



1960-2014



2015 SAN DIEGO PADRES

MEDIA GUIDE

MEDIA GUIDE

#PadresPets

costars in your community

Petco has been active in the San Diego community for more than 50 years by supporting local schools, dog parks and animal shelters. It's a pleasure to base our business here, and a privilege to promote one of America's favorite pastimes in America's finest city. Go, Padres!



the power of together™

petco 

TABLE OF CONTENTS

REMEMBERING TONY GWYNN	2-3
-------------------------------------	------------

PADRES IN THE COMMUNITY	4-7
--------------------------------------	------------

2015 FRONT OFFICE.....	8-22
-------------------------------	-------------

Front Office Directory.....	8-11
Seidler, Peter	12
Seidler, Tom	13
Fowler, Ron.....	14
Dee, Mike.....	15
Preller, A.J.....	16
Executives	17-19
Baseball Operations	20-22

2015 SAN DIEGO PADRES	23-162
------------------------------------	---------------

Black, Bud.....	24-25
Coaching Staff	26-32
Baseball Support Staff	33-34
Medical Staff	35
MLB.com At Bat	36
Player Bios.....	37-160
40-Man Roster	161
Building the 40-Man Roster	162
Non-Roster Invitees.....	162

2014 SEASON IN REVIEW.....	163-170
-----------------------------------	----------------

Season Highlights.....	164
Batting and Pitching Statistics	165
2014 Breakdown	166
Ejections	167
Home Run Notes	167
Disabled List	167
Win-Loss Breakdown	167-168
Highs And Lows.....	168
Transactions	169-170

HISTORY AND RECORDS.....	171-228
---------------------------------	----------------

Padres Hall of Fame	172-174
Padres in Cooperstown	174
Local Award Winners.....	175
National Award Winners	176
All-Star Selections	177
Annual Standings & Attendance	178
Padres Expansion Draft Selections	178
Interleague Play Results	179
Retired Numbers.....	179
Annual Records vs. Opponents	180
All-Time Records vs. Opponents	181
Attendance Records	181
Opening Day History.....	182-185
Annual Batting Totals.....	186
Annual Pitching Totals	187
Annual Batting Leaders	188-189
Annual Pitching Leaders.....	190-193
Career Batting Leaders.....	194
Career Pitching Leaders	195
Single-Season Batting Leaders	196
Single-Season Pitching Leaders.....	197
Low-Hit Games	198-199
Home Run History	200
Single-Season Records	201-203
Single-Game Records	204-206
Inning Records.....	207
Doubleheader Records.....	207
Consecutive Records.....	208
Rookie Records	209

Batting Records By Position	210
Relief Pitching Records	210
The Last Time It Happened	211-212
Longest Games In Padres History.....	213
Longest Winning Streaks	213
Longest Padres Hitting Streaks	213
Postseason History (By Year).....	214-221
All-Time Roster	222-226
Triple Plays	227
Rainouts & Delays.....	227
National Baseball Hall of Fame	228

OPPONENTS.....	229-234
-----------------------	----------------


Arizona Diamondbacks	230
Atlanta Braves	230
Chicago Cubs	230
Cincinnati Reds	230
Colorado Rockies	231
Los Angeles Dodgers.....	231
Miami Marlins.....	231
Milwaukee Brewers.....	231
New York Mets.....	232
Philadelphia Phillies.....	232
Pittsburgh Pirates	232
St. Louis Cardinals.....	232
San Francisco Giants	233
Washington Nationals	233
Houston Astros	233
Los Angeles Angels	233
Oakland Athletics	234
Seattle Mariners.....	234
Texas Rangers.....	234

SCOUTING & PLAYER DEVELOPMENT	235-308
---	----------------

Scouting & Player Development Staff.....	236-240
Scouts	241-244
Award Winners and All-Stars	245-246
Organizational Leaders	247
El Paso Chihuahuas (Triple-A)	248-250
San Antonio Missions (Double-A)	251-253
Lake Elsinore Storm (Single-A)	254-256
Fort Wayne TinCaps (Single-A)	257-259
Tri-City Dust Devils (Short-A).....	260-262
Arizona League Padres (Rookie).....	263-266
DSL Padres (Rookie).....	267-269
Dominican Republic Baseball Park.....	270
Padres Affiliate History.....	271
2014 First-Year Player Draft	272
All-Time First-Round Draft Picks.....	273
Players.....	274-308

MISCELLANEOUS	309-321
----------------------------	----------------

Petco Park Information	310-313
Communications Staff.....	314
Media Guidelines	314
Local Media	315
Broadcasters.....	316-319
Spring Training.....	320
Petco Park Seating Chart	321



ANTHONY

1 9 6 0

The greatest Padre of them all and one of the greatest hitters in the history of Major League Baseball, Tony Gwynn was the first-ever unanimous selection to the Padres Hall of Fame upon his retirement in 2001 and was inducted into the National Baseball Hall of Fame in July of 2007.

Gwynn was named the head baseball coach at San Diego State in September 2001, succeeding the coach for whom he played for three years during his collegiate baseball career.

In 20 seasons (1982-2001), the man who will be forever known as "Mr. Padre" won a National League record-tying eight batting titles and was selected to 16 All-Star teams. The Padres retired his number 19 jersey in September 2004.

A native of Long Beach, Gwynn attended Long Beach Poly High before arriving at San Diego State in 1977 as a highly recruited basketball point guard. After not playing baseball during his freshman year to concentrate on basketball, he was given a chance to play in 1979. Gwynn was a two-time All-American outfielder and led the Aztecs in hitting during each of his final two seasons.

Gwynn was also a point guard for the Aztec basketball squad for four seasons and was named to the All-Western Athletic Conference team on two occasions.

On June 10, 1981, Gwynn was drafted by both the San Diego Padres (third round) and the NBA's San Diego Clippers (10th round). After signing with the Padres, he made his major league debut on July 19, 1982.

Beloved son, brother, husband,



KEITH GWYNN

2 0 1 4

He retired with a .338 career batting average and 3,141 hits in 2,400 games. The Padres career leader in virtually every offensive category, Gwynn retired 17th on the all-time Major League hit list, 17th on the doubles list and 8th on the all-time singles list. His .338 career average is 22nd-best all-time.

Gwynn played on each of the first three Padres Division Championship clubs (1984, 1996, 1998) and batted .371 in the club's two World Series appearances.



The list of his honors off the field is just as impressive. Gwynn received the Roberto Clemente Man of the Year Award in 1999 and was awarded the 1999 Lou Gehrig Memorial Award.

In 1995, he was presented the Branch Rickey Award as the top community activist in Major League Baseball as well as the inaugural San Diego Padres Chairman's Award. He was inducted into the World Sports Humanitarian Hall of Fame in 1999.

Gwynn was also extremely committed to community service in the San Diego area. With his wife, Dr. Alicia, he established the Tony and Alicia Gwynn Foundation, which provides programs and services to underserved children in the areas of STEAM (Science Technology Engineering Arts and Math).

Only the 17th player in history to spend his entire career of 20-or-more seasons with one club, Gwynn's unwavering loyalty to the Padres and his undying devotion to the San Diego community further cemented his standing as "Mr. Padre" and one of the greatest ambassadors the game of baseball has ever known.

father, grandfather and uncle





PADRES IN THE COMMUNITY

The San Diego Padres are committed to being active participants in the community and striving to make a meaningful impact on the region's youth, military and first responder communities in the San Diego and Baja region. We take great pride in giving back to the community by implementing and supporting programs that build community pride and make a difference.

PADRES VOLUNTEER TEAM

The Padres Volunteer Team presented by Toyota is a county-wide volunteer force created to give back to the greater San Diego area. It calls upon Padres fans to join with our players, alumni and staff to donate their time to San Diego's non-profit community, civic organizations and Padres Foundation activities. The volunteer team's mission is to build awareness of and inspire participation in serving the greater San Diego community.



Interested volunteers can sign up at padres.com/volunteer and register for an upcoming volunteer activity or learn more at the Padres Volunteer Team area inside of Petco Park. Volunteers will receive their own t-shirt at their first event and one "Hit" for each hour they give back with Padres Volunteer Team. Hits may be redeemed for Padres tickets and exclusive experiences. We look forward to pitching in for greater San Diego with you!

FUTURE PADRES: YOUTH BASEBALL AND SOFTBALL

Youth Baseball Program Powered by Clorox

- For the fourth year, more than 15,000 youth baseball players representing more than 1,000 teams in the San Diego area received Padres-branded jerseys and matching caps. In partnership with Clorox, these jerseys and caps are provided to the leagues and represent 12 different styles of jerseys that the team has worn through the years. Providing jerseys and caps free of charge gives the leagues the opportunity to re-allocate funds typically budgeted toward uniforms to other areas in need of improvement, including fields, equipment and concessions. In some cases leagues have been able to significantly drop registration fees, creating a league where more kids have the opportunity to play baseball.



"I cannot stress enough how much of a Godsend the Padres are for Southeastern Little League this year. The jerseys couldn't have come at a more crucial time, as we began this year with a total of \$68. We are confident that your generosity will not only serve as a catapult for our league in terms of numbers (more happy parents, more returning families) but also serve the purpose of creating many, many new young fans..."

- Southeastern Little League parent

Jr. RBI / RBI (Reviving Baseball in Inner Cities)

- In partnership with the San Diego Hall of Champions, this program provides free baseball and softball opportunities to more than 700 underserved youth. The program teaches skill and character development and encourages friendly competition.
- The Jr. RBI program caters to players ages 5 to 12, while RBI provides baseball and softball opportunities to players ages 13 to 18. The Padres host the Jr. RBI program at the Jackie Robinson YMCA, the McGrath Family YMCA of East County, South Bay Family YMCA and the Marine Corps Recruit Depot (MCRD) military installation. The RBI baseball and softball program is hosted in conjunction with Athletic Initiative.

STAR/PAL (SPORTS, TRAINING, ACADEMICS AND RECREATION / POLICE ATHLETIC LEAGUE)

- STAR/PAL facilitates seven summer youth baseball clinics throughout the county in partnership with the Padres. The STAR/PAL coaches are members of the county's law enforcement agencies, allowing the kids to have a positive interaction with the law enforcement community.

PADRES IN THE COMMUNITY

EDUCATION

Teacher Appreciation Night presented by National University

- This special evening celebrates the region's teachers and allows the Padres, in partnership with National University, to place a special spotlight on those teachers who have been selected as San Diego County District Teachers of the Year.

Padres Science of Baseball presented by Cymer

- This unique program was created to help teach math and science to middle school students through an interactive, innovative curriculum involving examples from the San Diego Padres and Petco Park. In conjunction with three local school districts, the Padres, with the support of Cymer, provided specialized lesson training to 25 local teachers.

Padres Scholars

- This 20-year scholarship program identified 396 economically challenged and academically talented students to receive college scholarships from Padres ownership, players, coaches, partners and fans. Scholarships continue to be allocated, and to date the Padres Foundation has provided more than \$1.7 million to support Padres Scholars who have attended many prestigious schools including Yale University, Notre Dame, USD, Georgetown, BYU, UCSD, London School of Economics, Brown, Howard, UCLA and Harvard.



HEALTH

The Padres place a high priority on reaching out to children who are battling life-threatening conditions, hoping to provide special memories for them and their families during visits to Petco Park.

Nan's Kids

- The Padres share a special relationship with Rady Children's Hospital thanks to Manager Bud Black's wife, Nan, who is an infectious disease nurse at the hospital. For years, Padres players, coaches and front office staff have been touched by the thousands of families from Rady Children's Hospital who have visited Petco Park over the years and treated like VIPs (Very Important Padres).

FriarFit

- This fitness initiative encourages fans, young and old, to live healthier lives by providing healthier food options at the ballpark, conducting the FriarFit "Instant Recess" exercise break before every Sunday home game and providing our "Instant Recess" DVDs to elementary and middle school classes.



The Padres work with Major League Baseball on the following initiatives:

- **Autism Awareness** is a league-wide effort, teaming up with Autism Speaks, the world's leading autism science and advocacy organization, and Rady Children's Hospital to recognize Autism Awareness Month each April.
- **Jackie Robinson Day** celebrates the life and values of Jackie Robinson every April 15 in honor of the day that Robinson broke baseball's color barrier.
- **Mother's Day "Honorary Bat Girl"** program honors a breast cancer survivor and her family at the ballpark as part of the team's Mother's Day recognition.
- **Stand Up to Cancer (SU2C)** is a groundbreaking initiative created to accelerate innovative cancer research that will get new therapies to patients quickly.
- **Father's Day** prostate cancer awareness program helps us honor all of the region's Padres (Dads) as part of the team's Father's Day recognition.
- **4ALS** honors the life and legacy of Lou Gehrig and his memorable retirement speech. The Padres work in conjunction with the local ALS charities to bring awareness to the ALS mission to find a cure.



PADRES IN THE COMMUNITY

HONORING THOSE WHO SERVE - OUR MILITARY AND FIRST RESPONDER COMMUNITY



- **First Responder Appreciation Program:** The Padres are proud to continue recognizing San Diego's First Responder community – specifically Police, Fire-Rescue and Sheriff personnel and their families – for their service to San Diego. This multi-faceted program includes special pregame ceremonies, in-game recognition, ticket discounts and financial support to and awareness of the many non-profits that support this special community. Our Friday night recognition ceremonies are made possible thanks to our program sponsors: Cox, FOX Sports San Diego, Qualcomm, Natural Balance, BAE Systems and United Concordia Dental.



APPRECIATION PROGRAM - "TEAM OF THE MILITARY"

- **Military Sundays:** Every Sunday home game is a Military Salute to honor and thank our military, veterans, families and the non-profit organizations that support them. Padres players wear camouflage jerseys each Sunday home game.
 - In 2015, the 13 Military Sundays will kick off with April 12 Military Opening Day presented by Northrup Grumman celebrating San Diego's vast military history and our hometown heroes. Once again, we will honor each branch of the Armed Services with individual Branch Appreciation Days.

- **Military Family Support:** The Padres will recognize and thank military families who also serve with courage, resilience and strength on Military Spouse Appreciation Day, Salute to the Military Child and Military Family Salute.

- **Marine Recruit Sundays:** Continuing a longstanding tradition with the Padres, recruits from the Marine Corps Recruit Depot are permitted to attend a Sunday Padres home game prior to graduation – the first time the recruits wear the USMC uniform in public.

- **Player Outreach:** Padres players visit with members of the Armed Forces during each homestand and also visit local military installations and Naval Medical Center San Diego. Care packages are sent to deployed troops and other military installations around the world throughout the season.



- **Reenlistments:** The Padres encourage service members to hold their reenlistments at Petco Park, where they can conduct a personal on-field ceremony prior to baseball games in front of their family and friends. The Padres thank and honor them for their continued service to our nation.

- **Military Website:** The Padres military website (www.padres.com/military) is dedicated to those who protect our country, providing a platform for each branch of the Armed Services to share the stories and experiences of our military's men, women, veterans and their families. The website also serves as an information portal to highlight non-profit programs supporting the military.

PADRES IN THE COMMUNITY

QUÉ PADRE (“HOW COOL”)

The Padres continue to reach out to our Hispanic fans and fans south of the border through a variety of initiatives:

- **“Estrellas”:** This program, in partnership with local school districts and non-profits, supports the effort to reduce high school dropout rates and improve health and fitness behaviors within the Hispanic youth population. “Estrellas” (stars) will honor students who display a personal or leadership commitment to living a healthier lifestyle, strive for continued academic improvement, and/or improve their citizenship throughout the year.
- **Hospital Infantil:** In conjunction with the Tijuana Toros, the Padres visited patients and their families at the Hospital Infantil de las Californias in Tijuana. This hospital provides medical care, nutrition and education services to children and their families, with a mission “to improve the health and nutrition for the children of the region” regardless of their ability to pay.
- **Comunidad Awards:** For the fourth year, the Padres will recognize individuals and organizations making a positive impact within the region’s Hispanic community. Our Comunidad Award winners are selected by the Padres’ Hispanic Community Advisory Council under categories in line with the Padres Foundation’s areas of emphasis – **LIVE, LEARN, PLAY and SERVE.**
- **Ve a los Padres con los Padres (See the Padres with the Padres):** Administered in partnership with Tienda de los Padres, the Club’s store in Tijuana, this unique program provides fans that live south of the border with a game ticket and transportation to Petco Park. Tienda de los Padres is celebrating its 20th anniversary as the only U.S.-based MLB Team Store located outside of the United States. The store gives the Padres the opportunity to give back to the Tijuana community on a grassroots level.

PADRES FOUNDATION

The Padres Foundation serves as the charitable arm of the San Diego Padres. The Foundation is invested in supporting the region’s youth and those who serve (military and First Responders). The Foundation strives to help build community pride through positive connections with fans, players and staff, and to support our local nonprofit organizations.





THREE COMMITMENTS OF PADRES OWNERSHIP

- 1) To field a team worthy of the fans support with the goal of competing for a World Series Championship each season.
- 2) To provide a fun, affordable and entertaining experience at Petco Park and to market that experience to a diverse fan base throughout the entire San Diego and Baja California region.
- 3) To be active and vital members of the community.

OFFICERS

Executive Chairman	Ron Fowler
President & Chief Executive Officer	Mike Dee
Executive Vice President, General Manager	A.J. Preller
Executive Vice President, Business Administration & General Counsel	Erik Greupner
Senior Vice President, Chief Marketing Officer	Wayne Partello
Senior Vice President, Chief Financial Officer	Ronda Sedillo

EXECUTIVE ASSISTANTS

Executive Assistant to the Executive Chairman	Gaby Garcia
Executive Assistant to the President & Chief Executive Officer	Jessica Gardner
Executive Assistant to the Executive VP, Business Administration & General Counsel	Virginia Schang
Executive Assistant to the Senior VP, Chief Financial Officer	Kim Romano

ACCOUNTING

Director, Accounting	Todd Bollman
Manager, Accounting	Devin Carr
Manager, Payroll.....	Eugene Harring
Senior Financial Analyst	Kara Vermeulen
Accountant, Ticketing & Special Events	Corey Bystedt
Accountant, Accounts Payable.....	Gina Jarin
Accountant, Accounts Receivable	Michelle Matsuo
Staff Accountant, Accounts Payable.....	Amy Sterk
Payroll Specialist.....	Matt Brynie
Coordinator, Workers' Compensation & Risk Management	Darius McGhee
Coordinator, Purchasing & Diverse Business Partners	Doris Middleton
Assistant, Accounts Payable	Sue Kopas

PRODUCED BY THE SAN DIEGO PADRES COMMUNICATIONS DEPARTMENT

Wayne Partello- SVP, CMO
 Josh Ishoo - Editor
 Patrick Kurish - Co-Editor
 Shana Wilson - Assistant Editor
 Jonathan Griffith - Graphic Designer

DESIGN/EDITORIAL ASSISTANCE

Bill Center Aaron Masik Justin Gaspar Tom Seidler Sue Botos
 Nhu Tran Nicole Miller Mia Taravella Christina Papasedero

INTERIOR PHOTOGRAPHY

Andy Hayt Scott Wachter Shana Siler

PRINTING

Ben Franklin Press • Tempe, AZ

STATISTICS

MLB Baseball Information System
 Elias Sports Bureau
 Stats LLC
 Baseball-Reference.com
 MiLB.com
 Retrosheet.org (Dave Smith)

The information contained within the 2015 San Diego Padres Media Guide is accurate as of February 19, 2015.

It is intended for use by accredited media members. Those desiring to use this information for commercial purposes must contact the Padres Media Relations Department at (619) 795-5265.

For more information about the Padres visit:

www.padres.com
www.padres.com/friarwire
www.padresbeisbol.com
www.facebook.com/padres
www.twitter.com/padres
www.twitter.com/lospadres

BALLPARK MANAGEMENT

Vice President, Ballpark Operations & General Manager Petco Park	Mark Guglielmo
Senior Director, Ballpark Operations	Nick Capo
Director, Event Operations	Ken Kawachi
Director, Guest Services	Kameron Durham
Director, Security	John Leas
Director, Field Operations	Luke Yoder
Manager, Event Operations	Rob Arnold
Manager, Event Operations	Roberto Castro
Manager, Guest Services	Christina Hall
Manager, Security & Transportation	Matt Kennedy
Manager, Premium Services	Shawn Rossi
Assistant Head Groundskeeper	Matt Balough
Supervisor, Event Operations	Mark Schmidt
Coordinator, Loading Dock	Gabe Soto
Assistant, Groundskeeper	Peter Hayes
Assistant, Groundskeeper	Eric Moreno

BALLPARK FACILITIES MANAGEMENT

Director, Engineering	Randy McWilliams
Director, Facilities Services	John McEvoy
Senior Engineer	John Cooper
Senior Engineer	Steve Heimer
Senior Engineer	Lee Stecker
Engineer	Markez Tamayoshi
Engineer	Bruce Wafer
Primary Painter	Matt Wilson

BASEBALL OPERATIONS

Vice President, Assistant General Manager	Fred Uhlman, Jr.
Vice President, Scouting Operations	Don Welke
Assistant General Manager	Josh Stein
Senior Advisor/Special Assignment Scout	Randy Smith
Senior Advisor/Director, Professional Scouting	Logan White
Director, Scouting	Mark Conner
Director, Baseball Operations	Nick Ennis
Director, Player Development	Sam Geaney
Director, International Scouting	Chris Kemp
Director, Team Travel & Equipment Manager	Brian Prilaman
Special Assistant, Baseball Operations	Mark Loretta
Special Assistant to the GM/Scouting	David Post
Manager, Visiting Clubhouse	David Bacharach
Manager, Peoria Clubhouse	Zach Nelson
Architect, Baseball Systems	Wells Oliver
Developer, Baseball Systems	Brian McBurney
Assistant to the Director, Amateur Scouting	Eddie Clafardini
Manager, Peoria Operations/Spring Training	Todd Stephenson
Manager, Advance Scouting	Ben Sestanovich
Coordinator, Video – Clubhouse	Mike Tompkins
Coordinator, Video – Scouting/Player Development	Matt Schaffner
Assistant Equipment Manager & Umpire Room Attendant	Tony Petricca
Assistant to the Equipment Manager, Clubhouse	Spencer Dallin
Clubhouse Assistant – Home	James Bigler
Clubhouse Assistant – Home	Josh Vernetti
Clubhouse Assistant – Peoria	Kyle Ross
Head Athletic Trainer	Todd Hutcheson
Assistant Athletic Trainer	Paul Navarro
Strength & Conditioning Coach	Brett McCabe
Massage Therapist	Philip Kerr

BROADCASTERS

Broadcaster	Dick Enberg
Broadcaster	Mark Grant
Broadcaster	Ted Leitner
Broadcaster	Eduardo Ortega
Broadcaster	Bob Scanlan

BUSINESS ANALYTICS & TICKET OPERATIONS

Senior Director, Business Analytics	Ryan Gustafson
Manager, Database & CRM Operations	Lisa Beno
Senior Business Analyst	Scott Robish
Director, Ticket Operations	Jim Kiersnowski
Assistant Director, Ticket Vault Operations	Jeff Brown
Senior Manager, Ticket Operations	Gabriel Kunde
Senior Manager, Ticket Systems	Ellen LoPresti
Manager, Box Office	Casey Hudkins
Coordinator, Ticket Finance	Leigh Forrester
Coordinator, Ticket Operations	Ben Coleman
Coordinator, Ticket Operations	Cindy Nissen
Coordinator, Disabled Guest Services	Robin Smith
Lead Ticket Operations Agent	Brendan Freeman



DIRECTORY

COMMUNICATIONS

Director, Communications	Shana Wilson
Manager, Media Relations	Josh Ishoo
Coordinator, Media Relations	Patrick Kurish

COMMUNITY RELATIONS

Vice President, Community Relations	Sue Botos
Manager, Latino Affairs	Alex Montoya
Manager, Community Relations	Veronica Nogueira
Manager, Community Relations & Padres Foundation	Nhu Tran
Manager, Community Relations	Christina Papasadero
Manager, Volunteer Team	Allison Eddy

CONCESSIONS & HOSPITALITY

Vice President, Chief Hospitality Officer	Scott Marshall
Manager, Guest Experience	Jessica Walsh

CONTENT

Director, Content	Jesse Agler
Manager, Content	Nicky Patriarca
Multimedia Producer	Seth Foster

CORPORATE PARTNERSHIPS

Director, Partnership Services	Danielle Sergeant
Senior Manager, Partnership Development	Ryan Thorvaldsen
Senior Manager, Partnership Development	Luke Gilbert
Manager, Partnership Services	Nick Maranda
Manager, Partnership Services	Evin Martinez
Manager, Partnership Services	Eddie Quinn
Manager, Partnership Development	Alyssa Shuman
Manager, Partnership Development	Ryan Solizzo
Manager, Partnership Fulfillment	Michelle Willette
Assistant, Partnership Fulfillment	Kaitlynn Reilly

ENTERTAINMENT & PRODUCTION

Senior Director, Game Day Presentation	Matt Coy
Director, Entertainment & Production	Erik Meyer
Director, Production	Brendan Nieto
Manager, In-Park Entertainment	Mike Grace
Manager, Entertainment & Production Engineer	Hendrik Jaehn
Graphic Animator	Jahil Nelson
Producer, Video	Kevin Dodge
Producer, Video	Sandy O'Toole
Coordinator, Digital Media	Jeff Praught

HUMAN RESOURCES

Director, Human Resources	Sara Greenspan
Human Resources Business Partner	Naima Wareham
Specialist, Recruiting & Training	Lynn McLaughlin
Supervisor, Mailroom	Alan Valentine
Coordinator, Human Resources	Chrissy Gamboa

INFORMATION TECHNOLOGY

Director, Information Technology	Ray Chan
Supervisor, Application and Data Architect	Seth Glantz
Supervisor, IT Operations	Kathlene Gusel
Network Administrator	Michael Cross
Systems Administrator	Oscar Castro
Telecom Administrator	Hector Ortega
Desktop Support Specialist	Daryl Banez

LEGAL

Associate General Counsel	Caroline Perry
---------------------------------	----------------

MARKETING & CREATIVE SERVICES

Director, Marketing & Brand Activation	Katie Jackson
Manager, Advertising	Nicole Miller
Manager, Community Marketing	Darryl Mendoza
Manager, Fan Programs Technology	Alex Williams
Lead Graphic Designer	Aaron Masik
Graphic Designer	Justin Gaspar
Graphic Designer	Jonathan Griffith

MEXICO

Manager, The Padres Baseball Store (La Tienda de Beisbol, Tijuana)	Rebeca Ramirez
Coordinator, Marketing	Andrea Lopez

MILITARY AFFAIRS

Director, Military Affairs	Michael Berentson
Military Affairs Advisor	Rear Admiral JJ Quinn USN (Ret.)
Coordinator, Military Affairs	Mia Taravella

PETCO PARK EVENTS

Vice President, Petco Park Events	Jeremy Horowitz
Sales Manager, Petco Park Events	Allie Asuncion
Sales Manager, Petco Park Events	Kristie Ewing
Manager, Petco Park Events	Stephanie Grace
Manager, Petco Park Events	Jaclyn Lash
Assistant, Petco Park Events	Paula Badali
Assistant, Petco Park Events	Kevin Corrigan
Assistant, Petco Park Events	Alyssa Frediani

TICKET SALES

Vice President, Ticket Sales	Eric McKenzie
Senior Director, Business Development	Gordon Cooke
Manager, Sales Communication	Michaelene Courtis
Coordinator, Sales Operations	Katie Brown

PADRES PREMIUM PLUS

Manager, Padres Premium Plus	Ismena Castellon
Manager, Padres Premium Plus	Brad Dwight
Manager, Padres Premium Plus	Julia Ryan

GROUP TICKETS AND HOSPITALITY

Director, Group Tickets & Hospitality	Curt Waugh
Manager, Group Tickets & Hospitality	Chelsea Dill
Senior Account Executive & Team Lead, Group Tickets & Hospitality	Ryan Eifer
Senior Account Executive, Group Tickets & Hospitality	Chris Beal
Senior Account Executive, Group Tickets & Hospitality	Jenna Sain
Senior Account Executive, Group Tickets & Hospitality	Logan Washburn
Account Executive, Group Tickets & Hospitality	Ryan Austin
Account Executive, Group Tickets & Hospitality	Scott Baird
Account Executive, Group Tickets & Hospitality	Stephanie Maas
Account Executive, Group Tickets & Hospitality	Lindsay Mauro
Account Executive, Group Tickets & Hospitality	Matt McKeon
Account Executive, Group Tickets & Hospitality	Sean Nickelsen
Account Executive, Group Tickets & Hospitality	Elizabeth Ramirez
Account Executive, Group Tickets & Hospitality	Travis Ratliff
Account Executive, Group Tickets & Hospitality	Andrew Rubinstien

MEMBERSHIP DEVELOPMENT

Manager, Membership Development	Matt Clark
Account Executive, Membership Development	Alec Arsh
Account Executive, Membership Development	Drew Fischer
Account Executive, Membership Development	Anil Guerrero
Account Executive, Membership Development	Kirk Leopoldo
Account Executive, Membership Development	Tyler McGrath
Account Executive, Membership Development	Scott Nickerson
Account Executive, Membership Development	Tim Perreira
Account Executive, Membership Development	Tiffany Shih
Account Executive, Membership Development	Sean Smallwood

MEMBERSHIP SERVICES

Director, Membership Services	Sindi Schug
Manager, Membership Services	Steve Carter
Manager, Membership Services	Jeff Gould
Manager, Premium Services	Hayley Hallam
Manager, Suite Services	Krystle Hogan
Senior Account Specialist & Team Lead, Membership Services	Nick Golden
Account Specialist, Membership Services & Team Lead	Hans Hodvil
Account Specialist, Membership Services	Danielle Estill
Account Specialist, Membership Services	Will Grant
Account Specialist, Membership Services	Stacey Hallam
Account Specialist, Membership Services	Andrew Jensen
Account Specialist, Membership Services	Abby Kremin
Account Specialist, Membership Services	Reyes Miranda
Account Specialist, Membership Services	Andrew Shrader
Account Specialist, Membership Services	Maggie Vandura
Account Specialist, Membership Services	Kevin Smith
Account Specialist, Membership Services	Jesus Romero



OWNERSHIP



PETER SEIDLER

- Peter Seidler is the lead investor in the San Diego Padres and the managing partner of the holding company that owns the ball club and its related assets. The Padres' ownership group has made a long-term commitment to San Diego, with a focus on three primary priorities: (1) Winning Baseball, (2) Exceptional Fan Experience at Petco Park and (3) Community Leadership with a commitment to positive, sustainable contributions throughout San Diego. Padres ownership can be described simply as consistent supporters of the great San Diego community and passionate, hard-working leaders committed to building a respected and significant MLB ballclub.

- Seidler is a founder and managing partner of Seidler Equity Partners ("SEP"), a family-oriented private equity fund that provides capital and management support to growing entrepreneurial companies across the United States. SEP was established in 1993 and manages equity capital with a market value of approximately \$1.5 Billion. SEP has backed proven entrepreneurs with strategic support and equity capital in a variety of industries including: health/fitness, advertising, scuba diving/recreation, printing equipment, children's clothing and other products. The firm's philosophy is to apply a long-term and patient strategic approach in helping entrepreneurs and the companies they have founded and built continue on a path of success, job creation and excellence. Seidler's SEP office is in Del Mar, Calif.

- Seidler's philanthropic activities are focused on health and medical matters. He is active with the San Diego Chapter of the Juvenile Diabetes Research Foundation, The American Cancer Society and various health and wellness initiatives at The Mayo Clinic in Rochester, Minn. He also is a member of the Board of Trustees at The University of San Diego.

- Seidler earned a Bachelor's degree in commerce from the University of Virginia, and a Master of Business Administration from the University of California, Los Angeles.

- Seidler and his wife, Sheel, live in La Jolla with their two daughters. They are avid (yet beginner) surfers and joyful participants in San Diego's diverse, soulful and community-minded lifestyle.



Peter Seidler, Ron Fowler and Mike Dee welcome A.J. Preller to the Padres front office



TOM SEIDLER

- Tom Seidler enters his third full season as a member of the Padres ownership group, his first full season overseeing the community relations and military affairs departments.

- Seidler moved to San Diego from Visalia, where he spent the previous six years operating the Visalia Rawhide minor league club in the Advanced-A, California League. Seidler served as president and general manager of the franchise, overseeing ballpark renovations and unprecedented attendance growth. Under Seidler's leadership, the Rawhide went from having the lowest attendance among all 120 full-season minor league teams to breaking a 62-year-old attendance record in 2009, the first of four consecutive years of all-time record attendance. In 2012, Seidler was recognized as Executive of the Year, and the Rawhide was tabbed Organization

of the Year in the California League.

- Prior to leading the Rawhide, Seidler held various roles in professional baseball with the Los Angeles Dodgers, Port St. Lucie Dodgers/Kissimmee Dodgers, Great Falls Dodgers, Stockton Ports and Leones del Caracas.

- Since 1999, Seidler has served as president of the Mudville Nine Foundation for Kids, an organization focused on improving the education and athletic opportunities for children.

- Seidler earned a Bachelor of Arts degree from the University of Notre Dame and a Master of Business Administration from the Owen School at Vanderbilt University. He is a proud full-time resident of downtown San Diego and currently serves on the board of directors of both the Downtown San Diego Partnership and Big Brothers, Big Sisters of San Diego County. Seidler also is a member of the Athletics Committee of the Board of Trustees of the University of San Diego and a member of the San Diego Downtown Rotary Club 33.



Tom Seidler and several members of the Padres were in attendance for the launch of the Padres Volunteer Team, presented by Toyota, on February 6, 2015



OWNERSHIP



RON FOWLER EXECUTIVE CHAIRMAN

- Ron Fowler is the Executive Chairman of the San Diego Padres and the Chairman and CEO of Liquid Investments, Inc. He is a principal and board member of Beer Capitol Distributing in Milwaukee, Wisconsin and board member of Columbia Distributing in Oregon and Washington. Recognized as a beverage industry leader, Ron has chaired or been a member of numerous corporate and association boards over the past 40 years.

- Ron's special interest is higher education. He was the primary financial contributor and chaired the successful campaign to create the Entrepreneurial Management Center at San Diego State University (SDSU) and served as the first chairman of its board of governors. He is chairman emeritus of the SDSU Campanile Foundation and past chairman of the President's Advisory Board. In 2005, Ron received an honorary doctorate from SDSU. Since 1996, Ron has served on the University of San Diego's Board of Trustees and currently serves as board chair. In 2014, Ron received the Distinguished Alumnus Award from the University of St. Thomas.

- An avid sports enthusiast, Ron is co-owner of the San Diego Padres. Additionally, he chairs the Executive Committee of the San Diego Hall of Champions. From 1987-1991, he was the Owner/Managing General Partner of the San Diego Sockers professional soccer team. In 1991, he was recognized as "San Diego Sports Businessman of the Year." He served as Treasurer and Trustee for the U.S. Olympic Training Center and was chair of the Mayor's Task Force on Padres Planning. He was the founding chair of the San Diego International Sports Council, chair of the San Diego Super Bowl Task Force and of the 2003 Super Bowl Host Committee. In 2009, he was named a Distinguished American by the National Football Foundation. Ron's efforts were instrumental in San Diego being awarded the 2016 Major League Baseball All-Star game. In addition, he contributes his time and resources to numerous other civic and philanthropic organizations.

- Ron has been recognized many times for his leadership roles in athletics, entrepreneurship and community service. In recent years, he received the first Chairman's Award from the San Diego County Board of Supervisors, was named Herb Klein Civic Leadership Honoree by the Regional EDC, received the Downtown San Diego Partnership's Alonzo Award, and was Big Brothers/Big Sisters of San Diego County's Person of the Year. In 2013, he was honored with the Guthrie Award by the Huntington's Disease Society of America and was named "Sportsman of the Year" by the San Diego Hall of Champions. This year, Ron was honored by the San Diego Chamber of Commerce with the Herb Klein Spirit of San Diego Award.

- Ron and his wife, Alexis, are the parents of five children and grandparents of two girls.





MIKE DEE

PRESIDENT AND CHIEF EXECUTIVE OFFICER

- Mike Dee was named president and CEO of the San Diego Padres on July 17, 2013. Since his return to San Diego, Dee has led the effort to overhaul the organization's baseball operations philosophy, overseen ownership's commitment to renovate and improve Petco Park, spearheaded the club's successful bid for the 2016 Major League Baseball All-Star Game and focussed on transforming Petco Park into a 365 day year-round facility with a variety of different events beyond Padres baseball.
- Dee returned to San Diego after having spent eight successful seasons with the Padres from 1995-2002, joining the club as director of corporate development before several promotions that led to his appointment as Senior Vice President of Business Affairs in 2001. During his first tenure with the Padres, the club won two division titles, a National League pennant and successfully passed proposition C that led to the construction of Petco Park.
- Dee spent eight seasons with the Boston Red Sox from 2002 to 2009, the last seven of which were as the team's Chief Operating Officer working under former Padres and current Red Sox CEO Larry Lucchino. During his tenure in Boston, the Red Sox won two World Series titles and set franchise records for attendance and revenue each year - including an MLB record consecutive sellout streak. While in Boston, Dee also created and served as President of Fenway Sports Group (now Fenway Sports Management), a sister company to the Red Sox which diversified the team's interests into other sports. Most notable during his tenure was the acquisition of Roush Racing renamed Roush Fenway Racing, one of NASCAR's most prominent racing teams. Dee was a co-director of the enterprise and tasted victory lane at Daytona Motor Speedway in February, 2009 as Roush Fenway driver Matt Kenseth won the Daytona 500.
- Prior to his return to San Diego, Dee served as President and CEO of the Miami Dolphins and Sun Life Stadium from 2009-2013. While in South Florida, Dee consummated a naming rights agreement with Sun Life and oversaw one of the busiest football venues in the country with the Dolphins, University of Miami and Orange Bowl as anchor tenants. Dee also presided over Sun Life Stadium hosting Super Bowl XLIV in 2010, the BCS National Championship in 2013 and Wrestlemania XXVIII in 2012. Dee was also very involved in the South Florida community. He founded the Dolphins Cycling Challenge, a bike-a-thon that benefits the University of Miami's Sylvester Cancer Center, which in five years has already grown into one of the largest charitable events in the state of Florida having raised nearly \$10 million for cancer treatment and research since 2010.
- A native of Baltimore, Maryland, Dee is a graduate of Franklin & Marshall College in Lancaster, Pa. where he still serves on the school's Advisory Board. He also serves on a number of other boards including the Pan Mass Challenge, the country's largest athletic fundraising event, as well as the La Jolla Country Day School Board of Trustees.
- Dee and his wife Karen have two sons - Spencer and Tommy.





A.J. PRELLER

EXECUTIVE VICE PRESIDENT/GENERAL MANAGER

- A.J. Preller was named executive vice president/general manager of the San Diego Padres on August 6, 2014. He joined the Padres from the Texas Rangers, where he most recently served as assistant general manager, overseeing the player development and scouting departments and serving as a key advisor on all player acquisitions.
- In his first offseason as general manager, Preller has made several key additions to the club heading into 2015, including outfielders Matt Kemp, Justin Upton and Wil Myers, as well as catcher Derek Norris, who all were acquired in a span of 24 hours on December 19, 2014, among a total of 30 transactions in that timeframe, a Major League record for a day's worth of transactions. In addition, he acquired right-handed pitcher Brandon Maurer, infielder Will Middlebrooks and catcher Tim Federowicz via trade, while signing free agents James Shields, Brandon Morrow and Clint Barmes in his first offseason with the Padres. Preller was able to make over the Padres outfield and lineup while keeping the club's starting pitching core of Andrew Cashner, Tyson Ross and Ian Kennedy intact. He acquired a number of players while retaining top prospects Matt Wisler, Hunter Renfroe and Austin Hedges, who rank as the club's No. 1, 3 and 4 prospects, respectively, by Baseball America.
- In his first few months with the Padres, Preller also made key additions to the baseball operations department in Vice President, Scouting Operations Don Welke, Senior Advisor/Pro Scouting Director Logan White, Director of Player Development Sam Geaney and International Scouting Director Chris Kemp, as well as Special Assistants Moises Alou and Dave Post.
- Over 10 years in Texas, Preller held a number of baseball operations roles in the organization. He was a central figure in the group that spearheaded the Rangers' efforts to upgrade the talent level throughout the system, playing an instrumental role in the club's consecutive World Series appearances in 2010-11, as well as in the construction and organization of the Rangers' development program in the Dominican Republic. From 2010-13, he served as a senior director of player personnel, overseeing professional, international and amateur scouting.
- Prior to joining the Rangers, Preller spent three years in the baseball operations department of the Los Angeles Dodgers, working with the professional, amateur and international scouting departments. He also was heavily involved in salary arbitration work for the Dodgers.
- A native of Huntington Station, N.Y., Preller graduated Summa Cum Laude from Cornell University in 1999. He began his baseball career with an internship for the Philadelphia Phillies before taking a position with the Arizona Fall League where he worked under Hall of Famer Frank Robinson, whom he later joined at Major League Baseball for two years, aiding Robinson in several areas and working closely with the Labor Relations Department on salary arbitration issues.





ERIK GREUPNER

EXECUTIVE VICE PRESIDENT, BUSINESS ADMINISTRATION & GENERAL COUNSEL

- Erik Greupner was promoted to his current post of executive vice president, business administration & general counsel in November 2014. He previously held the role of senior vice president, business administration & general counsel since October 2011, and originally joined the Padres in December 2010 as senior vice president, general counsel. In his current role, Greupner has responsibility for legal and government affairs, ballpark and facility operations, human resources and information technology.

- Prior to joining the Padres, Greupner worked as a corporate and transactional attorney with the international law firm Gibson, Dunn & Crutcher LLP. While at Gibson Dunn, he advised senior management of public and private companies in general corporate matters, acquirers and targets in mergers and acquisitions transactions, and institutional investors and fund sponsors in the formation and operation of private investment funds.

- Prior to joining Gibson Dunn, Greupner worked in sales and management roles with Goldman Sachs & Company, Scudder Weisel Capital, LLC and Life Time Fitness.

- Greupner earned his Juris Doctor degree magna cum laude from the University of San Diego School of Law, where he was a member of the Order of the Coif, as well as executive comments editor of the San Diego Law Review. He served as a judicial intern for the Honorable M. Margaret McKeown, U.S. Court of Appeals, Ninth Circuit.

- A native of Minneapolis, Minn., Greupner graduated cum laude from Wheaton College, Illinois with a Bachelor of Arts degree in philosophy and communications. He currently serves on the advisory board of trustees of Rady Children's Hospital and business law emphasis advisory board of the Chapman University Fowler School of Law. He and his wife, Laura, have a son, Thomas, and two daughters, Ella and Kate.



WAYNE PARTELLO

SENIOR VICE PRESIDENT, CHIEF MARKETING OFFICER

- Wayne Partello joined the Padres in October 2013 and oversees all aspects of the Padres marketing and communications platforms encompassed by the following departments: marketing, creative services, communications, entertainment & production, broadcasting and content.

- In his first season with the Padres, Partello oversaw the development of a number of new marketing and content initiatives, including the launch of Padres Social Hour, a daily, hour-long pregame show that is streamed live on padres.com, and simulcast on FOX Sports San Diego and ESPN 1700.

- Partello joined the Padres after four years with the Miami Dolphins where he was responsible for a wide footprint of marketing and media areas, including but not limited to the development and oversight of The Finsiders (the Dolphins' integrated media arm), the team's advertising and creative

efforts and the organization's game day entertainment experience.

- Prior to joining the Dolphins, Partello spent 11 years at Entercom Communications in his hometown of Boston in a variety of marketing and digital media roles, including work on the Boston Red Sox radio network.

- Partello and his wife, Kristen, have two daughters: Julia and Emily.



RONDA SEDILLO

SENIOR VICE PRESIDENT, CHIEF FINANCIAL OFFICER

- Ronda Sedillo enters her third season as senior vice president, chief financial officer after joining the Padres in January 2013. She manages a staff of 12 in the finance/accounting department.

- Sedillo brings more than 25 years of experience in the accounting industry to her role. She spent 12 years at Arrowhead General Insurance Agency, Inc. (AGIA), serving as chief accounting officer for seven years. In that role, Sedillo managed sell-side due diligence of AGIA to private equity in 2006, and then again was on the sell-side due diligence team to public company Brown & Brown (BRO) in late fall 2011 (culminating in a sale date of January 9, 2012). She oversaw an accounting staff of 14 and managed insurance carrier audits, as well as annual financial statement audits.

- Prior to her time at AGIA, Sedillo spent seven years at PricewaterhouseCoopers, serving as a tax manager for the final three years of her tenure.

- A San Diego native and life-long Padres fan, Sedillo received a Bachelor of Science degree in accounting from San Diego State University.
- She currently serves on the Board of Directors for the San Diego chapter of the American Red Cross and is a Red Coat for the San Diego Bowl Games Association.

- Sedillo and her husband, Chris, reside in Tierrasanta. They have two grown children, Ashley, a 2006 graduate of SDSU and Dustin, a 2010 graduate of CSU Fullerton.



SUE BOTOS

VICE PRESIDENT, COMMUNITY RELATIONS

- Sue Botos enters her 17th season with the San Diego Padres in 2015, her fifth in the role of vice president, community relations, overseeing all areas of the Club's community outreach and Hispanic relations.
- Since 2012, Botos has overseen the conceptualization and implementation of the Future Padres program, which annually outfits more than 15,000 local youth baseball players in Padres jerseys and caps – free of charge. Botos has played a part in other milestone programs, including the development of the first college scholarship program in Major League Baseball, Padres Scholars.
- Born and raised in Cleveland, Botos is a 1991 graduate of The Ohio State University. She resides in San Diego with her husband, Doug.



MARK GUGLIELMO

VICE PRESIDENT, BALLPARK OPERATIONS/GM - PETCO PARK

- Now entering his 30th season with the Padres, Mark Guglielmo was named Vice President, Ballpark Operations / General Manager – Petco Park in November 2010. He is responsible for all facility management and event operations at Petco Park, while also overseeing engineering, building maintenance and repairs, cleaning and janitorial services, playing field and exterior landscape maintenance, broadcast and transmission operations, guest services, security and transportation and capital projects.
- Guglielmo joined the Padres in 1985 as scoreboard supervisor. He was named director of video operations and special projects in 1988 and director of stadium operations in 1995.
- Guglielmo earned a BA degree from the University of Redlands and studied communications at the University of California, San Diego. He resides in the Mission Hills area of San Diego with his wife, Chris. He has three grown children: daughters Meghan, Mallory and son, Dominic.



JEREMY HOROWITZ

VICE PRESIDENT, PETCO PARK EVENTS

- Jeremy Horowitz was promoted to his current post of vice president, Petco Park Events in November 2010 after joining the Padres in 2004 as associate counsel. He is responsible for all matters related to the sales and execution of non-baseball events at Petco Park.
- Prior to joining the Padres, Horowitz worked as a corporate and transactional attorney with the international law firm Latham & Watkins LLP.
- Horowitz earned his Juris Doctor degree from the University of Southern California Law School, where he was a member of the Order of the Coif. He graduated cum laude from Georgetown University with a Bachelor of Arts degree in American government. He and his wife, Rachel, reside in La Jolla.



SCOTT MARSHALL

VICE PRESIDENT, CHIEF HOSPITALITY OFFICER

- Scott Marshall enters his third season with the Padres, his first as vice president, chief hospitality officer. Marshall was promoted to his current role in November 2014 after joining the Padres in January 2013 as vice president, concessions and retail. In his current role, Marshall is charged with developing and implementing the overall hospitality strategy for the Padres and Petco Park by building brands, creating new concepts and driving fan experience.
- Prior to the Padres, Marshall spent 25 years with Centerplate, one of the largest hospitality companies in the world, with more than 250 North American sports, entertainment and convention venues. Most recently, he served as senior vice president of innovation and fan engagement, directing the company's overall strategy for CRM promotions & programs, best practices, new innovation and emerging technologies.
- Marshall earned his Bachelor of Business Administration in finance from the University of San Diego. He also attended and played football at the University of Southern California. He and his wife, Nicol, reside in San Diego. They have three daughters: Taylor, who attends University of San Diego, Madison, who attends Saint Mary's college, and Riley, who attends Cathedral Catholic High School.



ERIC MCKENZIE

VICE PRESIDENT, TICKET SALES

- Eric McKenzie enters his second season as vice president, ticket sales, overseeing all areas of ticket sales and service, including season tickets, group tickets, suites and premium sales.
- McKenzie came to the Padres in April 2012 from the Cleveland Indians, where he was the director of group and inside sales, managing all day-to-day operations of group sales, suites and inside sales. Prior to his time with the Indians, McKenzie worked for the San Antonio Spurs, Arizona Diamondbacks and Phoenix Suns in a variety of ticket sales and sales management roles.
- A 2006 graduate of Mount Vernon Nazarene University, McKenzie double majored in Business and Sports Management. He resides in San Diego, with his wife, Liz, and their daughter, Kate.



FRED UHLMAN, JR.

VICE PRESIDENT/ASSISTANT GENERAL MANAGER

- A veteran of 30 seasons in professional baseball, Fred Uhlman, Jr. has spent the past 20 seasons with the San Diego Padres. He was promoted to his current post of vice president/assistant general manager in November 2008.
- Uhlman joined the Padres in March 1995 as a special assistant to the general manager, following 10 years in the Baltimore Orioles' scouting and player development departments. He was named assistant general manager the following season, in January 1996.
- Uhlman's responsibilities involve assisting Executive Vice President/General Manager A.J. Preller in all areas of baseball operations, including evaluation of talent at the Major, minor and amateur levels, player transactions and contract negotiations. Additionally, he works closely with scouting and player development on the day-to-day operations of the Padres' player development department.

• Raised in Georgetown, Texas, Uhlman moved to Baltimore in 1985 and joined the Orioles as a part-time assistant in player development and scouting. He attained full-time status in 1987 and was promoted to assistant to the director of scouting two years later. In 1991, he was named Baltimore's assistant director of scouting.

• Uhlman and his wife, Jill, reside in San Diego.



DON WELKE

VICE PRESIDENT, SCOUTING OPERATIONS

- Don Welke was named vice president, scouting operations for the San Diego Padres on August 19, 2014. He joined the Padres after spending parts of the last eight seasons with the Texas Rangers, where he most recently held the role of senior special assistant to the general manager, scouting. In that role, Welke assisted the general manager and his staff in personnel evaluation and served as a resource in all areas of baseball operations.
- Welke brings 49 years of baseball scouting experience to his role with the Padres, having begun his scouting career with the Cincinnati Reds in 1965. Over the last eight seasons, during his second stint with the Rangers, Welke was instrumental in the club's consecutive World Series appearances in 2010-11 as well as in the bolstering of the organization's farm system, having been directly involved in the signings and acquisitions of Jurickson Profar, Elvis Andrus, Martin Perez, Josh Hamilton and Adrian Beltre.

• At the 2012 Major League Baseball Winter Meetings in Nashville, Tenn. he was named the Midwest Scout of the Year by his peers. Welke also received a pair of honors in the 2011 offseason with the Legends in Scouting Award from the Professional Baseball Scouts Foundation and the inaugural Scout of the Year Award, bearing his name, from the Rangers Organization.

• Prior to re-joining the Rangers in 2007, he held the role of special assistant to former Philadelphia General Manager Pat Gillick, a member of the Baseball Hall of Fame, with whom he had previously worked with in Toronto and Baltimore. In 2005, he worked for the Rangers' international scouting department as cross-checker and was instrumental in reestablishing the organization's presence in Latin America.

• Prior to working with the Rangers and Phillies, Welke also worked with the Los Angeles Dodgers (1999-2004), Baltimore Orioles (1996-99), Toronto Blue Jays (1977-95), Kansas City Royals (1970-76) and Cincinnati Reds (1965-69). Over the course of his career he has been directly involved with signing such players as Dave Stieb, Pat Hentgen, John Olerud and Padres bullpen coach Willie Blair.

• He also worked as an advance scout for the gold medal-winning Team USA baseball squad at the 2000 Olympics in Sydney and again with Team USA for the 2003 Olympic qualifier in Panama.

• A native of Illinois, Welke has degrees from Carthage (WI) College, where he played baseball and basketball, as well as Eastern Michigan University. He was named to the Carthage College Hall of Fame and is also in the hall of fame for his high school, Harvard (IL) High. Welke has three children and now resides in San Diego.



BASEBALL OPERATIONS



JOSH STEIN **ASSISTANT GENERAL MANAGER**

- Josh Stein enters his second season as assistant general manager, after being promoted to the post in December 2013. Stein's primary responsibilities include assisting Executive Vice President/General Manager A.J. Preller in all player acquisitions as well as roster, payroll and budget management. He is involved in all contract negotiations, including coordinating the club's salary arbitration efforts, while also managing the Padres' statistical analysis and video scouting systems.
- 2015 marks Stein's 13th season with the Padres. He first joined the club as a baseball operations intern in the summer of 2003. He interned through the 2005 season and was named advance scouting coordinator in 2006. Following the 2009 season, Stein was named director of baseball operations.

• A 2000 graduate of the University of California, Berkeley with a degree in psychology, Stein traveled and taught English in South America before earning his Juris Doctor from the University of California, Hastings College of Law in 2005.

- Stein and his wife, Laura, reside in San Diego with their daughters, Emma and Jessie.



LOGAN WHITE **SENIOR ADVISOR/DIRECTOR, PROFESSIONAL SCOUTING**

- Logan White enters his first season with the Padres after joining the organization in October 2013 as senior advisor to the general manager/director, professional scouting. In his role, White is responsible for overseeing all of the organization's professional scouting efforts and player acquisition at the Major and minor league levels, as well as advising General Manager A.J. Preller.

- White joined the Padres following 13 seasons with the Los Angeles Dodgers, joining in December 2001 as director of amateur scouting before being promoted to assistant general manager, amateur and international scouting in 2006 and vice president, amateur and international scouting in 2011. White most recently held the title of vice president, amateur scouting for the last two seasons. In that capacity, his primary responsibilities were overseeing the organization's amateur scouting efforts, including the annual First-Year Player Draft, along with assisting the general manager in various capacities.

- Since White began overseeing the Dodgers' amateur draft in 2002, more than 50 selections have reached the Major Leagues, including a stretch of eight first-round picks from 2002-08, a group that includes James Loney (2002), Chad Billingsley (2003) and Clayton Kershaw (2006). Under White's direction, the Dodgers also drafted All-Star caliber players in later rounds, including Matt Kemp in the sixth round (2003) and Russell Martin the 17th round (2002).

- In addition, White headed the Dodgers' international scouting efforts from 2002-12, and was instrumental in helping sign Cuban outfielder Yasiel Puig, Korean pitcher Hyun-Jin Ryu and Japanese pitchers Takashi Saito and Hiroki Kuroda.

- With White in charge of amateur scouting, the Dodgers' 2004 First-Year Player Draft was rated by Baseball America as the best draft in the National League and second best in baseball. Its 2003 draft was tabbed as the best in the Major Leagues by the publication, and its 2002 draft was rated as the fourth-best in baseball. The Dodgers were the only team to have their draft rated in the top five in each of those three seasons.

- Beginning his scouting career in 1988, White first served as an associate scout with the Seattle Mariners before moving on to be an area scout with the Baltimore Orioles from 1990-92. Prior to joining the Dodgers, he also served as the west coast supervisor for the San Diego Padres from 1993-95 and the west coast supervisor for the Orioles from 1996-2001.

- Originally selected by the Seattle Mariners in the 23rd-round of the 1984 First-Year Player Draft out of Western New Mexico University as a relief pitcher, White played three seasons in the Mariners system prior to his scouting career.

- A native of Portales, N.M., White graduated from Western New Mexico University with honors and was an Academic All-American in 1984. He was inducted into the school's Hall of Fame in 1996. White resides in Gilbert, Ariz. with his wife, Deena, and son, Logan, Jr.



NICK ENNIS **DIRECTOR, BASEBALL OPERATIONS**

- Nick Ennis enters his first season as director of baseball operations, after being promoted to the post in November 2014. Ennis's primary responsibilities include assisting in player acquisitions, roster management, professional scouting and contract negotiations. He is also involved in the club's analytics research initiatives and the application of new technologies throughout the department's activities.

- 2015 marks Ennis's 6th season with the Padres. He first joined the club as an intern in the summer of 2010 and interned through the 2011 season before being promoted to advance scout/baseball operations assistant in 2012. Following the 2013 season, he was named manager of baseball operations.

- A 2004 graduate of Georgetown University, Ennis worked in the venture capital industry before receiving his Master of Business Administration from Columbia Business School in 2010.

- Ennis and his wife, Erin, reside in San Diego.



TREVOR HOFFMAN

SENIOR ADVISOR, BASEBALL OPERATIONS

- Trevor Hoffman enters his first season in the role of senior advisor to baseball operations, having spent the previous season as upper-level pitching coordinator, evaluating and helping coordinate all pitchers throughout the organization from the Double-A level through the Major League level.
- Hoffman served the previous three seasons (2011-13) as special assistant to the president and chief executive officer, following his retirement from the playing field in January 2011.
- The former pitcher had an 18-year Major League career that included parts of 16 seasons with the San Diego Padres, as well as time with the Florida Marlins and Milwaukee Brewers.
- With the second-most career saves in Major League Baseball's history (601 in 677 opportunities), Hoffman completed his career with a 61-75 record, 2.87 ERA (347 ER/1089.1 IP), .211 opponent batting average and 1,133 strikeouts in 1,035 relief appearances. The seven-time All-Star also finished in the top 10 in Cy Young voting and in the top 25 in Most Valuable Player voting on four occasions each.
- In 2014, Hoffman was inducted into the San Diego Padres Hall of Fame. In 2011, the Padres retired his no. 51, an honor bestowed upon only four other Padres (Steve Garvey, Tony Gwynn, Randy Jones, Dave Winfield) and Jackie Robinson, whose number was retired in 1997 by Major league Baseball.
- Also in 2014, Commissioner Allan H. (Bud) Selig announced that Major League Baseball will annually honor the top relief pitchers in the game with the "Mariano Rivera American League Reliever of the Year Award" and the "Trevor Hoffman National League Reliever of the Year Award," to honor Baseball's all-time leaders in saves, both of whom spent their entire careers in one League: the 13-time A.L. All-Star Rivera (652 saves) and the seven-time N.L. All-Star Hoffman (601 saves).
- A California native, Hoffman has been heavily involved in the local community since first joining the Padres in 1993. He has worked extensively with the National Kidney Foundation and Rady Children's Hospital, while also donating his time and resources to numerous community and military outreach programs.
- Hoffman and his wife, Tracy, reside in Rancho Santa Fe with their sons, Brody, Quinn and Wyatt.



DAVID POST

SPECIAL ASSISTANT TO THE GM/SCOUTING

- David Post joined the Padres in September 2014 as special assistant to the General Manager, scouting. In his role with the Padres, Post assists Executive Vice President/ General Manager A.J. Preller in scouting operations and is involved in all aspects of amateur, professional and international scouting.
- Prior to joining the Padres, Post spent seven seasons with the Houston Astros as national crosschecker. He began his scouting career with the Marlins in 2004, covering the Northwest from 2004-06 and then Florida in 2007, before joining the Astros.
- As a player, Post was originally signed by the Los Angeles Dodgers as a 10th-round selection in the 1992 First-Year Player Draft out of Kingston High School (NY). Over a minor league playing career that spanned 12 seasons, he hit .272 (882-for-3248) with 171 doubles, 26 triples, 46 home runs, 377 RBI, 498 runs scored and 103 stolen bases in 987 games played for the Dodgers (1992-95, 2001), Montreal Expos (1996-2000) Cleveland Indians (2000), Pittsburgh Pirates (2002), New York Yankees (2003) and Colorado Rockies (2003) organizations.
- A native of Kingston, N.Y., Post currently resides in Canton, Ga., with his wife, Donna, and their two daughters: Gianna (10) and Gabriella (5).



BASEBALL OPERATIONS



RANDY SMITH

SENIOR ADVISOR/SPECIAL ASSIGNMENT SCOUT

- Randy Smith enters his first season in the role of senior advisor/special assignment scout after spending the previous five seasons as vice president of player development, overseeing the operation of the Padres' player development system. Prior to that role, Smith was the club's director of player development/international operations from January 2010 to February 2011. He returned to San Diego for the third time in his career in 2003 as a special assistant to the general manager.
- Over the course of his career, Smith has held virtually every position in baseball operations, including general manager, assistant general manager, director of player development, director of scouting, director of international scouting and director of professional scouting.
- Smith previously spent six seasons (1996-2001) as the vice president of baseball operations and general manager of the Detroit Tigers. Under his direction, Detroit received Organization of the Year honors from both Baseball America and Howe Sportsdata in 1997. That same year, Smith was named Baseball America's American League Executive of the Year.
- Prior to his time in Detroit, Smith served as San Diego's vice president of baseball operations and general manager from 1993-95. Named to the position on June 9, 1993 at the age of 29, he became the then-youngest general manager in Major League history. During his tenure as the Padres' GM, Smith acquired future National League MVP Ken Caminiti and eventual All-Stars Trevor Hoffman, Steve Finley, Andy Ashby and Brad Ausmus. Smith also named Bruce Bochy to his initial Major League managerial post prior to the 1995 season.
- Smith began his front office career in 1984 with the Beaumont Golden Gators, the former Double-A Texas League affiliate of the Padres. He originally joined the Major League Padres in 1985 as assistant director of scouting and player development and was later named scouting director in 1988.
- He served as assistant general manager of the Colorado Rockies from 1991-93, playing a pivotal role in filling the club's Major League roster in the 1992 expansion draft.
- Smith and his wife, Erin, reside in Scottsdale, Ariz., with their sons, Quinn and Shane. His father, Tal, has served as a Major League executive for more than 50 years with the Astros, Reds and Yankees.



MARK LORETTA

SPECIAL ASSISTANT, BASEBALL OPERATIONS

- Mark Loretta enters his sixth season in the role of special assistant, baseball operations, where he is involved in all aspects of the Padres' baseball operations. Loretta joined San Diego's front office in 2010, after announcing his retirement from playing Major League Baseball in January 2010.
- A veteran of 15 Major League seasons with the Milwaukee Brewers (1995-2002), Houston Astros (2002, 2007-08), Padres (2003-05), Boston Red Sox (2006) and Los Angeles Dodgers (2009), Loretta hit .295 (1713-for-5812) with 309 doubles, 22 triples, 76 home runs, 629 RBI and 768 runs scored in 1726 games. A two-time All-Star (2004, 06) known as one of the most consistent hitters in the game, he batted .280 or above in 12 straight seasons from 1997-2008, including a three-year stretch during which he hit over .300 (2002-04).
- With the Padres in 2004, he set career highs in hits (208), doubles (47), home runs (16), RBI (76), runs scored (108), batting average (.335), slugging percentage (.495) and on-base percentage (.391) en route to being named Padres team MVP for the second consecutive season.
- Loretta is a 1993 graduate of Northwestern University, where he earned Big 10 MVP honors and was a Division I All-American. He and his wife, Hilary, reside in Rancho Santa Fe with their son, Frankie, and daughter, Lucy.



COACHES & STAFF



COACHES & STAFF



BUD BLACK MANAGER

20

BORN: June 30, 1957 in San Mateo, CA **OPENING DAY AGE:** 57
RESIDENCE: Rancho Santa Fe, CA
NAMED AS MANAGER: November 9, 2006
CAREER RECORD AS MLB MANAGER: 617-680 (.476) in eight seasons
MLB COACHING CAREER: Pitching Coach, Los Angeles Angels of Anaheim (2000-06); Manager, San Diego Padres (2007-present)

MANAGERIAL AND COACHING CAREER

MANAGERIAL SUMMARY:

- Named the 16th manager in franchise history on November 9, 2006.
- His 617 managerial wins are the second-most all-time in Padres history, trailing only Bruce Bochy (951).
- Won his 600th career game on August 24, 2014 at Arizona...is just the second manager in Major League history with 600 wins as a manager and 100 wins as a pitcher, with the only other to do so Hall of Famer Clark Griffith (1,491 wins as manager, 237 as a pitcher)...Hall of Famer Walter Johnson is the only other to have 500 wins as a manager and 100 as a pitcher (529 wins as manager, 417 wins as a pitcher).
- Won his 500th career game on June 17, 2013 at San Francisco.
- The Padres exercised club options on Black's contract for the 2014 and 2015 seasons on November 9, 2012.
- The Padres recorded the fourth-best team ERA in the Majors and second-best in franchise history with a 3.27 ERA in 2014, behind only the 1971 club's 3.22 ERA...the 2014 squad's 1,284 strikeouts were also second-most in team history behind 2010's 1,295 strikeouts...the 2014 team's 3.56 runs per game allowed was the lowest mark in team history.
- Led the 2014 team to a 48-33 record at home, a club record for Petco Park and third-best home record in team history behind the 1998 (54-27) and 1978 (50-31) squads.
- The Padres boasted the third-best team ERA in the Majors with a 3.42 mark in 2011.
- Managed the Padres to a 90-72 record in 2010, the most wins by San Diego since a franchise-record 98 in 1998.
- Named 2010 National League Manager of the Year by the BBWAA following the season, edging Cincinnati's Dusty Baker by one point.
- The 2010 club's 45-36 road record tied with the Philadelphia Phillies for the best mark in the NL and tied for second in all of baseball behind the Tampa Bay Rays.
- San Diego boasted a 3.39 team ERA in 2010 that ranked second in the NL, while leading the NL in both home (2.90) and relief (2.78) ERA...club tossed a franchise-record-tying 20 shutouts, equaling the mark set by Black's 2007 squad...the club led the NL with a franchise-record .988 fielding percentage.
- Named to Charlie Manuel's All-Star coaching staff in 2010, his third All-Star coaching assignment (2003 and 2008).
- On July 19, 2010, the Padres extended his contract through the 2013 season with club options for 2014 and 2015.
- Named to NL manager Clint Hurdle's 2008 All-Star coaching staff and served at the 79th Midsummer Classic at Yankee Stadium on July 15.
- Led the Padres to an 89-74 record in 2007, his first year at the helm...the 89 wins were the most for the club at the time since San Diego won a franchise-record 98 contests in 1998.
- In 2007, posted the best winning percentage (.546) for a first-year manager (minimum 50 games) since Ken Macha with Oakland (.593, 96-66) and Bob Melvin with Seattle (.574, 93-69) in 2003 (Elias Sports Bureau)...the last NL manager with a winning percentage that high in his first year was Bob Brenly for Arizona (.568, 92-70) in 2001.
- Additionally, San Diego had the NL's best winning percentage in the first half of 2007 (.563, 49-38), making him only the fifth rookie manager in the last 50 years to lead a team to its league's best record at the break, joining Sparky Anderson (1970 Reds), Bill Virdon (1972 Pirates), Dusty Baker (1993 Giants) and Bob Melvin (2003 Mariners).

COACHING SUMMARY:

- Named the Angels pitching coach on November 23, 1999 and served seven seasons from 2000-2006...during his tenure, the Angels were the 2002 World Series Champions...advanced to the playoffs on three occasions.
- Under his direction, the Angels team ERA ranked among the top five in the American League on five occasions out of his seven seasons.
- The Angels tied a franchise record with 1,164 strikeouts in 2006, matching the mark established by his 2004 staff.
- In 2005, the Angels posted a 3.68 ERA (598 ER, 1464.1 IP) led by American League Cy Young Award winner Bartolo Colon, marking the best performance for the club since 1989 (3.24).
- The 2002 World Champion Angels finished with a 3.69 ERA (595 ER, 1452.1 IP), going 99-63 (.611) while holding opponents to a .247 average (1,345-for-5,453).
- Prior to his time with the Angels, spent four years in the Cleveland Indians organization as both a Special Assistant to General Manager John Hart (1996-97, '99) and pitching coach for Triple-A Buffalo (1998).

PLAYING CAREER

- Pitched 15 years in the Major Leagues with the Seattle Mariners (1981), Kansas City Royals (1982-88), Cleveland Indians (1988-90, 95), Toronto Blue Jays (1990) and San Francisco Giants (1991-94).
- The left-hander compiled a 121-116 (.511) career record with 32 complete games, 12 shutouts, 11 saves and a 3.84 ERA (876 ER, 2053.1 IP) in 398 Major League games (296 starts).
- Pitched on the 1985 World Series Champion Kansas City Royals team...also on the 1984 Royals team that made it the American League Championship Series.
- When named Padres manager after the 2006 season, became only the third individual over the last 40 years to have won at least 100 games as a pitcher and serve as a Major League manager (Elias Sports Bureau).
- Originally signed by the Mariners as a 17th-round pick in the 1979 June Free Agent Draft...made his Major League debut on September 5, 1981 at BOS (with SEA).

COACHES & STAFF

PERSONAL

- Full name is **Harry Ralston Black**...he and his wife, Nanette Steffen, have two daughters, Jamie and Jessie, and make their home in Rancho Santa Fe, Calif.
- Buddy and Nanette received The Chairman's Award in 2013 that honors a Padres player or coach who best exemplifies the community spirit of the club.
- Buddy and Nanette are actively involved with many of the Padres community relations programs...with his wife, a pediatric nurse, he actively supports Rady Children's Hospital...participated in Rady's "Celebration of Champions" event to benefit the pediatric cancer care unit in each of the last seven years and then hosted more than 400 children and families from each event to a ballgame.
- Played two seasons at San Diego State University (1978-79) where he was a teammate of Padres legend Tony Gwynn...1992 inductee into the SDSU Hall of Fame...earned a bachelor's degree in finance from SDSU in 1979.
- Played baseball at Lower Columbia (WA) Junior College (1976-77)...graduated from Mark Morris High School in Longview, Wa., in 1975...son of Harry Black Sr., who played center for the Los Angeles Monarchs of the Pacific Coast Hockey League (1945-48) and led the team in scoring in 1946.

BUD BLACK'S CAREER PITCHING RECORD

YEAR	CLUB	W-L	ERA	G	GS	CG	SHO	SV	IP	H	R	ER	BB	SO
1979	Bellingham	0-0	0.00	2	0	0	0	0	5.0	3	0	0	5	8
	San Jose	0-1	3.00	17	2	0	0	1	27.0	17	11	9	16	24
1980	San Jose	5-3	3.45	32	5	4	0	2	86.0	67	34	33	49	73
1981	Lynn	2-6	3.00	22	11	2	1	2	87.0	78	38	29	23	86
	Spokane	1-0	4.50	4	0	0	0	0	8.0	12	4	4	2	4
	SEATTLE	0-0	0.00	2	0	0	0	0	1.0	2	0	0	3	0
1982	Omaha	3-1	2.48	4	4	3	1	0	29.0	23	9	8	10	20
	KANSAS CITY	4-6	4.58	22	14	0	0	0	88.1	92	48	45	34	40
1983	Omaha	3-1	3.34	5	5	3	0	0	35.0	31	13	13	13	32
	KANSAS CITY	10-7	3.79	24	24	3	0	0	161.1	159	75	68	43	58
1984	KANSAS CITY	17-12	3.12	35	35	8	1	0	257.0	226	99	89	64	140
1985	KANSAS CITY	10-15	4.33	33	33	5	2	0	205.2	216	111	99	59	122
1986	KANSAS CITY	5-10	3.20	56	4	0	0	9	121.0	100	49	43	43	68
1987	KANSAS CITY	8-6	3.60	29	18	0	0	1	122.1	126	63	49	35	61
1988	Williamsport	1-0	0.00	1	1	0	0	0	5.0	0	0	0	0	5
	KANSAS CITY	2-1	4.91	17	0	0	0	0	22.0	23	12	12	11	19
	CLEVELAND	2-3	5.03	16	7	0	0	1	59.0	59	35	33	23	44
1989	CLEVELAND	12-11	3.36	33	32	6	3	0	222.1	213	95	83	52	88
1990	CLEVELAND	11-10	3.53	29	29	5	2	0	191.0	171	79	75	58	103
	TORONTO	2-1	4.02	3	2	0	0	0	15.2	10	7	7	3	3
1991	SAN FRANCISCO	12-16	3.99	34	34	3	3	0	214.1	201	104	95	71	104
1992	Phoenix	2-0	0.86	3	3	1	1	0	21.0	21	3	2	5	7
	SAN FRANCISCO	10-12	3.97	28	28	2	1	0	177.0	178	88	78	59	82
1993	San Jose	0-0	9.00	1	1	0	0	0	1.0	2	1	1	0	2
	SAN FRANCISCO	8-2	3.56	16	16	0	0	0	93.2	89	44	37	33	45
1994	San Jose	1-0	0.00	1	1	0	0	0	7.0	6	0	0	2	5
	Phoenix	1-0	1.17	3	3	0	0	0	15.1	14	4	2	7	8
	SAN FRANCISCO	4-2	4.47	10	10	0	0	0	54.1	50	31	27	16	28
1995	CLEVELAND	4-2	6.85	11	10	0	0	0	47.1	63	42	36	16	34
Major League Totals		121-116	3.84	398	296	32	12	11	2053.1	1978	982	876	623	1039
Minor League Totals		19-12	2.79	95	36	13	3	3	326.1	274	117	101	132	274

PADRES YEAR-BY-YEAR MANAGERIAL HISTORY

YEAR	MANAGER	RECORD	PCT.	POS.	GB	YEAR	MANAGER	RECORD	PCT.	POS.	GB
1969	Preston Gomez	52-110	.321	6	41.0	1991	Greg Riddoch	84-78	.519	3	10.0
1970	Preston Gomez	63-99	.389	6	39.0	1992	Greg Riddoch	78-72	.520	-	-
1971	Preston Gomez	61-100	.379	6	28.5		Jim Rigglesman	4-8	.333	3	16.0
1972	Preston Gomez	4-7	.364	-	-	1993	Jim Rigglesman	61-101	.377	7	43.0
	Don Zimmer	54-88	.380	6	36.5	1994	Jim Rigglesman	47-70	.402	4	12.5
1973	Don Zimmer	60-102	.370	6	39.0	1995	Bruce Bochy	70-74	.486	3	8.0
1974	John McNamara	60-102	.370	6	42.0	1996	Bruce Bochy	91-71	.562	1	+1.0
1975	John McNamara	71-91	.438	4	37.0	1997	Bruce Bochy	76-86	.469	4	14.0
1976	John McNamara	73-89	.451	5	29.0	1998	Bruce Bochy	98-64	.605	1	+9.5
1977	John McNamara	20-28	.417	-	-	1999	Bruce Bochy	74-88	.457	4	26.0
	Bob Skinner	1-0	1.000	-	-	2000	Bruce Bochy	76-86	.469	5	21.0
	Alvin Dark	48-65	.425	5	29.0	2001	Bruce Bochy	79-83	.488	4	13.0
1978	Roger Craig	84-78	.519	4	11.0	2002	Bruce Bochy	66-96	.407	5	32.0
1979	Roger Craig	68-93	.422	5	22.0	2003	Bruce Bochy	64-98	.395	5	36.5
1980	Jerry Coleman	73-89	.451	6	19.5	2004	Bruce Bochy	87-75	.537	3	6.0
1981	Frank Howard	23-33	.411	6	12.5	2005	Bruce Bochy	82-80	.506	1	+5.0
	2nd Half	18-36	.333	6	15.5	2006	Bruce Bochy	88-74	.543	1	--
1982	Dick Williams	81-81	.500	4	8.0	2007	Bud Black	89-74	.546	3	1.5
1983	Dick Williams	81-81	.500	4	10.0	2008	Bud Black	63-99	.389	5	21.0
1984	Dick Williams	92-70	.568	1	+12.0	2009	Bud Black	75-87	.463	4	20.0
1985	Dick Williams	83-79	.512	T-3	12.0	2010	Bud Black	90-72	.568	2	2.0
1986	Steve Boros	74-88	.457	4	22.0	2011	Bud Black	71-91	.438	5	23.0
1987	Larry Bowa	65-97	.401	6	25.0	2012	Bud Black	76-86	.469	4	18.0
1988	Larry Bowa	16-30	.348	-	-	2013	Bud Black	76-86	.469	T-3	16.0
	Jack McKeon	67-48	.583	3	11.0	2014	Bud Black	77-85	.475	3	17.0
1989	Jack McKeon	89-73	.549	2	3.0						
1990	Jack McKeon	37-43	.463	-	-						
	Greg Riddoch	38-44	.463	T-4	16.0						



COACHES & STAFF



DARREN BALSLEY PITCHING COACH

36

BORN: October 27, 1964 in Newport Beach, CA

OPENING DAY AGE: 50

RESIDENCE: Knoxville, TN

NAMED TO STAFF: May 17, 2003

PLAYING POSITION: Right-Handed Pitcher

MLB COACHING CAREER: Pitching Coach, San Diego Padres (2003-present)

COACHING CAREER

- In his 13th season and 12th full season as Padres pitching coach after joining staff on May 17, 2003.
- Since the beginning of his first full season in 2004, the Padres have posted a 3.87 ERA, the fifth-best mark in baseball.
- In 2014, the Padres posted the fourth-best team ERA in the Majors and second-best in franchise history with a 3.27 ERA, behind only the 1971 club's 3.22 ERA...the 2014 squad's 1,284 strikeouts were also second-most in team history behind 2010's 1,295 strikeouts...the 2014 team's 3.56 runs allowed per game allowed was the lowest mark in team history.
- The Padres boasted the third-best team ERA in the Majors with a 3.42 mark in 2011.
- The 2010 club posted a 3.39 ERA, ranking second in the Majors and was the lowest ERA among Padres staffs since 1989...both the 2007 and 2010 clubs recorded a franchise-record 20 shutouts under his guidance.
- Guided the San Diego staff to a Major League-best 3.70 ERA in 2007 and a National League-best 3.87 ERA in 2006, marking the first two times in franchise history the team has led the league in ERA.
- Began the 2003 season as the pitching coach for Double-A Mobile before being promoted to Major League staff on May 17...spent all of 2002 and the beginning of 2003 at Mobile where he guided the BayBears pitching staff to a 3.37 ERA, second-best in the Southern League.
- Served as pitching coach at Single-A Lake Elsinore in 2001, his second season in the Padres organization...named a co-recipient of the 2001 Jack Krol Award (along with Craig Colbert) for contributions in player development in the Padres organization.
- Joined the Padres in 2000 after 10 years in the Toronto Blue Jays system where he served as a minor league pitching instructor, minor league coach and Major League advance scout.
- Began his coaching career at Single-A St. Catharines in 1990 and 1991 before moving to Single-A Myrtle Beach in 1992 and Single-A Hagerstown in 1993...from 1994-1995, he served as the manager at Rookie-Level Medicine Hat before returning to Hagerstown in 1996...between stints at Single-A Dunedin (1997) and Double-A Knoxville (1999), he was the Blue Jays Major League advance scout (1998).

PLAYING CAREER

- A third-round selection by the Oakland A's in the 1984 First-Year Player Draft.
- Pitched at Rookie-level Idaho Falls, Single-A Modesto and Rookie-level Pocatello in the A's chain.
- Registered career highs in starts (20), innings pitched (115.0) and strikeouts (70), while going 6-5 with a 4.38 ERA at Modesto in 1986.
- Moved on to the Blue Jays organization after being selected in the 1986 minor league draft...saved a career-high nine games at Dunedin in 1987.
- Final professional season came in 1989 when he went 3-3 for Double-A Knoxville.
- Teammate with Padres bullpen coach Willie Blair in 1987 on the Single-A Dunedin Blue Jays, as well as 1988 in Double-A Knoxville.

PERSONAL

- Full name is **Darren Wayne Balsley**...he and his wife, Carrie, have three children: Allison, Sarah and Jacob.
- Is a 1982 graduate of San Diego's Mt. Carmel High School...also attended Palomar College.

DARREN BALSLEY'S CAREER PITCHING RECORD

YEAR	CLUB	W-L	ERA	G	GS	CG	SHO	SV	IP	H	R	ER	BB	SO
1984	Idaho Falls	3-6	5.59	14	13	0	0	0	77.0	84	63	48	40	68
1985	Modesto	0-0	1.26	3	2	0	0	0	14.0	12	5	2	9	8
	Pocatello	1-3	5.27	8	8	1	0	0	41.0	59	38	24	20	41
1986	Modesto	6-5	4.38	23	20	1	0	0	115.0	123	76	56	59	70
1987	Dunedin	3-5	3.29	43	0	0	0	9	79.0	67	35	29	30	49
1988	Knoxville	4-3	2.35	36	1	0	0	3	77.0	55	31	20	25	62
1989	Knoxville	3-3	7.36	13	1	0	0	0	22.0	20	19	18	13	21
Minor League Totals		20-25	4.17	140	45	1	0	12	425.0	420	267	197	196	319



WILLIE BLAIR BULLPEN COACH

47

BLAIR

BORN: December 18, 1965 in Paintsville, KY
OPENING DAY AGE: 49
RESIDENCE: Nicholasville, KY
NAMED TO STAFF: December 11, 2012
PLAYING POSITION: Right-Handed Pitcher
MLB COACHING CAREER: Bullpen Coach, San Diego Padres (2013-present)

COACHING CAREER

- Enters his third season coaching at the Major League level as Manager Bud Black's bullpen coach.
- In 2014, Padres relievers posted a 2.73 ERA, the best mark in the National League and second-best among Major League bullpens behind Seattle (2.59)...the 2014 pen also tied for third in the Majors and second in the NL in opponents batting average, limiting opponents to a .223 mark...the 2014 club's 83.7 save percentage (41-for-49) was the best mark in Major League Baseball.
- In his first campaign in 2013, the Padres relievers posted a 3.39 ERA, the sixth-best mark in the National League.
- Made his Padres coaching debut with Fort Wayne in 2011 as pitching coach, serving in the same capacity in 2012.
- Helped coach two pitchers to Fort Wayne franchise records in 2012, with RHP Adys Portillo posting a 1.87 ERA, the best single-season mark in TinCaps history among pitchers with 75.0-or-more innings pitched...also had RHP Matt Stites set the single-season TinCaps ERA record among pitchers with 45.0-or-more innings by posting a 0.74 ERA.
- In 2012, coached Padres minor league Pitcher of the Year RHP Matt Wisler, who compiled a 5-4 record with a 2.53 ERA (32 ER, 114.0 IP) in 24 games, including 23 starts, for Fort Wayne.
- Served as pitching coach for the independent Northern League's Joliet Jackhammers in 2010.

PLAYING CAREER

- Originally signed by the Toronto Blue Jays as an 11th-round selection in the 1986 First-Year Player Draft.
- Went 60-86 with a 5.04 ERA (713 ER, 1274.0 IP) and 759 strikeouts against 415 walks in 418 games (139 starts) over parts of 12 Major League seasons with the Blue Jays (1990), Cleveland Indians (1991), Houston Astros (1992), Colorado Rockies (1993-94), Padres (1995-96), Detroit Tigers (1997, 1999-2001), Arizona Diamondbacks (1998) and New York Mets (1998).
- Won a career-high 16 games for the Tigers in 1997, going 16-8 with a 4.17 ERA (81 ER, 175.0 IP) over 29 games, including 27 starts, that season.
- Served as the final Opening Day starter in Tiger Stadium history on April 12, 1999, along with battery mate Brad Ausmus...tossed 8.0 shutout innings in a 1-0 Tigers loss.

PERSONAL

- Full name is **William Allen Blair**...he and his wife, Trina, have three children: Paige, Taylor and Jaxson.
- Attended Morehead State University (KY) and Johnson Central High School (KY).
- Following his retirement as a player, was the head junior varsity baseball coach at Lexington Christian Academy.
- Led local youth league teams in Kentucky to the Cal Ripken League World Series in 2005 and 2007.
- Earned his bachelor's degree in Sports and Recreation Management from Ashford University in 2011.

WILLIE BLAIR'S CAREER PITCHING RECORD

YEAR	CLUB	W-L	ERA	G	GS	CG	SHO	SV	IP	H	R	ER	BB	SO
1986	St. Catharines	5-0	1.68	21	0	0	0	12	53.2	32	10	10	20	55
1987	Dunedin	2-9	4.43	50	0	0	0	13	85.1	99	51	42	29	72
1988	Dunedin	2-0	2.70	4	0	0	0	0	6.2	5	2	2	4	5
	Knoxville	5-5	3.62	34	9	0	0	3	102.0	94	49	41	35	76
1989	Syracuse	5-6	3.97	19	17	3	1	0	106.2	94	55	47	38	76
1990	Syracuse	0-2	4.74	3	3	1	0	0	19.0	20	13	10	8	6
	TORONTO	3-5	4.06	27	6	0	0	0	68.2	66	33	31	28	43
1991	Colorado Springs	9-6	4.99	26	15	0	0	4	113.2	130	74	63	30	57
	CLEVELAND	2-3	6.75	11	5	0	0	0	36.0	58	27	27	10	13
1992	Tucson	4-4	2.39	21	2	1	0	2	52.2	50	20	14	12	35
	HOUSTON	5-7	4.00	29	8	0	0	0	78.2	74	47	35	25	48
1993	COLORADO	6-10	4.75	46	18	1	0	0	146.0	184	90	77	42	84
1994	COLORADO	0-5	5.79	47	1	0	0	3	77.2	98	57	50	39	68
1995	SAN DIEGO	7-5	4.34	40	12	0	0	0	114.0	112	60	55	45	83
1996	SAN DIEGO	2-6	4.60	60	0	0	0	1	88.0	80	52	45	29	67
1997	West Michigan	0-0	0.00	1	1	0	0	0	5.0	1	0	0	0	7
	Toledo	0-0	0.00	1	1	0	0	0	7.0	1	1	0	2	4
	DETROIT	16-8	4.17	29	27	2	0	0	175.0	186	85	81	46	90
1998	ARIZONA	4-15	5.34	23	23	0	0	0	146.2	165	91	87	51	71
	NEW YORK (NL)	1-1	3.14	11	2	0	0	0	28.2	23	10	10	10	21
1999	DETROIT	3-11	6.85	39	16	0	0	0	134.0	169	107	102	44	82
2000	DETROIT	10-6	4.88	47	17	0	0	0	156.2	185	89	85	35	74
2001	Buffalo	4-3	2.75	11	10	1	0	0	72.0	72	30	22	7	50
	DETROIT	1-4	10.50	9	4	0	0	0	24.0	38	30	28	11	15
Major League Totals		60-86	5.04	418	139	3	0	4	1274.0	1438	778	713	415	759
Minor League Totals		36-35	3.62	191	58	6	1	34	623.2	598	305	251	185	443



COACHES & STAFF



GLENN HOFFMAN THIRD BASE COACH

30

BORN: July 7, 1958 in Orange, CA

OPENING DAY AGE: 56

RESIDENCE: Anaheim Hills, CA

NAMED TO STAFF: November 3, 2005

PLAYING POSITION: Infielder

MLB COACHING CAREER: Manager, LA Dodgers (1998); Bullpen Coach, Dodgers (1999); Third Base Coach, Dodgers (1999-2005); Third Base Coach, San Diego Padres (2006-present)

COACHING CAREER

- Is in his 40th year in professional baseball, 17th as a Major League coach and 10th as the Padres third base coach.
- Served in the same capacity with the Los Angeles Dodgers during the 1999-2005 seasons.
- Began the 1999 season as the Dodgers bullpen coach before he was reassigned to third base coach on May 26.
- Guided the Dodgers to a 47-41 record and third place finish in 1998 after taking over as manager on June 21.
- Compiled a 246-302 (.449) mark in five seasons as a manager in the Dodgers minor league system (1991-93, '97-98)...served as the Dodgers minor league field coordinator from 1994-96.

PLAYING CAREER

- Infielder played parts of nine seasons in the Major Leagues as an infielder with the Boston Red Sox (1980-87), Dodgers (1987) and California Angels (1989)...batted .242 with 106 doubles, 23 home runs, 210 RBI and 247 runs in 766 games.
- Member of Boston's American League Championship team in 1986, opening the season as the starting shortstop before spraining his right ankle in the second game of the season on April 9 at Detroit.
- Named to the Topps and *Baseball America* All-Rookie teams in 1980.
- Was Boston's second-round selection in the June 1976 First-Year Player Draft.

PERSONAL

- Full name is **Glenn Edward Hoffman**...he and his wife, Cheryl, have five children: Sarah, Stacy, Sabrina and twins, Drake and Dylan.
- Earned All-League and All-County honors at Savanna High School in Anaheim, Calif. where he set school records for hits and doubles...won three letters in basketball as a guard and was an All-League selection as a senior when he set a school career scoring record.
- His younger brother is former Padres closer Trevor Hoffman.
- His mother was the recipient of the George and Barbara Bush Little League Parents of the Year Award on August 26, 2002 at Williamsport, PA...Mikki Hoffman accepted the award on behalf of herself and her late husband, Eddie, at the annual CAN Little League Baseball Awards breakfast...the Hoffmans were deeply involved at various levels of volunteerism at Northwest Anaheim Little League while their sons were involved.
- His father, Ed, was a United States Marine as well as a former usher at Anaheim Stadium who sang professionally and often performed the National Anthem before Angels games...Glenn had it written into his first professional contract with the Red Sox that his father would have the opportunity to perform the National Anthem before a game at Fenway Park, which he did before Glenn's first career Opening Day in 1981...that performance was later presented on the video screen to conclude the retirement ceremony of Trevor Hoffman at Petco Park in 2012.

GLENN HOFFMAN'S CAREER BATTING RECORD

YEAR	CLUB	AVG.	G	AB	R	H	2B	3B	HR	RBI	BB	SO	SB
1976	Elmira	.272	60	191	29	52	7	2	3	34	23	9	2
1977	Winter Haven	.289	126	425	51	123	17	2	3	61	51	23	1
	Pawtucket	.444	4	9	2	4	1	0	0	2	1	1	0
1978	Pawtucket	.282	131	411	27	116	17	1	2	48	23	51	4
1979	Pawtucket	.285	139	520	70	148	13	3	11	54	29	66	1
1980	BOSTON	.285	114	312	37	89	15	4	4	42	19	41	2
1981	BOSTON	.231	78	242	28	56	10	0	1	20	12	25	0
1982	BOSTON	.209	150	469	53	98	23	2	7	49	30	69	0
1983	BOSTON	.260	143	473	56	123	24	1	4	41	30	76	1
1984	BOSTON	.189	64	74	8	14	4	0	0	4	5	10	0
1985	BOSTON	.276	96	279	40	77	17	2	6	34	25	40	2
1986	BOSTON	.217	12	23	1	5	2	0	0	1	2	3	0
	New Britain	.250	4	8	1	2	0	0	0	1	0	1	0
1987	BOSTON	.200	21	55	5	11	3	0	0	6	3	9	0
	Pawtucket	.231	46	160	18	37	7	0	2	22	14	19	2
	LOS ANGELES	.220	40	132	10	29	5	0	0	10	7	23	0
1988	Pawtucket	.240	109	366	38	88	14	0	3	33	36	48	2
1989	CALIFORNIA	.212	48	104	9	22	3	0	1	3	3	13	0
1990	Albuquerque	.302	24	63	7	19	3	1	0	10	2	9	1
Major League Totals		.242	766	2163	247	524	106	9	23	210	136	309	5
Minor League Totals		.274	643	2153	243	589	79	9	24	265	179	227	13



MARK KOTSAY HITTING COACH

14

KOTSAY

BORN: December 2, 1975 in Whittier, CA **OPENING DAY AGE:** 39
RESIDENCE: Rancho Santa Fe, CA
NAMED TO STAFF: December 1, 2014
PLAYING POSITION: Outfielder
MLB COACHING CAREER: Hitting Coach, San Diego Padres (2015)

COACHING CAREER

- Named the Padres hitting coach on December 1, 2014, his first professional coaching role.
- After retiring from his playing career following the 2013 season, he spent the 2014 season in the Padres' front office, serving as a special assistant to the general manager and baseball operations...in that role, he was involved in all aspects of the club's baseball operations.

PLAYING CAREER

- Played parts of 17 Major League seasons with the Florida Marlins (1997-2000), Padres (2001-03, 2012-13), Oakland Athletics (2004-07), Atlanta Braves (2008), Boston Red Sox (2008-09), Chicago White Sox (2009-10) and Milwaukee Brewers (2011).
- During his two tours with the Padres, Kotsay hit .273 with 37 home runs, 183 RBI and 230 runs scored, including hitting .292 with a career-high 17 home runs in 2002.
- Honored with the Chairman's Award following the 2002 season, given to the Padres player or coach who best exemplifies the community spirit of the club.
- Played in the postseason three times, advancing to the LCS each time in 2006 with the A's, 2008 with the Red Sox and 2011 with the Brewers.
- Originally signed as a first-round selection (ninth overall) by the Marlins in 1996...signed by Marlins' scout David Finley.

PERSONAL

- Full name is **Mark Steven Kotsay**...he and his wife, Jamie, have two daughters, Grace and Sienna, and a son, Trey.
- Graduate of Santa Fe (CA) High School, where he played baseball, football and basketball.
- Attended Cal State Fullerton where he was named Most Outstanding Player of the 1995 College World Series and was winner of the 1995 Golden Spikes Award and named 1995 Collegiate Player of the Year...played outfield and was the closer...hit two home runs, drove in five runs and worked the final 1.2 innings on the mound to close out an 11-5 win over USC in the championship game of the 1995 CWS...was the first player to hit two CWS grand slams.
- Also honored as Big West Player of the Year in both 1994 and 1995 and named to the NCAA College World Series Legends team that was honored in 2010 at Omaha's Rosenblatt Stadium.
- Went 2-0 with 11 saves and a 0.31 ERA over 21 appearances in 1995.
- Member of the 1996 U.S. Olympic Team, where he hit .303 (10-for-33) with three home runs and six RBI.

MARK KOTSAY'S CAREER BATTING RECORD

YEAR	CLUB	AVG.	G	AB	R	H	2B	3B	HR	RBI	BB	SO	SB
1996	Kane County	.283	17	60	16	17	5	0	2	8	16	8	3
1997	Portland	.306	114	438	103	134	27	2	20	77	75	65	17
	FLORIDA	.192	14	52	5	10	1	1	0	4	4	7	3
1998	FLORIDA	.279	154	578	72	161	25	7	11	68	34	61	10
1999	FLORIDA	.271	148	495	57	134	23	9	8	50	29	50	7
2000	FLORIDA	.298	152	530	87	158	31	5	12	57	42	46	19
2001	SAN DIEGO	.291	119	406	67	118	29	1	10	58	48	58	13
2002	SAN DIEGO	.292	153	578	82	169	27	7	17	61	59	89	11
2003	SAN DIEGO	.266	128	482	64	128	28	4	7	38	56	82	6
2004	OAKLAND	.314	148	606	78	190	37	3	15	63	55	70	8
2005	OAKLAND	.280	139	582	75	163	35	1	15	82	40	51	5
2006	OAKLAND	.275	129	502	57	138	29	3	7	59	44	55	6
2007	Sacramento	.270	10	37	2	10	1	0	0	2	7	1	2
	OAKLAND	.214	56	206	20	44	14	0	1	20	19	20	1
2008	Mississippi	.333	5	18	4	6	1	0	0	1	1	4	0
	ATLANTA	.289	88	318	39	92	17	3	6	37	25	34	2
	BOSTON	.226	22	84	6	19	8	1	0	12	7	11	0
2009	Pawtucket	.303	10	33	2	10	1	0	0	5	0	1	1
	BOSTON	.257	27	74	4	19	2	0	1	5	4	12	2
	CHICAGO (AL)	.292	40	113	12	33	7	0	3	18	11	9	1
2010	CHICAGO (AL)	.239	107	327	30	78	17	2	8	31	32	36	1
2011	MILWAUKEE	.270	104	233	18	63	13	1	3	31	21	27	3
2012	Lake Elsinore	.000	1	4	0	0	0	0	0	0	0	0	0
	SAN DIEGO	.259	82	143	9	37	8	0	2	14	11	14	0
2013	SAN DIEGO	.194	104	155	8	30	2	0	1	12	13	25	0
Major League Totals		.276	1914	6464	790	1784	353	48	127	720	554	757	98
Minor League Totals		.300	157	590	127	177	35	2	22	93	99	79	23



COACHES & STAFF



ALONZO POWELL ASSISTANT HITTING COACH

32

BORN: December 12, 1964 in San Francisco, CA **OPENING DAY AGE:** 50
RESIDENCE: Peoria, AZ
NAMED TO STAFF: November 17, 2011
PLAYING POSITION: Outfielder
MLB COACHING CAREER: Assistant Hitting Coach, San Diego Padres (2012-present)

COACHING CAREER

- Enters his fourth season as assistant hitting coach for the Padres.
- 2015 is his 32nd year in professional baseball...spent five years in various roles with the Seattle Mariners from 2007-11...originally served as minor league hitting coordinator for the M's before moving to hitting coach for Triple-A Tacoma from 2008-11...also served as interim hitting coach for the Major League team during part of the 2010 season.
- Spent five seasons in the Cincinnati Reds' organization from 2002-06, serving as hitting coach for Double-A Chattanooga (2002-03) and as manager (2004-05) and hitting coach (2006) for Single-A Dayton.

PLAYING CAREER

- Former outfielder enjoyed a 19-year playing career between the United States and Japan.
- Originally signed as a non-drafted free agent by San Francisco in 1983...spent time in the Montreal, Minnesota, Seattle, Toronto, New York (AL) and Colorado systems, reaching the Majors with the Expos (1987) and Mariners (1991).
- Spent five seasons in the Chunichi Dragons (1992-97) and Hanshin Tigers (1998) of the Japanese League...became the first American player to win three consecutive batting championships (1994-96)...also named to five All-Star teams and received two Gold Gloves.

PERSONAL

- Full name is **Alonzo Sidney Powell**...he and his wife, Jana, have two sons, Cameron and Dalton, and two daughters, Courtney and Brooklyn...also has three grandchildren, Madison, McKenzie and Alaya.

ALONZO POWELL'S CAREER BATTING RECORD

YEAR	CLUB	AVG.	G	AB	R	H	2B	3B	HR	RBI	BB	SO	SB
1983	Great Falls	.221	51	149	13	33	2	2	1	16	12	34	10
	Clinton	.195	36	113	14	22	5	1	0	9	15	27	2
1984	Everett	.176	6	17	2	3	1	0	1	4	1	3	0
	Clinton	.248	47	149	22	37	3	2	1	10	19	31	0
1985	San Jose	.258	136	473	79	122	27	6	9	62	71	118	34
1986	West Palm Beach	.329	23	76	20	25	7	1	4	18	22	16	5
	Jacksonville	.301	105	402	67	121	21	5	15	80	49	78	15
1987	Indianapolis	.299	90	331	64	99	14	10	19	74	32	68	12
	MONTREAL	.195	14	41	3	8	3	0	0	4	5	17	0
1988	Indianapolis	.262	88	282	31	74	18	3	4	39	28	72	10
1989	West Palm Beach	.317	12	41	7	13	4	3	1	8	7	3	1
	Indianapolis	.232	121	423	50	98	26	5	13	59	38	106	9
1990	Portland	.322	107	376	56	121	25	3	8	62	40	79	23
1991	Calgary	.375	53	192	45	72	18	7	7	43	31	33	2
	SEATTLE	.216	57	111	16	24	6	1	3	12	11	24	0
1992	Calgary	.343	10	35	7	12	1	1	1	7	5	10	0
Played Nippon Professional Baseball (Japan) from 1992-98													
1998	Syracuse	.229	15	48	8	11	1	0	3	9	7	12	0
1999	Columbus	.315	130	470	97	148	23	1	24	90	82	110	1
2000	Columbus	.264	64	239	34	63	10	0	8	27	20	48	1
	Colorado Springs	.259	21	58	9	15	7	0	1	4	10	12	0
2001	Newark	.294	81	293	45	86	20	1	16	59	40	68	1
Major League Totals		.211	71	152	19	32	9	1	3	16	16	41	0
Minor League Totals		.282	1196	4167	670	1175	233	51	136	680	529	928	126



DAVE ROBERTS

BENCH COACH

BORN: May 31, 1972 in Naha, Okinawa, Japan **OPENING DAY AGE:** 42
RESIDENCE: Cardiff, CA
NAMED TO STAFF: October 18, 2010
PLAYING POSITION: Outfielder
MLB COACHING CAREER: First Base Coach, San Diego Padres (2011-13), Bench Coach, San Diego Padres (2014-present)

COACHING CAREER

- Enters his second-straight season as Manager Bud Black's bench coach....2015 is his fifth season coaching at any level after serving as special assistant to baseball operations for the Padres in 2010.
- Named to the Major League staff as first base coach on October 18, 2010...promoted to bench coach on November 18, 2013.

PLAYING CAREER

- Played parts of 10 seasons in the Major Leagues with the Cleveland Indians (1999-2001), Los Angeles Dodgers (2002-04), Boston Red Sox (2004), Padres (2005-06) and San Francisco Giants (2007-08).
- Played key role in Red Sox run to 2004 World Series title...stole second base in the ninth inning of Game 4 of the ALCS and scored the tying run later than inning as the Red Sox staved off elimination and won the first of eight straight games on their way to the organization's first title since 1918.
- From his first full season in 2002 to his last full season in 2007, ranked fourth among all Major League players with 226 stolen bases.
- Hit a career-high .293 for the Padres in 2006, also tying Tony Gwynn's franchise single-season record with a career-high 13 triples.

PERSONAL

- Full name is **David Ray Roberts**...he and his wife, Tricia, have a son, Cole and a daughter, Emmerson.
- Attended Rancho Buena Vista High School in Buena, Calif., and went on to earn a degree from UCLA...played left field for the Bruins and finished his collegiate career as the school's all-time stolen base leader (109).
- Following his playing career, served as an analyst for the New England Sports Network (NESN) in 2009 before joining the Padres front office in 2010.

DAVE ROBERTS' CAREER BATTING RECORD

YEAR	CLUB	AVG.	G	AB	R	H	2B	3B	HR	RBI	BB	SO	SB
1994	Jamestown	.292	54	178	33	52	7	2	0	12	29	27	12
1995	Lakeland	.303	92	357	67	108	10	5	3	30	39	43	30
1996	Visalia	.272	126	482	112	131	24	7	5	37	98	105	65
	Jacksonville	.222	3	9	0	2	0	0	0	0	1	0	0
1997	Jacksonville	.296	105	415	76	123	24	2	4	41	45	62	23
1998	Jacksonville	.326	69	279	71	91	14	5	5	42	53	59	21
	Akron	.361	56	227	49	82	10	5	7	33	35	30	28
	Buffalo	.133	5	15	2	2	0	0	0	2	0	3	2
1999	Buffalo	.271	89	350	65	95	17	10	0	38	43	52	39
	CLEVELAND	.238	41	143	26	34	4	0	2	12	9	16	11
2000	Buffalo	.292	120	462	93	135	16	3	13	55	59	68	39
	CLEVELAND	.200	19	10	1	2	0	0	0	0	2	2	1
2001	Akron	.203	17	64	9	13	5	0	0	2	9	8	4
	Buffalo	.303	62	241	34	72	12	4	0	22	18	44	17
	CLEVELAND	.333	15	12	3	4	1	0	0	2	1	2	0
2002	LOS ANGELES	.277	127	422	63	117	14	7	3	34	48	51	45
2003	LOS ANGELES	.250	107	388	56	97	6	5	2	16	43	39	40
	Las Vegas	.000	2	5	2	0	0	0	0	0	1	0	0
	Ogdon	.400	3	10	4	4	0	0	0	0	1	0	1
2004	LOS ANGELES	.253	68	233	45	59	4	7	2	21	28	31	33
	Vero Beach	.000	2	8	0	0	0	0	0	0	0	0	0
	BOSTON	.256	45	86	19	22	10	0	2	14	10	17	5
2005	Lake Elsinore	.200	3	10	2	2	1	0	0	0	3	1	0
	SAN DIEGO	.275	115	411	65	113	19	10	8	38	53	59	23
2006	Lake Elsinore	.333	1	3	0	1	0	0	0	0	0	2	0
	SAN DIEGO	.293	129	499	80	146	18	13	2	44	51	61	49
2007	Fresno	.143	2	7	1	1	0	0	0	0	1	2	0
	SAN FRANCISCO	.260	114	396	61	103	17	9	2	23	42	66	31
2008	Fresno	.387	11	31	4	12	4	1	2	5	6	6	0
	SAN FRANCISCO	.224	52	107	18	24	2	2	0	9	20	18	5
Major League Totals		.266	832	2707	437	721	95	53	23	213	307	362	243
Minor League Totals		.294	822	3153	624	927	144	44	39	319	441	512	281



COACHES & STAFF



JOSÉ VALENTÍN FIRST BASE COACH

17

BORN: October 12, 1969 in Manati, Puerto Rico **OPENING DAY AGE:** 45
RESIDENCE: Manati, Puerto Rico
NAMED TO STAFF: November 18, 2013
PLAYING POSITION: Infielder
MLB COACHING CAREER: First Base Coach, San Diego Padres (2014-present)

COACHING CAREER

- Enters his second season on the Major League staff as a first base coach after being named to the position on November 16, 2013.
- Managed the Fort Wayne TinCaps, the Padres' Class A Midwest League affiliate in 2012 and 2013, leading the team to the playoffs in each season.
- Following the 2012 season, was named the Low-A Manager of the Year by *Baseball America*.

PLAYING CAREER

- Infielder played parts of 16 seasons in the Major Leagues with the Milwaukee Brewers (1992-99), Chicago White Sox (2000-04), Los Angeles Dodgers (2005) and New York Mets (2006-07)...posted a .243 (1,348-for-5,539) average with 302 doubles, 41 triples, 249 home runs, 816 RBI, 872 runs and 136 stolen bases in 1,678 games.
- Originally signed by the Padres as a non-drafted free agent on October 12, 1986 and played five seasons in the Padres system before being traded on March 26, 1992 with Ricky Bones and Matt Mieske to the Brewers for Gary Sheffield and Geoff Kellogg.
- Was the Chicago White Sox nominee for the Roberto Clemente Award from 2001-04.

PERSONAL

- Full name is **José Antonio Valentín**...he and his wife, Ilka, have two sons, Jesmuel and Yomar, and a daughter, Joveliz.
- After retiring from baseball, served as an instructor at the Puerto Rico Baseball Academy and High School in Gurabo... coached his son, Jesmuel, at the Academy before he was selected by the Los Angeles Dodgers as a compensation round selection (51st overall) of the 2012 First-Year Player Draft.
- Jose graduated from Fernando Callejo High School in Manati in 1987 where he played volleyball, baseball and basketball.
- Is the brother of former Major League catcher Javier Valentín, who played in the Majors from 1997-2008.

JOSÉ VALENTÍN'S CAREER BATTING RECORD

YEAR	CLUB	AVG.	G	AB	R	H	2B	3B	HR	RBI	BB	SO	SB
1987	Spokane	.250	70	244	52	61	8	2	2	24	35	38	8
1988	Charleston	.232	133	444	56	103	20	1	6	44	45	83	11
1989	Riverside	.194	114	381	40	74	19	5	19	41	37	93	8
	Wichita	.245	18	49	8	12	1	0	2	5	5	12	1
1990	Wichita	.278	11	36	4	10	2	0	0	2	5	7	2
1991	Wichita	.251	129	447	73	112	22	5	17	68	55	115	8
1992	Denver	.240	139	492	78	118	19	11	3	45	53	99	9
	MILWAUKEE	.000	4	3	1	0	0	0	0	1	0	0	0
1993	New Orleans	.247	122	389	56	96	22	5	9	53	47	87	9
	MILWAUKEE	.245	19	53	10	13	1	2	1	7	7	16	1
1994	MILWAUKEE	.239	97	285	47	68	19	0	11	46	38	75	12
1995	MILWAUKEE	.219	112	338	62	74	23	3	11	49	37	83	16
1996	MILWAUKEE	.259	154	552	90	143	33	7	24	95	66	145	17
1997	MILWAUKEE	.253	136	494	58	125	23	1	17	58	39	109	19
	Beloit	.500	2	6	3	3	1	0	0	1	2	1	0
1998	MILWAUKEE	.224	151	428	65	96	24	0	16	49	63	105	10
1999	MILWAUKEE	.227	89	256	45	58	9	5	10	38	48	52	3
	Louisville	.250	6	20	6	5	0	0	3	3	4	3	0
2000	CHICAGO-AL	.273	144	568	107	155	37	6	25	92	59	106	19
2001	CHICAGO-AL	.258	124	438	74	113	22	2	28	68	50	114	9
2002	CHICAGO-AL	.249	135	474	70	118	26	4	25	75	43	99	3
2003	CHICAGO-AL	.237	144	503	79	119	26	2	28	74	54	114	8
2004	CHICAGO-AL	.216	125	450	73	97	20	3	30	70	43	139	8
	Charlotte	.065	8	31	1	2	0	0	0	2	2	15	0
2005	LOS ANGELES-NL	.170	56	147	17	25	4	2	2	14	31	38	3
	Las Vegas	.400	12	35	8	14	3	0	2	5	7	6	1
2006	NEW YORK-NL	.271	137	384	56	104	24	3	18	62	37	71	6
2007	NEW YORK-NL	.241	51	166	18	40	11	1	3	18	15	28	2
	St. Lucie	.125	3	8	4	1	0	0	1	4	2	2	0
2008	St. Lucie	.320	7	25	4	8	4	0	0	4	3	5	0
	New Orleans	.182	10	33	4	6	2	0	1	4	2	8	1
Major League Totals		.243	1678	5539	872	1348	302	41	249	816	630	1294	136
Minor League Totals		.237	784	2640	397	625	114	29	56	305	304	574	58

BASEBALL SUPPORT STAFF



TODD HUTCHESON

HEAD ATHLETIC TRAINER

- Todd Hutcheson is in his 18th season as the Padres' head athletic trainer.
- Named to the post on October 7, 1997, after seven seasons as the club's assistant trainer.
- Joined the organization in 1982, spending nine years as an athletic trainer for San Diego's minor league clubs in Sarasota (1982), Miami (1983), Beaumont (1984-85) and Las Vegas (1986-90).
- Served as a trainer for the 2001 National League All-Star team in Seattle.
- Served on the training staff of the 2014 Major League Baseball Japan All-Star Series.
- Named a member of the 2004 Major League Training Staff of the Year by the Professional Baseball Athletic Trainers Society (PBATS).
- Was a speaker for Major League Baseball's international tour of Germany and the Czech Republic in 1997 and a guest speaker for the NATA convention in Los Angeles in 2001.
- Named athletic trainer for the 1983 Florida State League All-Star Game, the 1985 Texas League All-Star Game and the 1990 Triple-A All-Star Game.
- Graduated from the University of La Verne with a Bachelor's of Arts degree in physical education.
- Born September 19, 1959, Hutcheson and his wife, Lissa, reside in Santee, Calif...they have two daughters, Jessica and Marguerite.



PAUL NAVARRO

ASSISTANT ATHLETIC TRAINER

- Paul Navarro is in his 10th full season as the Padres' assistant athletic trainer.
- Filled in with the Major League club in the latter part of the 2005 campaign...first joined San Diego's system in 2000.
- Served as the athletic trainer for the Padres' Single-A Fort Wayne (2004-05), Rookie-level Idaho Falls (2001-03) and Rookie-level Peoria (2000) affiliates.
- Earned a bachelor's degree in athletic training from the University of La Verne in 1994...is a Certified Strength and Conditioning Specialist (CSCS) and Athletic Trainer Certified (ATC).
- Born January 8, 1973, Navarro and his wife, Rosalie, make their offseason home in Chino Hills, Calif...they have three sons, Paul, Colin and Cade.



BRETT McCABE

STRENGTH AND CONDITIONING COACH

- Brett McCabe enters his third season as the Padres' strength and conditioning coach... named to the post on December 11, 2012.
- Joined the Padres after seven seasons with the Arizona Diamondbacks organization, where, as the minor league strength and conditioning coordinator, he was responsible for overseeing the strength and conditioning programs for the organization's affiliates.
- Served three seasons as a strength and conditioning coach in the Blue Jays system from 2003-05... worked at Double-A New Haven in 2003 before taking over at Triple-A Syracuse from 2004-05.
- Earned a bachelor's of science degree in movement science at Grand Valley State University (Mich.) in 2002...is a licensed massage therapist, registered strength and conditioning coach and certified strength and conditioning specialist.
- He and his wife, Krystle, reside in San Diego, Calif.



BRIAN PRILAMAN

DIRECTOR, TEAM TRAVEL/EQUIPMENT MANAGER

- 2015 marks Brian Prilaman's 45th season with the Padres organization, his 31st season as equipment manager and 18th also handling team travel responsibilities...Prilaman joined the Padres in 1971 as a batboy.
- Served as San Diego's visiting clubhouse manager from 1977-85.
- Named recipient of the 2011 Donald Davidson Award, recognizing the Traveling Secretary of the Year as voted by his peers....also received the 2008 Pete Sheehy Clubhouse Manager Award, as voted by his peers.
- Graduated from Morse High School in San Diego and attended San Diego City College.
- Prilaman and his wife, Karen, reside in San Diego and have a daughter, Jennifer, and a son, Chris.



COACHES & STAFF

BASEBALL SUPPORT STAFF



JUSTIN HATCHER BULLPEN CATCHER

- Justin Hatcher is in his eighth season as a Padres bullpen catcher.
- Signed by the Padres as a minor league free agent on August 15, 2006...originally signed by the Texas Rangers as a 25th-round selection in the 2003 First-Year Player Draft.
- Compiled a .262 average in 258 minor league games as a catcher over parts of five seasons in the Rangers (2003-06) and Padres (2006-07) organizations.
- A native of Fort Worth, Tex., he attended Texas Christian University.
- Born May 12, 1980, Hatcher and his wife, Lori, reside in Aledo, Tex., with their daughter, Savannah, and son, Gage.



GRIFFIN BENEDICT BULLPEN CATCHER

- Griffin Benedict is in his fifth season as a Padres bullpen catcher.
- Joined the Major League staff during Spring Training of 2011.
- A minor league catcher, he was signed by the Padres as a 16th-round selection in the 2009 First-Year Player Draft.
- Over parts of two minor league seasons between Short-A Eugene, Single-A Fort Wayne and Triple-A Portland, he compiled a .240 batting average in 98 games.
- Resides in Dunwoody, Ga.



PHILIP KERR MASSAGE THERAPIST

- Philip Kerr is in his eighth full season as the Padres massage therapist...worked several home games during the 2006 season and took over the position full-time in June 2007.
- Attended the International Professional School of Bodywork (IPSB)...logged more than 1,000 hours of massage training, working at the school's massage therapy center.
- Is a nationally-certified holistic health practitioner and a member of the American Massage Therapy Association (AMTA).
- Kerr and his wife, Gabrielle, reside in San Diego with their son, Waylon, and dog, Hank.



MIKE TOMPKINS VIDEO COORDINATOR

- Mike Tompkins is in his 20th season with the Padres and his 14th as the club's video coordinator.
- Joined the Padres in 1996 as the assistant video coordinator and assumed his current position in 2001...is in charge of all aspects of the team's video production, including digital video indexing, scouting videos utilized by both players and coaches, and player footage archives.
- A native of San Diego, he is a graduate of Kearny High School and San Diego State University, where he received bachelor's degrees in Spanish, as well as telecommunications and film.
- Tompkins is married and has two sons.



TONY PETRICCA ASSISTANT EQUIPMENT MANAGER/ UMPIRE ROOM ATTENDANT



SPENCER DALLIN ASSISTANT TO THE EQUIPMENT MANAGER

COACHES & STAFF

MEDICAL STAFF

HEINZ R. HOENECKE, M.D.

BOARD-CERTIFIED ORTHOPAEDIC SURGEON

- Dr. Hoenecke is the Padres head team physician.
- Is a member of the Orthopaedic Surgery division at Scripps Clinic.
- Completed his Orthopaedic training at the University of Arizona and his fellowship at the Steadman-Hawkins Clinic in Vail, Col.
- Was one of the team physicians for the World Baseball Classic and previously served as a team physician for USOC events along with consulting at the ARCO Olympic Training Center...has also served as a consultant for the U.S. Olympic ski team.

JAN FRONEK, M.D.

BOARD-CERTIFIED ORTHOPAEDIC SURGEON

- Dr. Fronek shares the responsibility as the head team physician...joined the Padres in 1985.
- Completed his Orthopaedic Surgery residency at UC San Diego in 1984, his fellowship in Knee & Shoulder surgery at the Hospital for Special Surgery in New York in 1985 and has since been a member of the Division of Orthopaedic Surgery at Scripps Clinic.
- Head of Sports Medicine at Scripps Clinic...previously served as president-elect of the Association of Major League Baseball Team Physicians.
- Has served as team physician for the World Baseball Classic, the Buick Invitational PGA tournament at Torrey Pines Golf Course, the World Pro Ski Tour and La Jolla Country Day School.

DANIEL KEEFE, M.D.

BOARD-CERTIFIED ORTHOPAEDIC SURGEON

- Dr. Keefe joined the Padres in 2006 after completing a fellowship in sports medicine and arthroscopy at Baylor College of Medicine.
- Completed medical school at Georgetown University and residency training at Northwestern University in Chicago.
- Joined Scripps Clinic in 2004 and specializes in the surgical treatment of the shoulder, elbow, and knee.
- Has participated in the care of multiple teams including WBC participants and the Buick Invitational PGA tournament at Torrey Pines Golf Course.

HARRY ALBERS, M.D.

BOARD CERTIFIED IN INTERNAL MEDICINE

- Dr. Albers joined the Padres in 1998...currently serving as head internal medicine physician for the club.
- Is Board Certified in Internal Medicine and practices currently with the Scripps Clinic Medical Group in Carmel Valley, where he serves as chairman for Quality Assurance.
- A graduate of San Diego State University and the University of California, San Diego Medical School, he completed his residency and chief residency at UCSD Medical Center.
- Served as a team physician for the World Baseball Classic in 2006 and 2009.

GASTON R. MOLINA JR., M.D.

BOARD CERTIFIED IN INTERNAL MEDICINE

- Dr. Molina joined Scripps Clinic in 1992 and began working with the Padres in 1999...graduated from Stanford University.
- Trained in Internal Medicine at the University of Washington where he was chief resident and clinical instructor.
- At Scripps Clinic, has been active teaching the Internal Medicine Residency Program and vitamin D research.
- Currently is Division Head of the Private Internal Medicine Center at Scripps Clinic, which he joined in 2005...he is board certified by the American College of Physicians and is fluent in Spanish.
- Served as a team physician for the World Baseball Classic in 2006 and 2009.

ROBERT K. KAKEHASHI, M.D.

BOARD CERTIFIED IN INTERNAL MEDICINE

- Dr. Kakehashi joined the Padres medical staff in 2000.
- His experience in emergency and acute care medicine complements the club's comprehensive medical team.
- Graduated from the University of California, Los Angeles School of Medicine in 1981 and continued on to complete an internship and residency in Internal Medicine with the UCLA-San Fernando Valley Medical Program in 1984.
- In 1985, he joined Scripps Clinic Division of Urgent Care/Emergency Medicine and practices currently at the Torrey Pines campus.
- Served as team physician for the World Baseball Classic in 2009...has also served as physician for the Buick Invitational, Farmers Insurance Open and the 2008 U.S. Open.

MARK KYLE, M.D.

BOARD CERTIFIED IN INTERNAL MEDICINE

- Dr. Kyle joined the Padres medical staff in 2014.
- He is a member of Scripps Clinic and practices in the Divisions of Hospital Medicine and Urgent Care/Emergency Medicine at Scripps Green Hospital and the Division of Hospital Medicine at Scripps Memorial Hospital...his expertise in hospital medicine complements the other physicians and provides the entire spectrum of internal medicine for the Padres.
- Completed his undergraduate degree from Colorado State University, medical school at University of Colorado and internship and residency at University of California, San Diego.
- He has served as a physician with the Buick Invitational, Farmers Insurance Open, and the 2008 U.S. Open at Torrey Pines...he is on faculty at the Scripps Clinic Internal Medicine Residency Program and UCSD School of Medicine...he is active in research on substance abuse and has volunteered his time to caring for the local people of Fiji.

JOSE IVAN QUICENO, M.D.

BOARD CERTIFIED IN OPHTHALMOLOGY

- Dr. Quiceno has worked with the Padres since 2005.
- Completed his residency in ophthalmology at the University of California, San Diego where he also served as chief resident and clinical instructor...his earlier work included a research fellowship in uveitis and retinal diseases.
- Joined Scripps Clinic in 2000...provides care as a comprehensive ophthalmologist and anterior segment surgeon.

LORENZO L. PACELLI, M.D.

BOARD-CERTIFIED ORTHOPAEDIC SURGEON

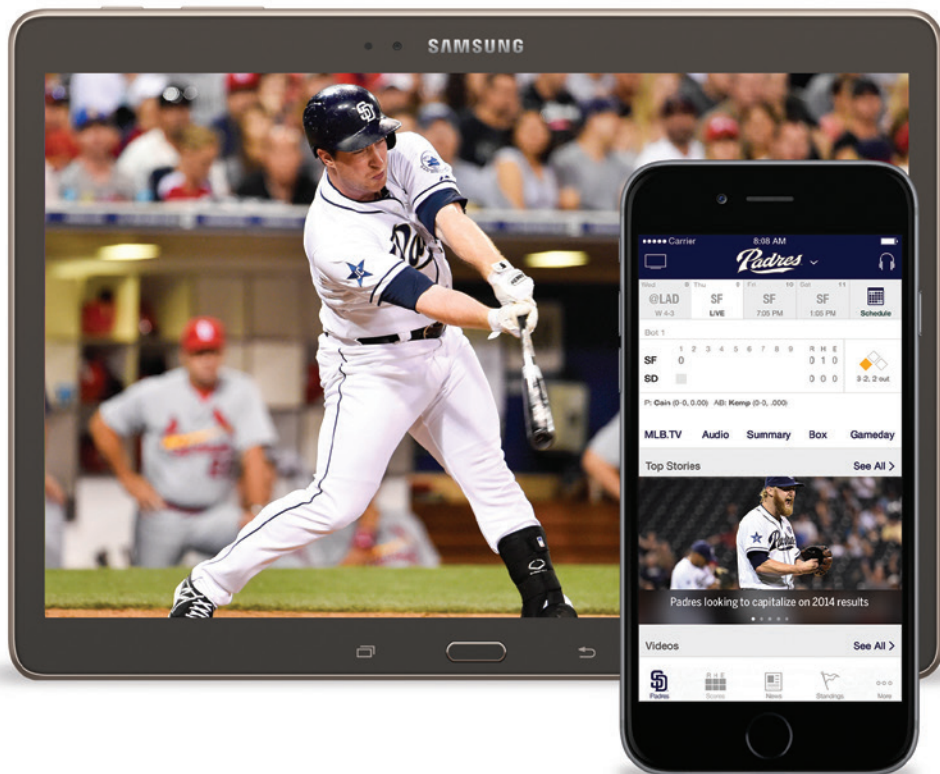
- Dr. Dr. Pacelli joined the Padres in 2001 after completing a fellowship in Orthopaedic surgery and Hand/Elbow and Microvascular Surgery at The Hand Center of San Antonio, in San Antonio, Texas.
- Completed Medical School at George Washington School of Medicine and Health Sciences and residency training at Oregon Health Science University in Oregon
- Joined Scripps Clinic in 2001 and specializes in treatment of hand, forearm, elbow, biceps and triceps, microvascular surgery
- Associate Head-Division of Orthopaedic Surgery at Scripps Clinic Torrey Pines

SCRIPPS CLINIC

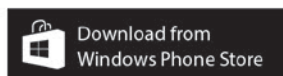
Scripps Clinic, a multi-specialty medical group, which has cared for the Padres since 1981 provides state-of-the-art diagnosis and treatment of illnesses in all specialties of medicine. The primary outpatient and inpatient facility is located on North Torrey Pines Road while other outpatient facilities are found throughout San Diego County.

Other physicians assisting with the Padres include Spine Surgeons Dr. James Bruffey & Steve Copp, both Board Certified in Orthopaedic Surgery and members of the Orthopaedic Surgery staff at Scripps Clinic at Torrey Pines, Carmel Valley and Encinitas.

Follow Padres Baseball On All Your Favorite Devices.



At Bat



padres.com

Available on supported iPhone, iPad, iPod Touch, Android phones and tablets, Kindles, Fire phone and Windows Phone 8.

© 2015 MLB Advanced Media, L.P. All Major League Baseball trademarks, service marks and copyrights used herein are the property of the applicable MLB entity. All rights reserved. Any other marks used herein are trademarks of their respective owners. Photos: Getty Images.



2015 SAN DIEGO PADRES



PLAYERS



ABRAHAM ALMONTE

OUTFIELDER

16

BATS/THROWS: S/R

OPENING DAY AGE: 25

BORN: June 27, 1989 in Santo Domingo, Dominican Republic

RESIDENCE: Santo Domingo, Dominican Republic

ACQUIRED: From SEA along with RHP Stephen Kohlscheen in exchange for OF Chris Denorfia; July 31, 2014

CONTRACT STATUS: Signed through 2015

HEIGHT/WEIGHT: 5-9 / 210

SERVICE TIME: 0.126

CAREER

2014: Set career-highs in several categories, including games played (59), at-bats (204), hits (47), doubles (10), home runs (three), RBI (15), walks (12) and stolen bases (four) between Seattle and San Diego after being acquired by the Padres at the trade deadline.

- Acquired by the Padres on 7/31 from SEA along with RHP Stephen Kohlscheen in exchange for OF Chris Denorfia.
- Reported to San Diego on 8/1...started 24 games total for the Padres, including 14 in CF and 10 in LF.
- Made his first career Opening Day roster with SEA, starting on Opening Day batting leadoff in center field.
- Hit .288/.312/.411 (21-for-73) with three doubles, two home runs, seven RBI and three walks in 22 games in August, his first month in a Padres uniform...ranked among the National League rookie leaders for the month of August in batting average (fourth), on-base percentage (eighth), slugging percentage (ninth) and doubles (tied for third).
- Belted his first home run for the Padres on 8/13 vs. COL, a solo shot to left field against Tyler Matzek...hit his second homer as a Padre on 8/26 vs. MIL off Jimmy Nelson, a solo shot down the right field line.
- Left his start on 9/6 at COL with a left high ankle sprain and returned to action on 9/14 before aggravating the ankle again on 9/20, sitting out the remainder of the season.

QUICK HIT

- **First MLB Hit:** August 30, 2013 at HOU off of Philip Humber (Major League debut)
- **First MLB Home Run:** September 9, 2013 vs. HOU off of Chia-Jen Lo

2013: Made his Major League debut for the Mariners in August, splitting the season between Double-A Jackson, Triple-A Tacoma and the Big League club.

- Began the season in Double-A, playing in 29 games for the Generals before being promoted to Triple-A Tacoma...hit .314 (106-for-338) in 94 games for the Rainiers before being promoted to the Majors for his debut on 8/30.
- Reached base safely in 18 consecutive games with at least one at-bat to begin his career.
- Named the Mariners minor league Heart and Soul Award winner for his exemplary play and leadership.
- Played for Leones del Escogido in the Dominican Winter League.
- Acquired by the Mariners prior to the start of the season on 2/13 in exchange for current teammate RHP Shawn Kelley.

2012: Spent the majority of the season with Double-A Trenton in the Yankees organization.

- Named an Eastern League mid-season All-Star...ranked fifth in the EL with 30 stolen bases in 35 attempts.

2011: Played the entire season with Single-A Tampa in the Florida State League.

- Hit safely in a league-best 34 consecutive games from 7/26-9/1, hitting .350 (50-for-143) in that span.
- Played in 31 games with Leones del Escogido of the Dominican Winter League.

2010: Played in just 17 games with Single-A Tampa before undergoing surgery for a right labrum tear.

2009: Spent the season in the South Atlantic League, setting career-highs in nearly every offensive category.

- Recorded a then-career-high 26-game hitting streak from 8/6-9/4, hitting .405 (45-for-111) over that streak.

2008: Played in 115 games for Single-A Charleston in the Yankees organization.

- Named to the South Atlantic League mid-season All-Star.

2007: Hit .288 with 16 RBI in 49 games for the GCL Yankees.

2006: Made his professional debut with the Yankees Dominican Summer League team...lead the league in stolen bases (36), ranked fourth in home runs (eight) and fifth in runs scored (51).

PERSONAL

Abraham Almonte...he and his wife, Virginia, have a daughter, Edical, and a son, Esequiaz...originally signed by Yankees' scouts Victor Mata and Carlos Rios.

ABRAHAM ALMONTE'S CAREER BATTING RECORD

YR	CLUB	AVG	G	AB	R	H	2B	3B	HR	RBI	SH	SF	HP	BB	SO	SB	CS	OBP	SLG	E
2006	DSL Yankees (R)	.254	63	209	51	53	11	3	8	26	1	0	0	55	45	36	14	.409	.450	13
2007	GCL Yankees (R)	.288	49	160	29	46	4	3	3	16	2	1	1	21	34	8	9	.372	.406	3
2008	Charleston (A)	.228	115	443	61	101	20	7	8	46	3	1	1	47	101	29	10	.303	.359	7
2009	Charleston (A)	.280	115	440	63	123	14	10	5	56	4	3	2	35	81	36	5	.333	.391	6
2010	Tampa (A)	.263	15	57	9	15	3	1	0	3	0	0	0	6	16	5	3	.333	.351	1
2011	Tampa (A)	.268	131	537	92	144	27	11	4	52	3	4	2	52	100	30	11	.333	.382	6
2012	Trenton (AA)	.276	78	319	47	88	17	4	4	25	2	1	0	37	59	30	5	.350	.392	3
	GCL Yankees (R)	.222	7	18	2	4	2	0	0	0	0	0	0	2	4	2	0	.300	.333	0
2013	Jackson (AA)	.255	29	102	18	26	6	1	4	18	0	0	0	18	28	6	1	.367	.451	1
	Tacoma (AAA)	.314	94	338	63	106	17	5	11	50	6	1	2	49	66	20	7	.403	.491	4
	SEATTLE	.264	25	72	10	19	4	0	2	9	2	2	0	6	21	1	0	.313	.403	4
2014	SEATTLE	.198	27	106	10	21	5	1	1	8	0	0	1	6	40	3	1	.248	.292	5
	Tacoma (AAA)	.267	72	277	42	74	10	3	6	31	6	1	0	28	66	7	4	.333	.390	5
	SAN DIEGO	.265	32	98	9	26	5	0	2	7	2	1	0	6	20	1	2	.305	.378	2
Major League Totals		.239	84	276	29	66	14	1	5	24	4	3	1	18	81	5	3	.285	.351	11
Minor League Totals		.269	768	2900	477	780	131	48	53	323	27	12	8	350	600	209	69	.348	.402	49

CAREER FIELDING

POSITION	PCT.	G	PO	A	E	TC	DP
Left Field	.950	18	19	0	1	20	0
Center Field	.943	56	126	7	8	141	1
Right Field	.867	7	13	0	2	15	0
Career Total	.938	74	158	7	11	176	1

SINGLE-GAME HIGHS

HITTING STREAK.....Six games, twice, last September 9-16, 2013
HITS4, August 19, 2014 at Los Angeles-NL
DOUBLES1, several times
RBI.....2, three times, last August 26, 2014 vs. Milwaukee
RUNS SCORED2, three times, last August 26, 2014 vs. Milwaukee
WALKS2, twice, last September 1, 2014 vs. Arizona
STRIKEOUTS.....3, five times, last April 29, 2014 at New York-AL
STOLEN BASES1, four times, last August 26, 2014 vs. Milwaukee

HOME RUNS

CAREER MULTI-HOME RUN GAMES.....None
CAREER GRAND SLAMSNone
CAREER PINCH-HITNone

CAREER TRANSACTIONS

2005.....Signed by the New York Yankees as a non-drafted free agent, July 2.
2013.....Acquired by the Seattle Mariners from the New York Yankees in exchange for RHP Shawn Kelley, February 13.
2014.....Acquired by San Diego along with RHP Stephen Kohlscheen in exchange for OF Chris Denorfia, July 31.



YONDER ALONSO

INFIELDER

23

BATS/THROWS: L/R
OPENING DAY AGE: 27
BORN: April 8, 1987 in Havana, Cuba
RESIDENCE: Miami, FL
ACQUIRED: From CIN along with RHPs Edinson Volquez and Brad Boxberger and C Yasmani Grandal in exchange for RHP Mat Latos: December 17, 2011
CONTRACT STATUS: Signed through 2015

HEIGHT/WEIGHT: 6-1/220
SERVICE TIME: 3.116

CAREER

2014: Appeared in 84 games for the Padres, missing time due to a right wrist injury.

- Made his third career Opening Day roster, starting at first base in the Padres season opener for the third-straight year on 3/30 vs. LAD.
- Missed 30 games from 6/17-7/26 on the 15-day DL with right wrist tendinitis...also missed 43 games from 8/13 until the end of the season with a strained right forearm.
- Activated from the 15-day DL on 7/26 and hit .421/.477/.737 (16-for-38) in 15 games before being placed back on the DL on 8/13.
- Appeared at third base three times, once on 4/17 vs. COL (1.0 inn.), 5/3 vs. ARI (1.0 inn.) and 6/2 vs. PIT (1.1 inn.)...recorded one assist in his only defensive chance at the "hot corner."
- Over his final 23 games at Petco Park from 5/9-8/12, hit .308 (20-for-65)...hit just .183 (11-for-60) over his first 20 home games.
- Over 27 games during the month of May, hit .267 (23-for-86) with four home runs and 12 RBI.
- Tallied four multi-double games, the second-highest total among Padres players, trailing only Rene Rivera's five.
- Belted the game-tying solo home run off Rafael Soriano with two outs in the ninth inning on 6/7 vs. WSH...according to ELIAS, it was the first time a Padres player hit a lead-changing home run with the team down to its final out of a home game since 2009 when David Eckstein and Adrian Gonzalez both did it against Arizona.
- Recorded a walk-off RBI fielder's choice on 5/4 vs. ARI to score Cameron Maybin from third...it was his second career walk-off plate appearance, joining his game-ending single on 9/16/12 vs. COL.

QUICK HIT

- **Born in Cuba, moved to the United States when he was 10.**
- **Sister, Yainee, is married to Orioles infielder Manny Machado.**
- **First MLB Hit:** September 4, 2010 at St. Louis, double off of Mike MacDougal
- **First MLB Home Run:** August 6, 2011 at Chicago-NL off of Carlos Zambrano

2013: Set a career-high by hitting .281 (94-for-334) in 97 games.

- Made his second career Opening Day roster and second-straight, start at first base in the season opener on 4/1 at NYM.
- Placed on the 15-day DL on 6/6 with a right hand contusion (retroactive to 6/1)...reinstated on 7/12.
- Hit all six of his home runs prior to his DL stint...slugged .416 from 4/1-5/31 and just .306 after being activated from DL.
- Opened the season hitting .292 (28-for-96) with 16 RBI in 26 games during the month of April.
- **Tied a Padres club-record (multiple times) and a personal career-high with three doubles on 4/27 vs. SF, his second career three-double game (also 7/30/12 at CIN).**
- Made 15 starts batting third in the order, hitting .308 (16-for-52) in those games...also appeared in 36 games, 35 starts, batting fourth in the order, hitting .296 (40-for-135).
- Hit .296 (72-for-243) against right-handed pitchers and .242 (22-for-91) against left-handers...hit .305 (50-for-164) in 49 games at Petco Park and .259 (44-for-170) in 48 games on the road.
- In 40 second-half games, hit .296 (40-for-135) and drew 17 walks against 15 strikeouts for a .370 on-base percentage.
- Made his last start of the season on 8/30 at LAD...appeared in just two games as a pinch-runner in the final month of the season on 9/28-29, missing time due to issues with his prior right hand injury.

2012: Set career-highs in nearly every offensive category in his first full Major League season, including games (155), hits (150), doubles (39), home runs (nine), RBI (62), runs (47) and walks (62).

- Made his first career Opening Day roster, starting at first base in the Padres first game of the season on 4/5 vs. LAD.
- Led all Major League rookies in games played (155) and doubles (39)...ranked tied for second in hits (150) with Norichika Aoki (MIL) among MLB rookies and tied for the most among all NL rookies, trailing only Mike Trout (182 for LAA)...also ranked second among MLB rookies in walks (62), behind Trout (67 for LAA).
- Set a Padres rookie-record with 39 doubles, passing the previous franchise mark held by Benito Santiago (33 in 1987)...his 20 doubles prior to the All-Star Break were the most ever by a Padres rookie in the first half.
- Finished tied with Ryan Klesko (39 in 2002) for the 10th-most doubles all-time in a season by a Padre.
- Set a Padres record with 10 multi-double games, the most in all of Major League Baseball...passed the previous franchise-mark of six multi-double games by Tony Gwynn in 1993 and Adrian Gonzalez in 2007.
- In 72 games after the All-Star Break, hit .285 (73-for-256) with 19 doubles, six home runs and 39 RBI.
- Had a career-best 10-game hit streak from 5/18-27, hitting .351 (13-for-37) over that stretch.
- Collected two hits and three RBI in back-to-back games 7/18-19 at HOU...first rookie in team history to do so.
- Had 13 games total with multiple extra-base hits in 2012, the most by a Padre since Adrian Gonzalez had 15 in 2007.
- Rated No. 33 on *Baseball America's* Top-100 Prospects list and No. 1 in the Padres' organization heading into the season.

2011: Began the season at Triple-A Louisville, where he was an International League mid-season All-Star and played in the SiriusXM All-Star Futures Game...promoted to the Majors on 7/26 and spent the rest of the season with the Reds.

- Joined the Reds following Jonny Gomes trade to WSH...started 14 games in left field, one at first base and one at third base...nine multi-hit games in his 16 total starts, hitting .367 (22-for-60) with four home runs and 13 RBI in those games.
- Connected for his first big league home run 8/6 at CHI off Carlos Zambrano.
- Made 21 appearances at first base and 62 in the outfield for Louisville.
- Rated No. 73 on *Baseball America's* Top-100 Prospects list and No. 4 in the Reds' organization heading into 2011.

2010: Split the majority of his season between Double-A Carolina and Triple-A Louisville, also seeing his first action as a September call-up.

- Recalled on 9/1 and made his big league debut that night as a pinch hitter vs. MIL...tallied his first big league hit 9/4 at STL, a pinch-hit, ground rule double off Mike MacDougal.
- Began the season at Carolina and was promoted to Triple-A on 5/12...named the International League's Player of the Week for 7/26 - 8/1.
- Started at first base for the World Team in the All-Star Futures Game in Anaheim.
- Entered the season ranked No. 45 on *Baseball America's* Top-100 Prospects list and No. 2 in the Reds' organization.

2009: Split his season between the Gulf Coast Reds, Single-A Sarasota and Double-A Carolina, combining to hit .292 in 84 games.

- Missed two months on Carolina's DL with a broken right hamate bone...surgery on 6/23 by Dr. Timothy Kremcheck.
- Named to the Florida State League All-Star team.
- Rated by *Baseball America* as No. 35 on their Top-100 Prospects list entering the season.

PERSONAL

Yonder Alonso...born in Cuba and moved to the United States when he was 10 with his father Luis, mother Damarys and sister Yainee...his father was a player and coach for Industriales club in Cuba...graduated from Coral Gables (FL) High School...drafted by the Reds after his junior season at the University of Miami...originally signed by Reds' scout Tony Arias.

YONDER ALONSO'S CAREER BATTING RECORD

YR	CLUB	AVG	G	AB	R	H	2B	3B	HR	RBI	SH	SF	HP	BB	SO	SB	CS	OBP	SLG	E
2008	Sarasota (A)	.316	6	19	1	6	1	0	0	2	0	1	0	5	5	0	0	.440	.368	0
2009	Sarasota (A)	.303	49	175	21	53	13	0	7	38	0	2	0	24	30	0	1	.383	.497	5
	Carolina (AA)	.295	29	105	12	31	11	0	2	14	0	2	0	14	15	1	0	.372	.457	3
	GCL Reds (R)	.133	6	15	0	2	0	0	0	0	0	0	0	3	1	0	0	.278	.133	0
2010	Carolina (AA)	.267	31	101	19	27	5	0	3	13	0	0	1	19	16	4	2	.388	.406	2
	Louisville (AAA)	.296	101	406	50	120	31	2	12	56	0	1	1	37	76	9	1	.355	.470	2
	CINCINNATI	.207	22	29	2	6	2	0	0	3	0	0	0	0	10	0	0	.207	.276	2
2011	Louisville (AAA)	.296	91	358	46	106	24	4	12	56	0	4	1	46	60	6	5	.374	.486	2
	CINCINNATI	.330	47	88	9	29	4	0	5	15	0	0	0	10	21	0	0	.398	.545	1
2012	SAN DIEGO	.273	155	549	47	150	39	0	9	62	1	4	3	62	101	3	0	.348	.393	12
2013	SAN DIEGO	.281	97	334	34	94	11	0	6	45	0	7	2	32	47	6	0	.341	.368	3
	Tucson (AAA)@	.571	4	14	1	8	0	0	0	2	0	0	0	0	0	0	1	.571	.571	0
2014	SAN DIEGO	.240	84	267	27	64	19	1	7	27	0	3	1	17	36	6	1	.285	.397	2
	AZL Padres (R)@	.375	2	8	1	3	0	0	1	4	0	0	0	0	1	0	0	.375	.750	0
	El Paso (AAA)@	.235	5	17	0	4	0	0	0	1	0	0	0	0	2	0	0	.235	.235	1
Major League Totals		.271	405	1267	119	343	75	1	27	152	1	14	6	121	215	15	1	.334	.395	20
Minor League Totals		.296	324	1218	151	360	85	6	37	186	0	10	3	148	206	20	10	.371	.466	15

*Led league +Tied for league lead @Rehab assignment

CAREER FIELDING

POSITION	PCT.	G	PO	A	E	TC	DP
First Base	.993	327	2631	204	19	2854	199
Left Field	.958	17	22	1	1	24	0
Third Base	1.000	5	0	1	0	1	0
Second Base	---	1	0	0	0	0	0
Career Total	.993	345	2653	206	20	2879	199

SINGLE-GAME HIGHS

HITTING STREAK.....10 games, May 18-27, 2012
HITS.....4, three times, last September 16, 2012 vs. Colorado
DOUBLES.....3, twice, last April 27, 2013 vs. San Francisco
RBI.....4, three times, last July 27, 2013 at Arizona
RUNS SCORED.....3, May 19, 2013 vs. Washington
WALKS.....3, September 11, 2012 vs. St. Louis
STRIKEOUTS.....3, eight times, last April 19, 2013 at San Francisco
STOLEN BASES.....2, July 23, 2013 at Milwaukee

HOME RUNS

CAREER MULTI-HOME RUN GAMES.....None
CAREER GRAND SLAMS (1).....September 14, 2012 vs. Colorado (Tyler Chatwood)
CAREER PINCH-HIT (1).....August 28, 2011 vs. Washington (Drew Storen)

CAREER TRANSACTIONS

2005.....Selected by the Minnesota Twins in the 16th round of the First-Year Player Draft (did not sign).
2008.....Signed by the Cincinnati Reds as a first-round selection (seventh overall) in the First-Year Player Draft.
2011.....Acquired by the San Diego Padres along with RHPs Edinson Volquez and Brad Boxberger and C Yasmani Grandal in exchange for RHP Mat Latos, December 17.



PLAYERS



ALEXI AMARISTA

INFIELDER/OUTFIELDER

5

BATS/THROWS: L/R
OPENING DAY AGE: 26

BORN: April 6, 1989 in Barcelona, Venezuela

RESIDENCE: Barcelona, Venezuela

ACQUIRED: From LAA along with RHP Donn Roach in exchange for RHP Ernesto Frieri: May 3, 2012

CONTRACT STATUS: Signed through 2016

HEIGHT/WEIGHT: 5-6/159
SERVICE TIME: 3.053

CAREER

2014: Played in a career-high 148 games and 119 starts, also setting career-highs in runs (39), hits (101), RBI (40) and stolen bases (12).

- Made his third-straight Opening Day roster and second-straight for SD.
- Started a career-high 119 games, with 71 at SS, 18 at 2B, 16 at 3B, 13 in CF and one in LF.
- Started 68 of final 79 games at SS from 7/1 through end of the year.
- Posted an .822 zone rating at SS from 7/1 through the end of the season, eighth-best among qualifying Major Leaguers and sixth-best among qualifying National League shortstops.
- Collected his second career walk-off hit on 8/30 vs. LAD (also, 9/26/13 vs. ARI).
- Hit a pinch-hit, go-ahead three-run home run on 4/6 at MIA on the day of his 25th birthday, becoming the second player in Padres history to hit a pinch-hit homer on his birthday, joining Greg Vaughn on 7/3/97.
- In 76 games at home, he hit .262 (54-for-206) against a .217 (47-for-217) average in 72 games on the road.
- Hit .455 (5-for-11) with the bases loaded.
- Following the season on 1/16/15, agreed to terms on a two-year contract through the 2016 season.

QUICK HIT

- **First MLB Hit:** April 26, 2011 at Oakland, double off of Brandon McCarthy
- **First MLB Home Run:** June 28, 2012 at Houston, grand slam off of Brett Myers

2013: Played in 146 games, the second-most by a Padre behind Will Venable (151)...set a then-career-high in hits (87) while tying his then-career-highs in home runs (five) and RBI (32).

- Made a then-career-high 84 starts (53 in CF, 16 at 2B, eight at SS, five in LF and two at 3B).
- Hit .316 (24-for-76) with runners in scoring position, the third-best mark by a Padre in 2013 (min 20 AB)...also hit .324 (11-for-34) with runners in scoring position and two outs, the second-best mark by a Padre in 2013 (min. 10 AB).
- First career game-ending hit in final home game on 9/26 vs. ARI with a bases-loaded single in the bottom of the 11th.
- Had a career-long 0-for-31 hitless streak from 9/7-23 snapped with a single on 9/24 vs. ARI.
- Over a 30-game stretch from 6/28-8/7, he hit .302 (29-for-96).
- On 5/15 at BAL went 3-for-5 with a career-high tying three runs, two doubles, a homer and two RBI from eighth spot in order...became just the third Padre in team history to have at least three extra-base hits with multiple RBI while hitting eighth-or-ninth in the order (also, Cesar Crespo on 9/24/01 at COL and Nick Hundley on 8/31/10 at ARI), per ELIAS.

2012: Acquired by the Padres with RHP Donn Roach from LAA in exchange for RHP Ernesto Frieri on 5/3.

- Made his first career Opening Day roster for the Angels, making just one appearance as a pinch runner on Opening Day, 4/6 vs. KC, scoring what would prove to be the winning run in that game.
- Assigned to Triple-A Tucson after trade on 5/3, playing in 11 games before being recalled to San Diego on 5/17, spending the remainder of the season with the Padres...made his Padres debut on 5/17 vs. LAD.
- Hit .186 (11-for-59) over his first 25 games from 5/17-6/18 before hitting .309 (42-for-136) from 6/19-8/11.
- Collected a career-high five hits on 9/2 at COL, most by a Padre since Chase Headley also had five on 9/21/09 at PIT (11 innings).
- Hit his first career home run on 6/28 at HOU, a go-ahead grand slam in the top of the ninth in Padres 7-3 win...first Major League player to hit a go-ahead grand slam in the ninth-or-later for his first career homer since 9/8/69 when Jose Martinez did so for PIT at MON (ELIAS)...was the fifth Padre in team history to hit a grand slam for his first home run.
- Two games after his first career home run on 6/28 at HOU, had his first career multi-homer game on 6/30 at COL, collecting a career-high tying four RBI in that game (2x, also 6/28/12 at HOU).
- Hit his first career leadoff home run on 8/10 at PIT.
- Had a career-best nine-game hit streak from 6/26-7/5, hitting .412 (14-for-34) over that streak.
- Played in 106 games total, 64 starts, all with the Padres...of his starts, 43 were at 2B, eight at SS, seven in LF and six in CF.

2011: Spent the majority of the season with Triple-A Salt Lake, hitting .292 (106-for-363) with 24 doubles, five triples, four home runs, 50 RBI and 15 SB in 86 games for the Bees while also seeing his first Major League action.

- Appeared at five different positions with Salt Lake during the season (2B, SS, LF, CF, RF).
- Three separate stints with the Angels...first called up on 4/25 and made his Major League debut 4/26 vs. OAK...connected for a two-run double in his first career at-bat.
- Optioned to Salt Lake on 6/18 and recalled again by the Angels from 7/15-23...recalled by the Angels on 9/6 for his third and final stint of the season.

2010: Split the season between Single-A Rancho Cucamonga, Double-A Arkansas and Triple-A Salt Lake.

- Named a California League mid-season All-Star.
- Named the Angels Defensive Player of the Month for April, May and June.
- Hit .295 (64-for-217) with nine HR and 34 RBI in the 2010 Venezuelan Winter League.

2009: Honored as the Angels' Minor League Player of the Year after spending the entire season with Single-A Cedar Rapids, leading the Midwest League by hitting .319 (152-for-477) on the year.

- Named a Midwest League mid- and post-season All-Star...finished second in the league with 39 doubles and 10 triples.
- Named a Topps Class-A All-Star after the season.

2008: Spent the majority of the season with the Arizona League Angels hitting .332 (67-for-202) with 46 runs scored and 21 RBI in 51 games.

- Named an Arizona League post-season All-Star.

2007: Spent the entire campaign with the Angels' Dominican Summer League affiliate, hitting .340 (82-for-241) in 65 games played.

- Went 9-for-22 with two home runs and six RBI in his first four contests...had at least one RBI in his first seven contests.
- Tallied 24 multi-hit games overall on the season.

PERSONAL

Alexi Jose Amarista (AH-mah-REE-stah)...has one daughter, Aleximae Sophia...originally signed by Angels' scouts Clay Daniel & Denny Suarez.

ALEXI AMARISTA'S CAREER BATTING RECORD

YR	CLUB	AVG	G	AB	R	H	2B	3B	HR	RBI	SH	SF	HP	BB	SO	SB	CS	OBP	SLG	E
2007	DSL Angels (R)	.340	65	241	52	82	14	4	5	39	1	2	4	25	23	16	6	.408	.494	5
2008	AZL Angels (R)	.332	51	202	46	67	6	4	2	21	3	1	1	29	20	22	14	.416	.431	1
	Cedar Rapids (A)	.000	1	2	0	0	0	0	0	0	0	0	0	0	1	0	0	.000	.000	0
2009	Cedar Rapids (A)	.319*	125	477	84	152	39	10	4	49	18	4	8	50	61	38	20	.390	.468	14
2010	R. Cucamonga (A)	.303	72	297	39	90	19	6	4	39	2	2	3	19	42	17	10	.349	.448	1
	Salt Lake (AAA)	.400	15	65	13	26	6	3	0	9	2	1	1	1	4	4	2	.412	.585	0
	Arkansas (AA)	.288	48	191	25	55	2	1	1	20	2	5	2	13	15	4	1	.332	.325	6
2011	Salt Lake (AAA)	.292	86	363	49	106	24	5	4	50	4	3	4	22	56	15	8	.337	.419	6
	LOS ANGELES (AL)	.154	23	52	2	8	3	1	0	5	1	1	0	2	8	0	0	.182	.250	2
2012	LOS ANGELES (AL)	--	1	0	1	0	0	0	0	0	0	0	0	0	0	0	0	--	--	0
	Salt Lake (AAA)	.273	18	77	11	21	6	2	0	12	0	3	0	3	6	1	0	.289	.403	1
	Tucson (AAA)	.286	11	49	6	14	1	0	1	6	1	0	0	1	6	3	0	.300	.367	0
	SAN DIEGO	.240	105	275	35	66	15	5	5	32	6	2	0	17	42	8	4	.282	.385	4
2013	SAN DIEGO	.236	146	368	35	87	14	4	5	32	3	1	2	22	57	4	2	.282	.337	5
2014	SAN DIEGO	.239	148	423	39	101	13	2	5	40	8	5	1	29	69	12	1	.286	.314	9
	Major League Totals	.234	423	1118	112	262	45	12	15	109	18	9	3	70	176	24	7	.279	.336	20
	Minor League Totals	.312	492	1964	325	613	117	35	21	245	33	21	23	163	234	120	61	.368	.439	34

*Led league +Tied for league lead @Rehab assignment

CAREER FIELDING

POSITION	PCT.	G	PO	A	E	TC	DP
Outfield	.984	163	240	8	4	252	3
Center Field	.980	119	193	6	4	203	2
Second Base	.985	110	168	219	6	393	40
Shortstop	.979	99	122	248	8	378	44
Left Field	1.000	52	44	2	0	46	1
Third Base	.966	32	12	44	2	58	4
Right Field	1.000	4	3	0	0	3	0
Career Total	.981	377	542	519	20	1081	91

SINGLE-GAME HIGHS

HITTING STREAK.....Nine games, June 26 - July 5, 2012
 HITS.....5, September 2, 2012 at Colorado
 DOUBLES.....2, three times, last May 15, 2013 at Baltimore
 RBI.....4, three times, last April 16, 2013 at Los Angeles-NL
 RUNS SCORED.....3, three times, last July 30, 2014 vs. St. Louis
 WALKS.....2, four times, last August 16, 2014 at St. Louis
 STRIKEOUTS.....3, three times, last June 9, 2013 at Colorado

HOME RUNS

CAREER MULTI-HOME RUN GAMES (1).....June 30, 2012 at Colorado (Jeremy Guthrie and Adam Ottavino)
 CAREER GRAND SLAMS (1).....June 28, 2012 at Houston (Brett Myers)
 CAREER PINCH-HIT (1).....April 6, 2014 at Miami (Nathan Eovaldi)
 CAREER LEADOFF (1).....August 10, 2012 at Pittsburgh (James McDonald)

CAREER TRANSACTIONS

2007.....Signed by the Los Angeles Angels as a non-drafted free agent, January 25.
 2012.....Acquired by the San Diego Padres along with RHP Donn Roach in exchange for RHP Ernesto Frieri, May 3.



CLINT BARMES

INFIELDER

12

BATS/THROWS: R/R
OPENING DAY AGE: 36
BORN: March 6, 1979 in Vincennes, IN
RESIDENCE: Mead, CO
ACQUIRED: Signed as a Major League free agent: December 5, 2014
CONTRACT STATUS: Signed through 2015 (club option for 2016)

HEIGHT/WEIGHT: 6-1/200
SERVICE TIME: 9.122

CAREER

2014: Made his eighth career appearance on an Opening Day roster and third straight with the Pirates.

- Played in just 48 games for the Pirates, missing time while on the DL from 7/6-8/25 with a left groin strain.
- Made 26 starts total, including 21 at SS, four at 2B and one at 3B.
- Started at 3B on 6/25 at TB...fifth career start at 3B and first since 8/7/08.
- Hit .300 (9-for-30) over 15 games during the month of May.
- Tied his career-high with four hits on 6/19 vs. CIN (eight times).

2013: Pittsburgh's Opening Day starter at SS for the second-straight season...played in 108 games for the Pirates.

- Hit his first homer of the year on 5/4 vs. WSH off of Stephen Strasburg.
- Appeared in the 1,000th game of his career on 7/22 at WSH.
- Hit .296 (16-for-54) during the month of July.
- Hit the game-winning, three-run homer off Madison Bumgarner 8/23 at SF.
- Four of his five home runs off right-handers and four of the five on the road.
- Started five of the Pirates six games in the postseason at SS, going 3-for-11 (.273).

2012: Made a career-high 142 appearances and 135 starts at SS for the Pirates.

- Started at SS on Opening Day for Pittsburgh.
- Ranked sixth in the National League with a .972 fielding percentage, third in assists (399) and sixth in total chances (562).
- Hit .257 following the All-Star break after hitting .204 in the first half.
- Hit seven of his eight home runs off right-handers (one home run vs. left-hander on 7/26 off Dallas Keuchel-HOU).
- Hit his first career grand slam on 8/12 vs. SD off of Ross Ohlendorf while recording a season-high four RBI.
- Appeared at 1B on 5/13, his first career appearance at 1B (played final two inning during 12-inning game).
- Over his last 55 games of the season, hit .269 (46-for-171).
- With the bases loaded on the season, hit .438 (7-for-16) with a home run and 17 RBI.

2011: Played in 123 games for the Astros after beginning the season on the 15-day DL.

- Landed on the DL on 3/25 after suffering a fractured left hand during Spring Training after being HBP (Ivan Nova).
- Reinstated from the DL on 4/29 after going 6-for-15 (.400) in four rehab games.
- Walked a career-high 38 times overall on the season.
- Made 120 starts at SS, his most at SS since making 122 with Colorado in 2006.
- Finished fifth among National League shortstops with a .978 fielding percentage.
- Hit 12 home runs on the year, his second-most in a season behind a career-high 23 hit in 2009.

2010: Played in 133 games for the Rockies in his final season in the Colorado organization.

- Made the Rockies Opening Day roster for the fifth time in six years (began 2007 at Triple-A Colorado Springs).
- Made 88 appearances, 69 starts, at 2B and 47 appearances, 39 starts, at SS...also one appearance at 3B.
- Had a career-best 14-game hit streak from 6/23-7/7, hitting .386 (22-for-57) over the streak.
- Started 32 of the Rockies 33 games at SS while Troy Tulowitzki was on the DL from 6/18-7/26.

2009: Established career highs in games, at-bats, runs, hits, doubles, home runs and RBI.

- Set club record for home runs (23) and RBI (76) by a second baseman, breaking Jose Ortiz' mark in homers (13 in 2001) and Eric Young's mark in RBI (74 in 1996)...led the entire Colorado team in games and at-bats.
- Became just the third middle infielder in Rockies history to tally 50-or-more extra-base hits.
- Made 139 appearances, 130 starts, at 2B and 16 appearances, 12 starts, at SS.
- Connected off Hung-Chih Kuo for first career pinch-hit home run on 4/24 vs. LAD.
- Led the National League with 51 hits from 5/30-7/19, posting 21 multi-hit games in that span.
- Hit his second career inside-the-park home run on 9/22 vs. SD.
- Made his postseason debut in the NLDS against Philadelphia and started all four games at 2B.

2008: Hit a career-best .290 over 107 games for the Rockies.

- Made 61 appearances, 53 starts, at 2B, 36 appearances, 32 starts, at SS and 13 appearances, four starts, at 3B.
- On 4/17 at SD, recorded nine at-bats, tying Todd Helton for the second-most in a game in club history.
- Took over as the club's primary SS when Troy Tulowitzki landed on the DL on 5/3.
- Hit .469 (23-for-49) during a 13-game hit streak from 5/6-20...homered in three-straight games from 5/18-20.
- Landed on the 15-day DL on 5/24 after leaving game on 5/23 with a sprained right knee.
- Had been hitting .343 (46-for-134) with five home runs and 20 RBI in 39 games before landing on the DL, which included a .391 (27-for-69) average in May.
- Reinstated from the DL on 6/23 after missing 28 games and hit .263 for the rest of the season.
- Appeared in the leadoff spot in 24 of the final 34 games for the Rockies (team went 14-10 in those games).

QUICK HIT

- **Became first rookie in MLB history to hit a walk-off home run on Opening Day when he connected off Trevor Hoffman for a two-run shot to break a 10-10 score vs. the Padres at Coors Field on 4/4/05.**

- **First MLB Hit:** September 5, 2003 vs. Los Angeles-NL, single off of Kazuhisa Ishii
- **First MLB Home Run:** August 28, 2004 at Florida, off Carl Pavano

2007: Began the season with Triple-A Colorado Springs, spending most of the year with the SkySox where he made 90 appearances at SS, eight in CF and one in RF.

- Named to Pacific Coast League mid-season All-Star team (started the game at SS and went 0-for-1 with a sac fly).
- Had three different stints at the Major League level with Colorado, where he made a total of eight appearances at SS, five at 2B, five in CF and one at 3B.
- Recalled for the first time on 4/15 before being optioned back on 5/1.
- Recalled for his second stint on 8/9 before being optioned back on 8/18.
- Recalled a third and final time on 8/29.

2006: Colorado's Opening Day shortstop for second-straight season, spending entire campaign with the Rockies.

- Rated as the hardest player in the National League to double-up, grounding into just two double plays in 478 at-bats.
- Made 125 appearances, 122 starts, at SS and also made four appearances at 2B in September.
- Led the club with a .333 (30-for-90) average in July and hit four of his seven homers that month.
- Recorded a 13-game hitting streak from 7/9-25.

2005: Made Colorado's Opening Day roster, starting at shortstop, garnering National League Rookie of the Year consideration...missed time during the season with a broken left collarbone from 6/5-9/2.

- Recorded a 12-game hit streak from 5/4-17, the second-longest of any NL rookie.
- Began the season by going 4-for-6 with a walk-off, two-run homer off Trevor Hoffman on Opening Day, 4/4 vs. SD.
- Became the first rookie in Major League Baseball history to hit a walk-off home run on Opening Day.
- Named NL Rookie-of-the-Month for April after hitting .410 (34-for-83) with 20 runs and 14 RBI in 21 games.
- Recorded three four-hit games in April, becoming the first rookie in the expansion era (since 1961) to accomplish that feat.
- Was the first player in the league to collect 50 hits when he tallied his 50th and 51st hits on 5/12.
- Landed on the 60-day DL on 6/6 after sustaining a broken left collarbone while carrying deer meat upstairs at his apartments.
- Was leading all Major League rookies in most offensive categories and ranked seventh overall in the NL in batting average with a .329 mark before landing on the DL.
- Reinstated from the DL on 9/2, hitting .216 (27-for-125) in 27 games after returning to action.
- Made all 80 of his defensive appearances, 78 starts, at SS.
- Played Winter Ball for Leones del Escogido in the Dominican Republic.

2004: Spent the majority of the season with Colorado Springs, also seeing time with the Big League club.

- Led Pacific Coast League and the Colorado organization in hits, the third-highest total ever for a Rockies minor leaguer.
- Also tied for second in the league in doubles and runs and ranked eighth in batting.
- Was named to the PCL's mid-season All-Star team and was the starting shortstop.
- Batted .395 in April and was named the organization's Player of the Month.
- Recalled by Colorado on 8/14 and returned on 8/15...recalled for good on 8/28.
- Connected off Carl Pavano for his first Major League home run on 8/28 at FLA.

2003: Spent a full year with Triple-A Colorado Springs before seeing his first Major League action in September.

- Shared the Pacific Coast League lead in doubles and ranked fifth in games played.
- Had a 15-game hitting streak from 5/8-25 and a season-high 16-game hitting streak from 8/8-22.
- Recalled by Colorado on 9/5 and made Major League debut as a starter at SS that night vs. LAD...singled off Kazuhisa Ishii for first Big League hit.

2002: Named a Southern League mid- and post-season All-Star, spending the campaign with Carolina.

- Led the club in home runs...was the club's everyday SS and leadoff hitter.
- Compiled a 17-game hitting streak from 5/31-6/21...named the league's Hitter-of-the-Week for the week of 6/7-13.
- Missed last three weeks of action due to a fractured left hand.
- Played for Mesa during the Arizona Fall League.

2001: Began the season on the DL following left hand surgery, splitting the remainder of the campaign between Single-A Asheville and Double-A Salem.

- Reinstated on 5/1 and made 74 appearances at SS for Asheville before being promoted to Salem on 7/23.
- Made all 38 defensive appearances at SS with Salem...hit .256 and swiped 25 bases in 112 total games.

2000: Made his professional debut with the Rockies organization after signing as a 10th-round selection in the First-Year Player Draft

- Made his professional debut with Portland in the Northwest League.
- Ranked fourth in the league in triples and hit safely in 33 of his 45 games with Portland.
- Promoted to Asheville on 8/9 and spent final month of the season with the Tourists.

PERSONAL

Clint Harold Barmes (pronounced "BAR-miss")...he and his wife, Summer, have two children, one son, Wyatt, and a daughter, Whitney...is a 1997 graduate of Lincoln High School in Vincennes, IN...played one season of baseball (2000) for Indiana State University after transferring from Olney Central Community College in Illinois... named the 2000 Newcomer-of-the-Year in the Missouri Valley Conference and its first-team all-conference shortstop...led the conference in runs (60), triples (7) and total bases (146) in 2000...compiled a school record-tying 30-game hitting streak, which was the third-longest in Division 1-A that year...played Little League and American Legion baseball and at age 12, faced Jimmy Rollins in the Bambino World Series in Pueblo, CO...given the Colorado Rockies "Good Guy" award by the local chapter of the BBWAA in 2008 for his professionalism and cooperation in working with the media... originally signed by Rockies scout Ty Coslow.



CLINT BARMES' CAREER BATTING RECORD

YR	CLUB	AVG	G	AB	R	H	2B	3B	HR	RBI	SH	SF	HP	BB	SO	SB	CS	OBP	SLG	E
2000	Portland (A)	.282	45	181	37	51	6	4	2	16	0	1	5	18	28	12	9	.361	.392	12
	Asheville (A)	.173	19	81	11	14	4	0	0	4	2	1	1	10	13	4	1	.269	.222	2
2001	Asheville (A)	.260	74	285	40	74	14	1	5	24	3	3	7	17	37	21	7	.314	.368	22
	Salem (A)	.248	38	121	17	30	3	3	0	9	2	0	4	15	20	4	1	.350	.322	13
2002	Carolina (AA)	.272	103	438	62	119	23	2	15	60	2	5	9	31	72	15	11	.329	.436	33
2003	Colorado Springs (AAA)	.276	136	493	63	136	35+	1	7	54	4	5	9	22	63	12	7	.316	.394	1
	COLORADO	.320	12	25	2	8	2	0	0	2	0	1	2	0	10	0	0	.357	.400	2
2004	Colorado Springs (AAA)	.328	125	533	104	175*	42	2	16	51	9	4	15	28	61	20	8	.376	.505	20
	COLORADO	.282	20	71	14	20	3	1	2	10	2	0	1	3	10	0	1	.320	.437	2
2005	COLORADO	.289	81	350	55	101	19	1	10	46	4	1	6	16	36	6	4	.330	.434	17
	Tulsa (AA)@	.324	8	34	6	11	1	0	0	0	0	0	0	1	3	1	0	.343	.353	1
2006	COLORADO	.220	131	478	57	105	26	4	7	56	19	7	9	22	72	5	4	.264	.335	18
2007	Colorado Springs (AAA)	.299	108	428	68	128	20	6	11	44	4	1	22	22	52	8	6	.364	.451	9
	COLORADO	.216	27	37	5	8	3	0	0	1	1	0	0	1	13	0	0	.237	.297	2
2008	COLORADO	.290	107	393	47	114	25	6	11	44	4	1	2	17	69	13	4	.322	.468	10
	Colorado Springs (AAA)@	.278	5	18	2	5	0	0	0	3	0	0	1	1	1	0	0	.350	.278	1
2009	COLORADO	.245	154	550	69	135	32	3	23	76	6	7	10	31	121	12	10	.294	.440	13
2010	COLORADO	.235	133	387	43	91	21	0	8	50	2	3	5	35	66	3	2	.305	.351	10
2011	Oklahoma City (AAA)@	.333	2	6	2	2	1	0	0	1	0	0	0	1	0	0	0	.429	.500	0
	Corpus Christi (AA)@	.444	2	9	2	4	0	0	0	2	0	0	0	1	1	0	0	.500	.444	1
	HOUSTON	.244	123	446	47	109	27	0	12	39	2	2	7	38	88	3	1	.312	.386	12
2012	PITTSBURGH	.229	144	455	34	104	16	1	8	45	8	2	8	20	106	0	2	.272	.321	16
2013	PITTSBURGH	.211	108	304	22	64	15	0	5	23	9	1	2	14	70	0	0	.249	.309	13
2014	PITTSBURGH	.245	48	102	15	25	5	0	0	7	0	1	4	9	18	1	1	.328	.294	2
	Altoona (AA)@	.333	2	6	0	2	0	0	0	0	0	0	0	0	0	0	0	.333	.333	0
	Indianapolis (AAA)@	.158	5	19	3	3	0	0	1	2	0	1	0	1	1	0	0	.190	.316	0
Major League Totals		.246	1088	3598	410	884	194	16	86	399	57	26	56	206	679	43	29	.295	.380	117
Minor League Totals		.284	672	2652	417	754	149	19	57	270	26	21	73	168	352	97	50	.341	.419	115

*Led league +Tied for league lead @Rehab assignment

WILD CARD GAME RECORD

YR	CLUB	AVG	G	AB	R	H	2B	3B	HR	RBI	SH	SF	HP	BB	SO	SB	CS	OBP	SLG	E
2013	PIT vs. CIN	.250	1	4	0	1	0	0	0	0	0	0	0	0	0	0	0	.250	.250	0

DIVISION SERIES RECORD

YR	CLUB	AVG	G	AB	R	H	2B	3B	HR	RBI	SH	SF	HP	BB	SO	SB	CS	OBP	SLG	E
2009	COL vs. PHI	.000	4	14	0	0	0	0	0	0	1	0	0	0	2	0	0	.000	.000	1
2013	PIT vs. STL	.286	5	7	0	2	0	0	0	0	0	0	0	0	1	0	0	.286	.286	1
Division Series Totals		.095	9	21	0	2	0	0	0	0	1	0	0	0	3	0	0	.095	.095	2

CAREER FIELDING

POSITION	PCT.	G	PO	A	E	TC	DP
Shortstop	.971	730	941	2089	91	3121	442
Second Base	.983	320	527	851	24	1402	192
Third Base	.933	17	2	12	1	15	2
Outfield	.833	6	5	0	1	6	0
First Base	1.000	3	5	0	0	5	0
Career Total	.974	1054	1482	2952	117	4551	636

SINGLE-GAME HIGHS

HITTING STREAK.....	14 games, June 23 - July 7, 2010
HITS.....	4, eight times, last June 19, 2014 vs. Cincinnati
DOUBLES.....	3, June 1, 2005 vs. St. Louis
RBI.....	5, May 13, 2005 vs. Arizona
RUNS SCORED.....	4, September 24, 2008 at San Francisco
WALKS.....	2, 18 times, last July 22, 2013 at Washington
STRIKEOUTS.....	4, twice, last July 22, 2010 at Florida

HOME RUNS

CAREER MULTI-HOME RUN GAMES (2)...	April 15, 2005 vs. San Francisco
	May 13, 2005 vs. Arizona
CAREER GRAND SLAMS (1).....	August 12, 2012 vs. San Diego (Ross Ohlendorf)
CAREER PINCH-HIT (1).....	April 24, 2009 vs. Los Angeles-NL (Hung-Chih Kuo)
CAREER INSIDE-THE-PARK (1).....	May 8, 2005 at Florida (Al Leiter)
CAREER WALK-OFFS (1).....	April 4, 2005 vs. San Diego (Trevor Hoffman)

CAREER TRANSACTIONS

2000.....	Signed by the Colorado Rockies as a 10th-round selection in the First-Year Player Draft.
2010.....	Acquired by the Houston Astros in exchange for RHP Felipe Paulino, November 18.
2011.....	Signed by the Pittsburgh Pirates as a free agent, November 21.
2013.....	Signed by the Pittsburgh Pirates as a free agent, December 13.
2014.....	Signed by the San Diego Padres as a free agent, December 5.



JOAQUIN BENOIT

RIGHT-HANDED PITCHER

53

BENOIT

BATS/THROWS: R/R
OPENING DAY AGE: 37

HEIGHT/WEIGHT: 6-4/250
SERVICE TIME: 12.040

BORN: July 26, 1977 in Santiago, Dominican Republic

RESIDENCE: Santiago, Dominican Republic

ACQUIRED: Signed as a Major League free agent: December 28, 2013

CONTRACT STATUS: Signed through 2015 (vesting option for 2016)

CAREER

2014: Posted the second-lowest ERA of his career with a 1.49 ERA (9 ER, 54.1 IP) over 53 relief outings in his first season with the Padres, the seventh-best ERA among Major League relief pitchers and second-best in the National League.

- His 1.49 ERA was the fourth-best by a reliever in Padres franchise history, trailing only Cla Meredith in 2006 (1.07), Bob Miller in 1971 (1.41) and Trevor Hoffman in 1998 (1.48).
- Held opponents to a .151/.212/.247 (28-for-186) line, fourth-best opponents average and second-best opponents OBP among Major League relievers...his opponents average was second-best in franchise history (Tim Worrell, 1996, .137), while his opponent OBP was third-best (Mike Adams, 2011, .197 and Cla Meredith, 2006, .207).
- Recorded 11 saves in 12 opportunities (91.7%), fourth-best save percentage in the National League among closers with at least 10 save opps...having also recorded 16 holds, was one of three Major League pitchers to record 10-or-more saves and 15-or-more holds, joining Drew Storen-WSH (11 saves, 20 holds) and Joe Smith-LAA (15 saves, 18 holds)...first pitcher in Padres franchise history to record 15-or-more holds and 10-or-more saves in the same season.
- Worked scoreless ball in 47 of his 53 outings...had 19-straight outings and 19.0 scoreless innings pitched from 5/13-7/5, the second-longest scoreless innings streak by a Padres pitcher in 2014 (Nick Vincent, 23.1 IP, 7/23-9/12).
- Posted a 0.57 ERA (1 ER, 15.2 IP) in 15 second-half appearances, third-best among Major League relievers and second-best in the National League...held opponents to a .113 average in the second half, the third-best mark among Major League relievers and the second-best in the National League, trailing only Aroldis Chapman-CIN (.107).
- Posted a 3-1 record with six saves in seven opportunities with a 0.84 ERA (6 ER, 16.2 IP) in 31 home appearances and a 1-1 record with five saves in five opportunities with a 2.42 ERA (6 ER, 22.1 IP) in 22 road outings...among pitchers with at least 30.0 IP at home, his 0.84 ERA at Petco Park was the third-best mark in franchise history, behind only the 0.50 mark posted by Donne Wall in 1998 and the 0.65 mark from Luke Gregerson in 2009.

QUICK HIT

- **First MLB Win:** May 9, 2002 vs. Chicago-AL
- **First MLB Save:** September 3, 2002 at Baltimore

2013: Posted a 2.01 ERA (15 ER, 67.0 IP) with a career-high 24 saves in 26 chances over 66 games for the Tigers.

- Ranked ninth among all qualifying American League relievers in ERA, fifth in save percentage (92.3, 24 SV/26 SVO) and 10th with a .197 (47-for-238) opponent batting average.
- Successful on each of his first 22 save opportunities from 4/17 - 9/19...seventh-longest saves streak in the Majors in 2013 and third-longest among all American League relievers.
- Posted a 1.06 ERA (4 ER, 34.0 IP) in 31 appearances on the road while going 4-1 with 11 saves in 11 chances and a 3.00 ERA (11 ER, 33.0 IP) in 35 appearances at home.
- In 38 appearances before the All-Star break, went 2-0 with eight saves in eight chances, a 1.64 ERA (7 ER, 38.1 IP) and 50 strikeouts against 12 walks.
- Over his 43 appearances during night games, went 2-0 with 17 saves in 19 chances, a 0.63 ERA (3 ER, 43.0 IP) and 46 strikeouts against nine walks...in his 23 outings during day games, was 2-1 with seven saves in seven chances, a 4.50 ERA (12 ER, 24.0 IP) and 27 strikeouts against 23 hits.

2012: Appeared in a career-high 73 games, tied for seventh-most in the American League.

- Finished tied for sixth among all American League relievers with 84 strikeouts and tied for ninth with five wins.
- Compiled a 1.26 ERA (2 ER, 14.1 IP) and 13 strikeouts in 13 appearances during June.
- Matched a career-high with a four-game winning streak from 8/17 - 9/27.
- Posted a 5-2 record and 2.70 ERA (13 ER, 43.1 IP) in 42 outings at home...compiled a 0-1 record and 5.20 ERA (16 ER, 27.2 IP) in 31 appearances on the road.
- Finished 1-1 with a 2.25 ERA (10 ER, 40.0 IP) in 40 appearances prior to the All-Star break...went 4-2 with a 5.52 ERA (19 ER, 31.0 IP) in 33 outings following the All-Star break.

2011: In his first season with Detroit, appeared in 66 games serving as the club's set-up man.

- Compiled a 3-0 record, 1.36 ERA (7 ER, 46.1 IP), two saves and 52 strikeouts over his final 50 outings of the season from 5/20 - 9/27...limited opponents to a .168 (26-for-155) batting average during that stretch.
- Did not allow a run over his final 22 outings from 8/3 - 9/27, fanning 28 batters in 22.0 scoreless innings.
- Posted a 1.17 ERA (1 ER, 7.2 IP) in nine appearances during July.
- Compiled a 2-0 record and 1.80 ERA (3 ER, 15.0 IP) in 14 outings during August.
- Held right-handed hitters to a .184 (19-for-103) batting average...lefties hit .248 (28-for-113) against him.
- Recorded a 3.55 ERA (13 ER, 33.0 IP) in 36 appearances at home...compiled a 2.25 ERA (7 ER, 28.0 IP) in 30 outings on the road.
- Posted a 2-3 record and 4.24 ERA (16 ER, 34.0 IP) in 39 appearances prior to the All-Star break...finished 2-0 with a 1.33 ERA (4 ER, 27.0 IP) in 27 appearances following the All-Star break.



2010: Led all American League relievers with a 1.34 ERA after signing with the Tampa Bay Rays as a minor league free agent on 2/15/10.

- Led all AL relievers with a .147 opponent batting average, 4.48 hits per nine innings and 6.12 baserunners per nine innings...finished second with a 1.64 walks per nine innings and 6.82 strikeouts per walk...finished third with a ratio of 11.19 strikeouts per nine innings and fifth with 75 strikeouts.
- Assigned to Triple-A Durham to begin the season...appeared in eight games before having his contract purchased by Tampa Bay on 4/29.
- Did not allow a run in his first 13 outings with Tampa Bay from 4/29 - 6/5, fanning 16 batters in 12.0 scoreless innings.
- Posted a 0.65 ERA (2 ER, 27.2 IP) in 29 outings prior to the All-Star break...compiled a 1.93 ERA (7 ER, 32.2 IP) in 34 appearances following the All-Star break.

2009: Missed the entire season after undergoing surgery to repair a torn right rotator cuff on 1/27, performed by Dr. Timothy Kremcheck in Cincinnati, OH.

2008: Appeared in 44 games for the Texas Rangers.

- Compiled a 2.20 ERA (4 ER, 16.1 IP) in 15 outings during May.
- Sidelined 7/3 - 8/6 with right shoulder inflammation.
- Assigned to Double-A Frisco for an injury rehabilitation assignment on 7/25...appeared in three games with Frisco before his rehab assignment was transferred to Triple-A Oklahoma on 8/2...saw action in two games with Oklahoma before his injury rehabilitation assignment was recalled by Texas on 8/6.
- Posted a 5.60 ERA (22 ER, 35.1 IP) in 34 outings prior to the All-Star break...compiled a 2.79 ERA (3 ER, 9.2 IP) in 10 appearances following the All-Star break.

2007: Named the Rangers Pitcher of the Year by the local chapter of the BBWAA after establishing a career-high with 70 appearances for Texas, posting a 2.85 ERA.

- Finished second among all American League relievers with 87 strikeouts...finished tied for second with seven wins and finished third with 82.0 innings pitched.
- Posted a 1.23 ERA (2 ER, 14.2 IP) in 13 outings during May.
- Established a career-high with a four-game winning streak from 7/25 - 8/25.
- Did not allow a run in 13 appearances during August, fanning 22 batters in 16.0 scoreless innings.
- Limited left-handed batters to a .172 (23-for-134) batting average...righties hit .268 (45-for-168) against him.
- Compiled a 3.13 ERA (16 ER, 46.0 IP) in 39 outings prior to the All-Star break...posted a 2.50 ERA (10 ER, 36.0 IP) in 31 appearances following the All-Star break.

2006: In his first full season as a reliever, finished seventh among American League relievers with 79.2 innings pitched and 85 strikeouts.

- Compiled a 2.20 ERA (4 ER, 16.1 IP) over a 16-outing stretch from 4/5 - 5/10.
- Limited left-handed batters to a .191 (22-for-115) batting average...right-handers hit .245 (46-for-188) against him.

2005: Opened the season on Texas' disabled list with right shoulder tendinitis, being sidelined until 5/2.

- Saw action in three games with Oklahoma during an injury rehabilitation assignment 4/25 - 5/2.
- Worked both as a starter and reliever during the season with Texas...finished 2-4 with a 5.96 ERA (30 ER, 45.1 IP) in nine starts, while going 2-0 with a 1.30 ERA (6 ER, 41.2 IP) in 23 relief outings.
- Sidelined 6/9-28 with right elbow tendinitis...appeared in one game with the Arizona League Rangers during a rehabilitation assignment.
- Posted a 1.88 ERA (3 ER, 14.1 IP) in 11 outings during September.
- Compiled a 0.83 ERA (2 ER, 21.2 IP) in 10 outings prior to the All-Star break...posted a 4.68 ERA (34 ER, 65.1 IP) in 22 appearances (nine starts) following the All-Star break.

2004: Made his first career Opening Day roster with Texas...split the season between the rotation and bullpen.

- Finished 3-5 with a 6.33 ERA (53 ER, 75.1 IP) in 15 starts...posted a 3.90 ERA (12 ER, 27.2 IP) in 13 relief outings.
- Sidelined from 8/23 - 9/7 with right shoulder tendinitis...appeared in one game with Frisco as part of a rehab assignment.
- Compiled a 2.03 ERA (3 ER, 13.1 IP) in five outings (two starts) during September.
- Limited left-handed hitters to a .249 (52-for-209) batting average...right-handers hit .311 (61-for-196) against him.

2003: Began the season with Triple-A Oklahoma before being called up by Texas on 5/2 and spending the remainder of the season with the Rangers.

- Sidelined 6/1-22 with right elbow inflammation...started one game with Oklahoma during a rehab assignment.
- Limited left-handed hitters to a .222 (47-for-212) batting average...righties hit .272 (52-for-191) against him.

2002: Appeared in 17 games (13 starts) during five separate stints with Texas.

- Assigned to Oklahoma to begin the season...led all Pacific Coast League starters with a .204 batting average against, while finishing second with 9.40 strikeouts per nine innings and fifth with 10.76 baserunners per nine innings.
- Recalled by Texas...earned his first Major League win that day vs. CWS before being optioned back to Oklahoma on 5/11.
- Recalled by Texas from Oklahoma on 6/4...made one relief appearance for the Rangers before being optioned to Oklahoma on 6/8.
- Named the Pacific Coast League Pitcher of the Week for 6/10-16.
- Recalled by Texas to start the first game of a doubleheader on 6/24 vs. LAA...optioned back to Triple-A following the game.
- Recalled for a fourth stint by Texas on 7/15...started that night for the Rangers at KC before he being optioned back to Oklahoma on 7/16.
- Recalled for a fifth and final time by Texas on 7/29.

2001: Spent the majority of the season with Triple-A Oklahoma while also making his Major League debut with one start for Texas.

- Ranked second among all Pacific Coast League starters with 9.76 strikeouts per nine innings with Oklahoma.
- Recalled by Texas from Oklahoma on 8/8...made his Major League debut that evening vs. DET, starting against Nate Cornejo...both Benoit and Cornejo were making their Major League debuts, marking the first time two pitchers started against each other in their debuts since 8/21/90 when Minnesota's Paul Abbott faced Kansas City's Jim Campbell...optioned back to Oklahoma for the remainder of the season on 8/9.
- Named the Pacific Coast League Pitcher of the Week for 8/27 - 9/3.
- Fanned a season-high 12 batters as he fired a three-hit shutout on 9/3 vs. Memphis.
- Named the seventh-best prospect in the Rangers organization and 15th-best prospect in the Pacific Coast League following the season by *Baseball America*.

2000: Limited to 16 starts with Double-A Tulsa after being sidelined for two months with a right shoulder injury.

- Named the fifth-best prospect in the Rangers organization following the season by *Baseball America*.
- Saw action in eight games with Grand Canyon in the Arizona Fall League following the season, posting a 2-2 record and 1.91 ERA (7 ER, 33.0 IP).

1999: Spent the entire season with Single-A Charlotte, tying for the staff lead with 22 starts and finishing second with 83 strikeouts.

1998: Limited to 15 starts with Single-A Savannah due to two separate stints on the disabled list.

- Sidelined 6/1-7/20 with a tender right elbow.
- Landed on the disabled list for the remainder of the season on 8/5 with right shoulder tightness.

1997: Started 10 games for the Gulf Coast League Rangers.

- Fanned seven batters in eight scoreless innings to earn the win in his only start during the Gulf Coast League playoffs.
- Named the sixth-best prospect in the Rangers organization and eighth-best prospect in the Gulf Coast League following the season by *Baseball America*.

1996: Made his professional debut with the Dominican Summer League Rangers after signing with Texas as a non-drafted free agent on 5/20.

PERSONAL

Joaquin Antonio Benoit...has a daughter, Jacklyn...won the 2010 Tony Conigliaro Award, an honor presented each year to a Major League player who has overcome adversity through the attributes of spirit, determination and courage...signed by Rangers' scouts Omar Minaya and Cornelio Pena.

JOAQUIN BENOIT'S CAREER PITCHING RECORD

YR	CLUB	W-L	ERA	G	GS	CG	SHO	SV	IP	H	R	ER	HR	HB	BB	SO	WP	BK	AVG
1997	GCL Rangers (R)	3-3	2.05	10	10	1	0	0	44.0	40	14	10	0	1	11	38	1	0	.244
1998	Savannah (A)	4-3	3.83	15	15	1	0	0	80.0	79	41	34	8	3	18	68	3	1	.252
1999	Charlotte (A)	7-4	5.31	22	22	0	0	0	105.0	117	67	62	5	11	50	83	3	2	.284
2000	Tulsa (AA)	4-4	3.83	16	16	0	0	0	82.1	73	40	35	6	4	30	72	6	0	.237
2001	Tulsa (AA)	1-0	3.32	4	4	0	0	0	21.2	23	8	8	1	1	6	23	2	0	.264
	Oklahoma (AAA)	9-5	4.19	24	24	1	1	0	131.0	113	63	61	14	4	73	142	7	0	.234
	TEXAS	0-0	10.80	1	1	0	0	0	5.0	8	6	6	3	0	3	4	0	0	.364
2002	Oklahoma (AAA)	8-4	3.56	16	16	0	0	0	98.2	74	42	39	8	7	37	103	6	0	.204
	TEXAS	4-5	5.31	17	13	0	0	1	84.2	91	51	50	6	5	58	59	7	0	.272
	Charlotte (A)	0-0	0.00	1	1	0	0	0	5.0	1	0	0	0	0	3	8	0	0	.059
2003	Oklahoma (AAA)@	2-1	3.82	6	6	0	0	0	33.0	28	17	14	3	2	11	31	1	0	.231
	TEXAS	8-5	5.49	25	17	0	0	0	105.0	99	67	64	23	3	51	87	3	1	.246
2004	TEXAS	3-5	5.68	28	15	0	0	0	103.0	113	67	65	19	8	31	95	3	0	.279
	Frisco (AA)@	0-0	0.00	1	1	0	0	0	2.0	0	0	0	0	0	0	6	0	0	.000
2005	Oklahoma (AAA)@	0-1	5.40	3	1	0	0	0	5.0	4	3	3	1	1	4	2	1	0	.235
	TEXAS	4-4	3.72	32	9	0	0	0	87.0	69	39	36	9	2	38	78	1	0	.212
	AZL Rangers@	0-0	0.00	1	1	0	0	0	2.0	0	0	0	0	0	1	4	0	0	.000
2006	TEXAS	1-1	4.86	56	0	0	0	0	79.2	68	49	43	5	3	38	85	3	0	.224
2007	TEXAS	7-4	2.85	70	0	0	0	6	82.0	68	28	26	6	2	28	87	3	0	.225
2008	TEXAS	3-2	5.00	44	0	0	0	1	45.0	40	28	25	6	0	35	43	3	0	.233
	Frisco (AA)@	0-0	16.20	3	1	0	0	0	1.2	4	3	3	0	1	4	2	2	0	.500
	Oklahoma (AAA)@	1-0	0.00	2	0	0	0	0	3.0	1	0	0	0	0	0	3	0	0	.111
2009	Injured - Did not pitch																		
2010	Durham (AAA)	0-1	2.79	8	0	0	0	2	9.2	8	3	3	2	0	3	17	0	0	.216
	TAMPA BAY	1-2	1.34	63	0	0	0	1	60.1	30	10	9	6	0	11	75	1	0	.147
2011	DETROIT	4-3	2.95	66	0	0	0	2	61.0	47	22	20	5	2	17	63	3	0	.218
2012	DETROIT	5-3	3.68	73	0	0	0	2	71.0	59	31	29	14	1	22	84	2	0	.228
2013	DETROIT	4-1	2.01	66	0	0	0	24	67.0	47	15	15	5	1	22	73	2	0	.197
2014	SAN DIEGO	4-2	1.49	53	0	0	0	11	54.1	28	10	9	3	1	14	64	3	1	.151
Major League Totals		48-37	3.95	594	55	0	0	48	905.0	767	423	397	110	28	368	897	34	2	.228
Minor League Totals		39-26	3.92	132	118	3	1	2	624.0	565	301	272	48	35	251	602	32	3	.240

*Led league +Tied for league lead @Rehab assignment



PLAYERS

DIVISION SERIES RECORD																			
YR	CLUB	W-L	ERA	G	GS	CG	SHO	SV	IP	H	R	ER	HR	HB	BB	SO	WP	BK	AVG
2010	TB vs. TEX	1-0	0.00	3	0	0	0	0	3.2	0	0	0	0	0	0	3	0	0	.000
2011	DET vs. NYY	0-0	2.45	2	0	0	0	0	3.2	4	1	1	1	0	1	6	0	0	.267
2012	DET vs. OAK	0-0	6.00	3	0	0	0	0	3.0	4	2	2	1	0	1	2	1	0	.308
2013	DET vs. OAK	0-0	5.40	3	0	0	0	2	3.1	3	2	2	0	1	1	6	0	0	.231
Division Series Totals		1-0	3.29	11	0	0	0	2	13.2	11	5	5	2	1	3	17	1	0	.212

CHAMPIONSHIP SERIES RECORD																			
YR	CLUB	W-L	ERA	G	GS	CG	SHO	SV	IP	H	R	ER	HR	HB	BB	SO	WP	BK	AVG
2011	DET vs. TEX	0-0	0.00	3	0	0	0	0	4.0	0	0	0	0	0	2	3	0	0	.000
2012	DET vs. NYY	0-0	0.00	1	0	0	0	0	0.2	1	0	0	0	0	0	0	0	0	.333
2013	DET vs. BOS	0-0	7.71	3	0	0	0	1	2.1	4	2	2	1	0	0	4	0	0	.364
LCS Totals		0-0	2.57	7	0	0	0	1	7.0	5	2	2	1	0	2	7	0	0	.208

WORLD SERIES RECORD																			
YR	CLUB	W-L	ERA	G	GS	CG	SHO	SV	IP	H	R	ER	HR	HB	BB	SO	WP	BK	AVG
2012	DET vs. SF	0-0	0.00	2	0	0	0	0	1.2	1	0	0	0	0	0	3	1	0	.167

2014 AND CAREER BATTING RECORD																			
YR	CLUB	AVG	G	AB	R	H	2B	3B	HR	RBI	SH	SF	HP	BB	SO	SB	CS	OBP	SLG
2014	SAN DIEGO	---	0	0	0	0	0	0	0	0	0	0	0	0	0	0	0	---	---
Major League Totals		.000	80	9	1	0	0	0	0	0	0	0	0	4	0	0	.000	.000	

CAREER FIELDING							
POSITION	PCT.	G	PO	A	E	TC	DP
Pitcher	.983	594	43	76	2	121	5

SINGLE-GAME HIGHS	
INNINGS PITCHED.....	7.1 IP, August 7, 2002 at Detroit
LOW-HIT COMPLETE GAME.....	None
STRIKEOUTS.....	8, twice, last June 22, 2003 vs. Houston
MOST HITS ALLOWED.....	9, three times, last August 30, 2005 vs. Chicago (AL)
MOST RUNS ALLOWED.....	8, September 29, 2002 vs. Oakland
MOST WALKS ALLOWED.....	7, July 15, 2002 at Kansas City
MOST HOME RUNS ALLOWED.....	4, July 20, 2005 vs. New York (AL)
CAREER WINNING STREAK.....	Eight games, August 17, 2012 - August 29, 2013
CAREER 10-STRIKEOUT GAMES.....	None
CAREER HOME RUNS HIT.....	None

CAREER TRANSACTIONS	
1996.....	Signed by the Texas Rangers as a non-drafted free agent, May 20.
2010.....	Signed by the Tampa Bay Rays as a minor league free agent, February 15.
2010.....	Signed by the Detroit Tigers as a Major League free agent, November 19.
2013.....	Signed by the San Diego Padres as a free agent, December 28.



LEONEL CAMPOS

RIGHT-HANDED PITCHER

57

CAMPOS

BATS/THROWS: R/R

OPENING DAY AGE: 27

BORN: July 17, 1987 in Valera, Venezuela

RESIDENCE: Valera, Venezuela

ACQUIRED: Signed as a non-drafted free agent: December 21, 2010

CONTRACT STATUS: Signed through 2015

HEIGHT/WEIGHT: 6-2/200

SERVICE TIME: 0.028

CAREER

2014: Spent the majority of the season with Double-A San Antonio, also seeing time with Triple-A El Paso before making his Major League debut with the Padres in September.

- Selected from San Antonio on 9/1...Major League debut on 9/3 vs. ARI...worked scoreless ball in four of his six appearances.
- Fanned four hitters in 1.1 innings on 9/8 at LAD, becoming the eighth reliever in franchise history and first since Luke Gregerson on 6/23/10 at TB to record four strikeouts in 1.1-or-fewer innings...fourth rookie in Padres franchise history to accomplish this feat, joining Gregerson on 10/4/09 vs. SF, Tim Lincecum on 9/3/93 at ATL and Bill Laxton on 6/23/74 at HOU.
- In 31 games, 14 starts, for the Missions, went 2-7 with a 5.60 ERA (45 ER, 72.1 IP) and 95 strikeouts against 38 walks...in his 17 relief outings for San Antonio, posted a 3.65 ERA (10 ER, 24.2 IP) with 33 strikeouts vs. eight walks.
- Opened the season with Triple-A El Paso, where he made 11 relief appearances, pitching to an 0-0 record with a 11.70 ERA (13 ER, 10.0 IP) with 13 strikeouts against 13 walks while limiting the opposition to a .408 batting average...was transferred to Double-A on 5/2.

2013: In his first full professional season, began the year at Single-A Fort Wayne and appeared in 55 games total between Fort Wayne and Double-A San Antonio...struck out 106 in 67.0 combined innings.

- Over 28 relief appearances for the TinCaps, went 2-1 with five saves, a 2.23 ERA (9 ER, 36.1 IP), 63 strikeouts against 22 walks and a .150 (19-for-127) opponent average...recorded a strikeout per 9.0 IP ratio of 15.6 (36.1 IP, 63 SO).
- Promoted to Double-A San Antonio on 6/27, replacing the remainder of the season with the Missions...posted a 0.88 ERA (3 ER, 30.2 IP) with San Antonio to go with 43 strikeouts against 16 walks.

2012: Missed the entire season after undergoing Tommy John surgery on his right elbow in October of 2011.

2011: Missed majority of his first professional season with a right elbow strain after making one start for Eugene.

2010: Made four relief appearances in the Venezuelan Winter League from 12/11-30, signing with the Padres as a non-drafted free agent on 12/21.

PERSONAL

Leonel Enrique Campos...name is pronounced "lie-oh-NELL/ CAHM-pose"...prior to joining the Padres, was a professional soccer player in his native Venezuela...signed by Padres' scout Yfrain Linares.

LEONEL CAMPOS' CAREER PITCHING RECORD

YR	CLUB	W-L	ERA	G	GS	CG	SHO	SV	IP	H	R	ER	HR	HB	BB	SO	WP	BK	AVG
2011	Eugene (A)	0-0	18.00	1	1	0	0	0	2.0	5	4	4	1	0	0	4	0	0	.455
2012									Injured - Did not pitch										
2013	Fort Wayne (A)	2-1	2.23	28	0	0	0	5	36.1	19	9	9	2	1	22	63	7	0	.150
	San Antonio (AA)	1-0	0.88	26	0	0	0	2	30.2	14	5	3	0	0	16	43	3	0	.137
2014	El Paso (AAA)	0-0	11.70	11	0	0	0	0	10.0	20	15	13	2	0	13	13	4	0	.408
	San Antonio (AA)	2-7	5.60	31	14	0	0	1	72.1	69	46	45	6	3	38	95	9	2	.249
	SAN DIEGO	0-0	5.14	6	0	0	0	0	7.0	9	5	4	0	0	4	9	2	0	.310
	Major League Totals	0-0	5.14	6	0	0	0	0	7.0	9	5	4	0	0	4	9	2	0	.310
	Minor League Totals	5-8	4.40	97	15	0	0	8	151.1	127	79	74	11	4	89	218	23	2	.224

2014 AND CAREER BATTING RECORD

YR	CLUB	AVG	G	AB	R	H	2B	3B	HR	RBI	SH	SF	HP	BB	SO	SB	CS	OBP	SLG
2014	SAN DIEGO	---	0	0	0	0	0	0	0	0	0	0	0	0	0	0	0	---	---
	Major League Totals	---	6	0	0	0	0	0	0	0	0	0	0	0	0	0	0	---	---

CAREER FIELDING

POSITION	PCT.	G	PO	A	E	TC	DP
Pitcher	1.000	6	0	1	0	1	0

SINGLE-GAME HIGHS

INNINGS PITCHED.....1.2 IP, September 28, 2014 at San Francisco
 LOW-HIT COMPLETE GAME.....None
 STRIKEOUTS.....4, September 8, 2014 at Los Angeles (NL)
 MOST HITS ALLOWED.....4, September 6, 2014 at Colorado
 MOST RUNS ALLOWED.....3, September 13, 2014 at Arizona
 MOST WALKS ALLOWED.....2, September 8, 2014 at Los Angeles (NL)
 MOST HOME RUNS ALLOWED.....None
 CAREER WINNING STREAK.....None
 CAREER 10-STRIKEOUT GAMES.....None
 CAREER HOME RUNS HIT.....None

CAREER TRANSACTIONS

2010.....Signed by the San Diego Padres as a non-drafted free agent, December 21.

**ANDREW CASHNER****RIGHT-HANDED PITCHER****34****BATS/THROWS:** R/R**OPENING DAY AGE:** 28**BORN:** September 11, 1986 in Conroe, TX**RESIDENCE:** Montgomery, TX**ACQUIRED:** From CHI along with OF Kyung-Min Na in exchange for INF Anthony Rizzo and RHP Zach Cates: January 6, 2012**CONTRACT STATUS:** Signed through 2015**HEIGHT/WEIGHT:** 6-5/225**SERVICE TIME:** 4.126**CAREER****2014: Made 19 starts total, missing time with a pair of stints on the 15-day DL...went 5-7 with a 2.55 ERA (35 ER, 123.1 IP) on the year.**

- First DL stint from 5/17-6/7 with right elbow soreness (20 games) and the second from 6/23-8/23 with right shoulder soreness (51 games).
- Was the first starting pitcher in Padres franchise history and the first Major Leaguer since Joe Magrane-STL in 1988 to post an ERA of 2.55-or-better while having a winning percentage of .417-or-lower.
- His 2.55 ERA was the seventh-lowest in the National League among pitchers with 100.0-or-more innings...under that same criteria, his ERA was the lowest since Jake Peavy posted a 2.54 ERA (63 ER, 223.1 IP) during his Cy Young Award winning season of 2007.
- Made his first career Opening Night start on 3/30 vs. LAD... with just 32 career starts entering Opening Night, Cashner had the second-fewest career starts by an Opening Night pitcher in franchise history, behind only Pat Dobson, who had just 20 career starts before making the Opening Day start for the Padres in 1970.
- Ended the season with a streak of allowing two-or-fewer earned runs in 18 consecutive starts at Petco Park from 6/11/13 through the final home game of 2014, a franchise record...surpassed the previous record of 14 games by Randy Jones from 9/2/77 - 6/24/78...as of the end of the 2014 season, the streak is the second-longest active streak in Major League Baseball, trailing only Miami's Jose Fernandez who has done so in 20 consecutive games at Marlins Park.
- Threw his first of two complete-game shutouts on 4/11 vs. DET, allowing one hit with a career-high 11 strikeouts... having also thrown a complete-game, one-hit shutout on 9/16/13 at PIT, was the first Major League pitcher since Toronto's Dave Stieb in 1988-89 to record two one-hit, complete-game shutouts in a span of five starts (STATS, Inc.).
- Threw his second complete game shutout of the season and the third of his career on 9/15 vs. PHI.
- Having allowed just two hits in his CG SHO on 9/15 and one hit in each of his prior two shutouts, Cashner became the sixth Major League pitcher since 1969 to throw three-or-more complete game shutouts with two-or-fewer hits allowed within his first 50 career starts and the first since Orel Hershisier threw six from 7/14/84 - 7/23/85.
- Threw just 92 pitches in his CG SHO on 9/15, tied for the seventh-fewest pitches in a nine-inning, complete game effort in Padres franchise history, and the lowest total since Clay Hensley's 91 pitches on 5/14/06...his pitch total tied for the second-fewest in franchise history during a CG SHO, behind only Hensley's 91 pitches on 5/14/06.
- On 4/24 at WSH, came in to play LF in the 11th inning, his first career defensive appearance somewhere other than pitcher.
- Recorded his first career triple on 9/20 vs. SF off Yusmeiro Petit...having also tallied a bunt single and a walk that night, was the first Padres pitcher to reach base three-or-more times in a single game since Jon Garland did so on 9/14/10.
- Named National League Player of the Week for the week of 9/15 after he pitched to a 2-0 record with a 1.06 ERA (2 ER, 17.0 IP) with 14 strikeouts against two walks while holding opponents to a .109 average (6-for-55) over two starts.

QUICK HIT

- Was selected three times in the First-Year Player Draft before signing with the Cubs as the 19th overall pick in 2008:

2005 - Atlanta Braves (20th round)

2006 - Colorado Rockies (18th round)

2007 - Chicago Cubs (29th round)

2008 - Chicago Cubs (1st round)

- First MLB Win: July 20, 2010 vs. Houston

2013: Unanimously voted Clyde McCullough Pitcher of the Year by the San Diego chapter of the Baseball Writers Association of America in his first full Major League season.

- Set career-high in wins (10), starts (26), complete games (one), innings (175.0) and strikeouts (128)...led the Padres in ERA, ranked second in wins (10), innings (175.0) and strikeouts (128).
- Began the season in the bullpen, posting a 3.86 ERA (4 ER, 9.1 IP) with nine strikeouts in five relief appearances before moving to the rotation for good on 4/20 at SF.
- Was 10-9 with a 3.04 ERA (56 ER, 165.2 IP) with 119 strikeouts as a starter, including 19 quality starts.
- His 3.09 ERA was the fourth-lowest among qualified Padres starters since the club moved into Petco Park in 2004, trailing Jake Peavy (2.88 in 2005 and 2.54 in 2007) and Mat Latos (2.92 in 2010).
- Was 5-4 with a 1.95 ERA (17 ER, 78.1 IP) with 52 strikeouts at Petco Park, the third lowest ERA by a Padres starter at home behind just Chris Young (1.69 in 2007) and Jake Peavy (1.74 in 2008).
- Tossed 19th individual one-hitter in Padres history, the 27th overall one-hitter for the 45-year-old franchise, on 9/16 at PIT... performance was named the Head & Shoulders Pitching Performance of the Month for September, as voted on by fans at MLB.com.
- Was the first Padres pitcher in history to face just 27 men in a nine-inning complete game...14th Padres pitcher to record a one-hit shutout and just the third to do it without issuing a walk, joining Jimmy Jones (9/21/86 at HOU) and Mat Latos (5/13/10 at SF).
- According to ELIAS, on 9/16, he retired his first 18 batters faced, becoming the third Padres pitcher in the last 27 years to retire the first 18-or-more batters, joining Kevin Brown (9/10/98 vs. LAD, perfect through 18 batters) and Chris Young (9/7/08 at MIL, perfect through 23 batters).
- Posted a 2.14 ERA (18 ER, 75.2 IP) in the second half, the sixth-best ERA in the National League and tied for seventh in the Majors...his .194 opponent average ranked sixth in the Majors (min. 50 IP).

Cashner continued:

- Was 2-1 with a 0.76 ERA (2 ER, 23.2 IP) with 21 strikeouts in three September starts, tied for lowest September ERA in the Majors (min. 20 IP) with Seattle's Hisashi Iwakuma...was the second-best ERA in any month by a Padres starter who made at least three starts (Dave Dravecky, April 1986, 0.75 ERA in five starts).
- Limited right-handed hitters to a .217 (72-for-332) batting average, 13th-best in the National League.
- Set Padres record for most assists by a pitcher in a nine-inning game with seven on 6/23 against the Dodgers.
- Posted a 1.70 ERA (12 ER, 63.2 IP) with 50 strikeouts from the start of August through the end of the season, the second-best ERA in the Majors (min. 60.0 IP) during that stretch to the Dodgers' Zack Greinke (1.49).
- Hit his first career home run on 7/27 against Arizona's Josh Collmenter, a solo shot in the sixth inning at Chase Field.
- Finished the season by not allowing an earned run over his final 16.0 innings over his last two starts...allowed just three earned runs over his final five starts from 8/25-9/22, going 2-1 with a 0.72 ERA (3 ER, 37.2 IP) in that stretch.
- Collected a hit, stolen base and a run scored on 4/26 against SF...first pitcher to hit that trifecta in his first win as a starter since Bart Johnson had a hit, stolen base and run scored in his first win in the Major Leagues for the White Sox on 9/16/69 (ELIAS)...only four Padres pitchers have collected a run, hit and stolen base in a game: Greg Maddux (7/23/07 vs. COL), Adam Eaton (6/6/04 vs. MIL & 7/21/00 vs. COL) and Doug Brocail (7/11/93 vs. MON).
- His .231 average at the plate was the second-best among qualifying pitchers in the Majors to the Dodgers' Zack Greinke (.328).
- Recorded four bunt singles, the most in the Majors among pitchers since Omar Daal recorded five in 1999 for Arizona...second-most ever by a Padres pitcher, trailing Kevin Brown's five in 1998, while tying Brown among all Padres pitchers with six infield hits.

2012: In his first season with the Padres, began the year in the bullpen making 27 relief appearances, before transitioning into the rotation with five starts for San Diego...season cut short due to a stint on the disabled list.

- Over his first 27 outings, all in relief, from 4/6-6/5, went 3-3 with a 3.81 ERA (11 ER, 26.0 IP) and 29 strikeouts against 16 walks.
- Made his first start for the Padres on 6/9 at MIL, working 2.1 innings...optioned to Double-A San Antonio following the start...went 2-0 with a 1.88 ERA (3 ER, 14.1 IP) and 22 strikeouts against just three walks in three starts for San Antonio.
- Recalled on 6/28 to make his first full-fledged start that day at HOU...took a no-hitter into the seventh before allowing the Astros first hit with one out in the seventh...finished with a then-career-high nine strikeouts that day over 6.1 innings.
- Made his next appearance with a start on 7/3 at ARI, leaving the game prior to the third inning...placed on the 15-day DL the following day 7/4 with a strained right lat muscle.
- Made three rehab starts for Triple-A Tucson from 8/21-31, posting a 3.00 ERA (3 ER, 9.0 IP), before being reinstated from the DL on 9/1.
- Made two starts in September before making his final appearance with a relief outing on the final day of the season, 10/3 at MIL.
- Held left-handers to a .197 (15-for-76) average for SD while right-handers hit at a .281 (27-for-96) mark on the year.

2011: Missed the majority of the season for the Cubs after suffering a rotator cuff strain in his right shoulder...placed on the 15-day DL on 4/8 (retro to 4/6) and transferred to the 60-day DL on 5/29.

- Made one appearance prior to injury, his first career start.
- Reinstated from the DL on 9/5 and worked six relief outings over the last month, tossing scoreless ball in five of his appearances.

2010: Pitched at Double-A Tennessee and Triple-A Iowa before having his contract selected by the Cubs and spending the remainder of the season in the big leagues.

- Made 53 relief appearances for CHI after working almost exclusively as a starter through his minor league career...held opponents scoreless in 36 of his outings.
- Selected from Iowa on 5/31 and made his Major League debut that day at PIT...began his big league career with an 8.1-scoreless innings streak from 5/31-6/20.
- Picked up his first win on 7/20 vs. HOU after 2.0 scoreless innings of relief.
- Combined between Tennessee and Iowa to go 6-1 with a 2.05 ERA (13 ER, 57.0 IP) in 11 games (nine starts)...named PCL Pitcher of the Week for 5/17-23 after going 2-0 and allowing one earned run over 13.0 innings in two starts.
- Was named the Cubs' No. 4 prospect by *Baseball America* heading into the season.

2009: Made 12 starts each for Single-A Daytona and Double-A Tennessee, combining to go 3-4 with a 2.60 ERA (29 ER, 100.1 IP) with 75 strikeouts compared to 42 walks.

- Opened the season on the disabled list with a left oblique strain and was inactive until 4/29.
- Allowed just one home run over his 100.1 innings.
- Named the Cubs' No. 3 prospect by *Baseball America* heading into the season.

2008: Saw action for the AZL Cubs, Single-A Boise and Single-A Daytona in his first professional season.**PERSONAL**

Andrew Burton Cashner...attended both Angelina College in Lufkin, Texas, and Texas Christian University...led TCU pitchers with nine wins, nine saves, 80 strikeouts and 30 relief appearances during the 2008 season...originally signed by Cubs' scout Trey Forkerway.



ANDREW CASHNER'S CAREER PITCHING RECORD

YR	CLUB	W-L	ERA	G	GS	CG	SHO	SV	IP	H	R	ER	HR	HB	BB	SO	WP	BK	AVG
2008	AZL Cubs (R)	0-0	0.00	1	1	0	0	0	1.0	1	1	0	0	0	0	2	0	0	.333
	Boise (A)	1-1	4.96	6	4	0	0	0	16.1	19	12	9	1	1	19	16	1	0	.302
	Daytona (A)	0-1	13.50	1	1	0	0	0	2.2	4	4	4	0	0	4	1	0	1	.364
2009	Daytona (A)	0-0	1.50	12	12	0	0	0	42.0	31	8	7	1	3	15	34	1	1	.201
	Tennessee (AA)	3-4	3.39	12	12	0	0	0	58.1	45	30	22	0	2	27	41	1	0	.210
2010	Tennessee (AA)	3-1	2.75	6	6	1	0	0	36.0	22	12	11	1	0	13	42	1	0	.176
	Iowa (AAA)	3-0	0.86	5	3	0	0	0	21.0	17	3	2	0	1	2	17	1	0	.221
	CHICAGO (NL)	2-6	4.80	53	0	0	0	0	54.1	55	31	29	8	4	30	50	4	1	.267
2011	CHICAGO (NL)	0-0	1.69	7	1	0	0	0	10.2	3	2	2	1	0	4	8	0	0	.086
	Tennessee (AA)	0-1	6.75	3	3	0	0	0	2.2	3	2	2	0	0	0	6	0	0	.273
	Iowa (AAA)	0-0	0.00	2	0	0	0	0	2.0	0	0	0	0	0	0	2	0	0	.000
2012	SAN DIEGO	3-4	4.27	33	5	0	0	0	46.1	42	23	22	5	1	19	52	2	0	.244
	San Antonio (AA)	2-0	1.88	3	3	0	0	0	14.1	10	3	3	0	2	3	22	0	0	.196
	Tucson (AAA)	0-1	3.00	3	3	0	0	0	9.0	8	3	3	0	0	2	8	0	0	.242
2013	SAN DIEGO	10-9	3.09	31	26	1	1	0	175.0	151	68	60	12	4	47	128	5	0	.233
2014	SAN DIEGO	5-7	2.55	19	19	2	2	0	123.1	110	42	35	7	1	29	93	2	0	.235
	Lake Elsinore (A)@	0-0	0.00	1	1	0	0	0	2.0	1	0	0	0	0	0	3	0	0	.143
	El Paso (AAA)@	0-2	7.04	2	2	0	0	0	7.2	7	6	6	3	0	2	7	0	0	.226
Major League Totals		20-26	3.25	143	51	3	3	0	409.2	361	166	148	33	10	129	331	13	1	.236
Minor League Totals		12-11	2.89	57	51	1	0	0	215.0	168	84	69	6	9	87	201	5	2	.214

*Led league +Tied for league lead @Rehab assignment

2014 AND CAREER BATTING RECORD

YR	CLUB	AVG	G	AB	R	H	2B	3B	HR	RBI	SH	SF	HP	BB	SO	SB	CS	OBP	SLG
2014	SAN DIEGO	.171	23	35	3	6	1	1	0	2	6	0	0	1	14	0	0	.194	.257
Major League Totals		.204	150	98	10	20	2	1	1	5	14	0	0	3	44	2	0	.228	.276

CAREER FIELDING

POSITION	PCT.	G	PO	A	E	TC	DP
Pitcher	.980	143	22	78	2	102	7
Left Field	---	1	0	0	0	0	0

SINGLE-GAME HIGHS

INNINGS PITCHED.....9.0 IP, three times, last September 15, 2014 vs. Philadelphia
 LOW-HIT COMPLETE GAME.....1, twice, last April 11, 2014 vs. Detroit
 STRIKEOUTS.....11, April 11, 2014 vs. Detroit
 MOST HITS ALLOWED.....10, three times, last August 31, 2013 at Los Angeles (NL)
 MOST RUNS ALLOWED.....6, five times, last September 25, 2014 at San Francisco
 MOST WALKS ALLOWED.....5, July 27, 2013 at Arizona
 MOST HOME RUNS ALLOWED.....3, May 30, 2013 vs. Seattle
 CAREER WINNING STREAK.....Three games, three times, last September 9-20, 2014 (active at end of season)
 CAREER 10-STRIKEOUT GAMES (1).....April 11, 2014 vs. Detroit (11)
 CAREER HOME RUNS HIT (1).....July 27, 2013 at Arizona (Josh Collmenter)

CAREER TRANSACTIONS

2005.....Selected by the Atlanta Braves in the 20th round of the First-Year Player Draft (did not sign).
 2006.....Selected by the Colorado Rockies in the 18th round of the First-Year Player Draft (did not sign).
 2007.....Selected by the Chicago Cubs in the 29th round of the First-Year Player Draft (did not sign).
 2008.....Signed by the Chicago Cubs as a first-round selection (19th overall) in the First-Year Player Draft.
 2012.....Acquired by the San Diego Padres along with OF Kyung-Min Na in exchange for INF Anthony Rizzo and RHP Zach Cates, January 6.



CODY DECKER

CATCHER

BATS/THROWS: R/R
OPENING DAY AGE: 28

HEIGHT/WEIGHT: 5-11/225
SERVICE TIME: 0.000

BORN: January 17, 1987 in Santa Monica, CA

RESIDENCE: Santa Monica, CA

ACQUIRED: Signed as a 22nd-round selection in the 2009 First-Year Player Draft

CONTRACT STATUS: Signed through 2015

NON-ROSTER INVITEE

CAREER

2014: Spent the season with Triple-A El Paso, leading the club with 27 home runs and 79 RBI.

- Finished tied for the fourth-most home runs in the Pacific Coast League.
- Named an MiLB.com organization All-Star following the season.
- Over his six years in the Padres organization, compiled 133 career home runs, setting a new Padres all-time minor league home run record (passed Joe Lansford, 1979-84, 87, and Jon Knott, 2002-06, who both had 122 career home runs).
- Made his career debut on the mound, tossing a scoreless inning on 5/28 vs. Las Vegas.
- Played in 14 games for Tomateros de Culiacan in the Mexican Winter League, following the season.

2013: Spent the majority of the season with Triple-A Tucson, playing in 123 games total between Tucson and Double-A San Antonio.

- Finished tied for the team lead in Tucson with 17 home runs (also, Brandon Allen).

2012: Spent the majority of season with Double-A San Antonio, playing in a combined 136 games between the Missions and Tucson...combined to hit .252 (114-for-453) with 26 doubles, one triple, a career-high 29 home runs, 81 RBI, 66 runs, a .351 OBP and a .506 SLG.

- Named Texas League Player of the Week twice in May...combined to hit .343 (23-for-67) with eight home runs in 20 games during the month of May for the Missions.

2011: Played in 59 games total between Double-A San Antonio and Rookie-Level AZL Padres, missing time on the disabled list due to a right ankle sprain.

- Began the season with Double-A San Antonio...placed on the seven-day DL on 5/22 with a right ankle sprain.
- Played in 10 games on a rehab assignment with the organization's Rookie-Level affiliate in Peoria before being reinstated from the DL on 8/23.

2010: Spent the entire season with Single-A Lake Elsinore, playing in 130 games and hitting .270 (137-for-507) with a career-high 35 doubles, two triples, 28 home runs, 90 RBI, 82 runs, a .352 OBP and a .513 SLG.

- Finished among California League leaders in home runs (4th), doubles (6th), RBI (7th) and total bases (T9th, 260).
- Named an Organization All-Star by MiLB.com after the season.

2009: Played the majority of his first professional season with the club's Rookie-Level affiliate in Peoria, being named the Arizona Summer League's Most Valuable Player after hitting .354 (70-for-198) with 21 doubles, three triples, 15 home runs, 63 RBI, 46 runs scored, a .421 on-base percentage and a .717 slugging percentage.

- Named the Short-Season Best Hitter of the Year by MiLB.com following the season...also named a Short-Season/Rookie All-Star and Arizona Summer League Player of the Year by Topps.
- Also named an Arizona Summer League post-season All-Star following the season.
- Led the AZL in home runs, doubles, RBI, total bases (142), slugging percentage and OPS (1.138)...finished second in hits, third in average and fourth in OBP and runs scored...set Arizona League record with 63 RBI and 142 total bases.

PERSONAL

Cody Marshall Decker...graduated from the University of California, Los Angeles...led the Pac-10 in home runs during his senior campaign in 2009 and was an All-Conference infielder...graduated from Santa Monica High School (CA)...signed by Padres scout Brendan Hause.

CODY DECKER'S CAREER BATTING RECORD

YR	CLUB	AVG	G	AB	R	H	2B	3B	HR	RBI	SH	SF	HP	BB	SO	SB	CS	OBP	SLG	E
2009	AZL Padres (R)	.354	52	198	46	70	21*	3	15*	63*	0	4	7	19	42	0	0	.421	.717*	3
	Fort Wayne (A)	.111	7	18	2	2	1	0	0	1	0	0	0	6	5	0	0	.333	.167	1
2010	Lake Elsinore (A)	.270	130	507	82	137	35	2	28	90	0	7	8	60	135	2	0	.352	.513	6
2011	San Antonio (AA)	.237	49	177	32	42	10	1	13	38	0	0	2	11	59	0	1	.289	.525	2
	AZL Padres (R)	.344	10	32	4	11	2	0	2	7	0	1	0	6	9	1	0	.436	.594	1
2012	San Antonio (AA)	.263	104	346	54	91	19	1	25	68	0	2	4	54	100	1	4	.367	.540	3
	Tucson (AAA)	.215	32	107	12	23	7	0	4	13	0	1	2	11	27	0	0	.298	.393	0
2013	Tucson (AAA)	.272	113	324	45	88	24	5	17	64	1	3	3	37	98	0	0	.349	.534	2
	San Antonio (AA)	.171	10	35	6	6	0	0	2	6	0	0	0	5	14	0	0	.275	.343	1
2014	El Paso (AAA)	.261	134	449	68	117	25	4	27	79	0	6	4	51	150	0	3	.337	.514	9
Minor League Totals		.268	641	2193	351	587	144	16	133	429	1	24	30	260	639	4	8	.350	.530	25

*Led league +Tied for league lead @Rehab assignment

CAREER TRANSACTIONS

2009.....Signed as a 22nd-round selection in the 2009 First-Year Player Draft.



PLAYERS



ODRISAMER DESPAIGNE

RIGHT-HANDED PITCHER

40

BATS/THROWS: R/R

CURRENT AGE: 28

BORN: April 4, 1987 in Havana, Cuba

RESIDENCE: Miami, FL

ACQUIRED: Signed as a minor league free agent, May 2, 2014

CONTRACT STATUS: Signed through 2015

HEIGHT/WEIGHT: 6-0/203

SERVICE TIME: 0.098

CAREER

2014: Signed with the Padres as a minor league free agent on 5/2, making his Major League debut with 16 starts after making seven starts between Double-A San Antonio and Triple-A El Paso.

- Made his Major League debut on 6/23 at SF, earning the win after working 7.0 shutout innings.
- Per STATS, Inc., was the seventh Major Leaguer since 1914 to pitch 7.0-or-more shutout innings and not allow a walk in his Big League debut...was the fourth pitcher in Padres franchise history to pitch 7.0-or-more shutout innings in his MLB debut, joining Ricky Bones on 8/11/91 (7.0 IP), Eric Nolte on 8/1/87 (7.0 IP) and Jimmy Jones on 9/21/86 (9.0 IP).
- Became the second Cuban-born pitcher to ever appear in a game for the Padres (Eddie Oropesa, 16 games in 2004) and the first to ever make a start.
- His debut with starting catcher Yasmani Grandal was the first time since 6/13/69 that a Major League team started an all Cuban-born battery, per ELIAS...RHP Camilo Pascual and C Paul Casanova were the last such to do so for the Washington Senators.
- Over his 16 Major League starts total, went 4-7 with a 3.36 ERA (36 ER, 96.1 IP) and 65 strikeouts against 32 walks.
- Became the seventh player in Padres franchise history to earn a winning decision in each of his first two career appearances, joining Mike Thompson (2006), Oliver Perez (2002), Brian Toller (2000), Joey Hamilton (1994), Larry Hardy (1974) and Dave Freisleben (1974)...the sixth starting pitcher in franchise history to do so.
- Over his eight starts at Petco Park, went 3-1 with a 1.83 ERA (11 ER, 54.0 IP) and 39 strikeouts against 16 walks while limiting opponents to a .188 average...with his first home start for the Padres on 6/29 vs. ARI, his home ERA in that time ranked sixth among qualifying National League starters (min. 45.0 IP).
- Among NL rookies with as many-or-more innings (96.1), his 3.36 ERA and .237 opponents average ranked second-best.
- On 7/20 vs. NYM at Petco Park, tossed 7.2 innings of no-hit baseball before allowing a double to Daniel Murphy in the eighth, the longest no-hit bid by the Padres since Aaron Harang, Josh Spence, Chad Qualls and Mike Adams combined to throw 8.2 no-hit innings on 7/9/11 at LAD... was the longest individual no-hit effort for the Padres since Chris Young also went 7.2 no-hit innings 9/7/08 at MIL before Gabe Kapler homered with two-outs in the eighth inning.
- Began his career by working 6.0-or-more innings and allowing one run-or-less in his first three starts (6/23-7/5), the first starting pitcher in Padres history to do so and 11th Major Leaguer since 1914 to do so.
- Also began his career by working 6.0-or-more innings and allowing two earned runs-or-less in five of his first six starts, becoming the first pitcher in Padres history to do so and 16th National League pitcher since 1914 to do so.

QUICK HIT

- **First MLB Win:** June 23, 2014 at San Francisco

PERSONAL

Odrisamer Orue Despaigne...pronounced oh-DREE-sah-mer deh-SPAWN-yay...married to Arlenys...played professionally for the Havana Industriales of Cuba's Serie Nacional for eight seasons prior to signing with the Padres... posted a career 61-43 record with a 3.55 ERA (378 ER, 957.1 IP) with 684 strikeouts against 390 walks in 213 games.

ODRISAMER DESPAIGNE'S CAREER PITCHING RECORD

YR	CLUB	W-L	ERA	G	GS	CG	SHO	SV	IP	H	R	ER	HR	HB	BB	SO	WP	BK	AVG
2014	San Antonio (AA)	0-0	1.17	2	2	0	0	0	7.2	4	1	1	0	1	5	12	0	0	.154
	El Paso (AAA)	1-3	7.61	5	5	0	0	0	23.2	36	20	20	3	1	13	29	1	0	.356
	SAN DIEGO	4-7	3.36	16	16	0	0	0	96.1	85	44	36	6	5	32	65	0	0	.237
	Major League Totals	4-7	3.36	16	16	0	0	0	96.1	85	44	36	6	5	32	65	0	0	.237
	Minor League Totals	1-3	6.03	7	7	0	0	0	31.1	40	21	21	3	2	18	41	1	0	.315

2014 AND CAREER BATTING RECORD

YR	CLUB	AVG	G	AB	R	H	2B	3B	HR	RBI	SH	SF	HP	BB	SO	SB	CS	OBP	SLG
2014	SAN DIEGO	.000	15	24	0	0	0	0	0	0	3	0	0	1	10	0	0	.040	.000

CAREER FIELDING

POSITION	PCT.	G	PO	A	E	TC	DP
Pitcher	.889	16	7	17	3	27	0

SINGLE-GAME HIGHS

INNINGS PITCHED.....7.2 IP, July 20, 2014 vs. New York-NL
 LOW-HIT COMPLETE GAME.....None
 STRIKEOUTS.....9, August 27, 2014 vs. Milwaukee
 MOST HITS ALLOWED.....9, July 31, 2014 vs. St. Louis
 MOST RUNS ALLOWED.....7, September 8, 2014 at Los Angeles-NL
 MOST WALKS ALLOWED.....5, July 26, 2014 at Atlanta
 MOST HOME RUNS ALLOWED.....1, six times, last September 8, 2014 at Los Angeles-NL
 CAREER WINNING STREAK.....Two games, June 23-29, 2014

CAREER TRANSACTIONS

2014.....Signed by the San Diego Padres as a minor league free agent, May 2.



ALEX DICKERSON

INFILDER/OUTFIELDER

64

DICKERSON

BATS/THROWS: L/L**OPENING DAY AGE:** 24**BORN:** May 26, 1990 in Poway, CA**RESIDENCE:** Poway, CA**ACQUIRED:** From PIT in exchange for RHP Miles Mikolas and OF Jaff Decker: November 25, 2013**CONTRACT STATUS:** Signed through 2015**HEIGHT/WEIGHT:** 6-3/230**SERVICE TIME:** 0.000

CAREER

2014: Played in 41 games, including 34 with Double-A San Antonio, missing a majority of the season with a left ankle injury.

- Suffered a sprained ankle late in Spring Training...underwent surgery on his left heel later on to remove a bone cyst on 4/3.
- Began a rehab assignment with the Rookie-Level AZL Padres on 7/16, playing in four games before transferring his rehab to Eugene on 7/20 for three games.
- Reinstated from the DL on 7/24, joining San Antonio where he hit .321 (44-for-137) over 34 games.

2013: Spent the entire season with Double-A Altoona, earning Eastern League Rookie of the Year and post-season All-Star honors after hitting .288 (130-for-451) with a career-high 17 home runs and 68 RBI.

- Named Eastern League player of the week twice in 2013, for the weeks of 7/8-14 and 7/22-28.

2012: In his first full professional season, spent the entire campaign with Single-A Bradenton, being named the Florida State League's Player of the Year after hitting .295 (144-for-488) with 13 home runs and 90 RBI.

- Was also named an Organization All-Star by MiLB.com following the season and a FSL post-season All-Star.
- Became the first player in Marauders history to be named the FSL Player of the Year.
- Led all FSL first basemen in double plays (107)...finished second in the FSL in RBI and third in hits and total bases (220).

2011: Made his professional debut with Short-Season State College, playing in 41 games for the Spikes after signing as a third-round selection in the First-Year Player Draft.

- Finished second among all short-season players with 16 doubles for State College.

PERSONAL

Alexander (Alex) Ross Dickerson...graduated from Poway High School in nearby Poway, Calif., where he was named All-San Diego Division I Player of the Year by the San Diego Baseball Advisory Committee and All-San Diego by the Union-Tribune...also named All-District 8 by American Baseball Coaches Association at Poway High...also picked up First Team All-Palomar League honors...attended Indiana University, where he hit .367 (79-for-215) with 10 doubles, nine home runs, 49 RBI, 33 runs scored and a .540 slugging percentage in 54 games as a senior...named the First-Team All-Big Ten Designated Hitter in 2011...was the 2010 Big Ten Triple Crown winner (.419 average, 24 home runs, 75 RBI) and First-Team All-American...ranked tied for first in school history in career home runs (47)... was a unanimous 2010 selection as Big Ten Player-of-the-Year... became the first player in conference history to pick up Freshman-of-the-Year and Player-of-the-Year honors in consecutive years...signed by Pirates' scout Jerry Jordan.

ALEX DICKERSON'S CAREER BATTING RECORD

YR	CLUB	AVG	G	AB	R	H	2B	3B	HR	RBI	SH	SF	HP	BB	SO	SB	CS	OBP	SLG	E
2011	State College (A)	.313	41	150	25	47	16	1	3	19	0	2	5	16	28	0	0	.393	.493	6
2012	Bradenton (A)	.295	129	488	65	144	31	3	13	90	2	5	7	39	93	12	7	.353	.451	17
2013	Altoona (AA)	.288	126	451	61	130	36	3	17	68	2	3	8	27	89	10	7	.337	.494	1
2014	AZL Padres (R)	.286	4	14	3	4	1	2	0	0	0	0	0	0	3	0	0	.286	.643	0
	Eugene (A)	.300	3	10	3	3	1	0	0	2	0	0	0	3	2	0	0	.462	.400	0
	San Antonio (AA)	.321	34	137	20	44	11	2	3	24	0	0	1	9	28	0	1	.367	.496	1
Minor League Totals		.298	337	1250	177	372	96	11	36	203	4	10	21	94	243	22	15	.354	.478	25

*Led league +Tied for league lead @Rehab assignment

CAREER TRANSACTIONS

2008.....Selected by the Washington Nationals in the 48th round of the First-Year Player Draft (did not sign).

2011.....Signed by the Pittsburgh Pirates as a third-round selection in the First-Year Player Draft.

2013.....Acquired by San Diego in exchange for RHP Miles Mikolas and OF Jaff Decker, November 25.



PLAYERS



SCOTT ELBERT

LEFT-HANDED PITCHER

87

BATS/THROWS: L/L

OPENING DAY AGE: 29

BORN: August 13, 1985 in Joplin, MO

RESIDENCE: Surprise, AZ

ACQUIRED: Signed as a minor league free agent: January 16, 2015

CONTRACT STATUS: Signed through 2015

HEIGHT/WEIGHT: 6-2/225

SERVICE TIME: 4.046

NON-ROSTER INVITEE

CAREER

2014: Began the season on the 60-day disabled list, recovering from surgery...pitched in seven games for the Dodgers in September.

- Had a rehab assignment with Rookie-Level Ogden, Single-A Rancho Cucamonga and Triple-A Albuquerque from 6/18-7/4.
- Had a second rehab assignment from 7/11-29 before being reinstated from the 60-day DL and designated for assignment on 7/29...outrighted to Albuquerque on 7/31.
- Had his contract purchased by the Dodgers on 9/12, working in seven games before the end of the season.
- Outrighted again to Albuquerque on 11/3 following the season, refusing the assignment and becoming a free agent.

2013: Spent the entire season on the disabled list, undergoing Tommy John surgery on his left elbow on 6/7.

- Originally placed on the 15-day DL on 3/22, recovering from left elbow surgery, before being transferred to the 60-day DL on 3/31...attempted a rehab assignment with Single-A Rancho Cucamonga and Double-A Chattanooga, appearing in a total of eight games (7.1 IP) before being shut down again following his last game on 5/26.
- Tommy John surgery was performed on 6/7 by Dr. Neal ElAttrache.

2012: Posted a career-best 2.20 ERA in 43 appearances, having his injury cut short due to injury.

- Placed on the DL from 7/27-8/19 and then 8/29 through the end of the season with left elbow inflammation.
- Had season-ending left elbow surgery on 8/19, performed by Dr. Neal ElAttrache...also underwent a left elbow arthroscopy on 1/23/13 in Los Angeles.
- Began the season by posting a 4.91 ERA (6 ER, 11.0 IP) in his first 17 appearances through 5/22 and then allowed just two runs in 21.2 innings (0.83 ERA) over his final 26 outings...did not allow a run in his last 13 appearances (11.1 IP) after 6/25.
- Tossed scoreless relief in 21 of his 22 home appearances...overall posted a 0.54 ERA at home.

2011: Appeared in a career-high 47 games, going 0-1 with two saves and a 2.43 ERA (9 ER, 33.1 IP).

- Recalled from Triple-A Albuquerque on 5/11 and spent the rest of the season with the Dodgers.
- Notched his first Big League save on 6/12 at COL, retiring his only batter faced...earned his second save on 8/5 at ARI.
- Held left-handed hitters to a .191 (13-for-68) average, with no home runs allowed.
- Posted a 1.13 ERA (2 ER, 16.0IP) with 17 strikeouts over 16.0 innings in 21 home appearances.
- In 27 games after the All-Star break, limited hitters to a 0.84 ERA (2 ER, 21.1 IP) and .221 average.
- Held opponents to just a .154 batting average (2-for-13) with runners in scoring position.
- Entered 2011 as the Dodgers' No. 7 prospect and having the best slider in the club's system by *Baseball America*.

2010: Made only one appearance for the Dodgers, spending much of the season on the inactive list.

- Began the season with Triple-A Albuquerque, making nine starts for the Isotopes.
- Recalled on 5/28 and appeared in one game on 5/29 at COL, allowing one run, one hit and three walks in 0.2 innings, before he was optioned back to Albuquerque on 5/30.
- After returning to Albuquerque allowed one run over 5.0 innings on 6/3 in his only appearance with the Isotopes before being placed on the minor league temporarily inactive list on 6/9 for the remainder of the season.
- Pitched in 10 games in the Arizona Fall League following the season.

2009: Over four stints with the Dodgers went 2-0 with a 5.03 ERA in 19 relief appearances.

- Picked up his first Major League win on 4/19 vs. COL, allowing two runs in 2.2 innings of relief...also stroked an RBI-double in that game for his first Major League hit and RBI.
- Made the Dodgers' NLCS roster vs. PHI...made his only relief appearance in Game 3 at PHI, tossing a scoreless 0.1 of an inning.
- Entered 2009 ranked as the No. 5 prospect in the Dodgers' system by *Baseball America*...also rated by the publication as having the best curveball among Dodger prospects.
- Selected as Dodgers' 2009 Branch Rickey Minor League Pitcher of the Year.
- Named a Southern League All-Star...did not appear in the game because of his promotion to Albuquerque on 6/22.

2008: Entered the season as the Dodgers' No. 4 prospect according to *Baseball America* before getting his first taste of Major League action with Los Angeles.

- Began the season in extended Spring Training, recovering from shoulder surgery performed on 6/5/07, before joining Double-A Jacksonville on 6/3...made his season debut on 6/4, his first action since 4/16/07.
- Earned his first Major League call-up on 8/29, making his Major League debut that day at ARI with 0.2 scoreless innings...struck out Adam Dunn and Mark Reynolds as his first two batters faced.
- Recorded his first five Major League outs via strikeout, one shy of the Dodger and Major League record by Pete Richert in 1962.

2007: Made just three starts with Double-A Jacksonville in April before being shut down with an injured left shoulder.

- Entered season as the Dodgers' No. 3 prospect and as having the best curveball according to *Baseball America*.

QUICK HIT

- **First MLB Win:** April 19, 2009 vs. Colorado
- **First MLB Save:** June 12, 2011 at Colorado

2006: Went 11-9 with a 2.90 ERA in a combined 28 games, 26 starts, with Single-A Vero Beach and Double-A Jacksonville.

- Led the Dodger minor league system and ranked seventh in all of minor league baseball with 173 strikeouts...also ranked fifth in the Dodger minor league system in ERA and tied for second in wins.
- Was a mid-season Florida State League All-Star...struck out two in a scoreless inning for the East team.
- Entered the year as the Dodgers' No. 6 prospect according to *Baseball America*...finished the season rated as baseball's 31st-best prospect according to *Baseball America*.

2005: Over 25 games, 24 starts, with Single-A Columbus, went 8-5 with a 2.66 ERA.

- Ranked second in the Dodger minor league system and fifth in the South Atlantic League in ERA...also ranked fourth among Dodger farmhands with 128 strikeouts.
- Went 2-0 with a 0.78 ERA (2 ER/23.0 IP) in his final five starts...posted three 10-strikeout efforts in his final four, fanning 36 in 19.0 innings...12 of the 15 outs he recorded in the second game of an 8/17 doubleheader vs. Rome came via strikeout.

2004: Made his pro debut with 12 starts for Rookie-Level Ogden after signing as a first-round selection (17th) in the Draft.

PERSONAL

Timothy Scott Elbert...he and his wife, Celia, have three daughters, Madilyn Grace, Marissa and Miranda Lynne...helped set up an autograph session with his teammates at Dodger Stadium to aid the relief for his hometown of Joplin, Mo. after the devastating tornado that took place in May 2011...attended Seneca (MO) High School...is the school's all-time leader with a 0.94 ERA, 433 strikeouts, 29 CG and 238.0 IP...also ranks third in school history with 22 wins...offensively, is Seneca's all-time leader with 28 doubles, 10 triples, 22 homers and 97 RBI...signed by Dodgers scout Mitch Webster.

SCOTT ELBERT'S CAREER PITCHING RECORD

YR	CLUB	W-L	ERA	G	GS	CG	SHO	SV	IP	H	R	ER	HR	HB	BB	SO	WP	BK	AVG
2004	Ogden (R)	2-3	5.26	12	12	0	0	0	49.2	47	33	29	5	5	30	45	5	0	.270
2005	Columbus (A)	8-5	2.66	25	24	1	1	0	115.0	83	37	34	8	4	57	128	5	0	.200
2006	Vero Beach (A)	5-5	2.37	17	15	0	0	0	83.2	57	27	22	4	5	41	97	6	0	.193
	Jacksonville (AA)	6-4	3.61	11	11	0	0	0	62.1	40	26	25	11	1	44	76	1	0	.187
2007	Jacksonville (AA)	0-1	3.86	3	3	0	0	0	14.0	6	6	6	0	0	10	24	0	0	.128
2008	Jacksonville (AA)	4-1	2.40	25	1	0	0	0	41.1	22	14	11	2	1	20	46	1	0	.157
	LOS ANGELES (NL)	0-1	12.00	10	0	0	0	0	6.0	9	8	8	2	1	4	8	0	0	.346
2009	Chattanooga (AA)	2-3	3.90	12	11	0	0	0	62.1	59	32	27	5	5	30	87	2	0	.248
	Albuquerque (AAA)	2-1	3.74	8	7	1	1	0	33.2	34	16	14	2	2	14	38	4	1	.262
	LOS ANGELES (NL)	2-0	5.03	19	0	0	0	0	19.2	19	11	11	4	0	7	21	1	0	.253
2010	Albuquerque (AAA)	1-1	4.98	9	9	0	0	0	43.1	46	26	24	4	2	34	45	4	0	.277
	LOS ANGELES (NL)	0-0	13.50	1	0	0	0	0	0.2	1	1	1	0	0	3	0	0	0	.333
2011	Albuquerque (AAA)	2-0	5.02	13	0	0	0	3	14.1	13	9	8	1	1	9	16	1	0	.236
	LOS ANGELES (NL)	0-1	2.43	47	0	0	0	2	33.1	27	9	9	1	1	14	34	2	0	.220
2012	LOS ANGELES (NL)	1-1	2.20	43	0	0	0	0	32.2	27	8	8	3	1	13	29	3	0	.231
	Chattanooga (AA)@	0-0	0.00	3	0	0	0	0	2.0	0	0	0	0	0	0	6	0	0	.000
2013	Rancho Cucamonga (A)	1-0	0.00	3	0	0	0	0	3.0	1	0	0	0	0	1	4	0	0	.100
	Chattanooga (AA)@	1-0	4.15	5	1	0	0	1	4.1	3	2	2	1	0	0	3	0	0	.200
2014	Ogden (R)@	0-1	40.50	1	1	0	0	0	0.2	2	3	3	1	0	1	1	0	0	.500
	Rancho Cucamonga (A)@	0-0	3.86	5	1	0	0	0	4.2	4	2	2	1	0	2	3	0	0	.222
	Albuquerque (AAA)	0-2	4.91	18	0	0	0	0	14.2	17	10	8	2	1	7	15	1	0	.304
	LOS ANGELES (NL)	1-0	2.08	7	0	0	0	0	4.1	4	1	1	0	0	1	2	0	0	.235
Major League Totals		4-3	3.54	127	0	0	0	2	96.2	87	38	38	10	3	42	94	6	0	.241
Minor League Totals		34-27	3.52	170	96	2	2	4	549.0	434	243	215	47	27	300	634	30	1	.219

*Led league +Tied for league lead @Rehab assignment

DIVISION SERIES RECORD

YR	CLUB	W-L	ERA	G	GS	CG	SHO	SV	IP	H	R	ER	HR	HB	BB	SO	WP	BK	AVG
2014	LAD vs. STL	0-1	13.50	2	0	0	0	0	1.1	3	2	2	1	0	0	2	0	0	.500

CHAMPIONSHIP SERIES RECORD

YR	CLUB	W-L	ERA	G	GS	CG	SHO	SV	IP	H	R	ER	HR	HB	BB	SO	WP	BK	AVG
2009	LAD vs. PHI	0-0	0.00	1	0	0	0	0	0.1	0	0	0	0	0	0	2	0	1	.000

2014 AND CAREER BATTING RECORD

YR	CLUB	AVG	G	AB	R	H	2B	3B	HR	RBI	SH	SF	HP	BB	SO	SB	CS	OBP	SLG
2014	LOS ANGELES (NL)	---	7	0	0	0	0	0	0	0	0	0	0	0	0	0	0	---	---
Major League Totals		.167	120	6	1	1	1	0	0	1	0	0	0	0	2	0	0	.167	.333

CAREER FIELDING

POSITION	PCT.	G	PO	A	E	TC	DP
Pitcher	1.000	127	4	6	0	10	1

SINGLE-GAME HIGHS

INNINGS PITCHED.....2.2 IP, three times, last August 2, 2009 at Atlanta
LOW-HIT COMPLETE GAME.....None
STRIKEOUTS.....4, April 29, 2009 at San Francisco
MOST HITS ALLOWED.....4, April 29, 2009 at San Francisco
MOST RUNS ALLOWED.....4, September 17, 2008 at Pittsburgh
MOST WALKS ALLOWED.....3, May 29, 2010 at Colorado
MOST HOME RUNS ALLOWED.....2, April 19, 2009 vs. Colorado
CAREER WINNING STREAK.....Two games, twice, July 3, 2012 - September 26, 2014 (active at end of season)

CAREER TRANSACTIONS

2004.....Signed by the Los Angeles Dodgers as a first-round selection (17th overall) in the First-Year Player Draft.
2015.....Signed by the San Diego Padres as a minor league free agent, January 16.



PLAYERS



GRIFF ERICKSON

CATCHER

83

BATS/THROWS: S/R

OPENING DAY AGE: 27

BORN: March 11, 1988 in San Diego, CA

RESIDENCE: San Diego, CA

ACQUIRED: Signed as a minor league free agent: November 22, 2014

CONTRACT STATUS: Signed through 2015

HEIGHT/WEIGHT: 6-4/220

SERVICE TIME: 0.000

NON-ROSTER INVITEE

CAREER

2014: Spent the entire season with Triple-A Albuquerque, hitting .297 in 60 games for the Isotopes.

- Missed time while on the DL with a sprained left ankle from 7/24-8/16.

2013: Spent the majority of the season with Double-A Chattanooga, playing in 59 games for Lookouts.

- Behind the plate, tossed out 34% of potential basestealers (17 CS/50 SB) with Chattanooga.
- With runners on base and two outs, he hit .278 (10-for-36).
- Also played in five games for the club's Rookie-Level affiliate as part of a rehab assignment.

2012: Spent the entire season with Double-A Chattanooga, hitting .234 in 94 games for the Lookouts.

- Received an invitation to Major League Spring Training with the Dodgers.

2011: Hit a combined .293 and set career highs with 13 home runs and 66 RBI across 104 with Single-A Rancho Cucamonga and Double-A Chattanooga.

- Selected as a mid-season California League All-Star...was the starting catcher against the Carolina League.
- With Rancho Cucamonga, hit .348 with runners in scoring position and .363 with runners on base.
- Had a season-best 13-game hitting streak from 4/20-5/5.

2010: Played the entire season with Single-A Great Lakes, hitting .215 in 82 games for the Loons.

2009: Spent the entire season with Rookie-Level Ogden of the Pioneer League, hitting .305 (60-for-197) with 18 doubles and 36 RBI in 55 games for the Raptors.

- Named a Pioneer League post-season All-Star following the season.
- Named player of the week of the Pioneer League for the week of 8/3.

2008: Played in just 30 games, including 29 for the Gulf Coast League Dodgers and one for Triple-A Las Vegas.

2007: Began his professional career with the club's Gulf Coast League affiliate, also seeing a game with Triple-A Las Vegas to end the season.

PERSONAL

Gorman Charles "Griff" Erickson...was a two-sport athlete (baseball and football) at Westview High School in San Diego...signed by Dodgers' scout Gerric Waller.

GRIFF ERICKSON'S CAREER BATTING RECORD

YR	CLUB	AVG	G	AB	R	H	2B	3B	HR	RBI	SH	SF	HP	BB	SO	SB	CS	OBP	SLG	E
2007	GCL Dodgers (R)	.163	18	49	10	8	0	0	0	5	0	1	3	8	16	0	1	.311	.163	1
	Las Vegas (AAA)	.000	1	1	0	0	0	0	0	0	0	0	0	0	0	0	0	.000	.000	0
2008	GCL Dodgers (R)	.261	29	92	11	24	5	0	2	7	0	1	1	12	17	0	1	.349	.380	2
	Las Vegas (AAA)	.000	1	5	0	0	0	0	0	0	0	0	0	0	2	0	0	.000	.000	0
2009	Ogden (R)	.305	55	197	40	60	18	1	5	36	0	3	1	24	36	0	0	.378	.482	5
2010	Great Lakes (A)	.215	82	261	32	56	13	3	2	27	1	1	2	34	45	3	0	.309	.310	6
2011	R. Cucamonga (A)	.305	63	226	37	69	16	4	6	40	1	4	1	41	42	3	2	.408	.491	6
	Chattanooga (AA)	.275	41	142	18	39	8	0	7	26	2	1	1	11	22	1	0	.329	.479	2
2012	Chattanooga (AA)	.234	94	274	25	64	15	1	3	25	6	1	3	44	56	1	2	.345	.328	3
2013	Chattanooga (AA)	.199	59	181	20	36	10	1	9	18	1	1	3	31	52	0	3	.324	.414	5
	AZL Dodgers (R)	.286	8	21	7	6	0	0	1	3	0	0	0	9	8	0	1	.500	.429	0
2014	Albuquerque (AAA)	.297	60	155	19	46	10	1	7	29	1	0	1	21	31	1	1	.384	.510	5
Minor League Totals		.254	511	1604	219	408	95	11	42	216	12	13	16	235	327	9	11	.353	.406	35

CAREER TRANSACTIONS

2006.....Signed by the Los Angeles Dodgers as a 15th-round selection in the First-Year Player Draft.

2014.....Signed by the San Diego Padres as a minor league free agent, November 22.



ROBBIE ERLIN

LEFT-HANDED PITCHER

BATS/THROWS: R/L
OPENING DAY AGE: 24

BORN: October 8, 1990 in Oakland, CA

RESIDENCE: Santa Cruz, CA

ACQUIRED: From TEX along with RHP Joe Wieland in exchange for RHP Mike Adams; July 31, 2011

CONTRACT STATUS: Signed through 2015

HEIGHT/WEIGHT: 6-0/193
SERVICE TIME: 1.057

CAREER

2014: Made his first career Opening Day roster, seeing action in 13 games, 11 starts, for the Padres...missed a majority of the season with left elbow soreness.

- Over his 11 starts for San Diego, went 4-5 with a 4.76 ERA (31 ER, 58.2 IP) and 45 strikeouts against 15 walks.
- In his two relief outings, allowed three runs in 2.2 IP (10.13 ERA).
- Landed on the 15-day DL on 5/22 (retro to 5/18) with left elbow soreness...transferred to the 60-day DL on 6/26.
- Made four rehab starts between the Rookie-Level Padres and Double-A San Antonio from 7/27 - 8/17, posting a 2.92 ERA (4 ER, 12.1 IP) with 15 strikeouts against four walks.
- Reinstated from the DL on 8/18 and optioned to Triple-A El Paso where he went 0-1 with a 9.28 ERA (11 ER, 10.2 IP) in two starts before being recalled on 9/1.
- Over seven games, six starts, at Petco Park in 2014, went 2-2 with a 2.86 ERA (11 ER, 34.2 IP) and 29 strikeouts against 10 walks while holding opponents to a .217 average.

QUICK HIT

- Tossed four complete game shutouts his senior season at Scotts Valley (CA) High School, including a 15-strikeout no-hitter.

- First MLB Win: June 1, 2013 vs. Toronto

2013: Made his Major League debut for the Padres, split the season between San Diego and Triple-A Tucson for 31 combined appearances including 29 starts.

- Was 3-3 with a 4.12 ERA (25 ER, 54.2 IP) with 40 strikeouts in 11 games including nine starts during four stints with the Padres in his first taste of the big leagues.
- Finished the season with the Padres by going 2-1 with a 1.97 ERA (7 ER, 32.0 IP) with 24 strikeouts over his final five starts...began his Major League career posting a 1-2 record with a 7.15 ERA (18 ER, 22.2 IP) with 16 strikeouts in six games, including four starts.
- As a starter at the Big League level, posted a 3.93 ERA (23 ER, 52.2 IP) with 39 strikeouts in nine starts.
- Called up to the Majors for the first time from Tucson on 4/24...made his Major League debut on 4/30 at CHI, allowing two runs in one inning of relief.
- Recorded his first Major League win in his first start on 6/1 vs. TOR, limiting the Blue Jays to two earned runs in 6.1 innings while striking out seven.
- Posted a 2.18 ERA (8 ER, 33.0 IP) with 30 strikeouts in five starts at Petco Park...was 1-3 with a 7.06 ERA (17 ER, 21.2 IP) with 10 strikeouts on the road.
- Posted a 1.73 ERA (5 ER, 26.0 IP) with 21 strikeouts in four starts against the National League West, averaging 6.5 innings per start.
- Struck out a career-high seven batters three times: 6/26 vs. PHI, 9/20 vs. LAD and 6/26 vs. ARI.
- Picked up his first Major League hit on 9/3 vs. SF off of Madison Bumgarner.
- Allowed three earned runs or less in eight of his nine starts and two earned runs or less in seven of nine.

2012: Spent the majority of the season with Double-A San Antonio, going 3-1 with a 2.92 ERA (17 ER, 52.1 IP) in just 11 starts for the Missions, missing time due to a stint on the disabled list.

- Began the season with San Antonio...recorded 72 strikeouts against just 14 walks in his 11 starts for the Missions...averaged 12.4 strikeouts per 9.0 IP while also posting a 5.14 K/BB ratio.
- Landed on the DL on 5/15 with left elbow tendinitis...made three starts for Rookie-Level Peoria on a rehab assignment...reinstated from the DL on 8/18.
- Was 2-1 with a 2.67 ERA (10 ER, 33.2 IP) and 45 strikeouts against just 10 walks over his first seven starts for the Missions before landing on the DL...went 1-0 with a 3.38 ERA (7 ER, 18.2 IP) and 27 strikeouts against just four walks over his final four starts of the season for San Antonio after returning from the DL.
- Named the No. 9 prospect in the Padres' organization by *Baseball America* heading into the season.

2011: Acquired at the trade deadline from TEX along with RHP Joe Wieland in exchange for RHP Mike Adams...pitched for Single-A Myrtle Beach and Double-A Frisco in the Rangers organization and Double-A San Antonio for the Padres.

- Entered the season rated as the Rangers No. 4 prospect according to *Baseball America*.
- Posted a 1.38 ERA (4 ER, 26.0 IP) in six starts after joining San Antonio...allowed no runs in three of his starts for the Missions...struck out 31, averaging 10.7 strikeouts per 9.0 IP...walked just four batters, recording a 7.75 K/BB ratio.



PLAYERS

2010: Spent the entire season with Single-A Hickory and was named to the South Atlantic League All-Star game.

- His 0.92 WHIP led all full-season minor league pitchers while his 2.12 ERA ranked third.
- Opened the season as a reliever, allowing just one earned run over his first eight appearances (20.1 IP)...joined the starting rotation 5/18, retiring all 15 batters he faced in his first start.

2009: Made his professional debut with the AZL Rangers, working 4.0 innings over three relief outings.

- Ranked as the 155th-best prospect prior to the 2009 First-Year Player Draft by *Baseball America*.

PERSONAL

Robert (Robbie) Joseph Erlin...graduate of Scotts Valley (CA) High School, where he went 9-1 with a 0.63 ERA his senior season and was named Sentinel All-County Player of the Year...originally committed to play at Cal Poly-San Luis Obispo...originally signed by Rangers' scout Butch Metzger.

ROBBIE ERLIN'S CAREER PITCHING RECORD

YR	CLUB	W-L	ERA	G	GS	CG	SHO	SV	IP	H	R	ER	HR	HB	BB	SO	WP	BK	AVG
2009	AZL Rangers (R)	0-0	2.25	3	0	0	0	0	4.0	5	1	1	0	0	1	9	0	0	.294
2010	Hickory (A)	6-3	2.12	28	17	0	0	1	114.2	89	37	27	9	4	17	125	4	0	.213
2011	Myrtle Beach (A)	3-2	2.14	9	9	0	0	0	54.2	25	15	13	7	3	5	62	1	0	.132
	Frisco (AA)	5-2	4.32	11	10	0	0	0	66.2	73	34	32	9	2	7	61	1	2	.282
	San Antonio (AA)	1-0	1.38	6	6	0	0	0	26.0	26	4	4	2	0	4	31	0	0	.265
2012	San Antonio (AA)	3-1	2.92	11	11	0	0	0	52.1	53	21	17	6	3	14	72	1	0	.255
	AZL Padres (R)	0-2	2.16	3	3	0	0	0	8.1	7	7	2	0	0	2	8	1	0	.206
2013	Tucson (AAA)	8-3	5.07	20	20	0	0	0	99.1	125	65	56	11	1	34	84	4	1	.307
	SAN DIEGO	3-3	4.12	11	9	0	0	0	54.2	53	26	25	6	0	15	40	3	0	.255
2014	SAN DIEGO	4-5	4.99	13	11	0	0	0	61.1	71	34	34	6	1	15	46	4	0	.293
	AZL Padres (R)@	0-0	0.00	1	1	0	0	0	2.0	1	0	0	0	0	0	5	1	0	.111
	San Antonio (AA)@	0-0	3.48	3	3	0	0	0	10.1	12	4	4	1	0	4	10	0	0	.293
	El Paso (AAA)	0-1	9.28	2	2	0	0	0	10.2	21	12	11	2	0	2	8	1	0	.438
Major League Totals		7-8	4.58	24	20	0	0	0	116.0	124	60	59	12	1	30	86	7	0	.276
Minor League Totals		26-14	3.35	97	82	0	0	1	449.0	437	200	167	47	13	90	475	14	3	.253

*Led league +Tied for league lead @Rehab assignment

2014 AND CAREER BATTING RECORD

YR	CLUB	AVG	G	AB	R	H	2B	3B	HR	RBI	SH	SF	HP	BB	SO	SB	CS	OBP	SLG
2013	SAN DIEGO	.111	12	18	0	2	0	0	0	1	0	0	0	1	6	0	0	.158	.111
Major League Totals		.088	22	34	0	3	0	0	0	2	2	0	0	2	11	0	0	.139	.088

CAREER FIELDING

POSITION	PCT.	G	PO	A	E	TC	DP
Pitcher	1.000	24	4	10	0	14	0

SINGLE-GAME HIGHS

INNINGS PITCHED.....7.2 IP, September 20, 2013 vs. Los Angeles (NL)
 LOW-HIT COMPLETE GAME.....None
 STRIKEOUTS.....7, five times, last May 11, 2014 vs. Miami
 MOST HITS ALLOWED.....13, April 25, 2014 at Washington
 MOST RUNS ALLOWED.....9, July 7, 2013 at Washington
 MOST WALKS ALLOWED.....4, twice, last May 6, 2014 vs. Kansas City
 MOST HOME RUNS ALLOWED.....2, July 7, 2013 at Washington
 CAREER WINNING STREAK.....Three games, May 11 - September 18, 2014
 CAREER 10-STRIKEOUT GAMES.....None
 CAREER HOME RUNS HIT.....None

CAREER TRANSACTIONS

2009.....Signed by the Texas Rangers as a third-round selection in the First-Year Player Draft.
 2011.....Acquired by the San Diego Padres along with RHP Joe Wieland in exchange for RHP Mike Adams, July 31.



TIM FEDEROWICZ

CATCHER

BATS/THROWS: R/R
OPENING DAY AGE: 27
BORN: August 5, 1987 in Erie, PA
RESIDENCE: Apex, NC
ACQUIRED: From LAD with OF Matt Kemp and cash considerations in exchange for RHPs Zach Eflin and Joe Wieland and C Yasmani Grandal: December 18, 2014
CONTRACT STATUS: Signed through 2015

HEIGHT/WEIGHT: 5-10/215
SERVICE TIME: 1.107

CAREER

2014: Spent the majority of the season with Triple-A Albuquerque, hitting .328 with 26 doubles, 14 home runs and 48 RBI in 78 games for the Isotopes...also saw time with the Major League club, playing in 23 games for the Dodgers.

- Optioned to Albuquerque on 3/21 during Spring Training, beginning the season with the Isotopes before being recalled on 4/8 (after A.J. Ellis had right knee surgery)...optioned back to Albuquerque on 4/30 (in order to clear a spot for C Miguel Olivo).
- Recalled a second time on 5/26 after Ellis returned to the DL...optioned back on 6/13 (when Ellis returned from the DL).
- Recalled a third and final time in September, spending the remainder of the season with the Dodgers.
- Started 69 games behind the plate in Triple-A.

QUICK HIT

- **First MLB Hit:** September 15, 2011 vs. Pittsburgh, single off of Ross Ohlendorf
- **First MLB Home Run:** June 1, 2013 at Colorado off of Jhoulys Chacin

2013: Spent the majority of the season with the Big League club after making his first career Opening Day roster.

- Appeared in four stints for the Major League club.
- Hit his first career Major League home run on 6/1 at COL off Jhoulys Chacin in the third inning.
- Dodgers went 24-18 in his 42 starts behind the plate.
- On the road with the Dodgers, hit .289 (24-for-83) in 28 games.
- Made the Dodgers' roster for the National League Division and Championship series but did not play in any games.
- In 21 games with Albuquerque hit .418 with eight home runs, 25 RBI, a .500 OBP and an .848 SLG.
- Named the Pacific Coast League Player of the Week for 4/29-5/5.

2012: With Triple-A Albuquerque, hit .294 with a team-high 34 doubles, 11 home runs and a career-high 76 RBI in 115 games, garnering Pacific Coast League mid-season All-Star honors.

- With the Major League club, played in three games after being called up on 9/1.
- Started behind the plate for the PCL in the Triple-A All-Star Game...before the All-Star break, hit .301 with 21 doubles, seven homers and 48 RBI for the Isotopes.
- Led the entire PCL with a 39% caught-stealing percentage.
- Hit .376 (44-for-117) against left-handed pitching for Albuquerque.

2011: Played in 90 games for Double-A Portland in the Red Sox organization before being acquired by the Dodgers at the 7/31 trade deadline along with RHP Stephen Fife and RHP Juan Rodriguez in exchange for OF Trayvon Robinson...saw his first Major League action with the Dodgers in September.

- Combined to hit .287 with 27 doubles, 14 home runs and 69 RBI between Portland and Triple-A Albuquerque, including a .325 batting average in 25 games with Albuquerque following the trade.
- Tossed out a combined 33.3% (36-of-108) of would-be base stealers in the minors.
- Recalled by the Dodgers on 9/6 for his first call-up and made his Big League debut as a pinch-hitter on 9/11 at SF.
- Made his first Major League start on 9/15 vs. PIT at Dodger Stadium, going 1-for-2 with a single off of Ross Ohlendorf for his first career Big League hit.
- Named by *Baseball America* as the Dodgers' best defensive catcher after the season.

2010: Spent the entire season with Single-A Salem, hitting .251 with four home runs and 61 RBI in 109 games.

- Finished third in the Carolina League and fifth overall in Boston's farm system with 34 doubles.
- Tossed out 30 of 90 (33.3%) attempted base stealers, tied for the second-best percentage among qualifying catchers in the Carolina League.
- Named the best defensive catcher in the Red Sox system by *Baseball America* following the season.

2009: Split the season between Single-A Greenville and Advanced-A Salem, leading all Red Sox farmhands with a combined .305 average while hitting 14 home runs and collecting 58 RBI.

- Earned a promotion to Salem after leading the South Atlantic League with a .345 average and 10 home runs in the league's first half with Greenville, earning mid-season South Atlantic League All-Star honors.
- Posted a 34% (18-of-53) caught stealing rate overall on the season.
- Named South Atlantic League Player of the Week for 6/15-21, hitting .529 (9-for-17) during that span.
- After the season, named the best defensive catcher in the Red Sox farm system by *Baseball America*.

2008: Made his professional debut with Single-A Lowell after signing as a seventh-round selection of the Red Sox in the First-Year Player Draft.

- Tossed out attempted base stealers at a 41% rate.



PLAYERS

PERSONAL

Timothy Joseph Federowicz (feh-d-er-oh-VICH)...hit .319 with 21 home runs and 125 RBI over his three-year career (2006-08) at the University of North Carolina-Chapel Hill...reached the College Baseball World Series finals twice in his collegiate career (2006 and 2007) but fell both times to Oregon State...was a 2006 baseball Freshman All-American of the 2006 All-College World Series team...ranks sixth all-time at UNC in doubles (57) and ninth in RBI...was a member of the U.S. National team that won the 2006 FISU World Championship in Havana, Cuba...was a two-time all-conference player as a catcher for Apex High School (NC)...played both baseball and basketball in high school...originally signed by Red Sox scout Quincy Boyd.

TIM FEDEROWICZ'S CAREER BATTING RECORD

YR	CLUB	AVG	G	AB	R	H	2B	3B	HR	RBI	SH	SF	HP	BB	SO	SB	CS	OBP	SLG	E
2008	Lowell (A)	.244	36	127	14	31	6	0	1	15	0	2	0	19	24	10	3	.338	.315	2
2009	Greenville (A)	.345	55	226	34	78	19	0	10	34	0	2	4	15	42	1	0	.393	.562	6
	Salem (A)	.257	51	187	18	48	13	0	4	24	1	3	1	5	22	1	0	.276	.390	3
2010	Salem (A)	.253	109	407	47	103	34	1	4	61	0	5	2	43	86	1	1	.324	.371	6
2011	Portland (AA)	.277	90	339	46	94	20	0	8	52	0	8	3	32	63	1	0	.338	.407	10
	Albuquerque (AAA)	.325	25	83	17	27	7	0	6	17	0	2	2	15	20	0	0	.431	.627	0
	LOS ANGELES (NL)	.154	7	13	0	2	0	0	0	1	0	0	1	2	4	0	0	.313	.154	1
2012	Albuquerque (AAA)	.294	115	412	71	121	34	1	11	76	1	7	3	52	91	0	1	.371	.461	12
	LOS ANGELES (NL)	.333	3	3	0	1	0	0	0	0	0	0	0	1	2	0	0	.500	.333	0
2013	LOS ANGELES (NL)	.231	56	160	12	37	8	0	4	16	2	1	0	10	56	0	0	.275	.356	5
	Albuquerque (AAA)	.418	21	79	20	33	8	1	8	25	2	2	1	14	26	0	0	.500	.848	0
2014	Albuquerque (AAA)	.328	78	299	51	98	26	0	14	48	0	2	2	26	66	1	0	.383	.555	7
	LOS ANGELES (NL)	.113	23	71	2	8	3	0	1	5	2	1	1	3	18	0	0	.158	.197	3
Major League Totals		.194	89	247	14	48	11	0	5	22	4	2	2	16	80	0	0	.247	.300	9
Minor League Totals		.293	580	2159	318	633	167	3	66	352	4	33	18	221	440	15	5	.359	.465	46

*Led league +Tied for league lead @Rehab assignment

CAREER FIELDING

POSITION	PCT.	G	PO	A	E	TC	DP
Catcher	.985	76	523	65	9	597	1
First Base	---	2	0	0	0	0	0
Career Total	.985	78	523	65	9	597	1

SINGLE-GAME HIGHS

HITTING STREAK.....Four games, August 1-9, 2013
 HITS.....3, August 7, 2013 at St. Louis
 DOUBLES.....1, 11 times, last June 9, 2014 at Cincinnati
 RBI.....3, three times, last June 7, 2014 at Colorado
 RUNS SCORED.....2, twice, last August 7, 2013 at St. Louis
 WALKS.....2, August 20, 2013 at Miami
 STRIKEOUTS.....3, eight times, last April 22, 2014 vs. Philadelphia

HOME RUNS

CAREER MULTI-HOME RUN GAMES.....None
 CAREER GRAND SLAMS.....None
 CAREER PINCH-HIT.....None

CAREER TRANSACTIONS

2008.....Signed by the Boston Red Sox as a seventh-round selection in the First-Year Player Draft.
 2011.....Acquired by the Los Angeles Dodgers along with RHP Stephen Fife and RHP Juan Rodriguez from the Boston Red Sox in exchange for OF Trayvon Robinson, July 31.
 2014.....Acquired by the San Diego Padres along with OF Matt Kemp and cash considerations from the Los Angeles Dodgers in exchange for RHPs Zach Eflin and Joe Wieland and C Yasmani Grandal, December 18.



ROCKY GALE

CATCHER

78

GALE

BATS/THROWS: R/R
OPENING DAY AGE: 27

HEIGHT/WEIGHT: 6-1/176
SERVICE TIME: 0.000

BORN: February 22, 1988 in Portland, OR

RESIDENCE: Portland, OR

ACQUIRED: Signed as a 24th-round selection in the 2010 First-Year Player Draft

CONTRACT STATUS: Signed through 2015

NON-ROSTER INVITEE

CAREER

2014: Spent the entire season with Triple-A El Paso, hitting .303 with 12 doubles and 35 RBI in 77 games.

- Against left-handed pitching he hit .327 (17-for-52) and .295 (52-for-176) vs. right-handers.
- After hitting .059 (1-for-17) in seven games in April he hit .455 (15-for-33) in 10 games in May.
- Tossed out 38.2% (26-of-68) of attempted base stealers.
- Played winter ball in the Australian Baseball League following the season for Adelaide Bite.

2013: Spent the majority of the season with Double-A San Antonio, playing in 70 games total between the Missions and Triple-A Tucson in 2013.

- Played 62 of his 70 games in 2013 with the Missions...hit .278 (10-for-36) against left-handed pitching for San Antonio.
- Made 56 starts behind the plate for San Antonio...tossed out 21 of 60 (35%) attempted base stealers.

2012: Split time between Single-A Lake Elsinore, Double-A San Antonio and Triple-A Tucson, playing the majority of his games with Tucson.

- Made 36 starts behind the plate for Tucson, 13 for Lake Elsinore and one for San Antonio.
- Tossed out 17 of 47 (36%) attempted base stealers overall on the season.

2011: In his second professional season, began the year with Single-A Fort Wayne before also playing for Single-A Lake Elsinore, Double-A San Antonio and Triple-A Tucson.

- Spent the majority of his season with Fort Wayne and Lake Elsinore, playing in 26 games for the TinCaps and 27 for the Storm.
- Tossed out 17 of 48 (35%) attempted base stealers overall on the season.

2010: Made his professional debut with Single-A Eugene, hitting .292 (47-for-161) over 43 games for the Emeralds.

- Made 35 starts behind the plate, tossing out 26 of 62 (42%) of attempted base stealers.

PERSONAL

Rocky Michael Gale...attended the University of Portland...lives with his wife, Leah...named first team All-West Coast Conference as a senior after hitting .347 with two homers and 16 RBI...named first team All-State and first team All-Valley Conference in 2006 at North Salem High School (OR)...signed by Padres' scout Justin Baughman.

ROCKY GALE'S CAREER BATTING RECORD

YR	CLUB	AVG	G	AB	R	H	2B	3B	HR	RBI	SH	SF	HP	BB	SO	SB	CS	OBP	SLG	E
2010	Eugene (A)	.292	43	161	16	47	5	0	0	16	0	0	1	7	29	2	2	.325	.323	2
2011	Fort Wayne (A)	.267	26	90	9	24	3	0	1	13	1	3	1	6	23	0	1	.310	.333	3
	Lake Elsinore (A)	.141	27	71	7	10	1	0	0	10	3	1	2	7	12	0	1	.235	.155	1
	Tucson (AAA)	.250	4	12	1	3	0	1	0	2	0	0	0	0	1	0	0	.250	.417	0
	San Antonio (AA)	.043	7	23	1	1	1	0	0	1	0	0	0	0	3	0	0	.043	.087	1
2012	Lake Elsinore (A)	.180	14	50	3	9	1	0	1	6	1	0	0	1	8	1	0	.196	.260	3
	Tucson (AAA)	.171	41	123	12	21	6	0	0	11	2	0	0	6	22	0	0	.209	.220	2
	San Antonio (AA)	.200	3	5	0	1	0	0	0	0	0	0	0	0	1	0	0	.200	.200	0
2013	San Antonio (AA)	.246	62	207	15	51	5	0	1	22	3	2	2	10	19	0	4	.285	.285	3
	Tucson (AAA)	.200	8	20	1	4	1	0	0	2	0	0	0	0	2	0	0	.200	.250	0
2014	El Paso (AAA)	.303	77	228	21	69	12	0	0	35	2	3	0	10	33	1	0	.328	.355	5
Minor League Totals		.242	312	990	86	240	35	1	3	118	12	9	6	47	153	4	8	.279	.289	20

CAREER TRANSACTIONS

2006.....Selected by the Kansas City Royals in the 49th round of the First-Year Player Draft (did not sign).

2010.....Signed by the San Diego Padres as a 24th-round selection in the First-Year Player Draft.



PLAYERS



FRANK GARCES

LEFT-HANDED PITCHER

60

BATS/THROWS: L/L

OPENING DAY AGE: 25

BORN: January 17, 1990 in San Cristobal, Dominican Republic

RESIDENCE: San Cristobal, Dominican Republic

ACQUIRED: Signed as a minor league free agent: May 12, 2011.

CONTRACT STATUS: Signed through 2015

HEIGHT/WEIGHT: 5-11/174

SERVICE TIME: 0.041

CAREER

2014: In his first season as a full-time reliever, spent much of the campaign with Double-A San Antonio before getting his first taste of the Major Leagues with 15 games for the Padres.

- Named a Texas League mid-season All-Star and MiLB.com Organizational All-Star, following the season.
- Had his contract selected from San Antonio on 8/19 and made his Major League debut that night in Los Angeles at Dodger Stadium with a perfect inning...recorded his first strikeout in Erisbel Arruebarrena, his first batter faced.
- Optioned back to San Antonio on 8/22...recalled a second and final time on 9/2.
- Finished the season among Texas League leaders in holds (14, 1st) and appearances (51, 2nd)...among Texas League relievers, his opponents average (.196) ranked second-best, as well as his SO/9.0 IP ratio (10.19).

2013: Spent the entire season with Single-A Lake Elsinore, going 7-9 with a 5.67 ERA (76 ER, 120.2 IP) and a career-high 126 strikeouts in 26 starts.

- Over six starts in May, went 2-2 with a 3.71 ERA (11 ER, 26.2 IP) and 31 strikeouts against eight walks.

2012: Played the entire season with Single-A Fort Wayne, going 9-6 with a 2.81 ERA (38 ER, 121.2 IP) and 112 strikeouts in 25 starts.

- Named a Midwest League mid-season All-Star and MiLB.com Organizational All-Star, following the season.

2011: Led the Dominican Summer League with 115 strikeouts in 71.2 innings pitched over 15 games, 10 starts...went 4-3 with a 2.51 ERA (20 ER, 71.2 IP) overall on the season.

- His 115 strikeouts were the most in one year in the DSL by any player over the last 15 seasons.

2010: Did not appear in a game after being released by the Rangers on 9/26/09.

2009: Made his professional debut with the Rangers Dominican Summer League team with eight games, one start.

PERSONAL

Frank Yeury Garcés...originally signed by Texas Rangers' scout Mike Daly.

FRANK GARCES' CAREER PITCHING RECORD

YR	CLUB	W-L	ERA	G	GS	CG	SHO	SV	IP	H	R	ER	HR	HB	BB	SO	WP	BK	AVG
2009	DSL Rangers (R)	0-2	4.96	8	1	0	0	0	16.1	24	16	9	0	1	9	12	0	1	.343
2010									Did not play										
2011	DSL Padres (R)	4-3	2.51	15	10	1	0	1	71.2	53	28	20	3	1	20	115*	5	0	.202
2012	Fort Wayne (A)	9-6	2.81	25	25	0	0	0	121.2	102	51	38	3	1	55	112	4	2	.233
2013	Lake Elsinore (A)	7-9	5.67	26	26	0	0	0	120.2	131	86	76	15	13	57	126	4	3	.275
2014	San Antonio (AA)	2-5	1.93	51	0	0	0	8	65.1	46	17	14	3	3	24	74	1	0	.196
	SAN DIEGO	0-0	2.00	15	0	0	0	0	9.0	8	2	2	1	1	1	10	0	0	.229
	Major League Totals	0-0	2.00	15	0	0	0	0	9.0	8	2	2	1	1	1	10	0	0	.229
	Minor League Totals	22-25	3.57	125	62	1	0	9	395.2	356	198	157	24	19	165	439	14	6	.240

*Led league +Tied for league lead @Rehab assignment

2014 AND CAREER BATTING RECORD

YR	CLUB	AVG	G	AB	R	H	2B	3B	HR	RBI	SH	SF	HP	BB	SB	CS	OBP	SLG
2014	SAN DIEGO	---	---	---	---	---	---	---	---	---	---	---	---	---	---	---	---	---

CAREER FIELDING

POSITION	PCT.	G	PO	A	E	TC	DP
Pitcher	1.000	15	0	1	0	1	0

SINGLE-GAME HIGHS

INNINGS PITCHED.....2.0, August 22, 2014 at Arizona
 LOW-HIT COMPLETE GAME.....None
 STRIKEOUTS.....3, September 28, 2014 at San Francisco
 MOST HITS ALLOWED.....2, twice, last September 8, 2014 at Los Angeles-NL
 MOST RUNS ALLOWED.....1, twice, last September 8, 2014 at Los Angeles-NL
 MOST WALKS ALLOWED.....1, August 22, 2014 at Arizona
 MOST HOME RUNS ALLOWED.....1, September 8, 2014 at Los Angeles-NL

CAREER TRANSACTIONS

2009.....Signed by the Texas Rangers as a non-drafted free agent, May 29.
 2011.....Signed by the San Diego Padres as a minor league free agent, May 12.



JAKE GOEBBERT

INFIELDER/OUTFIELDER

BATS/THROWS: L/L

OPENING DAY AGE: 27

BORN: September 24, 1987 in Hoffman Estates, IL

RESIDENCE: Hampshire, IL

ACQUIRED: From OAK along with a PTBNL (RHP Ronald Herrera) in exchange for INF/OF Kyle Blanks: May 15, 2014

CONTRACT STATUS: Signed through 2015

HEIGHT/WEIGHT: 6-0/212

SERVICE TIME: 0.102

NON-ROSTER INVITEE

CAREER

2014: Made his Major League debut for the Padres after being acquired by San Diego on 5/15 from the Oakland A's.

- Acquired by the Padres on 5/15 along with a player to be named later (RHP Ronald Herrera) in exchange for INF/OF Kyle Blanks.
- Selected by the Padres from Triple-A El Paso on 6/19 and made his Major League debut on 6/20 vs. LAD with a pinch-hit, RBI-single off of Dan Haren.
- Hit his first career home run on 7/9 at COL off of Jair Jurrjens.
- Over his first stint with the Padres, hit .250 (12-for-48) over 22 games from 6/20 – 7/24 before being optioned back to El Paso on 7/25.
- Recalled for a second and final stint on 8/12.
- Started 23 games total, including 19 at 1B and four in LF.
- Over 48 games total for El Paso he hit .322 (55-for-171), after being acquired by the Padres.
- In the pinch for San Diego, he hit .273 (6-for-22)...also hit .318 (7-for-22) with runners in scoring position.
- Following the season, designated for assignment on 1/7 and outrighted to Triple-A El Paso on 1/14.

2013: Spent the majority of the season with Double-A Midland in the A's organization, earning Texas League mid-season All-Star honors...combined to hit .262 with a career-high 22 home runs with 81 RBI in 126 games.

- Also named a MiLB.com Organizational All-Star, following the season.
- Acquired by the Athletics from the Astros prior to the start of the season on 4/4 in exchange for LHP Travis Blackley.

2012: Played primarily for Double-A Corpus Christi in the Astros organization, hitting .304 with 23 doubles, six triples, nine home runs, 53 RBI and 71 runs scored in 114 games for the Hooks.

- Also played in 16 games for Triple-A Oklahoma City.
- Named Texas League Player of the Week for the week of 4/16.

2011: Advanced three levels from Single to Double and then Triple-A, combining to hit .290 with 27 doubles, four triples, 12 home runs, 67 RBI and 62 runs scored in 132 games total.

- Played the majority of the season with Double-A Corpus Christi hitting .305 in 75 games for the Hooks.
- Following the season, played for Salt River at the Arizona Fall League.

2010: Played the entire season with Single-A Lexington, earning club Most Valuable Player Award honors after hitting .291 with 48 doubles, one triple, 10 home runs, 98 RBI, 91 runs scored and 14 stolen bases in 135 games.

- Named South Atlantic League Player of the Week for the week of 7/26-8/1.
- Led all Astros minor leaguers with 98 RBI on the season.
- Named an MiLB.com Organizational All-Star following the season.

2009: Made his professional debut with Short-Season Tri-City in the New York-Penn League after signing as a 13th-round selection out of Northwestern University.

- Signed nine days after being drafted on 6/19...spent the entire season with Short-Season Tri-City.

QUICK HIT

- **First MLB Hit:** June 20, 2014 vs. Los Angeles (NL), PH RBI-double off of Dan Haren
- **First MLB Home Run:** July 9, 2014 at Colorado, solo off Jair Jurrjens

PERSONAL

Jacob Dwayne Goebbert...he and his wife, Heather, reside in Hampshire, IL...attended Northwestern University where he played for three seasons (2007-09)...as a sophomore in 2008, was a second-team All-Big Ten selection...named the team's Big Ten Sportsmanship Award recipient...broke a 31-year-old school season record by posting a Big Ten-leading 22 doubles...graduated from Hampshire HS (IL) where he earned three varsity letters in baseball, football and basketball...was an All-State baseball player as a junior...was also a three-time all-conference and all-area baseball selection, twice in football...named to the All-State academic team and was a four-year Super Honor Roll student...originally signed by Astros' scout Troy Hoerner.



JAKE GOEBBERT'S CAREER BATTING RECORD

Table with 21 columns: YR, CLUB, AVG, G, AB, R, H, 2B, 3B, HR, RBI, SH, SF, HP, BB, SO, SB, CS, OBP, SLG, E. Rows include seasons 2009-2014 for various clubs and Major/Minor League Totals.

*Led league +Tied for league lead @Rehab assignment

CAREER FIELDING

Table with 7 columns: POSITION, PCT., G, PO, A, E, TC, DP. Rows include First Base, Left Field, and Career Total.

SINGLE-GAME HIGHS

HITTING STREAK.....Four games, twice, last August 16-20, 2014
HITS2, three times, last September 14, 2014 at Arizona
DOUBLES1, September 14, 2014 at Arizona
RBI.....3, August 16, 2014 at St. Louis
RUNS SCORED.....2, twice, last August 17, 2014 at St. Louis
WALKS.....2, September 16, 2014 vs. Philadelphia
STRIKEOUTS.....3, July 24, 2014 at Chicago-NL

HOME RUNS

CAREER MULTI-HOME RUN GAMES.....None
CAREER GRAND SLAMSNone
CAREER PINCH-HITNone

CAREER TRANSACTIONS

2009.....Signed by the Houston Astros as a 13th-round selection in the First-Year Player Draft.
2013.....Acquired by the Oakland Athletics from the Houston Astros in exchange for LHP Travis Blackley, April 4.
2014.....Acquired by San Diego along with a PTBNL (RHP Ronald Herrera) in exchange for INF/OF Kyle Blanks, May 15.



DIEGO GORIS

INFIELDER

85

GORIS

BATS/THROWS: R/R
OPENING DAY AGE: 24

HEIGHT/WEIGHT: 5-10/200
SERVICE TIME: 0.000

BORN: November 8, 1990 in Santiago, Dominican Republic

RESIDENCE: Santiago, Dominican Republic

ACQUIRED: Selected in the Triple-A Phase of the 2012 Rule 5 Draft from KC

CONTRACT STATUS: Signed through 2015

NON-ROSTER INVITEE

CAREER

2014: Spent the majority of the season with Single-A Lake Elsinore, earning California League mid-season All-Star honors before playing in 37 games for Double-A San Antonio.

- Combined to hit .302 (156-for-516) with 32 doubles, two triples, 17 home runs, 71 RBI and 84 runs scored in 126 games total, including .324 with 13 home runs and 61 RBI in 89 games for the Storm.
- Set career-highs in nearly every offensive category, including hits, doubles, home runs, RBI, runs and games played.
- Spent the majority of his playing time at SS, also seeing time at 2B, 3B and 1B.
- Named a MiLB.com Organizational All-Star, following the season.

2013: Played the entire season with Single-A Fort Wayne in his first year in the Padres organization after being acquired via the 2012 Rule 5 Draft from the Royals.

2012: Split the campaign between the Royals Rookie-Level Arizona Summer League affiliate and Short-Season Idaho Falls in the Pioneer League.

- Hit .425 (34-for-80) in 18 games for the AZL Royals before his promotion to Idaho Falls.

2011: Hit a career- best .350 (93-for-266) in 68 games for the Dominican Summer League Pirates, his fourth campaign with the DSL Pirates.

- His .350 average ranked second-best in the DSL while his 93 hits and 136 total bases led the league.
- Following the season, was traded to KC along with RHP Brooks Pounders in exchange for INF Yamaico Navarro.

2010: In his third campaign, played in 49 games for the Dominican Summer League Pirates, hitting .310 (53-for-171) on the year.

2009: Hit .277 (64-for-231) in 58 games for the Pirates Dominican Summer League affiliate.

2008: Made his professional debut with the Dominican Summer League Pirates, hitting .245 in 44 games.

PERSONAL

Diego Agustin Goris (gor-EES)...originally signed by Pirates' scouts Rene Gayo and Nelson Llena.

DIEGO GORIS' CAREER BATTING RECORD

YR	CLUB	AVG	G	AB	R	H	2B	3B	HR	RBI	SH	SF	HP	BB	SO	SB	CS	OBP	SLG	E
2008	DSL Pirates (R)	.245	44	143	16	35	2	2	0	11	1	0	2	5	21	2	3	.280	.287	13
2009	DSL Pirates (R)	.277	58	231	37	64	8	5	1	31	7	2	3	10	22	11	7	.313	.368	21
2010	DSL Pirates (R)	.310	49	171	31	53	7	1	5	29	1	1	0	9	19	6	6	.343	.450	7
2011	DSL Pirates (R)	.350	68	266*	53	93*	20	4	5	46	2	3	3	15	28	15	3	.387	.511	13
2012	AZL Royals (R)	.425	18	80	14	34	6	3	3	19	0	2	2	2	10	0	0	.442	.688	7
	Idaho Falls (R)	.286	40	154	27	44	8	1	10	32	2	1	1	2	22	0	0	.297	.545	2
2013	Fort Wayne (A)	.266	96	361	43	96	19	1	6	52	3	7	1	16	47	1	0	.294	.374	15
2014	Lake Elsinore (A)	.324	89	370	66	120	27	2	13	61	0	6	2	14	74	5	0	.347	.514	18
	San Antonio (AA)	.247	37	146	18	36	5	0	4	10	1	1	1	2	25	1	2	.260	.363	14
Minor League Totals		.299	499	1922	305	575	102	19	47	291	17	23	15	75	268	41	21	.327	.445	110

*Led league +Tied for league lead @Rehab assignment

CAREER TRANSACTIONS

2008.....Signed by the Pittsburgh Pirates as a non-drafted free agent, May 23.

2011.....Acquired by the Kansas City Royals with RHP Brooks Pounders in exchange for INF Yamaico Navarro, December 7.

2012.....Selected by the San Diego Padres in the Triple-A Phase of the Rule 5 Draft from the Royals.

**TAYRON GUERRERO****RIGHT-HANDED PITCHER****65****BATS/THROWS:** R/R**OPENING DAY AGE:** 24**HEIGHT/WEIGHT:** 6-7/213**SERVICE TIME:** 0.000**BORN:** January 9, 1991 in Boca Chica, Colombia**RESIDENCE:** Boca Chica, Colombia**ACQUIRED:** Signed as a non-draft free agent: December 18, 2009**CONTRACT STATUS:** Signed through 2015**CAREER**

2014: Began the season with Single-A Fort Wayne, going 6-1 with a 1.00 ERA (4 ER, 36.0 IP) and 42 strikeouts against 12 walks in 25 relief outings for the TinCaps before appearing in 14 games for Single-A Lake Elsinore.

- Combined to go 6-1 with a 1.45 ERA (8 ER, 49.2 IP) and 56 strikeouts against 20 walks in 39 relief outings.
- Selected to represent the World Team at the 2014 Futures Game at Target Field.
- Also named a Midwest League mid-season All-Star.
- Following the season, participated in the Arizona Fall League with four games for Surprise...named an Arizona Fall League Rising Star.

2013: Saw time with the AZL Padres, Single-A Eugene and Single-A Fort Wayne, combining to go 2-5 with a 4.91 ERA (22 ER, 40.1 IP) and 44 strikeouts in 22 games, four starts.

2012: Began the year with the Arizona Summer League Padres before making four starts for Eugene.

- Combined to go 1-1 with a 2.49 ERA (7 ER, 25.1 IP) in nine games, seven starts.

2011: Spent the entire season with the Arizona Summer League Padres, appearing in 16 games, four starts.

2010: Made his professional debut with the Padres Dominican Summer League affiliate, posting a 3.42 ERA (18 ER, 47.1 IP) over 16 games, five starts.

- Struck out 50 batters over his 47.1 innings...notched his first career save.

PERSONAL

Tayron Luis Guerrero...signed by Padres' scouts Roberto Rowley, Felix Feliz and Marcial Del Valle.

TAYRON GUERRERO'S CAREER PITCHING RECORD

YR	CLUB	W-L	ERA	G	GS	CG	SHO	SV	IP	H	R	ER	HR	HB	BB	SO	WP	BK	AVG
2010	DSL Padres (R)	3-2	3.42	16	5	0	0	1	47.1	38	21	18	0	4	32	50	6	0	.229
2011	AZL Padres (R)	0-4	9.62	16	4	0	0	0	33.2	45	42	36	0	6	41	24	13	1	.331
2012	AZL Padres (R)	1-0	1.50	5	3	0	0	0	12.0	7	2	2	0	0	2	6	0	0	.175
	Eugene (A)	0-1	3.38	4	4	0	0	0	13.1	10	6	5	0	1	12	11	6	0	.227
2013	Fort Wayne (A)	0-1	7.36	4	0	0	0	0	3.2	8	8	3	0	1	8	4	3	0	.471
	AZL Padres (R)	1-0	5.79	3	1	0	0	0	4.2	5	4	3	0	1	0	5	2	0	.263
	Eugene (A)	1-4	4.50	15	3	0	0	0	32.0	24	21	16	1	4	25	35	6	0	.209
2014	Fort Wayne (A)	6-1	1.00	25	0	0	0	1	36.0	22	7	4	2	0	12	42	1	1	.169
	Lake Elsinore (A)	0-0	2.63	14	0	0	0	3	13.2	10	4	4	1	1	8	14	2	0	.200
Minor League Totals		12-13	4.17	102	20	0	0	5	196.1	169	115	91	4	18	140	191	39	2	.236

CAREER TRANSACTIONS

2009.....Signed by the San Diego Padres as a non-drafted free agent, December 18.



JEDD GYORKO

INFIELDER

BATS/THROWS: R/R

OPENING DAY AGE: 26

BORN: September 23, 1988 in Morgantown, WV

RESIDENCE: Morgantown, WV

ACQUIRED: Signed as a second-round selection in the 2010 First-Year Player Draft

CONTRACT STATUS: Signed through 2019 (club option for 2020)

HEIGHT/WEIGHT: 5-10/205

SERVICE TIME: 2.000

CAREER

2014: Made his second-straight Opening Day roster and second-straight Opening Day start on 3/30 vs. LAD...played in 111 games total, missing time while on the 15-day DL.

- Placed on the 15-day DL on 6/6 (retro to 6/4) with plantar fasciitis in his left foot and missed 44 games before returning on 7/28.
- After returning from the DL on 7/28, he hit .260 (51-for-196) with 12 doubles, five home runs and 27 RBI over his final 55 games.
- Hit .162 (33-for-204) over his first 56 games with five doubles, five home runs and 24 RBI from 3/30 – 6/3 before landing on the DL.
- Career-best 10-game hit streak from 9/9-19, hitting .324 (12-for-37).
- Led the Padres for the second-straight year with 51 RBI, his first two years in the Major Leagues.
- With 50 of his 51 RBI coming at 2B, collected 50+ RBI in his first two Major League seasons (63 in 2013, 56 at 2B), becoming just the fourth NL player since 1920 to have 50-or-more RBI in each of his first two Major League seasons (partial or full) while playing 2B.
- Had his second career multi-homer game on 5/9 vs. MIA, including his second-career grand slam and a career-high total six RBI on the day, the most RBI by a Padre in 2014.
- Also had a grand slam on 8/16 at STL to give the Padres an 8-5 lead.
- Became the fastest player in team history to reach 100 RBI with his 100th on 8/16 at STL in his 199th career game.
- With all 10 of his home runs coming at 2B, ended the season with 33 career home runs coming at 2B, surpassing Mark Loretta (30 at 2B) to become the Padres all-time home run leader at 2B.
- Signed by the Padres to a contract through the 2019 season with a club option for the 2020 season on 4/14.

QUICK HIT

• A four-time All-Conference and three-time All-State baseball player at University High School in Morgantown (WV), he was also named first-team All-State in basketball.

• Attended West Virginia University, where his older brother had started at linebacker for the Mountaineers football program.

• **First MLB Hit:** April 1, 2013 at New York (NL), double off Jonathon Niese

• **First MLB Home Run:** May 1, 2013 at Chicago-NL, solo off Scott Feldman

2013: Made his Major League debut as the Opening Day second baseman and led the club with 23 homers and 63 RBI.

- Became the 28th rookie in club history to start on Opening Day.
- Led all qualifying Major League rookies with 23 home runs, 49 extra-base hits, 216 total bases, a .301 OBP, a .444 SLG and a .745 OPS while also ranking among rookie leaders in several other offensive categories, including RBI (2nd, 63), doubles (3rd, 26), runs scored (3rd, 62) and hits (5th, 121).
- Since it became an official stat in 1920, he was the first rookie second baseman to lead his team in RBI...only other Padre to lead the team in RBI as a rookie was INF Nate Colbert with 66 in 1969.
- Became the third rookie second baseman in MLB history to hit 23-or-more home runs in a single season, joining Dan Uggla (27 for Florida in 2006) and Joe Gordon (24 for New York-AL in 1938).
- His 23 home runs were the most in franchise history by a second baseman and were the second-most all-time by a Padres rookie, behind only Nate Colbert's 24 in 1969.
- His 26 doubles were the eighth-most all-time by a Padres rookie and most since Yonder Alonso set the club's rookie-record with 39 doubles in 2012...the 26 doubles were the third-most by a Padres rookie second baseman in a season, behind Josh Barfield (32 in 2006) and Dave Campbell (28 in 1970).
- Posted a .992 fielding pct. at 2B (4 E in 502 TC), fourth-best in baseball and the best-ever among rookie second basemen...his four errors were the fewest among qualifying rookie second basemen in MLB history (min. 108 games).
- Notched his first career hit in his Major League debut with a double on Opening Day, 4/1 at NYM off Jonathon Niese.
- Recorded his first career home run on 5/1 at CHI at Wrigley Field off Scott Feldman.
- Hit 13 of his 23 home runs at home, tied with Chase Headley (2012) for third-most all-time in a single-season at Petco Park behind Will Venable (15 in 2013) and Adrian Gonzalez (14 in 2008).
- Recorded 15 homers and 38 RBI over 62 second-half games, both the most by a Padre following the All-Star Break.
- Hit .303 (30-for-99) with six doubles, six homers, 12 RBI and 20 runs over 26 games in May...ranked among rookie leaders in May in runs (1st, 20), home runs (1st, 6), hits (2nd, 30), average (3rd, .303), RBI (3rd, 12) and OPS (2nd, .907).
- Missed 30 games due to a right groin strain...placed on the 15-day DL on 6/10 and reinstated on 7/12 after playing in two rehab games with Single-A Lake Elsinore...also appeared in one game with Double-A San Antonio...was hitting .284 (66-for-232) at the time of landing on the DL on 6/10...Padres went just 12-18 (.400) in his absence.
- Hit eight homers in August, tied for second-most in the National League and tied for most by a Padre (also, Will Venable)...eight homers in August were the most ever hit in a single calendar month by a Padres rookie in team history.
- Over 27 games in September, hit seven home runs and 20 RBI, tied with Carmelo Martinez (20 in June of 1984) for the second-most RBI by a Padres rookie in a single calendar month, behind Benito Santiago's 25 RBI in August of 1987.
- Hit 15 home runs in the second half led all rookies while his 38 RBI were tied for the most after the All-Star Break with Tampa Bay and A.L. Rookie of the Year Wil Myers...his 15 homers in the second half were the most ever by a Padres rookie after the All-Star Break while his 38 RBI ranked fourth-most by a Padres rookie after the break.
- Recorded his first career multi-homer game on 8/23 vs. CHI, collecting a career-high tying four RBI.
- Hit his first career grand slam on the final day of the season, 9/29 at SF.



PLAYERS

2012: Spent the majority of the season with Triple-A Tucson, combining to hit .311 (155-for-499) with 30 home runs and 100 RBI in 126 games between Tucson and Double-A San Antonio.

- Began the season with San Antonio and was transferred to Tucson on 5/17.
- From the time of his promotion to Tucson on 5/17 through the end of the regular season, his 83 RBI led all players at the Triple-A level, while his 24 home runs ranked tied for second-most.
- His 30 homers total on the season ranked tied for sixth-most among all minor league players in 2012.
- Despite playing in just 92 games with Tucson, his 24 home runs ranked tied for fourth-most in the Pacific Coast League while his 83 RBI ranked sixth-most...his .588 slugging percentage ranked third-best in the PCL.
- With Tucson, hit .354 (34-for-96) against left-handed pitchers and .319 (87-for-273) off right-handers.
- Named the No. 7 prospect in the Padres organization by *Baseball America* heading into 2013 as well as No. 98 on *Baseball America's* Top-100 Prospects list, prior to the start of the season.
- Named a Triple-A All-Star by *Baseball America* following the season.

2011: Split the season between Single-A Lake Elsinore (81 games) and Double-A San Antonio (59 games), combining to hit .333 (192-for-576) with 47 doubles, two triples, 25 home runs, 114 RBI and 119 runs scored.

- Named to the California League All-Star team, leading the league in average and OBP while ranking second in SLG.
- Overall on the season, he hit safely in 112 of his 140 games (67 of 81 with LE; 45 of 59 with SA), recording 55 multi-hit games...tallied 36 two-hit games, 14 three-hit games, four four-hit games and one five-hit game.
- Named the No. 7 prospect in the Padres organization by *Baseball America*, following the season.
- Played in the Arizona Fall League following the season, hitting .437 (31-for-71) with a .500 OBP and .704 SLG for Peoria.

2010: Split his first professional season between Short-A Eugene and Single-A Fort Wayne.

- Combined to hit .302 (81-for-268) with 17 doubles, seven home runs, 41 RBI and 35 runs scored in 68 games...posted a .372 OBP and .444 SLG between the two teams.

PERSONAL

Jedd Lindon Gyorko (JERK-oh)...he and his wife, Karley, have twin boys, Brody and Kadin...played his prep ball at University High School in Morgantown, WV...four-time All-Conference and three-time All-State player...helped lead his team to state championships in 2004 and 2007...also played basketball in high school and was named first-team All-State...played collegiately at West Virginia University, where he was named to the Athletic Director's Academic Honor Roll and was a Big East Academic All-Star...left WVU as the school's all-time leader with a .404 batting average, 73 doubles, 113 extra-base hits and tied for first with 52 career home runs...signed by Padres' scout Andrew Salvo.

JEDD GYORKO'S CAREER BATTING RECORD

YR	CLUB	AVG	G	AB	R	H	2B	3B	HR	RBI	SH	SF	HP	BB	SO	SB	CS	OBP	SLG	E
2010	Eugene (A)	.330	26	106	16	35	6	0	5	18	0	0	0	9	26	1	1	.383	.528	4
	Fort Wayne (A)	.284	42	162	19	46	11	0	2	23	0	0	2	19	31	1	0	.366	.389	5
2011	Lake Elsinore (A)	.365	81	340	78	124	35	2	18	74	0	2	2	38	64	11	3	.429	.638	8
	San Antonio (AA)	.288	59	236	41	68	12	0	7	40	0	2	1	26	50	1	0	.358	.428	5
2012	San Antonio (AA)	.262	34	130	18	34	4	0	6	17	0	0	2	17	27	1	1	.356	.431	5
	Tucson (AAA)	.328	92	369	62	121	24	0	24	83	0	5	0	34	68	4	3	.380	.588	7
2013	SAN DIEGO	.249	125	486	62	121	26	0	23	63	0	2	4	33	123	1	1	.301	.444	6
	San Antonio (AA)@	1.000	1	1	0	1	0	0	0	0	0	0	0	0	0	0	0	1.000	1.000	0
	Lake Elsinore (A)@	.571	2	7	2	4	1	0	0	1	0	0	0	0	1	0	0	.571	.714	0
2014	SAN DIEGO	.210	111	400	37	84	17	1	10	51	0	3	4	36	100	3	2	.280	.333	11
	El Paso (AAA)@	.292	6	24	7	7	2	0	1	5	0	0	0	4	4	0	0	.393	.500	0
Major League Totals		.231	236	886	99	205	43	1	33	114	0	5	8	69	223	4	3	.291	.394	17
Minor League Totals		.320	343	1375	243	440	95	2	63	261	0	9	7	147	271	19	8	.386	.529	34

*Led league +Tied for league lead @Rehab assignment

CAREER FIELDING

POSITION	PCT.	G	PO	A	E	TC	DP
Second Base	.985	226	380	583	15	978	114
Third Base	.933	13	1	27	2	30	0
Career Total	.983	233	381	610	17	1008	114

SINGLE-GAME HIGHS

HITTING STREAK.....10 games, September 9-19, 2014
 HITS.....4, twice, last August 13, 2014 vs. Colorado
 DOUBLES.....2, twice, last August 13, 2014 vs. Colorado
 RBI.....6, May 9, 2014 vs. Miami
 RUNS SCORED.....3, September 10, 2013 at Philadelphia
 WALKS.....3, August 2, 2014 vs. Atlanta
 STRIKEOUTS.....4, July 27, 2013 at Arizona

HOME RUNS

CAREER MULTI-HOME RUN GAMES (2)...August 23, 2013 vs. Chicago-NL (Edwin Jackson and Blake Parker)
 May 9, 2014 vs. Miami (Jose Fernandez)
 CAREER GRAND SLAMS (2).....September 29, 2013 at San Francisco (Jake Dunning)
 May 9, 2014 vs. Miami (Jose Fernandez)
 CAREER PINCH-HITNone

CAREER TRANSACTIONS

2010.....Signed by the San Diego Padres as a second-round selection in the First-Year Player Draft.



JUSTIN HANCOCK

RIGHT-HANDED PITCHER

72

HANCOCK

BATS/THROWS: R/R**OPENING DAY AGE:** 24**BORN:** October 28, 1990 in Defiance, OH**RESIDENCE:** Defiance, OH**ACQUIRED:** Signed as a ninth-round selection in the 2011 First-Year Player Draft**CONTRACT STATUS:** Signed through 2015**HEIGHT/WEIGHT:** 6-4/186**SERVICE TIME:** 0.000

NON-ROSTER INVITEE

CAREER

2014: Appeared in 15 games, 14 starts, total, missing time due to right forearm strain...went 3-2 with a 3.92 ERA (27 ER, 62.0 IP) overall on the season, with 13 games, 12 starts for Double-A San Antonio.

- Began the season with Double-A San Antonio, making three starts before landing on the DL on 4/19 with a right forearm strain.
- Returned from the DL with two rehab stats for the Rookie-Level AZL Padres on 6/28 before rejoining the Missions on 7/6.
- Following the season, pitched in the Arizona Fall League, making six starts with the Surprise Saguaros, going 1-0 with a 6.19 ERA (11 ER, 16.0 IP).

2013: Split the season between Single-A Fort Wayne and Lake Elsinore, going a combined 8-8 with a 3.37 ERA (49 ER, 130.2 IP) in 26 total starts.

- Began the season with Fort Wayne, going 5-1 with a 1.73 ERA (13 ER, 67.2 IP) over 12 starts before earning a promotion to Lake Elsinore where he went 3-7 with a 5.14 ERA (36 ER, 63.0 IP) over 14 starts.

2012: Split his first full season between Short-Season Eugene and Single-A Fort Wayne, going a combined 5-6 with a 3.30 ERA (39 ER, 106.1 IP) over 28 games, 16 starts.

- Began the year with Fort Wayne, going 0-4 with a 6.95 ERA (26 ER, 33.2 IP) over 13 games, two starts, before being transferred to Short-Season Eugene.
- With Eugene, went 5-2 with a 1.61 ERA (13 ER, 72.2 IP) and 66 strikeouts against 23 walks over 15 games, 14 starts.

2011: Made his professional debut with the club's Rookie-Level affiliate with 11 games, eight starts, after signing as a ninth-round selection in the Draft out of Lincoln Trail Community College (IL).

PERSONAL

Justin D. Hancock...graduated from Defiance High School (OH)...attended Lincoln Trail College (IL)...signed a letter of intent to play at Indiana State University before signing with the Padres as a ninth-round selection, the highest-drafted player ever out of Lincoln Trail by round...originally signed by Padres scout Jeff Stewart.

JUSTIN HANCOCK'S CAREER PITCHING RECORD

YR	CLUB	W-L	ERA	G	GS	CG	SHO	SV	IP	H	R	ER	HR	HB	BB	SO	WP	BK	AVG
2011	AZL Padres (R)	0-3	7.09	11	8	0	0	0	33.0	46	30	26	0	1	21	30	3	1	.329
2012	Fort Wayne (A)	0-4	6.95	13	2	0	0	0	33.2	44	31	26	3	1	20	23	1	0	.312
	Eugene (A)	5-2	1.61	15	14	0	0	0	72.2	52	17	13	3	3	23	66	7	0	.203
2013	Fort Wayne (A)	5-1	1.73	12	12	0	0	0	67.2	54	20	13	0	2	20	44	3	0	.222
	Lake Elsinore (A)	3-7	5.14	14	14	0	0	0	63.0	81	52	36	5	5	36	39	6	0	.307
2014	San Antonio (AA)	3-2	4.12	13	12	0	0	0	59.0	69	29	27	5	2	23	41	3	0	.294
	AZL Padres (R)	0-0	0.00	2	2	0	0	0	3.0	4	0	0	0	0	0	0	0	0	.333
Minor League Totals		16-19	3.82	80	64	0	0	0	332.0	350	179	141	16	14	143	243	23	1	.271

CAREER TRANSACTIONS

2011.....Signed by the San Diego Padres as a ninth-round selection in the First-Year Player Draft.



AUSTIN HEDGES

CATCHER

70

BATS/THROWS: R/R
OPENING DAY AGE: 22

BORN: August 18, 1992 in San Juan Capistrano, CA

RESIDENCE: Tustin, CA

ACQUIRED: Signed as a second-round selection in the 2011 First-Year Player Draft

CONTRACT STATUS: Signed through 2015

HEIGHT/WEIGHT: 6-1/200

SERVICE TIME: 0.000

NON-ROSTER INVITEE

CAREER

2014: Spent the entire season with Double-A San Antonio, playing in a career-high 113 games.

- Enjoyed his best month of the season in May, hitting .286 (26-for-91) with 10 doubles, three home runs and 14 RBI in 25 games.
- Started 104 games behind the plate, posting a .985 fielding percentage (15 errors in 1,005 total chances).
- Tossed out 50 of 131 attempted base stealers (38.2 %).

2013: Split his season between Single-A Lake Elsinore and Double-A San Antonio, spending a majority of the year with the Storm.

- Began the season with Lake Elsinore, playing in 66 games with the Storm before being promoted to San Antonio on 8/1.
- Selected to the roster of the US Team in the SiriusXM All-Star Futures Game at Citi Field in New York, NY.
- Ranked second on the Storm with 22 doubles.
- Won the 2013 Captain's Catcher's Award, honoring the most outstanding catcher in the minors.
- Played for Peoria in the Arizona Fall League following the season and was a Fall Stars Game selection.
- Entered 2014 as the No. 24 prospect in baseball according to MLB.com.

QUICK HIT

- Rated as the No. 4 prospect in the Padres system by *Baseball America* heading into 2015
- Signed a letter of intent to play at UCLA before signing with the Padres, after being selected out of Junipero Serra High School in the 2011 Draft.
- Rated as the second-best catching prospect in the 2011 Draft class by *Baseball America*.

2012: Spent his first full professional season with Single-A Fort Wayne, hitting .279 (94-for-337) with 28 doubles, 10 home runs and 56 RBI in 96 games for the TinCaps.

- Honored as a Midwest League mid- and post-season All-Star.
- Hit .286 (8-for-28) over his first nine games before landing on the seven-day DL on 4/18.
- Reinstated from the DL on 4/26 and hit .278 (86-for-309) throughout the rest of the season.
- Led all Midwest League catchers in doubles (28) and RBI (56) and ranked fourth in home runs (10).
- Posted a .986 fielding percentage in 94 games at catcher, 93 starts...committed 12 errors in 863 total chances...tossed out 47 of 149 attempted base stealers, 31.5 %.
- Named the No. 7 prospect in the Midwest League by *Baseball America* following the season.
- Named the No. 6 prospect as well as the best defensive catcher in the Padres organization by *Baseball America* prior to the start of the season.

2011: In his first professional season played in just nine games between the Rookie-Level AZL Padres and Short-Season Eugene after signing as a second-round selection in the Draft.

- Began his professional career with the AZL Padres, hitting .313 (5-for-16) with a home run and four RBI in five games.
- Played in just four games with Short-Season Eugene to end the year.
- Named the best defensive catcher in the Padres organization by *Baseball America* following the season.

PERSONAL

Austin Charles Hedges...graduated from Junipero Serra High School (CA)...rated as the second-best catching prospect and 12th-best position player prospect in the 2011 Draft Class by *Baseball America*...signed by Padres' scout Josh Emmerick.

AUSTIN HEDGES' CAREER BATTING RECORD

YR	CLUB	AVG	G	AB	R	H	2B	3B	HR	RBI	SH	SF	HP	BB	SO	SB	CS	OBP	SLG	E
2011	AZL Padres (R)	.313	5	16	3	5	0	0	1	4	0	0	1	5	1	1	0	.500	.500	2
	Eugene (A)	.100	4	10	0	1	1	0	0	0	0	0	2	3	0	0	0	.250	.200	0
2012	Fort Wayne (A)	.279	96	337	44	94	28	0	10	56	2	4	7	23	62	14	9	.334	.451	12
2013	Lake Elsinore (A)	.270	66	233	34	63	22	1	4	30	1	4	6	22	45	5	4	.343	.425	11
	San Antonio (AA)	.224	20	67	4	15	3	0	0	8	1	0	1	6	9	3	1	.297	.269	3
2014	San Antonio (AA)	.225	113	427	31	96	19	2	6	44	2	2	3	23	89	1	3	.268	.321	15
Minor League Totals		.251	304	1090	116	274	73	3	21	142	6	10	18	81	209	24	17	.311	.382	43

CAREER TRANSACTIONS

2011.....Signed by the San Diego Padres as a second-round selection in the First-Year Player Draft.



JAY JACKSON

RIGHT-HANDED PITCHER

63

JACKSON

BATS/THROWS: R/R

OPENING DAY AGE: 27

BORN: October 27, 1987 in Greenville, SC

RESIDENCE: Chattanooga, TN

ACQUIRED: Signed as a minor league free agent: January 26, 2015

CONTRACT STATUS: Signed through 2015

HEIGHT/WEIGHT: 6-1/195

SERVICE TIME: 0.000

NON-ROSTER INVITEE

CAREER

2014: Split the season between the Pirates and Brewers organizations, working in 31 games, 18 starts, total.

- Began the season with PIT, going 5-4 with a 4.89 ERA (46 ER, 84.2 IP) in 25 games, 12 starts, for Triple-A Indianapolis before being acquired by MIL in exchange for cash considerations on 8/7.
- Was invited to Major League spring training, his third time in Big League camp (also 2011 and 2012 with the Cubs).

2013: Went 4-7 with a 3.53 ERA (41 ER, 104.2 IP) and 98 strikeouts in 21 appearances, 18 starts, between Double-A Jacksonville and Triple-A New Orleans in the Marlins organization.

- Signed with the Marlins as a minor league free agent on 4/9 after being released by the Cubs on 4/4.
- Named a Southern League mid-season All-Star...promoted to New Orleans from Jacksonville on 7/13.
- Placed on the disabled list on 8/14 with a right elbow contusion, missing the remainder of the season.
- Pitched for Mazatlan in the Mexican Winter league after the season and went 2-0 with 10 saves and a 0.00 ERA (0 ER, 20.1 IP), allowing just 13 hits and five walks while striking out 19.

2012: Spent the entire year with Triple-A Iowa, converting to the bullpen...pitched in 37 games total, nine starts.

- As a reliever, went 1-2 with a 4.27 ERA (22 ER, 46.1 IP) in 28 games...2-5 with a 9.23 ERA (41 ER, 40.0 IP) in nine starts.

2011: Made 26 starts total, spending the entire season with Triple-A Iowa.

- In 11 second-half starts, went 4-6 with a 4.15 ERA (30 ER, 65.0 IP) vs. 4-8 with a 6.28 ERA (57 ER, 81.2 IP) in 15 first-half starts.
- Began the season on the disabled list, landing on 4/7 with a right forearm strain before being activated on 4/21.

2010: In his first full season at the Triple-A level with Iowa, went 11-8 with a 4.63 ERA (81 ER, 157.1 IP) in 32 games, 25 starts, a career-high in wins and innings pitched.

- Over his seven relief appearances, went 2-0 with a 1.17 ERA (2 ER, 15.1 IP) and 12 strikeouts against two walks.

2009: Split the season between Single-A Daytona, Double-A Tennessee and Triple-A Iowa, combining to go 8-7 with a 2.98 ERA (42 ER, 127.0 IP) and 127 strikeouts against 46 walks in 24 total starts.

- Spent most of the year with Tennessee, going 5-5 with a 3.70 ERA (34 ER, 82.2 IP) and 77 strikeouts in 16 starts.
- Named a Southern League mid-season All-Star...also named Florida State League Pitcher of the Week for 8/10-16.

2008: Began his professional career with 13 games, five starts, between Short-Season Boise, Single-A Peoria and Single-A Daytona, combining to go 4-2 with a 2.88 ERA (16 ER, 50.0 IP) and 72 strikeouts against 13 walks.

PERSONAL

Randy Jackson Jr....wife's name is Brielle...graduated from Chris Church Episcopal in Greenville, SC in 2005...earned all-region honors three times and was an all-state selection his senior year...selected as the starting pitcher of the 2005 South Carolina-North Carolina Challenge...named the 2004 Region II-A Player-of-the-Year...starred in basketball at Christ Church Episcopal, where he scored more than 1,500 points in his career...played baseball at Furman University in Greenville and was a first-time All-Southern Conference selection in 2008...originally signed by Cubs' scout Antonio Grissom.

JAY JACKSON'S CAREER PITCHING RECORD

YR	CLUB	W-L	ERA	G	GS	CG	SHO	SV	IP	H	R	ER	HR	BB	SO	WP	BK	AVG
2008	Boise (A)	0-0	5.00	3	1	0	0	0	9.0	7	5	5	1	1	14	1	0	.212
	Peoria (A)	2-2	3.00	6	1	0	0	0	24.0	22	8	8	3	1	5	37	1	.253
	Daytona (A)	2-0	1.59	4	3	0	0	0	17.0	11	4	3	0	0	7	21	0	.183
2009	Tennessee (AA)	5-5	3.70	16	16	1	1	0	82.2	73	35	34	7	1	39	77	2	.236
	Daytona (A)	2-2	1.64	7	7	0	0	0	38.1	31	12	7	3	2	4	46	2	.218
	Iowa (AAA)	1-0	1.50	1	1	0	0	0	6.0	5	1	1	1	0	3	4	0	.227
2010	Iowa (AAA)	11-8	4.63	32	25	0	0	0	157.1	153	86	81	20	13	48	119	8	.256
2011	Iowa (AAA)	8-14	5.34	26	26	0	0	0	146.2	180	90	87	10	4	46	97	4	.305
2012	Iowa (AAA)	3-7	6.57	37	9	0	0	0	86.1	105	67	63	14	3	43	76	5	.309
2013	Jacksonville (AA)	3-6	3.16	14	14	0	0	0	79.2	59	32	28	6	3	22	73	0	.203
	New Orleans (AAA)	1-1	4.68	7	4	0	0	0	25.0	29	16	13	3	0	11	20	1	.299
2014	Indianapolis (AAA)	5-4	4.89	25	12	0	0	0	84.2	91	50	46	8	4	36	87	6	.270
	Nashville (AAA)	0-3	5.06	6	6	0	0	0	26.2	29	15	15	4	0	16	28	0	.282
Minor League Totals		43-52	4.49	184	125	1	1	0	783.1	795	421	391	80	32	281	699	30	.264

CAREER TRANSACTIONS

2008.....Signed by the Chicago Cubs as a ninth-round selection in the First-Year Player Draft.

2013.....Signed by the Miami Marlins as a minor league free agent, April 9.

2013.....Signed by the Pittsburgh Pirates as a minor league free agent, December 3.

2014.....Acquired by the Milwaukee Brewers from the Pittsburgh Pirates in exchange for cash considerations, August 7.

2015.....Signed by the San Diego Padres as a minor league free agent, January 26.



PLAYERS



JOSH JOHNSON

RIGHT-HANDED PITCHER

55

BATS/THROWS: L/R

OPENING DAY AGE: 31

BORN: January 31, 1984 in Minneapolis, MN

RESIDENCE: Las Vegas, NV

ACQUIRED: Signed as a Major League free agent: January 7, 2015

CONTRACT STATUS: Signed through 2015

HEIGHT/WEIGHT: 6-7/250

SERVICE TIME: 9.026

CAREER

2014: Missed the entire season in his first year with the Padres, undergoing Tommy John surgery on his right elbow on 4/24, performed by Dr. James Andrews.

- Signed by the Padres to a one-year contract on 11/20/13.
- Made four starts in Spring Training, going 0-1 with a 3.38 ERA (5 ER, 13.1 IP) and 13 strikeouts against four walks before having his spring cut short due to a right forearm strain.
- Placed on the 15-day DL on 3/29, prior to the start of the season, before being transferred to the 60-day DL on 4/25 after undergoing surgery the day before.
- Re-signed to a one-year contract for the 2015 season on 1/7/15.

QUICK HIT

- **National League ERA leader in 2010, posting a career-best 2.30 ERA for the Marlins.**
- **Two-time National League All-Star (2009 and 2010).**
- **First MLB Win:** April 18, 2006 at Cincinnati

2013: Made 16 starts for Toronto, missing time due to two separate stints on the disabled list.

- Made Blue Jays Opening Day roster...four starts in April before landing on 15-day DL on 5/2 with right triceps inflammation.
- Made three rehab starts between Single-A Dunedin and Triple-A Buffalo before being removed from the DL on 6/4.
- Over 12 starts from 6/4-8/6, went 2-7 with a 5.98 ERA (41 ER, 61.2 IP) before landing on the DL again on 8/14 with a strained right forearm, missing the remainder of the season.
- Acquired by the Blue Jays on 11/19/12 in a 12-player trade with the Marlins.

2012: Made 31 starts and worked 191.1 innings for the Marlins, the second-most starts and second-most innings pitched in his career.

- Was the Marlins Opening Day starting pitcher for the third-straight season on 4/4 vs. STL.
- Won his 50th career game on 5/20 at CLE, and lowered career ERA to 3.10 in the process...only active starting pitchers at the time who had a lower ERA when winning 50th game were Clayton Kershaw (2.83), Tim Lincecum (2.91) and Barry Zito (3.04).
- Posted a 1.87 ERA (7 ER, 33.2 IP) over five starts in June, which was fifth-lowest mark in National League for month, behind R.A. Dickey (0.93), Zack Greinke (1.70), Johnny Cueto (1.72) and Kyle Lohse (1.80)...his opponents batting average (.205) for the month was tied with Matt Cain for fifth-lowest in NL in June, behind Dickey (.131), Johan Santana (.180), Lohse (.185) and Greinke (.203).
- Miami scored just 2.92 runs per 9.0 innings of support, marking the lowest run support average in Majors (min. 30 starts)...also marked lowest in franchise history for a pitcher who made at least 30 starts.
- Allowed just 14 home runs, which tied Aaron Harang (31 GS), Felix Hernandez (33 GS) and Edinson Volquez (31 GS) for the third-fewest in the Majors among pitchers with at least 30 starts.

2011: Made just nine starts, missing much of the season due to right shoulder inflammation...posted a 1.64 ERA (11 ER, 60.1 IP) and a .185 (39-for-211) opponent batting average over his nine starts.

- Was the Marlins Opening Day starter for the second-straight season on 4/1 vs. NYM, earning the win.
- Since 1913, when earned runs were first officially compiled, posted the fourth-lowest ERA, a 0.88 ERA (4 ER, 41.0 IP) in Major League history through end of April (min. 40.0 IP)...was preceded by Fernando Valenzuela (0.20 ERA; 1 ER, 45.0 IP) in 1981 and 1985 (0.21 ERA; 1 ER, 42.0 IP), and Juan Marichal (0.86 ERA; 4 ER, 42.0 IP) in 1965.
- Landed on 15-day DL on 5/21 with right shoulder inflammation...transferred to 60-day on 6/15, missing remainder of the season.

2010: Led the National League with a career-best 2.30 ERA over 28 starts for the Marlins...also named to his second-straight NL All-Star team.

- Missed the final three weeks of season with a strained muscle in his back, but was not placed on disabled list.
- Also led the NL in home ERA (1.57) and held opponents to the 10th-lowest average (.229, 155-for-677).
- Named to his second consecutive NL All-Star team after posting the lowest first-half ERA in Marlins history (1.70)...worked 2.0 innings in Midsummer Classic, allowing no hits while striking out two.
- His 23 earned runs allowed were fewest among Marlins' starters with 15-or-more first-half starts in club history.
- In 13 starts from 5/13 - 7/22, went 7-2 with a 0.79 ERA (8 ER, 91.1 IP), and did not allow more than two runs in any start during span...held opponents to zero or one run 12 times during stretch...first pitcher since Greg Maddux in 1995 to go 13 consecutive starts without allowing more than two runs.
- Earned NL Pitcher of the Month honors in June after going 3-1 with a 1.18 ERA (5 ER, 38.0 IP) in five starts.
- Held opponents to a .203 average against in first half, lowest among Marlins' starters in franchise history...previous mark was .205, by Al Leiter in 1996.

Johnson continued:

- On 4/26 vs. SD, struck out 12 batters in a complete-game win while going 3-for-4 with three RBI as a batter...only three other pitchers had at least three hits and three-or-more RBI at plate while striking out at least 12 opposing batters in same game: Dazzy Vance did it for 1925 Brooklyn Dodgers, as did J.R. Richard for 1976 Astros and Steve Carlton for 1977 Phillies (ELIAS).
- Owned a 1.62 ERA over first 19 starts, becoming only sixth pitcher in division era (since 1969) to have an ERA that low in first 19 starts of a season: Vida Blue in 1971 (1.37), Gaylord Perry in 1974 (1.45), Greg Maddux in 1998 (1.54), Pedro Martinez in 2000 (1.42) and Roger Clemens in 2005, with a mark of 1.47 (ELIAS).
- After allowing one run in 8.0 innings on 6/20 vs. TB, became third pitcher over last 100 seasons to have eight straight starts of at least 6.0 IP and allow no more than one run...others were Bob Gibson in 1968 (11 in a row) and J.R. Richard in 1979 (8).

2009: Won a career-high 15 games and earned his first career All-Star selection...worked a career-high 209.0 innings over a career-high 33 starts.

- His .750 winning percentage was highest in Marlins history among pitchers with at least 10 wins in one season.
- Earned NL Player of the Week honors on 4/14, going 2-0 with a 0.57 ERA and one CG in two starts...his first career weekly honor.
- Named to NL All-Star team, marking first All-Star selection (did not play).
- Posted an .818 winning percentage through first 20 starts (9-2) to set a club record...previous high was .733 by Dontrelle Willis in 2003 and Carl Pavano in 2004 (both 11-4).
- Earned win on 8/10 at PHI to improve career record to 30-13...at the time, only four other active pitchers reached 30 career wins with as few as 13 losses: Tim Hudson (30-8), Roy Oswalt (30-9), Tim Lincecum (30-11) and Jon Lester (30-12).
- Hit third home run of season on 8/4 at WSH, tying club record for home runs by a pitcher, also done by Dontrelle Willis (2006) and Alex Fernandez (1999).

2008: Returned from Tommy John surgery to make 14 starts, going 7-1 for the Marlins.

- Began season in bullpen, going 1-2 with a 3.86 ERA in seven appearances before breaking into rotation full-time on 5/4...went 11-5 with a 3.03 ERA in 24 starts.
- Was one of four Marlins' rookies to win 10 games, becoming first quartet of rookie 10-game winners in ML history (Scott Olsen, 12; Ricky Nolasco, 11; Anibal Sanchez, 10)... earned first ML win on April 18 at Cincinnati, with 3.0 scoreless innings of relief in a 12-6 victory.
- Named NL Rookie of the Month twice... in May, went 3-1 with a 1.96 ERA in six starts; in June (co-winner, along with former teammate Dan Uggla), went 3-1 with a 1.78 ERA in four starts.
- Was leading NL in ERA at end of July (2.52), the first rookie to lead NL in ERA at end of July since Mark Gardner with Montreal in 1990, and just third NL rookie ever to enter August leading league in ERA (also Lou Fette, Boston in 1937).

2007: Made just four starts missing a majority of the season due to a stint on the disabled list before having season-ending Tommy John surgery on 8/3, performed by Dr. James Andrews.**2006: Finished fourth in National League Rookie of the Year voting by the Baseball Writers Association of America after appearing in 31 games, 24 starts, and posting a 3.10 ERA.**

- Began season in bullpen, going 1-2 with a 3.86 ERA in seven appearances before breaking into rotation full-time on 5/4...went 11-5 with a 3.03 ERA in 24 starts.
- Was one of four Marlins' rookies to win 10 games, becoming first quartet of rookie 10-game winners in ML history (Scott Olsen, 12; Ricky Nolasco, 11; Anibal Sanchez, 10)... earned first ML win on April 18 at Cincinnati, with 3.0 scoreless innings of relief in a 12-6 victory.
- Named NL Rookie of the Month twice... in May, went 3-1 with a 1.96 ERA in six starts; in June (co-winner, along with former teammate Dan Uggla), went 3-1 with a 1.78 ERA in four starts.
- Was leading NL in ERA at end of July (2.52), the first rookie to lead NL in ERA at end of July since Mark Gardner with Montreal in 1990, and just third NL rookie ever to enter August leading league in ERA (also Lou Fette, Boston in 1937).

2005: Made his Major League debut for the Marlins, appearing in four games, one start, after spending a majority of the season with Double-A Carolina...named Marlins' Minor League Pitcher of the Year.

- Named Marlins' Minor League Pitcher of the Month for August, when he went 3-0 with a 2.83 ERA (11 ER, 35.0 IP).
- Began his season with Double-A Carolina, making 26 starts for the Mudcats.
- Named a Southern League All-Star...earned the win in the All-Star game after working 1.0 scoreless IP with three strikeouts.
- Selected from Carolina on 9/7 and made his Major League debut on 9/10 at PHI with a relief appearance.
- Made his first career start on 9/30 vs. ATL, striking out seven over 5.1 innings in a no-decision.

2004: Spent the entire year with Single-A Jupiter, appearing in 23 games, 22 starts, with a 3.38 ERA (43 ER, 114.1 IP).**2003: In his second professional season, made 17 starts for Single-A Greensboro.****2002: Made his professional debut with the Marlin's Gulf Coast League affiliate before also making two starts for Short-Season Jamestown of the New York-Penn League.**

- Went 2-0 with a 0.60 ERA (3 ER, 15.0 IP) over four games, three starts, for the GCL Marlins.

PERSONAL

Joshua Michael Johnson...he and his wife, Heidi, have three sons, Cash, Cruz and Blaze...graduated from Jenks High School (OK) in 2002...named to All-State team as a senior...also played basketball...originally signed by Marlins' scout Darrell Brown.



PLAYERS

JOSH JOHNSON'S CAREER PITCHING RECORD

YR	CLUB	W-L	ERA	G	GS	CG	SHO	SV	IP	H	R	ER	HR	HB	BB	SO	WP	BK	AVG
2002	GCL Marlins (R)	2-0	0.60	4	3	0	0	0	15.0	8	3	1	0	2	3	11	0	0	.154
	Jamestown (A)	0-2	12.38	2	2	0	0	0	8.0	15	15	11	0	1	7	5	0	0	.385
2003	Greensboro (A)	4-7	3.61	17	17	0	0	0	82.1	69	44	33	5	9	29	59	2	0	.223
2004	Jupiter (A)	5-12	3.38	23	22	1	0	0	114.1	124	63	43	4	3	47	103	12	0	.285
2005	Carolina (AA)	12-4	3.87	26	26	1	0	0	139.2	139	67	60	4	4	50	113	7	1	.261
	FLORIDA	0-0	3.65	4	1	0	0	0	12.1	11	5	5	0	1	10	10	0	0	.256
2006	FLORIDA	12-7	3.10	31	24	0	0	0	157.0	136	63	54	14	4	68	133	3	1	.236
2007	Jupiter (A)@	0-0	0.79	3	3	0	0	0	11.1	9	2	1	0	0	0	13	1	0	.220
	Carolina (AA)@	0-0	1.74	2	2	0	0	0	10.1	8	2	2	0	0	5	9	0	0	.216
	FLORIDA	0-3	7.47	4	4	0	0	0	15.2	26	17	13	1	0	12	14	1	0	.388
2008	Greensboro (A)@	0-1	3.60	1	1	0	0	0	5.0	8	2	2	0	0	0	7	0	0	.364
	Jupiter (A)@	0-0	5.06	1	1	0	0	0	5.1	6	3	3	1	0	2	2	0	0	.273
	Carolina (AA)@	1-1	3.32	3	3	0	0	0	19.0	22	9	7	0	0	3	14	0	0	.289
	FLORIDA	7-1	3.61	14	14	1	0	0	87.1	91	36	35	7	1	27	77	4	0	.275
2009	FLORIDA	15-5	3.23	33	33	2	0	0	209.0	184	77	75	14	6	58	191	10	0	.237
2010	FLORIDA	11-6	2.30*	28	28	1	0	0	183.2	155	51	47	7	5	48	186	4	0	.229
2011	FLORIDA	3-1	1.64	9	9	0	0	0	60.1	39	13	11	2	1	20	56	2	1	.185
2012	MIAMI	8-14	3.81	31	31	0	0	0	191.1	180	84	81	14	4	65	165	5	0	.252
2013	TORONTO	2-8	6.20	16	16	0	0	0	81.1	105	64	56	15	3	30	83	4	0	.305
	Dunedin (A)@	0-0	3.00	1	1	0	0	0	3.0	3	1	1	0	0	0	5	0	0	.250
	Buffalo (AAA)@	0-1	6.23	2	2	0	0	0	8.2	9	6	6	0	2	4	6	0	0	.273

2014 SAN DIEGO

Injured - Did not pitch

Major League Totals	58-45	3.40	170	160	4	0	0	0	998.0	927	410	377	74	25	338	915	33	2	.248
Minor League Totals	24-26	3.63	85	83	2	0	0	0	422.0	420	217	170	14	21	150	347	22	1	.261

*Led league +Tied for league lead @Rehab assignment

ALL-STAR RECORD

YR	CLUB	W-L	ERA	G	GS	CG	SHO	SV	IP	H	R	ER	HR	HB	BB	SO	WP	BK	AVG
2009	NL vs. AL (at STL)																		
	Did not play																		
2010	NL vs. AL (at LAA)	0-0	0.00	1	0	0	0	0	2.0	0	0	0	0	0	0	2	0	0	.000

2014 AND CAREER BATTING RECORD

YR	CLUB	AVG	G	AB	R	H	2B	3B	HR	RBI	SH	SF	HP	BB	SO	SB	CS	OBP	SLG
2014	SAN DIEGO	---	0	0	0	0	0	0	0	0	0	0	0	0	0	0	0	---	---
Major League Totals		.125	149	272	14	34	5	0	3	25	32	0	0	14	146	0	0	.168	.176

CAREER FIELDING

POSITION	PCT.	G	PO	A	E	TC	DP
Pitcher	.970	170	97	133	7	237	12

SINGLE-GAME HIGHS

INNINGS PITCHED.....	9.0, four times, last April 26, 2010 vs. San Diego
LOW-HIT COMPLETE GAME.....	3 hits, April 26, 2010 vs. San Diego
STRIKEOUTS.....	12, twice, last September 4, 2010 vs. Atlanta
MOST HITS ALLOWED.....	11, twice, last July 13, 2012 vs. Washington
MOST RUNS ALLOWED.....	8, June 18, 2007 at Chicago (AL)
MOST WALKS ALLOWED.....	6, twice, last July 29, 2012 vs. San Diego
MOST HOME RUNS ALLOWED.....	3, twice, last July 27, 2013 vs. Houston
CAREER WINNING STREAK.....	Six games, September 13, 2008 - May 9, 2009
CAREER 10-STRIKEOUT GAMES (7).....	August 14, 2009 vs. Colorado (11) September 22, 2009 vs. Philadelphia (10) April 15, 2010 vs. Cincinnati (10) April 26, 2010 vs. San Diego (12) July 22, 2010 vs. Colorado (11) September 4, 2010 vs. Atlanta (12) June 17, 2013 vs. Colorado (10)
CAREER HOME RUNS HIT (3).....	June 4, 2009 vs. Milwaukee (Dave Bush) July 29, 2009 vs. Atlanta (Kenshin Kawakami) August 4, 2009 at Washington (J.D. Martin)

CAREER TRANSACTIONS

2002.....	Signed by the Florida Marlins as a fourth-round selection in the First-Year Player Draft.
2012.....	Acquired by the Toronto Blue Jays along with LHP Mark Buehrle, INFs Emilio Bonifacio and Jose Reyes, C John Buck and cash considerations in exchange for RHPs Anthony DeSciafani and Henderson Alvarez, LHP Justin Nicolino, OF Jake Marisnick and INFs Yunel Escobar and INF Adeiny Hechavarria and C Jeff Mathis, November 19.
2013.....	Signed by the San Diego Padres as a free agent, November 20.
2015.....	Signed by the San Diego Padres as a free agent, January 7.



SHAWN KELLEY

RIGHT-HANDED PITCHER

56

KELLEY

BATS/THROWS: R/R**OPENING DAY AGE:** 30**BORN:** April 26, 1984 in Louisville, KY**RESIDENCE:** Chattanooga, TN**ACQUIRED:** From NYY in exchange for RHP Johnny Barbato, December 29, 2014**CONTRACT STATUS:** Signed through 2015**HEIGHT/WEIGHT:** 6-2/220**SERVICE TIME:** 5.128

CAREER

2014: Made a career-high 59 relief appearances with the Yankees, going 3-6 with a 4.53 ERA (26 ER, 51.2 IP).

- Posted a strikeout per 9.0 IP ratio of 11.67 (67 SO/51.2 IP).
- Earned his first career save on 4/7 vs. BAL with a perfect ninth inning.
- Ejected for the first time in his career by HP umpire Laz Diaz on 5/5 at LAA.
- Placed on the 15-day DL from 5/13 (retro to 5/7) through 6/10 with a strained lumbar spine, missing 31 games.
- Allowed only one earned run in a stretch of 13 outings from 7/5-8/5, going 1-1 with a 0.69 ERA (1 ER, 13.0 IP) with 20 strikeouts against two walks and a .111 opponents average over that span.

QUICK HIT

- **Acquired by the Yankees from the Mariners in exchange for current teammate Abraham Almonte.**

- **First MLB Win:** May 1, 2009 vs. Oakland

- **First MLB Save:** April 7, 2014 vs. Baltimore

2013: In his first campaign with the Yankees made a career-high 57 relief appearances, going 4-2 with a 4.39 ERA (26 ER, 53.1 IP) and 71 strikeouts against 23 walks.

- Stranded 36 of his 40 inherited runners (90%).
- His strikeouts per 9.0 IP ratio of 11.98 (71 SO/53.1 IP) was eighth-best among American League relievers.
- Struck out a career-high six batters on 5/10 at KC over 2.1 perfect innings, becoming the first Yankees reliever to fan six batters without allowing a baserunner since Ron Davis on 5/4/81 at Angel Stadium...first Yankees pitcher to strike out his first five batters faced in a game as a reliever since Goose Gossage on 5/14/82 at OAK.
- Acquired by the Yankees prior to the start of the season 2/13 from SEA in exchange for OF Abraham Almonte.

2012: Posted a 3.25 ERA (16 ER, 44.1 IP) in 47 appearances over three stints with the Mariners.

- Began the season with the Mariners before being optioned to Triple-A Tacoma on 4/3.
- Recalled on 5/5 and optioned back to Tacoma on 8/15...recalled for a third and final stint on 9/4.
- Averaged 9.13 strikeouts per 9.0 IP (45 SO/44.1 IP).
- Posted a 2.05 ERA (5 ER, 22.0 IP) and a .190 opponent average in 21 outings at Safeco Field compared to a 4.43 (11 ER, 22.1 IP) and .315 opponent average on the road.
- In 14 outings for Tacoma was 2-0 with six saves and a 0.90 ERA (2 ER, 20.0 IP) and 25 strikeouts.

2011: Missed much of the season recovering from right elbow surgery performed on 9/1/10.

- Reinstated from the 60-day DL on 8/9 and optioned to Triple-A Tacoma...went 1-0 with a 1.84 ERA (3 ER, 14.2 IP) in 12 outings with Tacoma, including five rehab outings...had rehab outings with Double-A Jackson (5/16-27) and Tacoma (7/27-8/9).
- Recalled on 9/1 and made his season debut on 9/2 at OAK, his first Major League appearance since 6/15/10.
- Did not allow a run in 10 outings (12.2 IP) with the Mariners.

2010: Went 3-1 with a 3.96 (11 ER, 25.0 IP) in 22 relief appearances for SEA before having his season cut short due to injury...had season-ending partial Tommy John surgery on 9/1 performed by Dr. Lewis Yocum.

- Placed on the 15-day DL with right elbow inflammation on 6/25 (retro to 6/16).
- Began the season with the Mariners before being optioned to Tacoma on 4/30...recalled on 5/5.

2009: Made his first career Opening Day roster with the Mariners out of Spring Training as a non-roster invitee...went 5-4 with a 4.50 ERA (23 ER, 46.0 IP) in 41 relief appearances.

- Made his Major League debut on 4/10 at OAK with a scoreless inning, striking out his first batter faced (Mark Ellis).
- Earned his first Major League win on 5/1 vs. OAK, tossing 2.1 perfect innings.
- Placed on the 15-day DL from 5/6-7/3 with a strained left oblique.

2008: Combined to go 3-1 with 15 saves and a 1.88 ERA (13 ER, 62.1 IP) between Single-A Wisconsin, Single-A High Desert and Double-A West Tennessee.

- Tossed 14.0 consecutive scoreless innings from 6/9-7/3, extending his scoreless streak to a season-high 26.0 innings between High Desert and West Tennessee.
- Pitched for Lara in the Venezuelan Winter League after the season, going 2-1 with a 3.68 ERA (6 ER, 14.2 IP) and nine saves in nine opportunities.

2007: Began his professional career with Rookie-Level Everett, going 1-0 with a 3.00 ERA in three outings before being promoted to Single-A Wisconsin on 6/24 where he went 1-1 with a 2.25 ERA in nine relief outings.



PERSONAL

Shawn Andrew Kelley...he and his wife, Kelsey, have two sons, Parker and Bryson...graduated from Ballard (KY) High School in June 2002...graduated from Austin Peay State University in June 2007...named 2007 Ohio Valley Conference Pitcher of the Year...also named to the 2007 Nashville Regional All-Tournament Team...originally signed by Mariners' scout Alvin Rittman.

SHAWN KELLEY'S CAREER PITCHING RECORD

Table with 20 columns: YR, CLUB, W-L, ERA, G, GS, CG, SHO, SV, IP, H, R, ER, HR, HB, BB, SO, WP, BK, AVG. Rows include seasons 2007-2014 for various clubs and Major/Minor League Totals.

*Led league +Tied for league lead @Rehab assignment

2014 AND CAREER BATTING RECORD

Table with 20 columns: YR, CLUB, AVG, G, AB, R, H, 2B, 3B, HR, RBI, SH, SF, HP, BB, SO, SB, CS, OBP, SLG. Rows for 2014 NEW YORK-AL and Major League Totals.

CAREER FIELDING

Table with 7 columns: POSITION, PCT., G, PO, A, E, TC, DP. Row for Pitcher.

SINGLE-GAME HIGHS

INNINGS PITCHED.....2.1, four times, last May 10, 2013 at Kansas City
LOW-HIT COMPLETE GAME.....None
STRIKEOUTS.....6, May 10, 2013 at Kansas City
MOST HITS ALLOWED4, six times, last April 9, 2014 vs. Baltimore
MOST RUNS ALLOWED5, July 7, 2009 vs. Baltimore
MOST WALKS ALLOWED4, twice, last May 5, 2014 at Los Angeles-AL
MOST HOME RUNS ALLOWED.....2, twice, last April 5, 2013 at Detroit
CAREER WINNING STREAKFour games, May 1 - August 7, 2009
CAREER 10-STRIKEOUT GAMES.....None
CAREER HOME RUNS HIT.....None

CAREER TRANSACTIONS

2007.....Signed by the Seattle Mariners as a 13th-round selection in the First-Year Player Draft.
2013.....Acquired by the New York Yankees in exchange for OF Abraham Almonte, February 13.
2014.....Acquired by the San Diego Padres in exchange for RHP Johnny Barbato, December 29.



CASEY KELLY

RIGHT-HANDED PITCHER

BATS/THROWS: R/R

OPENING DAY AGE: 25

BORN: October 4, 1989 in Sarasota, FL

RESIDENCE: Sarasota, FL

ACQUIRED: From BOS with INF Anthony Rizzo, OF Reymond Fuentes and a PTBNL (OF Eric Patterson) in exchange for INF Adrian Gonzalez: December 6, 2010

CONTRACT STATUS: Signed through 2015

HEIGHT/WEIGHT: 6-3/214

SERVICE TIME: 2.038

CAREER

2014: Missed his second consecutive season while recovering from Tommy John surgery (performed on 4/1/13).

- Made four starts on a rehab assignment from 5/3-19 with two for Single-A Lake Elsinore and two for Double-A San Antonio, going 1-0 with a 2.21 ERA (5 ER, 20.1 IP) and 17 strikeouts vs. one walk.
- Had his rehab assignment cut short after suffering soreness in his right elbow, missing the remainder of the season.

2013: Missed the entire season due to Tommy John surgery.

- Surgery performed on 4/1 by Dr. James Andrews.

2012: Missed time while on the minor league disabled list, making eight starts between the Rookie-Level AZL Padres, Double-A San Antonio and Triple-A Tucson before seeing his first Major League action with six starts for the Padres to end the season.

- Selected from Double-A San Antonio on 8/27 and made his big league debut that day with a start vs. ATL...worked 6.0 scoreless innings, allowing just three hits and two walks while striking out four to notch his first career victory, combining with Tommy Layne (1.0), Dale Thayer (1.0) and Luke Gregerson (1.0) on a 3-0 shutout...his debut came on his father, Pat Kelly's, 57th birthday.
- Collected his first Major League hit in his debut with a single.
- Missed time in the minors from 4/12 - 7/23 due to a right elbow injury...began rehab stint with the AZL Padres on 7/23, making three starts from 7/23 - 8/4.
- After being reinstated from the DL in the minors, made three starts for San Antonio before being selected by the Padres.
- Including his rehab starts, made eight starts total in the minors in 2012, going 0-2 with a 3.35 ERA (14 ER, 37.2 IP) and 39 strikeouts against just three walks over those eight starts.
- Began the season with Triple-A Tucson, making two starts.
- Named the No. 4 prospect in the Padres organization by *Baseball America* heading into the season.

2011: Spent the campaign with Double-A San Antonio, helping the Missions win a Texas League championship.

- Named to the TL mid-season All-Star team.
- Ranked tied for fifth in the TL in wins, eighth in ERA and tied for eighth in innings pitched.
- Set career highs in starts, innings pitched, wins and strikeouts.

2010: Made 21 starts for the Double-A Portland Sea Dogs in the Red Sox organization, going 3-5 with a 5.31 ERA (56 ER, 95.0 IP)... fanned 81 while walking 35.

- First season with a Major League Spring Training invitation.
- Converted to a full-time pitcher over the winter after spending all or part of the previous two professional seasons splitting time between the mound and shortstop.
- Entered 2010 season ranked as the No. 2 prospect in the Red Sox minor league system according to *Baseball America*, the No. 1 pitcher...also rated as having organization's best fastball, curveball, change-up and control.

2009: Played at three levels of the Red Sox organization, beginning the season as a pitcher before switching to shortstop/designated hitter in mid-July.

- Named Red Sox Minor League Pitcher of the Year in first professional season on the mound, posting a 7-5 record, 2.08 ERA (22 ER, 95.0 IP), 74 strikeouts and just 16 walks in 17 starts with Single-A Greenville and Salem.
- Began the year as a pitcher with Single-A Greenville and was promoted in that role to Single-A Salem on 5/28...switched to shortstop/DH with a 7/14 transfer to the Gulf Coast League Red Sox before being called back up to Greenville on 7/26, where he ended his season.
- Combined to hit .222 (36-for-162) with three homers and 16 RBI in 24 games at shortstop and 16 at DH.
- Participated in the 2009 All-Star Futures Game on 7/12 at Busch Stadium in STL...tossed a perfect sixth inning, retiring the side on nine pitches to earn a hold in the U.S. Futures' 7-5 loss.
- Was one of five Greenville players selected to the South Atlantic League All-Star team despite being promoted to Single-A Salem nearly a month before the 6/23 exhibition in Charleston, WV.
- Held opponents scoreless through first 16.0 innings of the season for Greenville, and went 3-0 with a 0.90 ERA (2 ER, 20.0 IP), 19 strikeouts and three walks in April...promoted to Single-A Salem on 5/28.
- Following the season, was ranked the No. 2 prospect in the South Atlantic League and the No. 6 prospect in the Carolina League by *Baseball America*.
- Appeared in 11 games as an infielder for the Mesa Solar Sox of the Arizona Fall League, batting .171 (7-for-41) with six RBI.

QUICK HIT

- Named the No. 1 prospect in the Padres organization by *Baseball America* heading into the 2013 season.

- Originally signed a letter of intent with the University of Tennessee as a quarterback before turning full-time attention to baseball.

- His father, Pat Kelly, played 13 years of pro ball, making his Major League debut for the Blue Jays in 1980...uncle, Mike Kelly, played six seasons in the Majors...brother Chris, and cousin, Dustin, played minor league baseball.

- First MLB Win: August 27, 2012 vs. Atlanta



- Played exclusively in the field as a shortstop but worked at Instructional League in October as a pitcher.
- Combined to hit .215 (28-for-130) with one home run, 10 doubles and 13 RBI.
- Was ranked by *Baseball America* as the No. 6 prospect in the GCL in 2008.

Casey Patrick Kelly...named Florida's Mr. Baseball in 2008 after hitting .473 with five home runs and 31 RBI while going 8-1 with a 1.16 ERA (9 ER, 70.0 IP) and 77 strikeouts on the mound for Sarasota High School...recorded an 11-0 record and a 0.24 ERA (2 ER, 73.2 IP) as a junior in 2007...was also a highly-touted high school quarterback, throwing for 4,212 career yards and 37 touchdowns...two-time regional player of the year in football...originally signed by Red Sox scout Anthony Turco.

CASEY KELLY'S CAREER PITCHING RECORD

YR	CLUB	W-L	ERA	G	GS	CG	SHO	SV	IP	H	R	ER	HR	HB	BB	SO	WP	BK	AVG
2009	Greenville (A)	6-1	1.12	9	9	0	0	0	48.1	32	9	6	0	0	9	39	3	0	.196
	Salem (A)	1-4	3.09	8	8	0	0	0	46.2	33	21	16	4	1	7	35	2	0	.184
2010	Portland (AA)	3-5	5.31	21	21	0	0	0	95.0	118	60	56	10	2	35	81	7	1	.307
2011	San Antonio (AA)	11-6	3.98	27	27	0	0	0	142.1	153	74	63	8	8	46	105	7	2	.278
2012	Tucson (AAA)	0-0	2.25	2	2	0	0	0	12.0	12	3	3	0	1	0	14	0	0	.261
	AZL Padres (R)	0-1	4.00	3	3	0	0	0	9.0	10	8	4	0	1	0	7	2	0	.250
	San Antonio (AA)	0-1	3.78	3	3	0	0	0	16.2	11	8	7	1	1	3	18	1	0	.190
	SAN DIEGO	2-3	6.21	6	6	0	0	0	29.0	39	23	20	5	2	10	26	0	0	.322
2013																			
2014	Lake Elsinore (A)@	0-0	4.32	2	2	0	0	0	8.1	14	4	4	0	0	0	9	0	0	.400
	San Antonio(AA)@	1-0	0.75	2	2	0	0	0	12.0	11	3	1	0	2	1	8	2	0	.250
Major League Totals		2-3	6.21	6	6	0	0	0	29.0	39	23	20	5	2	10	26	0	0	.322
Minor League Totals		22-18	3.69	77	77	0	0	0	390.1	394	190	160	23	16	101	316	24	3	.263

*Led league +Tied for league lead @Rehab assignment

2014 AND CAREER BATTING RECORD

YR	CLUB	AVG	G	AB	R	H	2B	3B	HR	RBI	SH	SF	HP	BB	SO	SB	CS	OBP	SLG
2014							Did not play												
Major League Totals		.200	7	10	0	2	0	0	0	0	2	0	0	0	4	0	0	.200	.200

CAREER FIELDING

POSITION	PCT.	G	PO	A	E	TC	DP
Pitcher	1.000	6	2	6	0	8	1

SINGLE-GAME HIGHS

INNINGS PITCHED	6.0, twice, last September 15, 2012 vs. Colorado
LOW-HIT COMPLETE GAME	None
STRIKEOUTS	6, twice, last September 27, 2012 vs. Los Angeles (NL)
MOST HITS ALLOWED	8, twice, last September 8, 2012 vs. Arizona
MOST RUNS ALLOWED	7, September 2, 2012 at Colorado
MOST WALKS ALLOWED	4, September 21, 2012 at San Francisco
MOST HOME RUNS ALLOWED	3, September 8, 2012 vs. Arizona
CAREER WINNING STREAK	None
CAREER 10-STRIKEOUT GAMES	None
CAREER HOME RUNS HIT	None

CAREER TRANSACTIONS

2008.....Signed by the Boston Red Sox as a first-round selection (30th overall) in the First-Year Player Draft.

2010.....Acquired by the San Diego Padres along with INF Anthony Rizzo, OF Reymond Fuentes and a player to be named (OF Eric Patterson) in exchange for Adrian Gonzalez, December 6.



MATT KEMP

OUTFIELDER

BATS/THROWS: R/R

OPENING DAY AGE: 30

BORN: September 23, 1984 in Midwest City, OK

RESIDENCE: San Diego, CA

ACQUIRED: From LAD with C Tim Federowicz and cash considerations in exchange for RHPs Zach Eflin and Joe Wieland and C Yasmani Grandal: December 18, 2014

CONTRACT STATUS: Signed through 2019

HEIGHT/WEIGHT: 6-4/210

SERVICE TIME: 8.049

CAREER

2014: Had his fifth career 20-homer season, hitting .287 with 25 home runs, 89 RBI and 77 runs scored in 150 games...over the second half, led the Majors with a .606 slugging percentage while hitting .309 with 17 home runs (third-most in MLB) and 54 RBI (second-most in MLB) in 64 games after the All-Star Break.

- Ranked among National League leaders in home runs (25, T8th), doubles (38, T7th) and slugging (.506, 4th).
- With runners in scoring position, hit .347 (25-for-72).
- Named NL Player of the Month for September, leading the Majors with nine homers and tying for the lead with 25 RBI (also, Adrian Gonzalez).
- Named NL Player of the Week for the week ending 8/3, hitting five homers with nine RBI and posting a .409 average.
- Had his ninth career walk-off hit with a single in the 10th inning on 7/30 vs. ATL.
- Had a 16-game hitting streak from 8/22-9/10, hitting .333 (21-for-63) over the streak...also had an 11-game hit streak from 6/12-23, hitting .395 (17-for-43) in that span.
- In the postseason, hit .353 (6-for-17) with a home run and two RBI in four games during the NLDS vs. STL.
- Acquired by the Padres with Tim Federowicz and cash considerations as part of a five-player trade on 12/18.

2013: Appeared in just 73 games, missing time due to three stints on the DL with injuries to his left ankle and left shoulder.

- Missed time with a strained right hamstring (5/30-6/25), left shoulder AC joint irritation (7/8-21) and a sprained left ankle (7/22-9/16)...shut down for the season on 9/29 with a left ankle injury.
- Hit .320 (24-for-75) against left-handers to go along with a .373 on-base percentage and a .480 slugging percentage.
- On the road, hit .310 (44-for-142) with all six home runs and 25 RBI in 37 games.
- Posted a season-high 14-game hitting streak from 4/30-5/15, batting .328 (19-for-58) during the streak.
- Hit .345 (20-for-58) over his last 17 games of the season, with four homers, four doubles and 15 RBI.
- Posted a .341 (15-for-44) batting average when leading off an inning.
- Underwent a left shoulder clean up on his A-C joint on 10/8 by Dr. Neal ElAttrache at the Kerlan Jobe Clinic in Los Angeles.
- Underwent surgery on his left ankle on 10/21, performed by Dr. Robert Anderson in Charlotte, NC.

2012: Elected to his second-straight National League All-Star team and led the Dodgers with 23 homers in an injury-shortened season, hitting .303 (122-for-403) in 106 games.

- Did not play in the ASG due to injury...did participate in the Home Run Derby and served as captain of the NL squad.
- Named NL Player of the Week for the weeks of 4/4-8 and 4/9-15, becoming the first player to win back-to-back NL Player of the Week honors to begin a season and the first player ever to win the award for three consecutive weeks (dating back to the week of 9/25/11) since the award's inception in 1974...the only other player to capture consecutive Player of the Week awards to begin a season was Tony Armas, who accomplished the feat in the American League in 1981 with the Oakland Athletics.
- For April was unanimously voted as the Budweiser Presents National League Player of the Month, leading the Majors with a .417 average (35-for-84), 12 home runs and an .893 slugging percentage, while topping the NL in RBI (25), hits (35) and runs (24)...his 12 April homers set a Dodgers franchise record and were the fifth-most ever during the month behind Albert Pujols (14, 2006), Alex Rodriguez (14, 2007), Luis Gonzalez (13, 2001) and Ken Griffey, Jr. (13, 1997)...joined Tony Perez (CIN, 1970), Larry Walker (COL, 1997) and Barry Bonds (SF, 2004) as the only four players since 1921 to finish April with a .400 batting average, 10-or-more homers and at least 20 RBI...his 75 total bases in April tied for the eighth-most all-time.
- Had at least one RBI in nine consecutive games from 9/25/11-4/10/12, tying the Dodger franchise record held by Roy Campanella (5/30-6/5 in 1955) and Augie Galan (9/18-28 in 1944).
- Led the club with 11 game-winning RBI, including walk-off home runs on 4/28 vs. WSH and 7/17 vs. PHI.
- Hit 20-or-more homers in his fourth-straight season, becoming the first Dodger to do so since Eric Karros (6, 1995-2000).

QUICK HIT

- Two-time National League All-Star (2011, 2012)...has won a pair of Rawlings Gold Gloves in CF (2009, 2011) and a pair of Silver Sluggers (2009, 2011).
- His 60 outfield assists since 2008 rank fourth-most in the NL over that time.
- Among all active qualifying players, ranks third with a .331 batting average against left-handed pitching.
- Finished second in NL MVP voting in 2011 and was selected as *Baseball America's* Major League Player of the Year...led the Majors with 126 RBI...led the NL with 39 home runs.
- In 2011, became the seventh player in history to finish the season ranked in the top three in homers, average, RBI and stolen bases in their respective leagues, joining Hall-of-Famers Ty Cobb (1907, 1909-11), Honus Wagner (1908), George Sisler (1920), Chuck Klein (1932), Willie Mays (1955) and Hank Aaron (1963).
- First MLB Hit: May 28, 2006 at Washington, single off Jon Rauch
- First MLB Home Run: June 1, 2006 vs. Philadelphia, three-run off Gavin Floyd



Kemp continued:

- Batted .363 (45-for-124) vs. left-handers, the seventh-best mark in the Majors, with 11 of his 23 homers vs. lefties.
- Hit .292 with runners in scoring position (26-for-89) and batted .331 (58-for-175) with runners on base.
- Belted the 150th home run of his career on 9/29 vs. COL with his second of two homers that night...had two multi-homer games total, also on 4/14 vs. SD.
- Had one of the best seasons ever by a Dodger vs. the Padres, batting .406 (26-for-64) in 15 games vs. SD and ranking among the All-Time Los Angeles single-season leaders in home runs (7, T-3rd), RBI (20, T-4th), slugging (.813, 5th).
- Had appeared in a Major League-high 399 consecutive games until sitting out the contest on 5/14...missed a combined 51 games during two DL stints with a left hamstring strain...the club went a combined 24-27 in his absence.
- Underwent left shoulder surgery on 10/5 to repair a tear of the labrum...surgery performed by Dr. Neal ElAttrache.

2011: Finished second in National League Most Valuable Player voting after hitting .324 (195-for-602) with a career-high 39 home runs, 126 RBI, 115 runs scored and 40 stolen bases in 161 games played...led all of Major League Baseball with 126 RBI...led all National Leaguers with 39 home runs.

- Took home several honors, including the 2011 Hank Aaron Award, his second career Rawlings Gold Glove and his second career Louisville Silver Slugger.
- Was also selected as *Baseball America's* Major League Player of the Year, chosen as a Sporting News All-Star and named the National League's Most Outstanding Player in the Players Choice Award voting.
- Chosen by teammates and coaches as the winner of the sixth annual Roy Campanella Award, which is given to the Dodger player who best exemplifies the spirit and leadership of the late Hall of Fame catcher.
- Became the second Dodger to record 30 homers and 30 steals in the same season (Raul Mondesi, 1997, '99).
- Ranked among the National League leaders in batting average (.324, 3rd), home runs (39, 1st), RBI (126, 1st), runs (115, 1st), stolen bases (40, T-2nd), on-base percentage (.399, 4th), slugging percentage (.586, 2nd), hits (195, 2nd), multi-hit games (57, T-1st) and total bases (353, 1st).
- Became the seventh player in history to finish the season ranked in the top three in homers, average, RBI and steals in their respective league, joining Hall of Famers Ty Cobb (1907, 1909, 1910, 1911), Honus Wagner (1908), George Sisler (1920), Chuck Klein (1932), Willie Mays (1955) and Hank Aaron (1963).
- Was the first Dodger to lead the National League in home runs and RBI since Dolph Camilli in 1941 and the first Dodger in franchise history to lead the NL in homers, RBI and runs.
- One of five players in Major League history to hit over 30 homers, steal more than 35 bases, drive in more than 100 runs and hit higher than .310, joining Ken Williams (1922), Barry Bonds (1992), Alex Rodriguez (1998) and Vladimir Guerrero (2002).
- Led the Majors with three walk-off home runs (4/17 vs. STL, 4/21 vs. ATL and 8/27 vs. COL).
- Hit .335 with runners in scoring position (10th, NL) and .344 with runners on (3rd).
- Batted .341 (45-for-132) vs. left-handers, which ranked fifth in the NL...his .319 average vs. right-handers ranked fourth in the league.
- Batted .322 with 22 homers and 67 RBI in 92 games before the All-Star break and hit .337 with 17 and 59 in 69 games after the Midsummer Classic.
- His .329 average at home ranked seventh in the NL and his .319 mark on the road ranked fourth.
- Led the Dodgers and tied for eighth in the NL with a career-high 74 walks...tied for second in the Majors with 24 intentional walks...set a career high by walking four times on 8/30 vs. SD.
- Went 4-for-7 with a homer and 14 RBI with the bases loaded.
- Hit .330 or higher in four different months: April (.362), June (.375), August (.330) and September (.343).
- Ended the season with the Major League's longest active consecutive games played streak at 365.
- Led all NL center fielders with 11 outfield assists...also led the Major Leagues with 1,380.0 innings played in center.
- Voted to start in the Midsummer Classic and went 1-for-2 with a walk and a run scored in his first All-Star appearance.
- Won NL Player of the Week honors for the week of 9/19-25, after hitting .423 (11-for-26) with three homers, four doubles, seven RBI and nine runs.
- Became the first player in Dodgers' franchise history and the 13th in Major League history with 30 home runs and 40 steals in the same season.
- Agreed to terms on an eight-year contract through 2019 following the season on 11/18.

2010: Played in a career-high 162 games, hitting 28 home runs with 89 RBI and 82 runs scored.

- Led the Dodgers in homers, runs, RBI, games, at-bats (602) and strikeouts (170)...his 28 homers were tied for 13th in the National League.
- Became the 11th Los Angeles Dodger and the seventh outfielder in club history to slug 25-or-more home runs in consecutive seasons...first Dodger to accomplish the feat since Shawn Green in 2001 and 2002.
- Played in all 162 games and ended the year playing in 204 consecutive games, which was the longest active streak in the Major Leagues.
- Among all big league center fielders, ranked third with 28 homers and fourth with 89 RBI.
- Established a new career high with 170 strikeouts, which was tied for fifth in the Major Leagues...surpassed his own Dodger franchise record, which was set in 2008 (153).
- On 6/1, recorded his second career walk-off hit and first career walk-off home run in the Dodgers' 1-0, 10-inning win vs. ARI.
- Set a career high by collecting five hits (5-for-5, HR, 2B) on 8/2 at SD.
- Homered in his last five games (9/28-10/3), establishing a new career best for consecutive games with a home run...earlier in the season, homered in four straight contests from 4/13-16.
- Started 150 of 162 games in center field...his 1,346.0 innings in center ranked second in the NL.

2009: Established career-highs with 26 home runs, 101 RBI, 97 runs scored, 52 walks and 159 games played.

- Ranked third in the NL in stolen bases...was 34-for-42 in stolen-base attempts overall, an 81.0 percent success rate.
- Joined Andre Ethier as the two Dodgers with 100-RBI seasons, the first set of Dodger teammates to do so since 2001 (Shawn Green - 125 and Gary Sheffield - 100)...reached the 100-RBI plateau on 9/24 at WSH with a three-run homer.
- Became the first Dodger in franchise history with at least 25 homers, 100 RBI and 30 stolen bases in a season.
- With 26 homers and 34 steals, became the first Dodger to hit 20 homers with 20 stolen bases since Shawn Green in 2001...became just the eighth player in franchise history to accomplish the feat, joining Babe Herman (1929), Willie Davis (1962), Davey Lopes (1979), Pedro Guerrero (1982-83), Kirk Gibson (1988), Raul Mondesi (1995, 1997, and 1999) and Green (2000-2001).
- Ranked third in the Majors with 14 outfield assists...only Boston's Jason Bay and Houston's Hunter Pence had more with 15.
- Belted three grand slams, which tied him for second in the Majors with Ryan Howard, Hanley Ramirez and Cody Ross, trailing only Albert Pujols' five...hit grand slams on 4/19 vs. COL, 5/7 vs. WSH and 7/10 at MIL to run his career total to four.
- Homered in a career-high four straight games from 8/29-9/1...including that four-game streak, homered in five of six games from 8/27-9/1...became the first Dodger to hit a homer in four straight games since Hee-Seop Choi did so from 6/10-14 in 2005.
- Homered on Opening Day, 4/6 at SD, a solo shot in the seventh off Jake Peavy that closed out the scoring in the Dodgers' 4-1 win.
- Dodgers went 19-6 in games he homered.
- Batted .362 (50-for-138) against left-handers to rank sixth in the NL.
- Led the team with 49 multi-hit games, one more than Andre Ethier...also logged a team-best 16 games with three-or-more hits.
- Opened the season with a 14-game hitting streak from 4/6-21, batting .392 (20-for-51) with five doubles, two triples, three home runs, 14 RBI and 12 runs scored...was the longest season-opening streak in the Majors.
- Logged a career-high five consecutive multi-hit games from 7/5-10, batting .619 (13-for-21).
- Had a 10-game hitting streak from 5/27-6/5, batting .438 (14-for-32) with two homers and two RBI...had a 13-game hitting streak 9/7-22, hitting .291 (16-for-55) with nine RBI and 13 runs scored.
- Had 10 RBI in extra innings, which was the most in baseball since Juan Gonzalez had 11 in 1991 with Texas...became the first NL player with a double-digit extra-inning RBI season since Tim Wallach had 11 for the Expos in 1982.
- Collected five RBI in a game four times, joining Albert Pujols as the only players in baseball with four games with at least five RBI...had five RBI on 4/19 vs. COL, 5/7 vs. WSH, 8/2 at ATL and 8/4 vs. MIL.
- Led the Dodgers in August with 27 RBI and 22 runs scored in 28 games...batted .313 (35-for-112) during the month, second to Andre Ethier's .333 average (38-for-114).
- Belted two homers and four RBI during the 2009 Postseason...started all eight contests in CF.

2008: Enjoyed a breakout season, batting .290 with 38 doubles, 18 home runs, 76 RBI and 35 stolen bases in a career-high 155 games played.

- Started 144 games, the highest total among the club's outfielders...started 92 times in CF and 52 times in RF.
- Finished tied for seventh in the National League in steals with Florida's Hanley Ramirez...became the youngest Dodger to steal at least 35 bases since Mariano Duncan swiped 38 bags in 1985 as a 22-year-old.
- Established a Dodger franchise single-season record with 153 strikeouts, breaking the previous mark of 149 set by Billy Grabarkewitz in 1970...ranked sixth in the NL in strikeouts.
- Was the club's primary leadoff hitter during July and August, starting in the leadoff spot in 39 of 52 games from 7/1-8/28 (Juan Pierre hit leadoff in the other 13 games)...batted .291 (50-for-172) with 10 doubles, five homers, 16 RBI and 27 runs scored in those 39 games.
- Finished tied for second in the Majors with 16 outfield assists behind only Nick Markakis (17)...tied for third on the Los Angeles Dodger single-season list behind Frank Howard (19 in 1962) and Gary Sheffield (17 in 2001).
- Hit .369 (62-for-168) against left-handers to rank fifth in the Majors.
- Had a team-best 51 RBI and 80 hits and a team-high 46 runs scored after the All-Star break.
- Hit safely in 26 of 27 games from 7/1-8/1, batting .321 (36-for-112) with 15 RBI.
- Had a 19-game hitting streak from 7/9-8/1 (.359, 28-for-78)...was the longest by a Dodger since Nomar Garciaparra's 22-game hit streak from 6/16-7/13 in 2006...also had a 12-game hitting streak from 4/25-5/7, when he hit .400 (20-for-50) with 19 RBI.
- With his 30th steal on 8/30 at ARI, became just the fifth Los Angeles Dodger to record at least 30 doubles and 30 stolen bases in the same season...joined Steve Sax (43 doubles and 40 steals in 1986), Rafael Furcal (37 steals and 32 doubles in 2006), Raul Mondesi (32 steals and 42 doubles in 1997) and Bill Buckner (31 steals and 30 doubles in 1974).
- Named the Bank of America National League Player of the Week for the week of 4/28-5/4, hitting .407 (11-for-27) with four doubles, 11 RBI and seven runs.
- Hit a grand slam on 4/26 vs. COL off Mark Redman as part of a 10-run first inning...established a career-high five RBI that day with all five coming in the same inning to a Los Angeles Dodgers record, also held by Jeff Kent and Dusty Baker.
- On 6/5, was suspended by Major League Baseball for four games for his involvement in a 6/2 scuffle with Colorado's Yorvit Torrealba...tussle began after Torrealba tagged Kemp on a dropped-third strike...suspension was later reduced to two games.

2007: Made his first career Opening Day roster and went to post the fourth-highest single-season batting average (.342) in Los Angeles Dodger history (min. 300 PA), behind Mike Piazza (.362 in 1997), Tommy Davis (.346 in 1962) and Piazza (.346 in 1995).

- His .342 average was the best in the National League and third-highest mark in baseball among players with 300-or-more plate appearances, behind only Magglio Ordóñez (.363) and Ichiro Suzuki (.353).
- Began the season hitting .429 (6-for-14) in five games, but went on the 15-day disabled list on 4/10 with a mild shoulder separation suffered while crashing into the right field wall during the home opener on 4/9.
- Activated from the DL and optioned to Triple-A Las Vegas on 4/27...hit .339 with four homers and 20 RBI for the 51s...recalled from Las Vegas for good on 6/8.



Kemp continued:

- Against left-handed pitching, hit .390 (39-for-100)...hit .333 (26-for-78) with runners in scoring position.
- Started batting in the No. 3 spot in August, hitting .398 with four homers and 17 RBI in that slot.
- Appeared in 88 games in RF and made four errors in 135 total chances...also played six errorless games in CF.
- On 6/12 vs. NYM, hit the first Loge Level home run at Dodger Stadium since Olmedo Saenz did so on 7/27/05... was the second of back-to-back-to-back home runs off John Maine.
- In Dodger victories, hit .427 (64-for-150) with seven homers and 33 RBI...hit .373 with four homers and 36 RBI with runners on base...hit .352 (51-for-145) on the road...batted .400 (36-for-90) in day games.
- Drove in a run in six consecutive games from 8/14-22, equaling the Dodger season high.

2006: Began the year at Double-A Jacksonville after an invitation to Major League Spring Training.

- Recalled on 5/28 when he was hitting .327 with seven homers, 34 RBI and 11 steals while leading Jacksonville in nine offensive categories.
- Made his Major League debut on 5/28 at WSH and went 1-for-4...collected his first big league hit with a single in the eighth inning off Nationals' reliever Jon Rauch.
- Registered his first RBI, stolen base, multi-hit game and multi-RBI game on 5/29 at ATL.
- Slugged his first Major League homer on 6/1 in his second Dodger Stadium at-bat off Philadelphia's Gavin Floyd... homered in three straight games from 6/1-3 vs. PHI.
- Homered twice off Rockies' starter Aaron Cook in the Dodgers' 6-5 win on 6/11 to record his first multi-homer game.
- According to SABR's David Vincent, became the first Dodger and fifth Major Leaguer in history to hit seven homers in his first 18 days in the Majors, joining the Yankees' Dusty Rhodes (1952), the Cubs' Mandy Brooks (1925), Pittsburgh's Dino Restelli (1949) and Seattle's Alvin Davis (1984).
- Became the first Dodger to hit four homers in his first 10 games with the team since Jimmy Wynn in 1974, though Wynn was not a rookie (ELIAS).
- Joined Dick Gray (1958) as the only Dodger to launch three homers in his first seven days in the Major Leagues.
- Homered to tie the game in his first-career pinch-hit appearance on 6/14 at SD.
- Optioned to Triple-A Las Vegas on 7/14...in 44 games for the 51s, hit .368 with three homers, 36 RBI and 14 stolen bases...recalled on 9/1.
- Ranked by Foxsports.com as the 40th-best prospect in baseball entering the season.
- Rated as the Best Athlete in the Dodger farm system by *Baseball America* heading into the season.
- Played for the Estrellas de Oriente and Tigres de Licey in the Dominican Winter League, following the season.

2005: Spent the entire season with Single-A Vero Beach, hitting .306 with 27 home runs, 90 RBI, 76 runs scored and 23 stolen bases in 109 games played.

- Set Single-A Vero Beach franchise records in home runs (27) and slugging percentage (.569).
- Led the Vero Beach Dodgers in RBI (90) and total bases (238), while sharing the lead in steals (23).
- Selected to the Florida State League post-season All-Star team as a designated hitter.
- Named the Florida State League Player of the Week for 5/16-22.
- Named the Topps Florida State League Player of the Month for July.
- Named the Dodgers' Minor League Player of the Month for August.
- Played for the Phoenix Desert Dogs in the Arizona Fall League after the season, helping them to the AFL championship...went 4-for-4 with two home runs in the AFL Championship game.
- Finished the AFL hitting .383 with three home runs, 16 RBI and a .414 on-base percentage.
- Ranked as the eighth-best prospect in the Dodger minor league system by *Baseball America*.
- Rated as the Best Athlete in the Dodger farm system by *Baseball America*.

2004: In a combined 123 games for Single-A Columbus and Vero Beach, hit .293 with 18 home runs, 27 doubles and 75 RBI...played 113 games in right field.

- On 7/23 at Rome, hit three home runs and drove in five runs.
- Was batting .304 in 15 games for Columbus before being promoted to Vero Beach.
- Was named the Florida State League Player of the Week for 8/23-29.

2003: Began his professional career with the Gulf Coast League Dodgers, hitting .270 with one home run and 17 RBI in 43 games.

PERSONAL

Matthew Ryan Kemp...stays active with his home state of Oklahoma through holiday visits and donations of winter gear, toys, and educational aids for local mobile home parks and Positive Tomorrows, a school for children of homeless families...made a donation to the Regional Bank of Oklahoma during the 2010 offseason as part of his "Score Against Hunger" campaign and to 2013 tornado relief efforts...made special Christmas visits to Sweet Alice in Watts and City of Hope Hospital in Duarte during the 2011 offseason...honored by the Negro Leagues Museum in January 2012 with a Legacy Award...served as grand marshal of the 2013 LA Kingdom Day parade in recognition of Martin Luther King Jr...was recruited by the University of Oklahoma as a basketball player...originally signed by Dodgers' scout Mike Leuzinger.

MATT KEMP'S CAREER BATTING RECORD

YR	CLUB	AVG	G	AB	R	H	2B	3B	HR	RBI	SH	SF	HP	BB	SO	SB	CS	OBP	SLG	E
2003	GCL Dodgers (R)	.270	43	159	11	43	5	2	1	17	0	2	0	7	25	2	1	.298	.346	1
2004	Columbus (A)	.288	111	423	67	122	22	8	17	66	1	5	5	24	100	8	7	.330	.499	8
	Vero Beach (A)	.351	11	37	5	13	5	0	1	9	0	1	0	4	12	2	1	.405	.568	1
2005	Vero Beach (A)	.306	109	418	76	128	21	4	27	90	1	5	5	25	92	23	6	.349	.569	5
2006	Jacksonville (AA)	.327	48	199	38	65	15	2	7	34	0	0	5	20	38	11	2	.402	.528	2
	LOS ANGELES-NL	.253	52	154	30	39	7	1	7	23	0	3	0	9	53	6	0	.289	.448	5
	Las Vegas (AAA)	.368	44	182	37	67	14	6	3	36	1	0	2	17	26	14	3	.428	.560	1
2007	LOS ANGELES-NL	.342	98	292	47	100	12	5	10	42	0	3	0	16	66	10	5	.373	.521	4
	Las Vegas (AAA)	.329	39	161	32	53	16	3	4	20	0	1	2	10	26	9	2	.374	.540	1
2008	LOS ANGELES-NL	.290	155	606	93	176	38	5	18	76	1	3	1	46	153	35	11	.340	.459	3
2009	LOS ANGELES-NL	.297	159	606	97	180	25	7	26	101	0	6	3	52	139	34	8	.352	.490	2
2010	LOS ANGELES-NL	.249	162+9	602	82	150	25	6	28	89	0	9	4	53	170	19	15	.310	.450	5
2011	LOS ANGELES-NL	.324	161	602	115*	195	33	4	39*	126*	0	7	6	74	159	40	11	.399	.586	5
2012	LOS ANGELES-NL	.303	106	403	74	122	22	2	23	69	0	3	3	40	103	9	4	.367	.538	1
	Albuquerque (AAA)@	.500	4	16	6	2	2	0	2	6	0	0	0	0	2	0	0	.500	1.000	0
	Rancho Cuc. (A)@	.429	4	14	2	6	1	0	0	4	0	0	0	2	4	0	0	.500	.500	0
2013	LOS ANGELES-NL	.270	73	263	35	71	15	0	6	33	0	3	2	22	76	9	0	.328	.395	5
	Albuquerque (AAA)@	.182	3	11	3	2	2	0	0	0	0	0	0	1	6	1	0	.250	.364	0
	Rancho Cuc. (A)@	.000	5	18	0	0	0	0	0	0	0	0	0	1	7	0	1	.053	.000	0
2014	LOS ANGELES-NL	.287	150	541	77	155	38	3	25	89	0	6	0	52	145	8	5	.346	.506	7
Major League Totals		.292	1116	4069	650	1188	215	33	182	648	1	43	19	364	1064	170	59	.349	.495	37
Minor League Totals		.310	421	1638	277	507	103	25	62	282	3	14	19	111	338	70	23	.357	.516	19

*Led league +Tied for league lead @Rehab assignment

DIVISION SERIES RECORD

YR	CLUB	AVG	G	AB	R	H	2B	3B	HR	RBI	SH	SF	HP	BB	SO	SB	CS	OBP	SLG	E
2008	LAD vs. CHI	.154	3	13	0	2	2	0	0	1	0	0	0	0	5	0	0	.154	.308	0
2009	LAD vs. STL	.143	3	14	2	2	0	0	1	2	0	0	0	0	8	0	0	.143	.357	0
2014	LAD vs. STL	.353	4	17	1	6	0	0	1	2	0	0	0	0	3	0	0	.353	.529	0
Division Series Totals		.227	10	44	3	19	2	9	2	5	9	9	9	9	16	0	0	.227	.409	0

LEAGUE CHAMPIONSHIP SERIES RECORD

YR	CLUB	AVG	G	AB	R	H	2B	3B	HR	RBI	SH	SF	HP	BB	SO	SB	CS	OBP	SLG	E
2008	LAD vs. PHI	.333	5	15	1	5	1	0	0	0	0	0	0	4	4	0	1	.474	.400	1
2009	LAD vs. PHI	.250	5	20	2	5	0	0	1	2	0	0	0	1	8	0	1	.286	.400	0
LCS Totals		.286	10	35	3	10	1	0	1	2	0	0	0	5	12	0	2	.375	.400	1

ALL-STAR RECORD

YR	CLUB	AVG	G	AB	R	H	2B	3B	HR	RBI	SH	SF	HP	BB	SO	SB	CS	OBP	SLG	E
2011	NL vs. AL (at ARI)	.500	1	2	1	1	0	0	0	0	0	0	0	1	0	0	0	.667	.500	0
2012	NL vs. AL (at KC)																			

Did not play

CAREER FIELDING

POSITION	PCT.	G	PO	A	E	TC	DP
Outfield	.983	1081	2126	64	37	2227	19
Center Field	.985	827	1712	48	26	1786	15
Right Field	.975	227	336	14	9	359	3
Left Field	.976	55	78	2	2	82	1

SINGLE-GAME HIGHS

HITTING STREAK.....	19 games, July 9 - August 1, 2008
HITS.....	5, August 2, 2010 vs. San Diego
DOUBLES.....	3, September 22, 2011 vs. San Francisco
RBI.....	6, June 4, 2011 at Cincinnati
RUNS SCORED.....	4, twice, last April 21, 2010 at Cincinnati
WALKS.....	4, August 30, 2011 vs. San Diego
STRIKEOUTS.....	4, five times, last June 10, 2014 at Cincinnati
STOLEN BASES.....	3, April 9, 2011 at San Diego

HOME RUNS

CAREER MULTI-HOME RUN GAMES (7).....	June 11, 2006 at Colorado (Aaron Cook) April 19, 2009 vs. Colorado (Matt Belisle and Huston Street) June 4, 2011 at Cincinnati (Johnny Cueto and Logan Ondrusek) April 14, 2012 vs. San Diego (Joe Wieland) September 29, 2012 vs. Colorado (Tyler Chatwood and Josh Roenicke) April 6, 2014 vs. San Francisco (Matt Cain) July 29, 2014 vs. Atlanta (Aaron Harang and Anthony Varvaro)
CAREER GRAND SLAMS (6).....	April 26, 2008 vs. Colorado (Mark Redman) April 19, 2009 vs. Colorado (Matt Belisle) May 7, 2009 vs. Washington (Jordan Zimmermann) July 10, 2009 at Milwaukee (Carlos Villanueva) September 29, 2010 at Colorado (Jhoulys Chacin) June 4, 2011 at Cincinnati (Logan Ondrusek)
CAREER PINCH-HIT (2).....	June 14, 2006 at San Diego (Scott Linebrink) June 10, 2011 at Colorado (Matt Belisle)
CAREER WALK-OFF (6).....	June 1, 2010 vs. Arizona (J.C. Gutierrez) April 17, 2011 vs. St. Louis (Ryan Franklin) April 21, 2011 vs. Atlanta (Cristian Martinez) August 27, 2011 vs. Colorado (Jason Hammel) April 28, 2012 vs. Washington (Tom Gorzelanny) July 18, 2012 vs. Philadelphia (Jake Diekmann)
CAREER LEAD-OFF (1).....	August 17, 2008 vs. Milwaukee (Jeff Suppan)

CAREER TRANSACTIONS

2003.....	Signed by the Los Angeles Dodgers as a sixth-round selection in the First-Year Player Draft.
2014.....	Acquired by the San Diego Padres along with C Tim Lincecum and cash considerations in exchange for RHPs Zach Eflin and Joe Wieland and C Yasmani Grandal, December 18.



IAN KENNEDY

RIGHT-HANDED PITCHER

22

BATS/THROWS: R/R
OPENING DAY AGE: 30

BORN: December 19, 1984 in Huntington Beach, CA

RESIDENCE: Scottsdale, AZ

ACQUIRED: From ARI in exchange for LHP Joe Thatcher and RHP Matt Stites: July 31, 2013

CONTRACT STATUS: Signed through 2015

HEIGHT/WEIGHT: 6-0/200
SERVICE TIME: 5.124

CAREER

2014: In his first full season with the Padres, posted a 13-13 record with a 3.63 ERA (81 ER, 201.0 IP) and a career-high 207 strikeouts over 33 starts...his lowest ERA since posting a career-best 2.88 mark in 2011.

- Threw 201.0 innings, the third time in his career he's reached the 200.0 IP mark (also, 222.0 IP in 2011 and 208.1 IP in 2012, both with Arizona).
- Recorded 207 strikeouts, surpassing his previous career high of 198 in 2011...became the fourth pitcher (sixth time) in Padres history to strike out 200 batters in a season, joining Kevin Brown in 1998 (257), Jake Peavy in 2005-07 (216, 215 and 240, respectively) and Clay Kirby in 1971 (215).
- His 207 strikeouts were tied for the fifth-most in the National League and tied for the 11th-most in Major League Baseball.
- Tallied 133 strikeouts before the All-Star break, the second-most in franchise history during the first half, trailing only Andy Benes, who had 138 punch-outs in 19 first-half starts in 1994.
- Matched his career high and set a Padres season high with 12 strikeouts on 5/12 vs. MIA...in that same game, he belted his first career home run, a solo shot off Jacob Turner...became the first pitcher in Padres history to hit a home run and record 12-or-more strikeouts in a single game and the sixth Major Leaguer since the 1985 season to do so.
- Posted 9.27 strikeouts per nine innings, the sixth-best mark by a starting pitcher in franchise history...his SO per 9.0 IP ratio was also the fourth-best number in the National League and the 10th-best in Major League Baseball.
- Made 30+ starts for the fifth straight season and is one of 14 pitchers in the Majors to do so since 2010, one of just three National League pitchers to do so, joining Yovani Gallardo (MIL) and Cole Hamels (PHI).
- Over 13 starts after the All-Star Break, went 6-4 with a 3.87 ERA (33 ER, 76.2 IP) and 74 strikeouts against 36 walks...during the first half, had gone 7-9 despite a 3.47 ERA (48 ER, 124.1 IP) with 133 strikeouts against 34 walks.
- Over his final 16 starts (since 7/1), was 8-4 with a 3.23 ERA (35 ER, 97.2 IP) and 96 strikeouts after posting a 5-9 record with 4.01 ERA (46 ER, 103.1 IP) and 111 strikeouts in his first 17 starts...posted a 4-3 record with a 2.84 ERA (16 ER, 50.2 IP) in eight starts on the road after 7/1.

QUICK HIT

- Became the fourth pitcher in Padres history to record 200+ strikeouts in a season with 207 in 2014 (also, Kevin Brown, Jake Peavy and Clay Kirby).
- Finished fourth in the 2011 NL Cy Young Award balloting and was the runner-up in the 2011 Rawlings Gold Glove award voting.
- **First MLB WIN:** September 1, 2007 vs. TB (Major League debut)

2013: Acquired by the Padres from the Diamondbacks at the trade deadline...in 10 starts with San Diego, went 4-2 with a 4.24 ERA (27 ER, 57.1 IP).

- Made his third consecutive Opening Day start for the D-backs.
- In 21 starts for Arizona prior to being acquired by the Padres on 7/31, had gone 3-8 with a 5.23 ERA (72 ER, 124.0 IP).
- Made his Padres debut with a start at Petco Park on 8/4 against his former team, the Yankees...earned the win that day.
- Over his first eight starts for San Diego from 8/4 - 9/13, went 3-1 with a 3.66 ERA (19 ER, 46.2 IP), a .220 (38-for-173) opponent average and 46 strikeouts against 24 walks.
- Had a total of 12 hit batsmen in 2013, the second-highest total of his career (14 in 2012), tied with Stephen Strasburg (WSH) for the third-most HBP among National League pitchers in 2013.

2012: Went 15-12 with a 4.02 ERA (93 ER, 208.1 IP) in a career-high tying 33 starts with Arizona and struck out a team-best 187 strikeouts...made his second consecutive Opening Day start.

- Recorded his second consecutive season with at least 10 wins, 30 starts and 200.0 innings pitched.
- Tied for the NL lead in starts, ranked sixth in wins and tied for 10th in innings pitched.
- His nine second-half victories were tied for the most in the NL with Johnny Cueto (CIN), Yovani Gallardo (MIL), Gio Gonzalez (WSH), Tim Hudson (ATL), Kyle Kendrick (PHI) and Kris Medlen (ATL).
- Was 4-for-51 (.078) with 11 walks at the plate...the 11 walks were the most by a pitcher since the Expos' Steve Rogers in 1982 (also 11).
- Had a career-best nine-game win streak which extended back to 8/23/11 come to an end on 5/3...was tagged with the loss in five-straight starts from 5/3-25.
- Had a 10-game win streak at Chase Field from 7/16/11 - 4/22/12, the third-longest in club history.
- Matched his career high with 12 strikeouts on 6/5 vs. COL...became the second D-backs pitcher (fifth time) to record 12 strikeouts in 6.0 innings or less (also, four times by Randy Johnson).
- Became the seventh D-backs' pitcher to hit a triple on 7/23 vs. COL (first to do so with the bases loaded)...three RBI also marked a career high.
- Struck out at least seven batters with no walks in consecutive starts on 7/18 at CIN and 7/23 vs. COL, the first D-backs pitcher to do so since Dan Haren from 5/23-28 in 2009.

2011: Finished fourth in the National League Cy Young Award balloting, going 21-4 with a 2.88 ERA (71 ER, 222.0 IP) in 33 starts in his second season with the Diamondbacks.

- Was the fourth 20-game winner in D-backs franchise history (sixth time), joining Randy Johnson (2001-02), Curt Schilling (2001-02) and Brandon Webb (2008).
- Established a franchise record with an .840 winning percentage, the best mark in the NL since Mike Hampton went 22-4 (.846) in 1999 for HOU...21 wins also tied for the fifth-most in D-backs history (also Johnson in 2001) and his 2.88 ERA ranked eighth.
- Became the fourth D-backs pitcher to tie or lead the NL in victories (Schilling in 2001, Johnson in 2002 and Webb in 2008)...combined with Daniel Hudson to be the second duo in club history to pitch at least 220.0 innings in a single-season (also Johnson and Schilling in 2001-02).
- Became one of nine pitchers since 1950 to win at least 20 games, make 30 starts and record no more than four losses, joining Preacher Roe (1951), Whitey Ford (1961), Ron Guidry (1978), Dwight Gooden (1985), Roger Clemens (1986, 2001), Hampton (1999), Pedro Martinez (2002) and Cliff Lee (2008).
- First right-hander with 20 wins and fewer than 200 strikeouts since Yankees' Mike Mussina (20/150) and Webb (22/183) in 2008.
- Made his first Opening Day start on 4/1 vs. COL (ND, 3 ER in 6.0 IP)...was one of four pitchers to start his team's home and road openers along with the David Price-TB, Carl Pavano-MIN and Clayton Kershaw-LAD.
- Posted a 1.000 fielding percentage (36 TC) and finished second in NL Rawlings® Gold Glove Award voting.
- Went 10-0 vs. the NL West...according to ELIAS, joined Schilling (2002) and Webb (2008) as the only D-backs pitchers to win their first nine intra-division decisions in a season.
- Went 13-1 with a 2.26 ERA (25 ER in 99.2 IP) in 15 games from 7/8 through the end of the season...his 12 second-half wins tied for the Major League lead with the Dodgers' Clayton Kershaw and Tigers' Justin Verlander.
- Tossed his first career shutout on 4/25 vs. PHI (3 hits, 10 strikeouts)...according to ELIAS, became the third D-backs pitcher to toss a shutout while allowing three or fewer hits and no walks with at least 10 strikeouts, joining Schilling on 4/10/01 vs. LAD (2 hits, 10 strikeouts) and Johnson on 5/18/04 at ATL (perfect game, 13 strikeouts)...completed the game in 2 hours, 4 minutes, the exact time of day his daughter, Nora Rose, was born the previous day.
- Won seven straight starts from 7/8 - 8/12, tied for the second-longest streak by a D-backs starter in team history (also Johnson in 2000)...only Webb's nine-straight wins in 2008 was longer (Elias).
- Became the NL's first 18-and-19-game winner...won his 18th game on 9/3 at SF...according to Elias, he became the first pitcher since the Reds' Ewell Blackwell in 1947 to be the NL's first 18-game winner after having no more than 10 career wins prior to that year...Blackwell was 9-13 entering 1947 then won his 18th game on 7/25/47.
- Went 0-1 with a 4.26 ERA (6 ER, 12.2 IP) in two NLDS starts vs. MIL...suffered the loss in Game 1 (4 ER in 6.2 IP) and did not factor in the decision in the deciding Game 5 (2 ER in 6.0 IP).

2010: Went 9-10 with a 3.80 ERA (82 ER, 194.0 IP) and a .228 opponents average in 32 starts in his first full Major League season and was named the Most Valuable Pitcher by the Arizona chapter of the BBWAA.

- Ranked among NL leaders in opponents average (8th) and hits allowed per 9.0 IP (9th, 7.56).
- Recorded his first win as a D-back on 4/29 at CHI and first since his Major League debut on 9/1/07.
- Went 6-3 with a 3.38 ERA (33 ER, 88.0 IP) in his final 15 starts...had a career-best 17.0-inning scoreless streak from 8/31 - 9/12.
- Picked up his first career hit on 4/18 at SD (single off Wade LeBlanc)...collected his first career RBI with a sac fly on 4/29 at CHI.

2009: Missed the majority of the season with an aneurysm near his right shoulder.

- Placed on the disabled list on 4/28 with what was originally diagnosed as a vasospasm in his right middle finger and following a MRI in May, was later diagnosed as an aneurysm near his right shoulder...underwent surgery to remove the aneurysm on 5/12 (performed by Dr. George Todd in New York, N.Y.).
- Reinstated from the disabled list on 9/12 and started for Single-A Tampa in Game 1 of the Florida State League Championship Series vs. Charlotte (TB).
- Transferred to Scranton/Wilkes-Barre on 9/13 and tossed 3.0 perfect innings with six strikeouts in Game 2 of the Governor's Cup Finals at Durham (TB) on 9/16.
- Recalled by the Yankees on 9/19 and made his lone appearance on 9/23 at LAA (0 ER, 1.0 IP).
- Pitched for Surprise in the Arizona Fall League following the season.

2008: Appeared in 10 games, nine starts, over three stints for the Yankees, going 0-4 with an 8.17 ERA (36 ER, 39.2 IP).

- His ERA was the highest ever for a Yankees pitcher with at least nine starts...his nine winless starts were tied for the most by a Yankees pitcher (Steve Trout in 1987) in a season and was the longest by a Yankees rookie to start a season.
- At 23 years old teamed with 21-year-old Phil Hughes to become the fourth pair of pitchers each under the age of 24 to start for the Yankees within the team's first four games of a season...also Dave Righetti (23) and Mike Morgan (22) in 1982; Mel Stottlemyre (23) and Al Downing (23) in 1965; and Hippo Vaughn (23), Ray Fisher (23) and Ray Caldwell (22) in 1911.
- Started two postseason games for International League-champion Scranton/Wilkes-Barre, going 0-1 with a 1.50 ERA (2 ER, 12.0 IP).
- Pitched for Mayaguez in the Puerto Rico Winter League after the season and went 2-2 with a 1.56 ERA (6 ER in 34.2 IP).
- Entered the year rated by *Baseball America* as the Yankees' fourth-best prospect and having the organization's best control.

2007: Named the Yankees' Minor League Pitcher of the Year, going 12-3 with a 1.91 ERA (31 ER, 146.1 IP) and 163 strikeouts in 26 games, 25 starts, with Single-A Tampa, Double-A Trenton and Triple-A Scranton/Wilkes-Barre.

- Ranked second among full-season minor league pitchers with a .182 opponents average, third in ERA and 13th in strikeouts.
- Named to *Baseball America's* Minor League mid- and post-season All-Star teams.
- Named FSL Player of the Month for May, going 5-0 with a 0.70 ERA (3 ER in 38.2 IP) in six starts.
- Went 1-0 with a 1.89 ERA (4 ER in 19.0 IP) and a .191 average (13-for-68) in three starts with the Yankees.
- Selected by the Yankees on 9/1 and made his Major League debut that day vs. TB...one of eight rookies to start a game for the Yankees in 2007 (sixth to make his big league debut), tying a franchise record (also 1907).
- Did not pitch after 9/13, suffering a strained upper back muscle while throwing a bullpen prior to his scheduled start on 9/22.
- Entered the season rated by *Baseball America* as the Yankees' fifth-best prospect in the organization.

2006: Made his pro debut with Short-Season Staten Island and pitched 2.2 innings in his only game on 9/6 vs. Tri-City.

- Pitched for West Oahu in the Hawaiian Winter League and was selected as a HWL postseason All-Star...went 0-2 with a 4.45 ERA (15 ER, 30.1 IP) and 45 strikeouts in nine games, seven starts.



PLAYERS

PERSONAL

Ian Patrick Kennedy...he and his wife, Allison, have three daughters, Nora Rose, Renee Elaine and Lydia Marie...two-time member of the U.S. National Team in 2004-05, including the gold medal-winning team at the 2004 FISU World University Junior World Championships in Canada...played at the University of Southern California from 2004-06, where he ranks third with 380 strikeouts and seventh with 47 starts...his 158 strikeouts as a sophomore rank fourth on USC's single-season list...earned First-Team All-American honors his freshman and sophomore seasons from *Baseball America*, Collegiate Baseball and the National Collegiate Baseball Writers Association...became the first USC freshman to be tabbed the No. 1 starter since Randy Flores in 1994...as a sophomore, went 12-2 with a 2.54 ERA and .201 opponents batting average en route to the Pac-10 Conference Pitcher of the Year award, the eighth USC player to win the honor...as a junior, was named a First-Team Preseason All-American by NCBWA...Graduated in 2003 from La Quinta High School in Huntington Beach, Calif....named CIF Division IV co-Most Valuable Player and Orange County Register Most Valuable Player honors...originally signed by Yankees' scout Damon Oppenheimer.

IAN KENNEDY'S CAREER PITCHING RECORD

YR	CLUB	W-L	ERA	G	GS	CG	SHO	SV	IP	H	R	ER	HR	HB	BB	SO	WP	BK	AVG
2006	Staten Island (A)	0-0	0.00	1	1	0	0	0	2.2	2	0	0	0	0	2	2	0	0	.200
2007	Tampa (A)	6-1	1.29	11	10	1	0	0	63.0	39	9	9	2	1	22	72	1	0	.183
	Trenton (AA)	5-1	2.59	9	9	0	0	0	48.2	27	14	14	2	2	17	57	2	0	.163
	Scranton (AAA)	1-1	2.08	6	6	0	0	0	34.2	25	8	8	2	3	11	34	0	0	.205
	NEW YORK (AL)	1-0	1.89	3	3	0	0	0	19.0	13	6	4	1	0	9	15	0	0	.191
2008	NEW YORK (AL)	0-4	8.17	10	9	0	0	0	39.2	50	37	36	5	1	26	27	3	0	.309
	Scranton (AAA)	5-3	2.35	13	12	0	0	0	69.0	52	19	18	4	5	17	72	2	1	.206
	GCL Yankees (R)@	1-0	3.00	1	0	0	0	0	3.0	3	1	1	0	1	0	7	1	0	.250
	Tampa (A)	0-0	0.00	1	1	0	0	0	5.0	2	0	0	0	0	1	4	0	0	.118
2009	Scranton (AAA)	1-0	1.59	4	4	0	0	0	22.2	18	5	4	0	0	7	25	1	0	.220
	NEW YORK (AL)	0-0	0.00	1	0	0	0	0	1.0	0	0	0	0	1	2	1	0	0	.000
2010	ARIZONA	9-10	3.80	32	32	0	0	0	194.0	163	87	82	26	10	70	168	16+	0	.228
2011	ARIZONA	+21-4	2.88	33	33	1	1	0	222.0	186	73	71	19	9	55	198	11	1	.227
2012	ARIZONA	15-12	4.02	33	33+	1	0	0	208.1	216	101	93	28	14*	55	187	5	4	.266
2013	ARIZONA	3-8	5.23	21	21	0	0	0	124.0	128	79	72	18	10	48	108	9	0	.268
	SAN DIEGO	4-2	4.24	10	10	0	0	0	57.1	52	29	27	9	2	25	55	1	1	.239
2014	SAN DIEGO	13-13	3.63	33	33	0	0	0	201.0	189	85	81	16	4	70	207	11	0	.250
Major League Totals		66-53	3.93	176	174	2	1	0	1066.1	997	497	466	122	51	360	966	56	6	.248
Minor League Totals		19-6	1.95	46	43	1	0	0	248.2	168	56	54	10	12	77	273	7	1	.192

*Led league +Tied for league lead @Rehab assignment

DIVISION SERIES RECORD

YR	CLUB	W-L	ERA	G	GS	CG	SHO	SV	IP	H	R	ER	HR	HB	BB	SO	WP	BK
2011	ARI vs. MIL	0-1	4.26	2	2	0	0	0	12.2	13	6	6	1	3	3	8	1	0

2014 AND CAREER BATTING RECORD

YR	CLUB	AVG	G	AB	R	H	2B	3B	HR	RBI	SH	SF	HP	BB	SO	SB	CS	OBP	SLG
2014	SAN DIEGO	.115	32	52	3	6	1	0	1	5	6	0	0	5	24	0	0	.193	.192
Major League Totals		.133	155	271	18	36	8	1	1	18	36	2	1	32	129	0	0	.225	.181

CAREER FIELDING

POSITION	PCT.	G	PO	A	E	TC	DP
Pitcher	.971	176	61	109	5	175	6

SINGLE-GAME HIGHS

INNINGS PITCHED.....9.0 IP, April 25, 2011 vs. Philadelphia
 LOW-HIT COMPLETE GAME.....3 hits, April 25, 2011 vs. Philadelphia
 STRIKEOUTS.....12, four times, last May 8, 2014 vs. Miami
 MOST HITS ALLOWED.....13, June 6, 2013 at St. Louis
 MOST RUNS ALLOWED.....10, June 6, 2013 at St. Louis
 MOST WALKS ALLOWED.....9, June 26, 2010 at Tampa Bay
 MOST HOME RUNS ALLOWED.....3, seven times, last August 16, 2013 vs. New York (NL)
 CAREER WINNING STREAK.....Nine games, August 23, 2011 - April 22, 2012
 CAREER 10-STRIKEOUT GAMES (7).....August 26, 2010 at San Diego (12)
 April 25, 2011 vs. Philadelphia (10)
 June 16, 2011 vs. San Francisco (10)
 September 8, 2011 vs. San Diego (11)
 September 19, 2011 vs. Pittsburgh (12)
 June 5, 2012 vs. Colorado (12)
 May 8, 2014 vs. Miami (12)
 CAREER HOME RUNS HIT (1).....May 8, 2014 vs. Miami (Jacob Turner)

CAREER TRANSACTIONS

2003.....Selected by the St. Louis Cardinals in the 14th round of the First-Year Player Draft (did not sign).
 2006.....Signed by the New York Yankees as a first-round selection (21st overall) in the First-Year Player Draft.
 2009.....Acquired by the Arizona Diamondbacks from the New York Yankees as part of a three-team trade with the Detroit Tigers along with RHP Edwin Jackson from the Tigers in exchange for LHP Max Scherzer and RHP Daniel Schlereth, with the Yankees acquiring OF Curtis Granderson from the Tigers and the Tigers acquiring LHP Max Scherzer and RHP Daniel Schlereth from the Diamondbacks and LHP Phil Coke and OF Austin Jackson from the Yankees, December 8.
 2013.....Acquired by the San Diego Padres in exchange for LHP Joe Thatcher and RHP Matt Stites, July 31.



JASON LANE

LEFT-HANDED PITCHER

BATS/THROWS: R/L

OPENING DAY AGE: 38

BORN: December 22, 1976 in Santa Rosa, CA

RESIDENCE: Santa Rosa, CA

ACQUIRED: Signed as a minor league free agent: November 27, 2014

CONTRACT STATUS: Signed through 2015

HEIGHT/WEIGHT: 6-2/225

SERVICE TIME: 4.061

NON-ROSTER INVITEE

CAREER

2014: At 37 years old, made his Major League debut as a pitcher with San Diego, going 0-1 with a 0.87 ERA (1 ER, 10.1 IP) in three games, one start.

- Made his Major League pitching debut on 6/3 vs. PIT at Petco Park, but did not factor into the decision after tossing 3.1 perfect innings with three strikeouts...became the first pitcher in Padres franchise history to record 10-or-more outs without allowing a baserunner in his first career appearance on the mound.
- Became the third Major League pitcher since 1914 to make his Major League debut as a starting pitcher at age 37-or-older, pitch 6.0+ innings and allow one-or-fewer earned runs in his debut...joined Cleveland's Les Willis on 7/6/47 (6.0 IP, 1 ER...three total runs...39 years, 170 days) and Washington's Alex McColl on 9/6/33 (9.0 IP, one ER...39 years, 161 days).
- Per ELIAS, in the Expansion Era (since 1961), he is one of two pitchers to start his first game as a pitcher after logging more than 1,000 career at-bats prior to the start (1,208)...on 9/22/68, Minnesota's Cesar Tovar started a game against the Athletics and pitched one scoreless inning before playing every other position in that game.
- Originally had his contract purchased from Triple-A El Paso on 6/3 and was designated for assignment on 6/7...accepted his minor league assignment and was outrighted to Triple-A El Paso on 6/10...was again selected from El Paso on 7/28 and was designated for assignment the following day...accepted his assignment and was outrighted to El Paso on 7/31.
- Posted a 9-9 record with a 4.51 ERA (75 ER, 149.2 IP) with 77 strikeouts against 26 walks while limiting the opposition to a .298 batting average in 24 games, all starts, for the Chihuahuas.
- Following the season, was named an Organization All-Star by MiLB.com.

2013: Appeared in 11 games, six starts, with Triple-A Tucson, posting a 2-2 record with a 5.24 ERA (27 ER, 46.1 IP).

- Started the season with the independent Sugar Land Skeeters of the Atlantic League...pitched to an 8-4 record with a 2.98 ERA (35 ER, 105.2 IP) in 17 games, all starts for the Skeeters.
- Signed with the Padres as a minor league free agent on 7/21.

2012: Started the season with Triple-A Reno in the Diamondbacks organization, making 15 appearances out of the bullpen, going 2-0 with a 7.59 ERA (18 ER, 21.1 IP) in what was his first season as a full-time pitcher.

- Was released by ARI on 6/6...finished the season with Sugar Land, going 9-5 with a 3.17 ERA in 18 games, 17 starts.

2011: Spent the season with Triple-A Las Vegas in the Toronto organization, hitting .291 (62-for-213) with six home runs and 34 RBI...also made six relief appearances, posting a 4.85 ERA (7 ER, 13.0 IP) with 12 strikeouts.

- Played in 20 games as designated hitter, 18 in left field, 16 in right and four at first base...appeared as a pitcher and position player in the same game on four occasions.

2010: Combined to hit .275 with 21 doubles, nine homers and 49 RBI in 89 games with Triple-A New Orleans (MIA) and Las Vegas (TOR)...also recorded a 3.86 ERA (2 ER, 4.2 IP) in four games on the mound with the 51's.

- Began the season with New Orleans and was released on 6/5...played in 19 games with Southern Maryland in the independent Atlantic League before signing with the Blue Jays on 7/23.
- Overall, appeared in 29 games each in right and left field, 21 at designated hitter and 14 at first base.

2009: Hit .253 (104-for-411) with 41 doubles, 13 homers and 47 RBI in 113 games with Triple-A Las Vegas (TOR).

- Ranked second in the Pacific Coast League in doubles.
- Also tossed 1.0 scoreless inning of relief on 7/21 vs. Colorado Springs.

2008: Appeared in 110 games between Triple-A Scranton/Wilkes-Barre (NYY) and Triple-A Pawtucket (BOS), hitting .233 (93-for-400) with 18 homers and 60 RBI.

- On the disabled list from 7/21-8/13 with a strained left rib cage.
- Released by the Yankees on 8/18 and signed by the Red Sox on 8/19.

2007: Split the year between the Majors and Triple-A, appearing in 69 Big League games and 50 minor league games.

- Began the season with the Astros but was optioned to Triple-A Round Rock on 6/3...hit .319 (59-for-185) in 50 games with the Express before his recall on 7/24.
- Traded to the Padres on 9/24 for a PTBNL or cash and played in three games, including Game 163 in COL.



PLAYERS

2006: Spent the majority of the season with the Astros, going 58-for-288 (.201) with 10 doubles, 15 home runs, 45 RBI and a career-high 49 walks.

- Hit a pinch grand slam on 8/29 vs. MIL, the first by an Astro since Gregg Zaun on 6/27/02 vs. ARI.
- Optioned to Round Rock on 7/12 and hit .261 (12-for-46) in 12 games...recalled on 7/26.

2005: Recorded career highs in virtually all offensive categories, hitting .267 (138-for-517) with 34 doubles, 26 home runs and 78 RBI in 145 games for Houston.

- His 26 home runs ranked 10th among all National League outfielders.
- Homered eight times during the month of June, tied for the sixth-highest total in the National League.
- Hit .232 (13-for-56) with three home runs and eight RBI in 14 playoff games...was 4-for-18 (.222) with a home run and two RBI in four World Series games vs. the White Sox...hit a solo homer in WS Game 3 (off Jon Garland).

2004: Spent the entire season with the Astros and hit .272 (37-for-136) with four homers and 19 RBI in 107 games.

- Made his first Opening Day roster.
- Tied for fifth among NL pinch-hitters in batting average (.333) and tied for seventh in home runs (two).
- Went 3-for-6 (.500) with one home run and two RBI in seven playoff games...became the ninth player in Major League history to homer in his first career postseason at-bat in NLDS Game 1 vs. Braves (off Chris Reitsma).

2003: Spent the majority of the season with Triple-A New Orleans and hit .298 (74-for-248) with 17 doubles, 7 home runs and 39 RBI in 71 games.

- Recalled by the Astros on 8/19 and hit .296 (8-for-27) with four homers and 10 RBI in 18 games.
- Notched his first two-homer game on 9/23 vs. SF.
- Underwent surgery to repair a sports hernia on 10/9 (performed by Dr. Brian Bosconi and Dr. David Linter).

2002: Appeared in 111 games with New Orleans, batting .272 (116-for-426) with 36 doubles, 15 home runs and 83 RBI and was named the Zephyrs' Most Valuable Player.

- Made his Major League debut on 5/10 at PIT, going 0-for-1...played in three games before being optioned to New Orleans.
- Recorded his first hit on 8/7 vs. the Marlins (pinch-hit single off Vic Darensbourg)...hit his first home run on 9/9 vs. COL (off Mike Hampton).

2001: Named the Texas League Player of the Year after hitting .316 (166-for-526) with 36 doubles, 38 home runs and 124 RBI in 137 games with Round Rock.

- Participated in the MLB Futures Game at Safeco Field... also named to the TL mid- and post-season All-Star teams and *Baseball America's* Double-A All-Star Team.
- Led all minor leaguers in RBI and ranked second in the TL in home runs and third in batting average.
- Named Topps' Player of the Month for June, batting .396 with 10 home runs and 39 RBI.
- Earned TL Player of the Week honors three times.

2000: Hit .299 (153-for-511) with 38 doubles, 23 home runs and 104 RBI in 133 games with Single-A Michigan, earning team MVP honors.

- Named to the Midwest League mid- and post-season All-Star teams and to *Baseball America's* Single-A All-Star Team.
- Ranked among ML leaders in RBI (T-1st), doubles (2nd), hits (2nd), home runs (3rd) and batting average (9th).

1999: Made his professional debut with Advanced Rookie Auburn and hit .279 (79-for-283) with 18 doubles, 13 homers and 59 RBI in 74 games.

- Named to the New York-Penn League All-Star Team... led the league in RBI and tied for third in home runs and extra-base hits.

PERSONAL

Jason Dean Lane...has one daughter, Ally...engaged to Caroline...graduated from the University of Southern California in 1999...also attended Santa Rosa (CA) Junior College...was a member of the 1998 NCAA champion Trojans, going 2-for-6 with a grand slam in the title game vs. Arizona State...also pitched 2.2 innings in the 21-14 victory...set a College World Series record with 15 hits... earned All-America honors as a senior at USC...selected as the 1997 California Junior College Player of the Year and Bay Valley Conference MVP...originally signed by Astros scout Doug Deutsch.

JASON LANE'S CAREER PITCHING RECORD

YR	CLUB	W-L	ERA	G	GS	CG	SHO	SV	IP	H	R	ER	HR	HB	BB	SO	WP	BK	AVG
1999	Auburn (R)	0-0	0.00	1	0	0	0	0	1.0	0	0	0	0	0	0	1	0	0	.000
2009	Las Vegas (AAA)	0-0	0.00	1	0	0	0	0	1.0	0	0	0	0	0	0	1	0	0	.000
2010	S. Maryland (IND)	0-0	0.00	1	0	0	0	0	1.0	2	0	0	0	0	0	0	0	0	---
	Las Vegas (AAA)	0-0	3.86	4	0	0	0	0	4.2	5	2	2	1	0	3	3	0	0	.294
2011	Las Vegas (AAA)	0-0	4.85	6	0	0	0	0	13.0	18	7	7	0	0	2	12	1	0	.321
2012	Sugar Land (IND)	9-5	3.17	18	17	1	1	0	110.2	99	43	39	9	2	18	77	2	0	---
	Reno (AAA)	2-0	7.59	15	0	0	0	0	21.1	33	19	18	2	0	6	18	2	0	.351
2013	Sugar Land (IND)	8-4	2.98	17	17	0	0	0	105.2	85	37	35	6	2	13	53	5	0	---
	Tucson (AAA)	2-2	5.24	11	6	0	0	0	46.1	55	31	27	7	0	6	33	0	0	.293
2014	El Paso (AAA)	9-9	4.52	24	24	0	0	0	149.1	183	88	75	16	3	26	77	4	0	.306
	SAN DIEGO	0-1	0.87	3	1	0	0	0	10.1	7	1	1	1	0	0	6	0	0	.179
	Major League Totals	0-1	0.87	3	1	0	0	0	10.1	7	1	1	1	0	0	6	0	0	.179
	Minor League Totals	13-11	4.90	62	30	0	0	0	237.0	294	147	129	26	3	43	145	7	0	.307
	Independent Totals	17-9	3.06	36	34	1	1	0	217.1	186	80	74	15	4	31	130	7	0	---

JASON LANE'S CAREER BATTING RECORD

YR	CLUB	AVG	G	AB	R	H	2B	3B	HR	RBI	SH	SF	HP	BB	SO	SB	CS	OBP	SLG	E
1999	Auburn (A)	.279	74	283	46	79	18	5	13	59	0	4	3	38	46	6	4	.366	.516	9
2000	Michigan (A)	.299	133	511	98	153	38	0	23	104+	0	13	8	62	91	20	7	.375	.509	5
2001	Round Rock (AA)	.316	137	526	103*	166	36	2	38	124*	1	1	21	61	98	14	2	.407	.608	2
2002	New Orleans (AAA)	.272	111	426	65	116	36	2	15	83	0	6	7	31	90	13	3	.328	.472	2
	HOUSTON	.290	44	69	12	20	3	1	4	10	0	1	0	10	12	1	1	.375	.536	1
2003	New Orleans (AAA)	.298	71	248	37	74	17	0	7	39	1	5	3	30	26	2	1	.374	.452	4
	HOUSTON	.296	18	27	5	8	2	0	4	10	0	0	0	0	2	0	0	.296	.815	0
2004	HOUSTON	.272	107	136	21	37	10	2	4	19	1	2	1	16	33	1	0	.348	.463	2
2005	HOUSTON	.267	145	517	65	138	34	4	26	78	0	5	7	32	105	6	2	.316	.499	6
2006	HOUSTON	.201	112	288	44	58	10	0	15	45	2	4	2	49	75	1	2	.318	.392	0
	Round Rock (AAA)	.261	12	46	7	12	2	0	1	11	0	3	1	5	16	1	0	.327	.370	0
2007	HOUSTON	.178	68	169	18	30	5	0	8	27	1	3	3	16	30	1	1	.257	.349	0
	Round Rock (AAA)	.319	50	185	37	59	15	0	9	41	0	4	2	23	26	2	1	.393	.546	5
	SAN DIEGO	.000	3	2	0	0	0	0	0	0	0	0	0	0	1	0	0	.000	.000	0
2008	Scranton-WB (AAA)	.236	97	347	54	82	19	3	16	51	0	5	7	50	70	3	3	.340	.447	3
	Pawtucket (AAA)	.208	13	53	10	11	4	0	2	9	0	1	0	8	14	0	0	.306	.396	0
2009	Las Vegas (AAA)	.253	113	411	65	104	41	3	13	47	1	5	4	58	70	4	2	.347	.462	2
2010	S. Maryland (IND)	.231	19	65	10	15	2	0	3	11	0	0	1	9	14	0	0	.333	.400	0
	New Orleans (AAA)	.229	47	170	22	39	6	0	3	14	0	3	2	17	40	1	1	.302	.318	3
	Las Vegas (AAA)	.323	42	164	28	53	15	0	6	35	0	0	1	27	26	3	2	.422	.524	3
2011	Las Vegas (AAA)	.291	60	213	38	62	16	1	6	34	0	3	0	24	36	1	2	.358	.460	0
2012	Reno (AAA)	.167	10	12	0	2	1	0	0	1	1	0	0	0	6	0	0	.167	.250	0
	Sugar Land (IND)	.275	79	229	29	63	16	0	9	31	0	3	1	25	43	1	1	.345	.463	0
2013	Sugar Land (IND)	.174	32	46	4	8	2	0	0	3	0	1	0	8	10	2	0	.291	.217	0
	Tucson (AAA)	.400	6	10	0	4	1	0	0	0	0	0	0	0	2	0	0	.400	.500	0
2014	El Paso (AAA)	.362	48	69	11	25	6	0	3	12	0	1	1	10	16	0	0	.444	.580	1
	SAN DIEGO	.333	3	3	0	1	0	0	0	0	0	0	0	0	0	0	0	.333	.333	0
Major League Totals		.241	500	1211	165	292	64	7	61	189	4	15	13	123	258	10	6	.314	.457	9
Minor League Totals		.283	1024	3674	621	1041	271	16	155	664	4	53	60	444	673	70	28	.365	.492	39
Independent Totals		.253	130	340	43	86	20	0	12	45	0	4	2	42	67	3	1	.335	.418	0

*Led league +Tied for league lead @Rehab assignment

DIVISION SERIES BATTING RECORD

YR	CLUB	AVG	G	AB	R	H	2B	3B	HR	RBI	SH	SF	HP	BB	SO	SB	CS	OBP	SLG	E
2004	HOU vs. ATL	.600	5	5	2	3	0	0	1	2	0	0	0	0	1	0	0	.600	1.200	0
2005	HOU vs. ATL	.235	4	17	1	4	1	0	0	3	0	1	1	1	3	0	0	.300	.294	0
Division Series Totals		.318	9	22	3	7	1	0	1	5	0	1	1	1	4	0	0	.360	.500	0

LEAGUE CHAMPIONSHIP SERIES BATTING RECORD

YR	CLUB	AVG	G	AB	R	H	2B	3B	HR	RBI	SH	SF	HP	BB	SO	SB	CS	OBP	SLG	E
2004	HOU vs. STL	.000	2	1	0	0	0	0	0	0	0	0	0	0	0	0	0	.000	.000	0
2005	HOU vs. STL	.238	6	21	3	5	0	0	2	3	0	0	1	2	4	0	0	.333	.524	0
LCS Totals		.227	8	22	3	5	0	0	2	3	0	0	1	2	4	0	0	.320	.500	0

WORLD SERIES BATTING RECORD

YR	CLUB	AVG	G	AB	R	H	2B	3B	HR	RBI	SH	SF	HP	BB	SO	SB	CS	OBP	SLG	E
2005	HOU vs. CWS	.222	4	18	1	4	1	0	1	2	0	0	0	1	5	1	0	.263	.444	0

CAREER FIELDING

POSITION	PCT.	G	PO	A	E	TC	DP
Pitcher	1.000	3	0	2	0	2	0
First Base	.944	4	16	1	1	18	3
Outfield	.988	420	643	12	8	663	2
Career Totals	.987	427	659	15	9	683	5

SINGLE-GAME HIGHS

INNINGS PITCHED.....6.0 IP, July 28, 2014 at Atlanta
LOW-HIT COMPLETE GAME.....None
STRIKEOUTS.....3, June 3, 2014 vs. Pittsburgh
MOST HITS ALLOWED.....6, July 28, 2014 at Atlanta
MOST RUNS ALLOWED.....1, July 28, 2014 at Atlanta
MOST WALKS ALLOWED.....0, three times, last July 28, 2014 at Atlanta
MOST HOME RUNS ALLOWED.....1, July 28, 2014 at Atlanta
CAREER WINNING STREAK.....None
CAREER 10-STRIKEOUT GAMES.....None
CAREER HOME RUNS HIT.....61, last, August 13, 2007 at Los Angeles-NL

CAREER TRANSACTIONS

1999.....Signed by the Houston Astros as an sixth-round selection in the First-Year Player Draft.
2007.....Acquired by the San Diego Padres in exchange for cash considerations, September 24.
2008.....Signed by the New York Yankees as a minor league free agent, January 15.
2008.....Signed by the Boston Red Sox as a minor league free agent, August 19.
2008.....Signed by the Toronto Blue Jays as a minor league free agent, December 18
2010.....Signed by the Florida Marlins as a minor league free agent, February 6.
2010.....Signed by the Toronto Blue Jays as a minor league free agent, July 23.
2011.....Signed by the Toronto Blue Jays as a minor league free agent, January 11.
2011.....Signed by the Arizona Diamondbacks as a minor league free agent, December 4.
2012.....Signed by the Minnesota Twins as a minor league free agent, November 28.
2013.....Signed by the San Diego Padres as a minor league free agent, November 29.
2014.....Signed by the San Diego Padres as a minor league free agent, November 27.



PLAYERS



TAYLOR LINDSEY

INFIELDER

67

BATS/THROWS: L/R
OPENING DAY AGE: 23
BORN: December 2, 1991 in Scottsdale, AZ
RESIDENCE: Scottsdale, AZ
ACQUIRED: From LAA with RHP Elliot Morris, INF Jose Rondon and RHP R.J. Alvarez in exchange for RHPs Huston Street and Trevor Gott: July 19, 2014
CONTRACT STATUS: Signed through 2015

HEIGHT/WEIGHT: 6-0/195
SERVICE TIME: 0.000

CAREER

2014: Split the season between the Los Angeles Angels and San Diego Padres' systems, combining to hit .238 with 19 doubles, five triples, 10 home runs and 47 RBI in 116 games.

- In 75 games for Triple-A Salt Lake, hit .247 with 13 doubles, four triples, eight homers and 30 RBI...also played a rehab game with both the Rookie-Level Arizona League Angels and Short-Season Orem.
- In 41 games with El Paso after being acquired by the Padres on 7/19, hit .219 with six doubles, two homers and 17 RBI.
- Entered the season rated by *Baseball America* as being the top prospect in the Angels system.

2013: Spent the entire season with Double-A Arkansas, hitting .274 with 22 doubles, six triples, 17 home runs and 56 RBI in 134 games for the Travelers.

- Was named a Texas League mid- and post-season All-Star after he finished the season ranked tied for third in hits (139) and fourth in total bases (224).
- Following the season, played in 19 games for the Mesa Solar Sox of the Arizona Fall League and was named to the East Division Rising Stars team.
- Entered the season rated by *Baseball America* as being the seventh-best prospect in the Angels system.

2012: Spent the campaign with Single-A Inland Empire, hitting .289 with 26 doubles, six triples, nine home runs and 58 RBI in 134 games for the 66ers.

- Was named a California League post-season All-Star as well as a Organization All-Star by MiLB.com.

2011: Named the Pioneer League Most Valuable Player after he led the league in hits (105), doubles (28), extra-base hits (43), runs scored (64) and total bases (172) and ranked second in batting average (.362) for Orem.

- Was named to *Baseball America's* Rookie League All-Star Team as well as an Organization All-Star by MiLB.com.

2010: Made his professional debut with the Rookie-Level Arizona League Angels, hitting .284 with 12 doubles, six triples, and 18 RBI in 45 games.

- Selected by the Angels in the supplemental first round (37th overall) of the First-Year Player Draft.

PERSONAL

Taylor Thomas Lindsey...attended Desert Mountain High School (AZ)...originally signed by Angels scout John Gracio.

TAYLOR LINDSEY'S CAREER BATTING RECORD

YR	CLUB	AVG	G	AB	R	H	2B	3B	HR	RBI	SH	SF	HP	BB	SO	SB	CS	OBP	SLG	E
2010	AZL Angels (R)	.284	45	194	26	55	12	6	0	18	2	2	1	12	33	8	3	.325	.407	6
2011	Orem (R)	.362	63	290	64*	105*	28*	6	9	46	0	1	3	13	46	10	4	.394	.593	7
2012	Inland Empire (A)	.289	134	547*	79	158	26	6	9	58	4	4	5	29	66	8	6	.328	.408	17
2013	Arkansas (AA)	.274	134	508	68	139	22	6	17	56	3	3	4	48	91	4	4	.339	.441	18
2014	Salt Lake (AAA)	.247	75	295	50	73	13	4	8	30	5	0	2	31	44	7	2	.323	.400	7
	AZL Angels (R) @	.333	1	3	1	1	0	0	0	0	0	0	0	1	0	0	0	.500	.333	0
	Orem (R) @	.200	1	5	0	1	1	0	0	1	0	0	0	0	0	0	0	.200	.400	0
	El Paso (AAA)	.219	41	146	18	32	6	1	2	17	0	2	2	9	15	0	2	.270	.315	10
	Minor League Totals	.284	494	1988	306	564	108	29	45	226	14	12	17	143	295	37	21	.335	.435	65

*Led league +Tied for league lead @Rehab assignment

CAREER TRANSACTIONS

2010.....Signed by the Los Angeles Angels as a supplemental first round selection (37th overall) in the First-Year Player Draft.

2014.....Acquired by the San Diego Padres with RHP Elliot Morris, INF Jose Rondon and RHP R.J. Alvarez in exchange for RHP Huston Street and RHP Trevor Gott.



RYMER LIRIANO

OUTFIELDER

28

LIRIANO

BATS/THROWS: R/R**OPENING DAY AGE:** 23**BORN:** June 20, 1991 in Santo Domingo, Dominican Republic**RESIDENCE:** Santo Domingo, Dominican Republic**ACQUIRED:** Signed as a non-drafted free agent: July 3, 2007**CONTRACT STATUS:** Signed through 2015**HEIGHT/WEIGHT:** 6-0/230**SERVICE TIME:** 0.049

CAREER

2014: Made his first Major League stint after he was recalled from Triple-A El Paso on 8/11...made his Big League debut that night vs. COL, getting the start in right field, batting seventh.

- Was the third player in Padres franchise history to have a sac fly in his first career game, joining Joe Lansford on 7/31/82 (2) and Tony Gwynn on 7/19/82.
- Belted his first career home run with a solo shot into the third deck of the Western Metal Supply Building on 8/13 vs. COL...measured at 427 feet, it was the 14th home run hit to that location of Petco Park since the building opened in 2004 and the eighth time the feat was accomplished by a Padres player.
- Hit .291/.362/.473 (126-for-433) with 31 doubles, three triples, 14 home runs and 66 RBI in 115 games between Double-A San Antonio (99 games) and Triple-A El Paso (16 games)...named a Texas League mid-season All-Star with San Antonio.
- The Dominican Republic native was the first player from the Padres Dominican Academy in San Cristobal, DR, which opened in 2008, to reach the Major Leagues with the Friars.

QUICK HIT

- **Was the first player from the Padres Dominican Academy, which opened in 2008, to reach the Major Leagues with San Diego.**
- **First MLB Hit:** August 12, 2014 vs. Colorado, infield single off Yohan Flande
- **First MLB Home Run:** August 13, 2014 vs. Colorado, two-run off Tyler Matzek

2013: Missed the entire season due to recovery from Tommy John surgery on his right elbow...played in the Dominican Winter League following the season.

- Surgery performed on 2/20 by team physician Dr. Heinz Hoenecke.
- Played in four games during the Dominican Winter League, hitting .111 (1-for-9) with a solo home run.

2012: Combined to hit .280 (130-for-465) with 32 doubles, four triples, eight home runs, 61 RBI, 65 runs scored and 32 stolen bases in 127 games between Single-A Lake Elsinore and Double-A San Antonio.

- Began the season with Lake Elsinore, hitting .298 (84-for-282) through 74 games for the Storm before earning a promotion to San Antonio...was later named a California League mid-season All-Star.
- Also selected to the World Roster of the 2012 SiriusXM Futures Game at Kauffman Stadium in Kansas City.
- Named the No. 3 prospect in the Padres organization by *Baseball America* prior to the start of the season.
- Was named the No. 6 prospect in the California League and the No. 10 prospect in the Texas League by *Baseball America* following the season.
- Participated in the Arizona Fall League after the regular season, hitting .319 (29-for-91) with five doubles, four home runs, 15 RBI and 23 runs scored in 22 games.

2011: Split the season between Single-A Fort Wayne and Single-A Lake Elsinore, combining to play in 131 games.

- Combined to hit .298 (152-for-510) with 31 doubles, nine triples, 12 home runs, 68 RBI, 89 runs and 66 stolen bases.
- Named the Midwest League's MVP and Prospect of the Year, Topps' Midwest League Player of the Year, a Low-A All-Star by *Baseball America* and a member of the MWL post-season All-Star team.
- Ranked among MWL leaders in stolen bases (2nd), batting average (3rd), hits (5th), triples (T-5th), runs (6th), total bases (6th), SLG (6th) and OBP (8th).

2010: Played for three teams in the San Diego organization, splitting his time between Single-A affiliates in Eugene, Fort Wayne and Lake Elsinore.

- Combined to hit .231 with 26 doubles, seven triples, three home runs, 38 RBI, 59 runs scored and 31 stolen bases.
- Rated as having the best outfield arm in the Padres organization following the season by *Baseball America*.

2009: Spent the season in the Arizona League, hitting .350 with a .398 OBP and .523 SLG for the AZL Padres.

2009: Started his professional career as a 17-year-old with the Dominican Summer League Padres.

PERSONAL

Rymer Omar Liriano...married to Janeidy...signed by Padres' scouts Randy Smith and Felix Francisco out of the Dominican Republic.



PLAYERS

RYMER LIRIANO'S CAREER BATTING RECORD

YR	CLUB	AVG	G	AB	R	H	2B	3B	HR	RBI	SH	SF	HP	BB	SO	SB	CS	OBP	SLG	E
2008	DSL Padres (R)	.198	67	232	34	46	13	1	9	37	0	2	5	28	106	9	5	.296	.379	3
2009	AZL Padres (R)	.350	50	197	44	69	8	1	8	44	0	2	2	15	52	14	5	.398	.523	8
2010	Eugene (A)	.271	53	203	35	55	13	6	0	12	1	1	3	17	53	17	7	.335	.394	5
	Fort Wayne (A)	.191	50	188	21	36	11	1	2	20	0	2	1	10	54	11	6	.234	.293	5
	Lake Elsinore (A)	.220	14	50	3	11	2	0	1	6	0	0	0	5	12	3	0	.291	.320	3
2011	Fort Wayne (A)	.319	116	455	81	145	30	8	12	62	2	9	6	47	95	65	20	.383	.499	11
	Lake Elsinore (A)	.127	15	55	8	7	1	1	0	6	0	0	0	6	13	1	1	.213	.182	1
2012	Lake Elsinore (A)	.298	74	282	41	84	22	2	5	41	0	3	8	21	69	22	7	.360	.443	3
	San Antonio (AA)	.251	53	183	24	46	10	2	3	20	0	0	3	20	50	10	1	.335	.377	4
2013	Injured - Did not play																			
2014	San Antonio (AA)	.264	99	371	55	98	20	2	14	53	0	3	6	35	102	17	7	.335	.442	3
	El Paso (AAA)	.452	16	62	14	28	11	1	0	13	0	0	1	8	14	3	1	.521	.661	2
	SAN DIEGO	.220	38	109	13	24	2	0	1	6	0	1	2	9	39	4	1	.289	.266	4
Major League Totals		.220	38	109	13	24	2	0	1	6	0	1	2	9	39	4	1	.289	.266	4
Minor League Totals		.274	607	2278	360	625	141	25	54	314	3	22	35	43	650	172	60	.342	.429	48

*Led league +Tied for league lead @Rehab assignment

CAREER FIELDING

POSITION	PCT.	G	PO	A	E	TC	DP
Outfield	.937	34	57	2	4	63	0

SINGLE-GAME HIGHS

HITTING STREAK.....4 games, August 12-15, 2014
HITS3, September 16, 2014 vs. Philadelphia
DOUBLES1, twice, last September 2, 2014 vs. Arizona
RBI.....2, August 13, 2014 vs. Colorado
RUNS SCORED.....2, twice, last September 8, 2014 at Los Angeles-NL
WALKS3, August 16, 2014 at St. Louis
STRIKEOUTS.....3, three times, last September 24, 2014 vs. Colorado

HOME RUNS

CAREER MULTI-HOME RUN GAMESNone
CAREER GRAND SLAMSNone
CAREER PINCH-HITNone

CAREER TRANSACTIONS

2007.....Signed by the San Diego Padres as a non-drafted free agent, July 3.



CORY LUEBKE

LEFT-HANDED PITCHER

52

LUEBKE

BATS/THROWS: R/L**OPENING DAY AGE:** 30**BORN:** March 4, 1985 in Maria Stein, OH**RESIDENCE:** Maria Stein, OH**ACQUIRED:** Signed as a supplemental-round selection (63rd overall) in the 2007 First-Year Player Draft**CONTRACT STATUS:** Signed through 2015 (club options for 2016 and 2017)**HEIGHT/WEIGHT:** 6-4/205**SERVICE TIME:** 4.033

CAREER

2014: Missed the entire season after undergoing his second Tommy John surgery.

- Surgery performed on 2/18/14 by Dr. James Andrews.

2013: Missed the entire season due to recovery from Tommy John surgery.

- Surgery performed on 5/23/12 by Dr. Lewis Yocum.

2012: Made just five starts for the Padres before landing on the 15-day DL with a strained left elbow on 5/2 and undergoing season-ending Tommy John surgery on his left elbow on 5/23.

- Started the Padres second game of the season on 4/6 vs. LAD at Petco Park, taking the loss after working 4.2 innings and allowing six runs on nine hits...his only loss of 2012.
- Padres won his other four starts from 4/11-27, going 3-0 with a 1.37 ERA (4 ER, 26.1 IP) and 17 strikeouts against just 19 hits allowed over that span.
- Worked a career-high 8.0 innings in his second-to-last start on 4/21 at PHI, allowing just two hits and two walks with no runs while striking out five.
- Agreed to terms on a contract extension through 2015 on 3/30 (with club options for 2016 and 2017).

2011: Made his first Opening Day roster, beginning the season in the bullpen before making his way to the starting rotation...finished the season having made 17 starts and 29 relief appearances.

- Began the season by making 29 appearances out of the bullpen, going 1-2 with a 3.23 ERA (14 ER, 39.0 IP), three holds and a .182 opponent batting average...moved to the starting rotation and made his first start 6/26 vs. ATL.
- As a starter, went 5-8 with a 3.31 ERA (37 ER, 100.2 IP) and a .218 opponent average over his 17 games.
- Over the entire season, limited opponents to a .209 average...fifth-best ever by a Padres pitcher with 100-or-more innings pitched and best ever by a Padres rookie.
- Struck out 9.9 per 9.0 IP and recorded a 3.50 K/BB ratio...his 154 strikeouts on the year were the second-most ever by a Padres rookie.

2010: Selected from Triple-A Portland on 9/1 and made his Major League debut on 9/3 vs. COL.

- Earned his first ML win in his second start for the Padres on 9/8 vs. LAD, working six shutout innings...retired 18 of his 21 batters faced in the game.
- Went a combined 10-1 with a 2.68 ERA (34 ER, 114.0 IP), a .200 (83-for-414) opponents average and 88 strikeouts against 29 walks over 19 games, 17 starts, between Double-A San Antonio and Triple-A Portland.
- At the time of his call-up on 9/1, ranked third in all of minor league baseball with a .200 opponents average and fifth with a 0.98 WHIP.
- Made one relief appearance for San Diego on 9/26 vs. CIN, working 2.0 shutout frames.

2009: Split the season between Single-A Lake Elsinore and Double-A San Antonio, making a combined 23 starts.

- Combined to go 11-4 with a 2.78 ERA (40 ER, 129.2 IP) with 112 strikeouts compared to 32 walks.
- Limited opponents to a .227 average at Single-A and a .241 mark with San Antonio...allowed just six home runs all year, three at each stop.
- Was named to the California League All-Star team.

2008: Split the season between Single-A Lake Elsinore and Single-A Fort Wayne.

- Combined to go 6-9 with a 5.12 ERA (73 ER, 128.1 IP) in 27 games (25 starts).
- Did not allow a run in his two relief outings, combining for 1.2 IP with the Storm.

2007: Made his professional debut with Short-A Eugene, also seeing time with Padres Single-A affiliates in Fort Wayne and Lake Elsinore.

QUICK HIT

- **First MLB Win:** September 8, 2010 vs. Los Angeles-NL



PLAYERS

PERSONAL

Cory Robert Luebke (LEWB-kee)...married to Hayley...graduate of Marion Local High School in Maria Stein, OH... attended Ohio State University...signed by Padres' scout Jeff Stewart.

CORY LUEBKE'S CAREER PITCHING RECORD

YR	CLUB	W-L	ERA	G	GS	CG	SHO	SV	IP	H	R	ER	HR	HB	BB	SO	WP	BK	AVG
2007	Eugene (A)	3-0	1.46	8	3	0	0	0	24.2	18	6	4	2	0	2	26	0	0	.194
	Fort Wayne (A)	1-2	3.33	5	5	0	0	0	27.0	29	13	10	2	2	5	30	0	0	.269
	Lake Elsinore (A)	1-1	7.71	2	1	0	0	0	7.0	10	6	6	1	1	1	5	0	0	.357
2008	Fort Wayne (A)	3-3	2.89	10	10	0	0	0	56.0	52	19	18	6	3	9	40	2	0	.265
	Lake Elsinore (A)	3-6	6.84	17	15	0	0	0	72.1	97	61	55	8	0	23	60	2	0	.323
2009	Lake Elsinore (A)	8-2	2.34	14	14	1	0	0	88.1	73	24	23	3	5	17	80	2	1	.227
	San Antonio (AA)	3-2	3.70	9	9	0	0	0	41.1	38	21	17	3	2	15	32	2	0	.241
2010	San Antonio (AA)	5-1	2.40	10	8	1	0	0	56.1	41	18	15	2	2	12	44	2	1	.200
	Portland (AAA)	5-0	2.97	9	9	0	0	0	57.2	42	22	19	6	0	17	44	0	0	.201
	SAN DIEGO	1-1	4.08	4	3	0	0	0	17.2	17	8	8	3	1	6	18	0	0	.246
2011	SAN DIEGO	6-10	3.29	46	17	0	0	0	139.2	105	54	51	12	2	44	154	5	2	.209
2012	SAN DIEGO	3-1	2.61	5	5	0	0	0	31.0	28	10	9	1	0	8	23	0	0	.233
2013									Injured - Did not pitch										
2014									Injured - Did not pitch										
Major League Totals		10-12	3.25	55	25	0	0	0	188.1	150	72	68	16	3	58	195	5	2	.217
Minor League Totals		32-17	3.49	84	74	2	0	0	430.2	400	190	167	33	15	101	361	10	2	.247

2014 AND CAREER BATTING RECORD

YR	CLUB	AVG	G	AB	R	H	2B	3B	HR	RBI	SH	SF	HP	BB	SO	SB	CS	OBP	SLG
2014																			
Did not play																			
Major League Totals		.143	56	49	3	7	0	0	0	0	0	2	0	0	2	27	0	0	.176

CAREER FIELDING

POSITION	PCT.	G	PO	A	E	TC	DP
Pitcher	.940	55	9	38	3	50	2

SINGLE-GAME HIGHS

INNINGS PITCHED.....8.0 IP, April 21, 2012 vs. Philadelphia
 LOW-HIT COMPLETE GAME.....None
 STRIKEOUTS.....9, three times, last September 19, 2011 at Colorado
 MOST HITS ALLOWED.....10, three times, last September 13, 2011 at San Francisco
 MOST RUNS ALLOWED.....6, twice, last April 6, 2012 vs. Los Angeles (NL)
 MOST WALKS ALLOWED.....4, four times, last April 11, 2012 vs. Arizona
 MOST HOME RUNS ALLOWED.....3, July 27, 2011 vs. Arizona
 CAREER WINNING STREAK.....Three games, April 16, 2012 - current
 CAREER 10-STRIKEOUT GAMES.....None
 CAREER HOME RUNS HIT.....None

CAREER TRANSACTIONS

2007.....Signed as a supplemental-round selection (63rd overall) in the First-Year Player Draft.



MARCOS MATEO

RIGHT-HANDED PITCHER

88

MATEO

BATS/THROWS: R/R
OPENING DAY AGE: 30

HEIGHT/WEIGHT: 6-1/220
SERVICE TIME: 2.025

BORN: April 18, 1984 in San Cristobal, Dominican Republic

RESIDENCE: Bani, Dominican Republic

ACQUIRED: Signed as a minor league free agent: January 8, 2015

CONTRACT STATUS: Signed through 2015

NON-ROSTER INVITEE

CAREER

2014: Spent the entire season with Triple-A Iowa in the Cubs organization, pitching to a 3-0 record with a 3.96 ERA (16 ER, 37.1 IP) in 33 games out of the bullpen.

- Prior to the season, was selected by the Arizona Diamondbacks in the Major League phase of the Rule 5 Draft, but was returned to Chicago on 3/12 after he did not make Arizona's 25-man roster.
- Following the season, was named the Most Valuable Player and the Pitcher of the Year in the Dominican Winter League after he went 0-1 with a league-record 21 saves, a 1.75 ERA (5 ER, 25.2 IP) and 45 strikeouts against five walks for the Estrellas de Oriente.

2013: Was 2-0 with 1 save and a 1.74 ERA (6 ER in 31.0 IP) in 24 games (two starts) between the Rookie-Level AZL Cubs, Double-A Tennessee and Triple-A Iowa.

- On the Restricted List from 4/4-6/14 and the disabled list from 6/14-7/11 while recovering from right elbow surgery.
- Following the season, played for the Estrellas de Oriente in the Dominican Winter League, going 3-1 with a 1.71 ERA (4 ER in 21.0 IP) and 24 strikeouts in 19 relief appearances.

2012: Missed the season after injuring his right forearm in a Spring Training game on 3/22 vs. TEX...underwent Tommy John surgery on 6/1.

2011: Split the season between the Major League Cubs and Triple-A Iowa, appearing in 39 games.

- Began the season with the Cubs and went 1-2 with a 4.30 ERA (11 ER in 23.0 IP) in 23 relief appearances...also pitched in 16 games for Triple-A Iowa, going 1-3 with 2 saves and a 6.87 ERA (14 ER in 18.1 IP).
- Held the opposition scoreless in 17 of his 23 outings, including five straight from 4/6-13 (4.1 IP) and May 1-13 (3.2 IP).
- Earned his first career win on 5/7 vs. CIN (0 ER in 1.1 IP).
- Placed on the disabled list on 7/5 with a strained right forearm and missed the remainder of the season.

2010: Made his first Major League stint after he had his contract selected by the Cubs on 8/9...appeared in 21 games with Chicago, going 0-1 with a 5.82 ERA (14 ER, 21.2 IP).

- Combined to go 0-1 with a 3.15 ERA (12 ER in 34.1 IP) in 26 games (one start) in the minors between Triple-A Iowa, Double-A Tennessee and the Rookie-Level Arizona League Cubs.
- Was placed on the disabled list from 5/13-7/1 with a strained right knee.
- Following the season, played with Estrellas de Oriente in the Dominican Winter League.

2009: Spent the majority of the season with Double-A Tennessee and went 3-6 with a 4.07 ERA (44 ER in 97.1 IP) in 34 games (14 starts)...also started three games with Single-A Daytona and did not allow a run (9.0 IP).

- Went 2-5 with a 3.82 ERA (33 ER in 77.2 IP) as a starter and 1-1 with a 3.34 ERA (11 ER in 29.2 IP) in relief.

2008: Combined to go 5-3 with one save and a 3.22 ERA (37 ER in 103.1 IP) in 33 games (16 starts) between Single-A Peoria and Daytona.

- Was 3-3 with a 3.38 ERA (28 ER in 74.2 IP) as a starter and 2-0 with a 2.73 ERA (9 ER in 29.2 IP) in relief.
- Following the season, played for the Estrellas de Oriente of the Dominican Winter League.

2007: Went 2-4 with six saves and a 3.50 ERA (28 ER in 72.0 IP) in 41 games for Single-A Dayton (CIN)

- Was named to the Mid-Season Midwest League All-Star Team.
- Was traded to the Chicago Cubs in exchange for OF Buck Coats on 8/30.

2006: Made 18 relief appearances for Rookie-Level Billings, going 5-1 with 1 save and a 3.20 ERA (16 ER, 45.0 IP).

2005: Played in 13 games (four starts) for the GCL Reds, going 2-3 with a 4.30 ERA (21 ER in 44.0 IP).

2004: Went 4-2 with a 2.61 ERA (20 ER in 69.0 IP) and one complete game in 15 appearances (eight starts) with the Dominican Summer League Reds.

- Also served as the team's DH, batting .264 (48- for-182) with nine doubles, a homer and 23 RBI in 54 games.



PLAYERS

PERSONAL

Marcos Aurelio Mateo...originally signed by Reds scout Johnny Almaraz.

MARCOS MATEO'S CAREER PITCHING RECORD

YR	CLUB	W-L	ERA	G	GS	CG	SHO	SV	IP	H	R	ER	HR	HB	BB	SO	WP	BK	AVG
2004	DZL Reds (R)	4-2	2.61	15	8	1	0	0	69.0	62	25	20	2	3	17	57	5	1	.238
2005	AZL Reds (R)	2-3	4.30	13	4	0	0	0	44.0	54	26	21	2	3	10	23	7	0	.309
2006	Billings (R)	5-1	3.20	18	0	0	0	1	45.0	43	17	16	2	3	20	30	5	0	.262
2007	Dayton (A)	2-4	3.50	41	0	0	0	6	72.0	68	29	28	2	3	24	63	8	0	.260
2008	Peoria (A)	1-0	1.20	8	0	0	0	1	15.0	4	3	2	1	0	7	20	1	0	.085
	Daytona (A)	4-3	3.57	25	16	0	0	0	88.1	87	42	35	6	7	29	65	10	2	.257
2009	Daytona (A)	0-0	0.00	3	3	0	0	0	9.0	4	0	0	0	1	2	7	0	0	.143
	Tennessee (AA)	3-6	4.07	34	14	0	0	0	97.1	97	47	44	9	10	43	70	1	1	.258
2010	Tennessee (AA)	0-0	2.18	17	1	0	0	4	20.2	23	8	5	2	0	3	29	0	0	.258
	Iowa (AAA)	0-1	4.97	8	0	0	0	0	12.2	12	8	7	0	0	4	15	0	0	.235
	AZL Cubs (R)	0-0	0.00	1	0	0	0	0	1.0	0	0	0	0	0	0	1	0	0	.000
	CHICAGO-NL	0-1	5.82	21	0	0	0	0	21.2	20	15	14	6	1	9	26	1	0	.247
2011	CHICAGO-NL	1-2	4.30	23	0	0	0	0	23.0	24	11	11	2	0	10	25	1	0	.276
	Iowa (AAA)	1-3	6.87	16	0	0	0	2	18.1	20	14	14	3	2	10	18	2	0	.282
2012	Injured - Did not pitch																		
2013	AZL Cubs (R)	1-0	0.00	5	2	0	0	0	6.0	3	1	0	0	0	2	8	0	0	.136
	Tennessee (AA)	1-0	1.04	6	0	0	0	0	8.2	6	1	1	0	0	7	7	0	0	.188
	Iowa (AAA)	0-0	2.76	13	0	0	0	1	16.1	15	7	5	0	1	4	15	0	0	.238
2014	Iowa (AAA)	3-0	3.86	33	0	0	0	2	37.1	34	18	16	3	2	17	43	1	0	.248
Major League Totals		1-3	5.04	44	0	0	0	0	44.2	44	26	25	8	1	19	51	2	0	.262
Minor League Totals		27-23	3.44	256	48	1	0	17	560.2	532	246	214	32	35	199	471	40	4	.251

*Led league +Tied for league lead @Rehab assignment

2014 AND CAREER BATTING RECORD

YR	CLUB	AVG	G	AB	R	H	2B	3B	HR	RBI	SH	SF	HP	BB	SO	SB	CS	OBP	SLG
2014	---	---	---	---	---	---	---	---	---	---	---	---	---	---	---	---	---	---	---
Major League Totals		.000	44	3	0	0	0	0	0	0	0	1	0	0	1	0	0	.000	.000

CAREER FIELDING

POSITION	PCT.	G	PO	A	E	TC	DP
Pitcher	1.000	44	1	3	0	4	0

SINGLE-GAME HIGHS

INNINGS PITCHED.....5.0 IP, June 30, 2011 vs. San Francisco
 LOW-HIT COMPLETE GAME.....None
 STRIKEOUTS.....6, June 30, 2011 vs. San Francisco
 MOST HITS ALLOWED.....6, April 22, 2011 vs. Los Angeles Dodgers
 MOST RUNS ALLOWED.....4, three times, last April 7, 2011 at Colorado
 MOST WALKS ALLOWED.....2, three times, last May 16, 2011 at Cincinnati
 MOST HOME RUNS ALLOWED.....2, August 31, 2010 vs. Pittsburgh
 CAREER WINNING STREAK.....One game, May 7, 2011
 CAREER 10-STRIKEOUT GAMES.....None
 CAREER HOME RUNS HIT.....None

CAREER TRANSACTIONS

2004.....Signed by the Cincinnati Reds as a non-drafted free agent, June 24.
 2007.....Acquired by the Chicago Cubs from the Cincinnati Reds in exchange for OF Buck Coats, August 30.
 2013.....Selected by the Arizona Diamondbacks in the Major League phase of the Rule 5 Draft, December 12.
 2014.....Returned to the Chicago-NL from the Arizona Diamondbacks, March 12.
 2015.....Signed by the San Diego Padres as a minor league free agent, January 8.



BRANDON MAURER

RIGHT-HANDED PITCHER

37

MAURER

BATS/THROWS: R/R
OPENING DAY AGE: 24

HEIGHT/WEIGHT: 6-5/220
SERVICE TIME: 1.089

BORN: July 3, 1990, Newport Beach, CA

RESIDENCE: Costa Mesa, CA

ACQUIRED: From SEA in exchange for OF Seth Smith: December 30, 2014

CONTRACT STATUS: Signed through 2015

CAREER

2014: Split the season between the Mariners and Triple-A Tacoma, appearing in 38 games, seven starts with the Big League club compared to 12 games, one start, in the minors.

- Had two stints with the Mariners, 4/20-5/30 and 6/25-end of season.
- Went 1-4 with a 4.65 ERA (36 ER, 69.2 IP) in his time in the Majors.
- Went 1-4 with a 7.52 ERA (27 ER, 32.1 IP) in seven games started.
- Posted a 2.17 ERA (9 ER, 37.1 IP) in 31 relief appearances...averaged 9.16 K/9.0 IP in relief (38 K, 37.1 IP).
- Ranked 14th among American League relief pitchers with a 0.964 WHIP.
- Went 1-0 with three saves and a 2.79 ERA (6 ER, 19.1 IP) in his 12 games in the minors...averaged 11.2 K/9.0 IP (24 K).

QUICK HIT

- **First MLB Win:** April 14, 2013 vs. Texas

2013: Went 5-8 with a 6.30 ERA (63 ER, 90.0 IP) in 22 games, 14 starts in his first Major League season.

- Made his Major League debut 4/4 at OAK... recorded his first Major League win on 4/14 vs. TEX.
- In 14 starts went 3-8, 6.20 ERA and in eight relief appearances was 2-0, 6.64 ERA.
- Became the first Mariners pitcher since 1993 to make the Opening Day rotation without pitching at Triple-A (last: Mike Hampton and John Cummings).
- Had two stints with the Mariners, Opening Day- 5/29 and 7/27-end of season.
- Over final three starts in September went 1-0 with a 2.60 ERA (5 ER, 17.1 IP) with 17 strikeouts.
- Posted a 3-4 record with a 5.21 ERA (27 ER, 46.2 IP) in 10 starts with AAA Tacoma.
- Following the season, pitched for the Peoria Javelinas in the Arizona Fall League (1-2, 5.95 ERA, six games).

2012: Named Southern League Most Outstanding Pitcher after going 9-2 with a 3.20 ERA (49 ER, 137.2 IP) in 24 starts with Double-A Jackson... ranked 5th in the Southern League in ERA.

- Named Mariners Minor League Most Improved Player.

2011: Split the season between Single-A Clinton and High Desert, pitching to a combined 3-7 record with a 4.99 ERA (44 ER, 79.1 IP) with 81 strikeouts against 25 walks.

- Named California League Pitcher of the Week, 5/23-29.
- Made two stints on the disabled list with a strained right elbow (6/11-29 and 7/18-end of season).

2010: Missed the majority of the season on the disabled list with right elbow tendinitis...reinstated on 8/13.

- Started his season with the Rookie-Level Arizona League Mariners, pitching to a 0-1 record with a 1.64 ERA (2 ER, 11.0 IP) and 14 strikeouts against two walks in four games, all starts.
- Made two appearances with Single-A Clinton to end the season...went 0-1 with a 2.08 ERA (1 ER, 4.1 IP).
- Following the season, pitched with Adelaide Bite of the Australian Baseball League...went 3-1 with a 4.18 ERA.

2009: Spent season with Rookie-Level Pulaski and was named their Most Valuable Pitcher by the big league club.

- Among Mariners minor leaguers, ranked 8th in ERA (3.61).

2008: Began pro career with the AZL Mariners...named the AZL Mariners Pitcher of the Year by the big league club.

PERSONAL

Brandon Eugene Maurer (MAUW-er)...lives with his wife, Kelsey...graduated from Orange Lutheran (CA) High School in June, 2008...high school teammates with Pittsburgh Pirates pitcher Gerrit Cole...originally signed by Mariners scout Tim Reynolds.



PLAYERS

BRANDON MAURER CAREER PITCHING RECORD

YR	CLUB	W-L	ERA	G	GS	CG	SHO	SV	IP	H	R	ER	HR	HB	BB	SO	WP	BK	AVG
2008	AZL Mariners (R)	1-2	3.09	8	5	0	0	0	23.1	20	8	8	1	1	8	25	2	1	.247
2009	Pulaski (R)	3-4	3.61	13	12	1	0	0	67.1	67	36	27	4	7	18	51	5	1	.266
2010	AZL Mariners (R)	0-1	1.64	4	4	0	0	0	11.0	8	4	2	0	2	2	14	1	1	.205
	Clinton (A)	0-1	2.08	2	0	0	0	0	4.1	5	2	1	1	0	0	6	0	0	.294
2011	Clinton (A)	1-3	3.41	7	6	0	0	0	37.0	28	16	14	2	2	14	44	3	4	.211
	High Desert (A)	2-4	6.38	9	7	0	0	0	42.1	47	32	30	8	3	11	37	6	0	.275
2012	Jackson (AA)	9-2	3.20	24	24	1	0	0	137.2	133	54	49	4	6	48	117	7	2	.260
2013	SEATTLE	5-8	6.30	22	14	0	0	0	90	114	66	63	16	6	27	70	9	0	.311
	Tacoma (AAA)	3-4	5.21	10	10	0	0	0	46.2	48	29	27	2	5	26	47	3	2	.262
2014	SEATTLE	1-4	4.65	38	7	0	0	0	69.2	74	39	36	6	0	19	55	3	0	.267
	Tacoma (AAA)	1-0	2.79	12	1	0	0	3	19.1	18	8	6	2	0	8	24	0	0	.247
Major League Totals		6-12	5.58	60	21	0	0	0	159.2	188	105	99	22	6	46	125	12	0	.292
Minor League Totals		20-21	3.79	89	69	2	0	3	389.0	374	189	164	24	26	135	365	27	11	.256

*Led league +Tied for league lead @Rehab assignment

2014 AND CAREER BATTING RECORD

YR	CLUB	AVG	G	AB	R	H	2B	3B	HR	RBI	SH	SF	HP	BB	SO	SB	CS	OBP	SLG
2014	SEATTLE	.000	38	1	0	0	0	0	0	0	1	0	0	0	0	0	0	.000	.000
Major League Totals		.000	60	1	0	0	0	0	0	0	1	0	0	0	1	0	0	.000	.000

CAREER FIELDING

POSITION	PCT.	G	PO	A	E	TC	DP
Pitcher	1.000	60	8	15	0	23	0

SINGLE-GAME HIGHS

INNINGS PITCHED.....7.1 IP, May 9, 2014 vs. Kansas City
 LOW-HIT COMPLETE GAME.....None
 STRIKEOUTS.....6, four times, last September 23, 2013 vs. Kansas City
 MOST HITS ALLOWED.....14, May 9, 2014 vs. Kansas City
 MOST RUNS ALLOWED.....7, May 22, 2013 at Los Angeles-AL
 MOST WALKS ALLOWED.....5, August 7, 2013 vs. Toronto
 MOST HOME RUNS ALLOWED.....2, eight times, last May 24, 2014 vs. Houston
 CAREER WINNING STREAK.....Two games, twice, last September 28, 2013 - May 4, 2014
 CAREER 10-STRIKEOUT GAMES.....None
 CAREER HOME RUNS HIT.....None

CAREER TRANSACTIONS

2008.....Signed by the Seattle Mariners as a 23rd-round selection in the First-Year Player Draft
 2014.....Acquired by the San Diego Padres from the Seattle Mariners in exchange for OF Seth Smith, December 30.



CAMERON MAYBIN

OUTFIELDER

BATS/THROWS: R/R

OPENING DAY AGE: 28

BORN: April 4, 1987 in Asheville, NC

RESIDENCE: Arden, NC

ACQUIRED: From MIA in exchange for RHPs Edward Mujica and Ryan Webb: November 13, 2010

CONTRACT STATUS: Signed through 2016 (club option for 2017)

HEIGHT/WEIGHT: 6-3/215

SERVICE TIME: 5.073

CAREER

2014: Played in 95 games for the Padres, hitting .235 with 13 doubles, four triples, one home run and 15 RBI.

- Missed the first 25 games of the season after rupturing his left biceps tendon during Spring Training...later missed another 25 games after serving a suspension for violating MLB's Joint Drug Prevention and Treatment Program (7/23 – 8/20).
- Committed just two errors, the first on 9/8, his first since 5/18/12, snapping a streak of 189-straight games and 1,499.2 innings without an error...the errorless streak was the longest such stretch by an outfielder in Padres history in terms of games, while his 1,499.2-straight innings without an error was the second longest ever by a Padres outfielder (Eric Owens, 1,510.1 innings over 185 games from 7/22/99 - 9/30/00 (STATS)).
- In 51 games at Petco Park, posted a .259/.318/.341 (35-for-135) line with seven doubles, two triples and 11 RBI...in 44 games on the road, posted a .207/.258/.319 (24-for-116) line with six doubles, two triples, one home run and four RBI.
- Recorded his first walk-off hit of his career on 6/7 vs. WSH with an RBI single in the 11th inning off Craig Stammen.

QUICK HIT

- **First MLB Hit:** August 18, 2007 at New York-AL, single off of Roger Clemens
- **First MLB Home Run:** August 18, 2007 at New York-AL, off of Roger Clemens

2013: Played in 14 games for the Padres after missing significant time with two injuries.

- Started in center field on Opening Day, 4/1 at NYM, his fifth straight Opening Day start, third with the Padres.
- Placed on the 15-day DL on 4/17 with a right wrist impingement...played in nine rehab games with Triple-A Tucson before being reinstated from the DL on 6/6.
- Made four starts from 6/6-9 before being placed on the 15-day DL again on 6/12 with a left knee sprain suffered on 6/9.
- Underwent arthroscopic surgery on his right wrist on 9/6.

2012: Played in a career-high 147 games, making 136 starts, for the Padres, all in center field...also set a career-high with 45 RBI and tied a career-high with 44 walks.

- Hit safely in 25 of 29 games with an at-bat from 8/19 - 9/25, batting .387 (43-for-111) over that stretch.
- Hit a home run on 7/2 at ARI that was estimated at 485 feet by ESPN Stats & Information, the third-longest in MLB in 2012 according to ESPN Stats & Info and longest ever by a visitor at Chase Field.

2011: Unanimously selected as the Padres' Most Valuable Player by the San Diego Chapter of the BBWAA in his first year with the club.

- Established career-highs in nearly every offensive category, including games, runs, hits, doubles, triples, homers, RBI and stolen bases.
- Started 132 games total, all in center, and posted the second-best zone rating (.901) among all qualifying NL CF.
- Led the team in runs, triples, stolen bases and multi-hit games (career-high 37)...tied for the club lead in hits (also Jason Bartlett), ranked second in games and doubles, and tied for second in home runs.
- Tied for fourth in the Majors with 40 stolen bases...successful in 21 consecutive attempts from 5/19-8/8...stole a base in a franchise-record six consecutive games from 7/19-24.
- Tallied 37 infield hits, ranking sixth in the Majors and second in Padres franchise history (Eric Owens, 40 in 2000).
- Missed time during one stint on the DL from 6/1-13 with right knee inflammation.

2010: Spent the majority of the season with FLA, also seeing time with the Marlins' Triple-A affiliate in New Orleans and Rookie-level GCL Marlins.

- Missed almost the entire month of July with a left shoulder sprain...placed on the DL 7/2 and was reinstated 7/27...played three games with the GCL Marlins as part of a rehab assignment.
- Recalled by FLA 8/24, finishing the season in the Majors.

2009: In his fourth professional season, made his first Opening Day roster...split his season between FLA and Triple-A New Orleans.

- Optioned to Triple-A 5/10 and was recalled 8/31, finishing the season with the Marlins.
- Finished the season hitting .293 with eight doubles, one triple, three home runs and 10 RBI in 28 games (24 starts) after being recalled.

2008: Spent the majority of the season at Double-A Carolina before being recalled by FLA on 9/2 and appearing in eight Major League games.

- In his first start with the Marlins, recorded four hits on 9/18 vs. HOU...became the third Marlin to record four hits in their first start with the club, joining Jeff Conine and Carlos Delgado.
- Tallied four hits a day later on 9/19, becoming the second rookie in 20 years to tally back-to-back four-hit games (Todd Helton, 1998)...also reached base in 10 consecutive plate appearances, tying a club record.
- With Carolina, was named to the Southern League All-Star Team.



PLAYERS

2007: Spent the majority of his season in the Tigers minor league system, before having his contract purchased on 8/17 to make big league debut.

- Made his Major League debut on 8/17 at NYY, starting in left field...at 20 years old, he was the youngest player to play for the Tigers since Alan Trammell debuted at 19 years old in 1977.
- First Major League hit and home run came 8/18 at NYY off Roger Clemens...singled in the third inning and belted a solo homer in the fifth.
- Earned a spot on the U.S. Team for the Futures Game at AT&T Park...did not play due to injury.
- Named a Topps Single-A All-Star following the season.

2006: Named the Tigers' Minor League Player of the Year in his first professional season.

- Spent the entire year at Single-A West Michigan...earned a spot on the Midwest League's Post-Season All-Star Team.
- Named the league's most exciting player, best base runner and fastest base runner by *Baseball America*...also named best hitter for average, fastest base runner, best athlete and best defensive outfielder in the Tigers' organization by the publication.
- Earned a spot on the U.S. Team for the Futures Game at PNC Park.

PERSONAL

Cameron Keith Maybin...married to Courtney...has two sons, Trenton and Maxwell...North Carolina Gatorade High School Player of the Year in both his junior and senior seasons (2004-05) at T.C. Roberson High School...named first-team High School All-American by *Baseball America* his senior year after establishing a state record with his .662 average (47-for-71)...originally signed by Tigers' scout Bill Buck.

CAMERON MAYBIN'S CAREER BATTING RECORD

YR	CLUB	AVG	G	AB	R	H	2B	3B	HR	RBI	SH	SF	HP	BB	SO	SB	CS	OBP	SLG	E
2006	W. Michigan (A)	.304	101	385	59	117	20	6	9	69	0	5	5	50	116	27	7	.387	.457	1
2007	Lakeland (A)	.304	83	296	58	90	14	5	10	44	1	6	4	43	83	25	6	.393	.486	6
	GCL Tigers (R)	.571	2	7	1	4	0	0	0	1	0	0	0	2	2	0	0	.667	.571	0
	Erie (AA)	.400	6	20	9	8	1	0	4	8	0	0	0	6	6	0	0	.538	1.050	0
	DETROIT	.143	24	49	8	7	3	0	1	2	0	0	1	3	21	5	0	.208	.265	0
2008	Carolina (AA)	.277	108	390	73	108	15	8	13	49	3	3	3	60	124	21	7	.375	.456	4
	FLORIDA	.500	8	32	9	16	2	0	0	2	1	0	0	3	8	4	0	.543	.563	0
2009	FLORIDA	.250	54	176	30	44	12	2	4	13	4	1	1	17	51	1	3	.318	.409	1
	New Orleans (AAA)	.319	82	298	44	95	18	8	3	39	2	2	3	38	58	8	2	.399	.463	5
2010	FLORIDA	.234	82	291	46	68	7	3	8	28	1	1	5	24	92	9	2	.302	.361	4
	New Orleans (AAA)	.338	33	130	21	44	6	2	4	23	2	0	2	13	24	5	1	.407	.508	1
	GCL Marlins (R)	.364	3	11	4	1	0	1	5	0	0	1	2	1	0	0	0	.500	.727	0
2011	SAN DIEGO	.264	137	516	82	136	24	8	9	40	4	2	2	44	125	40	8	.323	.393	5
	Tucson (AAA)@	.200	3	10	1	2	1	0	0	1	0	0	0	1	2	1	0	.273	.300	0
2012	SAN DIEGO	.243	147	507	67	123	20	5	8	45	3	3	4	44	110	26	7	.306	.349	3
2013	SAN DIEGO	.157	14	51	7	8	1	0	1	5	1	0	1	4	9	4	1	.232	.235	0
	Tucson (AAA)@	.261	15	46	7	12	1	0	4	5	0	0	0	10	9	1	1	.393	.543	0
2014	El Paso (AAA)@	.264	15	53	8	14	2	1	1	6	0	2	0	6	10	1	0	.328	.396	0
	SAN DIEGO	.235	95	251	24	59	13	4	1	15	0	1	1	19	56	4	3	.290	.331	2
Major League Totals		.246	561	1873	273	461	82	22	32	150	14	8	15	158	472	93	24	.309	.365	15
Minor League Totals		.303	451	1646	285	498	79	30	49	250	8	18	18	231	435	89	24	.390	.476	17

*Led league +Tied for league lead @Rehab assignment

CAREER FIELDING

POSITION	PCT.	G	PO	A	E	TC	DP
Center Field	.988	523	1238	12	15	2165	6
Left Field	1.000	10	22	0	0	22	0
Career Totals	.988	533	1260	12	15	1287	6

SINGLE-GAME HIGHS

HITTING STREAK.....10 games, July 14-24, 2011
 HITS.....4, eight times, last August 21, 2012 vs. Pittsburgh
 DOUBLES.....2, seven times, last May 23 vs. Chicago-NL
 RBI.....3, eight times, last August 19, 2012 vs. San Francisco
 RUNS SCORED.....3, eight times, last May 23 vs. Chicago-NL
 WALKS.....2, 17 times, last August 10, 2012 at Pittsburgh
 STRIKEOUTS.....4, September 20, 2008 vs. Philadelphia
 STOLEN BASES.....3, April 8, 2011 vs. Los Angeles-NL

HOME RUNS

CAREER MULTI-HOME RUN GAMES (1)...May 13, 2011 at Colorado
 CAREER GRAND SLAMSNone
 CAREER PINCH-HITNone
 CAREER LEAD-OFF (1)August 27, 2010 at Atlanta (Tommy Hanson)
 CAREER INSIDE-THE-PARK (1).....May 31, 2010 vs. Milwaukee (Marco Estrada)

CAREER TRANSACTIONS

2005.....Signed by the Detroit Tigers as a first-round selection (10th overall) in the First-Year Player Draft.
 2007.....Acquired by the Florida Marlins along with Andrew Miller, Eulogio De La Cruz, Burke Badenhop, Dallas Trahern and Mike Rabelo in exchange for Dontrelle Willis and Miguel Cabrera, December 5.
 2010.....Acquired by the San Diego Padres in exchange for Ryan Webb and Edward Mujica, November 13.



TOMMY MEDICA

INFIELDER/OUTFIELDER

BATS/THROWS: R/R

OPENING DAY AGE: 26

BORN: April 9, 1988 in San Jose, CA

RESIDENCE: San Jose, CA

ACQUIRED: Signed as a 14th-round selection in the 2010 First-Year Player Draft

CONTRACT STATUS: Signed through 2015

HEIGHT/WEIGHT: 6-1/210

SERVICE TIME: 1.005

CAREER

2014: Set career-highs in most categories, including games (102), at-bats (240), runs (31), hits (56), doubles (11), triples (two), homers (nine), RBI (27), stolen bases (six) and walks (14).

- Made his first Opening Day roster, getting the start in left field and batting sixth in a 1-for-3 effort with a walk against LAD that night.
- Had three stints total with the Padres, Opening Night – 4/25, 4/28-30 and 5/25 through the end of the season.
- After playing exclusively at first base during his 19-game stay in the Big Leagues in 2013, made 22 appearances in left field in 2014, including 19 starts.
- Belted six home runs against left-handed pitching in 2014, the second-most among Major League rookies, trailing only Jose Abreu-CWS...his 14 RBI against southpaws led National League rookies and ranked tied for sixth in the Majors.
- In 22 games against NL East opponents, hit .385/.439/.577 (20-for-52) with a double, three homers and seven RBI.
- Fell a single shy of the cycle on 5/28 at ARI after he went 3-for-5 with a double, a triple and a home run to go along with three RBI and two runs scored...he was the 11th player in franchise history and the second Padres player in 2014 to fall just a single shy of the cycle (also Seth Smith on 5/10).
- Set career-highs with two home runs, five hits, four runs and four RBI in a 5-for-5 effort on 8/1 vs. ATL...he became the second Padres player in Petco Park history to record five-or-more hits in a single game (also Mark Loretta, 5-for-8 in a 15-inning contest on 4/29/05)...also became the first Padres player since Tony Gwynn on 4/28/98 (also 5-for-5) to record five-or-more hits in a game without making an out.
- With his 5-for-5 effort on 8/1, became one of 17 Major League rookies since the 1914 season to tally five hits without recording an out and collect 11-or-more total bases in the process...he was the 10th Major League rookie in that time frame to accomplish this feat while also hitting multiple home runs and the first since Micah Hoffpauir did so for the Cubs on 9/25/08.

QUICK HIT

- While at Santa Clara University, won the West Coast Conference batting title in 2007 hitting .373.
- First MLB Hit and Home Run: September 11, 2013, solo homer off of Cliff Lee.

2013: Saw his first Big League action, playing in 19 games with the Padres in September.

- Selected from Double-A San Antonio on 9/10 and made his Major League debut with a start at 1B the following day at Philadelphia.
- In his second at-bat, hit a solo home run in the fifth inning for his first career hit off of Phillies' Cliff Lee...was one of three Padres to homer for his first career hit in 2013, joining Jaff Decker on 8/12 at COL and Chris Robinson on 9/25 vs. ARI.
- First Padre to hit a home run in his first Major League game since catcher Eddy Rodriguez did so on 8/12/12 at CIN.
- On 9/12 at Philadelphia, hit a double for his first hit of the game off of Roy Halladay, becoming the first player in the Majors to record two extra-base hits off former Cy Young Award winners for his first two career hits since Jason McDonald did so for Oakland in 1997 (6/5-6/97 off of Pat Hentgen and Roger Clemens, both doubles).
- Began his career by reaching base safely in his first seven games, the third-longest streak in franchise history and the longest since Anthony Rizzo also reached base safely in his first seven career games in 2011...was the first Padre to have a hit in each of his first five big league games since Freddy Guzman did so in 2004.
- Led the Texas League champion San Antonio Missions with 18 home runs and ranked second with a .296 average.

2012: Spent the entire season with Class-A Lake Elsinore, but played in just 93 games due to injuries.

- Named to the California League post-season All-Star team.

2011: Played in 92 games, ending the season with Class-A Lake Elsinore.

2010: Batted just .176 in 34 games in his first professional season at Short-A Eugene.

PERSONAL

Thomas Anthony Medica (med-eh-KUH)...a graduate of Bellarmine Prep High School (CA) where he led the Bells to a CCS title as a senior and was named the West Catholic Athletic League MVP...attended Santa Clara (CA) University...at Santa Clara, was 2007-08 First-Team All-West Coast Conference and a 2007 Collegiate Baseball Louisville Slugger All-American...a member of the USA National Team for the 2007 Pan-American Games and named All-Cape Cod League in 2008...originally signed by Padres' scout Noah Jackson.



PLAYERS

TOMMY MEDICA'S CAREER BATTING RECORD

YR	CLUB	AVG	G	AB	R	H	2B	3B	HR	RBI	SH	SF	HP	BB	SO	SB	CS	OBP	SLG	E
2010	Eugene (A)	.176	34	102	7	18	4	0	0	9	2	4	5	18	18	0	2	.318	.216	0
2011	AZL Padres (R)	.391	6	23	8	9	2	0	1	6	0	1	0	4	3	0	0	.464	.609	0
	Fort Wayne (A)	.268	44	142	22	38	19	0	3	21	1	0	5	17	33	0	1	.366	.465	1
	Lake Elsinore (A)	.302	42	139	21	42	10	0	6	17	0	1	10	25	32	0	1	.440	.504	0
2012	Lake Elsinore (A)	.330	93	355	65	117	37	5	19	87	0	3	7	41	86	1	1	.406	.623	4
2013	San Antonio (AA)	.296	76	280	48	83	20	3	18	57	0	4	8	28	67	4	2	.372	.582	2
	Peoria (R)	.294	5	17	6	5	2	0	2	8	0	0	0	1	7	0	0	.333	.765	1
	SAN DIEGO	.290	19	69	9	20	2	0	3	10	0	0	0	10	23	0	0	.380	.449	0
2014	SAN DIEGO	.233	102	240	31	56	11	2	9	27	0	1	4	14	75	6	1	.286	.408	1
	El Paso (AAA)	.213	24	89	8	19	6	2	3	18	0	0	3	9	24	0	0	.307	.427	0
Major League Totals		.246	121	309	40	76	13	2	12	37	0	1	4	24	98	6	1	.308	.417	1
Minor League Totals		.289	324	1147	185	331	100	10	52	223	3	13	38	143	270	5	7	.382	.529	8

*Led league +Tied for league lead @Rehab assignment

CAREER FIELDING

POSITION	PCT.	G	PO	A	E	TC	DP
First Base	.998	65	445	39	1	485	35
Left Field	1.000	22	27	0	0	27	0
Career Totals	.998	87	472	39	1	512	35

SINGLE-GAME HIGHS

HITTING STREAK.....7 games, June 18-24, 2014
 HITS5, August 1, 2014 vs. Atlanta
 DOUBLES1, 13 times, last September 24, 2014 vs. Colorado
 RBI.....4, August 1, 2014 vs. Atlanta
 RUNS SCORED.....4, August 1, 2014 vs. Atlanta
 WALKS.....2, August 3, 2014 vs. Atlanta
 STRIKEOUTS.....4, August 15, 2014 at St. Louis

HOME RUNS

CAREER MULTI-HOME RUN GAMES (1)....August 1, 2014 vs. Atlanta
 CAREER GRAND SLAMSNone
 CAREER PINCH-HIT (1).....June 24 at San Francisco (Javier Lopez)

CAREER TRANSACTIONS

2010.....Signed by the San Diego Padres as a 14th-round selection in the First-Year Player Draft.



WILL MIDDLEBROOKS

INFIELDER

11

MIDDLEBROOKS

BATS/THROWS: R/R
OPENING DAY AGE: 26

HEIGHT/WEIGHT: 6-3/220
SERVICE TIME: 2.121

BORN: September 9, 1988 in Texarkana, TX

RESIDENCE: Dallas, TX

ACQUIRED: From BOS in exchange for C Ryan Hanigan: December 19, 2014

CONTRACT STATUS: Signed through 2015

CAREER

2014: Limited to 63 games for the Red Sox, his lowest total in three Major League seasons, due to two stints on the disabled list with two different injuries.

- Began the season on Boston's Opening Day roster and made his second career Opening Day start (also 2013).
- Played in four games for the Red Sox before being placed on the 15-day DL on 4/6 (retro to 4/5) with a right calf strain...was activated on 4/25.
- Led the Red Sox in games played (62) and starts (57) at third base despite his time spent on the DL.
- His .972 fielding percentage at third base (four errors in 141 TC) ranked 3rd in the AL (min. 500 innings).
- Drove in two runs on a 9th-inning single on 5/15 at MIN to tie the game...marked his second career game-tying hit in the 9th inning (game-tying solo homer off Mariano Rivera on 9/8/13 at NYY).
- Placed on the 15-day DL for the second time on 5/17 with a fractured right index finger...activated from the DL on 8/1...after his activation, appeared in 42 of the club's 48 games through his last game on 9/21.
- Hit .292 (14-for-48) with RISP, compared to .162 (27-for-167) in all other at-bats...went 7-for-12 (.583) with 10 RBI with the bases loaded.

QUICK HIT

- **First MLB Hit:** May 2, 2012 vs. Oakland, infield single off Brandon McCarthy
- **First MLB Home Run:** May 6, 2012 vs. Baltimore, grand slam off Tommy Hunter

2013: Split the season between the Red Sox and Triple-A Pawtucket, combining to hit 27 home runs and 84 RBI in 139 total games.

- Appeared in 94 games over two stints with the Red Sox, leading the team with 92 games at third base.
- Of his 79 hits with BOS, 35 went for extra bases (18 2B, 17 HR)... tied for second in the AL with two grand slams (9/4 vs. DET and 9/25 at COL).
- Had two multi-HR games (three HR on 4/7 at TOR and two HR on 9/25 at COL).
- Had a .192 AVG (39-for-203) with 13 doubles, nine homers, and 25 RBI in 53 games with BOS to begin the season before being optioned to Triple-A Pawtucket on 6/25...came back to hit .276 (40-for-125) with five doubles, eight homers, 24 RBI, and 11 walks over 41 games in second stint with BOS following 8/10 recall.
- Collected a career-high four hits, including a career-high three home runs on 4/7 at TOR... was the 21st Red Sox player to hit three HR in a game...at 24 years old, was the fifth-youngest Red Sox to homer three times in a game, the youngest since Jim Rice on 8/29/77 vs. OAK (also 24)...his 14 total bases were the most by a major leaguer all season.
- Named AL Co-Player of the Week for 9/2-8, along with teammate Mike Napoli...his second career weekly honor (also 6/18-24/12)...hit .464 (13-for-28) with a double, four homers, nine RBI, and eight runs in seven games during the week, leading MLB in hits, total bases (26), and RBI (tied).
- Hit a game-tying, ninth-inning homer on 9/8 at NYY off Mariano Rivera, the 30th HR of his career in his 154th ML game...it marked the fourth-fewest ML games to 30 homers by a Red Sox player.
- Tied for the team lead (also Mike Napoli and David Ortiz) with six homers in September, tied for fourth-most in the AL.
- Collected a career-high seven RBI on 9/25 at COL, knocking a three-run homer and a grand slam...was third career multi-HR game and third grand slam.
- Played 45 games with the PawSox, including rehab, and hit .268 (48-for-179) with five doubles, 10 homers, and 35 RBI...went 4-for-5 with two homers, a walk, and a franchise-record-tying eight RBI on 7/3.
- Started the club's first eight games at third base and appeared in 10 games overall during Boston's run to the World Series Championship.
- Hit safely in four of nine postseason games with a PA...reached safely in all four ALDS games vs. TB...played in five ALCS Games vs. DET, making four starts.
- Pinch hit in the seventh inning in Game 3 of the World Series in STL and was charged with an interference error in the 9th inning, which allowed the game-ending run to come home.

2012: Played 75 games in his first Major League season and was Boston's regular third baseman from his 5/2 call-up until a season-ending wrist fracture on 8/10.

- Hit .288 (77-for-267) with 14 doubles, 15 homers, and 54 RBI.
- Among AL rookies with at least 275 PA, finished second in SLG (.509), third in AVG and OPS (.835), and fourth in OBP (.325)...overall, finished fourth among AL rookies in hits (77), RBI, multi-hit games (21), home runs (tied), extra-base hits (29), and total bases (136), and was fifth in doubles (14).



PLAYERS

Middlebrooks continued:

- Became the first player ever to tally at least six extra-base hits (three 2B, three HR) and nine RBI over his first four Big League games since RBI became an official statistic in 1920...his nine RBI matched the Major League record for a player's first four contests, joining PIT Jack Merson in 1951, STL Joe Cunningham in 1954, SF Dave Kingman in 1971, SEA/BOS Arquimede Pozo in 1995-96, and NYM Mike Jacobs in 2005 (ELIAS).
- Notched an extra-base hit in each of his first five Major League games from 5/2-8, joining STL Enos Slaughter (4/19 -4/23/38) as the only players to do that since 1900...his seven extra-base hits (four 2B, three HR) matched the most in a major leaguer's first five games since at least 1916.
- Was the seventh Red Sox player to record 15 HR in his first Major League season...first since Ellis Burks in 1987 (20).
- Was the youngest Red Sox player to play at least 50 games at third since current Padres third base coach Glenn Hoffman did so in 1980.
- Made Major League debut on 5/2 and went 2-for-3 with a walk and a stolen base vs. OAK.
- With a HR and two RBI on 5/13, became the third Major League player with at least four homers and 13 RBI over his first 10 ML games, joining KC's Mark Quinn in 1999 and SEA's Alvin Davis in 1984.
- Hit .331 (47-for-142) with nine homers and 33 RBI over his first 40 ML games through 6/23...according to ELIAS, only four other players since 1920 (the first year in which the MLB kept track of RBI) had compiled those marks in AVG, HR and RBI over their first 40 career Major League games: PHI's Buzz Arlett in 1931 (10 HR, 38 RBI, .378 AVG), CLE's Ken Keltner in 1937-38 (9 HR, 34 RBI, .335 AVG), SEA's Alvin Davis in 1984 (11 HR, 34 RBI, .340 AVG), and STL's Albert Pujols in 2001 (14 HR, 44 RBI, .367 AVG).
- Named AL Player of the Week for 6/18-24...went 10-for-16 with three doubles, three homers and 10 RBI and led MLB (min. 17 PA) in AVG (.625), OBP (.632), SLG (1.375), total bases (22) and RBI (tied).
- Began the season with 24 games for Triple-A Pawtucket...at time of his 5/2 recall to BOS, was pacing the Sox farm system and ranked second in the International League with nine homers (tied) and 27 RBI...also placed among IL leaders in hits (T-2nd, 31), SLG (3rd, .677), total bases (4th, 63), extra-base hits (T-5th, 13), runs (T-5th, 18) and AVG (T-8th, .333).

2011: Played most of the season with Double-A Portland and was named to both the Eastern League's mid- and post-season All-Star teams as well as the Topps Double-A All-Star squad.

- Hit a combined .285 (125-for-439) with 26 doubles, 23 homers, 94 RBI, 62 runs, and 10 stolen bases in 116 total games...his 23 homers more than doubled previous career total of 12 over first three years of his pro career.
- Tied for lead among Red Sox minor leaguers in RBI, ranked third in home runs and was ninth in average.
- Selected to the SiriusXM All-Star Futures Game at Chase Field in Phoenix as part of the U.S. squad and started the game at 3B, going 1-for-2 in a 6-4 win over the World Futures.
- At the time of his 8/19 promotion to Pawtucket, was leading the Eastern League with 80 RBI...overall, placed among circuit leaders in RBI (4th), SLG (4th, .520), and AVG (8th).
- Following the season, batted .250 (14-for-56) with four home runs and 11 RBI in 13 games for Scottsdale in the Arizona Fall League and was honored as an AFL Rising Star.
- Finished the year as Boston's top prospect according to *Baseball America*...also rated as being the top batting prospect in the Eastern League.

2010: Spent the entire season with Single-A Salem and was named to both the Carolina League's mid- and post-season All-Star Teams.

- Topped Salem with 70 RBI and finished second on the club in homers (12), total bases (191) and extra-base hits (45).
- Named the Red Sox Minor League Offensive Player for July after hitting .333 (32-for-96) with six home runs and 27 RBI in the month.
- Rated by *Baseball America* as the best defensive third baseman and as having the best infield arm in the Carolina League...also rated as the best infield arm in the Red Sox system for the fourth time.

2009: Played his first full minor league season with Single-A Greenville.

- Named Red Sox Minor League Offensive Player of the Month for July (.337, five HR, 26 RBI).
- Following the season, rated by *Baseball America* as having the best infield arm in the Red Sox system.

2008: Led Short-A Lowell with 17 doubles in his first pro season.

PERSONAL

William Scott Middlebrooks...engaged to Jenny...graduated from Liberty Eylau High School (TX) in 2007, where, as a senior, hit .555 (61-for-110) with 22 doubles, five homers, 48 RBI and 22 steals in 38 games, as well as going 13-0 on the mound...also starred on the football team as a quarterback, placekicker and punter...committed to play both football and baseball at Texas A&M University, but instead signed with the Red Sox...was high school football teammates with NFL running back LaMichael James...originally signed by Red Sox scout Jim Robinson.

WILL MIDDLEBROOKS' CAREER BATTING RECORD

YR	CLUB	AVG	G	AB	R	H	2B	3B	HR	RBI	SH	SF	HP	BB	SO	SB	CS	OBP	SLG	E
2008	Lowell (R)	.254	59	209	21	53	17	2	1	21	1	2	2	12	73	10	0	.298	.368	9
2009	Greenville (A)	.265	103	374	53	99	25	3	7	57	0	3	2	48	123	7	4	.349	.404	14
2010	Salem (A)	.276	114	435	69	120	31	2	12	70	0	7	4	35	121	5	3	.331	.439	19
2011	Portland (AA)	.302	96	371	54	112	25	1	18	80	0	1	4	21	95	6	0	.345	.520	13
	Lowell (R)	.333	4	12	4	4	1	0	3	6	0	1	0	2	1	1	0	.400	1.167	0
	Pawtucket (AAA)	.161	16	56	4	9	0	0	2	8	0	1	0	3	18	3	1	.200	.268	3
2012	Pawtucket (AAA)	.333	24	93	18	31	3	1	9	27	0	0	0	7	18	3	1	.380	.677	1
	BOSTON	.288	75	267	34	77	14	0	15	54	0	3	3	13	70	4	1	.325	.509	9
2013	BOSTON	.227	94	348	41	79	18	0	17	49	1	3	2	20	98	3	1	.271	.425	10
	Pawtucket (AAA)	.268	45	179	25	48	5	0	10	35	0	1	0	16	38	1	0	.327	.464	4
2014	BOSTON	.191	63	215	14	41	10	0	2	19	0	0	4	15	70	1	1	.256	.265	4
	Pawtucket (AAA)	.231	29	104	13	24	1	1	4	8	0	1	1	6	30	0	0	.277	.375	0
	Major League Totals	.237	232	830	89	197	42	0	34	122	1	6	9	48	238	8	3	.284	.411	23
	Minor League Totals	.273	490	1833	261	500	108	10	66	312	1	17	13	150	517	36	9	.329	.451	63

*Led league +Tied for league lead @Rehab assignment

DIVISION SERIES BATTING RECORD

YR	CLUB	AVG	G	AB	R	H	2B	3B	HR	RBI	SH	SF	HP	BB	SO	SB	CS	OBP	SLG
2013	BOS vs. TB	.231	4	13	1	3	1	0	0	1	0	0	0	3	4	0	0	.375	.308

LEAGUE CHAMPIONSHIP SERIES BATTING RECORD

YR	CLUB	AVG	G	AB	R	H	2B	3B	HR	RBI	SH	SF	HP	BB	SO	SB	CS	OBP	SLG
2013	BOS vs. DET	.100	5	10	1	1	1	0	0	0	0	0	0	0	5	0	0	.100	.200

WORLD SERIES BATTING RECORD

YR	CLUB	AVG	G	AB	R	H	2B	3B	HR	RBI	SH	SF	HP	BB	SO	SB	CS	OBP	SLG
2013	BOS vs. STL	.000	1	2	0	0	0	0	0	0	0	0	0	0	1	0	0	.000	.000

CAREER FIELDING

POSITION	PCT.	G	PO	A	E	TC	DP
Third Base	.957	226	123	338	23	534	34
First Base	1.000	2	12	1	0	13	1
Second Base	1.000	2	1	3	0	4	1
Career Totals	.958	230	136	392	23	551	36

SINGLE-GAME HIGHS

HITTING STREAK.....9 games, July 23 - August 1, 2012
HITS4, April 7, 2013 at Toronto
DOUBLES2, twice, last May 11, 2013 vs. Toronto
RBI.....7, September 25, 2013 at Colorado
RUNS SCORED.....4, April 7, 2013 at Toronto
WALKS3, May 1, 2014 (2) vs. Tampa Bay
STRIKEOUTS.....4, twice, last September 2, 2014 at New York-AL

HOME RUNS

CAREER MULTI-HOMER GAMES (3).....September 25, 2013 at Colorado (2)
April 7, 2013 at Toronto (3)
May 7, 2012 at Kansas City (2)
CAREER GRAND SLAMS (3).....September 25, 2013 at Colorado (Roy Oswalt)
September 4, 2013 vs. Detroit (Albuquerque)
May 6, 2012 vs. Baltimore (Tommy Hunter)
CAREER PINCH-HIT (1).....August 7, 2012 vs. Texas (Ryan Dempster)

CAREER TRANSACTIONS

2007.....Signed by the Boston Red Sox as a fifth-round selection in the First-Year Player Draft.
2014.....Acquired by the San Diego Padres in exchange for C Ryan Hanigan, December 19.



21



BRANDON MORROW

RIGHT-HANDED PITCHER

BATS/THROWS: R/R
OPENING DAY AGE: 30

BORN: July 26, 1984 in Santa Rosa, CA

RESIDENCE: Scottsdale, AZ

ACQUIRED: Signed as a Major League free agent: December 16, 2014

CONTRACT STATUS: Signed through 2015

HEIGHT/WEIGHT: 6-3/210
SERVICE TIME: 7.091

CAREER

2014: Made 13 appearances, six starts, for the Toronto Blue Jays after missing the majority of the season with a finger injury.

- Missed 107 games after he was placed on the 15-day disabled list on 5/3 and transferred to the 60-day disabled list the following day with a torn tendon sheath in his right hand.
- Pitched to a 1-3 record with a 5.67 ERA (21 ER, 33.1 IP) and 30 strikeouts against 18 walks in his 13 Major League appearances... his seven games out of the bullpen were his first since making 16 relief appearances in the 2009 season...his 33.1 innings pitched were the fewest of his career.
- Posted a 1-2 record with a 5.93 ERA (18 ER, 27.1 IP) and 26 strikeouts against 17 walks while limiting the opposition to a .286 batting average in his six starts...in his seven relief appearances, went 0-1 with a 4.50 ERA (3 ER, 6.0 IP) and four strikeouts against one walk while limiting the opposition to a .292 batting average.
- Made three rehab appearances out of the bullpen between Single-A Dunedin (1) and Triple-A Buffalo (2), pitching to a combined 0-0 record with a 2.70 ERA (1 ER, 3.1 IP) with two strikeouts and no walks.

QUICK HIT

- Since the start of the 2010 season, his 9.38 strikeouts per nine innings are the sixth-most in Major League Baseball (min 500.0 IP).
- Lives with Type 1 diabetes and is active in the community as an advocate for individuals living with the disease.
- First MLB Win: April 23, 2007 at Texas

2013: Made just 10 appearances, all starts, for Toronto before having his season cut short due to an entrapped radial nerve in his right forearm.

- Was originally placed on the disabled list with a right forearm strain on 6/1...was later diagnosed with an entrapped radial nerve in his forearm in July and transferred to the 60-day disabled list on 8/1.
- Posted a 2-3 record with a 5.63 ERA (34 ER, 54.1 IP) and 42 strikeouts against 18 walks while limiting the opposition to a .286 batting average in his 10 appearances.
- Made one rehab appearance for Single-A Dunedin, letting up three runs on five hits over 2.0 innings of work.

2012: Made 21 starts and worked 124.1 innings for the Blue Jays, tossing three complete-game shutouts and posting a career-low 2.96 ERA (41 ER, 124.2 IP).

- Pitched to a 10-7 record with a 2.96 ERA with 108 strikeouts against 41 walks while limiting the opposition to a .214 batting average...among American League pitchers with at least 20 starts, his opponents batting average was tied with Jared Weaver for the lowest in the league.
- Was one of only four AL pitchers with at least 120.0 IP to post an ERA below 3.00, joining David Price, Justin Verlander and Jared Weaver...won 10-or-more games for the third consecutive season.
- Posted three complete-game shutouts, the second-most in the AL (Felix Hernandez, 5)...the three shutouts were the most by a Blue Jay since Roy Halladay had four in 2009.
- Turned in 23.2 consecutive scoreless innings from 4/23 to 5/9, the longest streak for any AL starter in 2012.
- Placed on the 15-day disabled list on 6/13 and later transferred to the 60-day DL on 7/17 with a strained left oblique...kept out until 8/25...was 7-4 with a 3.01 ERA in 13 starts prior to the injury and 3-3 with a 2.87 ERA in eight starts after.
- Limited left-handed hitters to a .188 average (47-for-250), the lowest mark by any big league pitcher (min 250 AB).
- Posted a 0.26 ERA (1 ER, 34.0) in five starts during the day, the fourth-lowest mark by any Major League pitcher since the 1914 season and the lowest ever by a pitcher to make at least three starts in a single season during the day.

2011: Went 11-11 with a 4.72 ERA, setting career-highs in wins, starts (30), innings pitched (179.1) and strikeouts (203).

- Was one of seven AL pitchers to post 200+ strikeouts (203)...led the league with 10.19 strikeouts per nine innings, more than a full strikeout higher than second-place finisher Michael Pineda (9.11).
- His 10.19 strikeouts per nine innings were the second-best mark in Blue Jays history, trailing only Roger Clemens' 10.39 SO/9 during the 1998 campaign.
- Posted four games of 10+ strikeouts, including a season-high 12 on 8/17 at SEA...his four such games were tied for the sixth-most in the American League.
- Did not make his first start until 4/23...was shut down after his 3/18 spring start with forearm tightness, returning after three rehab starts for Single-A Dunedin.
- Had a team season high of 18 scoreless innings 9/18-28.

2010: Posted a 10-7 record with a 4.49 ERA and 178 strikeouts against 66 walks while limiting the opposition to a .248 batting average in 26, all starts, in his first season with the Blue Jays.

- At the time of his final start on 9/3 (shut down due to innings limit), ranked fifth in the AL in strikeouts and led the league with a 10.95 strikeouts per nine innings.
- Carried a no-hitter into the ninth inning on 8/8 vs. TB before allowing a two-out single to Evan Longoria... became the sixth pitcher (ninth time) in Blue Jays franchise history to lose a no-hit bid in the ninth inning.
- Recorded a career-high 17 strikeouts in that game on 8/8, becoming the first pitcher to reach that strikeout total in a game since MIN Johan Santana on 8/19/07 vs. TEX (17 SO)...became just the fourth pitcher since 1954 to record at least 17 strikeouts when tossing a complete-game one-hitter...the 17 strikeouts rank second on the Blue Jays all-time list, one shy of Roger Clemens' 18 on 8/25/98 vs. KC.
- Voted by the Toronto chapter of the BBWAA as the Blue Jays Player of the Month for June, registering a 1.91 ERA in five starts.
- Prior the start of the season, was traded to the Blue Jays from the Seattle Mariners in exchange for RHP Brandon League and OF Jøhmermyñ Chavez.

2009: Pitched to a 2-4 record with a 4.39 ERA and 63 strikeouts against 44 walks in 26 games, 10 starts, for the Seattle Mariners.

- Began the season as Seattle's closer, converting each of his first six save opportunities of the season from 4/9 to 5/10...posted a 1.29 ERA (1 ER, 7.0 IP) in his first seven relief appearances.
- Moved into the starting rotation on 6/13 and made six starts until 7/10 (0-1, 4.55).
- Went 0-3 with six saves and a 6.38 ERA (13 ER, 18.1 IP) in 16 relief appearances and 2-1, 3.68 ERA (21 ER, 51.1 IP) in 10 starts.
- Limited opponents to a .248 (66-for-266) batting average, including a .212 (25-for-118) clip vs. right-handed hitters.
- Optioned to Triple-A Tacoma on 7/11 and was recalled back to Seattle on 9/9.
- Won five of six starts with Rainiers from 8/3-29, going 5-0 with 1.93 ERA...during this stretch, limited opponents to a .204 (23-for-113) average with 11 walks and 22 strikeouts.

2008: Appeared in 45 games, five starts, with Seattle, posting a 3-4 record with a 3.34 ERA and 75 strikeouts against 34 walks.

- In 40 relief appearances, went 1-2 with 10 saves and a 1.47 ERA (6 ER, 36.2 IP)...his ERA as a reliever ranked second-lowest in Mariners history (min. 30.0 IP).
- Held opponents to a .143 average as a reliever (18-for-126), tied for the second-lowest in club history (min. 30.0 IP)...also averaged 11.54 strikeouts per nine innings, the sixth-highest in club history as a reliever...overall, held opponents to a .174 average (40-for-230), the fifth-lowest mark in club history (min. 50.0 IP).
- Made first Major League start in 101st career appearance, 9/5 vs. New York-AL...allowed one hit, one run and struck out 9 in 7.2 innings...no-hit the Yankees through 7.2 innings, becoming the first player in more than 40 years to take a no-hitter that far into a game in his first career start...Boston's Billy Rohr went 8.2 innings without allowing a hit on Opening Day in 1967 at Yankee Stadium (4/14/67)...joined Juan Marichal (1960), Rudy May (1965) and Steve Woodward (1997) as the only players since 1900 to pitch at least 7.2 innings, allow one hit and strike out at least eight in their first Major League start.
- Notched first career save 6/11 at Toronto...entered game after J.J. Putz left with an elbow injury and recorded two strikeouts and a flyout to secure 2-1 victory.
- Optioned to Triple-A Tacoma on 8/5 to begin transition to become a starting pitcher...made five starts for the Rainiers, going 1-1 with a 3.37 ERA (7 ER, 18.2 IP) striking out 23 and not giving up a home run.
- Opened the season at Double-A West Tennessee...appeared in six games for the Diamond Jaxx (7.1 IP, 3 H, 1 R, 0 ER, 6 BB, 8 K)...recalled from minors on 4/17 and made season debut that night at Oakland.

2007: Saw the first Major League action of his career, appearing in 60 games out of the bullpen for the Mariners.

- Posted a 3-4 record with a 4.12 ERA and 66 strikeouts against 50 walks.
- Made his big league debut on 4/3 vs. OAK with 1.0 scoreless IP...became the 3rd player from the 2006 draft class to pitch in the Majors (DET Andrew Miller and NYM Joe Smith)...became just the 7th player in Mariners history to make his ML debut the year after he was drafted.
- Earned first ML win 4/23 at TEX, allowing one hit in a then career-high 3.1 IP.
- Among AL rookie relievers, ranked second in strikeouts (66), third in appearances (60) and fourth in ERA (4.12).

2006: Began his professional career with the Mariners after being selected in the first round (fifth overall) of the First-Year Player Draft out of the University of California, Berkeley.

- Began his pro career with the AZL Mariners, appearing in seven games, four starts, pitching to a 0-2 record with a 2.77 ERA.
- Was transferred to Single-A Inland Empire on 8/31, appearing in one game, a start, for the 66ers, tossing three scoreless frames.



PLAYERS

PERSONAL

Brandon John Morrow... he and his wife, Lilly, reside in Scottsdale, Arizona... graduated from Rancho Cotate High School (CA) in June, 2002...earned first-team all-league, first-team All-Redwood Empire, first-team All-North Coast Section and second-team All-State honors during his senior season...competed for the California All-Stars at the 2002 Sunbelt Classic in McAlester, Oklahoma... Attended the University of California, Berkeley where he was one of 10 semifinalists for the Roger Clemens Award as the nation's top collegiate pitcher during his junior season in 2006... named first-team All-Pac-10, going 7-4 with a 2.05 ERA (2nd in Pac-10) as a junior... named a Cape Cod League All-Star in the summer of 2005 for the Yarmouth-Dennis Red Sox... diagnosed with Type 1 diabetes when he was 18 and is active in the community as an advocate for people living with the disease.

BRANDON MORROW'S CAREER PITCHING RECORD

YR	CLUB	W-L	ERA	G	GS	CG	SHO	SV	IP	H	R	ER	HR	HB	BB	SO	WP	BK	AVG
2006	AZL Mariners (R)	0-2	2.77	7	4	0	0	0	13.0	10	4	4	0	0	9	13	3	0	.227
	Inland Empire (A)	0-0	0.00	1	1	0	0	0	3.0	0	0	0	0	0	0	4	0	0	.000
2007	SEATTLE	3-4	4.12	60	0	0	0	0	63.1	56	29	29	3	1	50	66	4	0	.243
2008	W. Tennessee (AA)	0-0	0.00	6	0	0	0	0	7.1	3	1	0	0	0	6	8	2	0	.125
	Tacoma (AAA)	1-2	5.01	6	5	0	0	0	23.1	17	13	13	2	0	11	26	3	0	.200
	SEATTLE	3-4	3.34	45	5	0	0	10	64.2	40	26	24	10	0	34	75	5	0	.174
2009	SEATTLE	2-4	4.39	26	10	0	0	6	69.2	66	38	34	10	0	44	63	3	0	.248
	Tacoma (AAA)	5-3	3.60	10	10	1	1	0	55.0	50	24	22	2	1	23	40	6	0	.242
2010	TORONTO	10-7	4.49	26	26	1	1	0	146.1	136	76	73	11	9	66	178	8	0	.248
2011	Dunedin (A)@	0-2	7.71	3	3	0	0	0	9.1	13	9	8	0	0	6	11	3	0	.310
	TORONTO	11-11	4.72	30	30	0	0	0	179.1	162	103	94	21	12	69	203	12	1	.237
2012	TORONTO	10-7	2.96	21	21	3	3	0	124.2	98	45	41	12	2	41	108	3	0	.214
	Dunedin (A)@	0-0	1.50	2	2	0	0	0	6.0	8	2	1	0	0	3	6	0	0	.348
	New Hampshire (AA)@ 1-0	2.51	3	3	0	0	0	0	14.1	10	4	4	2	0	3	12	1	0	.200
2013	TORONTO	2-3	5.63	10	10	0	0	0	54.1	63	39	34	12	1	18	42	1	0	.286
	Dunedin (A)@	0-0	13.50	1	1	0	0	0	2.0	5	3	3	1	0	1	0	0	0	.556
2014	TORONTO	1-3	5.67	13	6	0	0	0	33.1	37	21	21	2	0	18	30	1	1	.287
	Dunedin (A)@	0-0	0.00	1	0	0	0	0	1.0	0	0	0	0	0	0	1	0	0	.000
	Buffalo (AAA)@	0-0	3.86	2	0	0	0	0	2.1	2	1	1	0	0	0	1	0	0	.222
Major League Totals		42-43	4.28	231	108	4	4	16	735.2	658	377	350	81	25	340	765	37	2	.238
Minor League Totals		7-9	3.69	42	29	1	1	0	136.2	118	61	56	7	1	62	122	18	0	.233

*Led league +Tied for league lead @Rehab assignment

2014 AND CAREER BATTING RECORD

YR	CLUB	AVG	G	AB	R	H	2B	3B	HR	RBI	SH	SF	HP	BB	SO	SB	CS	OBP	SLG
2014	TORONTO	.000	13	2	0	0	0	0	0	0	0	0	0	2	0	0	0	.000	.000
Major League Totals		.000	231	14	0	0	0	0	0	0	0	0	0	6	0	0	0	.000	.000

CAREER FIELDING

POSITION	PCT.	G	PO	A	E	TC	DP
Pitcher	.951	231	28	50	4	82	4

SINGLE-GAME HIGHS

INNINGS PITCHED.....9.0 IP, four times, June 6, 2012 at Chicago-AL
 LOW-HIT COMPLETE GAME.....1, August 8, 2010 vs. Tampa Bay
 STRIKEOUTS.....17, August 8, 2010 vs. Tampa Bay
 MOST HITS ALLOWED.....11, three times, last May 2, 2014 at Pittsburgh
 MOST RUNS ALLOWED.....9, June 11, 2011 vs. Boston
 MOST WALKS ALLOWED.....8, April 26, 2014 vs. Boston
 MOST HOME RUNS ALLOWED.....3, six times, last May 23, 2013 vs. Baltimore
 CAREER WINNING STREAK.....four games, twice, last April 23 - May 9, 2012
 CAREER 10-STRIKEOUT GAMES.....8, last, October 3, 2012 vs. Minnesota
 CAREER HOME RUNS HIT.....None

CAREER TRANSACTIONS

2006.....Signed by the Seattle Mariners as a first-round selection (fifth overall) in the First-Year Player Draft.
 2009.....Acquired by the Toronto Blue Jays in exchange for OF Johermyin Chavez and Brandon League, December 23.
 2014.....Signed by the San Diego Padres as a free agent, December 19.



WIL MYERS

OUTFIELDER

BATS/THROWS: R/R
OPENING DAY AGE: 24

BORN: December 10, 1990 in Thomasville, NC

RESIDENCE: Thomasville, NC

ACQUIRED: From TB with RHP Gerardo Reyes, LHP Jose Castillo and C Ryan Hanigan as part of 11-player, three-team trade that sent RHP Burch Smith, C Rene Rivera and INF Jake Bauers to TB and RHP Joe Ross and PTBNL to WSH, December 18, 2014.

CONTRACT STATUS: Signed through 2015

HEIGHT/WEIGHT: 6-3/205
SERVICE TIME: 1.104

CAREER

2014: The reigning American League Rookie of the Year was limited to 87 games due to a right wrist fracture.

- Was sidelined 70 games from 5/5 - 8/20...started 84 games (76 in RF, eight at DH) and made appearances at first base (two games) and center field (one game).
- Made his first Opening Day roster on 3/31 vs. TOR...started in right field and went 3-for-5 with a double and two RBI.
- Hit everywhere from first to seventh in the starting lineup during the course of the season...hit leadoff twice for the first time in his career on 5/13 at SEA and 5/21 vs. OAK.
- Logged his third career multi-homer game on 4/19 vs. NYY in what was his 104th career game...since 2000, he is one of four Major League players to total three multi-HR games in his first 104 career games before turning 24 years old, joining Laynce Nix, Brad Miller and Ryan Braun.
- From 4/28 - 5/15, hit .290/.339/.477 (31-for-107) with eight doubles, four home runs and 16 RBI in 26 games.
- On 5/4 at NYY, hit a three-run, inside-the-park home run off CC Sabathia...it was the first inside-the-parker in the Majors in 2014.
- Became the first visiting player with a grand slam and a inside-the-park HR at new Yankee Stadium...the slam came on 6/23/13, also off Sabathia.
- Began his career with a 13-game hitting streak at Yankee Stadium before going hitless on 9/9...per ELIAS, it was the longest streak in road games against the Yankees to begin a career since WSH Eddie Foster in 1912-13 (17 games) at Hilltop Park and the Polo Grounds.
- Had a two-RBI sac fly on 9/16 vs. NYY, the first two-run sac fly in Rays history scoring Evan Longoria from third base and James Loney from second base...it was the first two-run sac fly in the Majors since LAA Mike Trout on 8/10/12 vs. SEA.

QUICK HIT

• Is one of three players to win the *Baseball America*, *USA Today* and *Topps MiLB Player of the Year* Awards in the same season.

• Younger brother, Beau, is a senior at Wesleyan Christian Academy (NC) and is a baseball commit to Appalachian State.

• **First MLB Hit:** June 8, 2013 (2) at Boston, single off Felix Doubront

• **First MLB Home Run:** June 22, 2013 vs. New York-AL, Grand Slam off CC Sabathia

2013: Named 2013 Jackie Robinson American League Rookie of the Year by the Baseball Writers' Association of America, earning 23 of 30 first-place votes.

- Won the award despite playing only 88 games after his 6/18 call-up...became the first position player to win AL Rookie of the Year in fewer than 100 games and the second in major league history, joining PHI Ryan Howard (2005, 88 games).
- Also recognized as AL Rookie of the Year by *Sporting News*, AL Outstanding Rookie in the Players Choice Awards, Rays Outstanding Rookie by the Tampa Bay chapter of the BBWAA and was named to Topps All-Rookie Team.
- Led AL rookies in RBI (53), go-ahead RBI (15), doubles (23), extra-base hits (36), on-base percentage (.354) and slugging percentage (.478) and tied LAA J.B. Shuck for first in total bases (160)...became the first player to lead AL rookies in RBI in less than 90 games since DET Hoot Evers in 1946 (33 RBI in 81 games).
- After his 6/18 call-up, led the team in doubles, RBI, runs scored (50), OBP (.354) and SLG...the Rays went 56-38 (.596) after his call-up, compared to 36-33 (.522) before it.
- Became just the fifth rookie in the 2000s to lead a postseason-bound team in batting (.294) after the All-Star break...joined OAK Yoenis Cespedes in 2012, STL Albert Pujols, SEA Ichiro Suzuki in 2001 and SEA Carlos Guillen in 2000.
- Made 68 starts in right field and DH'd 11 times...also started six games in center field in August.
- His first major league home run was a grand slam off CC Sabathia on 6/23...it made him (22 years, 194 days) the fourth-youngest visiting player to hit a grand slam at Yankee Stadium (new or original) and the youngest since SEA Ken Griffey Jr. in 1991.
- Entered 2013 rated by *Baseball America* as the No. 1 prospect, Best Power Hitter and Best Hitter for Average in the Rays system...also ranked the No. 4 prospect in the minor leagues by *MLB.com*.
- Prior to the season, was acquired by Tampa Bay along with INF Patrick Leonard, LHP Mike Montgomery and RHP Jake Odorizzi from the Kansas City Royals in exchange for RHP Wade Davis, RHP James Shields and a player to be named later (INF Elliot Johnson).



PLAYERS

2012: Named the Minor League Player of the Year by *Baseball America*, *USA Today* and *Topps*, joining Andruw Jones (1996) and Josh Beckett (2001) as the only players to win the award from the three publications in the same season.

- Split the season between Double-A Northwest Arkansas and Triple-A Omaha, hitting a combined .314 with 26 doubles, six triples, 37 home runs and 109 RBI in 134 games.
- His 37 home runs were the second-most in minor league baseball, one shy of Darin Ruf, who hit 38 for Double-A Reading (Phillies)...his 313 total bases led all minor leaguers while his 109 RBI ranked fourth...his .987 OPS was fifth among full-season minor leaguers and was one of six minor leaguers with a .600 or better slugging percentage.
- According to *Baseball America*, became one of 10 minor leaguers in the past 50 years to hit 35 or more home runs above Class-A before turning 22...only two others matched or exceeded his 37 HR: Arlo Engel (41 for Double-A El Paso in 1963) and Paul Konerko (37 for Triple-A Albuquerque in 1997).
- At just 21 years old, was the second-youngest regular in the Pacific Coast League.
- Collected two hits and drove in three runs for Team USA at the SiriusXM Futures Game at Kauffman Stadium in Kansas City on 7/8, in what was his second straight Futures Game appearance...three days later was selected the "Star of Stars" for the Pacific Coast League in the Triple-A All-Star Game after recording two hits, including a double, with an RBI.

2011: Spent the entire season with Double-A Northwest Arkansas where he made the conversion from catcher to outfielder.

- Hit .254 with 23 doubles, one triple, eight home runs, 49 RBI and 50 runs scored in 99 games for the Naturals.
- Spent the majority of the season in right field, where he appeared in 75 games, but also played in 13 games in center field and six games in left field.
- Missed almost a month beginning May 11 with a serious laceration on his knee and a subsequent infection...suffered the injury when he slipped running from his car in the rain.
- Was hitting .284 with two HR and nine RBI in 20 games before the injury and .246 with six HR and 40 RBI in 79 games after his return.
- Named to the Texas League All-Star Game and was selected for Team USA at the SiriusXM Futures Game at Chase Field in Phoenix.
- Following the season, played in the Arizona Fall League, batting .360 (31-for-86) with five doubles, five triples, four home runs, 18 RBI and 24 runs scored in 23 games for Surprise...finished second in the league in OBP (.481), third in SLG (.674) and third in OPS (1.156)...his 20 walks tied for the league lead.

2010: Split the season between Single-A Burlington and Advanced-A Wilmington, hitting a combined .315 with 37 doubles, three triples, 14 home runs, 83 RBI and 85 walks in 126 games.

- Following the season, was rated by *Baseball America* as being the second-best prospect in the Royals system, third-best prospect in the Midwest League and fourth-best prospect in the Carolina League.
- Named Class-A Burlington Player of the Year and a Midwest League All-Star despite a 7/1 promotion to Wilmington.

2009: Selected by the Kansas City Royals in the third round of the June First-Year Player Draft out of Wesleyan Christian Academy.

- After signing with the Royals, appeared in a combined 22 games between Rookie-Levels Idaho Falls and Burlington, hitting .369 with 7 doubles, two triples, five home runs and 18 RBI.
- Rated by *Baseball America* as being the top prospect in the Pioneer League following the season...had a minor-league-high 21 hits in September.

PERSONAL

William Bradford Myers...committed to the University of South Carolina before signing with the Royals...graduated from Wesleyan Christian Academy in High Point, N.C. in 2009...finished his senior year batting .532 with 14 home runs and 41 RBI and was named the second-best "Pure Hitter" in the 2009 draft by *Baseball America*...led his squad to the North Carolina state title as a junior in 2008, pitching to a 10-0 record, including the victory in Game 1 of the best-of-three championship series...originally signed by Royals' scout Steve Connelly.

WIL MYERS' CAREER BATTING RECORD																				
YR	CLUB	AVG	G	AB	R	H	2B	3B	HR	RBI	SH	SF	HP	BB	SO	SB	CS	OBP	SLG	E
2009	Idaho Falls (R)	.426	18	68	18	29	7	1	4	14	0	2	1	9	15	2	0	.488	.735	1
	Burlington (R)	.125	4	16	1	2	0	1	1	4	0	0	0	0	3	0	0	.125	.438	0
2010	Burlington (A)	.289	68	242	42	70	19	1	10	45	0	2	2	48	55	10	3	.408	.500	4
	Wilmington (A)	.346	58	205	28	71	18	2	4	38	0	1	4	37	39	2	3	.453	.512	1
2011	NW Arkansas (AA)	.254	99	354	50	90	23	1	8	49	2	4	4	52	87	9	2	.353	.393	7
2012	NW Arkansas (AA)	.343	35	134	32	46	11	1	13	30	0	1	1	16	42	4	1	.414	.731	0
2013	Omaha (AAA)	.304	99	388	66	118	15	5	24	79	0	3	3	45	98	2	2	.378	.554	5
	Durham (AAA)	.286	64	252	44	72	13	2	14	57	0	6	2	29	71	7	1	.356	.520	2
	TAMPA BAY	.293	88	335	50	98	23	0	13	53	0	4	1	33	91	5	2	.354	.478	0
2014	TAMPA BAY	.222	87	325	37	72	14	0	6	35	0	2	0	34	90	6	1	.294	.320	4
	Durham (AAA)@	.250	7	24	3	6	1	0	2	6	0	0	0	7	7	3	0	.419	.542	1
Major League Totals		.258	175	660	87	170	37	0	19	88	0	6	1	67	181	11	3	.324	.400	4
Minor League Totals		.299	452	1683	284	504	107	14	80	322	2	19	17	243	417	39	12	.389	.522	21

*Led league +Tied for league lead @Rehab assignment

WILD CARD GAME RECORD																				
YR	CLUB	AVG	G	AB	R	H	2B	3B	HR	RBI	SH	SF	HP	BB	SO	SB	CS	OBP	SLG	
2013	TB at CLE	.250	1	4	0	1	0	0	0	0	0	0	0	0	3	0	0	.250	.250	

DIVISION SERIES RECORD																				
YR	CLUB	AVG	G	AB	R	H	2B	3B	HR	RBI	SH	SF	HP	BB	SO	SB	CS	OBP	SLG	
2013	TB vs. BOS	.063	4	16	0	1	0	0	0	0	0	0	0	1	4	0	0	.143	.063	

CAREER FIELDING							
POSITION	PCT.	G	PO	A	E	TC	DP
Right Field	.986	144	279	6	4	289	1
Center Field	1.000	9	22	1	0	23	1
First Base	1.000	2	1	0	0	1	0
Career Totals	.987	157	302	7	4	313	2

SINGLE-GAME HIGHS																				
HITTING STREAK.....			12 games, July 13-31, 2013																	
HITS			3, 10 times, last September 1, 2014 vs. Boston																	
DOUBLES			2, three times, last September 29, 2013 at Toronto																	
RBI			4, five times, last May 4, 2014 at New York-AL																	
RUNS SCORED			4, April 19, 2014 vs. New York-AL																	
WALKS			3, two times, last May 30, 2014 at Boston																	
STRIKEOUTS.....			3, 10 times, last September 6, 2014 vs. Baltimore																	

HOME RUNS																				
CAREER MULTI-HOMER GAMES (3)			April 19, 2014 vs. New York-AL September 4, 2013 at Los Angeles-AL July 28, 2013 at New York-AL																	
CAREER GRAND SLAMS (1)			June 22, 2013 at New York-AL (CC Sabathia)																	
CAREER PINCH-HIT (0)			None																	

CAREER TRANSACTIONS																				
2009.....Signed by the Kansas City Royals as a third-round selection in the First-Year Player Draft.																				
2012.....Acquired by the Tampa Bay Rays along with INF Patrick Leonard, LHP Mike Montgomery and RHP Jake Odorizzi in exchange for RHP Wade Davis, RHP James Shields and PTBNL (INF Elliot Johnson), December 9																				
2014.....Acquired by the San Diego Padres along with RHP Gerardo Reyes, LHP Jose Castillo and C Ryan Hanigan as part of 11-player, three-team trade that sent RHP Burch Smith, C Rene Rivera and INF Jake Bauers to TB and RHP Joe Ross and PTBNL to WSH, December 18.																				



43



WIL NIEVES

CATCHER

BATS/THROWS: R/R

OPENING DAY AGE: 37

BORN: September 25, 1977 in San Juan, PR

RESIDENCE: San Juan, PR

ACQUIRED: Signed as a minor league free agent: January 31, 2015

CONTRACT STATUS: Signed through 2015

HEIGHT/WEIGHT: 5-11/190

SERVICE TIME: 7.127

NON-ROSTER INVITEE

CAREER

2014: Appeared in 36 games for the Philadelphia Phillies, hitting .254 (31-for-122) with a home run and seven RBI.

- Was sidelined for 26 games from 6/19 - 7/21 with a right quad strain...hit .200 (7-for-35) in 11 rehab games between the Rookie-Level GCL Phillies, Single-A Clearwater and Double-A Reading.
- Tossed out 25.8 percent (8-for-31) of attempted base stealers.
- Made 34 starts, with the Phillies going 19-15 in those games.

2013: Spent the entire season with the Arizona Diamondbacks, hitting .297 with a homer and 11 RBI in 71 games.

- Set a career-high in doubles (11) and matched his career-best in hits (58).
- Appeared in 47 games behind the plate for the D-Backs...threw out 13.3% (2-for-15) attempted base stealers.
- Made 24 plate appearances as a pinch-hitter, going 6-for-22 (.273) with a double and four RBI.
- Posted a .302 batting average (15-for-53) with runners in scoring position.

2012: Split the season between the Colorado and Arizona organizations, hitting .301 (25-for-83) in 32 games.

- Began the season with Triple-A Colorado Springs and hit .306 (34-for-111) with three homers and 16 RBI in 34 games.
- Appeared in 16 games for the Rockies from 5/26 - 7/8 after having his contract selected on 5/25...hit .298 with two doubles, a home run and five RBI during his time with Colorado before being placed on the 15-day disabled list on 7/13...was reinstated from the DL and designated for assignment on 8/1 and placed on waivers on 8/3.
- Acquired off waivers by Arizona on 8/6...appeared in 16 games with the D-Backs, hitting .306 (11-for-36).

2011: Spent time in both the Atlanta and Milwaukee organizations and made 20 appearances with the Brewers.

- Made the Brewers' big league club out of spring training and hit .140 (7-for-50) with a pair of doubles before being outrighted to Triple-A Nashville on 6/15...hit .170 (15-for-88) in 23 games for the Sounds before being traded to the Atlanta Braves for cash considerations on 7/27.
- Hit .282 (20-for-71) with a home run and six RBI in 21 games for Triple-A Gwinnett.

2010: Spent the entire season with Washington and hit .203 (32-for-158) with a career-high three homers and 16 RBI.

- Made 43 starts at catcher and threw out 18.4 percent (7-for-38) of attempted basestealers.
- Following the season, played with San Juan of the Puerto Rican Winter League, hitting .279 (12-for-43) in 13 games.

2009: Established career highs in runs scored (20), RBI (26), hits (58), games played (72) and at-bats (224) in his second season with the Nationals.

- Made a career-high 65 starts at catcher...threw out 13-of-47 (27.7%) attempted basestealers.

2008: Spent the majority of the season with the Nationals and hit a career-high .261 (46-for-176) with one home run and 20 RBI in 68 games.

- Began the season with Triple-A Columbus and batted .240 (6-for-25) in nine games...contract was selected by Washington on 4/16.
- Hit his first Major League home run on 4/25 vs. CHI, a walk-off two-run shot off Bob Howry.
- Following the season, played with Mayaguez of the Puerto Rican Winter League.

2007: Split the season between New York-AL and Triple-A Scranton/Wilkes-Barre in his third season in the Yankees' organization.

- Began the season with the Yankees and hit .164 (10-for-61) with eight RBI in 26 games...was outrighted to Scranton/Wilkes-Barre on 7/25.
- Appeared in 27 games with Scranton/Wilkes-Barre and batted .256 (23-for-90).
- Following the season, played for Licey in the Dominican Winter League.

QUICK HIT

- Was San Diego's 47th-round selection in the 1995 First-Year Player Draft, making him the latest pick in Padres history to make an appearance with the big league club.

- **First MLB Hit:** July 21, 2012 vs. Arizona, single off Randy Johnson

- **First MLB Home Run:** April 25, 2008 vs. Chicago-NL, two-run, walk-off, off Bob Howry

2006: Spent the majority of the season with Triple-A Columbus, hitting .259 (83-for-321) with five home runs and 34 RBI in 88 games...also played in six games with the Yankees.

- Made his first Opening Day roster but was outrighted to Columbus on 4/13.
- Contract was selected by the Yankees on 9/1...made his lone start on 9/20 at TOR.

2005: Appeared in 102 games with Columbus, batting .289 (110-for-380) with 22 doubles, four home runs and 37 RBI.

- Began the season in the Angels' organization...traded to NY Yankees on 3/29 for RHP Bret Prinz.
- Recalled by Yankees on 9/1 and played in three games.

2004: Hit .297 (125-for-421) with 22 doubles, 10 home runs and 53 RBI in 108 games with Triple-A Salt Lake.

- Was named a Pacific Coast League Mid-Season All-Star.
- Recalled by the Angels on 8/4 but was optioned back to the Bees on 8/10 without appearing in a game.

2003: Spent the entire season with Triple-A Salt Lake and batted .283 (102-for-361) with 16 doubles, four home runs and 38 RBI in 102 games.

2002: Played in 70 games with Triple-A Portland, hitting .308 (73-for-237) with 20 doubles, seven home runs and 29 RBI.

- Hit .181 (13-for-72) with three RBI in 28 games over two stints with the Padres.
- Made his Major League debut on 7/21 vs. ARI and collected his first hit, a single off LHP Randy Johnson.
- Made 20 starts with San Diego and threw out 23.1 percent (3-of-13) attempted basestealers.
- Claimed off waivers by Anaheim on 12/20.

2001: Played the entire season with Double-A Mobile, hit .300 (99-for-330) with 24 doubles, three homers and 41 RBI.

2000: Combined to hit .263 (83-for-316) with four home runs and 39 RBI in 100 games with Single-A Rancho Cucamonga, Mobile and Triple-A Las Vegas.

1999: Hit .328 (140-for-427) with 26 doubles, seven home runs and 61 RBI in 120 games with Rancho Cucamonga.

- Named a California League mid-season All-Star after finishing second in the Padres organization and sixth in the CL in batting average.

1998: Spent the entire season with Single-A Clinton, batting .255 (97-for-380) with 22 doubles, three homers and 55 RBI in 115 games.

1997: Hit .244 (20-for-82) in 26 games between the Rookie-Level Arizona League Padres and Clinton.

- On disabled list on 6/27 through end of the season with a fractured left wrist

1996: Made his professional debut with AZL Padres and hit .345 (39-for-113) with 22 RBI.

PERSONAL

Wilbert Nieves...he and his wife, Yormarie, have one daughter, Maria Isabel...graduated from Eloisa Pascual Bairoa High School in Puerto Rico...originally signed by Padres scout Ronquito Garcia.



PLAYERS

WIL NIEVES' CAREER BATTING RECORD

YR	CLUB	AVG	G	AB	R	H	2B	3B	HR	RBI	SH	SF	HP	BB	SO	SB	CS	OBP	SLG	E
1996	AZL Padres (R)	.345	43	113	23	39	5	0	2	22	2	0	0	13	19	3	4	.413	.442	10
1997	AZL Padres (R)	.296	8	27	2	8	2	0	0	2	1	0	0	5	5	1	0	.406	.370	0
	Clinton (A)	.218	18	55	6	12	1	1	1	7	1	1	0	6	10	2	1	.290	.327	7
1998	Clinton (A)	.255	115	380	47	97	22	0	3	55	4	6	7	47	69	7	9	.343	.337	14
1999	R. Cucamonga (A)	.328	120	427	58	140	26	2	7	61	1	4	5	40	54	2	7	.389	.447	5
2000	R. Cucamonga (A)	.257	31	101	16	26	5	0	0	9	2	1	0	15	17	2	0	.350	.307	5
	Mobile (AA)	.266	68	214	18	57	4	0	4	30	2	1	1	16	22	1	1	.319	.341	4
2000	Las Vegas (AAA)	.000	1	1	0	0	0	0	0	0	0	0	0	0	0	0	0	.000	.000	0
2001	Mobile (AA)	.300	95	330	28	99	24	0	3	41	2	4	2	18	40	1	0	.336	.400	3
2002	Portland (AAA)	.308	70	237	24	73	20	2	7	29	2	1	0	5	40	0	0	.321	.498	3
	SAN DIEGO	.181	28	72	2	13	3	1	0	3	0	0	0	4	15	1	0	.224	.250	2
2003	Salt Lake (AAA)	.283	102	361	48	102	16	2	4	38	3	5	1	25	53	1	2	.327	.371	8
2004	Salt Lake (AAA)	.297	108	421	60	125	22	8	10	53	1	1	0	12	64	3	6	.316	.458	7
2005	Columbus (AAA)	.289	102	380	45	110	22	3	4	37	4	5	2	13	38	1	1	.313	.395	7
	NEW YORK-AL	.000	3	4	0	0	0	0	0	0	0	0	0	0	1	0	0	.000	.000	0
2006	NEW YORK-AL	.000	6	6	0	0	0	0	0	0	0	0	0	0	1	0	0	.000	.000	0
	Columbus (AAA)	.259	88	321	29	83	13	0	5	34	6	2	1	18	29	2	1	.298	.346	13
2007	NEW YORK-AL	.164	26	61	6	10	4	0	0	8	3	0	0	2	9	0	0	.190	.230	2
	Scranton/WB (AAA)	.256	27	90	5	23	1	2	1	8	0	1	1	6	10	1	0	.306	.344	0
2008	Columbus (AAA)	.240	9	25	3	6	1	0	0	2	1	0	0	3	6	1	0	.321	.280	0
	WASHINGTON	.261	68	176	15	46	9	1	1	20	5	2	0	13	29	0	1	.309	.341	3
2009	WASHINGTON	.259	72	224	20	58	6	0	1	26	0	5	3	17	45	1	0	.313	.299	6
2010	WASHINGTON	.203	59	158	10	32	8	0	3	16	4	1	1	8	29	0	0	.244	.310	5
2011	MILWAUKEE	.140	20	50	2	7	2	0	0	0	1	0	0	3	12	0	0	.189	.180	1
	Nashville (AAA)	.170	23	88	3	15	2	0	1	6	1	1	1	4	11	0	0	.213	.227	0
	Gwinnett (AAA)	.282	21	71	8	20	2	0	1	6	1	1	0	6	11	1	0	.333	.352	1
2012	Colo Springs (AAA)	.306	34	111	15	34	4	0	3	16	4	2	0	6	20	1	1	.336	.423	2
	COLORADO	.298	16	47	3	14	2	0	1	5	0	1	0	3	9	0	0	.333	.404	0
	ARIZONA	.306	16	36	4	11	1	0	1	3	1	0	0	1	8	0	1	.324	.417	1
2013	ARIZONA	.297	71	195	16	58	11	0	1	22	0	3	0	8	32	0	0	.320	.369	2
2014	PHILADELPHIA	.254	36	122	9	31	8	0	1	7	2	1	2	1	34	1	0	.270	.344	1
	GCL Phillies (R)@	.263	6	19	3	5	2	0	0	1	0	0	2	1	1	0	0	.364	.368	0
	Clearwater (A)@	.250	2	4	0	1	0	0	0	0	0	0	0	0	0	0	0	.250	.250	0
	Reading (AA)@	.083	3	12	0	1	0	0	0	1	0	0	0	0	2	0	0	.083	.083	0
Major League Totals		.243	421	1151	87	280	54	2	9	110	16	13	6	60	224	3	2	.281	.317	27
Minor League Totals		.284	1094	3788	441	1076	194	20	56	458	38	36	23	259	521	30	33	.331	.390	89

*Led league +Tied for league lead @Rehab assignment

CAREER FIELDING

POSITION	PCT.	G	PO	A	E	TC	DP
Catcher	.988	366	2144	165	27	2336	19
First Base	1.000	4	2	0	0	2	0
Career Totals	.988	370	2146	165	27	2338	19

SINGLE-GAME HIGHS

HITTING STREAK.....8 games, three times, last August 9-17, 2013
 HITS.....4, three times, last July 4, 2013 at New York-NL
 DOUBLES.....2, three times, last June 18, 2014 at Atlanta
 RBI.....3, twice, last August 17, 2013 at Pittsburgh
 RUNS SCORED.....2, eight times, last June 18, 2014 at Atlanta
 WALKS.....2, three times, last April 9, 2011 vs. Chicago-NL
 STRIKEOUTS.....4, July 25, 2009 vs. San Diego

HOME RUNS

CAREER MULTI-HOME RUN GAMES.....None
 CAREER GRAND SLAMS.....None
 CAREER PINCH-HIT.....None

CAREER TRANSACTIONS

1995.....Signed by the San Diego Padres as a 47th-round selection in the First-Year Player Draft.
 2002.....Claimed off waivers by the Anaheim Angels, December 20.
 2005.....Acquired by the New York Yankees in exchange for RHP Bret Prinz, March 29.
 2008.....Signed by the Washington Nationals as a minor league free agent, January 15.
 2010.....Signed by the Milwaukee Brewers as a free agent, December 20.
 2011.....Acquired by the Atlanta Braves in exchange for cash considerations, July 27.
 2011.....Signed by the Colorado Rockies as a minor league free agent, December 18.
 2012.....Claimed off waivers by the Arizona Diamondbacks from the Colorado Rockies, August 6.
 2013.....Signed by the Philadelphia Phillies as a free agent, December 5.
 2015.....Signed by the San Diego Padres as a minor league free agent, January 31.

68

NOEL



RICO NOEL

OUTFIELDER

BATS/THROWS: R/R

OPENING DAY AGE: 26

BORN: January 11, 1989 in Lawton, OK

RESIDENCE: Lawton, OK

ACQUIRED: Signed as a fifth-round selection in the 2010 First-Year Player Draft

CONTRACT STATUS: Signed through 2015

HEIGHT/WEIGHT: 5-8/170

SERVICE TIME: 0.000

NON-ROSTER INVITEE

CAREER

2014: Spent the entire season at Triple-A El Paso, batting .258 with 32 stolen bases.

- His stolen base total was the fifth-most in the Pacific Coast League and the second-most in the Padres minor league system (Mallex Smith, 88).
- Following the season, was named the "Fastest Baserunner" in the Padres organization by *Baseball America*.
- Following the season, played for Mexican Winter League champion Culican, helping the club reach the 2015 Caribbean Series title game...led the Mexican Pacific League in steals (28), ranked second in walks (36) and third in runs scored (44).

2013: Played exclusively at Double-A San Antonio, batting .266 with league-leading 59 stolen bases in helping the Missions to the Texas League title.

- Paced the Texas League with 59 stolen bases, 29 more than any other player...also finished tied for fourth in the league with 74 runs scored.
- Named to the Texas League mid-season All-Star team.

2012: Spent the entire season at High-A Lake Elsinore and stole 90 bases while batting .270.

- Stole 90 bases in 113 attempts, finishing second in the California League in steals to Billy Hamilton (104)...his 90 steals were the third-most in all of minor league baseball and set a Lake Elsinore record, surpassing Alfredo Amezaga's 73 in 2000.
- For the second consecutive season, rated as the best defensive outfielder in the Padres organization by *Baseball America* prior to the season.

2011: Stole a combined 62 bases in 67 attempts playing for Class-A Fort Wayne and High-A Lake Elsinore.

- Despite spending the first month and a half with Lake Elsinore, ended up swiping 50 bases in 54 attempts in 94 games at Fort Wayne, finishing third in the league in stolen bases.
- Rated as the best defensive outfielder in the Padres organization by *Baseball America* prior to the season.
- Named the Padres' minor league Defensive Player of the Year.

2010: Began his professional career with Short-A Eugene, playing 32 games before a short 12-game stint at Class-A Fort Wayne.

PERSONAL

Jablonski (Rico) Noel...originally signed by Padres' scout Adam Bourassa...played collegiately at Costal Carolina University, where he was named the Big South Conference Preseason Player of the Year in 2009....owned a share of the NCAA lead with 48 stolen bases in 2009.

RICO NOEL'S CAREER BATTING RECORD

YR	CLUB	AVG	G	AB	R	H	2B	3B	HR	RBI	SH	SF	HP	BB	SO	SB	CS	OBP	SLG	E
2010	Eugene (A)	.277	32	112	22	31	2	2	1	15	1	0	4	25	24	14	3	.426	.357	3
	Fort Wayne (A)	.136	12	44	3	6	0	1	0	7	0	0	3	5	8	3	0	.269	.182	0
2011	Lake Elsinore (A)	.210	32	100	19	21	2	2	0	6	1	0	2	13	19	12	1	.313	.270	3
	Fort Wayne (A)	.253	94	375	70	95	20	3	3	40	9	1	16	37	75	50	4	.345	.347	2
2012	Lake Elsinore (A)	.270	134	514	79	139	14	2	0	30	8	1	8	62	151	90	23	.357	.305	7
2013	San Antonio (AA)	.266	131	496	74	132	23	5	0	41	10	5	13	52	119	59*	19	.348	.331	9
2014	El Paso (AAA)	.258	109	333	49	86	11	1	2	27	6	2	3	41	81	32	6	.343	.315	5
Minor League Totals		.258	544	1974	316	510	72	16	6	166	35	9	49	235	477	260	56	.350	.320	29

*Led league +Tied for league lead @Rehab assignment

CAREER TRANSACTIONS

2010.....Signed by the San Diego Padres as a fifth-round selection in the First-Year Player Draft.



DEREK NORRIS

CATCHER

BATS/THROWS: R/R**OPENING DAY AGE:** 26**BORN:** February 14, 1989 in Goddard, KS**RESIDENCE:** Goddard, KS**ACQUIRED:** From OAK with RHP Seth Streich and cash considerations in exchange for RHP R. J. Alvarez and RHP Jesse Hahn; December 18, 2014**CONTRACT STATUS:** Signed through 2015**HEIGHT/WEIGHT:** 6-0/210**SERVICE TIME:** 2.102

CAREER

2014: Posted career-highs in nearly every offensive category for the Athletics en route to being named to his first All-Star team.

- Set career-bests in games (127), at-bats (385), runs (46), hits (104), doubles (19), home runs (10), RBI (55), walks (54), batting average (.270), slugging percentage (.403) and OPS (.763).
- Had a .276 batting average in 114 games as a catcher, the second-best average by an AL backstop...also had the second-best on-base percentage (.364) and third-best slugging percentage (.411).
- Since 6/29/13, has hit .285/.374/.440, the fifth-best batting average, the best OBP and seventh-best SLG of any Major League catcher...ranked fourth in the AL with a .394 OBP when leading off an inning.
- Hit .294 with eight home runs, 37 RBI and a .402 on-base percentage in 70 games before the All-Star Break...batted .245 with two home runs, 18 RBI and a .314 on-base percentage in 57 games after the break.
- Posted a .330 batting average (35-for-106) with runners in scoring position, the ninth-best mark in the AL and fourth-best among Major League catchers with 100 or more plate appearances with RISP...is a .315 (69-for-219) career hitter with RISP, the fifth-best average by a catcher since 2012.
- Batted .311 (47-for-151) with a .470 slugging percentage against left-handed pitching compared to a .244 average (57-for-234) with a .359 slugging percentage against right-handers...among big league hitters with at least 150 AB vs. LHP, his average ranked eighth and his SLG ranked 11th...hit five of his 10 home runs off lefties.
- Hit .303 with seven home runs and 38 RBI in 64 games at home compared to .240 with three home runs and 17 RBI in 63 games on the road.
- Was 4-for-15 (.267) with a double, a home run, five RBI and three walks as a pinch-hitter...his RBI total ranked tied for third among AL hitters in the pinch.
- Turned in a 3.13 catchers ERA, the lowest mark in the AL and third lowest in the Majors...it was the lowest by an AL catcher since the A's Terry Steinbach had a 2.88 ERA in 1989.
- Started games at every spot in the order except first, third and ninth...saw his most action with 47 starts batting fifth.

QUICK HIT

- **Was an American League All-Star in 2014.**
- **Since 2013, has hit .316/.402/.525 (95-for-301) vs. left-handed pitching, the fifth-best average, seventh-best on-base percentage and sixth-best slugging percentage in the Majors (min. 300 PA)**
- **First MLB Hit:** June 23, 2012 vs. San Francisco, single off Madison Bumgarner
- **First MLB Home Run:** June 24, 2012 vs. San Francisco, three-run off Santiago Casilla

2013: Hit .246 in 98 games with the A's, a 45-point improvement over his rookie season average of .201 in 2012.

- Finished the campaign 16 doubles, nine home runs, 30 RBI, five stolen bases, 37 walks and 41 runs scored.
- Was hitting .188 with three home runs and 15 RBI in 56 games through June 28, but hit .343 with six home runs and 15 RBI in 42 games from 6/29 through the end of the season.
- Batted .320 (48-for-150) with all nine of his home runs and 25 of his 30 RBI against left-handed pitching compared to .149 (17-for-114) against right-handers...slugged .580 against lefties compared to .184 against righties.
- Made a team-leading 71 starts at catcher...since 1981, the only A's team-leader to make fewer than 72 starts behind the plate was current Houston Astros manager A.J. Hinch in 1999 (67).
- Also appeared in one game at first base and went 3-for-7 (.429) in two starts at designated hitter.
- Hit 3-for-15 (.200) with three walks, three home runs and five RBI as a pinch hitter...tied for second in the American League in pinch homers and tied for fifth in RBI...was the fifth player in Oakland history with three-or-more pinch-hit homers in a season and the first since Jeff Burroughs set the record with four in 1982.
- Made his most starts in the order batting eighth (27) and started in every spot except first, third and fourth...hit .290 with six of his nine home runs in 34 games overall hitting eighth.

2012: Split the season between Triple-A Sacramento and Oakland...hit .201 with seven home runs and 34 RBI in 60 games in what was his Major League debut with the Athletics.

- Added eight doubles, a triple, 19 runs scored, five stolen bases and 21 walks during his time in Oakland... his stolen base total was a franchise record for a rookie catcher.
- Started the season in Triple-A Sacramento, hitting .271 with 14 doubles, two triples, nine home runs, 38 RBI, 21 walks and 39 runs scored in 58 games for the River Cats.
- Recalled from Sacramento 6/21, making his Major League debut with a start at catcher that day against LAD, going 0-for-3... hit safely in each of his next seven games from 6/23 to 7/2... was 10-for-27 (.370) with two home runs and six RBI over that stretch.
- Singled off SF Madison Bumgarner in the fifth on 6/23 for his first ML hit... added a RBI single in the ninth for his first RBI.
- Hit his first big league home run 6/24 against SF, a three-run, walk-off shot in the ninth inning off Santiago Casilla... according to ELIAS, he was the third player in Athletics history to hit a game-ending home run for his first ML home run.
- Optioned to Sacramento on 7/30 and returned to the big league club for good on 8/3 after Kurt Suzuki was traded to WSH.
- Appeared in all five ALDS games, four starts, against DET and went 1-for-12 (.083)... his start in Game 1 at Detroit came at the age of 23 years, 235 days, which made him the youngest catcher to start a postseason game in Athletics history.
- A's pitchers had a 3.08 ERA with him behind the plate compared to 3.69 with all other catchers... the ERA was the lowest among American League catchers with 50 or more games played.
- Was acquired by OAK with RHP A.J. Cole, LHP Tommy Milone and RHP Brad Peacock from WSH in exchange for RHP Robert Gilliam and LHP Gio Gonzalez on 12/23/11.

2011: Made his Double-A debut with Harrisburg (WSH) of the Eastern League and batted .210 with 20 home runs and 46 RBI in 104 games

- His home run total ranked third among all Nationals farmhands... his 16.70 at-bats per home run was the best mark in the Eastern League.
- Led Harrisburg in runs scored (75) and walks (77) and ranked third in the EL in base on balls.
- Tossed out 39 of 97 (40.2%) attempted base stealers, which was the best mark in the league.
- Played for Scottsdale in the Arizona Fall League following the season and was named to the AFL All-Prospect Team after batting .276 with two home runs and 11 RBI in 21 games... also played in the AFL Rising Stars Game.
- Rated by *Baseball America* as being the Nationals ninth-best prospect.

2010: Hit .235 in 94 games with Single-A Potomac but ranked 10th in the minors with 89 walks to qualify for a .419 on-base percentage.

- Led the Carolina League in runs scored and ranked second in on-base percentage... hit 12 home runs and his average of 24.83 at bats per home run was third best in the league.
- Tossed out 29 of 57 (50.9%) attempted base stealers.
- Was rated as the Nationals second-best prospect by *Baseball America* following the season, his second consecutive year in the number two spot... was also listed as having the Best Strike-Zone Discipline in the magazine's Best Tools survey.
- Rated by MiLB.com as the Class-A Best Hitter of the Year and was a MiLB.com Organization All-Star.
- Played for Scottsdale in the Arizona Fall League following the season and hit .278 with four home runs and 19 RBI in 16 games... his .667 slugging percentage ranked second in the AFL.

2009: Was named the Nationals Minor League Player of the Year after pacing full-season Washington farmhands in home runs, walks, on-base percentage (.413) and slugging percentage (.513).

- Hit .286 with 23 home runs and 84 RBI in 126 games with Single-A Hagerstown... added 90 walks, which was tied for seventh in all of the minor leagues.
- Led the South Atlantic League in walks (90), intentional walks (9) and on-base percentage (.413), ranked second in home runs, tied for second in extra base hits (53), fourth in RBI and runs scored (78) and fifth in slugging.
- Named to the SAL mid-Season and post-season All-Star teams and was also named the Most Outstanding Major League Prospect... was also honored as a Topps Single-A All-Star.
- Rated by *Baseball America* as being the second-best prospect in the Nationals system following the season.
- Had surgery to remove his left hamate performed by Dr. Thomas Graham in Baltimore on 10/8.

2008: Hit .278 with 10 home runs and 38 RBI in 70 games with Vermont of the Short-Season Single-A New York-Penn League.

- In addition, also set new club records and led the NYPL with 63 walks and a .444 on-base percentage.
- Appeared in 47 games at catcher and tossed out 23 of 49 (46.9%) attempted base stealers, the best percentage in the NYPL.
- Earned a variety of honors, including being named to the New York-Penn League mid-season All-Star Team, the *Baseball America* Short-Season All-Star Team and the Topps Short-Season/Rookie All-Star Team.
- Rated by *Baseball America* as being the fourth-best prospect in the NYPL and the Nationals' sixth-best prospect.

2007: Began his professional career with the Nationals Rookie-Level affiliate in the Gulf Coast League and hit .203 with four home runs and 15 RBI in 37 games.

- Twelve of his 25 hits were for extra bases as he also collected six doubles and two triples.
- Signed with the Nationals as a fourth-round selection in the June First-Year Player Draft out of Goddard HS (KS).



PLAYERS

PERSONAL

Derek Russell Norris...engaged to Kristen...originally signed by Washington scout Ryan Fox...is a 2007 graduate of Goddard (KS) High School...in 2007, was Kansas Gatorade Baseball Player of the Year...also earned spot on Louisville Slugger All-American team as a senior...began catching as a senior in high school, having played third base prior...signed a Letter of Intent to play baseball at Wichita State University (KS) before being drafted...originally signed by Nationals' scout Ryan Fox.

DEREK NORRIS' CAREER BATTING RECORD

YR	CLUB	AVG	G	AB	R	H	2B	3B	HR	RBI	SH	SF	HP	BB	SO	SB	CS	OBP	SLG	E
2007	GCL Nationals (R)	.203	37	123	16	25	6	2	4	15	0	1	2	25	38	2	1	.344	.382	6
2008	Vermont (R)	.278	70	227	42	63	12	0	10	38	0	4	8	63*	56	11	9	.444*	.463	10
2009	Hagerstown (A)	.286	126	437	78	125	30	0	23	84	0	5	8	90*	116	6	3	.413*	.513	18
2010	Potomac (A)	.235	94	298	67	70	19	0	12	49	0	4	8	89*	94	6	3	.419	.419	7
2011	Harrisburg (AA)	.210	104	334	75	70	17	1	20	46	3	2	7	77	117	13	4	.367	.446	8
2012	Sacramento (AAA)	.271	58	218	39	59	14	2	9	38	0	6	1	21	41	5	1	.329	.477	2
	OAKLAND	.201	60	209	19	42	8	1	7	34	0	1	1	21	66	5	1	.276	.349	5
2013	OAKLAND	.246	98	264	41	65	16	0	9	30	1	2	4	37	71	5	0	.345	.409	3
	Sacramento (AAA)@	.429	3	14	3	6	0	0	2	4	0	0	0	0	3	0	0	.429	.857	1
2014	OAKLAND	.270	127	385	46	104	19	1	10	55	1	1	1	54	86	2	2	.361	.403	6
Major League Totals		.246	285	858	106	211	43	2	26	119	2	4	6	112	223	12	3	.336	.392	14
Minor League Totals		.253	492	1651	320	418	98	5	80	274	3	22	34	365	465	43	21	.394	.464	52

*Led league +Tied for league lead @Rehab assignment

WILD CARD GAME RECORD

YR	CLUB	AVG	G	AB	R	H	2B	3B	HR	RBI	SH	SF	HP	BB	SO	SB	CS	OBP	SLG
2014	OAK at KC	.200	1	5	1	1	0	0	0	0	1	0	0	0	2	0	0	.200	.200

DIVISION SERIES RECORD

YR	CLUB	AVG	G	AB	R	H	2B	3B	HR	RBI	SH	SF	HP	BB	SO	SB	CS	OBP	SLG
2012	OAK vs. DET	.083	5	12	0	1	0	0	0	0	0	0	0	0	6	0	1	.083	.083
2013	OAK vs. DET	.000	1	1	0	0	0	0	0	0	0	0	0	0	1	0	0	.000	.000
Division Series Totals		.077	6	13	0	1	0	0	0	0	0	0	0	0	7	0	1	.077	.077

ALL-STAR RECORD

YR	CLUB	AVG	G	AB	R	H	2B	3B	HR	RBI	SH	SF	HP	BB	SO	SB	CS	OBP	SLG
2014	AL vs. NL (at MIN)	.500	1	2	1	1	0	0	0	0	0	0	0	0	1	0	0	.500	.500

CAREER FIELDING

POSITION	PCT.	G	PO	A	E	TC	DP
Catcher	.992	263	1745	92	14	1851	7
First Base	1.000	1	4	0	0	4	0
Career Totals	.992	264	1749	92	14	1855	7

SINGLE-GAME HIGHS

HITTING STREAK.....8 games, August 3-12, 2012
 HITS.....3, seven times, last September 9, 2014 at Chicago-AL
 DOUBLES.....2, two times, last April 29, 2014 at Texas
 RBI.....6, May 11, 2014 vs. Washington
 RUNS SCORED.....3, September 20, 2013 vs. Minnesota
 WALKS.....3, two times, last May 20, 2014 at Tampa Bay
 STRIKEOUTS.....3, six times, last August 27, 2014 at Houston

HOME RUNS

CAREER MULTI-HOME RUN GAMES (1)...May 11, 2014 vs. Washington
 CAREER GRAND SLAMS (1).....May 26, 2014 vs. Detroit (Phil Coke)
 CAREER PINCH-HIT (4).....June 17, 2014 vs. Texas (Shawn Tolleson)
 September 27, 2013 at Seattle (Oliver Perez)
 August 6, 2013 at Cincinnati (Aroldis Chapman)
 July 27, 2013 vs. Los Angeles-AL (Scott Downs)

CAREER TRANSACTIONS

2007.....Signed with the Washington Nationals as a fourth-round selection in the First-Year Player Draft.
 2011.....Acquired by the Oakland Athletics with RHP A.J. Cole, LHP Tommy Milone and RHP Brad Peacock in exchange for RHP Robert Gilliam and LHP Gio Gonzalez, December 23.
 2014.....Acquired by the San Diego Padres along with RHP Seth Streich and international bonus compensation in exchange for RHP R.J. Alvarez and RHP Jesse Hahn, December 18.



AARON NORTHCRAFT

RIGHT-HANDED PITCHER

45

NORTHCRAFT

BATS/THROWS: R/R
OPENING DAY AGE: 24

BORN: May 28, 1990 in Tucson, AZ

RESIDENCE: Newport Beach, CA

ACQUIRED: From ATL with OF Justin Upton for LHP Max Fried, INF Dustin Peterson, OF Mallex Smith, INF Jace Peterson and international bonus compensation: December 19, 2014

CONTRACT STATUS: Signed through 2015

HEIGHT/WEIGHT: 6-4/210
SERVICE TIME: 0.002

NON-ROSTER INVITEE

CAREER

2014: Split the season between Double-A Mississippi and Triple-A Gwinnett, posting a combined 7-10 record with a 4.70 ERA in 26 games, 24 starts.

- Began the season with the Double-A Mississippi Braves, where he was named a Southern League mid-season All-Star after he went 7-3 with a 2.88 ERA (21 ER, 65.2 IP) and 62 strikeouts against 24 walks in 13 games, 12 starts.
- Promoted to Gwinnett on 6/24 for his first career Triple-A stint and went 0-7 with a 6.54 ERA (47 ER, 64.2 IP) and 51 strikeouts against 31 walks in 13 games, 12 starts.
- Following the season, appeared in six games, all starts, for Peoria of the Arizona Fall League, going 2-3 with a 2.42 ERA (6 ER, 22.1 IP) and 14 strikeouts against nine walks.

2013: Spent the entire 2013 season with Double-A Mississippi, pitching to a 8-8 record with a 3.42 ERA and 121 strikeouts against 51 walks in 26 games, all starts.

- Led the club in starts and innings pitched (137.0), while ranking second in strikeouts and tied for second in wins.
- Entered the season rated by MLB.com as being the 12th-best prospect in the Braves system.
- Following the season, pitched for Peoria of the Arizona Fall League, going 1-5 with a 8.00 ERA in seven starts.

2012: Pitched the entire season with Advanced-A Lynchburg, going 10-11 with a 3.98 ERA and 160 strikeouts against 53 walks in 27 games, all starts.

- His strikeout total led the Carolina League and ranked tied for eighth in all of minor league baseball...his 9.49 strikeouts per nine innings led the league and ranked third among minor league pitchers with at least 150.0 IP.
- Tied for the CL lead in starts (27), ranked third in innings pitched (151.2) and ranked fourth in wins (10).

2011: Spent the entire season with Single-A Rome, going 7-8 with a 3.34 ERA.

- Ranked seventh among Braves farmhands and sixth in the South Atlantic League in ERA...led the club in wins.

2010: Split the season between Rookie-Level Danville and Single-A Rome.

- Was promoted to Rome after going 6-1 with a 2.73 ERA (16 ER, 52.2 IP) in 10 appearances, nine starts, for Danville.
- Selected as the July Pitcher of the Month for Danville (3-0, 1.37 ERA).
- Went 1-3 with a 8.16 ERA (13 ER, 14.1 IP) in four games, three starts, for Rome.

2009: Appeared in 11 games, 10 starts, for the Rookie-Level GCL Braves after being selected in the 10th-round of the First-Year Player Draft out of Mater Dei High School (CA).

PERSONAL

Aaron Lee Northcraft...graduated from Mater Dei High School in Santa Ana, Calif...originally signed by Braves scout Tom Battista.

AARON NORTHCRAFT'S CAREER PITCHING RECORD

YR	CLUB	W-L	ERA	G	GS	CG	SHO	SV	IP	H	R	ER	HR	HB	BB	SO	WP	BK	AVG
2009	GCL Braves (R)	1-2	4.50	11	10	0	0	0	40.0	33	26	20	2	9	21	31	4	0	.229
2010	Danville (R)	6-1	2.73	10	9	0	0	0	52.2	44	18	16	1	9	9	38	6	0	.228
	Rome (A)	1-3	8.16	4	3	0	0	0	14.1	21	18	13	1	1	15	8	4	0	.328
2011	Rome (A)	7-8	3.34	23	19	0	0	0	113.1	108	53	42	8	12	41	88	9	0	.254
2012	Lynchburg (A)	10-11	3.98	27	27	2	1	0	151.2	143	83	67	4	8	53	160	9	0	.247
2013	Mississippi (AA)	8-8	3.42	26	26	0	0	0	137.0	124	66	52	7	14	51	121	5	2	.241
2014	Mississippi (AA)	7-3	2.88	13	12	0	0	0	65.2	57	21	21	2	3	24	62	2	0	.228
	Gwinnett (AAA)	0-7	6.54	13	12	0	0	0	64.2	86	50	47	6	8	31	51	4	0	.317
Minor League Totals		40-43	3.91	127	118	2	1	0	639.1	616	335	278	31	64	245	559	43	2	.252

*Led league +Tied for league lead @Rehab assignment

CAREER TRANSACTIONS

2009.....Signed by the Atlanta Braves as a 10th-round selection in the First Year Player Draft.

2014.....Acquired by the San Diego Padres along with OF Justin Upton in exchange for LHP Max Fried, INF Dustin Peterson, OF Mallex Smith and INF Jace Peterson as well as international bonus compensation, December 19.



66



RAMIRO PEÑA

INFIELDER

BATS/THROWS: S/R

OPENING DAY AGE: 29

BORN: July 18, 1985 in Monterrey, Mexico

RESIDENCE: San Nicolas de los Garza, Mexico

ACQUIRED: Signed as a minor league free agent: January 29, 2015

CONTRACT STATUS: Signed through 2015

HEIGHT/WEIGHT: 5-11/200

SERVICE TIME: 4.089

NON-ROSTER INVITEE

CAREER

2014: Appeared in 81 games for the Atlanta Braves, setting career-highs in hits (36) and walks (13).

- Made 29 starts, including 14 at second base, 10 at shortstop and five at third base.
- In his 30 appearances from 7/10 through the end of the season, hit .340 (18-for-53) with three doubles and five walks.
- Hit .298 while playing 37 games for the Mexican Winter League champion and Caribbean Series runner-up Culican.

QUICK HIT

- **First MLB Hit:** April 9, 2009 at Baltimore, single off Chris Ray
- **First MLB Home Run:** September 28, 2009 vs. Kansas City, solo off Luke Hochevar

2013: Appeared in 50 games for the Braves before undergoing season-ending surgery to repair a torn labrum in his right shoulder on 6/27, performed by Dr. James Andrews.

- Hit .278 with five doubles, one triple, a career-most three homers and 12 RBI before being placed on the disabled list.
- Hit .368 (14-for-38) in 20 games in June, compiling four RBI and scoring eight runs while tallying a pair of doubles, a triple and a home run.
- Prior to the season, signed with Atlanta as a free agent on 12/20.

2012: Split his eighth and final season in the Yankees organization between Triple-A Scranton/Wilkes-Barre and New York.

- Played 101 games with Scranton/Wilkes-Barre and just three games with the Yankees...logged one hit in four at-bats with the big league club.
- Ranked among the Scranton/WB team leaders in sacrifice hits (2nd, four), games played (T-2nd, 101), triples (T-2nd, three), at-bats (3rd, 360) and hits (4th, 93).
- Made appearances at second base (18 games), third base (16 games) and shortstop (69 games) for the RailRiders.
- Following the season, played for the Tomateros de Culiacan of the Mexican Pacific League, where he hit .294 with 12 doubles, one triple, six home runs and 23 RBI in 60 games.

2011: Split the season between Triple-A Scranton/Wilkes-Barre and New York, appearing in 23 games over two stints with the Yankees.

- Hit .100 (4-for-40) with one home run and four RBI during his time in the Majors compared to a .273 average, four home runs and 18 RBI in 55 games in Triple-A.
- Was recalled from Scranton/WB the first time on 5/6, but did not appear in a game before being optioned back on 5/12....was recalled for a second time on 6/14 when Derek Jeter was placed on the DL.
- Placed on the 15-day disabled list on 7/18 (his 26th birthday) after having an emergency appendectomy that morning in Tampa, Fla.
- Following the season, played in 36 games with Tomateros de Culiacan of the Mexican Pacific League and hit .246 with four home runs and 22 RBI.

2010: Made his second career Opening Day roster and appeared in 85 games for the New York Yankees.

- Hit .227 with a double, a triple and 18 RBI...hit .264 (19-for-72) in 44 games following the All-Star Break.
- Hit safely in 12 of his last 19 games of the season, including a career-long seven game hitting streak from 8/22-9/5.
- Appeared on both the ALDS and ALCS rosters, but did not appear in a game.

2009: Made his first career Opening Day roster and played in 69 games over three stints with the New York.

- Became the first Yankee without experience above Double-A to make an Opening Day roster since RHP Jose Contreras in 2003 and the first position player since 3B Scott Seabol in 2001.
- Made his Major League debut on 4/6 at BAL (Opening Day), entering the game as a pinch runner in the eighth inning.
- Collected his first Major League hit in his first career plate appearance on 4/9 at BAL, singling off Chris Ray in the ninth...according to ELIAS was only the second Yankees player since 1963 to get a hit in his first plate appearance during the first week of a season (Hideki Matsui, 2003).
- Was optioned to Triple-A Scranton/Wilkes-Barre on 7/1, recalled by the Yankees on 8/7, optioned again on 8/21 and recalled for the final time on 9/1.
- Hit his first career home run on 9/21 vs. KC, a solo shot of Luke Hochevar.

Peña continued:

- Added to the World Series roster prior to Game 5 when Melky Cabrera was injured, but did not make an appearance.
- Appeared in a total of 49 games for Scranton/WB, hitting .231 with nine doubles, two homers and nine RBI.
- Following the season, appeared in 26 games with Culican of the Mexican Winter League, batting .247 with four RBI.

2008: Spent the entire campaign with Double-A Trenton, helping the Thunder to the Eastern League title.

- Hit .266 with 20 doubles, seven triples, two home runs and 45 RBI in 111 regular season games...hit .345 (10-for-29) with six runs and two stolen bases in seven postseason games.
- Appeared for the World Team at the SiriusXM Futures Game at Yankee Stadium, going 0-for-1 with a walk.
- Was tabbed as the "Best Defensive Infielder" in the Yankees organization and Eastern League by *Baseball America*.
- Played winter ball with Culican in the Mexican Winter League.

2007: Was limited to just 52 games with Double-A Trenton due to injuries.

- Was shelved with a groin strain from 5/24-6/1 and suffered a season-ending dislocated right shoulder on 6/18.

2006: Endured three stints on the disabled list and batted .257 in 80 combined games between Double-A Trenton and Single-A Tampa.

2005: In his first professional season, played in 91 combined games between Tampa and Trenton.

PERSONAL

Ramiro Gauna Peña...originally signed by Yankees scout Carlos Rios.

RAMIRO PEÑA'S CAREER BATTING RECORD																				
YR	CLUB	AVG	G	AB	R	H	2B	3B	HR	RBI	SH	SF	HP	BB	SO	SB	CS	OBP	SLG	E
2005	Tampa (A)	.247	23	73	11	18	4	1	1	6	2	2	0	9	12	1	0	.321	.370	4
	Trenton (AA)	.250	68	236	28	59	5	2	0	12	8	1	0	10	48	4	1	.279	.288	15
2006	Trenton (AA)	.198	26	86	6	17	2	0	0	6	5	1	1	5	19	0	1	.247	.221	2
	Tampa (A)	.280	54	218	31	61	4	2	0	23	4	4	4	16	26	8	4	.335	.317	12
2007	Trenton (AA)	.252	52	202	23	51	7	1	0	10	7	0	2	22	33	7	3	.332	.297	4
2008	Trenton (AA)	.266	111	443	57	118	20	7	2	45	12	6	4	41	86	8	6	.330	.357	21
2009	NEW YORK-AL	.287	69	115	17	33	6	1	1	10	1	0	0	5	20	4	1	.317	.383	5
	Scranton/WB (AAA)	.231	43	156	18	36	9	0	2	9	6	0	0	18	28	5	1	.310	.327	2
2010	NEW YORK-AL	.227	85	154	18	35	1	1	0	18	4	2	1	6	27	7	1	.258	.247	5
2011	Scranton/WB(AAA)@	.273	55	209	27	57	12	1	4	18	1	0	1	20	35	3	2	.339	.397	4
	NEW YORK-AL	.100	23	40	5	4	0	0	1	4	2	1	1	2	11	0	0	.159	.175	5
2012	Trenton (AA)@	.429	2	7	1	3	0	0	0	2	0	0	0	0	1	0	0	.429	.429	1
	Scranton/WB (AAA)	.258	101	360	40	93	13	3	2	29	4	3	3	34	74	1	3	.325	.328	10
2013	NEW YORK-AL	.250	3	4	0	1	0	0	0	0	0	0	0	0	0	0	0	.250	.250	0
	ATLANTA	.278	50	97	14	27	5	1	3	12	1	1	0	8	18	0	2	.330	.443	0
2014	ATLANTA	.245	81	147	9	36	6	0	3	9	4	1	0	13	38	1	0	.304	.347	7
Major League Totals		.244	311	557	63	136	18	3	8	53	12	5	2	34	114	12	4	.288	.330	22
Minor League Totals		.258	535	1990	242	513	76	17	11	160	49	17	15	175	362	37	21	.320	.330	75

*Led league +Tied for league lead @Rehab assignment

WORLD BASEBALL CLASSIC RECORD

YR	CLUB	AVG	G	AB	R	H	2B	3B	HR	RBI	SH	SF	HP	BB	SO	SB	CS	OBP	SLG
2013	Mexico	.231	3	13	2	3	3	0	0	1	2	0	0	0	1	0	0	.231	.462

CAREER FIELDING

POSITION	PCT.	G	PO	A	E	TC	DP
Second Base	.983	71	74	99	3	176	25
Third Base	.960	137	43	148	8	199	18
Shortstop	.950	84	81	127	11	219	31
Right Field	1.000	2	1	0	0	1	0
Career Totals	.963	294	199	374	22	595	74

SINGLE-GAME HIGHS

HITTING STREAK.....7 games, twice, last 9/13 - 9/26/14
HITS3, twice, last 6/26/09 at NYM
DOUBLES2, 6/26/09 at NYM
RBI.....3, 4/11/14 vs. WSH
RUNS SCORED.....2, eight times, last 5/22/13 vs. MIN
WALKS2, four times, last 8/3/14 at SD
STRIKEOUTS.....2, 17 times, last 8/11/14 vs. LAD

HOME RUNS

CAREER MULTI-HOME RUN GAMESNone
CAREER GRAND SLAMSNone
CAREER PINCH-HITNone

CAREER TRANSACTIONS

2005.....Signed by the New York Yankees as a non-drafted free agent, February 18.
2012.....Signed by the Atlanta Braves as a free agent, December 12.
2015.....Signed by the San Diego Padres as a minor league free agent, January 29.

**KEVIN QUACKENBUSH****RIGHT-HANDED PITCHER****59****BATS/THROWS:** R/R**OPENING DAY AGE:** 26**BORN:** November 28, 1988 in Land O'Lakes, FL**RESIDENCE:** Land O'Lakes, FL**ACQUIRED:** Signed as an eighth-round selection in the 2011 First-Year Player Draft**CONTRACT STATUS:** Signed through 2015**HEIGHT/WEIGHT:** 6-4/220**SERVICE TIME:** 0.157**CAREER**

2014: Split the season between Triple-A El Paso and San Diego, pitching to a 3-3 record with a 2.48 ERA (15 ER, 54.1 IP) and six saves in 56 games in his Major League debut.

- Selected from Triple-A El Paso on 4/25 and made his Major League debut that night, allowing two runs on two hits with a strikeout and a walk over 1.2 innings at WSH.
- Overall, recalled to the big leagues five times, all of which came in a 22-day span from 4/25 to 5/17.
- Earned his first career win on 5/27 at ARI after working 1.1 scoreless innings... recorded his first save on 8/20 at LAD.
- His six saves during the 2014 season were tied for the fifth-most in franchise history by a rookie pitcher behind only Butch Metzger in 1976 (16), Luis DeLeon in 1982 (15), Al Severinsen in 1971 (8) and Dale Thayer in 2012 (7).
- His 56 strikeouts were tied for the 10th-most in franchise history by a rookie reliever while his 9.28 strikeouts per nine innings were the sixth-best in franchise history by a rookie relief pitcher.
- Also recorded 10 holds, making him one of two Padres rookie pitchers since 1994 to record 6+ saves and 10+ holds in the same season, joining Dale Thayer in 2012 (seven saves, 22 holds)...overall, he was the 10th National League pitcher to accomplish this feat and 17th Major League pitcher to do so.
- Posted a 1.26 ERA (2 ER, 14.1 IP) and six saves in 13 games for El Paso.

QUICK HIT

- **Named 2012 MiLB Relief Pitcher of the Year** after posting a 0.94 ERA in 52 outings at Lake Elsinore.

- **First MLB Win:** May 27, 2014 at Arizona
- **First MLB Save:** August 20, 2014 at Los Angeles-NL

2013: Continued his ascent in the organization, splitting his season between Double-A San Antonio and Triple-A Tucson, posting a 10-2 record with a 1.66 ERA (12 ER, 65.0 IP).

- Opened the campaign with San Antonio, allowing one earned run and two extra-base hits (one double, one home run) in 31.0 innings and was named to league's All-Star squad...did not play due to promotion to Triple-A Tucson.
- After early struggles following promotion to Tucson (6.75 ERA over first five outings), posted a 1.98 ERA over his final 23 appearances.

2012: Voted by fans as MiLB.com Relief Pitcher of the Year after going 3-2 with a 0.94 ERA (6 ER, 57.2 IP), 27 saves in 30 opportunities and 70 strikeouts against 22 walks in 52 outings for Single-A Lake Elsinore.

- Led the California League with 27 saves and finished tied for sixth with 52 appearances.
- Named a California League mid- and post-Season All-Star.
- Pitched in the Arizona Fall League following the season, posting a 2.45 ERA (3 ER, 11.0 IP) with 16 strikeouts against three walks over 11 relief outings...selected to play in the Arizona Fall League Rising Stars game.

2011: Split the campaign between Short-Season Eugene and Single-A Fort Wayne...combined to go 2-1 with a 0.64 ERA (3 ER, 42.0 IP), 18 saves and 71 strikeouts against 12 walks in 35 total outings.

- Began the year with Eugene, posting a 0.44 ERA (1 ER, 20.2 IP), nine saves and 33 strikeouts against six walks in 17 relief appearances before being promoted to Single-A Fort Wayne.
- Was nine-for-nine in save opportunities for the TinCaps.

PERSONAL

Kevin Robert Quackenbush...attended the University of South Florida where he set a school record for relievers with a 0.80 ERA in 2011...also led the Big East Conference and ranked 13th nationally with 12 saves in 2011...graduated from Jesuit High School (FL) where he pitched no-hitters as both a junior and senior...signed by Padres' scout Willie Bosque.

KEVIN QUACKENBUSH'S CAREER PITCHING RECORD																				
YR	CLUB	W-L	ERA	G	GS	CG	SHO	SV	IP	H	R	ER	HR	HB	BB	SO	WP	BK	AVG	
2011	Eugene (A)	1-0	0.44	17	0	0	0	9	20.2	13	1	1	0	0	6	33	1	0	.188	
	Fort Wayne (A)	1-1	0.84	18	0	0	0	9	21.1	12	2	2	0	0	6	38	0	0	.158	
2012	Lake Elsinore (A)	3-2	0.94	52	0	0	0	27*	57.2	42	9	6	1	0	22	70	3	0	.205	
2013	San Antonio (AA)	2-0	0.29	29	0	0	0	13	31.0	16	4	1	1	3	10	46	0	1	.151	
	Tucson (AAA)	8-2	2.91	28	0	0	0	4	34.0	33	14	11	0	2	19	38	0	0	.256	
2014	El Paso (AAA)	0-0	1.26	13	0	0	0	6	14.1	9	2	2	0	0	4	12	0	0	.180	
	SAN DIEGO	3-3	2.48	56	0	0	0	6	54.1	42	15	15	2	2	18	56	1	1	.212	
Major League Totals		3-3	2.48	56	0	0	0	6	54.1	42	15	15	2	2	18	56	1	1	.212	
Minor League Totals		15-5	1.16	157	0	0	0	68	179.0	125	32	23	2	5	67	237	4	1	.197	

*Led league +Tied for league lead @Rehab assignment

2014 AND CAREER BATTING RECORD																				
YR	CLUB	AVG	G	AB	R	H	2B	3B	HR	RBI	SH	SF	HP	BB	SO	SB	CS	OBP	SLG	
2014	SAN DIEGO	-	-	-	-	-	-	-	-	-	-	-	-	-	-	-	-	-	-	-
CAREER FIELDING																				
POSITION		PCT.	G	PO	A	E	TC	DP												
Pitcher		1.000	56	3	5	0	8	0												

SINGLE-GAME HIGHS																				
INNINGS PITCHED.....		2.0 IP, twice, last September 6, 2014 at Colorado																		
LOW-HIT COMPLETE GAME.....		None																		
STRIKEOUTS.....		3, September 6, 2014 at Colorado																		
MOST HITS ALLOWED.....		2, 11 times, last September 24, 2014 vs. Colorado																		
MOST RUNS ALLOWED.....		3, August 23, 2014 at Arizona																		
MOST WALKS ALLOWED.....		2, four times, August 29, 2014 at Los Angeles-NL																		
MOST HOME RUNS ALLOWED.....		1, twice, last August 23, 2014 at Arizona																		
CAREER WINNING STREAK.....		1, three times, last September 2																		
CAREER 10-STRIKEOUT GAMES.....		None																		
CAREER HOME RUNS HIT.....		None																		

CAREER TRANSACTIONS																				
2011.....		Signed by the San Diego Padres as an eighth-round selection in the First-Year Player Draft.																		



CARLOS QUENTIN

OUTFIELDER

18

BATS/THROWS: R/R**OPENING DAY AGE:** 32**BORN:** August 28, 1982 in Bellflower, CA**RESIDENCE:** San Diego, CA**ACQUIRED:** From CWS in exchange for RHP Simon Castro and LHP Pedro Hernandez; December 31, 2011**CONTRACT STATUS:** Signed through 2015 (mutual option for 2016)**HEIGHT/WEIGHT:** 6-1/235**SERVICE TIME:** 8.065

CAREER

2014: Limited to a career-low 50 games after injuries led him to two stints on the disabled list

- Missed the first 39 games of the season after suffering a bone bruise in his left knee during Spring Training...missed the final 58 games of the season starting on 7/27 after he was placed on the 60-day disabled list with left knee soreness.
- Hit .345/.472/.586 (10-for-29) with a double, two home runs, six RBI and six walks in 12 games during the month of May after being reinstated from the disabled list.
- Each of his first two home runs of the season came as a pinch-hitter: 5/17 at COL and 5/24 vs. CHI...overall, hit .364/.500/.1.000 (4-for-11) with one double, two home runs, seven RBI and two walks in 14 plate appearances in the pinch.
- Ended the season with five career pinch-hit home runs, tied for the seventh-most among active players...his 20 RBI in the pinch ranks tied for the ninth-most among actives.
- Collected a season-high three RBI on two occasions, the first coming on 7/1 vs. CIN and the second on 7/11 at LAD.
- Having been hit by four pitches, has now been plunked 127 times during his nine-year career, the sixth-most among active players.

2013: Limited to 82 games due to injuries and hit .275 (76-for-276), his highest season average since batting a career-best .288 (138-for-480) during his first All-Star campaign in 2008 with the White Sox.

- Ejected on 4/11 vs. LAD for charging the mound after being hit-by-pitch (Zack Greinke)...served an eight-game suspension from 4/14-22.
- Missed three games after the birth of his first born child, a baby boy, Clarke, on 5/15...placed on paternity leave for just one game (5/18) over that span.
- Enjoyed his best month of the season in June, hitting .366 (26-for-71) over 20 games...average in the month of June ranked fifth-best in the National League and 10th-best in all of Major League Baseball.
- Over 24 games in the month of July, recored 19 RBI, tied for the 10th-most RBI in July among all big leaguers and tied for fifth-most among all National Leaguers.
- Played his last game of the season on 7/30, missing the remainder of the year due to a right knee injury...officially placed on the 15-day DL, retroactive to 7/31, on 8/10 with a right knee sprain...underwent surgery on that knee on 9/3.
- Over a 50-game stretch from 5/24-7/27, hit .328 (59-for-180) with 15 doubles, nine home runs, 29 RBI, 30 runs scored, a .403 on-base percentage and a .561 slugging percentage...his .328 average over that stretch ranked eighth-best among qualifying National Leaguers while his .964 OPS ranked fourth-best.
- Among all Major Leaguers with 50-or-more games in left field, his .855 OPS ranked fourth-best.

2012: In his first campaign with the Padres played in 86 games, missing time to start the season after undergoing knee surgery during Spring Training.

- Began the season on the 15-day DL after undergoing surgery on his right knee on 3/19...was reinstated on 5/28.
- In his first six games as a Padre, after coming off the DL, went 12-for-23 (.522) with four doubles, five home runs and nine RBI.
- His five home runs through his first six games made him the only player to ever hit more than three home runs through his first six as a Padre (ELIAS)...Russell Branyan and Ed Sprague Jr. each had three in their first six games for SD.
- His nine extra-base hits (four 2B, five HR) in his first six games with the Padres were the most by any player in their first six games with a new team since 1921 (STATS).
- In his first three games for the Padres, had six extra-base hits, which according to STATS, Inc. were tied for the most extra-base hits by any player with a new team since 1921 (last: Mark Ellis for COL, 7/1-3/11).
- Hit by pitch 17 times in 2012, tied for the most among all Major League players (also, Prince Fielder and Kevin Youkilis)...17 HBP set a new club record, passing previous mark of 15 by Kevin Kouzmanoff in 2008.
- Agreed to terms on a three-year contract extension through 2015 on 7/22.

QUICK HIT

- Was an American League All-Star in 2008 and 2011.
- Graduate of University High School in San Diego, where he set school records in home runs and RBI, was the league Defensive Player of the Year in football and a member of the state champion basketball team.
- High school basketball teammates with Mark Prior and Luke Walton.
- Honored by the San Diego Hall of Champions as a 2008 Star of the Year.
- Played in three consecutive College World Series with Stanford from 2001-03.
- First MLB Hit and Home run: July 20, 2006 vs. Los Angeles-NL, two-run off Mark Hendrickson

2011: Named to his second American League All-Star team and reached the 20-home run mark for the fourth consecutive season for the White Sox.

- Led the American League with a club-record-tying 23 HBP...tied Minnie Minoso's 1956 White Sox record.
- Drove in five runs as part of a 3-for-4 Opening Day at CLE, tying Sammy Sosa (1991) for second most by a Sox player on Opening Day (Minoso, six in 1951).
- Belted his 100th career home run 4/16 vs. LAA.
- Connected for three home runs 5/24 at TEX, becoming the 13th player in CWS history to hit three in a game...it was one of four multi-homer games for him in 2011 (also 8/5 at MIN, 6/8 vs. SEA, 4/22 at DET).
- Placed on the DL from 8/27-9/12 with a sprained AC joint in his left shoulder...appeared in one of the club's final 37 games.

2010: Appeared in a career-high 131 games in his third season with the White Sox...reached the 25-homer mark for the second time in his career, improving his home run and RBI totals from 2009.

- Ranked second in the AL with 20 HBP.
- Tied for ninth in the AL with a home run every 17.42 at-bats...20 of his 26 homers came against right-handed pitching, and 19 of them came prior to the All-Star break.
- Belted six home runs over his four games from 7/5-11, establishing a club record (missed 7/6-8 with a sore knee).
- Named AL Player of the Week for 6/21-27, hitting .389 (7-for-18) with four homers and 11 RBI.

2009: Appeared in just 99 games for the White Sox, missing time due to plantar fasciitis in his left foot.

- On the disabled list from 5/29-7/19, missing 45 team games.
- Managed 21 home runs despite his time on the DL, reaching the 20-homer mark for the second consecutive season...went deep in back-to-back games six times, including three straight games on two occasions.

2008: Had a breakout year in his first campaign with the White Sox, finishing fifth in AL MVP voting while being named to his first All-Star team...received his first Silver Slugger award and was selected to *The Sporting News* AL All-Star team.

- Established career highs in hits, home runs, RBI, runs scored, on-base percentage and slugging percentage.
- Led the AL in home run ratio (13.33 AB/HR) and ranked second in home runs, slugging percentage, hit by pitch...ranked third in OPS (.965) and tied for fourth with 28 go-ahead RBI.
- Named MLB's "Clutch Performer of the Month" for May after hitting .290 with seven homers and 27 RBI.
- Was hit by a pitch in a Major League-record six straight games from 8/7-14.
- Had his season cut short after sustaining a fractured wrist on 9/1 at CLE...underwent surgery 9/8 to insert a screw into the wrist (performed by Dr. Cohen, Dr. Fernandez and Dr. Bush-Joseph).

2007: Played in 81 games during his final season in ARI, making 63 starts in right field and one in left field...also saw action at Triple-A Tucson, including some as part of a rehab assignment.

- Opened the season on the 15-day disabled list with a tear in his left labrum and rotator cuff...activated 4/16.
- Recorded his first career multi-homer game 5/12 vs. COL.
- Underwent surgery on his left shoulder 10/9 in Phoenix.

2006: Spilt the season between Triple-A Tucson and Arizona, seeing his first big league action.

- Contract selected from Tucson on 7/20 and made his debut that night, going 1-for-4 with a two-run home run (off Mark Hendrickson) vs. LAD.
- During his time in the minors, ranked fourth in the PCL with a .424 OBP and led the league after being hit by 31 pitches.
- Rated by *Baseball America* as the No. 2 prospect in baseball entering the season.

2005: Spent the year at Triple-A Tucson after entering the season as the Diamondbacks No. 1 prospect according to *Baseball America*.

- Ranked fourth in the PCL in both walks and games and was second among all minor leaguers with 29 HBP.

2004: Saw his first professional action and was named the Diamondbacks' organization's Player of the Year.

- Combined to hit .332 (150-for-543) with 33 doubles, one triple, 21 home runs, 89 RBI and 103 runs scored between Single-A Lancaster and Double-A El Paso...posted a .983 OPS.

2003: Missed the entire season after undergoing Tommy John surgery on his right elbow.

PERSONAL

Carlos Jose Quentin...he and his wife, Jeane, have one son, Clarke and a daughter, Cosette...graduate of University High School in San Diego, where he set school records in home runs and RBI, was the league Defensive Player of the Year in football and a member of the state champion basketball team...attended Stanford University, where he was one of five finalists for the 2003 Golden Spikes Award...helped the Cardinal advance to the College World Series in 2001-03, including the finals in 2003...earned All-America honors from *Baseball America*, *Collegiate Baseball* and *USA Today/Baseball Weekly*...named the 2001 Pac-10 Freshman of the Year...originally signed by Diamondbacks' scout Fred Costello.



YR	CLUB	AVG	G	AB	R	H	2B	3B	HR	RBI	SH	SF	HP	BB	SO	SB	CS	OBP	SLG	E
2003																				
2004	Lancaster (A)	.310	65	242	64	75	14	1	15	51	0	3	27	25	33	5	1	.428	.562	2
	El Paso (AA)	.357	60	210	39	75	19	0	6	38	0	2	16	18	23	0	6	.443	.533	2
2005	Tucson (AAA)	.301	136	452	98	136	28	4	21	89	0	8	29*	72	71	9	1	.422	.520	1
2006	Tucson (AAA)	.289	85	318	66	92	30	3	9	52	0	2	31*	45	46	5	0	.424	.487	3
	ARIZONA	.253	57	166	23	42	13	3	9	32	1	1	8	15	34	1	0	.342	.530	2
2007	Tucson (AAA)@	.348	33	115	30	40	12	1	4	27	0	2	9	9	14	0	1	.430	.574	3
	ARIZONA	.214	81	229	29	49	16	0	5	31	1	4	11	18	54	2	2	.298	.349	1
2008	CHICAGO (AL)	.288	130	480	96	138	26	1	36	100	0	3	20	66	80	7	3	.394	.571	7
2009	CHICAGO (AL)	.236	99	351	47	83	14	0	21	56	0	2	15	31	52	3	0	.323	.456	2
	Charlotte (AAA)@	.378	12	37	10	14	3	0	1	9	0	1	2	5	2	0	0	.467	.541	0
	Kannapolis (A)@	.333	2	3	0	1	1	0	0	0	1	0	0	2	0	0	0	.600	.667	0
2010	CHICAGO (AL)	.243	131	453	73	110	25	2	26	87	0	4	20	50	83	2	2	.342	.479	8
2011	CHICAGO (AL)	.254	118	421	53	107	31	0	24	77	0	5	23*	34	84	1	1	.340	.499	1
2012	Tucson (AAA)@	.286	5	14	5	4	0	0	1	4	0	0	0	1	2	3	0	.412	.500	0
	Lake Elsinore (A)@	.429	4	14	3	6	1	0	1	5	0	0	0	1	0	2	0	.467	.714	0
	SAN DIEGO	.261	86	284	44	74	21	0	16	46	0	3	17*	36	41	0	1	.374	.504	3
2013	SAN DIEGO	.275	82	276	42	76	21	0	13	44	0	4	9	31	55	0	0	.363	.493	1
2014	Lake Elsinore (A)@	.150	4	10	1	1	0	0	0	0	0	0	0	3	2	0	0	.308	.100	0
	El Paso (AAA)@	.250	3	8	1	2	0	0	1	1	0	0	0	0	0	0	0	.250	.625	0
	SAN DIEGO	.177	50	130	9	23	6	0	4	18	0	4	4	17	33	0	0	.284	.315	0
Major League Totals		.252	834	2790	416	702	173	6	154	491	2	30	127	298	516	16	9	.347	.484	25
Minor League Totals		.313	409	1423	317	446	108	9	59	277	0	18	116	181	196	19	9	.428	.526	11

CAREER FIELDING

POSITION	PCT.	G	PO	A	E	TC	DP
Left Field	.980	393	630	15	13	658	5
Right Field	.981	328	596	11	12	619	1
Career Totals	.980	719	1226	26	25	1277	6

YR	CLUB	AVG	G	AB	R	H	2B	3B	HR	RBI	SH	SF	HP	BB	SO	SB	CS	OBP	SLG
2008	AL vs. NL (at NYY)	.000	1	4	0	0	0	0	0	0	0	0	0	0	1	0	0	.000	.000
2011	AL vs. NL (at ARI)	.000	1	2	0	0	0	0	0	0	0	0	0	0	0	0	0	.000	.000
Major League Totals		.000	2	6	0	0	0	0	0	0	0	0	0	0	1	0	0	.000	.000

HITTING STREAK.....	12 games, May 29 - June 10, 2011
HITS	4, five times, last April 6, 2011 at Kansas City
DOUBLES	2, 19 times, last June 1, 2013 vs. Toronto
HOME RUNS.....	3, May 24, 2011 at Texas
RBI.....	6, April 14, 2010 at Toronto
RUNS SCORED	3, nine times, last April 30, 2013 at Chicago-NL
WALKS	3, six times, last May 31, 2014 at Chicago-AL
STRIKEOUTS.....	3, 11 times, last May 27, 2014 at Arizona

CAREER MULTI-HOME RUN GAMES (16).....	last June 5, 2012 vs. San Francisco
CAREER GRAND SLAMS (4).....	July 11, 2010 vs. Kansas City (Victor Marte)
	April 4, 2010 at Toronto (Brandon Morrow)
	September 19, 2009 vs. Kansas City (Yasuhiko Yabuta)
	May 14, 2008 at Los Angeles-AL (Scot Shields)
CAREER PINCH-HIT (5).....	May 24, 2014 vs. Chicago-NL (Travis Wood)
	May 17, 2014 at Colorado (Chris Martin)
	June 30, 2013 at Miami (Chad Qualls)
	June 11, 2010 at Chicago-NL (James Russell)
	July 28, 2006 at Houston (Chad Qualls)
CAREER WALK-OFFS (1).....	May 25, 2008 vs. Los Angeles-AL (John Lackey)

2003.....Signed by the Arizona Diamondbacks as a first-round selection (29th overall) in the First-Year Player Draft.
2007.....Acquired by the Chicago White Sox in exchange for INF/OF Chris Carter, December 3.
2011.....Acquired by the San Diego Padres in exchange for RHP Simon Castro and LHP Pedro Hernandez, December 31.



CHRIS REARICK

LEFT-HANDED PITCHER

62

REARICK

BATS/THROWS: L/L
OPENING DAY AGE: 27

BORN: December 5, 1987 in Pooler, GA

RESIDENCE: Houston, TX

ACQUIRED: From TB in exchange for INF Vince Belnome: December 13, 2012

CONTRACT STATUS: Signed through 2015

HEIGHT/WEIGHT: 6-3/198
SERVICE TIME: 0.000

NON-ROSTER INVITEE

CAREER

2014: Split the season between Double-A San Antonio and Triple-A El Paso, pitching to a 3-0 record with a 2.89 ERA (14 ER, 43.2 IP).

- Spent the majority of the season with El Paso, going 2-0 with a 2.72 ERA (11 ER, 36.1 IP) in 33 games out of the bullpen for the Chihuahuas.
- Went 1-0 with a 3.68 ERA (3 ER, 7.1 IP) in seven relief appearances for the Missions.
- Limited opponents to a .232 batting average, including a .224 mark in 33 games at Triple-A.

2013: Spent the entire season with Double-A San Antonio, making 35 relief appearances and was named to the Texas League mid-season All-Star Team.

- Limited the opposition to a .223 batting average (31-for-139), including holding righties to a .219 mark (21-for-96).
- Prior to the season, was acquired by San Diego from Tampa Bay in exchange for INF Vince Belnome on 12/13/12.

2012: Split the season between Single-A Charlotte and Double-A Montgomery and was named to the Florida State League mid-season All-Star Team.

- Posted a 2-3 record and 20 saves with a 1.79 ERA (9 ER, 45.1 IP) and 59 strikeouts against 15 walks in 35 relief appearances for Charlotte...held the opposition to a .207 batting average (35-for-169).
- Finished the season with Montgomery, going 2-1 with two saves and a 4.38 ERA (12 ER, 24.2 IP) in 15 games.

2011: Spent the entire campaign with Single-A Bowling Green where he was named the Rays' Minor League Reliever of the Year as well as a Midwest League post-season All-Star and an Organization All-Star by MiLB.com.

- Went 7-2 with 20 saves and a 1.66 ERA (15 ER, 81.1 IP) and 89 strikeouts against 16 walks in 50 relief appearances.
- Held the opposition to a .173 average (49-for-283), including a .130 mark against left-handed hitters.

2011: Appeared in 13 games, one start, for Rookie-Level Princeton, going 3-1 with a 4.72 ERA (21 ER, 40.0 IP).

- Signed by Tampa Bay in the 41st-round of the First-Year Player Draft out of the University of North Georgia.

PERSONAL

Christopher Timothy Rearick...married to Courtney...was named the Peach Belt Conference Pitcher of the Year and the American Baseball Coaches Association's Southeast Pitcher of the Year as a senior at the University of North Georgia in 2010 after he went 9-2 with a 3.20 ERA and 99 strikeouts in 98.1 IP...originally signed by Rays' scout Milt Hill.

CHRIS REARICK'S CAREER PITCHING RECORD

YR	CLUB	W-L	ERA	G	GS	CG	SHO	SV	IP	H	R	ER	HR	HB	BB	SO	WP	BK	AVG
2010	Princeton (R)	3-1	4.72	13	1	0	0	0	40.0	59	25	21	0	4	7	29	5	0	.331
2011	Bowling Green (A)	7-2	1.66	50	0	0	0	20	81.1	49	18	15	3	7	16	89	6	1	.173
2012	Charlotte (A)	2-3	1.79	35	0	0	0	20	45.1	35	12	9	0	2	15	59	3	0	.207
	Montgomery (AA)	2-1	4.38	15	0	0	0	2	24.2	22	14	12	4	2	8	26	2	0	.234
2013	San Antonio (AA)	3-0	1.89	35	0	0	0	0	38.0	31	11	8	1	1	10	42	1	0	.223
2014	El Paso (AAA)	2-0	2.72	33	0	0	0	0	36.1	31	13	11	2	0	9	38	2	0	.225
	San Antonio (AA)	1-0	3.68	7	0	0	0	0	7.1	8	3	3	2	0	0	9	1	0	.267
Minor League Totals		20-7	2.60	188	1	0	0	42	273.0	235	96	79	12	16	65	292	20	1	.228

*Led league +Tied for league lead @Rehab assignment

CAREER TRANSACTIONS

2010.....Signed by the Tampa Bay Rays as a 41st-round selection of the First-Year Player Draft.

2012.....Acquired by the San Diego Padres in exchange for INF Vince Belnome, December 13.



PLAYERS

@Hunter_Renfroe



HUNTER RENFROE

OUTFIELDER

71

BATS/THROWS: R/R

OPENING DAY AGE: 23

BORN: January 28, 1992 in Crystal Springs, MS

RESIDENCE: Nashville, TN

ACQUIRED: Signed as a first-round (13th overall) selection in the 2013 First-Year Player Draft

CONTRACT STATUS: Signed through 2015

HEIGHT/WEIGHT: 6-1/214

SERVICE TIME: 0.000

NON-ROSTER INVITEE

CAREER

2014: Split the season between Single-A Lake Elsinore and Double-A San Antonio and was named to the California League mid-season All-Star Team.

- Opened the season in Lake Elsinore, hitting .295 with 21 doubles, three triples, 16 home runs, 52 RBI and 46 runs in 69 games.
- Made the start in right field for the California League All-Stars on 6/17 in the California League-Carolina League All-Star Game in Wilmington, DE.
- Selected to the US roster at the SiriusXM Futures Game at Target Field in Minneapolis on 7/13, getting the start in right field and going 1-for-2.
- Tabbed as the ninth-best prospect in the California League by *Baseball America* following the season.
- Promoted to San Antonio on 6/18 where he hit .232 with 12 doubles, five home runs, 23 RBI and 23 walks in 60 games for the Missions.
- Following the season, played for the Surprise Saguaros of the Arizona Fall League, where he led the league in extra-base hits (16), total bases (58), slugging percentage (.569), was tied for the league lead in home runs (six), ranked tied for second in doubles (9), third in RBI (20) and fourth in hits (29).
- Was named to the AFL West Division Fall Stars Team, hitting a pinch-hit home run in the sixth inning...was named to the AFL's All-Prospect Team following the winter season.
- Enters the 2015 season ranked by *Baseball America* as being the third-best prospect as well as being tabbed as being the "Best Power Hitter" and "Best Defensive Outfielder" in the Padres system.

QUICK HIT

- Selected to the US roster at the 2014 SiriusXM Futures Game in Minneapolis.
- Enters 2015 as the third-best prospect in the Padres system by *Baseball America*.
- Rated by ESPN.com as being the 39th-best prospect in baseball entering 2015.

2013: Split his first professional season between Short-Season Eugene and Single-A Fort Wayne and was named a Northwest League mid-season All-Star.

- Saw his first action as a professional with Eugene where he hit .308 with nine doubles, four home runs, 18 RBI and 20 runs scored in 25 games for the Emeralds.
- Came off the bench in the Northwest League All-Star Game and went 1-for-2, including the game-winning RBI single in the ninth inning for the South Division All-Stars.
- Promoted to Single-A Fort Wayne on 8/10 and hit .212 with two home runs and seven RBI in 18 games for the TinCaps.
- Following the season, was ranked by *Baseball America* as being the fourth-best prospect in the Padres system and the second-best in the Northwest League...was also named the "Best Power Hitter" in San Diego's system.

PERSONAL

Dustin Hunter Renfroe...graduated from Copiah Academy in Gallman, MS...set a Mississippi Association of Independent Schools record with 20 home runs and was named Player of the Year after his senior year in 2010...also played for the Colonels football, basketball and track teams...was selected by the Boston Red Sox in the 31st round of the 2010 First-Year Player Draft, but chose to attend Mississippi State...hit .345 with 16 home runs and 65 during his junior season in 2013 and led the Bulldogs to the College World Series finals, their first championship appearance in any sport...originally signed by Padres' scout Andrew Salvo.

HUNTER RENFROE'S CAREER BATTING RECORD

YR	CLUB	AVG	G	AB	R	H	2B	3B	HR	RBI	SH	SF	HP	BB	SO	SB	CS	OBP	SLG	E
2013	Eugene (A)	.308	25	104	20	32	9	0	4	18	0	2	0	5	26	2	0	.333	.510	1
	Fort Wayne (A)	.212	18	66	6	14	5	0	2	7	1	0	1	4	23	0	0	.268	.379	2
2014	Lake Elsinore (A)	.295	69	278	46	82	21	3	16	52	0	3	7	28	81	9	3	.370	.565	5
	San Antonio (AA)	.232	60	224	17	52	12	0	5	23	0	2	0	25	53	2	1	.307	.353	6
Minor League Totals		.268	172	672	89	180	47	3	27	100	1	7	8	62	183	13	4	.334	.467	14

*Led league +Tied for league lead @Rehab assignment

CAREER TRANSACTIONS

2010.....Selected by the Boston Red Sox in the 31st-round of the First-Year Player Draft (did not sign).

2013.....Signed by the San Diego Padres as a first-round (13th overall) selection in the First-Year Player Draft.



TYSON ROSS

RIGHT-HANDED PITCHER

BATS/THROWS: R/R

OPENING DAY AGE: 27

BORN: April 22, 1987 in Berkeley, CA

RESIDENCE: Oakland, CA

ACQUIRED: From OAK along with INF A.J. Kirby-Jones in exchange for LHP Andrew Werner and INF Andy Parrino: November 16, 2012

CONTRACT STATUS: Signed through 2015

HEIGHT/WEIGHT: 6-5/230

SERVICE TIME: 3.126

CAREER

2014: Set career-highs in starts (31), innings (195.2), strikeouts (195) and ERA (2.81) in his first full season as a starter with the Padres.

- Went 13-14 with a 2.81 ERA (61 ER, 195.2 IP) with 195 strikeouts in 31 starts...his ERA ranked 11th in the National League while his strikeouts ranked eighth.
- Selected to represent the Padres for the National League at the 85th annual Major League Baseball All-Star Game in Minneapolis on 7/15...his first career trip to the All-Star Game...was the 10th starting pitcher in club history to be named an All-Star, the 12th time overall a Padres starting pitcher has been selected to the team...did not appear in the game as he made his last start on the Sunday before the All-Star Break.
- Put up the 11th-best ERA and opponents batting average (.230) in Padres franchise history while his strikeout total was seventh-best...his 8.97 strikeouts per nine innings ranked eighth in the NL.
- Turned in 15 games of six-or-more innings pitched and two-or-fewer earned runs, tied for the third-most in the Majors, trailing only Adam Wainwright-STL (17) and Clayton Kershaw-LAD (17).
- In 15 starts at Petco Park, posted an 8-5 record with a 1.88 ERA (21 ER, 100.2 IP) with 106 strikeouts against 31 walks while limiting the opposition to a .199 average...his home ERA was the fourth-best mark in Major League Baseball.
- Owns a lifetime .195 opponents average over his career at Petco Park, the second-best mark in ballpark history, trailing only Luke Gregerson, who held the opposition to a .173 batting average at Petco Park.
- Over 30 games, 21 starts, in his career at Petco Park, owns a 1.95 ERA (33 ER, 154.0 IP), the second-lowest mark in ballpark history, behind only Mike Adams, who pitched to a 1.29 ERA over six seasons and 112 games in downtown San Diego.
- Posted a streak of 14 consecutive quality starts from 6/21 – 9/7, a Padres franchise record...in addition to the quality starts, allowed six-or-fewer hits in each of those 14 starts...dating back 1914, the only Major League pitcher with a longer streak of quality starts allowing six-or-fewer hits was Mike Scott-HOU, who went 17 games from 5/21 – 8/8/86.
- During his quality start streak, posted a 7-6 record with a 1.93 ERA (20 ER, 93.1 IP) with 94 strikeouts against 26 walks while limiting the opposition to a .210 average...ranked fourth in the NL in ERA and opponents average and third in strikeouts.
- Threw the first complete-game shutout of his career on 7/2 vs. CIN, allowing just three hits with nine strikeouts and no walks...first pitcher in franchise history to throw a shutout, allow three-or-fewer hits, strike out nine-or-more and walk none in a game.
- Threw the second complete game of the season and of his career on 8/21 a LAD but took the loss after he allowed two runs on four hits with eight strikeouts against two walks over 8.0 innings pitched.
- In July, went 4-2 with a 1.10 ERA (5 ER, 41.0 IP), a .194 opponents average and 48 strikeouts against 10 walks in six starts...led all Major League pitchers with 48 strikeouts during the month...his 48 strikeouts that month are tied for the third-most in franchise history by a pitcher during the month of July, trailing only Kevin Brown's 60 in 1998 and Andy Benes' 54 in 1994...overall, his 48 strikeouts during July are tied for the seventh-most in franchise history for any month of the season.
- His 1.10 ERA (min. 25.0 IP) in July was second-best in the NL...his 1.10 ERA in July was second-best in franchise history, behind only the 1.04 ERA (4 ER, 26.0 IP) Mat Latos put up in July 2010...his 1.10 ERA was the lowest by any pitcher in franchise history to make six starts in a single month.
- According to *Baseball Prospectus*, threw his slider a Major-League-leading 1,272 times in 2014...forced a swing on 53.14% of those pitches and a swing-and-miss on 44.38%, the fourth-best swing rate and second-best whiff rate in the Majors (min 750 pitches).
- According to FanGraphs.com, posted a 71.4 contact percentage, second-best rate in MLB, trailing only Francisco Liriano-PIT (68.1%).
- Allowed 14 unearned runs, tied for the third-highest total in Major League baseball and second-most in the NL, behind only Dan Haren-LAD (18) and Jon Lester-OAK/BOS (16).
- Collected a pair of bunt singles in 2014, tied for the Major League lead among pitchers with teammate Andrew Cashner.

2013: Set a career-high in games (35) and went 3-5 with a 3.06 ERA (32 ER, 94.0 IP) with 97 strikeouts in 16 starts.

- Compiled a 0-3 record with a 3.48 ERA (12 ER, 31.0 IP) with 22 strikeouts in 19 relief appearances.
- Made two starts during a quick stint in the minors in July to build up his pitch count...returned on 7/23 and pitched out of the rotation the remainder of the season, going 3-4 with a 2.93 ERA (26 ER, 80.0 IP) with 85 strikeouts in 13 starts.
- His 2.93 ERA from 7/23 through the end of the season ranked tied for seventh in the NL and tied for 14th in the Majors (min. 80.0 IP).
- Recorded the lowest contact percentage (69.6% of swings) of all qualified Major League pitchers in the second half.
- His 2.03 ERA (12 ER, 53.1 IP) at Petco Park was the fourth-best in ballpark history (min. 50.0 IP) while his .187 opponents batting average ranked second behind Chris Young (.170 in 2007).
- His .201 (56-for-279) opponents average from 7/23 through end of the season was tied for the best in MLB with TEX Yu Darvish.
- His 9.29 strikeouts per nine innings as a starter ranked sixth in the National League and 12th in the Majors.
- Limited right-handed hitters to a .199 (45-for-226) average, which ranked sixth-best in the Majors.
- Placed on the 15-day disabled list on 4/20 with a left shoulder subluxation suffered on a swing resulting in a single off the wall on 4/17 at LAD, his first Major League hit (Clayton Kershaw).

QUICK HIT

- Selected to his first career Major League All-Star Game in 2014.
- First MLB Win: May 11, 2010 at Texas
- First MLB Save: April 11, 2012 at Los Angeles-AL



PLAYERS

2012: Split the season between the Major League club and Triple-A Sacramento in the Athletics organization, making 13 starts for both the A's and River Cats.

- On 6/16 vs. SD, carried a no-hitter into the sixth inning before Carlos Quentin hit a two-run home run with two outs.
- Acquired by the Padres with minor league OF A.J. Kirby-Jones in exchange for INF Andy Parrino and RHP Andrew Werner.

2011: Appeared in 18 games, 15 starts, between Triple-A Sacramento and the big league club for the A's, missing time due to a stint on the disabled list.

- Began the year with Triple-A Sacramento...recalled on 4/6 before making an appearance with the River Cats...after going 3-3 with a 2.75 ERA in nine games, six starts, landed on the 15-day DL on 5/20 with a strained left oblique.
- Pitched in the Arizona Fall League following the season, going 1-3 with a 5.94 ERA in seven starts.
- Named the No. 4 prospect in the A's organization by *Baseball America* entering the season.

2010: Saw his first big league action with Oakland, appearing in 26 games, two starts, for the A's after making the club's Opening Day roster...also made six starts for Triple-A Sacramento.

- Made his first career Opening Day roster as a non-roster invitee, the only invitee to make the A's out of Spring Training.
- Had his season cut short after being shut down on 8/10 with a strained right elbow.
- Made his Major League debut on 4/7 vs. SEA.
- Named the No. 6 prospect in the A's organization by *Baseball America* heading into the season.

2009: In his second professional season, split the year between Single-A Stockton and Double-A Midland, making 18 starts for the Ports and nine for the RockHounds.

2008: Made his professional debut with Single-A Kane County, playing in six games, four starts, for the Cougars after signing as a second-round selection in the First-Year Player Draft.

PERSONAL

Tyson William Ross...graduated from Bishop O'Dowd High School (CA) in 2005...named North Coast Section Player of the Year as a senior after going 12-1 with a 0.71 ERA and 130 strikeouts...was a member of the USA Junior National Team in 2004 and '05...attended the University of California, earning All-Pac-10 in 2007 and 2008...left Cal ranked third on the Bears' career strikeout list (271)...originally signed by Athletics' scout Jermaine Clark.

TYSON ROSS' CAREER PITCHING RECORD

YR	CLUB	W-L	ERA	G	GS	CG	SHO	SV	IP	H	R	ER	HR	HB	BB	SO	WP	BK	AVG
2008	Kane County (A)	0-1	4.66	6	4	0	0	0	19.1	16	11	10	1	2	5	16	1	0	.219
2009	Stockton (A)	5-6	4.17	18	18	0	0	0	86.1	78	49	40	10	8	33	82	5	0	.237
	Midland (AA)	5-4	3.96	9	9	1	0	0	50.0	40	22	22	3	1	20	31	4	0	.225
2010	OAKLAND	1-4	5.49	26	2	0	0	1	39.1	39	24	24	4	0	20	32	5	0	.271
	Sacramento (AAA)	2-1	3.55	6	6	0	0	0	25.1	22	10	10	1	4	13	30	1	0	.253
2011	OAKLAND	3-3	2.75	9	6	0	0	0	36.0	33	12	11	1	0	13	24	2	0	.252
	Sacramento (AAA)@	3-2	7.61	9	9	0	0	0	36.2	52	34	31	5	0	22	34	3	0	.325
	Stockton (A)	0-0	9.00	1	1	0	0	0	1.0	2	1	1	0	0	1	1	0	0	.400
2012	Sacramento (AAA)	6-2	2.99	15	13	1	0	0	78.1	69	33	26	4	3	29	64	4	0	.235
	OAKLAND	2-11	6.50	18	13	0	0	0	73.1	96	56	53	7	5	37	46	2	1	.327
2013	SAN DIEGO	3-8	3.17	35	16	0	0	0	125.0	100	51	44	8	7	44	119	7	0	.225
	Tucson (AAA)@	1-1	4.63	4	2	0	0	0	11.2	12	6	6	0	0	6	9	1	0	.273
2014	SAN DIEGO	13-14	2.81	31	31	2	1	0	195.2	165	75	61	13	9	72	195	12	0	.230
	Major League Totals	22-40	3.70	119	68	2	1	1	469.1	433	218	193	33	21	186	416	28	1	.250
	Minor League Totals	22-17	4.26	68	62	2	0	0	308.2	291	166	146	24	18	129	267	19	0	.249

*Led league +Tied for league lead @Rehab assignment

ALL-STAR RECORD

YR	CLUB	W-L	ERA	G	GS	CG	SHO	SV	IP	H	R	ER	HR	HB	BB	SO	WP	BK	AVG
2014	NL vs. AL (at MIN)																		

Did not play

2014 AND CAREER BATTING RECORD

YR	CLUB	AVG	G	AB	R	H	2B	3B	HR	RBI	SH	SF	HP	BB	SO	SB	CS	OBP	SLG
2014	SAN DIEGO	.179	32	56	6	10	1	0	0	3	2	1	1	3	22	0	0	.230	.196
	Major League Totals	.174	121	92	6	16	1	0	0	3	5	1	1	3	42	0	0	.206	.185

CAREER FIELDING

POSITION	PCT.	G	PO	A	E	TC	DP
Pitcher	.953	119	40	82	6	128	6

SINGLE-GAME HIGHS

INNINGS PITCHED.....9.0 IP, July 2, 2014 vs. Cincinnati
 LOW-HIT COMPLETE GAME.....3, July 2, 2014 vs. Cincinnati
 STRIKEOUTS.....11, July 24, 2014 at Chicago-NL
 MOST HITS ALLOWED.....12, May 25, 2012 vs. New York-AL
 MOST RUNS ALLOWED.....9, April 28, 2012 at Baltimore
 MOST WALKS ALLOWED.....7, June 16, 2014 at Seattle
 MOST HOME RUNS ALLOWED.....3, May 25, 2012 vs. New York-AL
 CAREER WINNING STREAK.....Four games, July 19 - August 10, 2014
 CAREER 10-STRIKEOUT GAMES (2).....July 24, 2014 vs. Cincinnati (11), September 1, 2013 at Los Angeles-NL (10)
 CAREER HOME RUNS HIT.....None

CAREER TRANSACTIONS

2008.....Signed as a second-round selection by the Oakland Athletics in the First-Year Player Draft.
 2012.....Acquired by the San Diego Padres with INF A.J. Kirby-Jones in exchange for LHP Andrew Werner and INF Andy Parrino, November 16.



JAMES SHIELDS

RIGHT-HANDED PITCHER

33

SHIELDS

BATS/THROWS: R/R**OPENING DAY AGE:** 33**BORN:** December 20, 1981 in Newhall, CA**RESIDENCE:** Rancho Santa Fe, CA**ACQUIRED:** Signed as a Major League free agent: February 10, 2015**CONTRACT STATUS:** Signed through 2018 (club option 2019)**HEIGHT/WEIGHT:** 6-3/215**SERVICE TIME:** 8.125

CAREER

2014: Made 34 regular season starts for the Kansas City Royals for a second consecutive season, tied for the Major League lead... his 227.0 innings were the fourth-most in the American League.

- Topped 200.0 innings for the eighth consecutive season, joining Mark Buerhle-TOR and Justin Verlander-DET as the only pitchers in baseball to accomplish this feat...leads all pitchers with 1785.2 innings since the start of 2007, just ahead of Felix Hernandez-SEA (1785.1) and Verlander (1780.2).
- Led the AL with 10 road wins, going 10-2 with a 2.97 ERA...since the start of 2013, is 20-5 on the road, tied for the second-highest win total in Major League Baseball in that time (Adam Wainwright, 21).
- Recorded a 2.45 ERA over his final 16 starts, holding batters to a .231 average, posting a 6-4 record.
- Finished sixth in the AL with 1.74 walks per 9.0 innings, his lowest rate since 2008 and nearly a walk lower than 2013 (2.68).
- Had a career-long streak of 18.1 consecutive innings without allowing a run from the fifth inning on 8/30 vs. CLE through 9/10 at DET.
- Posted his ninth career shutout on 8/9 vs. SF...among active pitchers, his shutout total ranks tied for sixth-most.
- Made his sixth Opening Day start on 3/31 at DET...became the 12th pitcher in Royals franchise history to make multiple Opening Day starts.
- Made five postseason starts for the Royals, going 1-2 with a 6.12 ERA with seven walks and 20 strikeouts...his 20 strikeouts were tied with teammate Wade Davis for the most by a Royals pitcher in a single postseason...earned his lone win in Game 3 of the ALDS vs. LAA, pitching 6.0 innings and allowed two runs on six hits in KC's 8-3 win.

QUICK HIT

- Leads all Major League pitchers with 1,785.2 innings pitched since 2007.
- Since 2011, leads Major League Baseball in innings pitched (932.2) and complete games (17), ranks second in complete game shutouts (7) and ranks third in quality starts (96).
- Is the only pitcher in Major League Baseball to throw 225.0 or more innings in each of the last four seasons.
- Has 31 career pickoffs, the most of any right-handed pitcher since 2006 and the 12th-most all-time by a righty.
- **First MLB Win:** June 5, 2006 vs. Los Angeles AL

2013: Led the American League in innings pitched (228.2 IP) and quality starts (27) and was tied for the league-lead in games started (34) in his first season with Kansas City.

- Ranked seventh in the AL in strikeouts (196) and eighth in ERA (3.15)...his strikeout total was the most by a KC pitcher since Zack Greinke fanned 242 in his Cy Young season of 2009.
- His 27 quality starts were tied for third-most in a season by a Royal, and the most since Kevin Appier recorded 29 in 1993.
- Posted a 9-3 mark with a 3.06 ERA and 80 strikeouts in 94.0 innings after the All-Star break...his nine wins after the break were the most in the AL and were tied with Joe Kelly-STL and Kris Medlen-ATL for most in the Majors.
- Recorded the AL's top road ERA (2.07), going 10-3 and held opponents to a .224 average away from home.
- Won his final seven road starts (7/26-9/27) and nine-straight decisions starting on 6/28 at MIN...did not lose a decision on the road after a 3-1 setback in HOU on 5/22.
- Made his fifth Opening Day start on 4/1 at CWS...he previously started on Opening Day in 2008-10 and 2012 with TB.
- Named Royals' Pitcher of the Month for both August and September, going 4-1 in each...allowed one run or fewer in six of his final nine starts...went 6-1 with a 2.66 ERA (18 ER in 61.0 IP) after 8/11.
- Tossed two complete games (both losses), vs. TOR on 4/13 and at OAK on 5/17.

2012: Posted his sixth consecutive season of 200.0-or-more innings pitched, ranking sixth in the AL with 227.2 IP.

- Made his fourth Opening Day start (2008-10, 2012), extending his own Rays club record.
- Ranked third in the AL in innings pitched, fourth in strikeouts (223) and 12th in ERA (3.52).
- His 223 SO fell two shy of his career-high 225 in 2011...became the first Rays pitcher to record 200 SO in consecutive seasons...joined later by David Price, making them the seventh set of teammates to do it in consecutive years.
- Had six double-digit strikeout games, tied with NYY CC Sabathia for third most in the Majors after TEX Yu Darvish (8) and NYM R.A. Dickey (7).
- Through his first six starts (through 5/2), went 5-0 with a 3.05 ERA...next 15 starts (5/8-7/26): 3-7 with a 5.16 ERA...final 12 starts (beginning 7/31): 7-3 with a 1.99 ERA (20 ER, 90.1 IP).
- Worked 6.0 IP-or-more in 29 of his 33 starts, tied with PHI Cliff Lee for third most in the majors behind DET Justin Verlander (31) and NYM R.A. Dickey (31).
- In his three complete games (7/31 at OAK, 9/9 vs. TEX, 10/2 vs. BAL) he totaled 27 IP, 7 H, 1 R/ER, 0 BB and 34 SO.



Shields continued:

- Twice in 2012 (7/31 at OAK and 10/2 vs. BAL) he threw a complete game with three hits-or-fewer, 10 SO-or-more and 0 BB...prior to that, it had never happened in Rays history.
- Threw six shutouts from 2011-12, tied with PHI Cliff Lee for most in that majors in that time...also had 14 CG, four more than any other ML pitcher in that span.
- His 46 strikeouts set a club record for the month of May, topping his own record of 42 in May 2011.
- In his final start of the season, 10/2 vs. BAL, set a club record with 15 SO in a complete game two-hitter, with no walks...however, lost the game 1-0, becoming the first pitcher in the live ball era (since 1918) to take the loss while striking out 15-plus with 0 BB and two hits-or-fewer.

2011: Named to his first All-Star Team and established Tampa Bay club records in innings pitched (249.1), complete games (11) and shutouts (four).

- Received his first All-Star selection, but was ineligible to pitch because he started the Sunday prior...was voted in by the players' ballot...arrived at the break with seven CG and three SHO, already surpassing club records for a full year...his 2.33 ERA, 142.1 IP and 137 SO at the break were all first-half club records.
- Finished third in the balloting for the AL Cy Young Award as voted on by the BBWAA...totaled 66 points in the 7-4-3-2-1 scoring system.
- Was one of three starting pitchers to receive votes in the voting for AL MVP along with winner DET Justin Verlander and NYY CC Sabathia.
- Named the Rays team MVP by the Tampa Bay Chapter of the BBWAA, only the third pitcher to win the award joining Roberto Hernandez (1999) and Tanyon Sturtze (2001).
- His 11 complete games were the most by any Major League pitcher since ARI Randy Johnson (12) in 1999...they were the most by an AL pitcher since BAL Scott Erickson (11) in 1988.
- Had more complete games than 26 Major League teams...threw two more than 2011 Cy Young Award winners Justin Verlander-DET (4) and Clayton Kershaw-LAD (5) had combined.
- Tied TEX Derek Holland for the AL lead with four shutouts...was the first AL pitcher with 11 CG and four SHO in a season since BOS Roger Clemens in 1992.
- His 249.1 innings ranked second in the majors behind Verlander (251) and exceeded the Rays previous club mark by 25.1 innings (Tanyon Sturtze in 2002).
- Cut his ERA from 5.18 in 2010 to 2.82...according to STATS., was the third-largest drop in the Majors in the divisional era (since 1969)...also trimmed his opp avg. by 77 points, from .294 to .217.
- His 225 SO were fifth in the majors, and second among righthanders behind Verlander's 250...became the Rays all-time strikeout leader on 5/22 at FLA when he struck out Gaby Sanchez for the last out of the game in a 4-0 win.
- Led the majors with 13 pickoffs, the first righthanded pitcher to lead the majors since TEX Charlie Hough in 1988...according to STATS, tied CWS Jack McDowell (13 in 1993) for the second-most pickoffs by a RHP since the stat was first recorded in 1974, behind Hough's 16 in 1988.
- Was twice named AL Player of the Week for the weeks ending 4/24 and 6/19...in each week, tossed two complete-game wins allowing four hits-or-less.
- Recorded three consecutive complete-game wins 6/14-24, a club record and equaling the longest such streak in the majors in the last 8 seasons (2004-11).
- Started and lost Game 2 of the ALDS at Texas, 8-6.

2010: Became Tampa Bay's franchise's all-time leader in wins, starts, innings pitched and quality starts.

- Lost a career-high 15 games, tied for second-most in the AL with LAA Scott Kazmir and NYY A.J. Burnett, one behind leader BAL Kevin Millwood.
- The Rays were shut out 10 times in 2010, including once in the postseason...he was the loser in five of those games, including ALDS Game 2 vs. TEX.
- Allowed 34 HR, most in the AL and 2nd most in the majors after ARI Rodrigo Lopez (37)...allowed a major-league-high 328 extra-base hits...led the majors by allowing 127 runs, 117 ER and 246 hits (tied with CWS Mark Buehrle).
- On 8/7 at TOR he allowed six HR, tying a modern day major league record, in a 17-11 loss...was the eighth to do it, only the third in the last 70 years, and first since TEX R.A. Dickey on 5/6/06 vs. DET.
- Made his first career relief app on 6/19 at FLA, pitching a scoreless 10th to record the victory in the 9-8 win...was his first relief app as a pro since 2005 with Double-A Montgomery.
- Started Game 2 of the ALDS vs. Texas and pitched 4.1 innings and lost, 6-0, to C.J. Wilson...threw only 68 pitches.

2009: Finished the season ranked sixth in the American League with 219.2 innings pitched.

- Had seven starts in which he allowed one earned run-or-fewer but only won two of those games...posted a 2-3 record with two no-decisions in those games.
- Included was a start 8/2 vs. KC in which he tossed 7.0 no-hit innings to start the game...was eventually tagged with the loss after allowing a pair of runs in the eighth inning, when he allowed a pair of hits (one infield) and the defense committed two errors behind him.

2008: Posted a 14-8 record with a 3.56 ERA (85 ER, 215.0 IP) in 33 starts for the AL Champion Tampa Bay Rays.

- Had seven starts in which he allowed one earned run or fewer but only won two of those games...posted a 2-3 record with 215.0 innings, which ranked sixth in the AL and matched his 2007...became the first pitcher in Rays history with a pair of 200.0 IP seasons.
- Had back-to-back CG shutouts at home on 4/27 vs. BOS (3-0) and 5/9 vs. LAA (2-0)...became the sixth pitcher since 1998 to throw two SHO allowing two hits or less in one season.
- Was suspended six games for his actions in a bench-clearing brawl 6/5 at BOS...brawl started when Coco Crisp charged the mound after being hit by a Shields pitch...after that day the Rays went 14-6 in his starts (Shields was 10-4).
- Made four starts for the Rays in the postseason and led the rotation with a 2.88 ERA (8 ER, 25.0 IP)...earned Game 1 assignments for the ALDS vs. Chicago and ALCS vs. Boston...all four starts came at Tropicana Field.
- Started the first postseason game in Rays history, defeating CWS Javier Vazquez in Game 1 of the ALDS.
- Beat PHI Brett Myers in Game 2 of the World Series, notching the Rays only win in the Fall Classic...tossed 5.2 shutout innings
- Lost both of his ALCS starts, Game 1 to Daisuke Matsuzaka and Game 6 to Josh Beckett...in Game 1, left trailing 1-0 with one out in the eighth inning...Matsuzaka did not allow a hit until the seventh inning.

2007: Finished 10th in the AL in 2007 with a team-high 215.0 IP...was second in the AL when he was shelved for his final two starts for precautionary rest

- Had the majors' second-best strikeout-to-walk ratio (184 SO, 36 BB) ratio behind CC Sabathia (209 SO, 37 BB)...it remains the best mark in club history and the fifth-best in the modern era (since 1900) by a pitcher age 25 or younger.
- His 1.5 BB/9 IP ranked third-best in the AL...walked one batter or fewer in 22 of his 31 starts...had a stretch of 114 batters without a walk, 6/20-7/12.
- Went 6-0 with a 3.05 ERA (33 ER, 97.2 IP) in his first 13 starts (through 6/9)...exited all 13 either leading or tied...overall left 21 of his 31 starts with the Rays ahead or tied.
- Worked 6.0-or-more innings 28 times in 31 starts.

2006: Was recalled from Triple-A Durham on 5/27 and made his first Major League stint with the Rays.

- Made his Major League debut 5/31 at BAL drawing a no-decision...from that point forward he pitched 34.0 more innings than any other Ray and more innings than any other AL rookie.
- Won his next four starts (over LAA, KC, PHI, ARI) becoming the first Ray to begin his major league career 4-0.
- Earned his first ML win on 6/5 vs. LAA when he combined with Shawn Camp and Tyler Walker on a 4-0 win over Jeff Weaver.
- Overall was fourth among AL rookies with 104 SO and third with 124.2 IP...led Rays starters and was fourth among ML rookie starters with 2.74 BB/9 IP.
- Tied the Rays club record for most hits in a season by a pitcher as he went 3-for-8...singled in his first ML plate appearance, June 6/16 at PHI off Cole Hamels.

2005: Named the Rays Minor League Pitcher of the Year at Double-A Montgomery.

- Combined at Montgomery and Triple-A Durham to go 8-5 with a 2.97 ERA...won six of his last seven decisions with the Biscuits, earning a promotion to Durham for his final start of the year.

2004: Threw the first pitch in Montgomery Biscuits history as the team's Opening Day starter in 2004...led the team in wins (10), innings pitched (143.2) and strikeouts (119, second in the organization).

2003: Spent the entire season with Single-A Bakersfield where he posted a 10-10 record with a 4.45 ERA in 26 games, 24 starts.

2002: Missed the entire season after undergoing surgery on his right shoulder.

2001: Began his professional career with Short-A Hudson Valley and was promoted to Single-A Charleston on 7/15 after five starts.

- Combined to pitch to a 2.55 ERA, which ranked second in the Rays system...pitched a CG SHO in his debut with Charleston.

PERSONAL

James Anthony Shields...he and his wife, Ryane, live in Rancho Santa Fe, Calif. with their two daughters, Ashton and Camden...attended Hart High School in Santa Clarita, Calif....named the Los Angeles Times Valley Player of the Year in 1999, his junior season after leading Hart High to the Division II championship...was 11-0 with a 2.35 ERA, striking out 123 batters in 71.1 IP...also batted .478 with a then school-record 11 HR and 45 RBI...was offered a full scholarship to Louisiana State University, but turned it down to sign with the Rays...is cousins with former Major League outfielder Aaron Rowand...he and his wife, Ryane, are actively involved in providing support and assistance to foster children...for his efforts with foster kids, Shields was the Rays recipient of the Roberto Clemente Award in 2009, 2010 and 2011...in February, 2012, Shields received the Champion for Youth Award from the Clearwater (Fla.) for Youth organization...was originally signed by Rays scout Fred Repke.



PLAYERS

JAMES SHIELDS' CAREER PITCHING RECORD

YR	CLUB	W-L	ERA	G	GS	CG	SHO	SV	IP	H	R	ER	HR	HB	BB	SO	WP	BK	AVG
2001	Hudson Valley (R)	2-1	2.30	5	5	0	0	0	27.1	27	8	7	1	1	5	25	1	1	.236
	Charleston (A)	4-5	2.65	10	10	2	1	0	71.1	63	24	21	7	2	10	60	2	1	.255
2002									Did Not Pitch - Injury										
2003	Bakersfield (A)	10-10	4.45	26	24	0	0	1	143.2	161	85	71	19	12	38	119	6	4	.279
2004	Bakersfield (A)	8-5	4.23	20	20	1	1	0	117.0	119	61	55	13	9	33	92	6	0	.273
	Montgomery (AA)	0-3	7.85	4	4	0	0	0	18.1	24	16	16	4	0	8	14	0	0	.329
2005	Montgomery (AA)	7-5	2.80	17	16	0	0	0	109.1	95	36	34	6	6	31	104	7	0	.244
	Durham (AAA)	1-0	6.00	1	1	0	0	0	6.0	9	4	4	0	0	3	6	1	0	.346
2006	Durham (AAA)	3-2	2.64	10	10	0	0	0	61.1	60	24	18	3	2	6	64	4	1	.262
	TAMPA BAY	6-8	4.84	21	21	1	0	0	124.2	141	69	67	18	5	38	104	9	0	.288
2007	TAMPA BAY	12-8	3.85	31	31	1	0	0	215.0	202	98	92	28	10	36	184	9	0	.247
2008	TAMPA BAY	14-8	3.56	33	33	3	2	0	215.0	208	94	85	24	12	40	160	6	0	.254
2009	TAMPA BAY	11-12	4.14	33	33	0	0	0	219.2	239	113	101	29	1	52	167	3	1	.275
2010	TAMPA BAY	13-15	5.18	34	33	0	0	0	203.1	246*	128	117*	34*	5	51	187	13	2	.294
2011	TAMPA BAY	16-12	2.82	33	33	11*	4+	0	249.1	195	83	78	26	5	65	225	4	0	.217
2012	TAMPA BAY	15-10	3.52	33	33	3	2	0	227.2	208	103	89	25	11	58	223	7	1	.239
2013	KANSAS CITY	13-9	3.15	34	34+	2	0	0	228.2*	215	82	80	20	8	68	196	11	2	.251
2014	KANSAS CITY	14-8	3.21	34	34+	1	1	0	227.0	224	95	81	23	11	44	180	12	2	.256
Major League Totals		114-90	3.72	286	285	22	9	0	1910.1	1878	865	790	227	68	452	1626	74	8	.256
Minor League Totals		35-31	3.67	93	90	3	2	1	554.1	558	258	226	53	32	134	484	27	7	.265

*Led league +Tied for league lead @Rehab assignment

WILD CARD GAME RECORD

YR	CLUB	W-L	ERA	G	GS	CG	SHO	SV	IP	H	R	ER	HR	HB	BB	SO	WP	BK
2014	KC vs. OAK	0-0	7.20	1	1	0	0	0	5.0	5	4	4	1	0	2	6	0	0

DIVISION SERIES RECORD

YR	CLUB	W-L	ERA	G	GS	CG	SHO	SV	IP	H	R	ER	HR	HB	BB	SO	WP	BK
2008	TB vs. CWS	1-0	4.26	1	1	0	0	0	6.1	6	3	3	1	1	1	4	0	0
2010	TB vs. TEX	0-1	8.31	1	1	0	0	0	4.1	4	4	4	1	2	0	2	0	0
2011	TB vs. TEX	0-1	12.60	1	1	0	0	0	5.0	8	7	7	0	2	0	6	2	0
2014	KC vs. LAA	1-0	3.00	1	1	0	0	0	6.0	6	2	2	2	1	2	6	1	0
Division Series Totals		2-2	6.65	4	4	0	0	0	21.2	24	16	16	4	6	3	18	3	0

CHAMPIONSHIP SERIES RECORD

YR	CLUB	W-L	ERA	G	GS	CG	SHO	SV	IP	H	R	ER	HR	HB	BB	SO	WP	BK
2008	TB vs. BOS	0-2	3.46	2	2	0	0	0	13.0	15	6	5	2	0	5	9	0	0
2014	KC vs. BAL	0-0	7.20	1	1	0	0	0	5.0	10	4	4	0	0	1	3	0	0
Championship Series Record		0-2	4.50	3	3	0	0	0	18.0	25	10	9	2	0	6	12	0	0

WORLD SERIES RECORD

YR	CLUB	W-L	ERA	G	GS	CG	SHO	SV	IP	H	R	ER	HR	HB	BB	SO	WP	BK
2008	TB vs. PHI	1-0	0.00	1	1	0	0	0	5.2	7	0	0	0	0	2	4	1	0
2014	KC vs. SF	0-2	7.00	2	2	0	0	0	9.0	15	7	7	1	0	2	5	2	0
World Series Total		1-2	4.30	3	3	0	0	0	14.2	22	7	7	1	0	4	9	3	0

ALL-STAR RECORD

YR	CLUB	W-L	ERA	G	GS	CG	SHO	SV	IP	H	R	ER	HR	HB	BB	SO	WP	BK	AVG
2011	AL vs. NL (at ARI)								Did not play										

2014 AND CAREER BATTING RECORD

YR	CLUB	AVG	G	AB	R	H	2B	3B	HR	RBI	SH	SF	HP	BB	SO	SB	CS	OBP	SLG
2014	KANSAS CITY	.286	34	7	1	2	1	0	0	1	0	0	0	1	0	0	0	.286	.429
Major League Totals		.213	287	47	7	10	1	0	0	4	1	0	0	2	13	0	0	.245	.234

CAREER FIELDING

POSITION	PCT.	G	PO	A	E	TC	DP
Pitcher	.941	286	161	204	23	388	18

SINGLE-GAME HIGHS

INNINGS PITCHED.....9.0 IP, 18 times, last August 9, 2014 vs. San Francisco
 LOW-HIT COMPLETE GAME.....1, May 9, 2008 vs. Los Angeles-AL
 STRIKEOUTS.....15, October 2, 2012 vs. Baltimore
 MOST HITS ALLOWED.....14, twice, last September 6, 2014 vs. Detroit
 MOST RUNS ALLOWED.....10, three times, last September 6, 2013 vs. Detroit
 MOST WALKS ALLOWED.....5, four times, last August 1, 2013 at Minnesota
 MOST HOME RUNS ALLOWED.....6, August 7, 2010 at Toronto
 CAREER WINNING STREAK.....Six games, twice, last September 26, 2011 - May 2, 2012
 CAREER 10-STRIKEOUT GAMES (23).....last, July 7, 2014 at Tampa Bay
 CAREER HOME RUNS HIT.....None

CAREER TRANSACTIONS

2000.....Signed as a 16th-round selection by the Tampa Bay Rays in the First-Year Player Draft.
 2012.....Acquired by the Kansas City Royals with RHP Wade Davis in exchange for INF Patrick Leonard, LHP Mike Montgomery, OF Wil Myers, RHP Jake Odorizzi and a player to be named later (Elliot Johnson), December 9.
 2015.....Signed by the San Diego Padres as a free agent, February 10.



YANGERVIS SOLARTE 26

INFIELDER

BATS/THROWS: S/R**OPENING DAY AGE:** 27**BORN:** July 7, 1987 in Valencia, Venezuela**RESIDENCE:** Valencia, Venezuela**ACQUIRED:** From NYY with RHP Rafael De Paula in exchange for INF Chase Headley and cash considerations: July 22, 2014**CONTRACT STATUS:** Signed through 2015**HEIGHT/WEIGHT:** 5-11/195**SERVICE TIME:** 1.000

SOLARTE

CAREER

2014: Acquired by the Padres on 7/22 and hit .267 (58-for-217) with five doubles, one triple, four homers and 17 RBI in 56 games.

- After joining the club on 7/23, led the team in plate appearances (246) and at-bats (217), ranked second on the club in batting average and was fourth in walks (23).
- Among qualified Major League rookies, his .260 batting average and .336 OBP ranked second while his .369 slugging percentage ranked third.
- Played four different positions for the Padres: 45 at third base (41 starts), 10 at second base (eight starts), seven in left field (four starts) and three at shortstop (one start).
- In 535 total plate appearances, drew 53 walks and struck out 58 times...since 1990, was one of eight Major League rookies to walk 50+ times and strike out 60-or-fewer times in 500+ PA.
- Recorded an RBI in each of his first five games with the Padres from 7/23 - 27, becoming the first player in franchise history to record an RBI in each of his first five games with the club, surpassing the four-game streaks by Carlos Quentin (5/28 - 6/1/12) and Gene Tenace (4/6-10/77).
- Recorded an RBI in seven of his first eight games, becoming the first player in franchise history to accomplish that feat...since the 1920 season, Solarte was the 12th Major League player to tally an RBI in seven-or-more of his first eight games with a new team and the first NL player to do so since Bobby Murcer of the Cubs from 4/7-17/77.
- After joining the Padres on 7/23, hit .356/.385/.575 (26-for-73) against left-handed pitching...his batting average against southpaws in that time ranked fourth in the Majors and third in the National League, while his on-base percentage ranked third in the Majors and first in the National League...his slugging percentage was the best in MLB.
- Made the Opening Day roster for the New York Yankees, the first of his career...in 75 games with New York prior to being dealt to San Diego, was hitting .254/.337/.381 (64-for-252) with 14 doubles, six homers and 31 RBI.

QUICK HIT

- **First MLB Hit:** April 3, 2014 at Houston, single off Brett Oberholtzer
- **First MLB Home Run:** April 17, 2014 at Tampa Bay, two-run HR off Grant Balfour

2013: Spent the entire season with Triple-A Round Rock in the Texas Rangers organization, batting .276 (145-for-526) and setting career highs in HR (12) and RBI (75).

- Led the team in games (133), hits and RBI and was tied for the team lead with 31 doubles.
- Hit .381 in May and .322 in June, but only .219 after the All-Star break (32-for-146).
- Batted .321 vs. LHP (52-for-162, three HR) and .255 vs. RHP (93-for-364, nine HR).
- Recorded 42 multi-hit games, the third consecutive season in which he had multiple hits in at least 40 games.
- Following the season, hit .303 (40-for-132) in 38 games for Aragua of the Venezuelan Winter League.

2012: Spent his entire first season in the Rangers organization with Triple-A Round Rock and hit .288 (149-for-518) with 28 doubles, 11 home runs, 54 RBI and 69 runs scored in 130 games.

- Finished the season among Express team leaders in games (3rd), at-bats (3rd), hits (2nd), and doubles (T2nd).
- Was the second-hardest player in the Pacific Coast League to strike out, averaging a strikeout every 12.91 PA.
- Produced the league's second-longest hitting streak of the season, hitting safely in 22 consecutive games from 4/19 - 5/11(.376, 35-for-93, five HR).
- Spent time at second base (91 games), third base (13 games), first base (one) and left field (21 games)...led all PCL second basemen with 93 double plays turned.
- Following the season, hit .301 (53-for-176) in 47 games with Aragua of the VWL.

2011: Spent the season with Double-A New Britain in the Minnesota Twins organization, hitting .329 (151-for-459) with 36 doubles, three triples, seven home runs, 49 RBI and 64 runs scored in 121 games.

- Ranked second in the Eastern League in batting and fourth in hits...was also the toughest player in the league to strike out (13.08 PA/K).
- Was named an Eastern League mid- and post-season All-Star as well as an MiLB.com Organization All-Star.
- Produced a 15-game hitting streak from 4/21-5/7 (.417, 25-for-60), earning him EL Player of the Week honors on 5/2.
- Hit .300-or-better in every month...recorded 41 multi-hit games
- Following the season, played in 32 games with Aragua of the VWL and hit .317 (33-for-104).
- Signed by the Texas Rangers as a minor league free agent on 11/30.



PLAYERS

2010: Combined with the GCL Twins, Single-A Fort Myers and Double-A New Britain to hit .292 (94-for-322) with five home runs in 84 games.

- In 45 games with Fort Myers, hit .320 (55-for-172) and ranked third on the club in batting average.
- Spent time on the disabled list with a torn meniscus in right knee from 6/24-8/8.
- Following the season, hit .268 (26-for-97) in 30 games with Aragua of the VWL.

2009: Began the season with Single-A Fort Myers but was placed on the DL after right shoulder surgery on 5/4.

- Transferred to GCL Twins on rehab assignment on 8/10...reinstated from DL and transferred to New Britain on 9/1.
- Appeared in 29 games with Aragua of the VWL following the season and hit .302 (29-for-96).

2008: Combined at Single-A Fort Myers and Single-A Beloit to hit .238 (70-for-294) in 83 games.

2007: Played in 52 games for the GCL Twins, batting .303 (53-for-175) and tying for the team lead in RBI (33).

2006: Made his professional debut with the DSL Twins and hit .278 (54-for-194) in 53 games.

PERSONAL

Yangervis Alfredo Solarte...he and his wife, Yuliette, have two daughters, Yanliett and Yuliett...born and resides in Valencia, Carabobo, Venezuela, where he attended Tomas Alba Edison High School...signed as a non-drafted free agent on June 16, 2005 by Jose Leon (Twins).

YANGERVIS SOLARTE'S CAREER BATTING RECORD

YR	CLUB	AVG	G	AB	R	H	2B	3B	HR	RBI	SH	SF	HP	BB	SO	SB	CS	OBP	SLG	E
2006	DSL Twins (R)	.278	53	194	32	54	9	2	2	29	2	1	3	27	18	2	2	.373	.376	10
2007	GCL Twins (R)	.303	52	175	25	53	4	3	1	33	10	5	2	11	18	7	3	.342	.377	3
2008	Beloit (A)	.218	41	147	16	32	4	0	0	17	3	1	2	14	13	7	2	.293	.245	5
	Fort Myers (A)	.259	42	147	18	38	9	1	3	16	3	0	4	7	25	2	2	.310	.395	5
2009	Fort Myers (A)	.188	4	16	2	3	1	0	0	1	0	0	0	0	1	0	0	.188	.250	0
	GCL Twins (R)@	.179	9	28	4	5	0	0	0	4	1	2	1	5	1	0	0	.306	.179	1
	New Britain (AA)	.143	3	7	0	1	0	0	0	0	0	0	0	0	1	0	0	.143	.143	0
2010	Fort Myers (A)	.320	45	172	19	55	9	1	2	15	2	0	1	13	13	3	0	.371	.419	9
	New Britain (AA)	.276	32	127	14	35	9	0	3	19	1	1	0	3	18	1	1	.290	.417	1
	GCL Twins (R)@	.174	7	23	3	4	0	0	0	0	0	0	0	1	4	0	0	.208	.174	0
2011	New Britain (AA)	.329	121	459	64	151	36	3	7	49	7	2	5	24	38	5	4	.367	.466	11
2012	Round Rock (AAA)	.288	130	518	69	149	28	0	11	54	0	6	3	41	44	3	1	.340	.405	16
2013	Round Rock (AAA)	.276	133	526	66	145	31	0	12	75	2	8	2	39	69	3	0	.323	.403	12
2014	NEW YORK-AL	.254	75	252	26	64	14	0	6	31	1	3	3	30	34	0	0	.337	.381	9
	Scranton/WB (AAA)	.600	5	20	3	12	3	1	0	5	0	0	0	1	2	0	0	.619	.850	0
	SAN DIEGO	.267	56	217	30	58	5	1	4	17	2	3	1	23	24	0	1	.336	.355	6
	Major League Totals	.260	131	469	56	122	19	1	10	48	3	6	4	53	58	0	1	.336	.369	15
	Minor League Totals	.288	677	2559	335	737	143	11	41	317	31	26	23	186	265	33	15	.339	.401	73

*Led league +Tied for league lead @Rehab assignment

CAREER FIELDING

POSITION	PCT.	G	PO	A	E	TC	DP
Second Base	.975	27	35	43	2	80	9
Third Base	.947	111	61	155	12	228	19
Shortstop	1.000	8	2	6	0	8	0
Left Field	.857	7	6	0	1	7	0
Career Totals	.954	129	104	204	15	322	28

SINGLE-GAME HIGHS

HITTING STREAK.....9 games, May 4-14, 2014
 HITS.....4, July 30, 2014 vs. St. Louis
 DOUBLES.....2, twice, last April 8, 2014 vs. Baltimore
 HOME RUNS.....1, 10 times, last September 13, 2014 at Arizona
 RBI.....4, April 24, 2014 at Boston
 RUNS SCORED.....2, 12 times, last September 14, 2014 at Arizona
 WALKS.....2, eight times, last August 29, 2014 vs. Los Angeles-NL
 STRIKEOUTS.....3, April 22, 2014 at Boston

HOME RUNS

CAREER MULTI-HOME RUN GAMESNone
 CAREER GRAND SLAMSNone
 CAREER PINCH-HITNone
 CAREER WALK-OFFSNone

CAREER TRANSACTIONS

2005.....Signed by the Minnesota Twins as an non-drafted free agent, June 16.
 2011.....Signed by the Texas Rangers as a minor league free agent, November 30.
 2014.....Signed by the New York Yankees as a minor league free agent, January 14.
 2014.....Acquired by the San Diego Padres along with RHP Rafael De Paula in exchange for INF Chase Headley and cash considerations, July 22.



CORY SPANGENBERG

INFIELDER

15

SPANGENBERG

BATS/THROWS: L/R**OPENING DAY AGE:** 24**BORN:** March 16, 1991 in Clarks Summit, PA**RESIDENCE:** Oldsmar, FL**ACQUIRED:** Signed as a first-round (10th overall) selection in the 2011 First-Year Player Draft**CONTRACT STATUS:** Signed through 2015**HEIGHT/WEIGHT:** 6-0/193**SERVICE TIME:** 0.028

CAREER

2014: Split the season between Double-A San Antonio and the Padres, making his Major League debut.

- Made his first Major League stint after having his contract selected from Double-A San Antonio on 9/1...made his Major League debut that day at third base, batting eighth, and going 1-for-4 with two RBI.
- With his two-run single in his Major League debut, became the third player in Padres franchise history to record multiple RBI in his first career game, joining Kevin Higgins on 5/29/93 and Jim Wilhelm on 9/4/78, both of whom had two RBI in their big league debuts.
- Hit a pinch-hit, walk-off home run in his second career game on 9/2 vs. ARI, becoming the first player in Padres franchise history to hit a walk-off home run within his first two career games...only three active Major League players have hit walk-off home runs within their first two career games: Miguel Cabrera-FLA in his first career game on 6/20/03 vs. TB and Drew Stubbs-CIN on 8/20/09 vs. SF in his second career game.
- Was the third rookie since Petco Park opened in 2004 to hit a walk-off home run, joining Josh Barfield on 9/4/06 vs. COL and Paul McNulty on 9/6/06 vs. COL.
- Upon the completion of the 2014 season, each of the last two Major League players to hit a pinch-hit, walk-off home run for their first career home runs have been members of the Padres: Paul McNulty on 9/6/06 and Cory Spangenberg on 9/2.
- Hit a second pinch-hit home run on 9/6 at COL, his second career homer, becoming the first Padres player in team history to have his first two career home runs come as a pinch-hitter and the first to have his first two career pinch hits be home runs (ELIAS & STATS Inc.).
- Hit .290/.313/.452 (18-for-62) with two doubles, a triple, two home runs and nine RBI in 20 games for the Padres over the final month of the season...among National League rookies with at least 50 plate appearances, his batting average ranked ninth, his OBP ranked tied for ninth and his SLG ranked sixth during the month of September.
- Hit .331 (93-for-281) with 17 doubles, eight triples (led the Texas League), two home runs and 22 RBI in 66 games for Double-A San Antonio in 2014... missed 77 games from 4/16 - 7/2 after suffering a concussion sliding into second base.

QUICK HIT

- **First MLB Hit:** September 1, 2014 vs. Arizona, single off Eury De La Rosa
- **First MLB Home Run:** September 2, 2014 vs. Arizona, two-run, pinch-hit walk-off off Brad Ziegler

2013: Opened the year at High-A Lake Elsinore before a promotion to Double-A San Antonio where he helped the Missions to the Texas League title.

- Prior to promotion to San Antonio, was named to the California League mid-season All-Star team.
- Hit .403 (27-for-67) with runners in scoring position at Lake Elsinore.
- Played for Peoria in the Arizona Fall League, batting .308 (20-for-65) with four doubles, a triple, two home runs, seven RBI, 12 runs scored and seven stolen bases in eight attempts.

2012: Spent the entire campaign with High-A Lake Elsinore, hitting .271 and stealing 27 bases.

- Named the No. 1 second base prospect by MLB.com prior to the season.
- Also named the No. 5 prospect in the Padres organization by *Baseball America* entering 2012...also rated as having the best strike-zone discipline in the Padres organization.

2011: Began his professional career batting .384 in 25 games with Short-A Eugene before hitting .286 in 47 games with Class-A Fort Wayne.

- Named a Short-Season All-Star by both *Topps* and *Baseball America* following the season.

PERSONAL

Cory Joseph Spangenberg...graduated from Abington Heights High School in Clarks Summit, Pa., where he led the baseball team to the PIAA title in 2009...began his college career at VMI where he earned freshman All-American honors before transferring to Indian River State College in Fort Pierce, Fla...he committed to play at the University of Miami before deciding to sign with the Padres in 2011...originally signed by Padres' scout Willie Bosque.



CORY SPANGENBERG'S CAREER BATTING RECORD																				
YR	CLUB	AVG	G	AB	R	H	2B	3B	HR	RBI	SH	SF	HP	BB	SO	SB	CS	OBP	SLG	E
2011	Eugene (A)	.384	25	86	20	33	10	0	1	20	0	2	2	31	15	10	4	.545	.535	4
	Fort Wayne (A)	.286	47	189	35	54	7	1	2	24	3	0	3	14	42	15	4	.345	.365	9
2012	Lake Elsinore (A)	.271	98	384	53	104	12	8	1	40	6	4	6	26	72	27	9	.324	.352	10
2013	Lake Elsinore (A)	.296	54	226	33	67	13	6	4	31	3	0	1	23	51	17	3	.364	.460	7
	San Antonio (AA)	.289	76	287	35	83	10	3	2	20	11	2	2	17	61	19	11	.331	.366	4
2014	San Antonio (AA)	.331	66	281	38	93	17	8*	2	22	8	0	0	15	63	14	9	.365	.470	10
	AZL Padres (R)@	.167	2	6	3	1	0	1	0	2	0	0	0	2	0	0	0	.375	.500	0
	Eugene (A)@	.200	6	25	3	5	0	1	0	2	0	0	0	0	6	2	0	.200	.280	1
	SAN DIEGO	.290	20	62	7	18	2	1	2	9	1	0	0	2	14	4	2	.313	.452	5
Major League Totals		.290	20	62	7	18	2	1	2	9	1	0	0	2	14	4	2	.313	.452	5
Minor League Totals		.296	374	1484	220	440	69	28	12	161	31	8	14	128	310	104	40	.356	.405	45

*Led league +Tied for league lead @Rehab assignment

CAREER FIELDING							
POSITION	PCT.	G	PO	A	E	TC	DP
Second Base	.889	3	3	5	1	9	0
Third Base	.857	9	4	14	3	21	0
Left Field	.750	4	3	0	1	4	0
Career Totals	.853	16	10	19	5	34	0

SINGLE-GAME HIGHS	
HITTING STREAK.....	5 games, September 4-10, 2014
HITS	2, five times, last September 28, 2014 at San Francisco
DOUBLES	1, twice, last September 27, 2014 at San Francisco
HOME RUNS.....	1, twice, last September 6, 2014 at Colorado
RBI.....	2, twice, last September 6, 2014 at Colorado
RUNS SCORED.....	2, twice, last September 28, 2014 at San Francisco
WALKS.....	1, twice, last September 18, 2014 vs. Philadelphia
STRIKEOUTS.....	2, four times, last September 26, 2014 at San Francisco

HOME RUNS	
CAREER MULTI-HOME RUN GAMES	None
CAREER GRAND SLAMS	None
CAREER PINCH-HIT (2)	September 6, 2014 at Colorado (Tommy Kahnle)
	September 2, 2014 vs. Arizona (Brad Ziegler)
CAREER WALK-OFFS (1)	September 2, 2014 vs. Arizona (Brad Ziegler)

CAREER TRANSACTIONS	
2011.....	Signed by the San Diego Padres as a first-round (10th overall) selection in First-Year Player Draft



DALE THAYER

RIGHT-HANDED PITCHER

BATS/THROWS: R/R

OPENING DAY AGE: 34

BORN: December 17, 1980 in Fountain Valley, CA

RESIDENCE: Murrieta, CA

ACQUIRED: Signed as a minor league free agent: December 6, 2011

CONTRACT STATUS: Signed through 2015

HEIGHT/WEIGHT: 6-0/211

SERVICE TIME: 3.071

CAREER

2014: Set career-bests in wins (four), ERA (2.34), appearances (70), innings pitched (65.1 IP), WHIP (1.06) and games finished (25) for San Diego.

- Among Padres relievers, ranked tied for first in appearances, tied for second in wins, first in innings, tied for second in strikeouts (62) and second in ERA.
- Allowed just one run over his first 18 appearances of the season, pitching to a 2-0 record with a 0.53 ERA (1 ER, 17.0 IP).
- Worked scoreless ball in 56 of his 70 outings, including 37 of his last 46 outings of the season.
- Had a season-best 15-game, 14.0-inning scoreless streak from 4/6 – 5/6...in terms of games, the streak was the second-longest of his career and the third-longest by a Padres reliever in 2014.

2013: In his second campaign with the Padres and first spending the entire season at the big league level, posted a 3-5 record with a 3.32 ERA (24 ER, 65.0 IP) and 64 strikeouts against 22 walks.

- Posted a 2.59 ERA (14 ER, 48.2 IP) with 48 strikeouts in his first 50 relief appearances...had a 5.51 ERA (10 ER, 16.1 IP) with 16 strikeouts over his final 19 appearances.
- Amongst Padres relievers, ranked second in appearances (69), third in innings (65.0), tied for first in strikeouts (64) and third in ERA (3.32).
- Had a 2.80 ERA (11 ER, 35.1 IP) in 35 appearances at home while recording a 3.94 ERA (13 ER, 29.2 IP) in 24 appearances on the road.
- Tossed 15.0 consecutive scoreless innings (6/25-7/30), limiting opposing hitters to a .236 (13-for-55) batting average over 15 appearances.

2012: In his first campaign with the Padres, went 2-2 with a 3.43 ERA in 64 appearances.

- His 64 games pitched in were the third-most among all National League rookies and second-most on the team behind Brad Brach's 67 games.
- His seven saves were the most among all NL rookies and ranked third-most among all Major League rookies.
- Was selected from Tucson on 4/26 and worked scoreless ball over his first 10 outings from 4/29-5/20.
- Earned his first career win on 6/25 at HOU with a scoreless inning of work.
- In 34 outings at Petco Park, went 1-1 with five saves and a 2.08 ERA (7 ER, 30.1 IP), as opposed to a 1-1 record with a 4.94 ERA (15 ER, 27.1 IP) in 30 outings on the road.
- Ended the season by working scoreless ball in each of his last 12 outings and 9.0 innings pitched from 9/10-10/3.

2011: Spent the majority of the season at Triple-A Buffalo, also making 11 relief appearances for the Mets.

- Allowed four runs on the season with the Mets, spread over four of his 11 outings...tagged with the loss in three of those appearances.
- Led the Bisons and tied for fifth in the International League with 21 saves.

2010: Spent the majority of the season at Triple-A Durham, making 46 relief appearances...made one appearance for Tampa Bay.

2009: Pitched in 11 big league games over three stints with TB, spending most of his time with Triple-A Durham.

- First recalled 5/22 and made his Major League debut that day, recording a 3.0-inning save at FLA...became first big leaguer to earn a save in his debut since Seattle's Emiliano Fruto on 5/14/06 at Los Angeles-AL.
- Recorded a team-high 17 saves for Durham and was named to the International League All-Star team.

2008: Spent the entire season with Triple-A Durham, appearing in a team-high 52 games.

- Earned International League All-Star honors after posting a 1.46 ERA (8 ER, 49.1 IP) over the first half of the season.
- Added to the TB 40-man roster following the season.

QUICK HIT

- Originally signed by the Padres as a non-drafted free agent in 2002, returned to the club as a minor league free agent prior to the 2012 season.

- Earned save in first Major League outing on May 22, 2009 for TB at FLA...was first pitcher to earn save in debut since 5/14/06 (SEA Emiliano Fruto).

- First MLB Win: June 25, 2012 at Houston

- First MLB Save: May 22, 2009 at Florida



2007: Led the Southern League in saves for the third consecutive season, pitching for Double-A Montgomery.

2006: Once again led the Southern League in saves, making 57 appearances for Double-A Mobile in his final year in the Padres organization (rejoined the Padres in 2011).

- Traded to TB on 9/15 as the player to be named in the August 25 deal that sent OF Russell Branyan to SD.

2005: Led the Southern League with 27 saves for Double-A Mobile and was named to the SL All-Star team.

2004: Split the season between Single-A Lake Elsinore and Double-A Mobile.

- Ranked second in the California League with 23 saves.

2003: Made his professional debut for Single-A Fort Wayne and was named to the Midwest League's mid-season and post-season All-Star teams.

- Pitched a perfect ninth in the Midwest League All-Star Game, picking up the win for the East squad.

PERSONAL

Dale Scott Thayer... he and his wife, Lisa, have four daughters: twins, Charlotte and Haley, Ella and Layla...graduate of Edison High School in Huntington Beach, CA...attended both Santa Ana Junior College and Chico State University...originally signed by Padres' scout Mal Fichman.

DALE THAYER'S CAREER PITCHING RECORD

YR	CLUB	W-L	ERA	G	GS	CG	SHO	SV	IP	H	R	ER	HR	HB	BB	SO	WP	BK	AVG
2003	Fort Wayne (A)	1-3	2.06	45	0	0	0	25	48.0	31	15	11	2	2	15	72	1	0	.182
2004	Lake Elsinore (A)	2-1	1.63	50	0	0	0	23	55.1	36	12	10	1	0	11	54	0	0	.177
	Mobile (AA)	1-1	3.68	8	0	0	0	0	7.1	8	3	3	1	0	1	7	0	0	.267
2005	Mobile (AA)	3-5	2.34	56	0	0	0	27*	57.2	60	16	15	5	1	26	59	1	0	.279
2006	Mobile (AA)	7-4	2.48	57	0	0	0	27*	65.1	59	18	18	3	3	22	57	0	0	.243
	Portland (AAA)	0-0	3.00	2	0	0	0	0	3.0	2	1	1	1	0	1	4	1	0	.200
2007	Montgomery (AA)	9-0	2.26	47	0	0	0	21*	59.2	40	16	15	4	1	20	54	1	0	.187
	Durham (AAA)	0-0	2.89	8	0	0	0	0	9.1	5	3	3	0	0	4	9	2	0	.167
2008	Durham (AAA)	3-1	2.77	52	0	0	0	9	68.1	73	26	21	2	0	24	76	4	0	.268
2009	Durham (AAA)	2-5	2.27	51	0	0	0	17	63.1	59	24	16	3	3	15	44	2	0	.245
	TAMPA BAY	0-0	4.61	11	0	0	0	1	13.2	18	9	7	3	0	1	8	1	0	.310
2010	Durham (AAA)	4-1	3.45	46	0	0	0	3	60.0	68	28	23	3	4	25	55	6	0	.283
	TAMPA BAY	0-0	27.00	1	0	0	0	0	2.0	7	6	6	1	0	0	2	0	0	.538
2011	Buffalo (AAA)	4-3	2.66	54	0	0	0	21	71.0	54	23	21	8	1	15	66	3	0	.214
	NEW YORK-NL	0-3	3.48	11	0	0	0	0	10.1	12	4	4	0	0	0	5	0	0	.308
2012	Tucson (AAA)	0-0	0.00	7	0	0	0	0	8.1	2	0	0	0	0	2	5	0	0	.074
	SAN DIEGO	2-2	3.43	64	0	0	0	7	57.2	53	24	22	4	1	12	47	2	0	.248
2013	SAN DIEGO	3-5	3.32	69	0	0	0	1	65.0	59	25	24	8	2	22	64	2	0	.244
2014	SAN DIEGO	4-5	2.34	70	0	0	0	0	65.1	53	19	17	9	2	16	62	1	0	.215
Major League Totals		9-15	3.36	226	0	0	0	9	214.0	202	87	80	25	5	51	188	6	0	.249
Minor League Totals		36-24	2.45	483	0	0	0	173	576.2	497	185	157	33	15	181	562	21	0	.231

*Led league +Tied for league lead @Rehab assignment

2014 AND CAREER BATTING RECORD

YR	CLUB	AVG	G	AB	R	H	2B	3B	HR	RBI	SH	SF	HP	BB	SO	SB	CS	OBP	SLG
2014	SAN DIEGO	.000	70	1	0	0	0	0	0	0	0	0	0	0	1	0	0	.000	.000
Major League Totals		.000	226	3	0	0	0	0	0	0	0	0	0	0	1	0	0	.000	.000

CAREER FIELDING

POSITION	PCT.	G	PO	A	E	TC	DP
Pitcher	.962	226	9	16	1	26	2

SINGLE-GAME HIGHS

INNINGS PITCHED.....3.0 IP, May 22, 2009 at Florida
 LOW-HIT COMPLETE GAME.....None
 STRIKEOUTS.....4, April 12, 2013 vs. Colorado
 MOST HITS ALLOWED.....7, August 7, 2010 at Toronto
 MOST RUNS ALLOWED.....6, August 7, 2010 at Toronto
 MOST WALKS ALLOWED.....2, seven times, last September 27, 2014 at San Francisco
 MOST HOME RUNS ALLOWED.....1, 25 times, last September 23, 2014 vs. Colorado
 CAREER WINNING STREAK.....Three games, September 18, 2013 - April 14, 2014
 CAREER 10-STRIKEOUT GAMES.....None
 CAREER HOME RUNS HIT.....None

CAREER TRANSACTIONS

2002.....Signed by the San Diego Padres as a non-drafted free agent, September 25.
 2006.....Acquired by the Tampa Bay Rays as the player to be named, completing the August 24 trade that sent OF Russell Branyan to San Diego, September 15.
 2011.....Signed by the New York Mets as a minor league free agent, February 6.
 2011.....Signed by the San Diego Padres as a minor league free agent, December 6.



ALEX TORRES

LEFT-HANDED PITCHER

54

TORRES

BATS/THROWS: L/L**OPENING DAY AGE:** 27**BORN:** December 8, 1987 in Valencia, Venezuela**RESIDENCE:** Valencia, Venezuela**ACQUIRED:** From TB with RHP Jesse Hahn for INF Logan Forsythe, RHP Brad Boxberger, RHP Matt Andriese, RHP Matt Lollis and INF Maxx Tissenbaum, January 22, 2014**CONTRACT STATUS:** Signed through 2015**HEIGHT/WEIGHT:** 5-10/185**SERVICE TIME:** 1.141

CAREER

2014: Posted a 1-2 record with a 3.33 ERA (20 ER, 54.0 IP) with 51 strikeouts against 33 walks in his first season with San Diego.

- Set career-bests in appearances (70) and games finished (12)... his 70 appearances were tied for the team lead with Dale Thayer.
- Stranded 39 of his 44 inherited runners (88.6%), tied for the fourth-best rate in the Majors and third-best in the NL, behind only J.P. Howell-LAD (94.3%) and Randy Choate-STL (89.7%).
- Worked scoreless ball in 53 of his 69 outings...allowed just two earned runs in final 10 outings after allowing eight in previous seven from 8/14-31...allowed just eight earned over his first 46 games of the season (1.88 ERA, 8 ER, 38.1 IP) from 3/30 - 7/26.
- Posted a career-best 12-game, 11.2-inning scoreless streak from 4/9 - 5/6, limiting the opposition to a .111 batting average in that time.
- Posted a 2.36 ERA (7 ER, 26.2 IP) with 23 strikeouts against 15 walks and a .211 opponents average in 34 games at Petco Park...went 2-1 with a 4.28 ERA (13 ER, 27.1 IP) and 28 strikeouts against 18 walks with a .248 opponents average on the road.
- Limited left-handed bats to a .256 (23-for-90) with one home run while righties hit just .209 (23-for-110) with one home run...among left-handed, NL relievers, his opponents batting average against right-handed hitters ranked sixth.

QUICK HIT

- A natural lefty, he began throwing right-handed at age 13 as a way to preserve his left arm and throw more BP...today he can throw in the 80's right-handed, or at a distance of up to 120 feet.

- First MLB Win: September 24, 2011 vs. Toronto

2013: Went 4-2 with a 1.71 ERA (58 IP, 11 ER) in 39 appearances over two Major League stints with Tampa Bay... his 1.71 ERA led all Major League rookie relievers.

- Began the season with Triple-A Durham and was recalled 5/15 to take the place of injured David Price on the roster... optioned to Durham after pitching in two games and recalled again for good on 6/1.
- Over his first 21 big league outings (through 8/4), allowed only one run in 34.1 IP...pitched to a 3.80 ERA (10 ER, 23.2 IP) over his last 18 appearances.
- Began his season with 20 consecutive scoreless innings, a streak that extended to 25.0 IP counting his final outing of 2011 (did not appear in 2012).
- Led all AL relievers with a .224 opponents' slugging pct...in 201 AB, yielded only 11 extra-base hits (10 2B, 1 HR).
- Held opponents to a .468 OPS (.244 OBP, .224 SLG), fourth-lowest in the Majors behind Koji Uehara-BOS (.400), Kevin Siegrist-STL (.432) and Joe Nathan-TEX (.464)...in Major League history, only one rookie reliever held opponents to an OPS this low while facing as many batters: Jonathan Papelbon-BOS (.465) in 2006.
- Ranked third among AL relievers with a .159 opp avg. (32-for-201).
- Held right-handed hitters to a .149 average (18-for-121), lowest of any qualifying lefty reliever.
- According to the ELIAS, became the second pitcher in the last 50 seasons (1964-2013) to allow fewer than 10 hits in the first 100 AB of a season against him (9-for-100), joining Aroldis Chapman-CIN in 2012 (also 9-for-100).
- Went 4.0 IP in two consecutive outings (5/18 at BAL and 6/1 at CLE), becoming the first Major League reliever with consecutive appearances of four-plus innings, one hit or fewer and no runs since KC's Mike Boddicker on 7/5-12/92.
- Pitched in three of four games in the ALDS vs. BOS, recording four scoreless innings (two hits, 0 BB, five Ks)...was called in with the game tied in Game 3 (1.0 IP) and Game 4 (2.0 IP).
- Pitched in one game in the World Baseball Classic for Venezuela on 3/10...allowed two runs in 0.2 innings in San Juan, PR.

2012: Struggled for a majority of the season with Triple-A Durham, spending one day on the Rays active roster as the 26th man in a 6/24 doubleheader, but did not pitch.

2011: Spent most of the year at Triple-A Durham, but also saw his first big league action making four relief appearances over two stints for the Rays.

- Recalled on 7/18 and made his Major League debut that night vs. NYY...optioned to Durham the following day.
- Recalled for the remainder of the season on 9/13 and allowed two earned runs in 7.0 IP over three relief outings.
- Earned his first big league win on 9/24 vs. TOR, pitching 5.0 scoreless innings in relief (3 H, 1 BB, 5 SO).

2010: Pitched the entire campaign with Double-A Montgomery, leading the league with 150 strikeouts on his way to being named a Southern League All-Star.

- His 150 strikeouts were three shy of the Biscuit's record held by Andy Sonnanstine (153 in 2006)...ranked second in the Rays system in strikeouts to minor league leader Matt Moore (208).
- Was among the Southern League leaders in SO/9 (9.46, 3rd), starts (27, T3rd) and ERA (3.47, 7th)...led the league with 70 walks.
- Selected to the World team in the SiriusXM Futures Game at Anaheim Stadium...tossed a scoreless third inning, allowing one hit.



PLAYERS

2009: Began the season with Single-A Rancho Cucamonga in the Angels system and was later promoted to Double-A Arkansas before an 8/28 trade sent him and two others to Tampa Bay with LHP Scott Kazmir heading to the Angels.

- Went a combined 13-6 with a 2.77 ERA (48 ER, 156.0 IP) at his three stops, making 28 appearances (26 starts).
- Named a mid- and post-season California League All-Star.
- Following the season, was rated by *Baseball America* as the No. 9 prospect in the Rays organization.

2008: Opened the season with the Rookie-Level Arizona Angels posting a 4-0 record with a 1.54 ERA in four starts before making 10 starts for High-A Rancho Cucamonga.

- Following his promotion to Rancho Cucamonga, made 10 starts and allowed just one home run in 53.0 innings.

2007: Pitched in four contests for the Rookie-Level Arizona League Angels.

2006: Spent his first season in the U.S., making 14 appearances, nine starts, with the Rookie-Level Arizona Angels.

2005: Made his pro debut for the Rookie-Level Dominican Angels, posting a 4-2 record with a 1.52 ERA in nine starts.

PERSONAL

Alexander Jesus Torres...attended Universidad Educativa Privado Bello Monte in Venezuela, where he studied science... for the last several years Alex has hosted clinics near his hometown of Valencia during the offseason for Little Leaguers between the ages of four and 13...the youngest of eight children, Alex has five sisters and two brothers...his brother, Freddy, was a catcher on the Cleveland Indians Venezuelan League team from 2001-03...is ambidextrous when it comes to throwing a baseball...a natural lefty, he began throwing right-handed at age 13 as a way to preserve his left arm and throw more BP...today he can throw in the 80s right-handed, or at a distance of up to 120 feet...originally signed by Angels' scout Carlos Porte.

ALEX TORRES' CAREER PITCHING RECORD

YR	CLUB	W-L	ERA	G	GS	CG	SHO	SV	IP	H	R	ER	HR	HB	BB	SO	WP	BK	AVG
2005	DSL Angels (R)	4-2	1.52	9	9	1	1	0	53.1	23	20	9	2	4	23	87	5	0	.122
2006	AZL Angels (R)	2-5	4.29	14	9	0	0	1	50.1	42	28	24	1	2	36	47	6	0	.235
2007	AZL Angels (R)	1-0	4.76	4	0	0	0	0	5.2	4	6	3	0	1	8	3	7	2	.190
2008	AZL Angels (R)	4-0	1.54	4	4	0	0	0	23.1	11	4	4	1	1	10	24	2	0	.153
	R. Cucamonga (A)	3-2	3.91	10	10	0	0	0	53.0	52	26	23	1	3	29	62	8	1	.264
2009	R. Cucamonga (A)	10-3	2.74	21	19	0	0	0	121.1	93	43	37	4	6	63	124	9	1	.217
	Arkansas (AA)	3-1	2.77	5	5	0	0	0	26.0	23	10	8	0	1	17	25	1	0	.245
	Montgomery (AA)	0-2	3.12	2	2	0	0	0	8.2	7	6	3	1	0	5	7	1	0	.219
2010	Montgomery (AA)	11-6	3.47	27	27	0	0	0	142.2	136	63	55	9	4	70*	150*	12	1	.256
2011	Durham (AAA)	9-7	3.08	27	27	1	0	0	146.1	134	61	50	7	6	83	156	10	3	.249
	TAMPA BAY	1-1	3.38	4	0	0	0	0	8.0	8	4	3	0	1	7	9	0	0	.258
2012	Durham (AAA)	3-7	7.30	26	14	0	0	0	69.0	70	58	56	6	3	63	91	5	1	.261
	GCL Rays (R)	0-1	3.18	4	4	0	0	0	11.1	7	4	4	0	0	4	17	0	0	.175
2013	Durham (AAA)	2-2	3.52	9	9	0	0	0	46.0	34	23	18	2	2	21	61	2	0	.200
	TAMPA BAY	4-2	1.71	39	0	0	0	0	58.0	32	12	11	1	3	20	62	1	0	.159
	SAN DIEGO	2-1	3.33	70	0	0	0	0	54.0	46	25	20	2	3	33	51	6	0	.230
Major League Totals		7-4	2.55	113	0	0	0	0	120.0	86	41	34	3	7	60	51	7	0	.199
Minor League Totals		52-38	3.50	162	139	2	1	1	757.0	636	352	294	34	33	432	854	68	9	.230

*Led league +Tied for league lead @Rehab assignment

DIVISION SERIES RECORD

YR	CLUB	W-L	ERA	G	GS	CG	SHO	SV	IP	H	R	ER	HR	HB	BB	SO	WP	BK
2013	TB vs. BOS	0-0	0.00	3	0	0	0	0	4.0	2	0	0	0	0	0	5	0	0

WORLD BASEBALL CLASSIC RECORD

YR	CLUB	W-L	ERA	G	GS	CG	SHO	SV	IP	H	R	ER	HR	HB	BB	SO	WP	BK
2013	Venezuela	0-0	27.00	1	0	0	0	0	0.2	1	2	2	0	0	2	2	0	0

2014 AND CAREER BATTING RECORD

YR	CLUB	AVG	G	AB	R	H	2B	3B	HR	RBI	SH	SF	HP	BB	SO	SB	CS	OBP	SLG
2014	SAN DIEGO	.000	70	1	0	0	0	0	0	0	0	0	0	0	1	0	0	.000	.000
Major League Totals		.000	70	1	0	0	0	0	0	0	0	0	0	0	1	0	0	.000	.000

CAREER FIELDING

POSITION	PCT.	G	PO	A	E	TC	DP
Pitcher	.880	113	5	17	3	25	1

SINGLE-GAME HIGHS

INNINGS PITCHED.....5.0 IP, September 24, 2011 vs. Toronto
 LOW-HIT COMPLETE GAME.....None
 STRIKEOUTS.....6, June 1, 2013 at Cleveland
 MOST HITS ALLOWED.....3, six times, last June 2, 2014 vs. Pittsburgh
 MOST RUNS ALLOWED.....3, twice, last June 12, 2014 at Philadelphia
 MOST WALKS ALLOWED.....3, twice, last April 14, 2014 vs. Colorado
 MOST HOME RUNS ALLOWED.....1, three times, last August 19, 2014 at Los Angeles-NL
 CAREER WINNING STREAK.....Five games, September 24, 2011 - August 4, 2013
 CAREER 10-STRIKEOUT GAMES.....None
 CAREER HOME RUNS HIT.....None

CAREER TRANSACTIONS

2005.....Signed by the Los Angeles Angels as a non-drafted free agent, January 12.
 2009.....Acquired by the Tampa Bay Rays with INF Sean Rodriguez and INF Matt Sweeney in exchange for LHP Scott Kazmir, August 28.
 2014.....Acquired by the San Diego Padres with RHP Jesse Hahn in exchange for INF Logan Forsythe, INF Maxx Tissenbaum, RHP Brad Boxberger, RHP Matt Andriese and RHP Matt Lollis, January 22.



JUSTIN UPTON

OUTFIELDER

BATS/THROWS: R/R

OPENING DAY AGE: 27

BORN: August 25, 1987 in Norfolk, VA

RESIDENCE: Scottsdale, AZ

ACQUIRED: From ATL with RHP Aaron Northcraft for LHP Max Fried, INF Dustin Peterson, OF Mallex Smith, INF Jace Peterson and international bonus compensation: December 19, 2014

CONTRACT STATUS: Signed through 2015

HEIGHT/WEIGHT: 6-2/205

SERVICE TIME: 7.060

CAREER

2014: Earned his second career Silver Slugger Award after he hit .270 with 34 doubles, 29 home runs and 102 RBI in 154 games for the Braves.

- Ranked third in the National League in RBI, tied for fourth in home runs, sixth in slugging percentage (.491) and tied for seventh in extra-base hits (65).
- Named the NL Player of the Week on 4/14 after leading the Majors with a .591 (13-for-22) batting average and a 1.227 OPS during the week (4/7-13).
- Captured two milestones with one hit on 8/10 vs. WSH...his HR to leadoff the 4th inning was career hit 1,000 and career RBI 500.
- In the month of August, hit safely in 21-of-28 games and posted a .291 avg, with an NL-best 28 RBI, seven homers (tied for second), a .563 slugging pct. (fifth) and a .383 OBP (16th)...led the Majors with six game-winning RBI in the month, while his nine go-ahead RBI led the NL.
- He and his brother B.J. became the first pair of brother teammates to homer and notch an outfield assist in the same game on 9/27.

2013: In his first season with the Braves, hit .263 (147-for-558) with 27 doubles, 27 home runs and 70 RBI in 149 games.

- Led the team and ranked tied for fourth in NL with 27 home runs.
- Hit five home runs through his first five games of the season, including a two homer game on 4/6... According to ELIAS, he became the first player in MLB history to hit five home runs in his first five games with a team (also first to hit six homers in first seven games).
- Led the majors with 12 home runs in April (second place had nine).
- Hit his 12th home run on 4/27, the team's 23rd game, making him the quickest player in Braves franchise history to reach that home run total.
- Combined to homer with brother B.J. in the same game on three occasions (4/6 vs. CHI, 4/18 at PIT and 4/23 at COL). becoming the fifth set of brothers in Major League history to homer in the same game as teammates at least three times.
- Had a 13-game hitting streak from 7/27-8/9, his longest of the season...hit .426 (23-for-54) with four doubles, six home runs and 14 during this stretch, with the Braves going 13-0 in that time.
- Drew 75 walks, the seventh-most in the National League.
- Totaled 12 game-winning RBI on the season, the second-most on the team and 12th-most in the NL.
- Made his third career appearance in the National League Division Series...made starts in all four games vs. LAD and hit .143 (2-for-14).

2012: Hit .280 (155-for-554) with 24 doubles, four triples, 17 home runs and 67 RBI in 150 games in his final season with the Arizona Diamondbacks.

- Tied for second in the NL with a career-high 107 runs scored.
- Became the fifth player in D-backs history with 100 homers on 8/3 at PHI, joining Luis Gonzalez, Steve Finley, Chris Young and Mark Reynolds.
- His brother B.J. also hit his 100th home run on the same night, becoming the sixth pair of brothers to reach the milestone: Alomar (Roberto, 210 & Sandy Jr, 112), Boone (Bret, 252 & Aaron, 126), Boyer (Ken, 282 & Clete, 162), DiMaggio (Joe, 361 & Vince, 125) and Meusel (Bob, 156 & Irish, 106).
- Hit his first career inside-the-park home run on 8/25 vs. SD, his 25th birthday...Was the first player to hit an inside-the-park home run on his birthday since Lou Brock on 6/18/76 vs. SD (ELIAS).
- Batted .287 (76-for-265) in the second half, up from .273 (79-for-289) prior to the All-Star break.
- Hit .313 (78-for-249) at home, compared to .252 (77-for-305) on the road.
- Acquired by the Braves along with 3B Chris Johnson from Arizona in exchange for INF/OF Martin Prado, RHP Randall Delgado, RHP Zeke Spruill, INF Nick Ahmed and INF Brandon Drury on 1/24.

QUICK HIT

- His 10 career home runs at Petco Park are tied for the most by a visiting player in ballpark history.
- Selected by Arizona with the first overall pick of the 2005 First-Year Player Draft... Padres have had seven previous No. 1 picks appear in a game in team history.
- Since 2009, ranks fourth among active NL players in total bases (1,587), tied for fifth in HR (147) and seventh in RBI (482).
- First MLB Hit: August 4, 2007 at Los Angeles-NL, infield single off Derek Lowe.
- First MLB Home Run: August 7, 2007 vs. Pittsburgh, solo off Tom Gorzelanny



2011: Earned his second career NL All-Star Selection and his first career NL Silver Slugger Award after he hit .289 with 39 doubles, five triples, 31 homers and 88 RBI in 159 games for the D-Backs.

- Was also named to the *Sporting News* NL All-Star Team and was selected as the D-Backs Most Valuable Player by the Arizona Chapter of the BBWAA.
- Ranked among NL leaders in HBP (T1st, 19), doubles (T2nd, 39), extra-base hits (T3rd, 75), runs scored (T3rd), total bases (T5th, .313), home runs (T9th) and slugging percentage (10th, .529)...the 19 HBP were a club record.
- Was the 10th player (13th time) in D-Backs franchise history to reach the 30-homer plateau.
- Became the 15th player all-time to record 20 stolen bases and 30 homers before his age-24 season along with Alex Rodriguez, Andruw Jones, Bobby Bonds, Carlos Gonzalez, Chris Young, David Wright, Fernando Tatis, Hanley Ramirez, Jose Canseco, Mike Schmidt, Nomar Garciaparra, Sammy Sosa, Troy Tulowitzki and Willie Mays.
- He and his brother B.J. (TB) became the first set of brothers in Major League history to reach 20-homers and 20-steals in the same season.
- Won NL Player of the Week honors twice: 6/13-19 and 7/18-24 (co-winner with the Padres' Cameron Maybin).
- Collected an extra-base hit in a franchise-record 10 straight games from 7/20-30.
- Batted .200 (4-for-20) with two home runs and three RBI in five NLDS games vs. MIL.

2010: Posted a .273 batting average (135-for-495) with 27 doubles, 17 homers and 69 RBI in 133 games for Arizona.

- Led the NL with a .446 (25-for-56) average during Interleague Play...tied the club record with four runs scored on 6/21 vs. NYY after he reached base in all five plate appearances.
- Posted a 17-game hitting streak (.403, 27-for-67) from 7/10-8/1.
- His .985 fielding percentage was a career best after committing a career-low four errors...had a career-best 47-game errorless streak from 4/23-6/16.
- Missed 27 games after straining his left shoulder on 8/30.
- Was named the D-backs' nominee for the Roberto Clemente Award.

2009: Earned his first NL All-Star selection and set career highs in batting average (.300), slugging percentage (.532) and triples (seven) in his third Major League season.

- Joined Orlando Cepeda (1959) as the only player in MLB history to hit at least a .300 with 25 homers, 80 RBI and 20 stolen bases in a single season at the age of 21 or younger.
- Led the Majors with a .762 slugging percentage vs. left-handers...also ranked fifth in the NL in batting average (.377) and home runs (12) against southpaws.
- Among Major League players, he ranked fourth in batting average and 10th in slugging percentage.
- Among NL players from the seventh inning on, he ranked second with a .339 batting average (56-for-165) and sixth with 56 hits and a .576 slugging percentage.
- Hit safely in a career-best 18-straight games from 4/24-5/11, batting .385 (24-for-65) with seven home runs and 17 RBI.
- Named the NL Player of the Month for May after batting .373 (41-for-110) with eight doubles, four triples, seven home runs, 21 RBI and an NL-best .709 slugging percentage.
- Reached base safely in 23 consecutive games from 7/20-9/1, hitting .398 (37-for-93) in that time.
- Missed 18 games while on the disabled list from 8/6-25 with a right oblique strain.

2008: Posted a .250 batting average (89-for-356) with 19 doubles, 15 homers and 42 RBI in 108 games for Arizona.

- Remained the youngest player in the Major Leagues at 20 years old until the Dodgers' Clayton Kershaw made his big league debut on 5/25.
- Homered in three straight games from 4/3-5, becoming only the fourth player in baseball history to do so at 20 or younger...Jimmy Sheckard (Brooklyn, 1898), Mel Ott (New York Giants, twice in 1929) and Willie Mays (New York Giants, 1951) each accomplished the feat.
- Hit five homers through the club's first 11 games, only the third player in Major League history under 21 years old to hit five home runs or more in his club's first 11 games of the season, joining Al Kaline-DET in 1955 (five) and Miguel Cabrera-FLA in 2004 (six).
- Missed 43 games while on the disabled list from 7/18-8/29 with a left oblique strain suffered on 7/9 at WSH.

2007: Was named *USA Today's* Minor League Player of the Year after batting .319 (123-for-385) with 23 doubles, 18 home runs and 70 RBI in 103 combined games at Single-A Visalia and Double-A Mobile.

- Named to the Southern League mid- and post-season All-Star Teams and *Baseball America's* Double-A-All-Star Team.
- Selected to the US Roster at the SiriusXM Futures Game in San Francisco.
- His contract was purchased from Mobile on 8/2, and made his Major League debut that night at SD...At 19 years, 342 days old, became the youngest D-backs player to ever appear in a game.
- Was a single shy of becoming the youngest player in Major League history to hit for the cycle on 8/7 vs. PIT, going 3-for-4 with his first Major League home run (off Tom Gorzelanny).
- Entered the season ranked by *Baseball America* as the No. 1 Prospect in the D-backs' organization (No. 9 overall) and being the "Best Hitter for Average" and "Best Athlete."
- Hit .600 (3-for-5) with one RBI in two NLDS games vs. CHI...Batted .222 (2-for-9) in four NLCS games vs. COL.

2006: Made his professional debut with Single-A South Bend and hit .263 (115-for-438) with 28 doubles, 12 home runs and 66 RBI in 113 games.

- Named to the Midwest League mid-season All-Star Team.
- Ranked by *Baseball America* as the "Best Batting Prospect", "Best Strike-Zone Judgment" and "Most Exciting Player."
- Was selected with the first overall pick of the 2005 First-Year Player Draft by the Diamondbacks.

Justin Irvin Upton...he and his wife, Ashley, reside in Scottsdale, AZ...graduated in 2005 from Great Bridge High School in Chesapeake, VA... as a senior in 2005, received national accolades as the Gatorade High School Player of the Year, a *USA Today* First-Team selection and a *Baseball America* High School All-American while also earning Virginia Player of the Year honors...*Baseball America's* "Rating the Best Tools" for the 2005 Draft preview issue tabbed him as the Best Athlete, Best Five-Tool Talent, Best Pure Hitter, Fastest Baserunner, Best Defensive Player and the Closest to the Majors among high school players...following his junior campaign, awarded the inaugural Jackie Robinson Award as the 2004 AFLAC National High School Player of the Year and named the Gatorade Virginia Player of the Year...played for Team USA's IBAF World Junior Championship Team in Taiwan and hit .417 in six games with four triples, a home run and five RBI...identified by *Baseball America* as the best 14-year-old and 15-year-old prospect in the nation in 2002 and 2003, respectively...was drafted No. 1 overall in by the Diamondbacks in the 2005 draft...his older brother, B.J., was drafted by the Tampa Bay Devil Rays as the second pick in the 2002 draft, making them the only brother combination to be selected as the No. 1 and No. 2 draft choices in different drafts...originally signed by Greg Lonigro (Diamondbacks).

JUSTIN UPTON'S CAREER BATTING RECORD

YR	CLUB	AVG	G	AB	R	H	2B	3B	HR	RBI	SH	SF	HP	BB	SO	SB	CS	OBP	SLG	E	
2006	South Bend (A)	.263	113	438	71	115	28	1	12	66	0	6	5	52	96	15	7	.343	.413	6	
2007	Visalia (A)	.341	32	126	27	43	6	2	5	17	0	2	3	19	28	9	4	.433	.540	3	
	Mobile (AA)	.309	71	259	48	80	17	4	13	53	0	5	5	37	51	10	7	.399	.556	3	
	ARIZONA	.221	43	140	17	31	8	3	2	11	0	0	1	11	37	2	0	.283	.364	5	
2008	ARIZONA	.250	108	356	52	89	19	6	15	42	0	3	4	54	121	1	4	.353	.463	11	
	Tucson (AAA)@	.279	15	61	13	17	3	1	3	10	0	0	0	7	26	2	0	.353	.508	2	
2009	ARIZONA	.300	138	526	84	158	30	7	26	86	1	4	2	55	137	20	5	.366	.532	12	
	Visalia (A)@	.250	2	8	1	2	0	0	1	6	0	0	0	1	3	1	0	.333	.625	0	
2010	ARIZONA	.273	133	495	73	135	27	3	17	69	1	7	4	64	152	18	9	.356	.442	4	
2011	ARIZONA	.289	159	592	105	171	39	5	31	88	0	4	19	59	126	21	8	.369	.529	13	
2012	ARIZONA	.280	150	554	107	155	24	4	17	67	0	6	5	63	121	18	8	.355	.430	5	
2013	ATLANTA	.263	149	558	94	147	27	2	27	70	1	4	5	75	161	8	1	.354	.464	4	
2014	ATLANTA	.270	154	566	77	153	34	2	29	102	0	8	6	60	171	8	4	.342	.491	8	
Major League Totals		.274	1034	3787	609	1039	208	32	164	535	3	16	36	46	441	1026	96	39	.354	.476	62
Minor League Totals		.288	233	892	160	257	54	8	34	152	0	13	13	116	204	37	18	.373	.481	16	

*Led league +Tied for league lead @Rehab assignment

DIVISION SERIES RECORD

YR	CLUB	AVG	G	AB	R	H	2B	3B	HR	RBI	SH	SF	HP	BB	SO	SB	CS	OBP	SLG
2007	ARI vs. CHI	.600	2	5	2	3	0	0	0	1	0	0	0	3	0	1	0	.750	.600
2011	ARI vs. MIL	.200	5	20	3	4	0	0	2	3	0	0	0	3	6	0	0	.304	.500
2013	ATL vs. LAD	.143	4	14	2	2	1	0	0	0	0	0	0	4	4	0	0	.333	.214
Division Series Totals		.231	11	39	7	9	1	0	2	4	0	0	0	10	10	1	0	.388	.414

CHAMPIONSHIP SERIES RECORD

YR	CLUB	AVG	G	AB	R	H	2B	3B	HR	RBI	SH	SF	HP	BB	SO	SB	CS	OBP	SLG
2007	ARI vs. COL	.222	4	9	0	2	1	1	0	0	0	0	2	0	3	0	0	.364	.556

ALL-STAR RECORD

[illegible]

CAREER FIELDING

POSITION	PCT.	G	PO	A	E	TC	DP
Right Field	.969	769	1536	25	50	1611	7
Left Field	.974	258	445	5	12	462	0
Career Totals	.970	1012	1981	30	62	2073	7

SINGLE-GAME HIGHS

HITTING STREAK.....	18 games, April 24 - May 11, 2009
HITS	5, twice, last May 30, 2011 vs. Florida
DOUBLES	2, 16 times, last May 26, 2014 vs. Boston
RBI	6, twice, last July 23, 2011 vs. Colorado
RUNS SCORED	4, twice, last June 21, 2010 vs. New York-AL
WALKS	3, 10 times, last September 12, 2013 at Miami
STRIKEOUTS.....	5, August 17, 2013 vs. Washington

HOME RUNS

CAREER MULTI-HOME RUN GAMES (7).....	last April 10, 2014 vs. New York-NL
CAREER GRAND SLAMS (3).....	May 17, 2013 vs. Los Angeles-NL (Paco Rodriguez) July 23, 2011 vs. Colorado (Eric Stults) June 2, 2009 at Los Angeles-NL (Randy Wolf)
CAREER PINCH-HIT	None

CAREER TRANSACTIONS

2005.....	Signed with the Arizona Diamondbacks as a first-round (first overall) selection in the First-Year Player Draft.
2013.....	Acquired by the Atlanta Braves with INF Chris Johnson in exchange for INF Brandon Drury, INF Nick Ahmed, RHP Randall Delgado, UTL Martin Prado and RHP Zeke Spruill, January 24.
2014.....	Acquired by the San Diego Padres along with RHP Aaron Northcraft in exchange for LHP Max Fried, INF Dustin Peterson, OF Mallek Smith and INF Jace Peterson as well international bonus compensation, December 19.



JOSE VALVERDE

RIGHT-HANDED PITCHER

46

BATS/THROWS: R/R

OPENING DAY AGE: 37

BORN: March 24, 1978 in San Pedro de Macoris, Dominican Republic

RESIDENCE: Santo Domingo, Dominican Republic

ACQUIRED: Signed as a minor league free agent: January 7, 2015

CONTRACT STATUS: Signed through 2015

HEIGHT/WEIGHT: 6-4/265

SERVICE TIME: 10.041

NON-ROSTER INVITEE

CAREER

2014: Appeared in 21 games for the New York Mets, going 1-1 with two saves and a 5.56 ERA (13 ER, 20.2 IP).

- Made the Mets Opening Day roster out of spring training after being invited to camp as a non-roster invitee...was released on 5/26.

2013: Appeared in 20 games for the Detroit Tigers, earning nine saves after signing a minor league contract on 4/4

- Pitched to a 0-1 record with a 5.59 ERA (12 ER, 19.1 IP).
- Had his contract selected on 4/24...was designated for assignment on 6/21, outrighted to the minors on 6/27 and was released on 8/7.

2012: Went 3-4 with 35 saves and a 3.78 ERA (29 ER, 69.0 IP) in 71 relief appearances for the Tigers.

- Finished sixth in the American League with 35 saves.
- Converted 15 straight save opportunities from 7/16-9/15.
- Posted a 3.12 ERA (12 ER, 34.2 IP) in 36 outings on the road compared to a 4.46 ERA (17 ER, 34.1 IP) in 35 appearances at home.
- Limited right-handed hitters to a .193 (22-114) batting average.
- Pitched in four postseason games including two games in the ALDS vs. OAK, one game in the ALCS vs. NYY and one game in the World Series vs. SF.

2011: Selected to the American League All-Star squad for the second straight season as he set a Tigers club record and led the Majors with 49 saves.

- Led the AL with 75 appearances and 49 saves...finished fifth among all relievers with 72.1 innings pitched, while he finished ninth with a 2.24 ERA and 10th with 69 strikeouts.
- Tabbed Major League Baseball's Delivery Man of the Year, an honor that recognizes the most outstanding relief pitcher during the regular season.
- Earned the Hilton Smith Award from the Negro League Baseball Museum as the American League's Reliever of the Year.
- Converted 49 consecutive save opportunities from 4/3 – 9/28 ...became only the third pitcher in major league history to be perfect in all his save opportunities during a single season while posting 40 or more saves...Eric Gagne converted all 55 of his save chances for the Los Angeles Dodgers during the 2003 season and Brad Lidge converted all 41 of his save chances for the Philadelphia Phillies in 2008.
- Registered the 200th save of his career on 5/8 at TOR...became the 41st pitcher in major league history to reach that plateau.
- Limited righthanded hitters to a .158 (18-114) batting average while lefties hit .230 (34-148) against him.
- Had two saves in the ALDS vs. NYY...was 0-1 in three outings vs. TEX in the ALCS.

2010: Was selected to his first American League All-Star Team and second overall after he went 2-4 with 25 saves and a 3.00 ERA (14 ER, 54.0 IP) for Detroit.

- Ranked ninth in the American League in saves and was eighth among all American League relievers with a .184 batting average against and 5.86 hits per nine innings.
- Did not allow a run in 25 consecutive outings 4/8-6/12, tossing 25.1 scoreless innings.
- Established a career high with 3.0 innings of relief on 9/2 at MIN.

2009: Appeared in 52 games in his final season with the Houston Astros, pitching to a 4-2 record with 25 saves and a 2.83 ERA (14 ER, 54.0 IP) in 52 games.

- Converted 19 consecutive save opportunities 7/6- 9/27.
- Posted a 4-0 record, 1.64 ERA (6 ER, 33.0 innings) and 17 saves in 30 outings following the All-Star break.
- Was on the disabled list with a right calf strain from 4/27 - 6/13.

QUICK HIT

- Three-time All-Star (2007, 2010-11), two-time Rolands Relief Man of the Year winner (2007, 2011) and 2011 MLB Delivery Man of the Year winner.

- Entering 2015, his 288 career saves rank third among active pitchers while his 626 appearances rank ninth.

- First MLB Win: June 20, 2003 vs. Cincinnati

- First MLB Save: June 24, 2003 vs. Chicago-AL

2008: Pitched to a 6-3 record with a National-League-leading 44 saves and 3.38 ERA in 74 games in his first season with Houston.

- Ranked seventh among all National League relievers with 83 strikeouts.
- Registered his 100th career save on 4/20 vs. COL.
- Established an Astros record with a save in 15 consecutive appearances 8/9 - 9/10.
- Earned the DHL Delivery Man of the Month for August after posting a 1-0 record, 0.64 ERA (1 ER, 14.0 IP), 10 saves and 17 strikeouts in 14 outings...his 10 saves led the NL during the month.

2007: Was selected to the National League All-Star squad for the first time in his career after led the Majors with 47 saves with the Arizona Diamondbacks.

- Was tied for sixth among all National League relievers with 10.91 strikeouts per nine innings, while he finished ninth with a .196 batting average against.
- Earned NL Player of the Week honors for the week of 5/13-19...notched three saves and hurled 4.0 scoreless innings.
- Did not allow a run in 3.0 innings over three games in the NLDS vs. CHL...appeared in one game in the NLCS vs. COL, allowing one run over 1.2 innings of work.

2006: Split the season between the D-Backs and Triple-A Tucson, appearing in 44 games in the Majors and 15 games in the minors.

- Pitched to a 2-3 record, 18 saves and a 5.84 ERA (32 ER, 49.1 IP) with the big league club compared to a 1-0 record, three saves and a 3.06 ERA (6 ER, 17.2 IP) with Tucson.
- Led all National League relievers with 12.59 strikeouts per nine innings with the Diamondbacks.
- Began the season with Arizona...was optioned to Tucson (AAA) of the Pacific Coast League on 7/3...was recalled for the remainder of the year on 8/14.

2005: Spent the majority of the season with the Diamondbacks, going 3-4 with 15 saves and 2.44 ERA (18 ER, 66.1 IP) in 61 games.

- Was seventh among all National League relievers with 75 strikeouts and finished eighth with 10.18 strikeouts per nine innings.
- Opened the season on the disabled list with right biceps tendinitis before being activated on 5/2.

2004: Made Arizona's Opening Day roster for the first time in his career.

- Was limited to 29 outings after landing on the disabled list for the remainder of the season on 6/14 with right rotator cuff tendinitis.
- Had a small tear in the labrum in his right shoulder repaired arthroscopically by Dr. Michael Lee on 9/9.

2003: Saw his first Major League action after being recalled from Triple-A Tucson on 6/1...made his Major League debut that night at San Diego.

- Finished second among all National League relievers with a .137 batting average against, 4.29 hits per nine innings and 12.70 strikeouts per nine innings, while he finished eighth with a 2.15 ERA and ninth with 9.30 baserunners per nine innings.
- Collected his first major league save on 6/4 vs. CWS, tossing a scoreless inning of relief in an 8-6 win.
- Earned his first major league win on 6/20 vs. CIN in a 6-5 victory.
- Shared National League Player of the Week honors for the week of 6/16-22, the first Diamondbacks player to win the award...posted a 1-0 record, four saves and five strikeouts as he tossed 5.0 scoreless innings in five relief outings.
- Earned the National League Rolands Relief Pitcher of the Month for June after compiling a 1-0 record, 1.29 ERA (2 ER, 14.0 IP), nine saves and 18 strikeouts in 14 outings.

2002: Struck out 65 batters in 47.2 innings with Tucson (AAA) of the Pacific Coast League.

2001: Only appeared in 39 games with Double-A El Paso of the Texas League due to a right elbow strain.

- Pitched for the World Team in the SiriusXM Futures Game at Seattle's Safeco Field.

2000: Third among all Midwest League relievers with 11.09 strikeouts per nine innings with South Bend.

1999: Ranked second in the rookie-level Arizona League with eight saves for the Arizona League Diamondbacks... was tied for second in the AZL with 17 games finished, while he tied for third with 20 appearances.

- Led all league relievers with 14.76 strikeouts per nine innings.

1998: Made his professional debut with the Dominican Summer League Diamondbacks.

PERSONAL

Jose Rafael Valverde...lives with his wife, Sanjily, daughter, Montserrat, and sons, Jose Miguel and Gael...attended Escuela San Lorenzo, where he graduated in 1997...His brother Jonathan played three seasons at the minor league level with the Los Angeles Dodgers (2002-04) and one season with the Diamondbacks (2006)... Two of his uncles played professionally...Jose Mercedes saw action at the Major League level with the Milwaukee Brewers (1994-98), Baltimore Orioles (2000-2001) and Montreal Expos (2003), while Carlos Mercedes played at the minor league level.



PLAYERS

JOSE VALVERDE'S CAREER PITCHING RECORD

YR	CLUB	W-L	ERA	G	GS	CG	SHO	SV	IP	H	R	ER	HR	HB	BB	SO	WP	BK	AVG
1998	DSL D-backs (R)	1-3	1.75	23	4	0	0	7	51.1	31	14	10	2	2	22	56	3	0	.169
1999	AZL D-backs (R)	1-2	4.08	20	0	0	0	8	28.2	34	21	13	1	4	10	47	1	1	.274
	South Bend (A)	0-0	0.00	2	0	0	0	0	2.2	2	0	0	0	1	2	3	1	1	.250
2000	Missoula (R)	1-0	0.00	12	0	0	0	4	11.2	3	0	0	0	0	4	24	2	0	.075
	South Bend (A)	0-5	5.40	31	0	0	0	14	31.2	31	20	19	1	3	25	39	8	0	.254
2001	El Paso (AA)	2-2	3.92	39	0	0	0	13	41.1	36	19	18	1	4	27	72	6	1	.225
2002	Tucson (AAA)	2-4	5.85	49	0	0	0	5	47.2	45	33	31	8	5	23	65	4	2	.250
2003	Tucson (AAA)	1-1	3.10	22	0	0	0	5	29.0	26	11	10	1	0	14	26	3	0	.236
	ARIZONA	2-1	2.15	54	0	0	0	10	50.1	24	16	12	4	2	26	71	2	0	.137
2004	ARIZONA	1-2	4.25	29	0	0	0	8	29.2	23	17	14	7	1	17	38	4	0	.213
	Tucson (AAA)@	1-1	4.22	10	1	0	0	3	10.2	9	5	5	0	2	5	5	1	0	.220
2005	ARIZONA	3-4	2.44	61	0	0	0	15	66.1	51	19	18	5	2	20	75	3	0	.211
	Tucson (AAA)@	0-0	0.00	2	0	0	0	0	2.0	1	0	0	0	0	1	3	0	0	.143
2006	ARIZONA	2-3	5.84	44	0	0	0	18	49.1	50	32	32	6	2	22	69	2	0	.256
	Tucson (AAA)@	1-0	3.06	15	0	0	0	3	17.2	13	9	6	1	0	10	18	1	0	.200
2007	ARIZONA	1-4	2.66	65	0	0	0	47*	64.1	46	21	19	7	3	26	78	1	0	.196
2008	HOUSTON	6-3	3.38	74	0	0	0	44	72.0	62	28	27	10	2	23	83	3	2	.225
2009	HOUSTON	4-2	2.33	52	0	0	0	25	54.0	40	15	14	5	2	21	56	1	0	.207
	Corpus Christi (AA)@	0-0	0.00	2	0	0	0	0	2.0	0	0	0	0	0	2	2	1	0	.000
2010	DETROIT	2-4	3.00	60	0	0	0	26	63.0	41	24	21	5	3	32	63	3	0	.184
2011	DETROIT	2-4	2.24	75	0	0	0	49*	72.1	52	21	18	5	3	34	69	3	1	.198
2012	DETROIT	3-4	3.78	71	0	0	0	35	69.0	59	34	29	3	4	27	48	1	0	.229
2013	Lakeland (A)	0-0	0.00	3	0	0	0	0	3.0	1	0	0	0	0	2	4	0	0	.125
	Toledo (AAA)	0-0	4.09	11	0	0	0	7	11.0	14	5	5	1	1	6	10	0	0	.333
	DETROIT	0-1	5.59	20	0	0	0	9	19.1	18	12	12	6	2	6	19	0	0	.237
2014	NEW YORK-NL	1-1	5.66	21	0	0	0	2	20.2	24	16	13	4	0	10	23	1	0	.282
Major League Totals		27-33	3.27	626	0	0	0	288	630.1	490	255	229	67	26	264	692	24	3	.210
Minor League Totals		10-16	3.92	234	1	0	0	72	255.0	225	127	111	15	21	137	331	28	5	.235

*Led league +Tied for league lead @Rehab assignment

DIVISION SERIES RECORD

YR	CLUB	W-L	ERA	G	GS	CG	SHO	SV	IP	H	R	ER	HR	HB	BB	SO	WP	BK
2007	ARI vs. CHI	0-0	0.00	3	0	0	0	1	3.0	1	0	0	0	0	1	6	0	0
2011	DET vs. NYY	0-0	6.00	3	0	0	0	2	3.0	2	2	2	1	0	4	3	0	0
2012	DET vs. OAK	0-1	16.20	2	0	0	0	1	1.2	4	3	3	0	0	0	3	0	0
Division Series Totals		0-1	5.87	8	0	0	0	4	7.2	7	5	5	1	0	5	12	0	0

CHAMPIONSHIP SERIES RECORD

YR	CLUB	W-L	ERA	G	GS	CG	SHO	SV	IP	H	R	ER	HR	HB	BB	SO	WP	BK
2007	ARI vs. COL	0-1	5.40	1	0	0	0	0	1.2	1	1	1	0	0	3	2	0	0
2011	DET vs. TEX	0-1	8.31	3	0	0	0	1	4.1	5	4	4	1	1	2	3	0	0
2012	DET vs. NYY	0-0	54.00	1	0	0	0	0	0.2	3	4	4	2	0	1	2	0	0
Championship Series Totals		0-2	6.75	5	0	0	0	1	6.2	9	9	9	3	1	6	7	0	0

WORLD SERIES RECORD

YR	CLUB	W-L	ERA	G	GS	CG	SHO	SV	IP	H	R	ER	HR	HB	BB	SO	WP	BK
2012	DET vs. SF	0-0	54.00	1	0	0	0	0	0.1	4	2	2	0	0	0	1	0	0

2014 AND CAREER BATTING RECORD

YR	CLUB	AVG	G	AB	R	H	2B	3B	HR	RBI	SH	SF	HP	BB	SO	SB	CS	OBP	SLG
2014	NEW YORK-NL	--	21	--	--	--	--	--	--	--	--	--	--	--	--	--	--	--	--
Major League Totals		.500	626	2	1	1	1	0	0	0	0	0	0	0	1	0	0	.500	1.000

CAREER FIELDING

POSITION	PCT.	G	PO	A	E	TC	DP
Pitcher	.881	626	34	25	8	67	2

SINGLE-GAME HIGHS

INNINGS PITCHED.....3.0 IP, September 2, 2010 at Minnesota
 LOW-HIT COMPLETE GAME.....None
 STRIKEOUTS.....5, twice, last June 20, 2006 at Tampa Bay
 MOST HITS ALLOWED.....5, twice, last June 19, 2013 vs. Baltimore
 MOST RUNS ALLOWED.....6, twice, last June 15, 2012 vs. Colorado
 MOST WALKS ALLOWED.....5, July 30, 2010 at Boston
 MOST HOME RUNS ALLOWED.....2, five times, last April 16, 2014 at Arizona
 CAREER WINNING STREAK.....Four games, July 22 - September 9, 2009
 CAREER 10-STRIKEOUT GAMES.....None
 CAREER HOME RUNS HIT.....None

CAREER TRANSACTIONS

1997.....Signed by the Arizona Diamondbacks as a non-drafted free agent, February 6.
 2007.....Acquired by the Houston Astros in exchange for UTL Chris Burke and RHPs J.C. Gutierrez and Chad Qualls, December 14.
 2010.....Signed by the Detroit Tigers as a free agent, January 19.
 2013.....Signed by the Detroit Tigers as a minor league free agent, April 4.
 2014.....Signed by the New York Mets as a minor league free agent, February 12.
 2015.....Signed by the San Diego Padres as a minor league free agent, January 7.



WILL VENABLE

OUTFIELDER

25

VENABLE

BATS/THROWS: L/L
OPENING DAY AGE: 32

BORN: October 29, 1982 in Greenbrae, CA

RESIDENCE: Austin, TX

ACQUIRED: Signed as a seventh-round selection in the 2005 First-Year Player Draft

CONTRACT STATUS: Signed through 2015

HEIGHT/WEIGHT: 6-3/205
SERVICE TIME: 5.155

CAREER

2014: Appeared in 146 games for the Padres, hitting .224 (91-for-406) with 13 doubles, eight home runs and 33 RBI.

- Hit .261 (41-for-157) with two doubles, one triple, six home runs, 19 RBI and 16 walks in 59 games during the second half of the season, compared to a .201/.258/.277 (50-for-249) line with 11 doubles, one triple, two home runs, 14 RBI and 17 walks before the All-Star break.
- Did not commit an error in the outfield, becoming just the third qualifying outfielder in franchise history to go an entire season without committing an error (also Eric Owens in 2000 and Dave Roberts in 2006).
- Over his final 54 games of the season (from 7/28 on), hit .294 (10-for-34) with a double, two home runs, 13 RBI and five walks with runners in scoring position...prior to this stretch, hit .171 (6-for-35) with two doubles, and 11 RBI with RISP in his first 92 games of the season.
- In 26 plate appearances as a pinch-hitter in 2014, hit .348 (8-for-23) with a home run and four RBI with two walks...among Major League players with at least 25 plate appearances as a pinch hitter, his batting average ranked fifth.
- Tallied his first walk-off hit of the season with an RBI-single in the bottom of the 12th inning on 5/5 vs. KC...since the start of the 2010 season, Venable has eight game-winning RBI in interleague games, tied for the second-most among National League players, trailing only Justin Upton, who has nine.
- Recorded his second walk-off hit of the season with an RBI-single in the bottom of the 12th inning on 8/2 vs. ATL...the walk-off was his sixth of his career, tied for fifth-most in Padres franchise history, trailing only Tony Gwynn (8), Kurt Bevacqua (8), Bip Roberts (7) and Gene Richards (7).
- When hitting sixth in the lineup, Venable hit .300 (24-for-80), the sixth-best batting average in the National League among hitters with at least 75 plate appearances in the six-hole.

QUICK HIT

- Lettered in baseball, basketball and track and field at San Rafael (CA) High School.
- Played both baseball and basketball at Princeton University. Became just the second player in Ivy League history to earn first team All-League honors in both baseball and basketball, joining former Padre Chris Young.
- His father, Max, played parts of 12 Major League seasons and is currently a hitting coach in the Seattle system.
- **First MLB Hit:** August 29, 2009 vs. Colorado, triple off Aaron Cook
- **First MLB Home Run:** September 4, 2008 at Milwaukee, solo off Jeff Suppan

2013: Unanimously named the Padres' Most Valuable Player by the San Diego chapter of the BBWAA following the season.

- Set career-highs in nearly every offensive category, including games played (151), average (.268), hits (129), home runs (22), RBI (53), runs scored (64), slugging percentage (.484), OPS (.796) and tied his career-high in triples (eight, also 2012).
- Signed a two-year extension with the Padres through the 2015 season on 9/3/12.
- One of nine players in Major League Baseball to record 20-or-more home runs and stolen bases in 2013 and one of eight to do so in Padres franchise history (10th instance)...first Padres to do so since Mike Cameron in 2006 (22 HR, 25 SB).
- Over 62 games in the second-half of the season, hit .315 (74-for-235) with 14 doubles, four triples, 11 home runs, 21 RBI, 34 runs scored, 13 stolen bases, a .357 on-base percentage and a .549 slugging for a .906 OPS...in the first half of the season, hit .224 (55-for-246) over 89 games.
- His .549 slugging percentage in the second-half ranked sixth-best among National League players...had 29 extra-base hits in the second half, tied for sixth-most in the NL.
- Named National League Player of the Week for 8/12-18, batting .406 with five extra-base hits, five RBI and seven runs scored in that time...his first career weekly honor.
- Named Padres nominee for the Hank Aaron Award, recognizing the most outstanding offensive performer in each league.
- Hit two leadoff home runs in 2013, with his first on 9/6 vs. COL for the eighth of his career to pass Quilvio Veras for the Padres franchise record...hit his second leadoff homer and ninth of his career on 9/12 at PHI against Roy Halladay.
- Enjoyed his best month of the season in August, hitting .367 (40-for-109) with six doubles, three triples, eight home runs, 15 RBI, 20 runs scored, six stolen bases, a .395 on-base percentage and .697 slugging percentage for a 1.092 OPS over 26 games.



Venable continued:

- His 40 hits were the most in the month of August by a Padre since Mark Loretta had 41 in August of 2004...his .367 average ranked sixth-best among National League players in August while his 17 extra-base hits led all National Leaguers...his 40 hits ranked second-most in the NL and eight homers tied for second-most...according to ELIAS, only three other Padres in history have had 40-or-more hits and eight-or-more home runs in one single month: Dave Winfield (July 1979), Ken Caminiti (August 1997) and Phil Nevin (August 2000).
- Had a career-best 15-game hit streak from 8/2-18 (.377, 23-for-61), the longest by a Padre in 2013 and longest since Chase Headley had a 16-game streak in 2011...hit streak was the longest by a Padres outfielder since Rondell White had a 16-game hit streak in 2003 (5/19-6/6/03).
- Hit his first career walk-off home run on 8/18 vs. NYM, a solo shot to lead off the bottom of the ninth inning...also had a walk-off single with the bases loaded on 5/29 vs. SEA.
- From 7/14 through the end of the season, hit .318 (76-for-239) with 14 doubles, four triples, 12 home runs, 23 RBI, 35 runs scored, 13 stolen bases, a .359 on-base percentage, a .561 slugging percentage and a .920 OPS in 63 games played.

2012: Played in a then career-high 148 games and hit .264 with nine home runs, 45 RBI and 24 stolen bases.

- Hit .353 (30-for-85) with runners in scoring position, the 10th-best qualifying mark among all Major League players and sixth-best in the NL.
- Over his final 38 games of the season from 8/19-10/3, hit .340 (36-for-106) with 23 runs scored.
- On 6/10 at MIL, collected three hits to bring his career-total at the time to 339, passing his father's (Max Venable) Major League total of 337 hits (337-for-1397, .241).
- Committed a career-high seven errors in 2012, tied for the most among qualifying NL outfielders.

2011: In his fourth year with the Padres, made 85 starts in the outfield (71 in right field, 10 in center field, four in left field).

- Set a new Padres record by belting five leadoff home runs, the first five of his career...five leadoff homers also tied him for second at the time on the club's all-time list (also Brian Giles and Rickey Henderson).
- Ranked 12th in the NL with 26 stolen bases and second in the Majors with an 89.7 success rate (29 attempts).
- Optioned to Triple-A Tucson on 5/23 and recalled 6/9...hit .224 (30-for-134) in 40 games prior to being optioned and .258 (61-for-236) in 81 games after returning to the big leagues.

2010: Appeared in 131 games for the Padres, including 101 starts in the outfield...made 64 starts in right field, 19 in left field and 18 in center field.

- Ranked among team leaders in games (third), runs (third), triples (first), home runs (second), RBI (third), stolen bases (first).
- Missed time from 7/3-21 while on the disabled list with lower back stiffness...missed several games throughout season while not on the DL due to back injury.
- Led the team with a career-high 29 stolen bases...combined with his 13 home runs, he became the 12th Padre (18th time overall) to record at least 20 steals and 10 home runs in a season.

2009: Appeared in 95 games for the Padres after beginning the season at Triple-A Portland...played all three outfield positions for San Diego, making 52 starts in right field, 16 starts in center field and three starts in left field.

- All 12 homers and 27 of his 28 extra-base hits came against right-handed pitching.

2008: Contract purchased from Triple-A Portland 8/29 and made his Major League debut that night.

- Selected for having the "Best Strike Zone Judgment" in the Pacific Coast League in *Baseball America's* annual "Best Tools" survey featured in the publication's 8/25-9/7 issue.
- With the Padres, batted at a .324 clip (11-for-34) off left-handed pitching but hit both homers off righties...hit .308 (8-for-26) with runners in scoring position and .500 (2-for-4) with the bases loaded.
- Made his Major League debut 8/29 vs. COL, collecting a triple in his first plate appearance off Aaron Cook...only the second player in club history to triple in his first Major League at-bat, joining John Sipin who did so on 5/24/69.
- Launched first career homer 9/4 at MIL off Jeff Suppan.

2007: Spent the entire season with the Texas League Champion Double-A San Antonio Missions...named the Padres' No. 5 prospect by *Baseball America* entering the season.

- Ranked among Texas League leaders in hits (tied for fourth, 143), games (tied for third, 134) and at-bats (second, 515).
- Hit for the cycle on 5/30 at Springfield...first Missions player to accomplish the feat since 2002...collected three RBI in the game.
- Named to the Texas League post-season All-Star team.
- Went 12-for-31 (.387) in seven playoff games with two RBI...notched the most hits and stolen bases (two) among Texas Leaguers in postseason play.

2006: Received the Padres' Minor League Player of the Year Award after an all-star season with Single-A Fort Wayne...ranked second in the San Diego organization in RBI (91), third in batting average (.314) and fourth in stolen bases (18).

- Named to the Midwest League post-season All-Star team...finished among league leaders in runs scored (T-1st, 86), batting average (second), RBI (second), hits (third, 148), on-base percentage (tied for third, .389), doubles (fourth, 34) and total bases (tied for fourth, 225).
- Knocked two grand slams: 5/4 at Kane County and 8/18 vs. South Bend.

2005: Split his professional debut between Rookie-level Peoria and Short-A Eugene.

- Went 2-for-4 with two RBI, two runs scored and one steal in his pro debut 6/22 at the AZL Mariners.

PERSONAL

William Dion Venable...married to Kathryn...graduated from San Rafael (CA) High School...lettered four times in basketball, three times in baseball and once in track and field in high school...was a standout in baseball and basketball at Princeton University...is only the second player in Ivy League history to earn first team All-Ivy honors in both basketball and baseball, joining Chris Young...was First-Team All-Ivy League in basketball in 2004 and baseball in 2005...received the B.F. Bunn Trophy in 2004-05, "awarded to that member of the Princeton varsity basketball team who through sportsmanship, play and influence has contributed most to the sport"...compiled 1,010 career points in four seasons with the Tigers...majored in anthropology...his father, Max, played parts of 12 Major League seasons and is now a minor league hitting coach in the Mariners organization...signed by Padres scout Jim Bretz.

WILL VENABLE'S CAREER BATTING RECORD

YR	CLUB	AVG	G	AB	R	H	2B	3B	HR	RBI	SH	SF	HP	BB	SO	SB	CS	OBP	SLG	E
2005	AZL Padres (R)	.322	15	59	13	19	4	2	1	12	0	0	4	2	9	4	0	.385	.508	0
	Eugene (A)	.216	42	139	17	30	5	2	2	14	0	1	2	14	38	2	1	.295	.324	4
2006	Fort Wayne (A)	.314	124	472	86+	148	34	5	11	91	1	6	7	55	81	18	5	.389	.477	4
2007	San Antonio (AA)	.278	134	515	66	143	19	3	8	68	5	4	10	38	84	21	2	.337	.373	2
2008	Portland (AAA)	.292	120	442	70	129	26	4	14	58	3	2	5	44	103	7	3	.361	.464	4
	SAN DIEGO	.264	28	110	16	29	4	2	2	10	0	1	0	13	21	1	0	.339	.391	0
2009	Portland (AAA)	.260	53	200	33	52	10	3	12	30	1	3	2	20	46	1	0	.329	.520	5
	SAN DIEGO	.256	95	293	38	75	14	2	12	38	2	0	4	25	89	6	1	.323	.440	2
2010	SAN DIEGO	.245	131	392	60	96	11	7	13	51	0	5	3	45	128	29	7	.324	.408	4
	Lake Elsinore (A)@	.071	5	14	0	1	1	0	0	0	0	0	0	4	8	1	0	.278	.143	0
	San Antonio (AA)@	.333	2	6	2	2	0	0	0	1	0	0	0	2	2	2	0	.500	.333	0
2011	SAN DIEGO	.246	121	370	49	91	14	7	9	44	1	4	5	31	92	26	3	.310	.395	2
	Tucson (AAA)	.276	14	58	14	16	3	2	3	11	0	1	0	5	13	3	0	.328	.552	2
2012	SAN DIEGO	.264	148	417	62	110	26	8	9	45	5	2	5	41	94	24	6	.335	.429	7
2013	SAN DIEGO	.268	151	481	64	129	22	8	22	53	2	1	2	29	118	22	6	.312	.484	3
2014	SAN DIEGO	.224	146	406	47	91	13	2	8	33	3	2	4	33	107	11	6	.288	.325	0
Major League Totals		.252	820	2469	336	621	104	36	75	274	13	15	23	217	649	119	30	.316	.414	18
Minor League Totals		.283	509	1905	301	540	102	21	51	285	10	17	30	184	384	59	11	.353	.439	21

*Led league +Tied for league lead @Rehab assignment

CAREER FIELDING

POSITION	PCT.	G	PO	A	E	TC	DP
Right Field	.984	534	828	10	14	852	4
Center Field	.996	259	498	5	2	505	0
Left Field	.971	52	67	0	2	69	0
First Base	1.000	1	1	0	0	1	0
Career Totals	.987	753	1394	12	18	1427	4

SINGLE-GAME HIGHS

HITTING STREAK.....15 games, August 2-18, 2013
HITS.....4, eight times, last May 31, 2014 at Chicago-AL
DOUBLES.....2, 12 times, last May 31, 2014 at Chicago-AL
RBI.....4, eight times, last July 30, 2014 vs. St. Louis
RUNS SCORED.....4, three times, last May 19, 2010 at Los Angeles-NL
WALKS.....3, September 5, 2012 at Los Angeles-NL
STRIKEOUTS.....4, three times, last August 11, 2013 at Cincinnati

HOME RUNS

CAREER MULTI-HOME RUN GAMES.....None
CAREER GRAND SLAMS (1).....September 28, 2011 vs. Chicago-NL (Ryan Dempster)
CAREER PINCH-HIT (1).....August 24, 2014 at Arizona (Matt Stites)
CAREER INSIDE-THE-PARK.....None
CAREER LEAD-OFF (10).....last, May 11, 2014 vs. Miami (Henderson Alvarez)
CAREER WALK-OFFS (1).....August 18, 2013 vs. New York-NL (Pedro Feliciano)

CAREER TRANSACTIONS

2004.....Selected by the Baltimore Orioles in the 15th round of the First-Year Player Draft (did not sign).
2005.....Signed with the San Diego Padres as a seventh-round selection in the First-Year Player Draft.



NICK VINCENT

RIGHT-HANDED PITCHER

50

BATS/THROWS: R/R**OPENING DAY AGE:** 28**BORN:** July 12, 1986 in Poway, CA**RESIDENCE:** San Diego, CA**ACQUIRED:** Signed as an 18th-round selection in the 2008 First-Year Player Draft**CONTRACT STATUS:** Signed through 2015**HEIGHT/WEIGHT:** 6-0/180**SERVICE TIME:** 2.007

CAREER

2014: Made his first Opening Day roster and set career-highs in games (63), innings pitched (55.0), strikeouts (62) and holds (20).

- Posted a career-best 25-game, 23.1-scoreless inning streak from 7/23 to 9/12...the streak, in terms of innings, was the second-longest by a National League reliever in 2014, behind only Jean Machi's-SF 25.1-inning scoreless streak from 4/16 – 6/21.
- The streak was the longest by a Padre since Kevin Correia also had a 23.1-inning streak in 2009 and the longest by a Padre reliever since Cla Meredith had a franchise-best 33.2-inning streak in 2006...his 25-straight games without allowing a run was second-longest in team history, behind Meredith's 28 games.
- Stranded 42 of his 48 inherited runners (85.7%), the fifth-best rate in the National League and tied for eighth-best in Major League Baseball.
- Held the opposition scoreless in 51 of his 63 appearances and held his opponent hitless in 34 outings.
- Placed on the 15-day disabled list on 6/15 with right shoulder fatigue and missed 27 games...made two rehabilitation appearances for Single-A Lake Elsinore, pitching two scoreless innings, allowing two hits with a strikeout...was activated from the DL on 7/19.
- Limited right-handed hitters to a .190 batting average (24-for-126) while lefties hit .274 (20-for-73) against him.
- Posted a 0-2 record with a 5.67 ERA (17 ER, 27.0 IP) in 30 appearances during the first half of the season compared to a 1-0 record with 1.61 ERA (5 ER, 28.0 IP) during the second half, after being reinstated from the DL on July 19.

QUICK HIT

- **First MLB Win:** May 26, 2012 at Houston
- **First MLB Save:** June 12, 2013 vs. Atlanta

2013: Opened the season with Triple-A Tucson, but made 45 appearances for the Padres as a late-inning reliever.

- Had two stints with the Padres: 5/30-31 and 6/11-end of the season.
- Limited opposing hitters to a .202 (33-for-163) batting average, 15th-best in the National League amongst relievers.
- Limited right-handers to a .122 (11-for-90) batting average, the second-best mark in the Majors behind Craig Kimbrel-ATL (.116)...it was the fourth-best ever by a Padres pitcher vs. right handed batters (min. .75 at bats).
- His 2.14 ERA (11 ER, 46.1 IP) ranked ninth in the National League amongst relievers (min. 45.0 IP).
- Had a 0.36 ERA (1 ER, 25.1 IP) at Petco Park, the lowest single-season ERA at the park (min. 25.0 IP).
- Earned the first save of his career on 6/12 vs. ATL, striking out Justin Upton who represented the go-ahead run.

2012: Split the season between the minor leagues and four stints the Padres, seeing his first Major League action with 27 relief appearances for San Diego.

- Began the season on the DL in the minor leagues...reinstated on 5/10 to pitch with Triple-A Tucson.
- Was recalled from Triple-A Tucson for his first Major League stint on 5/18 but optioned back on 5/20 without having made his debut.
- Recalled for a second stint with San Diego on 6/26 from Double-A San Antonio.
- Made his Major League debut on 5/26 at HOU, working 2.0 scoreless innings.
- Earned his first Major League victory in his second career outing on 6/28 at HOU.
- Went 1-0 with a 0.42 ERA (1 ER, 21.2 IP), a .171 (13-for-76) opponents batting average and 23 strikeouts against just five walks over his final 23 outings from 7/16 through the end of the season.
- From the time of his fourth and final recall on 8/18 through the end of the season, his 0.49 ERA (1 ER, 18.1 IP) was the fifth-best ERA among all big league pitchers with a minimum of 15.0 innings over that stretch, second-best among NL pitchers.
- Worked scoreless ball in 23 of his 27 outings overall for San Diego, including 22 of his final 23 outings.
- Held big league hitters to a .198 (19-for-96) average, including a .139 (5-for-36) average against left-handers and a .233 (14-for-60) mark against right-handed hitters.
- Worked scoreless ball in 12 of 13 outings at Petco Park, posting a 0.68 ERA (1 ER, 13.1 IP) at home against a 2.77 ERA (4 ER, 13.0 IP) in 14 outings on the road.

2011: Spent the entire season with Double-A San Antonio, making 66 relief appearances for the Texas League champs.

- Named to the Texas League mid-season All-Star Team.
- Averaged over a strikeout per inning with 89 in 79.1 IP...posted a 4.45 strikeout/walk ratio.
- Recorded a sub-1.000 WHIP (0.933) for the first time in his minor league career.

2010: Posted a career-best 1.87 ERA in 48 games (one start) for Single-A Lake Elsinore.

2009: Spent the entire season with Single-A Lake Elsinore, making 59 relief appearances.

- Marked his first full season as a reliever, recording 24 games finished.

2008: Spent the majority of the season at Short-Season Eugene, also making one start for Triple-A Portland.

PERSONAL

Nicholas James Vincent...engaged to Jaclyn...graduate of Ramona (CA) High School...attended both Palomar Junior College and Long Beach State University...originally signed by Padres' scout Brendan Hause.

NICK VINCENT'S CAREER PITCHING RECORD

YR	CLUB	W-L	ERA	G	GS	CG	SHO	SV	IP	H	R	ER	HR	HB	BB	SO	WP	BK	AVG
2008	Eugene (A)	3-3	5.40	16	8	0	0	2	43.1	42	32	26	6	2	20	38	3	0	.259
	Portland (AAA)	0-1	5.40	1	1	0	0	0	5.0	2	4	3	1	1	1	4	0	0	.118
2009	Lake Elsinore (A)	4-2	3.08	59	0	0	0	2	64.1	66	27	22	3	1	18	74	0	0	.266
2010	Lake Elsinore (A)	4-0	1.87	48	1	0	0	0	81.2	60	24	17	7	5	23	76	1	1	.201
2011	San Antonio (AA)	8-2	2.27	66	0	0	0	3	79.1	54	20	20	6	3	20	89	1	0	.196
2012	Tucson (AAA)	1-1	5.82	23	0	0	0	2	21.2	27	14	14	2	2	11	19	1	0	.314
	San Antonio (AA)	1-0	1.86	9	0	0	0	0	9.2	4	2	2	0	1	0	15	0	0	.121
	SAN DIEGO	2-0	1.71	27	0	0	0	0	26.1	19	5	5	2	1	7	28	1	0	.198
2013	Tucson (AAA)	4-3	3.55	24	0	0	0	0	25.1	26	11	10	4	1	12	24	1	0	.257
	SAN DIEGO	6-3	2.14	45	0	0	0	1	46.1	33	11	11	1	2	11	49	0	0	.202
2014	SAN DIEGO	1-2	3.60	63	0	0	0	0	55.0	44	22	22	5	2	11	62	1	0	.221
	Lake Elsinore (A)@	0-0	0.00	2	0	0	0	0	2.0	2	0	0	0	0	0	1	0	0	.286
Major League Totals		9-5	2.68	135	0	0	0	1	127.2	96	38	38	8	5	29	139	2	0	.210
Minor League Totals		25-12	3.09	248	10	0	0	9	332.1	283	134	114	29	21	105	340	7	1	.230

*Led league +Tied for league lead @Rehab assignment

2014 AND CAREER BATTING RECORD

YR	CLUB	AVG	G	AB	R	H	2B	3B	HR	RBI	SH	SF	HP	BB	SO	SB	CS	OBP	SLG
2014	SAN DIEGO	.000	63	1	0	0	0	0	0	0	0	0	0	0	1	0	0	.000	.000
Major League Totals		.000	135	2	0	0	0	0	0	0	0	0	0	0	2	0	0	.000	.000

CAREER FIELDING

POSITION	PCT.	G	PO	A	E	TC	DP
Pitcher	.963	135	7	19	1	27	1

SINGLE-GAME HIGHS

INNINGS PITCHED.....3.0 IP, May 31, 2013 vs. Toronto
LOW-HIT COMPLETE GAME.....None
STRIKEOUTS.....3, 12 times, last August 13, 2014 vs. Colorado
MOST HITS ALLOWED.....4, twice, last June 2 vs. Pittsburgh
MOST RUNS ALLOWED.....4, July 25, 2013 at Milwaukee
MOST WALKS ALLOWED.....2, three times, last September 11, 2013 at Philadelphia
MOST HOME RUNS ALLOWED.....1, eight times, last June 11, 2014 at Philadelphia
CAREER WINNING STREAK.....Four games, June 28, 2012 - June 20, 2013
CAREER 10-STRIKEOUT GAMES.....None
CAREER HOME RUNS HIT.....None

CAREER TRANSACTIONS

2008.....Signed by the San Diego Padres as an 18th-round selection in the First-Year Player Draft.



BRETT WALLACE

INFIELDER

84

BATS/THROWS: L/R

OPENING DAY AGE: 28

BORN: August 26, 1986 in Marin, CA

RESIDENCE: Houston, TX

ACQUIRED: Signed as a minor league free agent: December 15, 2014

CONTRACT STATUS: Signed through 2015

HEIGHT/WEIGHT: 6-2/235

SERVICE TIME: 2.067

NON-ROSTER INVITEE

CAREER

2014: Did not appear in a Major League game for the first time since 2009 as he split the season between Baltimore and Toronto's Triple-A clubs.

- Opened Spring Training with the Astros, but was released on 3/12.
- Signed a with the Orioles on 3/23 and appeared in 90 games for Triple-A Norfolk, hitting .265 with 10 homers and 25 RBI.
- Was acquired by Toronto for cash considerations on 7/14 and appeared in 38 games for Triple-A Buffalo, hitting .323 with seven homers and 23 RBI for the Bisons.

QUICK HIT

- **First MLB Hit:** August 1, 2010 vs. Milwaukee, single off Randy Wolf
- **First MLB Home Run:** September 7, 2010 at Chicago-NL, solo off Carlos Silva.

2013: Set career-highs in homers (13) and slugging percentage (.431) with Houston after playing in 79 Major League games.

- Made the club out of Spring Training but was optioned to Triple-A Oklahoma City on 4/18 after going 1-for-24 in his first seven games.
- Hit .326 (76-for-233) with 16 doubles, 11 homers, 37 RBI and a .952 OPS (.398 OBP, .554 SLG) in 60 games with OKC.
- Was recalled on 6/25 and stayed in Houston through the remainder of the season...collected 14 doubles, 13 homers, 34 RBI and a .471 SLG in 72 games after his final recall to Houston.
- During his second stint in the big leagues, 28 of his 57 hits (49%) went for extra bases.
- Started 58 games at first base, eight games at third base and five at designated hitter.

2012: Spent the majority of the season with Triple-A Oklahoma City but also appeared in 66 games with Houston.

- Started the season with OKC and was promoted to Houston on 6/3...was optioned back to OKC on 6/19...was recalled again on 7/30 and remained with the club for the remainder of the season, playing 55 games in his final stint with the Astros.
- Played in 86 minor league games with Oklahoma City...hit .300 (93-for-310) with the RedHawks over the course of two stints with the club (4/5-6/2 and 6/19-7/28)...recorded 57 RBI and 16 HR during that span.
- In 66 games with the Astros, posted a .253 batting average (58-for-229) with 10 doubles, one triple, nine homers, 24 RBI and 24 runs scored.

2011: Set career-highs in almost every offensive category in a career-most 115 games over two stints with HOU.

- Set career marks in at-bats (336), runs (37), hits (87), doubles (22), homers (five), RBI (29), walks (36) and batting average (.259)
- Made his first career Opening Day start and appeared in 101 games before being optioned to Triple-A OKC on 7/31...was recalled by Houston on 9/2 and appeared in 14 games.
- Hit .388 (33-for-85) with nine RBI in 26 games in April, which ranked as the third-highest batting average in franchise history for the month and ranked tied for third in the NL.
- In 28 games for Oklahoma City, hit .356 (37-for-104) with a .437 OBP, 10 doubles, one homer and 24 RBI.
- Finished the Spring tied for second in the Grapefruit League in RBI (18) and tied for eighth in batting average (.377).
- Following the season, played in 20 games for Leones del Escogido of the Dominican Winter League and hit .173 (9-for-52) with two doubles, two homers and nine RBI in 20 games.

2010: Saw action in 51 games for Houston, including 41 starts at first base, the most starts by an Astros rookie at that position since Jeff Bagwell started 155 games in 1991.

- Began the year in Toronto's system at Triple-A Las Vegas before being traded to Houston in exchange for OF Anthony Gose on 7/29...although a separate deal, Wallace was part of the Astros-Phillies Roy Oswalt trade...Oswalt was traded for LHP J.A. Happ, IF Jonathan Villar and Gose...Gose was subsequently dealt to Toronto for Wallace.
- Hit .301 (116-for-385) with Las Vegas with 18 homers with 61 RBI and was named a Pacific Coast League All-Star.
- When acquired, was assigned to Triple-A Round Rock but did not appear in a game...his contract was purchased by HOU on 7/31, the same day the club traded first baseman Lance Berkman...made his Major League debut that night.
- Despite appearing in just 51 games, led the club with seven hit by pitches...the total ranked fourth in the NL after the All-Star Break.
- Hit his first Major League home run on 9/7 at CHI off RHP Carlos Silva.

2009: Overall hit .293 with 26 doubles, 20 home runs and 63 RBI over three minor league levels and 138 games.

- Started the season in the St. Louis organization with Double-A Springfield, where he played in 32 games before being promoted to Triple-A Memphis on 5/3.
- Appeared in 62 games for Memphis, hitting .293 with 11 doubles, six home runs and 19 RBI.
- Selected to the US Roster for the SiriusXM Futures Game at Busch Stadium in St. Louis.
- Was acquired by the Oakland Athletics along with RHP Clayton Mortensen and INF Shane Peterson in exchange for OF Matt Holliday on 7/24.
- Was assigned to Triple-A Sacramento of the Pacific Coast League in the A's organization where he closed out his season playing in 44 games...hit nine home runs as part of 19 extra-base hits at Sacramento.
- Following the season on 12/16, was dealt to Toronto in exchange for OF Michael Taylor.

2008: Made his professional debut across two minor league levels after being selected by St. Louis in the first round (13th overall) of the First-Year Player Draft.

- After being drafted reported to Single-A Quad Cities in July and hit .327 in 41 games.
- Transferred to Double-A Springfield on 8/19...hit in nine straight upon arriving at Springfield and had six multi-hit games.
- Following the season, played for the Peoria at the Arizona Fall League and was named to the All-Prospect Team.

PERSONAL

Brett Alexander Wallace...graduated from Justin-Siena High School (CA) and went on to attend Arizona State University...at ASU, was a First-Team All-American in both 2007 and 2008...named Pac-10 Player of the Year in his sophomore and junior seasons (2007-08), just the fifth player in conference history to win the award in consecutive seasons...captured the Pac-10 Triple Crown both seasons and led the Sun Devils to the College World Series in 2007.

BRETT WALLACE'S CAREER BATTING RECORD

YR	CLUB	AVG	G	AB	R	H	2B	3B	HR	RBI	SH	SF	HP	BB	SO	SB	CS	OBP	SLG	E
2008	Quad Cities (A)	.327	41	153	28	50	8	1	5	25	0	0	7	17	32	0	0	.418	.490	5
	Springfield (AA)	.367	13	49	13	18	5	0	3	11	0	0	6	2	7	0	0	.456	.653	1
2009	Springfield (AA)	.281	32	128	22	36	5	0	5	16	0	0	8	18	34	0	0	.403	.438	2
	Memphis (AAA)	.293	62	222	22	65	11	0	6	19	0	2	4	15	42	0	1	.346	.423	10
	Sacramento (AAA)	.302	44	182	32	55	10	0	9	28	0	2	5	14	40	1	1	.365	.505	7
2010	Las Vegas (AAA)	.301	95	385	64	116	24	1	18	61	0	2	9	27	83	1	1	.359	.509	6
	HOUSTON	.222	51	144	14	32	6	1	2	13	0	0	7	8	50	0	0	.296	.319	3
2011	HOUSTON	.259	115	336	37	87	22	0	5	29	1	2	3	36	91	1	1	.334	.369	6
	Okla City (AAA)	.356	28	104	16	37	10	0	1	24	0	4	3	15	28	1	0	.437	.481	1
2012	Okla City (AAA)	.300	86	310	54	93	16	0	16	57	0	1	13	27	87	0	1	.379	.506	15
	HOUSTON	.253	66	229	24	58	10	1	9	24	0	1	6	18	73	0	0	.323	.424	7
2013	HOUSTON	.221	79	262	35	58	14	1	13	36	0	0	5	18	104	1	1	.284	.431	4
	Okla City (AAA)	.326	60	233	36	76	16	2	11	37	0	0	4	24	69	1	0	.398	.554	5
2014	Norfolk (AAA)	.265	90	339	50	90	12	0	10	35	0	2	4	29	98	0	1	.329	.389	6
	Buffalo (AAA)	.323	38	133	12	43	5	0	7	23	0	0	3	15	33	0	0	.404	.519	2
Major League Totals		.242	311	971	110	235	52	3	29	102	1	3	21	80	318	2	2	.313	.391	20
Minor League Totals		.303	589	2238	349	679	122	4	91	336	0	13	66	203	553	4	5	.376	.483	60

*Led league +Tied for league lead @Rehab assignment

CAREER FIELDING

POSITION	PCT.	G	PO	A	E	TC	DP
First Base	.990	263	1893	188	20	2101	182
Third Base	.929	17	6	20	2	28	6
Career Totals	.990	280	1899	208	22	2129	188

SINGLE-GAME HIGHS

HITTING STREAK.....11 games, April 19 - May 3, 2011
 HITS.....4, July 10, 2013 at St. Louis
 DOUBLES.....2, six times, last August 23, 2013 vs. Toronto
 RBI.....4, July 4, 2013 at Tampa Bay
 RUNS SCORED.....3, August 23, 2013 vs. Toronto
 WALKS.....3, June 16, 2011 vs. Pittsburgh
 STRIKEOUTS.....4, four times, last September 19, 2013 at Cleveland

HOME RUNS

CAREER MULTI-HOME RUN GAMES (2)....July 4, 2013 vs. Tampa Bay
 August 1, 2012 at Milwaukee
 CAREER GRAND SLAMSNone
 CAREER PINCH-HITNone

CAREER TRANSACTIONS

2005.....Selected by the Toronto Blue Jays in the 42nd-round of the First-Year Player Draft but did not sign.
 2008.....Signed by the St. Louis Cardinals as a first-round (13th overall) selection in the First-Year Player Draft.
 2009.....Acquired by the Oakland Athletics along with RHP Clayton Mortenson and INF Shane Peterson in exchange for OF Matt Holliday, July 24.
 2009.....Acquired by the Toronto Blue Jays in exchange for OF Michael Taylor, December 16.
 2010.....Acquired by the Houston Astros in exchange for OF Anthony Gose, July 29.
 2014.....Signed by the Baltimore Orioles as a minor league free agent, March 23.
 2014.....Acquired by the Toronto Blue Jays for cash considerations, July 14.
 2014.....Signed by the San Diego Padres as a minor league free agent, December 15.



61

MATT WISLER

RIGHT-HANDED PITCHER



BATS/THROWS: R/R
OPENING DAY AGE: 22

BORN: September 12, 1992 in Bryan, OH

RESIDENCE: Bryan, OH

ACQUIRED: Signed as an seventh-round selection in the 2011 First-Year Player Draft

CONTRACT STATUS: Signed through 2015

HEIGHT/WEIGHT: 6-3/197
SERVICE TIME: 0.000

NON-ROSTER INVITEE

CAREER

2014: Spent the majority of the campaign with Triple-A El Paso, posting a 9-5 record with a 5.01 ERA (65 ER, 116.2 IP) in 22 starts.

- Went 5-1 and a .396 ERA (27 ER, 61.1 IP) over his final 11 starts with the Chihuahuas compared to a 4-4 record with a 6.18 ERA (38 ER, 55.1 IP) over his first 11 outings for the club.
- Was rated as being the 18th-best prospect in the Pacific Coast League according to *Baseball America*.
- Opened the season with San Antonio, going 1-0 with a 2.10 (7 ER, 30.0 IP) in six starts for the Missions.
- Enters the 2015 season rated by *Baseball America* as being the top prospect in the Padres' system as well as having the "Best Slider."
- According to MLB.com, enters 2015 rated as being the No. 69 prospect in all of baseball.

QUICK HIT

- Enters 2015 as the Padres' No. 1 prospect according to *Baseball America*.

2013: Opened the season with Single-A Lake Elsinore making six starts before a promotion to Double-A San Antonio where he helped lead the Missions to the Texas League championship.

- Combined to post a 10-6 record with a 2.78 ERA (42 ER, 136.0 IP) over 26 starts for Lake Elsinore and San Antonio.
- His 3.00 ERA for San Antonio would have placed him fourth in the league if he had enough innings to qualify.
- Recorded a 3-1 record with a 1.86 ERA (6 ER, 29.0 IP) in six August starts.
- Made three starts for the Missions in the Texas League playoffs, going 1-0 with two no decisions allowing just one earned run over 16.0 innings for a 0.56 ERA...struck out 16.
- Following the season, rated by *Baseball America* as the No. 2 prospect in the Padres system...also entered 2014 as the No. 78 prospect in all of baseball according to MLB.com.

2012: In his first full season in the minors, spent the entire campaign with Class-A Fort Wayne and posted a 2.53 ERA in 24 games, 23 starts.

- Tossed a six-inning, rain-shortened shutout on July 1 at Lake County, allowing just two hits with six strikeouts.

2011: Made just one relief appearance for the Rookie-Level Arizona Padres in his first pro season.

PERSONAL

Mathew Robert Wisler (pronounced WISS-lurr)...a graduate of Bryan (Ohio) High School...originally signed by Padres' scout Mark Conner.

MATT WISLER'S CAREER PITCHING RECORD

YR	CLUB	W-L	ERA	G	GS	CG	SHO	SV	IP	H	R	ER	HR	HB	BB	SO	WP	BK	AVG
2011	AZL Padres (R)	0-0	INF	1	0	0	0	0	0.0	2	4	4	0	1	2	0	0	0	1.000
2012	Fort Wayne (A)	5-4	2.53	24	23	1	1	0	114.0	95	39	32	1	5	28	113	5	2	.227
2013	Lake Elsinore (A)	2-1	2.03	6	6	0	0	0	31.0	22	7	7	1	1	6	28	0	1	.196
	San Antonio (AA)	8-5	3.00	20	20	0	0	0	105.0	85	36	35	7	2	27	103	3	0	.223
2014	San Antonio (AA)	1-0	2.10	6	6	0	0	0	30.0	26	7	7	2	0	6	35	2	0	.234
	El Paso (AAA)	9-5	5.01	22	22	0	0	0	116.2	131	68	65	19	5	36	101	6	1	.279
Minor League Totals		25-15	3.40	79	77	1	1	0	396.2	361	161	150	30	14	105	380	16	4	.242

*Led league +Tied for league lead @Rehab assignment

CAREER TRANSACTIONS

2011.....Signed by the San Diego Padres as a seventh-round selection in the First-Year Player Draft.

40-MAN ROSTER

Executive Vice President/GM

A.J. Preller

Head Trainer

Todd Hutcheson

Assistant Trainer

Paul Navarro

Strength & Conditioning Coach

Brett McCabe



Manager

20-Bud Black

Director of Team Travel/

Equipment Manager

Brian Prilaman

Team Physicians

Scripps Clinic Medical Staff

Bullpen Catchers

80-Justin Hatcher

81-Griffin Benedict

Coaches

36-Darren Balsey (Pitching Coach), 47-Willie Blair (Bullpen Coach), 30-Glenn Hoffman (3B Coach), 14-Mark Kotsay (Hitting Coach), 32-Alonzo Powell (Asst. Hitting Coach), 8-Dave Roberts (Bench Coach), 17-Jose Valentin (1B Coach)

NO. PITCHERS (20)		B/T	HT.	WT.	BORN	BIRTHPLACE	RESIDENCE
53	Benoit, Joaquin	R/R	6-3	220	07-26-77	Santiago, DR	Santiago, DR
57	Campos, Leonel	R/R	6-3	185	07-17-87	Valera, Venezuela	Valera, Venezuela
34	Cashner, Andrew	R/R	6-6	219	09-11-86	Conroe, TX	Montgomery, TX
40	Despaigne, Odrisamer	R/R	6-0	195	04-04-87	Havana, CUB	Miami, FL
41	Erlin, Robbie	R/L	6-0	190	10-08-90	Oakland, CA	Santa Cruz, CA
60	Garces, Frank	L/L	5-10	170	01-17-90	San Cristobal, DR	San Cristobal, DR
65	Guerrero, Tayron	R/R	6-7	189	01-09-91	Boca Chica, Columbia	Boca Chica, Columbia
55	Johnson, Josh	L/R	6-7	245	01-31-84	Minneapolis, MN	Las Vegas, NV
56	Kelley, Shawn	R/R	6-2	220	04-26-84	Louisville, KY	Louisville, KY
49	Kelly, Casey	R/R	6-3	211	10-04-89	Sarasota, FL	Sarasota, FL
22	Kennedy, Ian	R/R	6-0	190	12-19-84	Huntington Beach, CA	Scottsdale, AZ
52	Luebke, Cory	R/L	6-3	205	03-04-85	Maria Stein, OH	Maria Stein, OH
37	Maurer, Brandon	R/R	6-5	220	07-03-90	Newport Beach, CA	Newport Beach, CA
21	Morrow, Brandon	R/R	6-3	210	07-26-84	Santa Rosa, CA	Scottsdale, AZ
59	Quackenbush, Kevin	R/R	6-4	219	11-28-88	Land O'Lakes, FL	Land O'Lakes, FL
38	Ross, Tyson	R/R	6-5	223	04-22-87	Berkeley, CA	Oakland, CA
33	Shields, James	R/R	6-3	215	12-20-81	Newhall, CA	Rancho Santa Fe, CA
44	Thayer, Dale	R/R	6-0	211	12-17-80	Fountain Valley, CA	Murrieta, CA
54	Torres, Alex	L/L	5-10	175	12-08-87	Valencia, Venezuela	Valencia, Venezuela
50	Vincent, Nick	R/R	5-11	181	07-12-86	Poway, CA	San Diego, CA
NO. CATCHERS (2)		B/T	HT.	WT.	BORN	BIRTHPLACE	RESIDENCE
29	Federowicz, Tim	R/R	5-10	215	08-05-87	Erie, PA	Erie, PA
3	Norris, Derek	R/R	6-0	210	02-14-89	Goddard, KS	Goddard, KS
NO. INFIELTERS (10)		B/T	HT.	WT.	BORN	BIRTHPLACE	RESIDENCE
23	Alonso, Yonder	L/R	6-1	230	04-08-87	Havana, CUB	Doral, FL
5	Amarista, Alexi	L/R	5-6	152	04-06-89	Barcelona, VZ	Barcelona, VZ
12	Barnes, Clint	R/R	6-1	200	03-06-79	Vincennes, IN	Mead, CO
64	Dickerson, Alex	L/L	6-3	230	05-26-90	Poway, CA	Poway, CA
9	Gyorko, Jedd	R/R	5-10	210	09-23-88	Morgantown, WV	Morgantown, WV
67	Lindsey, Taylor	L/R	6-0	195	12-02-91	Scottsdale, AZ	Scottsdale, AZ
7	Medica, Tommy	R/R	6-3	203	04-09-88	San Jose, CA	San Jose, CA
11	Middlebrooks, Will	R/R	6-3	220	09-09-88	Texarkana, TX	Dallas, TX
26	Solarte, Yangervis	S/R	5-11	195	07-07-87	Valencia, Venezuela	Valencia, Venezuela
15	Spangenberg, Cory	L/R	6-0	196	03-16-91	Clarks Summit, PA	Oldsmar, FL
NO. OUTFIELDERS (8)		B/T	HT.	WT.	BORN	BIRTHPLACE	RESIDENCE
16	Almonte, Abraham	S/R	5-9	205	06-27-89	Santo Domingo, DR	Santo Domingo, DR
27	Kemp, Matt	R/R	6-4	215	09-23-84	Midwest City, OK	San Diego, CA
28	Liriano, Rymer	R/R	6-0	230	06-20-91	Santo Domingo, DR	Santo Domingo, DR
24	Maybin, Cameron	R/R	6-3	205	04-04-87	Asheville, NC	Arden, NC
4	Myers, Wil	R/R	6-3	205	12-10-90	Thomasville, NC	Thomasville, NC
18	Quentin, Carlos	R/R	6-1	235	08-28-82	Bellflower, CA	San Diego, CA
10	Upton, Justin	R/R	6-2	205	08-25-87	Norfolk, VA	Scottsdale, AZ
25	Venable, Will	L/L	6-3	205	10-29-82	Greenbrae, CA	Austin, TX



BUILDING THE 40-MAN ROSTER

FIRST-YEAR PLAYER DRAFT (7)

Player	Draft Year	Round
Jedd Gyorko	2010	Second
Cory Luebke	2007	Supp. first (63rd pick)
Tommy Medica	2010	14th
Kevin Quackenbush	2011	Eighth
Cory Spangenberg	2011	First (10th overall)
Will Venable	2005	Seventh
Nick Vincent	2008	18th

NON-DRAFTED FREE AGENTS (4)

Player	Signing Date
Leonel Campos	12-21-10
Odrisamer Despaigne	05-05-14
Tayron Guerrero	12-18-09
Rymer Liriano	07-03-07

MAJOR LEAGUE FREE AGENT (5)

Player	Date
Joaquin Benoit	12-20-13
Josh Johnson	01-07-15
Brandon Morrow	12-19-14
James Shields	02-11-15
Clint Barnes	12-05-14

MINOR LEAGUE FREE AGENT (2)

Player	Date
Frank Garces	05-12-11
Dale Thayer	12-06-11

ACQUIRED VIA TRADE (22)

Player Acquired	From	Date	Players involved
Abraham Almonte	Seattle	07-31-14	With Stephen Kohlscheen in exchange for Chris Denorfia
Yonder Alonso	Cincinnati	12-17-11	With Yasmani Grandal, Edinson Volquez and Brad Boxberger in exchange for Mat Latos
Alexi Amarista	Los Angeles-AL	05-03-12	In exchange for Donn Roach in exchange for Ernesto Frieri
Andrew Cashner	Chicago-NL	01-06-12	With Kyung-Min Na in exchange for Anthony Rizzo and Zach Cates
Alex Dickerson	Pittsburgh	11-25-13	In exchange for Miles Mikolas and Jaff Decker
Robbie Erlin	Texas	07-31-11	With Joe Wieland in exchange for Mike Adams
Tim Federowicz	Los Angeles-NL	12-18-14	With Matt Kemp and cash considerations in exchange for Zach Eflin, Yasmani Grandal and Joe Wieland
Shawn Kelley	New York-AL	12-29-14	In exchange for Johnny Barbato
Casey Kelly	Boston	12-06-10	With Anthony Rizzo, Raymond Fuentes and Eric Patterson in exchange for Adrian Gonzalez
Matt Kemp	Los Angeles-NL	12-18-14	With Tim Federowicz and cash considerations in exchange for Zach Eflin, Yasmani Granal and Joe Wieland
Ian Kennedy	Arizona	07-31-13	In exchange for Joe Thatcher, Matt Stites and Competitive Balance Round B selection
Taylor Lindsey	Los Angeles-AL	07-19-14	With Elliot Morris, Jose Rondon and R.J. Alvarez in exchange for Huston Street and Trevor Gott
Brandon Maurer	Seattle	12-30-14	In exchange for Seth Smith
Cameron Maybin	Miami	11-13-10	In exchange for Edward Mujica and Ryan Webb
Will Middlebrooks	Boston	12-19-14	In exchange for Ryan Hanigan
Wil Myers	Tampa Bay	12-19-14	With Jose Castillo, Gerardo Reyes and Ryan Hanigan as part of a three-team trade, sending Jake Bauers, Rene Rivera and Burch Smith to Tampa Bay and Joe Ross an PTBNL to Washington
Derek Norris	Oakland	12-18-14	With Seth Streich and cash considerations for R.J. Alvarez and Jesse Hahn
Carlos Quentin	Chicago-AL	12-31-11	In exchange for Simon Castro and Pedro Hernandez
Tyson Ross	Oakland	11-16-12	With A.J. Kirby-Jones in exchange for Andrew Werner and Andy Parrino
Yangervis Solarte	New York-AL	07-22-14	With Rafael De Paula in exchange for Chase Headley and cash considerations
Alex Torres	Tampa Bay	01-22-14	With Jesse Hahn in exchange for Logan Forsythe, Brad Boxberger, Matt Andriese, Matt Lollis and Maxx Tissenbaum
Justin Upton	Atlanta	12-19-14	With Aaron Northcraft in exchange for Max Fried, Dustin Peterson, Mallex Smith and Jace Peterson

NON-ROSTER INVITEES (20)

NO.	PITCHERS (9)	B/T	HT.	WT.	BORN	BIRTHPLACE	RESIDENCE
87	Elbert, Scott	L/L	6-2	225	08-13-85	Joplin, MO	Surprise, AZ
72	Hancock, Justin	R/R	6-4	185	10-28-90	Defiance, OH	Defiance, OH
63	Jackson, Jay	R/R	6-1	195	10-27-87	Greenville, SC	Chattanooga, TN
58	Lane, Jason	R/L	6-2	225	12-22-76	Santa Rosa, CA	Santa Rosa, CA
88	Mateo, Marcos	R/R	6-1	220	04-18-84	San Cristobal, DR	Bani, DR
45	Northcraft, Aaron	R/R	6-4	230	05-28-90	Tucson, AZ	Newport Beach, CA
62	Rearick, Chris	L/L	6-3	190	12-05-87	Pooler, GA	Houston, TX
46	Valverde, Jose	R/R	6-4	265	03-24-78	San Pedro de Macoris, DR	Santo Domingo, DR
61	Wisler, Matt	R/R	6-3	197	09-12-92	Bryan, OH	Bryan, OH
NO.	CATCHERS (5)	B/T	HT.	WT.	BORN	BIRTHPLACE	RESIDENCE
79	Decker, Cody	R/R	5-11	220	01-17-87	Santa Monica, CA	Santa Monica, CA
83	Erickson, Griff	S/R	6-4	220	03-11-88	San Diego, CA	San Diego, CA
78	Gale, Rocky	R/R	6-0	188	02-22-88	Portland, OR	Gresham, OR
70	Hedges, Austin	R/R	6-1	190	08-18-92	San Juan Capistrano, CA	Tustin, CA
43	Nieves, Wil	R/R	5-11	190	09-25-77	San Juan, PR	San Juan, PR
NO.	INFIELDBERS (4)	B/T	HT.	WT.	BORN	BIRTHPLACE	RESIDENCE
2	Goebbert, Jake	L/L	6-0	205	09-24-87	Hoffman Estates, IL	Hampshire, IL
85	Goris, Diego	R/R	5-10	215	11-08-90	Santiago, DR	Santiago, DR
66	Peña, Ramiro	S/R	5-11	200	07-18-85	Monterrey, MX	San Nicolas de los Garza, MX
84	Wallace, Brett	L/R	6-2	235	08-26-86	Marin, CA	Houston, TX
NO.	OUTFIELDERS (2)	B/T	HT.	WT.	BORN	BIRTHPLACE	RESIDENCE
68	Noel, Rico	R/R	5-8	170	01-11-89	Lawton, OK	Lawton, OK
82	Renfroe, Hunter	R/R	6-1	200	01-28-92	Crystal Springs, MS	Nashville, TN



SEASON IN REVIEW



SEASON IN REVIEW


2014 SEASON HIGHLIGHTS

PETCO PADRES: The Padres finished the 2014 season 48-33 at home, a **new franchise record for wins in a single season at Petco Park**...overall, the only clubs in franchise history to win more games in the city of San Diego in a single season were the 1998 (54-27) and 1978 (50-31) squads.

- The club's .593 winning percentage at home tied for the sixth-best mark in MLB and fourth-best in the NL.
- During the second half, the Padres posted a 9-0-1 record in series at home, the best post-ASB series record at home in franchise history, surpassing the 8-2-1 the Friars posted in the second half of the 1988 season.
- Overall, the Padres were 24-8 (.750) at home after the All-Star Break, tied with Baltimore for the best home record in the second half...the .750 win percentage at home after the break was the best second-half home win percentage in franchise history, ahead of the 2012 season when the club went 25-12 (.676) at home in the second half.
- The Padres pitching staff posted a 2.56 ERA (213 ER, 748.0 IP) and limited the opposition to a .219 average at Petco Park, the best home ERA and tied for the best opponents average in Major League Baseball (also, Seattle).
- The Padres were 28-1 (.966) in games where they scored four-or-more runs at home, the best record in Major League Baseball in this scenario...since the start of 1901, the Padres .966 winning percentage when scoring four-or-more runs at home was the best since the 1942 Brooklyn Dodgers went 50-1 (.980) in these games.
- Had 11 walk-off wins in 2014, tied with the Miami Marlins for the most in Major League Baseball.

PADRES PITCHING PROWESS: The Padres combined to post a 3.27 ERA (523 ER, 1,438.2 IP) with 1,284 strikeouts against 462 walks while limiting the opposition to a .241 average...team ERA was the fourth-best in Major League Baseball and second-best in the National League.

- The Padres' 3.27 team ERA was the second-best in franchise history, behind only the 1971 club that posted a 3.22 ERA (515 ER, 1,438.0 IP) in 161 games.
- The 2014 Padres' 1,284 strikeouts were the second-most by any pitching staff in franchise history, trailing only the 2010 club that whiffed 1,295 batters.
- The staff limited the opposition to 3.56 runs per game, the lowest average in franchise history.




The 2014 staff posted the second-best ERA (3.27) in team history.

WHO'S THE ROSS?: Tyson Ross set career-highs in starts (31), innings (195.2), strikeouts (416) and ERA (2.81) in his first full season as a starter with the Padres...was 13-14 with a 2.81 ERA (61 ER, 195.2 IP) with 195 strikeouts in 31 starts...his ERA ranked 11th in the National League while his strikeouts ranked eighth.

- Posted the 11th-best ERA and opponents batting average (.230) in Padres franchise history while his strikeout total was seventh-best...his 8.97 strikeouts per nine innings ranked eighth in the National League.
- Selected to represent the Padres for the National League at the 85th annual Major League Baseball All-Star Game in Minneapolis on July 15...his first career trip to the All-Star Game came in what is his fifth Major League season...was the 10th starting pitcher in club history to be named an All-Star, the 12th time overall a Padres starting pitcher has been selected to the team...did not appear in the game as he made his last start on the Sunday before the All-Star Break.
- Had 14 consecutive quality starts from June 21- September 1, the longest quality start streak in Padres franchise history...surpassed the previous record of 11 games done by six pitchers, most recently by Andrew Cashner from August 14, 2013 - April 6, 2014.
- His 14 consecutive quality starts was the fifth-longest streak in Major League Baseball in 2014 and the second longest in the NL, behind only Clayton Kershaw, who tossed 17 straight from June 13 - September 14.

BIG-TIME BACKSTOP: Rene Rivera posted career-highs in almost every category in 2014, including games played (103), at-bats (294), runs (27), hits (74), doubles (18), home runs (11), RBI (44), walks (27), batting average (.252), on-base percentage (.319) and slugging percentage (.432).

- Threw out 29 attempted base-stealers, the highest total in Major League Baseball...since data started being kept in 1974, no Padres catcher had ever led the Majors in catcher caught stealing...his 29 runners caught stealing were the most by a Padres catcher since Ben Davis tossed out 34 in 2001.
- Guided the Padres pitching staff to a 3.10 ERA when he was behind the plate, the best catcher's ERA in franchise history, surpassing the 3.14 mark by Yorvit Torrealba during the 2010 season...his cERA was also tied for the best in Major League Baseball with Washington's Wilson Ramos.



2014 Pitcher of the Year Tyson Ross and MVP Rene Rivera

SEASON IN REVIEW

2014 BATTING STATISTICS

PLAYER	AVG	G	AB	R	H	2B	3B	HR	RBI	TB	SH	SF	HP	BB	IBB	SO	SB	CS	GDP	E	OBP	SLG
Almonte	.265	32	98	9	26	5	0	2	7	37	2	1	0	6	0	20	1	2	4	2	.305	.378
Alonso	.240	84	267	27	64	19	1	7	27	106	0	3	1	17	1	36	6	1	8	2	.285	.397
Amarista	.239	148	423	39	101	13	2	5	40	133	8	5	1	29	5	69	12	1	6	9	.286	.314
Blanks	.200	5	10	1	2	0	0	0	0	2	0	0	0	0	0	3	0	0	0	0	.200	.200
Cabrera	.232	90	357	36	83	13	1	3	20	107	9	4	1	20	0	86	18	8	5	13	.272	.300
Conrad	.100	13	30	2	3	1	0	1	2	7	0	1	0	3	0	14	0	0	0	0	.176	.233
Denorfia	.242	89	248	25	60	10	3	1	16	79	2	0	0	18	0	51	8	1	4	1	.293	.319
Falu	.150	11	20	0	3	0	0	0	0	3	0	0	0	3	1	4	1	0	1	0	.261	.150
Francoeur	.083	10	24	2	2	0	0	0	1	2	0	1	0	3	0	7	0	0	0	1	.179	.083
Goebbert	.218	51	101	12	22	1	3	1	10	32	0	0	2	12	3	32	2	1	0	2	.313	.317
Grandal	.225	128	377	47	85	19	1	15	49	151	0	6	2	58	1	115	3	0	7	7	.327	.401
Gyorko	.210	111	400	37	84	17	1	10	51	133	0	3	4	36	1	100	3	2	8	11	.280	.333
Headley	.229	77	279	27	64	12	1	7	32	99	0	1	5	22	0	73	4	1	12	6	.296	.355
Hundley	.271	33	59	1	16	3	0	1	3	22	0	0	0	0	0	13	0	0	1	0	.271	.373
Liriano	.220	38	109	13	24	2	0	1	6	29	0	1	2	9	1	39	4	1	6	4	.289	.266
Maybin	.235	95	251	24	59	13	4	1	15	83	0	1	1	19	2	56	4	3	8	2	.290	.331
Medica	.233	102	240	31	56	11	2	9	27	98	0	1	4	14	0	75	6	1	5	1	.286	.408
Moore	.200	9	10	1	2	1	0	0	1	3	0	0	0	2	1	5	0	0	0	0	.333	.300
Nady	.135	22	37	4	5	1	0	3	4	15	0	0	0	5	0	9	0	0	4	0	.238	.405
Nelson	.233	27	73	5	17	3	0	0	7	20	0	1	0	7	1	14	1	2	5	2	.296	.274
Peterson	.113	27	53	3	6	0	0	0	0	6	2	0	1	2	1	18	2	0	1	4	.161	.113
Quentin	.177	50	130	9	23	6	0	4	18	41	0	4	4	17	0	33	0	0	5	0	.284	.315
Rivera	.252	103	294	27	74	18	1	11	44	127	3	2	3	27	3	76	0	0	6	9	.319	.432
Smith	.266	136	443	55	118	31	5	12	48	195	0	4	4	69	3	87	1	1	9	1	.367	.440
Solarte	.267	56	217	30	58	5	1	4	17	77	2	3	1	23	1	24	0	1	5	6	.336	.355
Spangenberg	.290	20	62	7	18	2	1	2	9	28	1	0	0	2	0	14	4	2	1	5	.313	.452
Venable	.224	146	406	47	91	13	2	8	33	132	3	2	4	33	2	107	11	6	6	0	.288	.325
TOTALS	.226	162	5294	535	1199	224	30	109	500	1810	56	45	41	468	27	1294	91	34	118	101	.292	.342

2014 PITCHING STATISTICS

PITCHER	W	L	ERA	G	GS	CG	GF	SHO	SV	IP	H	R	ER	HR	HB	BB	IBB	SO	WP	BK	AVG
Alvarez	0	0	1.13	10	0	0	4	0	0	8.0	3	1	1	0	1	5	1	9	1	0	.115
Ambriz	0	0	4.50	1	0	0	0	0	0	2.0	2	2	1	0	0	2	0	1	0	0	.286
Benoit	4	2	1.49	53	0	0	17	0	11	54.1	28	10	9	3	1	14	2	64	3	1	.151
Boyer	0	1	3.57	32	0	0	11	0	0	40.1	34	16	16	2	0	8	0	29	1	0	.228
Buckner	0	1	4.76	1	1	0	0	0	0	5.2	6	3	3	1	0	4	1	4	0	0	.273
Campos	0	0	5.14	6	0	0	1	0	0	7.0	9	5	4	0	0	4	0	9	2	0	.310
Cashner	5	7	2.55	19	19	2	0	2	0	123.1	110	42	35	7	1	29	3	93	2	0	.235
Despaigne	4	7	3.36	16	16	0	0	0	0	96.1	85	44	36	6	5	32	0	65	0	0	.237
Erlin	4	5	4.99	13	11	0	1	0	0	61.1	71	34	34	6	1	15	1	46	4	0	.293
Garces	0	0	2.00	15	0	0	1	0	0	9.0	8	2	2	1	1	1	0	10	0	0	.229
Hahn	7	4	3.07	14	12	0	2	0	0	73.1	57	26	25	4	4	32	1	70	4	0	.214
Kennedy	13	13	3.63	33	33	0	0	0	0	201.0	189	85	81	16	4	70	4	207	11	0	.250
Lane	0	1	0.87	3	1	0	0	0	0	10.1	7	1	1	1	0	0	0	6	0	0	.179
Patton	0	0	2.45	8	0	0	4	0	0	7.1	7	2	2	1	0	1	0	8	0	0	.226
Quackenbush	3	3	2.48	56	0	0	18	0	6	54.1	42	15	15	2	2	18	4	56	1	1	.212
Roach	1	0	4.75	16	1	0	5	0	0	30.1	36	17	16	2	4	15	1	17	4	0	.308
Ross	13	14	2.81	31	31	2	0	1	0	195.2	165	75	61	13	9	72	2	195	12	0	.230
Stauffer	6	2	3.50	44	3	0	22	0	0	64.1	67	25	25	4	2	23	4	67	1	1	.273
Street	1	0	1.09	33	0	0	28	0	24	33.0	18	4	4	3	0	7	0	34	0	0	.158
Stults	8	17	4.30	32	32	0	0	0	0	176.0	197	93	84	26	4	45	3	111	3	0	.283
Thayer	4	5	2.34	70	0	0	25	0	0	65.1	53	19	17	9	2	16	3	62	1	0	.215
Torres	2	1	3.33	70	0	0	12	0	0	54.0	46	25	20	2	3	33	1	51	6	0	.230
Vincent	1	2	3.60	63	0	0	7	0	0	55.0	44	22	22	5	2	11	1	62	1	0	.221
Wieland	1	0	7.15	4	2	0	0	0	0	11.1	16	9	9	3	0	5	0	8	0	1	.333
TOTALS	77	85	3.27	162	162	4	158	10	41	1438.2	1300	577	523	117	46	462	32	1284	57	4	.241



SEASON IN REVIEW

2014 BREAKDOWN

PADRES SCORE BY INNINGS

	1	2	3	4	5	6	7	8	9	EXTRA INN.	TOT.
SAN DIEGO	62	40	43	67	66	87	70	52	37	11	535
OPPONENTS	89	62	71	59	70	65	68	56	27	10	577

RECORD BY DAYS

Monday (10-7); Tuesday (11-14); Wednesday (12-13); Thursday (5-11); Friday (14-12); Saturday (12-14); Sunday (13-14)

RECORD BY MONTHS

April (12-16); May (13-14); June (10-17); July (12-13); August (16-11); September (13-14)

PADRES STARTERS AND RELIEVERS

	W-L-S	ERA	IP	H	R	ER	BB	SO	HR
Starters	56-70-0	3.55	951.1	900	418	375	307	803	84
Relievers	21-15-41	2.73	487.1	400	159	148	155	481	33

PADRES RECORD WHEN

Leading after six:	60-1	Tied after six:	8-13	Trailing after six:	9-71
Leading after seven:	61-2	Tied after seven:	9-10	Trailing after seven:	7-73
Leading after eight:	63-1	Tied after eight:	9-7	Trailing after eight:	5-77

Scoring first:	52-20	Opponents score first:	25-65	Shutouts:	10-19
Scoring less than three:	14-60	Scoring three-or-four:	28-16	Scoring five-or-more:	35-9
One-run games:	33-21	Two-run games:	11-23	Extra Innings W-L:	10-5

Come-from-behind wins:	30	Games decided in last AB:	18-14	Walkoff Games:	11-5
Series W-L-T (Home):	13-9-4	Series W-L-T (Road):	5-17-2	Series W-L-T (Total):	18-27-6
Series Sweeps (Home):	4-1	Series Sweeps (Road):	0-2	Series Sweeps (Total):	4-3
Interleague:	9-11	White Jerseys:	31-21	Gray Jerseys:	15-41
Blue Jerseys:	20-15	Camouflage Jerseys:	9-5	Retro Jerseys:	2-2
Gray Memorial Day:	0-1				

STARTS BY BATTING ORDER

- 1st:** Almonte (4), Amarista (6), Cabrera (58), Denorfia (21), Smith (10), Solarte (29), Spangenberg (8), Venable (26)
- 2nd:** Almonte (14), Amarista (12), Cabrera (28), Denorfia (20), Headley (14), Liriano (4), Maybin (8), Medica (4), Smith (20), Solarte (17), Spangenberg (3), Venable (18)
- 3rd:** Alonso (2), Denorfia (3), Grandal (5), Gyorko (27), Headley (17), Medica (3), Quentin (28), Smith (70), Solarte (6), Venable (1)
- 4th:** Alonso (11), Grandal (54), Gyorko (25), Headley (28), Medica (14), Nady (4), Nelson (1), Quentin (7), Rivera (9), Smith (9)
- 5th:** Alonso (21), Francoeur (2), Goebbert (6), Grandal (19), Gyorko (30), Headley (16), Liriano (4), Maybin (3), Medica (17), Nelson (2), Quentin (1), Rivera (15), Smith (10), Solarte (2), Venable (14)
- 6th:** Alonso (19), Amarista (7), Blanks (1), Conrad (4), Denorfia (3), Francoeur (1), Goebbert (11), Grandal (8), Gyorko (20), Hundley (2), Liriano (9), Maybin (20), Medica (15), Nelson (6), Rivera (14), Venable (22)
- 7th:** Almonte (3), Alonso (16), Amarista (24), Blanks (1), Cabrera (3), Conrad (4), Denorfia (5), Francoeur (2), Goebbert (5), Grandal (4), Gyorko (4), Hundley (2), Liriano (9), Maybin (34), Medica (3), Moore (1), Nady (2), Nelson (3), Peterson (3), Rivera (21), Venable (13)
- 8th:** Almonte (3), Alonso (3), Amarista (64), Cabrera (1), Conrad (1), Denorfia (1), Falu (5), Goebbert (1), Grandal (11), Hundley (5), Liriano (3), Maybin (8), Medica (2), Nelson (4), Peterson (15), Rivera (24), Roach (1), Spangenberg (3), Venable (7)
- 9th:** Amarista (6), Buckner (1), Cashner (19), Despaigne (15), Erlin (10), Francoeur (1), Hahn (11), Kennedy (32), Lane (1), Nelson (1), Rivera (2), Ross (28), Stauffer (3), Stults (29), Venable (1), Wieland (2)

STARTS BY POSITION

- C:** Grandal (67), Hundley (9), Moore (1), Rivera (85)
- 1B:** Alonso (72), Blanks (2), Goebbert (19), Grandal (33), Medica (36)
- 2B:** Amarista (18), Conrad (9), Falu (5), Gyorko (106), Nelson (3), Peterson (10), Solarte (8), Spangenberg (3)
- SS:** Amarista (71), Cabrera (90), Solarte (1)
- 3B:** Amarista (16), Headley (75), Nelson (14), Peterson (8), Solarte (41), Spangenberg (8)
- LF:** Almonte (10), Amarista (1), Denorfia (6), Goebbert (4), Medica (19), Nady (3), Quentin (31), Smith (81), Solarte (4), Spangenberg (3)
- CF:** Almonte (14), Amarista (13), Denorfia (6), Maybin (73), Venable (56)
- RF:** Denorfia (41), Francoeur (6), Liriano (29), Nady (3), Smith (37), Venable (46)
- DH:** Grandal (1), Medica (3), Smith (1), Quentin (5)
- P:** Buckner (1), Cashner (19), Despaigne (16), Erlin (11), Hahn (12), Kennedy (33), Lane (1), Roach (1), Ross (31), Stauffer (3), Stults (32), Wieland (2)

SEASON IN REVIEW

2014 BREAKDOWN

EJECTIONS

DATE	OPP	INNING	PLAYER/COACH	UMPIRE
April 15	vs. COL	6	Phil Plantier	Jeff Nelson
June 23	at SF	4	Bud Black	Brian O'Nora
August 14	at STL	9	Bud Black	Bob Davidson
August 30	vs. LAD	10	Bud Black	Clint Fagan

2014 PADRES HOME RUNS

Home Runs At Home:	54	Home Runs On The Road:	55
Solo Home Runs:	73	Two-Run Home Runs:	23
Three-Run Home Runs:	10	Grand Slams:	3

Multi-Home Run Games (26)
 First-Inning Leadoff Home Runs (2)
 Back-To-Back Homers (0)
 Pinch-Hit Home Runs (11)

Walk-Off Home Runs (1)
 Home Runs By Pitchers (1)
 Inside-The-Park Home Runs (0)

DISABLED LIST

PLAYER	INJURY	PLACED (RETRO)	REINSTATED	GAME MISSED
<i>Cory Luebke</i>	<i>Tommy John surgery</i>	3/7	--	162 (77-85)
<i>Josh Johnson</i>	<i>Right forearm strain (TJ on 4/24)</i>	3/29 (3/21)	--	162 (77-85)
<i>Carlos Quentin</i>	<i>Bone burise in left knee</i>	3/29 (3/25)	5/13	39 (18-21)
<i>Cameron Maybin</i>	<i>Ruptured biceps tendon</i>	3/29 (3/21)	4/27	25 (11-14)
<i>Casey Kelly</i>	<i>Tommy John surgery</i>	3/29 (3/21)	--	162 (77-85)
<i>Joe Wieland</i>	<i>Arthroscopic surgery on right elbow</i>	3/29	8/10 (PG)	116 (54-62)
<i>Chase Headley</i>	<i>Right calf strain</i>	4/25	5/10	14 (5-9)
<i>Andrew Cashner</i>	<i>Right elbow soreness</i>	5/17 (5/15)	6/7	20 (9-11)
<i>Robbie Erlin</i>	<i>Left elbow soreness</i>	5/22 (5/18)	8/18	75 (36-39)
<i>Jedd Gyorko</i>	<i>Left foot plantar fasciitis</i>	6/6 (6/4)	7/28	44 (19-25)
<i>Troy Patton</i>	<i>Left shoulder soreness</i>	6/14	9/2	69 (37-32)
<i>Nick Vincent</i>	<i>Right shoulder fatigue</i>	6/15 (6/12)	7/19	27 (12-16)
<i>Yonder Alonso</i>	<i>Right wrist tendinitis</i>	6/19 (6/17)	7/26	30 (16-14)
<i>Andrew Cashner</i>	<i>Right shoulder soreness</i>	6/23 (6/21)	8/23	51 (27-24)
<i>Everth Cabrera</i>	<i>Left hamstring strain</i>	7/2 (7/1)	7/29	22 (9-12)
<i>Carlos Quentin</i>	<i>Left knee soreness</i>	7/28 (7/27)	--	58 (30-27)
<i>Everth Cabrera</i>	<i>Left hamstring strain</i>	8/12 (8/10)	--	45 (22-23)
<i>Yonder Alonso</i>	<i>Strained right forearm</i>	8/14 (8/13)	--	43 (20-23)
<i>Ryan Jackson</i>	<i>Right wrist strain</i>	9/2		26 (12-14)
TOTAL GAMES MISSED IN 2014:				1,190

NOTE: Players in *italics* ended the 2014 season on the 60-Day DL

2014 WIN-LOSS BREAKDOWN

NL WEST				NL EAST			
	Home W-L	Road W-L	Totals W-L		Home W-L	Road W-L	Totals W-L
Arizona	4-6	3-6	7-12	Atlanta	3-0	1-3	4-3
Colorado	7-3	2-7	9-10	Miami	3-1	1-2	4-3
Los Angeles	4-5	3-7	7-12	New York	2-1	1-2	3-3
San Francisco	6-3	4-6	10-9	Philadelphia	3-1	0-3	3-4
TOTALS	21-17	12-26	33-43	Washington	1-2	2-2	3-4
				TOTALS	12-5	5-12	17-17
NL Central				AL			
	Home W-L	Road W-L	Totals W-L		Home W-L	Road W-L	Totals W-L
Chicago	2-2	2-1	4-3	Cleveland	0-0	1-2	1-2
Cincinnati	3-0	2-1	5-1	Chicago	0-0	2-1	2-1
Milwaukee	2-1	1-2	3-3	Detroit	2-1	0-0	2-1
Pittsburgh	1-2	2-1	3-3	Kansas City	1-2	0-0	1-2
St. Louis	2-1	1-3	3-4	Minnesota	0-2	1-1	1-3
TOTALS	10-6	8-8	18-14	Seattle	2-0	0-2	2-2
				TOTALS	5-5	4-6	9-11



SEASON IN REVIEW

2014 WIN-LOSS BREAKDOWN

	HOME W-L	ROAD W-L	TOTALS W-L		SD	OPP
Shutouts	8-5	2-14	10-19	Errors	101	99
Individual Shutouts	3-1	0-4	3-5	Double Plays	124	137
Extra Innings	7-3	3-2	10-5	Triple Plays	0	1
One-Run Games	25-9	8-12	33-21	Complete Games	4	7
Two-Run Games	7-10	4-13	11-23	Stolen Bases	91	116
vs. Left-Handed Starters	10-6	9-15	19-21	Caught Stealing	34	40
vs. Right-Handed Starters	38-27	20-37	58-64	Doubles	224	258
Grass	48-33	29-52	77-85	Triples	30	21
Artificial Turf	0-0	0-0	0-0	Home Runs (home)	54	47
Day	14-10	8-17	22-27	Home Runs (away)	55	70
Night	34-23	21-35	55-58	Home Runs (total)	109	117
Doubleheaders	0-0-0	0-0-2	0-0-2	Grand Slams	3	0
OVERALL	48-33	29-52	77-85	Left On Base	1,033	1,113

SEASON HIGHS AND LOWS

TEAM BATTING

Most runs:	13, 7/24 at CHC
Most runs (inn.):	9, 7/24 at CHC (6th)
Most hits:	20, 8/1 vs. ATL
Most hits (inn.):	8, 7/24 at CHC (6th)
Most doubles:	6, 4/8 at CLE
Most home runs:	4, 9/25 at SF
Most home runs (inn.):	2, 4x, 9/25 at SF (6th & 7th)
Most extra-base hits:	8, 4/8 at CLE
Most total bases:	29, 8/1 vs. ATL
Most stolen bases:	4, 8/3 vs. ATL
Most walks:	11, 7/23 at CHI
Most strikeouts:	14, 3x, 7/28 at ATL
Most left on base:	14, 8/2 vs. ATL
Fewest left on base:	0, 6/1 at CWS
Fewest hits:	0, 6/25 at SF

INDIVIDUAL BATTING

Most hits:	5, Medica, 8/1 vs. ATL
Most runs:	4, Medica, 8/1 vs. ATL
Most doubles:	3, Cabrera, 4/8 at CLE
Most triples:	1, several
Most home runs:	2, 4x, last Grandal, 9/25 at SF
Most extra-base hits:	3, 4x, last Smith, 6/20 vs. LAD
Most RBI:	6, Gyorko, 5/9 vs. MIA
Most stolen bases:	2, 7x, last Spangenberg, 9/27 at SF
Most strikeouts:	4, Medica, 8/15 at STL
Most walks:	4, Rivera, 9/1 vs. ARI
Most total bases:	11, Medica, 8/1 vs. ATL
Longest hitting streak:	10, 2x, Gyorko, 9/9-19 & Smith, 5/3-15

TEAM PITCHING

Most strikeouts:	17, 5/8 vs. MIA
Most walks allowed:	8, 8/31 vs. LAD
Fewest walks:	0, 10x, last: 9/18 vs. PHI
Most runs allowed:	12, 5/28 at ARI
Most runs allowed (inn.):	8, 5/28 at ARI (1st)
Most hits allowed:	18, 9/6 at COL
Fewest hits allowed:	1, 4/11 vs. DET
Most HR allowed:	5, 7/9 at COL
Most HR allowed (inn.):	2, 4x, last: 7/22 at CHI (7th)
Shutouts:	10

INDIVIDUAL PITCHING

Most innings (start):	9.0, 3x, last: Cashner, 9/15 vs. PHI
Fewest innings (start):	0.1, Stauffer on 5/28 at ARI
Most innings (relief):	4.1, Roach, 4/29 at SF
Most strikeouts (start):	12, Kennedy, 5/8 vs. MIA
Most strikeouts (relief):	6, Stauffer on 6/8 vs. WSH
Longest winning streak:	Four, 3x, last: Stauffer, 8/2-30
Longest losing streak:	Eight, Stults, 5/16-6/28
Cons. scoreless inn. (start):	14.0, Ross, 6/27-7/8
Cons. scoreless inn. (relief):	23.1, Vincent, 7/23-12
Most runs allowed:	8, Erlin on 4/25 at WSH
Most hits allowed:	13, Erlin on 4/25 at WSH
Most walks allowed:	7, Ross, 6/16 at SEA
Most HR allowed:	3, Stults, 7/9 at COL
Most HR allowed (inn.):	2, 4x, last, Boyer, 7/23 at CHI (7th)

MISCELLANEOUS

Longest winning streak:	Five games, 3x, last 9/18-22
Longest losing streak:	Six games, 9/3-8
Longest game, innings:	12 innings, 6x, last 9/6 at COL
Longest game time (9 inn.):	4:04, 6/2 vs. PIT
Longest game time (extra):	4:52, 9/6 at COL (12)
Shortest game time:	2:08, 6/1 at CWS
Largest crowd (Petco):	45,567 on 3/30 vs. LAD
Smallest crowd (Petco):	14,089 on 5/5 vs. KC
Largest crowd (road):	51,794, 7/12 at LAD
Smallest crowd (road):	9,029, 4/8 at CLE
Largest winning margin:	11 R, 7/30 vs. STL
Largest losing margin:	10 R, 4/25 at WSH
Largest deficit before win:	4, 3x, last 8/16 at STL
Largest lead before loss:	3, 8/19 at LAD
Most double plays turned:	5, 5/17 at COL
Most double plays by opponent:	4, 7/22 at CHC
Most double plays grounded into:	4, 7/22 at CHC
Most errors:	4, 2x, last 7/10 at LAD
Come from behind wins:	29
Rain Delays Home:	---
Rain Delays Road:	4, 8/16 at STL (1:46), 7/7 at COL (0:56), 4/25 at WSH (0:57) & 6/13 at NYM (1:56)
Rainouts:	2, 4/7 at CLE (DH on 4/9) & 5/14 at CIN (DH on 5/15)

SEASON IN REVIEW

2014 TRANSACTIONS

DATE	PLAYER	TRANSACTION
3/7	INF/OF Alex Castellanos	Claimed off waivers from Texas
3/7	LHP Cory Luebke	Placed on 60-Day D.L.
3/9	OF Yelson Asencio	Optioned to Double-A San Antonio
3/10	LHP Juan Oramas	Optioned to Triple-A El Paso
3/13	RHP Keyvius Sampson	Optioned to Triple-A El Paso
	OF Rymer Liriano	Optioned to Double-A San Antonio
3/14	OF Rey Fuentes	Optioned to Triple-A El Paso
3/16	RHP Burch Smith	Optioned to Triple-A El Paso
3/23	RHP Jesse Hahn	Optioned to Double-A San Antonio
3/24	INF/OF Alex Castellanos	Optioned to Triple-A El Paso
	INF Ryan Jackson	Optioned to Triple-A El Paso
3/25	LHP Patrick Schuster	Claimed on waivers by Kansas City
3/29	OF Xavier Nady	Contract Selected
	OF Carlos Quentin	Placed on 15-Day D.L. (retro 3/25)
	RHP Josh Johnson	Placed on 15-Day D.L. (retro 3/21)
	OF Cameron Maybin	Placed on 15-Day D.L. (retro 3/21)
	RHP Casey Kelly	Placed on 15-Day D.L. (retro 3/21)
	RHP Joe Wieland	Placed on 15-Day D.L. (retro 3/21)
	INF/OF Kyle Blanks	Optioned to Triple-A El Paso
4/2	RHP Joe Wieland	Transferred to 60-Day DL
	LHP Bobby LaFromboise	Claimed off waivers from Seattle and optioned to Triple-A El Paso
4/9	LHP Bobby LaFromboise	Recalled from Triple-A El Paso
4/10	LHP Bobby LaFromboise	Optioned to Triple-A El Paso
4/25	RHP Kevin Quackenbush	Selected from Triple-A El Paso
	INF Jace Peterson	Selected from Double-A San Antonio
	INF Chase Headley	Placed on 15-day DL
	INF/OF Tommy Medica	Optioned to Triple-A El Paso
	RHP Josh Johnson	Transferred from 15-Day to 60-Day DL
	INF/OF Alex Castellanos	Designated for assignment
4/27	OF Cameron Maybin	Reinstated from 15-day DL
	RHP Kevin Quackenbush	Optioned to Triple-A El Paso
4/28	INF/OF Tommy Medica	Recalled from Triple-A El Paso
	INF Jedd Gyorko	Placed on Paternity Leave
4/30	INF Jedd Gyorko	Reinstated from Paternity Leave
	INF/OF Tommy Medica	Optioned to Triple-A El Paso
5/5	INF/OF Kyle Blanks	Recalled from Triple-A El Paso
	OF Xavier Nady	Designated for assignment
5/7	RHP Hector Ambriz	Selected from Triple-A El Paso
	INF Jace Peterson	Optioned to Triple-A El Paso
5/8	RHP Kevin Quackenbush	Recalled from Triple-A El Paso
	RHP Hector Ambriz	Designated for assignment
	OF Xavier Nady	Outrighted to Triple-A El Paso
5/10	INF Chase Headley	Reinstated from 15-day DL
	RHP Kevin Quackenbush	Optioned to Triple-A El Paso
	RHP Hector Ambriz	Outrighted to Triple-A El Paso
5/13	OF Carlos Quentin	Reinstated from 15-day DL
	INF/OF Kyle Blanks	Optioned to Triple-A El Paso
	RHP Dale Thayer	Placed on Paternity Leave List
5/14	RHP Kevin Quackenbush	Recalled from Triple-A El Paso
	RHP Dale Thayer	Reinstated from Paternity Leave List
	RHP Kevin Quackenbush	Optioned to Triple-A El Paso
5/15	RHP Kevin Quackenbush	Recalled as 26th player for Game Two
	RHP Kevin Quackenbush	Optioned to Triple-A El Paso post-game
5/17	RHP Andrew Cashner	Placed on the 15-day DL (retro 5/15)
	RHP Kevin Quackenbush	Recalled from Triple-A El Paso
5/22	LHP Robbie Erlin	Placed on the 15-day DL (retro 5/18)
	RHP Blaine Boyer	Selected from Triple-A El Paso
5/24	LHP Troy Patton	Acquired from BAL in exchange for Hundley and cash (Patton to report 5/25)
	C Nick Hundley	Traded to BAL w/ cash considerations
	RHP Billy Buckner	Selected from Triple-A El Paso
5/25	INF/OF Tommy Medica	Recalled from Triple-A El Paso
	LHP Troy Patton	Reported to San Diego
	RHP Blaine Boyer	Designated for assignment (outright 5/27)
	RHP Billy Buckner	Designated for assignment (outright 5/27)
6/3	RHP Jesse Hahn	Recalled from Double-A San Antonio
	RHP Donn Roach	Optioned to Triple-A El Paso
	LHP Jason Lane	Selected from Triple-A El Paso
	LHP Eric Stults	Placed on Bereavement List
6/4	INF Jace Peterson	Recalled from Triple-A El Paso
	RHP Jesse Hahn	Optioned to Double-A San Antonio
6/6	INF Jedd Gyorko	Placed on 15-day DL (retro 6/4)
	LHP Eric Stults	Reinstated from bereavement list
6/7	RHP Andrew Cashner	Reinstated from 15-day DL
	LHP Jason Lane	Designated for assignment (outright 6/9)
6/14	RHP Jesse Hahn	Recalled from Double-A San Antonio
	LHP Troy Patton	Placed on the 15-day DL



SEASON IN REVIEW

2014 TRANSACTIONS

DATE	PLAYER	TRANSACTION
6/15	RHP Blaine Boyer	Selected from Triple-A El Paso
	RHP Nick Vincent	Placed on the 15-day DL
6/19	INF Yonder Alonso	Placed on the 15-day DL
	OF Jake Goebbert	Selected from Triple-A El Paso
6/23	RHP Andrew Cashner	Placed on the 15-day DL
	RHP Odrisamer Despaigne	Selected from Triple-A El Paso
	RHP Casey Kelly	Transferred to the 60-day DL
6/26	INF Irving Falu	Claimed off waivers from Brewers
	LHP Robbie Erlin	Transferred from 15 to 60-day DL
6/28	INF Irving Falu	Reported to San Diego
	INF Jace Peterson	Optioned to Triple-A El Paso
7/2	INF Everth Cabrera	Placed on the 15-day DL
	INF Brooks Conrad	Selected from Triple-A El Paso
	LHP Troy Patton	Transferred to the 60-day DL
7/12	INF Jace Peterson	Recalled from Triple-A El Paso
	RHP Jesse Hahn	Optioned to Triple-A El Paso
7/17	INF Irving Falu	Claimed off waivers by Milwaukee
7/18	INF Chris Nelson	Selected from Triple-A El Paso
7/18	RHP Huston Street	Traded to Los Angeles Angels in 6 player deal
7/19	RHP Nick Vincent	Reinstated from 15-day DL
7/22	INF Chase Headley	Traded to New York-AL in three player deal
	INF Yangervis Solarte	Acquired from New York-AL
7/23	OF Cameron Maybin	Received 25-game suspension from MLB
7/23	OF Jaff Francoeur	Selected from Triple-A El Paso
7/25	RHP Jesse Hahn	Recalled from Triple-A El Paso
	INF Jace Peterson	Optioned to Triple-A El Paso (PG 7/24)
7/26	INF Yonder Alonso	Reinstated from the 15-day DL
	INF/OF Jake Goebbert	Optioned to Triple-A El Paso
7/28	INF Jedd Gyorko	Reinstated from 15-day DL
	LHP Jason Lane	Selected from Triple-A El Paso
	OF Carlos Quentin	Placed on 15-day DL
	INF Brooks Conrad	Optioned to Triple-A El Paso
7/29	INF Everth Cabrera	Reinstated from 15-day DL
	LHP Jason Lane	Designated for assignment (outright 7/31)
7/31	OF Abraham Almonte	Acquired from Seattle in three-player trade
	OF Chris Denorfla	Traded to Seattle in three-player trade
8/10	RHP Joe Wieland	Reinstated from the 60-day DL post-game and optioned to Triple-A El Paso
8/11	OF Rymer Liriano	Recalled from Triple-A El Paso
	OF Jeff Francoeur	Designated for assignment (outright 8/13)
8/12	INF Everth Cabrera	Placed on 15-day DL
	INF/OF Jake Goebbert	Recalled from Triple-A El Paso
8/14	INF Yonder Alonso	Placed on 15-day DL
	INF Jace Peterson	Recalled from Triple-A El Paso
8/18	LHP Robbie Erlin	Reinstated from 60-day DL and optioned to Triple-A El Paso
8/19	RHP Jesse Hahn	Optioned to Double-A San Antonio
	LHP Frank Garces	Selected from Double-A San Antonio
	INF Brooks Conrad	Designated for assignment
8/20	OF Cameron Maybin	Reinstated from the restricted list
	INF Jace Peterson	Optioned to Triple-A El Paso
	LHP Bobby LaFromboise	Designated for assignment
8/23	RHP Andrew Cashner	Reinstated from 15-day DL
	LHP Frank Garces	Optioned to Double-A San Antonio
8/30	RHP Jesse Hahn	Recalled from Double-A San Antonio
	INF Chris Nelson	Placed on paternity leave list
9/1	INF Cory Spangenberg	Selected from Double-A San Antonio
	LHP Robbie Erlin	Recalled from Triple-A El Paso
	RHP Leonel Campos	Selected from Double-A San Antonio
	INF Yonder Alonso	Transferred from the 15-day to the 60-day DL
	OF Carlos Quentin	Transferred from the 15-day to the 60-day DL
9/2	RHP Joe Wieland	Recalled from Triple-A El Paso
	LHP Frank Garces	Recalled from Double-A San Antonio
	RHP R. J. Alvarez	Selected from Double-A San Antonio
	C Adam Moore	Selected from Triple-A El Paso
	INF Ryan Jackson	Recalled and placed on 60-day DL
	INF Chris Nelson	Reinstated from paternity leave and DFA'd (outright 9/4)
	LHP Troy Patton	Reinstated from 60-day DL and DFA'd (outright 9/5)
10/30	RHP Tim Stauffer	Declared free agency
	RHP Josh Johnson	Reinstated from the 60-day DL (declared free agency)
11/3	RHP Casey Kelly	Reinstated from the 60-day DL
	LHP Cory Luebke	Reinstated from the 60-day DL
	INF Yonder Alonso	Reinstated from the 60-day DL
	OF Carlos Quentin	Reinstated from the 60-day DL
	RHP Donn Roach	Designated for assignment (claimed by Chicago Cubs 11/12)
	LHP Eric Stults	Designated for assignment (cleared waivers, outrighted and elected free agency 11/12)
	Adam Moore	Outrighted to Triple-A El Paso and elected free agency
	Ryan Jackson	Claimed off outright waivers by the Los Angeles Dodgers



HISTORY & RECORDS



HISTORY & RECORDS

SAN DIEGO PADRES HALL OF FAME

The San Diego Padres Hall of Fame honors players, coaches and executives who have contributed to the organization's growth and success since San Diego entered the Major Leagues in 1969. Voting among the committee is based on similar rules to be elected in the National Baseball Hall of Fame in Cooperstown, NY.

Nine individuals have been inducted into the San Diego Padres Hall of Fame since it was created to honor the club's 30th anniversary in 1999. The inaugural class of '99 included Randy Jones, Nate Colbert and Ray Kroc. In 2000, outfielder Dave Winfield was the lone inductee, Buzzie Bavasi and Jerry Coleman were inducted in 2001, Tony Gwynn took his place in the Padres Hall of Fame in 2002 and Dick Williams was inducted in 2009. Trevor Hoffman was the latest inductee, having been honored in 2014.

BUZZIE BAVASI — INDUCTED 2001



Already a veteran of nearly 30 years in the game, Bavasi joined C. Arnholt Smith's effort to attract a National League franchise to San Diego in 1967 and, after securing a team, served as the Padres first president from the birth of the franchise until 1977.

Bavasi was one of baseball's most respected executives. He began his career with the Brooklyn Dodgers in 1939, serving the organization in a variety of roles. Following a stint in the military as an infantry machine gunner from 1943-46, Bavasi served as general manager of the Dodgers Triple-A club in Montreal. In 1951, he was appointed vice president and general manager of the Brooklyn Dodgers, a post he held through the club's move to Los Angeles until he resigned to join the effort to bring the Major Leagues to San Diego. Bavasi passed away on May 1, 2008 in San Diego at the age of 93.

NATE COLBERT — INDUCTED 1999



Nate Colbert emerged as the first bona fide star to wear a Padres uniform, becoming one of the game's premier power hitters of the early 1970s. The first baseman made three All-Star appearances (1971-73) as a Padres player and led the team in home runs the first five years of its existence.

Colbert's greatest achievement stands as one of the all-time best days a player has experienced in the Major Leagues. On August 1, 1972, Colbert hit five home runs and drove in 13 runs in a doubleheader in Atlanta. The RBI total established a record that has since been tied by St. Louis' Mark Whiten (September 7, 1993 at Cincinnati), and the five home runs tied Stan Musial's 1954 Major League mark. Colbert's 163 home runs stand to this day as the most in Padres history,

while his .469 slugging percentage places him fifth on the club's all-time list.

	AVG	G	AB	R	H	2B	3B	HR	RBI	BB	SO	SB	CS	OBP	SLG
ML Totals - 10 Years	.243	1004	3422	481	833	141	25	173	520	383	902	52	31	.322	.451
Padres Totals - 6 Years	.253	866	3080	442	780	130	22	163	481	350	773	48	27	.331	.469

JERRY COLEMAN — INDUCTED 2001



Jerry Coleman was the voice of the Padres for 42 seasons, stirring loyal fans across the region with his patented "Oh Doctor!" and "Hang a Star" calls, trademarks of Padres broadcasts from 1972-2013. In 1999, Coleman was recognized by the Padres with a jersey retired in honor of his contributions not only to the club but also to the San Diego community. The Padres unveiled a star under the press box at Petco Park during the 2004 season and in 2005 he was inducted into the US Marine Corps Sports Hall of Fame while also receiving the prestigious Ford C. Frick Award from the National Baseball Hall of Fame in Cooperstown. He was inducted into the National Radio Hall of Fame in Chicago as a member of the 2007 class. In January of 2010 he received a Lifetime Achievement award at the 60th annual Golden Mike Awards. On September 15, 2012, the Padres honored Coleman's 70 years in baseball and 40 with the Padres with a pre-game

ceremony at Petco Park, during which the club unveiled a statue of Coleman at the park while the mayor of San Diego proclaimed the day "Jerry Coleman Day."

Coleman's distinguished broadcasting career included stops with the Yankees, as well as 22 seasons calling the CBS Radio Network's "Game of the Week." A former Major Leaguer, who left the broadcast booth in 1980 to become the Padres manager for one season, played on six World Series clubs in nine seasons (1949-57) with the New York Yankees, a key member of the greatest dynasty in baseball history. The second baseman made his Big League debut in 1949, earning Associated Press Rookie of the Year honors. The following season, Coleman was an American League All-Star and the World Series Most Valuable Player, as the Yankees swept the Phillies in four games.

Coleman, whose playing career was interrupted twice when he was called upon to serve the United States as a Marine pilot in World War II and in Korea, retired with a lifetime .263 average, 16 homers and 217 RBI in 723 games. The only Major League player to see active combat in two wars, Coleman's distinguished military service record includes 120 missions and two Distinguished Flying Crosses, 13 Air Medals and three Navy Citations. He passed away on January 5, 2014 in San Diego at the age of 89.

HISTORY & RECORDS

TONY GWYNN — INDUCTED 2002



The greatest Padres player of them all, and one of the greatest hitters in the history of Major League Baseball, Tony Gwynn was the first-ever unanimous selection to the Padres Hall of Fame upon his retirement at the conclusion of the 2001 season.

In 20 seasons (1982-2001), the man who will forever be known as "Mr. Padre" won a National League-record tying eight batting titles and was selected to 16 All-Star teams.

He retired with a .338 career batting average and 3,141 hits in 2,440 games. Gwynn's hit count includes 543 doubles, 85 triples and 135 home runs. He finished with 1,138 RBI and 319 stolen bases.

The Padres career leader in virtually every offensive category, Gwynn retired 17th on the all-time Major League hit list, 17th on the doubles list and eighth on the all-time singles list. His .338 career average, the highest by any Major Leaguer since Ted Williams, is 22nd-best all-time.

Gwynn played on each of the first three Padres Division Championship clubs (1984, 1996, 1998) and batted .371 in the club's two World Series appearances in 1984 against the Tigers and in 1998 against the Yankees.

Only the 17th player in history to spend his entire career of 20-or-more seasons with one club when he retired, Gwynn's unwavering loyalty to the Padres and his undying devotion to the San Diego community further cemented his standing as Mr. Padre and one of the great ambassadors the game of baseball has ever known.

Gwynn was inducted into the National Baseball Hall of Fame in July of 2007. He passed away on June 16, 2014 in Poway, CA at the age of 54.

	AVG	G	AB	R	H	2B	3B	HR	RBI	BB	SO	SB	CS	OBP	SLG
ML Totals - 20 Years	.338	2440	9288	1383	3141	543	85	135	1138	790	434	319	125	.388	.459

TREVOR HOFFMAN — INDUCTED 2014



The most successful closer in Padres franchise history and one of the best ever in the history of Major League Baseball, Trevor Hoffman was inducted into the Padres Hall of Fame on August 30, 2014.

Hoffman, who now serves as the Padres' senior advisor to baseball operations, retired as Major League Baseball's all-time saves leader with 601 in 677 opportunities, a 61-75 record, 2.87 ERA (347 ER, 1089.1 IP), .211 opponent batting average and 1,133 strikeouts in 1,035 relief appearances. The seven-time all-star (1998, 99, 2000, 02, 06, 07, 09) also finished in the top 10 in Cy Young voting (1996, 98, 99, 2006) and in the top 25 in Most Valuable Player voting (1996, 98, 2005, 06) on four occasions each.

Over his 16 seasons with San Diego, Hoffman compiled a 54-64 record with 552 saves in 618 opportunities (.893 save percentage), a 2.76 ERA (292 ER/952.1 IP), .211 opponent batting average and 1,029 strikeouts in 902 relief appearances.

A California native and San Diego resident, Hoffman has been heavily involved in the local community since joining the Padres in 1993. Hoffman was named the local recipient of the Roberto Clemente Award on six occasions and was honored with both the Lou Gehrig Award and Teammates for Kids Award in 2006. In addition, he received the Hutch Award in 2005 and was named the 1999 recipient of the Padres Chairman's Award.

	W-L	ERA	G	GS	CG	SHO	SV	IP	H	R	ER	HR	HB	BB	SO	WP	BK
ML Totals - 18 Years	61-75	2.87	1035	0	0	0	601	1089.1	846	378	347	100	9	307	1133	49	0
Padres Totals - 16 Years	54-64	2.76	902	0	0	0	552	952.1	738	323	292	85	8	255	1029	42	0

RANDY JONES — INDUCTED 1999



Randy Jones was the first Padres pitcher to win the Cy Young award and earned tremendous popularity among Padres fans, a relationship that remains strong to this day. Jones, a left-hander who won the Cy Young in 1976 after going 22-14 with a 2.74 ERA and 25 complete games, remains the club leader in innings pitched (1766.0), starts (253), complete games (71) and shutouts (18).


Jones was an All-Star in 1975 and 1976, establishing a unique rapport with Padres fans, who gave him a standing ovation as he approached the mound for every start. Jones remains an active ambassador for the Padres in the community, making dozens of appearances annually.

	W-L	ERA	G	GS	CG	SHO	SV	IP	H	R	ER	HR	HB	BB	SO	WP	BK
ML Totals - 10 Years	100-123	3.42	305	285	73	19	2	1933.0	1915	875	735	129	18	503	735	19	6
Padres Totals - 8 Years	92-105	3.30	264	253	71	18	2	1766.0	1720	759	648	110	13	414	677	16	6



HISTORY & RECORDS

RAY KROC — INDUCTED 1999



Ray Kroc bought the Padres franchise on January 25, 1974, when the club literally had packed and was prepared to move to Washington, D.C. An entrepreneur who created the McDonald's fast-food empire, Kroc ensured that the Padres would remain in San Diego.

He oversaw the club's rise from a perennial loser in the standings and at the gate to a viable franchise that would win the National League pennant in 1984. After attendance only reached a season-high of at 644,272 before he purchased the club, the Padres drew more than one million fans every year except the strike-shortened 1981 season, and the team on the field grew to respectability, earning its first winning record in 1978. Kroc died in January 1984 and would not see his team reach the World Series that year — with the club carrying an "RAK" emblem on its uniform that season. Kroc's wife, Joan, assumed the role of owner after his death, until her sale of the club in 1990.

DICK WILLIAMS — INDUCTED 2009



The Padres' manager from 1982-85, Williams led the Friars to a 337-311 record and .520 winning percentage over four years, finishing at .500 or better each season. In the club's 13 seasons prior to his arrival, the team had posted just one winning season (1978). Under Williams' guidance, the Padres went 92-70 in 1984, reaching the playoffs for the first time in franchise history and advancing to the World Series.

DAVE WINFIELD — INDUCTED 2000



Dave Winfield jumped directly into the Padres lineup off the University of Minnesota campus in 1973. In eight Padres seasons, he was named to four NL All-Star teams (1977-80), led the club in home runs five times (1976-80) and paced the team in RBI six times (1974-75, 1977-80). The team MVP in 1978 and 1979, Winfield batted .284 with 154 homers, 626 RBI and 133 stolen bases for San Diego, the start of a 22-year Major League career which culminated in his election to the National Baseball Hall of Fame in January 2001. Winfield was inducted into the Hall of Fame August 5, 2001, the first player to enter the Cooperstown shrine as a Padres player.

	AVG	G	AB	R	H	2B	3B	HR	RBI	BB	SO	SB	CS	OBP	SLG
ML Totals - 22 Years	.283	2973	11003	1669	3110	540	88	465	1833	1216	1686	223	96	.353	.475
Padres Totals - 8 Years	.284	1117	3997	599	1134	179	39	154	626	463	585	133	50	.357	.464

PADRES IN COOPERSTOWN



NATIONAL BASEBALL HALL OF FAME AND MUSEUM

25 Main Street • Cooperstown, New York 13326
Main Phone: (607) 547-7200 • Fax: (607) 547-2044 • Public Relations: (607) 547-0215
e-mail address: info@baseballhalloffame.org
Web site: baseballhalloffame.org



Dave Winfield
Inducted August 5, 2001



Tony Gwynn
Inducted July 29, 2007

Other players who played for the Padres and earned Cooperstown plaques are Rollie Fingers, Gaylord Perry, Willie McCovey, Ozzie Smith, Rich "Goose" Gossage, Rickey Henderson, Roberto Alomar and Greg Maddux. Former manager Dick Williams was also inducted into the Hall of Fame in 2008. In addition, the 1978-79 Padres featured four players who would ultimately earn election to the Hall of Fame: Fingers, Perry, Smith and Winfield.

HISTORY & RECORDS

2014 LOCAL AWARD WINNERS



RENE RIVERA
TEAM MVP



IAN KENNEDY
CHAIRMAN'S AWARD



JOAQUIN BENOIT
DARREL AKERFELDS
BULLPEN AWARD



TYSON ROSS
CLYDE MCCULLOUGH
PITCHER OF THE YEAR

SAN DIEGO PADRES MOST VALUABLE PLAYER

The San Diego Padres Most Valuable Player is selected annually by the San Diego Chapter of the Baseball Writers' Association of America (BBWAA).

1969—Nate Colbert	1993—Phil Plantier
1970—Cito Gaston	1994—Tony Gwynn
1971—Clay Kirby	1995—Tony Gwynn
1972—Nate Colbert	1996—Ken Caminti
1973—Fred Kendall	1997—Tony Gwynn
1974—Bobby Tolan	1998—Greg Vaughn
1975—Randy Jones	1999—Phil Nevin
1976—Randy Jones	2000—Phil Nevin
1977—George Hendrick	2001—Phil Nevin
1978—Dave Winfield	2002—Ryan Klesko
1979—Dave Winfield	2003—Mark Loretta
1980—Gene Richards	2004—Mark Loretta
1981—Juan Bonilla	2005—Brian Giles
1982—Terry Kennedy	2006—Adrian Gonzalez
1983—Alan Wiggins	2007—Khalil Greene
1984—Tony Gwynn	2008—Adrian Gonzalez
1985—Garry Templeton	2009—Adrian Gonzalez
1986—Tony Gwynn	2010—Adrian Gonzalez
1987—Tony Gwynn	2011—Cameron Maybin
1988—Tony Gwynn	2012—Chase Headley
1989—Mark Davis	2013—Will Venable
1990—Bip Roberts	2014—Rene Rivera
1991—Fred McGriff	
1992—Gary Sheffield	

THE CHAIRMAN'S AWARD

The Padres Community Relations Department founded The Chairman's Award in 1995 to honor the Padres player or coach who best exemplifies the community spirit of the club.

1995—Tony Gwynn	2006—Jake Peavy
1996—Brian Johnson	2007—Adrian Gonzalez
1997—Steve Finley	2008—Chris Young
1998—Greg Vaughn	2009—Bud Black
1999—Trevor Hoffman	2010—Nick Hundley
2000—Woody Williams	2011—Luke Gregerson
2001—Ryan Klesko	2012—Will Venable
2002—Mark Kotsay	2013—Bud Black
2003—Bruce Bochy	2014—Ian Kennedy
2004—Brian Giles	
2005—Woody Williams	

DARREL AKERFELDS BULLPEN AWARD

Established in 2006 as the Fireman's Award, it was renamed to the Darrel Akerfelds Bullpen Award following the 2012 season to honor the club's bullpen coach who passed away on June 24, 2012 after a battle with pancreatic cancer. Loved, admired and respected by all who knew him, "Ak" was a coach, mentor and friend to the Padres family from 1997-2012. A leader in the San Diego bullpen for over a decade, his coaching career spanned 11 seasons with San Diego with the pen posting the second-best ERA in the Majors over his 10 full seasons from 2002-11. The award is given annually to the most outstanding member of the Padres bullpen as voted on by his peers.

2006—Trevor Hoffman	2011—Heath Bell
2007—Heath Bell	2012—Luke Gregerson
2008—Trevor Hoffman	2013—Huston Street
2009—Heath Bell	2014—Joaquin Benoit
2010—Heath Bell	

CLYDE MCCULLOUGH PITCHER OF THE YEAR AWARD

The Clyde McCullough Award for Padres Pitcher of the Year, selected annually by the San Diego Chapter of the Baseball Writers Association of America (BBWAA), is named in honor of the former San Diego bullpen coach who passed away on September 18, 1982. McCullough, whose career as a player, coach, instructor and scout spanned nearly five decades, was an inspirational and popular figure. The award originally honored the Padres' top rookie but has come to recognize the club's best pitcher since 1990.

1982—Luis DeLeon	1999—Trevor Hoffman
1983—Mark Thurmond	2000—Woody Williams
1984—Carmelo Martinez	2001—Trevor Hoffman
1985—Lance McCullers	2002—Trevor Hoffman
1986—John Kruk	2003—Rod Beck
1987—Benito Santiago	2004—Jake Peavy
1988—Roberto Alomar	2005—Jake Peavy
1989—Greg Harris	2006—Trevor Hoffman
1990—Ed Whitson	2007—Jake Peavy
1991—Andy Benes	2008—Jake Peavy
1992—Bruce Hurst	2009—Heath Bell
1993—Andy Benes	2010—Heath Bell
1994—Trevor Hoffman	2011—Heath Bell
1995—Andy Ashby	2012—Clayton Richard
1996—Trevor Hoffman	2013—Andrew Cashner
1997—Trevor Hoffman	2014—Tyson Ross
1998—T. Hoffman & K. Brown	



HISTORY & RECORDS

NATIONAL AWARD WINNERS

NL MOST VALUABLE PLAYER

1996—Ken Caminiti, 3B (BBWAA)

NL CY YOUNG AWARD

1976—Randy Jones (BBWAA)

1978—Gaylord Perry (BBWAA)

1989—Mark Davis (BBWAA)

2007—Jake Peavy (BBWAA)

NL ROOKIE OF THE YEAR

1987—Benito Santiago (BBWAA, The Sporting News)

2004—Khalil Greene (Baseball America)

RAWLINGS GOLD GLOVE AWARD

1979—Dave Winfield, OF

1980—Dave Winfield, OF, Ozzie Smith, SS

1981—Ozzie Smith, SS

1986—Tony Gwynn, OF

1987—Tony Gwynn, OF

1988—Benito Santiago, C

1989—Tony Gwynn, OF, Benito Santiago, C

1990—Tony Gwynn, OF, Benito Santiago, C

1991—Tony Gwynn, OF

1995—Ken Caminiti, 3B, Steve Finley, CF

1996—Ken Caminiti, 3B, Steve Finley, CF

1997—Ken Caminiti, 3B

2006—Mike Cameron, OF

2007—Greg Maddux, RHP

2008—Adrian Gonzalez, 1B

2009—Adrian Gonzalez, 1B

2012—Chase Headley, 3B

SPORTING NEWS ALL LEAGUE TEAM

1975—Randy Jones, LHP

1976—Randy Jones, LHP

1978—Gaylord Perry, RHP

1979—Dave Winfield, OF

1984—Tony Gwynn, OF, Mark Thurmond, LHP

1986—Tony Gwynn, OF

1987—Tony Gwynn, OF, Benito Santiago, C

1989—Tony Gwynn, OF, Benito Santiago, C

1994—Tony Gwynn, OF

1995—Ken Caminiti, 3B

1996—Ken Caminiti, 3B

2007—Jake Peavy, RHP

2012—Chase Headley, 3B

PLAYER OF THE YEAR

1992—Gary Sheffield, 3B (The Sporting News)

1996—Ken Caminiti, 3B (ESPN)

NL PITCHER OF THE YEAR

1976—Randy Jones, LHP (The Sporting News)

1989—Mark Davis, LHP (The Sporting News)

2007—Jake Peavy, RHP (The Sporting News)

NL MANAGER OF THE YEAR

1996—Bruce Bochy (BBWAA & The Sporting News)

1998—Bruce Bochy (The Sporting News)

2010—Bud Black (BBWAA & The Sporting News)

ROBERTO CLEMENTE MAN OF THE YEAR AWARD

1999—Tony Gwynn

NL RELIEVER OF THE YEAR

1977—Rollie Fingers (The Sporting News, Roloids)

1978—Rollie Fingers (The Sporting News, Roloids)

1980—Rollie Fingers (Roloids; tied with
Tom Hume for The Sporting News)

1989—Mark Davis (The Sporting News, Roloids)

1996—Trevor Hoffman (The Sporting News)

1998—Trevor Hoffman (The Sporting News, Roloids)

2006—Trevor Hoffman (The Sporting News, Roloids)

2009—Heath Bell (Roloids)

2010—Heath Bell (Roloids, The Sporting News, MLB)

NL ROOKIE PITCHER OF THE YEAR

1976—Butch Metzger (The Sporting News)

1976—Butch Metzger (tied with Pat Zachary
for BBWAA)

1977—Bob Owchinko (The Sporting News)

1989—Andy Benes (The Sporting News)

SILVER SLUGGER TEAM

1983—Terry Kennedy, C

1984—Tony Gwynn, OF, Garry Templeton, SS

1986—Tony Gwynn, OF

1987—Tony Gwynn, OF, Benito Santiago, C

1988—Benito Santiago, C

1989—Tony Gwynn, OF

1990—Benito Santiago, C

1991—Benito Santiago, C

1992—Fred McGriff, 1B, Gary Sheffield, 3B

1994—Tony Gwynn, OF

1995—Tony Gwynn, OF

1996—Ken Caminiti, 3B

1997—Tony Gwynn, OF

1998—Greg Vaughn, OF

2004—Mark Loretta, 2B

2012—Chase Headley, 3B

NLCS MVP

1984—Steve Garvey

1998—Sterling Hitchcock

NL PLAYER OF THE MONTH

June, 1978—Dave Winfield

April, 1983—Terry Kennedy

April, 1984—Tony Gwynn

June, 1987—Tony Gwynn

July, 1988—Tony Gwynn

August, 1992—Gary Sheffield

August, 1993—Tony Gwynn

August, 1996—Ken Caminiti

September, 1996—Ken Caminiti

May, 1997—Tony Gwynn

August, 2012—Chase Headley

September, 2012—Chase Headley

NL PITCHER OF THE MONTH

April, 1976—Randy Jones

May, 1976—Randy Jones

September, 1978—Gaylord Perry

May, 1985—Andy Hawkins

April, 1989—Mark Davis

August, 2004—Jake Peavy

May, 2005—Trevor Hoffman

June, 2006—Chris Young

May, 2007—Jake Peavy

August, 2007—Jake Peavy

September, 2007—Jake Peavy

HISTORY & RECORDS

ANNUAL ALL-STAR SELECTIONS

YEAR	ALL-STARS
1969	Chris Cannizzaro (C)
1970	Cito Gaston (OF)
1971	Nate Colbert (1B); Preston Gomez (Coach)
1972	Nate Colbert (1B)
1973	Nate Colbert (1B)
1974	Johnny Grubb (OF)
1975	Randy Jones (P)
1976	Randy Jones (P) ; John McNamara (Coach)
1977	Dave Winfield (OF)
1978	Rollie Fingers (P); Dave Winfield (OF)
1979	Dave Winfield (OF) ; Gaylord Perry (P)
1980	Dave Winfield (OF)
1981	Terry Kennedy (C); Ozzie Smith (SS)
1982	Ruppert Jones (OF)
1983	Dave Dravecky (P); Terry Kennedy (C)
1984	Steve Garvey (1B) ; Tony Gwynn (OF) ; Rich Gossage (P); Dick Dent (Trainer)
1985	Steve Garvey (1B) ; Tony Gwynn (OF) ; LaMarr Hoyt (P) ; Terry Kennedy (C) ; Graig Nettles (3B) ; Rich Gossage (P); Garry Templeton (SS); Dick Williams (Manager)
1986	Tony Gwynn (OF)
1987	Tony Gwynn (OF)
1988	Mark Davis (P)
1989	Tony Gwynn (OF) ; Mark Davis (P)
1990	Benito Santiago (C) —injured, did not play; Roberto Alomar (2B); Tony Gwynn (OF)
1991	Tony Gwynn (OF) ; Benito Santiago (C)
1992	Tony Gwynn (OF) ; Fred McGriff (1B) ; Benito Santiago (C) ; Tony Fernandez (SS); Gary Sheffield (3B); Bob Day (Trainer)
1993	Andy Benes (P); Tony Gwynn (OF)
1994	Tony Gwynn (OF)
1995	Tony Gwynn (OF)
1996	Tony Gwynn (OF) —injured, did not play; Ken Caminiti (3B)
1997	Tony Gwynn (OF) ; Ken Caminiti (3B) ; Steve Finley (OF); Bruce Bochy (Coach)
1998	Tony Gwynn (OF) ; Kevin Brown (P); Trevor Hoffman (P); Greg Vaughn (OF)
1999	Tony Gwynn (OF) —injured, did not play; Andy Ashby (P); Trevor Hoffman (P); Bruce Bochy (Manager)
2000	Trevor Hoffman (P)
2001	Ryan Klesko (1B); Phil Nevin (3B); Tony Gwynn (OF)—special All-Star “guest”; Bruce Bochy (Coach); Todd Hutcheson (Trainer)
2002	Trevor Hoffman (P)
2003	Rondell White (OF)
2004	Mark Loretta (2B)
2005	Jake Peavy (P)
2006	Trevor Hoffman (P)
2007	Trevor Hoffman (P); Jake Peavy (P) ; Chris Young (P)
2008	Adrian Gonzalez (1B); Bud Black (Coach)
2009	Adrian Gonzalez (1B); Heath Bell (P)
2010	Adrian Gonzalez (1B), Heath Bell (P); Bud Black (Coach)
2011	Heath Bell (P)
2012	Huston Street (P)
2013	Everth Cabrera (SS)
2014	Tyson Ross (P), Huston Street (P)

Blue denotes All-Star starter



HISTORY & RECORDS

ANNUAL STANDINGS AND ATTENDANCE

YEAR	HOME W-L	AWAY W-L	TOTAL W-L	PCT.	POS	GB	HOME ATTENDANCE
1969.....	28-53	24-57	52-110	.321	6	41.0	613,327
1970.....	31-50	32-49	63-99	.389	6	39.0	633,439
1971.....	33-48	28-52	61-100	.379	6	28.5	549,085
1972.....	26-54	32-41	58-95	.379	6	36.5	644,272
1973.....	31-50	29-52	60-102	.370	6	39.0	611,826
1974.....	36-45	24-57	60-102	.370	6	42.0	1,075,399
1975.....	38-43	33-48	71-91	.438	4	37.0	1,281,747
1976.....	42-38	31-51	73-89	.451	5	29.0	1,458,478
1977.....	35-46	34-47	69-93	.426	5	29.0	1,376,269
1978.....	50-31	34-47	84-78	.519	4	11.0	1,670,107
1979.....	39-42	29-51	68-93	.422	5	22.0	1,456,967
1980.....	45-36	28-53-1	73-89-1	.451	6	19.5	1,139,026
1981.....	20-35	21-34	41-69	.373	6	26.0	519,161
1982.....	43-38	38-43	81-81	.500	4	8.0	1,607,516
1983.....	47-34-1	34-47	81-81-1	.500	4	10.0	1,539,819
1984.....	48-33	44-37	92-70	.568	1	+12.0	1,983,904
1985.....	44-37	39-42	83-79	.512	T3	12.0	2,210,352
1986.....	43-38	31-50	74-88	.457	4	22.0	1,805,776
1987.....	37-44	28-53	65-97	.401	6	25.0	1,454,061
1988.....	47-34	36-44	83-78	.516	3	11.0	1,506,896
1989.....	46-35	43-38	89-73	.549	2	3.0	2,009,032
1990.....	37-44	38-43	75-87	.463	T4	16.0	1,856,395
1991.....	42-39	42-39	84-78	.519	3	10.0	1,804,289
1992.....	45-36	37-44	82-80	.506	3	16.0	1,722,102
1993.....	34-47	27-54	61-101	.377	7	43.0	1,375,432
1994.....	26-31	21-39	47-70	.402	4	12.5	953,857
1995.....	40-32	30-42	70-74	.486	3	8.0	1,041,805
1996.....	45-36	46-35	91-71	.562	1	+1.0	2,187,886
1997.....	39-42	37-44	76-86	.469	4	14.0	2,089,333
1998.....	54-27	44-37	98-64	.604	1	+9.5	2,555,901
1999.....	46-35	28-53	74-88	.457	4	26.0	2,523,538
2000.....	41-40	35-46	76-86	.469	5	21.0	2,423,149
2001.....	35-46	44-37	79-83	.488	4	13.0	2,378,116
2002.....	41-40	25-56	66-96	.407	5	32.0	2,220,601
2003.....	35-46	29-52	64-98	.395	5	36.5	2,027,020
2004.....	42-39	45-36	87-75	.537	3	6.0	3,016,752
2005.....	46-35	36-45	82-80	.506	1	+5.0	2,869,787
2006.....	43-38	45-36	88-74	.543	T1	+0.0	2,659,757
2007.....	47-34	42-40	89-74	.546	3	1.5	2,790,074
2008.....	35-46	28-53	63-99	.389	5	21.0	2,427,535
2009.....	42-39	33-48	75-87	.463	4	20.0	1,922,603
2010.....	45-36	45-36	90-72	.556	2	2.0	2,131,774
2011.....	35-46	36-45	71-91	.438	5	23.0	2,143,018
2012.....	42-39	34-47	76-86	.469	4	18.0	2,123,721
2013.....	45-36	31-50	76-86	.469	T3	16.0	2,166,691
2014.....	48-33	29-52	77-85	.475	3	17.0	2,195,373
Totals	1839-1826-1	1559-2102-1	3398-3928-2	.464	—	—	80,752,968

Blue—Padres Record

PADRES EXPANSION DRAFT SELECTIONS - OCTOBER 15, 1968

No.	Name	Pos	Former Club	No.	Name	Pos	Former Club
1.	Ollie Brown	OF	San Francisco	16.	Mike Corkins	RHP	San Francisco
2.	Dave Giusti	RHP	St. Louis	17.	Tom Dukes	RHP	Houston
3.	Dick Selma	RHP	New York Mets	18.	Rick James	RHP	Chicago Cubs
4.	Al Santorini	RHP	Atlanta	19.	Tony Gonzalez	OF	Philadelphia
5.	Jose Arcia	INF	Chicago Cubs	20.	Dave Roberts	LHP	Pittsburgh
6.	Clay Kirby	RHP	St. Louis	21.	Ivan Murrell	OF	Houston
7.	Fred Kendall	C	Cincinnati	22.	Jim Williams	OF	Los Angeles
8.	Jerry Morales	OF	New York Mets	23.	Billy McCool	LHP	Cincinnati
9.	Nate Colbert	1B	Houston	24.	Roberto Pena	INF	Philadelphia
10.	Zoilo Versalles	INF	Los Angeles Dodgers	25.	Al McBean	RHP	Pittsburgh
11.	Frank Reberger	RHP	Chicago Cubs	26.	Rafael Robles	INF	San Francisco
12.	Jerry DaVanon	INF	St. Louis Cardinals	27.	Fred Katawczik	LHP	Cincinnati
13.	Larry Stahl	OF	New York Mets	28.	Ron Slocum	INF	Pittsburgh
14.	Dick Kelley	LHP	Atlanta	29.	Steve Arlin	RHP	Philadelphia
15.	Al Ferrara	OF	Los Angeles Dodgers	30.	Cito Gaston	OF	Atlanta

HISTORY & RECORDS

INTERLEAGUE PLAY RESULTS (1997-2014)

With an 9-11 record in 2014, the Padres are 128-166 in 18 seasons of Interleague Play; 67-80 at home and 61-86 on the road against the American League.

AL OPPONENT	HOME	AWAY	OVERALL
Baltimore	3-5	3-2	6-7
Boston	2-4	3-6	5-10
Chicago	1-2	3-3	4-5
Cleveland	1-2	3-6	4-8
Detroit	4-5	0-3	4-8
Houston	---	---	---
Kansas City	7-2	1-2	8-4
Los Angeles	6-5	7-7	13-12
Minnesota	1-7	3-5	4-12
New York	3-3	1-5	4-8
Oakland	6-8	3-8	9-16
Seattle	23-24	22-25	45-49
Tampa Bay	0-3	6-6	6-9
Texas	6-5	6-8	12-13
Toronto	4-5	---	4-5
A.L. West	41-42	38-48	79-90
A.L. Central	14-18	10-19	24-37
A.L. East	12-20	13-19	25-39
TOTALS	67-80	61-86	128-166

Here's a look at how the Padres fared against American League foes statistically in 2014 and through 18 seasons of Interleague competition:

2014	CATEGORY	ALL-TIME
9-11	RECORD	128-166
.230 (154-for-669)	TEAM BATTING AVG.251 (2509-for-10013)
54	RUNS	1167
2.7	RUNS PER GAME	4.0
14	HOME RUNS	248
10	SB	155
2.75 (55 ER, 180.0 IP)	ERA	4.15 (1208 ER, 2618.2 IP)
68	RUNS ALLOWED	1333
3.4	RUNS ALLOWED PER GAME	4.5
15	HOME RUNS ALLOWED	309

Single-game team run scored records in Interleague play:

MOST RUNS SCORED	17	June 7, 1998 at Texas
MOST RUNS ALLOWED	15	May 21, 2010 at Seattle
MOST RUNS COMBINED	25	June 7 at Texas (17-8 SD win)

PADRES RETIRED NUMBERS

6

STEVE GARVEY
(1989)

31

DAVE WINFIELD
(2001)

51

TREVOR HOFFMAN
(2011)

19

TONY GWYNN
(2004)

35

RANDY JONES
(1997)

42

JACKIE ROBINSON
(1997)



HISTORY & RECORDS

ANNUAL RECORDS VS. OPPONENTS

	'69	'70	'71	'72	'73	'74	'75	'76	'77	'78	'79	'80	'81	'82	'83	'84	'85	'86
Arizona																		
Atlanta	5-13	9-9	7-11	11-6	6-12	1-17	11-7	8-10	7-11	10-8	12-6	6-12	6-9	7-11	9-9	11-7	11-7	6-12
Baltimore																		
Boston																		
Chicago (AL)																		
Chicago (NL)	1-11	3-9	3-9	3-9	5-7	6-6	7-5	6-6	5-7	5-7	3-9	8-4	3-3	8-4	7-5	6-6	4-8	6-6
Cincinnati	7-11	10-8	8-10	10-8	5-13	6-12	7-11	5-13	7-11	9-9	7-10	3-15	2-10	12-6	9-9	11-7	9-9	9-9
Cleveland																		
Colorado																		
Detroit																		
Houston	8-10	4-14	8-10	2-12	8-10	7-11	9-9	8-10	10-8	10-8	4-14	7-11	3-11	9-9	7-11	12-6	6-12	8-10
Kansas City																		
Los Angeles (AL)																		
Los Angeles (NL)	6-12	7-11	5-13	5-13	9-9	2-16	7-11	12-6	6-12	9-9	9-9	9-9	5-6	9-9	12-6	8-10	10-8	12-6
Miami																		
Milwaukee																		
Minnesota																		
New York (AL)																		
New York (NL)	1-11	6-6	5-7	5-7	4-8	6-6	4-8	5-7	6-6	7-5	8-4	11-1	5-2	6-6	6-6	6-6	5-7	2-10
Oakland																		
Philadelphia	4-8	3-9	8-4	6-6	3-9	7-5	5-7	4-8	3-9	4-8	3-9	4-8	2-4	5-7	7-5	5-7	7-5	6-6
Pittsburgh	2-10	6-6	3-9	2-10	4-8	3-9	4-8	5-7	2-10	7-5	5-7	6-6	4-6	6-6	3-9	8-4	8-4	4-8
San Francisco	6-12	5-13	5-13	4-10	7-11	11-7	8-10	8-10	8-10	8-10	8-10	10-8	6-7	10-8	11-7	13-5	12-6	8-10
Seattle																		
St. Louis	4-8	4-8	4-8	4-8	4-8	5-7	4-8	4-8	8-4	9-3	4-8	7-5	3-7	4-8	6-6	7-5	4-8	5-7
Tampa Bay																		
Texas																		
Toronto																		
Washington	8-4	6-6	5-6	6-6	5-7	6-6	5-7	8-4	7-5	6-6	5-7	2-10	2-4	5-7	4-8	5-7	7-5	8-4
	'87	'88	'89	'90	'91	'92	'93	'94	'95	'96	'97	'98	'99	'00	'01	'02	'03	'04
Arizona																		
Atlanta	12-6	10-8	11-7	10-8	7-11	5-13	4-9	1-6	2-5	4-9	3-8	4-5	4-5	1-8	3-3	3-3	1-6	3-3
Baltimore																		
Boston																		
Chicago (AL)																		
Chicago (NL)	3-9	4-8	4-8	4-8	8-4	7-5	4-8	3-6	7-5	6-6	5-6	4-5	3-6	5-3	4-2	4-2	2-4	2-4
Cincinnati	6-12	8-10	9-9	9-9	10-8	7-11	4-9	2-8	6-3	3-9	6-5	11-1	3-6	5-4	4-2	1-5	3-3	4-2
Cleveland																		
Colorado							7-6	5-5	4-9	5-8	8-4	7-5	9-4	6-7	10-9	8-11	7-12	9-10
Detroit																		
Houston	13-5	12-6	10-8	14-4	12-6	11-7	5-8	5-5	4-7	6-6	5-6	4-5	1-8	7-2	6-3	2-4	3-3	4-2
Kansas City																		
Los Angeles (AL)												2-2	2-1	3-0	1-2			
Los Angeles (NL)	7-11	11-7	12-6	9-9	8-10	9-9	4-9	4-6	6-7	8-5	7-5	7-5	9-3	5-8	10-9	9-10	11-8	9-10
Miami							5-7	1-5	2-3	9-3	6-5	5-4	6-3	7-2	4-3	1-5	1-5	2-4
Milwaukee												6-3	5-3	7-2	5-1	1-5	1-5	4-2
Minnesota																		
New York (AL)																		
New York (NL)	4-8	5-7	7-5	7-5	5-7	8-4	7-5	6-6	7-6	10-3	6-5	5-4	2-7	6-3	5-1	4-3	3-3	3-3
Oakland											1-3	1-2	2-1	0-3	1-2			
Philadelphia	4-8	7-4	10-2	5-7	3-9	9-3	6-6	8-4	6-6	8-4	4-7	8-1	3-6	5-2	2-5	4-2	3-4	1-5
Pittsburgh	4-8	4-8	9-3	2-10	5-7	7-5	3-9	3-3	8-4	9-4	6-5	4-5	6-3	2-7	4-2	4-2	2-4	3-3
San Francisco	5-13	8-10	8-10	7-11	11-7	11-7	3-10	5-2	6-7	11-2	4-8	8-4	5-7	5-7	5-14	5-14	5-14	12-7
Seattle											3-1	2-2	4-2	3-3	2-4	2-1	4-2	2-1
St. Louis	4-8	6-6	2-10	3-9	9-3	4-8	7-5	4-2	7-5	4-8	5-6	6-3	2-7	0-9	1-5	1-5	2-4	2-4
Tampa Bay																		
Texas											2-2	1-2	2-1	1-2	2-1			
Toronto																		
Washington	3-9	8-4	7-5	5-7	6-6	4-8	2-10	0-12	5-7	8-4	3-8	4-4	3-5	6-3	3-3	4-3	2-4	6-1
	'05	'06	'07	'08	'09	'10	'11	'12	'13	'14								
Arizona	9-10	10-9	8-10	8-10	7-11	10-8	7-11	11-7	12-7	7-12								
Atlanta	5-1	2-7	2-5	1-5	3-3	2-4	5-4	3-4	5-1	4-3								
Baltimore			1-2			2-1			2-2									
Boston			1-2				2-1		0-3									
Chicago (AL)	1-2									2-1								
Chicago (NL)	3-4	7-0	5-3	2-5	5-4	5-3	3-3	3-3	4-3	4-3								
Cincinnati	2-4	4-2	4-2	3-4	6-1	4-2	2-4	2-6	3-3	5-1								
Cleveland	1-2			1-2						1-2								
Colorado	11-7	9-10	8-11	9-9	8-10	6-12	9-9	10-8	7-12	9-10								
Detroit	0-3			1-2						2-1								
Houston	3-4	3-3	3-4	3-3	1-6	5-2	5-3	5-3										
Kansas City							3-0			1-2								
Los Angeles (AL)		2-1			0-3			2-1										
Los Angeles (NL)	7-11	13-5	10-8	7-11	8-10	10-8	5-13	7-11	8-11	7-12								
Miami	4-2	3-3	4-3	2-4	2-4	6-3	7-0	1-5	4-3	4-3								
Milwaukee	4-3	3-4	5-2	3-4	4-2	4-3	2-3	4-5	4-3	3-3								
Minnesota	2-1			0-3			0-3			1-3								
New York (AL)				0-3					2-1									
New York (NL)	2-4	2-5	4-2	5-2	5-2	3-3	3-4	3-4	3-4	3-3								
Oakland		2-1			1-2			1-2										
Philadelphia	0-6	4-2	3-4	2-4	2-5	2-5	1-7	3-4	2-4	3-4								
Pittsburgh	4-3	5-1	6-1	4-3	4-3	6-0	4-2	5-1	4-3	3-3								
San Francisco	12-6	7-12	14-4	1-6	10-8	12-6	6-12	6-12	8-11	10-9								
Seattle	3-3	1-5	2-4	1-5	2-4	4-2	1-5	5-1	2-2	2-2								
St. Louis	4-3	4-2	3-4	5-13	1-6	3-4	3-3	3-3	2-4	3-4								
Tampa Bay			2-1			2-1			0-3									
Texas		2-1			2-1			0-3										
Toronto						1-2			2-1									
Washington	5-1	5-1	4-2	5-1	4-2	3-3	3-4	2-3	2-5	3-4								

HISTORY & RECORDS

PADRES ALL-TIME VS. OPPONENTS

TEAM	HOME	AWAY	OVERALL	TEAM	HOME	AWAY	OVERALL
Arizona	88-62 (.587)	52-96 (.351)	140-158 (.470)	Milwaukee.....	35-20 (.636)	30-33 (.476)	65-53 (.551)
Atlanta	143-160 (.472)	120-177 (.404)	263-337 (.526)	Minnesota	1-7 (.125)	3-5 (.375)	4-12 (.250)
Baltimore	3-5 (.375)	3-2 (.600)	6-7 (.462)	New York (NL)..	128-106 (.547)+	106-123 (.463)	234-229 (.505)
Boston	2-4 (.333)	3-6 (.333)	5-10 (.333)	New York (AL)	3-3 (.500)	1-5 (.167)	4-8 (.333)
Chicago (AL).....	1-2 (.333)	3-3 (.500)	4-5 (.444)	Oakland	6-8 (.429)	3-8 (.273)	9-16 (.360)
Chicago (NL)	115-115 (.500)	94-136 (.409)	209-251 (.454)	Philadelphia	107-122 (.467)	97-132 (.424)	204-254 (.445)
Cincinnati.....	148-154 (.490)	124-172-1 (.419)	272-326-1 (.455)	Pittsburgh	104-121 (.462)	108-123 (.468)	212-244 (.465)
Cleveland.....	1-2 (.333)	3-6 (.333)	4-8 (.333)	San Francisco..	194-196 (.497)	168-218 (.435)	362-414 (.466)
Colorado	92-89 (.508) ⁺	79-99 (.444)	171-188 (.476)	Seattle	23-24 (.489)	22-25 (.468)	45-49 (.479)
Detroit	4-5 (.444)	0-3 (.000)	4-8 (.333)	St. Louis.....	110-117 (.485)*	76-153 (.332)	186-270 (.408)
Houston	160-138 (.537)	122-171 (.416)	282-309 (.477)	Tampa Bay	0-3 (.000)	6-6 (.500)	6-9 (.400)
Kansas City	7-2 (.778)	1-2 (.333)	8-4 (.667)	Texas	6-5 (.545)	6-8 (.429)	12-13 (.480)
LA Angels	6-5 (.545)	7-7 (.500)	13-12 (.520)	Toronto	4-5 (.444)	—	4-5 (.444)
LA Dodgers.....	195-193-1 (.503)	174-219 (.443)	369-412-1 (.472)	Washington.....	113-116 (.493)	102-122 (.455)	215-238 (.475)
Miami	40-37 (.519)	46-42 (.523)	86-79 (.521)				

+ Includes a 2-1 record at Monterrey Stadium in Monterrey, MEX, August 16-18, 1996

* Includes a 1-2 record at Aloha Stadium in Honolulu, HI, April 19-20, 1997

^ Includes an 0-1 record at Monterrey Stadium in Monterrey, MEX, April 4, 1999

ALL-TIME ATTENDANCE RECORDS

	ATT.	OPP.	DATE
Single Game—Day	61,277	SF	April 10, 2001
Single Game—Night	61,674	ARI	April 24, 1999
Doubleheader	43,473	PHI	June 13, 1976
Opening Day/Night	61,277	SF	April 10, 2001
Special Events:			
All-Star Game	59,372	AL vs. NL	July 14, 1992
Division Series	65,235	HOU (Game 3)	October 3, 1998
NL Championship Series	65,042	ATL (Game 4)	October 11, 1998
World Series	65,427	NY Yankees (Game 4)	October 21, 1998
4-Game Series	197,225	LAD	September 19-22, 1996
3-Game Series	165,929	NY Yankees	June 21-23, 2002
2-Game Series	81,037	SF	April 15-16, 1985
Memorial Day	38,355	COL	May 31, 2004
Independence Day	61,148	COL	July 4, 1998
Labor Day	36,535	STL	September 3, 2001
Week Night (Non-holiday)	54,490	SF	(Monday) April 15, 1985
Week Day (Non-Opening Day)	47,482	LAD	(Thursday) June 27, 1985
Friday Night	60,918	SEA	June 15, 2001
Saturday Day	60,021	NY Yankees	June 22, 2002
Saturday Night	61,674	ARI	April 24, 1999
Sunday	60,103	COL	* October 7, 2001
Road Game (Largest)	63,661	at COL	June 20, 1993
Road Game (Smallest)	987	at SF	April 14, 1975
Home Game (Smallest)	1,413	HOU	September 11, 1973

*Tony Gwynn's final game

SEASON RECORDS

RK	YEAR	HOME ATT.
1.	2004	3,016,752
2.	2005	2,869,787
3.	2007	2,790,074
4.	2006	2,659,757
5.	1998	2,555,901
6.	1999	2,523,538
7.	2008	2,427,535
8.	2000	2,423,149
9.	2001	2,378,116
10.	2002	2,220,601

TOP 10 AT PETCO PARK

RK	DATE	OPP.	ATT.
1.	3/30/14	LAD	45,567
2.	4/6/09	LAD	45,496
3.	9/30/04	SF	45,389
4.	3/31/08	HOU	44,965
5.	9/25/04	ARI	44,863
6.	6/23/07	BOS	44,457
7.	6/24/07	BOS	44,449
8.	4/9/13	LAD	44,436
9.	6/22/07	BOS	44,405
10.	4/29/06	LAD	44,337

SEASONS WITH THE MOST...

SUPERLATIVES	NO.	YEAR (S)
Most Sellouts	24	2004
Most Crowds in Excess of 30,000	70	2004
Most Crowds in Excess of 40,000	24	2004, 2007
Most Crowds in Excess of 50,000*	11	1999
Most Crowds in Excess of 60,000*	7	2001

*Prior to moving to Petco Park; set at Qualcomm Stadium

TOP SERIES AT PETCO PARK

THREE-GAME SERIES

RK	DATES	DAYS	OPP.	ATT.
1.	6/22-24/07	Fri-Sun	BOS	133,311
2.	8/2-4/13	Fri-Sun	NY Yankees	131,812
3.	4/27-29/07	Fri-Sun	LAD	130,448
4.	7/30-8/1/04	Fri-Sun	LAD	130,334
5.	8/3-5/07	Fri-Sun	SF	128,458

FOUR-GAME SERIES

RK	DATES	DAYS	OPP.	ATT.
1.	7/14-17/05	Thurs-Sun	ARI	164,395
2.	7/26-29/04	Mon-Thurs	SF	160,942
3.	6/2-5/05	Thurs-Sun	CHI	155,762
4.	4/7-10/05	Thurs-Sun	PIT	154,789
5.	6/20-23/05	Mon-Thurs	LAD	154,452



HISTORY & RECORDS

OPENING DAY HISTORY

April 8, 1969		April 7, 1970		April 6, 1971		April 15, 1972	
HOUSTON	1	ATLANTA	3	SAN FRANCISCO	4	ATLANTA	5
SAN DIEGO	2	SAN DIEGO	8	SAN DIEGO	0	SAN DIEGO	6
Attendance-23,370		Attendance-28,215		Attendance-34,554		Attendance-16,555	
Rafael Robles.....SS		Tommy Dean.....SS		Dave Campbell.....2B		Enzo Hernandez.....SS	
Roberto Pena.....2B		Van Kelly.....3B		Larry Stahl.....LF		Derrel Thomas.....2B	
Tony Gonzalez.....CF		Ollie Brown.....RF		Clarence Gaston.....CF		Leron Lee.....LF	
Ollie Brown.....RF		Nate Colbert.....1B		Nate Colbert.....1B		Nate Colbert.....1B	
Bill Davis.....1B		Clarence Gaston.....CF		Ollie Brown.....RF		Larry Stahl.....RF	
Larry Stahl.....LF		Jerry Morales.....LF		Ed Spiezio.....3B		Jose Morales.....CF	
Ed Spiezio.....3B		Dave Campbell.....2B		Chris Cannizzaro.....C		Bob Barton.....C	
Chris Cannizzaro.....C		Chris Cannizzaro.....C		Tommy Dean.....SS		Dave Campbell.....3B	
Dick Selma.....RHP		Pat Dobson.....RHP		Tom Phoebus.....RHP		Clay Kirby.....RHP	
April 6, 1973		April 5, 1974		April 10, 1975		April 9, 1976	
LOS ANGELES	2	SAN DIEGO	0	SAN FRANCISCO	2	ATLANTA	2
SAN DIEGO	4	LOS ANGELES	8	SAN DIEGO	0	SAN DIEGO	8
Attendance-32,019		Attendance-31,556		Attendance-17,670 (10 inn.)		Attendance-44,728	
Enzo Hernandez.....SS		Bobby Tolan.....RF		Bobby Tolan.....LF		John Grubb.....LF	
John Grubb.....CF		Glenn Beckert.....2B		Tito Fuentes.....2B		Tito Fuentes.....2B	
Leron Lee.....LF		John Grubb.....CF		Dave Winfield.....RF		Willie Davis.....CF	
Nate Colbert.....1B		Willie McCovey.....1B		Willie McCovey.....1B		Dave Winfield.....RF	
Clarence Gaston.....RF		Nate Colbert.....LF		John Grubb.....CF		Mike Ivie.....1B	
Dave Hilton.....2B		Fred Kendall.....C		Glenn Beckert.....3B		Doug Rader.....3B	
Dave Roberts.....3B		Dave Hilton.....3B		Randy Hundley.....C		Hector Torres.....SS	
Bob Davis.....C		Enzo Hernandez.....SS		Enzo Hernandez.....SS		Bob Davis.....C	
Clay Kirby.....RHP		Bill Greif.....RHP		Randy Jones.....LHP		Randy Jones.....LHP	
April 6, 1977		April 7, 1978		April 5, 1979		April 10, 1980	
SAN DIEGO	3	SAN DIEGO	3	SAN DIEGO	4	SAN FRANCISCO	4
CINCINNATI	5	SAN FRANCISCO	2	LOS ANGELES	3	SAN DIEGO	6
Attendance-51,869		Attendance-36,131		Attendance-46,536		Attendance-29,535	
Gene Richards.....LF		Gene Richards.....1B		Gene Richards.....CF		Ozzie Smith.....SS	
Mike Champion.....2B		Derrel Thomas.....2B		Ozzie Smith.....SS		Dave Cash.....2B	
Dave Winfield.....RF		Oscar Gamble.....LF		Mike Hargrove.....1B		Gene Richards.....LF	
George Hendrick.....CF		Dave Winfield.....RF		Dave Winfield.....RF		Dave Winfield.....RF	
Gene Tenace.....C		George Hendrick.....CF		Jerry Turner.....LF		Jerry Mumphrey.....CF	
Mike Ivie.....1B		Gene Tenace.....C		Barry Evans.....3B		Gene Tenace.....1B	
Doug Rader.....3B		Bill Almon.....3B		Gene Tenace.....C		Bill Fahey.....C	
Bill Almon.....SS		Ozzie Smith.....SS		Fernando Gonzalez.....2B		Aurelio Rodriguez.....3B	
Randy Jones.....LHP		Gaylord Perry.....RHP		Gaylord Perry.....RHP		Randy Jones.....LHP	
April 9, 1981		April 6, 1982		April 5, 1983		April 3, 1984	
SAN DIEGO	4	ATLANTA	1	SAN DIEGO	16	PITTSBURGH	1
SAN FRANCISCO	1	SAN DIEGO	0	SAN FRANCISCO	13	SAN DIEGO	5
Attendance-54,520 (12 inn.)		Attendance-30,188		Attendance-49,519		Attendance-44,553	
Gene Richards.....LF		Gene Richards.....LF		Gene Richards.....LF		Alan Wiggins.....2B	
Ozzie Smith.....SS		Juan Bonilla.....2B		Juan Bonilla.....2B		Tony Gwynn.....RF	
Rupert Jones.....CF		Garry Templeton.....SS		Steve Garvey.....1B		Graig Nettles.....3B	
Luis Salazar.....3B		Ruppert Jones.....CF		Terry Kennedy.....C		Steve Garvey.....1B	
Randy Bass.....1B		Sixto Lezcano.....RF		Sixto Lezcano.....RF		Terry Kennedy.....C	
Dave Edwards.....RF		Terry Kennedy.....C		Ruppert Jones.....CF		Carmelo Martinez.....LF	
Terry Kennedy.....C		Luis Salazar.....3B		Garry Templeton.....SS		Kevin McReynolds.....CF	
Juan Bonilla.....2B		Broderick Perkins.....1B		Luis Salazar.....3B		Garry Templeton.....SS	
John Curtis.....LHP		Juan Eichelberger.....RHP		Tim Lollar.....LHP		Eric Show.....RHP	
April 9, 1985		April 7, 1986		April 6, 1987		April 5, 1988	
SAN DIEGO	3	SAN DIEGO	1	SAN DIEGO	3	SAN DIEGO	3
SAN FRANCISCO	4	LOS ANGELES	2	SAN FRANCISCO	4	HOUSTON	6
Attendance-52,714		Attendance-49,444		Attendance-52,020 (12 inn.)		Attendance-39,906	
Jerry Davis.....LF		Bip Roberts.....2B		Marvell Wynne.....CF		Stan Jefferson.....CF	
Mario Ramirez.....2B		Tony Gwynn.....RF		Garry Templeton.....SS		Tony Gwynn.....RF	
Tony Gwynn.....RF		Kevin McReynolds.....CF		Tony Gwynn.....RF		Keith Moreland.....LF	
Steve Garvey.....1B		Steve Garvey.....1B		Carmelo Martinez.....LF		John Kruk.....1B	
Kevin McReynolds.....CF		Carmelo Martinez.....LF		Kevin Mitchell.....3B		Randy Ready.....2B	
Terry Kennedy.....C		Garry Templeton.....SS		Steve Garvey.....1B		Benito Santiago.....C	
Jerry Royster.....3B		Terry Kennedy.....C		Benito Santiago.....C		Chris Brown.....3B	
Garry Templeton.....SS		Jerry Royster.....3B		Joey Cora.....2B		Garry Templeton.....SS	
LaMarr Hoyt.....RHP		Eric Show.....RHP		Eric Show.....RHP		Ed Whitson.....RHP	

HISTORY & RECORDS

OPENING DAY HISTORY

April 3, 1989		April 9, 1990		April 9, 1991		April 6, 1992	
SAN FRANCISCO	5	SAN DIEGO	2	SAN FRANCISCO	4	SAN DIEGO	4
SAN DIEGO	3	LOS ANGELES	4	SAN DIEGO	7	CINCINNATI	3
Attendance-52,763		Attendance-48,686		Attendance-48,089		Attendance-55,356	
Roberto Alomar.....2B		Bip Roberts.....3B		Bip Roberts.....2B		Tony Fernandez.....SS	
Tim Flannery.....3B		Roberto Alomar.....2B		Tony Fernandez.....SS		Tony Gwynn.....RF	
Tony Gwynn.....CF		Tony Gwynn.....RF		Tony Gwynn.....RF		Gary Sheffield.....3B	
Jack Clark.....1B		Jack Clark.....1B		Fred McGriff.....1B		Fred McGriff.....1B	
Carmelo Martinez.....LF		Joe Carter.....CF		Benito Santiago.....C		Benito Santiago.....C	
John Kruk.....RF		Fred Lynn.....LF		Jack Clark.....LF		Jerald Clark.....LF	
Benito Santiago.....C		Benito Santiago.....C		Jim Presley.....3B		Darrin Jackson.....CF	
Garry Templeton.....SS		Garry Templeton.....SS		Shawn Abner.....CF		Kurt Stillwell.....2B	
Eric Show.....RHP		Bruce Hurst.....LHP		Ed Whitson.....RHP		Bruce Hurst.....LHP	
April 6, 1993		April 4, 1994		April 26, 1995		April 1, 1996	
SAN DIEGO	4	ATLANTA	4	HOUSTON	10	SAN DIEGO	4
PITTSBURGH	9	SAN DIEGO	1	SAN DIEGO	2	CHICAGO	5
Attendance-44,103		Attendance-42,251		Attendance-38,124		Attendance-38,734 (10 inn.)	
Tony Gwynn.....RF		Bip Roberts.....2B		Bip Roberts.....LF		Rickey Henderson.....LF	
Jeff Gardner.....2B		Ricky Gutierrez.....SS		Steve Finley.....CF		Steve Finley.....CF	
Gary Sheffield.....3B		Tony Gwynn.....RF		Tony Gwynn.....RF		Tony Gwynn.....RF	
Fred McGriff.....1B		Phil Plantier.....LF		Eddie Williams.....1B		Ken Caminiti.....3B	
Phil Plantier.....LF		Derek Bell.....CF		Ken Caminiti.....3B		Wally Joyner.....1B	
Derek Bell.....CF		Archi Cianfrocco.....3B		Andujar Cedeno.....SS		Brad Ausmus.....C	
Dan Walters.....C		Dave Staton.....1B		Jody Reed.....2B		Andujar Cedeno.....SS	
Craig Shipley.....SS		Brad Ausmus.....C		Brad Ausmus.....C		Jody Reed.....2B	
Andy Benes.....RHP		Andy Benes.....RHP		Andy Benes.....RHP		Andy Ashby.....RHP	
April 1, 1997		March 31, 1998		April 4, 1999-Monterrey, Mex		April 3, 2000	
NEW YORK	5	SAN DIEGO	10	COLORADO	8	SAN DIEGO	1
SAN DIEGO	12	CINCINNATI	2	SAN DIEGO	2	NEW YORK	2
Attendance-43,005		Attendance-54,578		Attendance-27,104		Attendance-52,308	
Quilvio Veras.....2B		Quilvio Veras.....2B		Quilvio Veras.....2B		Al Martin.....LF	
Tony Gwynn.....RF		Steve Finley.....CF		Reggie Sanders.....LF		Damian Jackson.....SS	
Steve Finley.....CF		Tony Gwynn.....RF		Tony Gwynn.....RF		Tony Gwynn.....RF	
Ken Caminiti.....3B		Ken Caminiti.....3B		Wally Joyner.....1B		Phil Nevin.....3B	
Greg Vaughn.....LF		Greg Vaughn.....LF		Greg Myers.....C		Ryan Klesko.....1B	
Wally Joyner.....1B		Wally Joyner.....1B		George Arias.....3B		Bret Boone.....2B	
John Flaherty.....C		Carlos Hernandez.....C		Ruben Rivera.....CF		Ruben Rivera.....CF	
Chris Gomez.....SS		Chris Gomez.....SS		Chris Gomez.....SS		Carlos Hernandez.....C	
Joey Hamilton.....RHP		Kevin Brown.....RHP		Andy Ashby.....RHP		Sterling Hitchcock.....LHP	
April 2, 2001		April 1, 2002		March 31, 2003		April 5, 2004	
SAN DIEGO	2	SAN DIEGO	0	SAN FRANCISCO	5	SAN DIEGO	8
SAN FRANCISCO	3	ARIZONA	2	SAN DIEGO	2	LOS ANGELES	2
Attendance-40,930		Attendance-47,025		Attendance-61,707		Attendance-53,850	
Damian Jackson.....2B		D'Angelo Jimenez.....2B		Mark Loretta.....2B		Sean Burroughs.....3B	
Mark Kotsay.....CF		Mark Kotsay.....CF		Mark Kotsay.....CF		Mark Loretta.....2B	
Ryan Klesko.....1B		Ron Gant.....LF		Rondell White.....LF		Brian Giles.....RF	
Phil Nevin.....3B		Phil Nevin.....1B		Ryan Klesko.....1B		Phil Nevin.....1B	
Tony Gwynn.....RF		Bubba Trammell.....RF		Xavier Nady.....RF		Ryan Klesko.....LF	
Mike Darr.....LF		Deivi Cruz.....SS		Sean Burroughs.....3B		Jay Payton.....CF	
Wiki Gonzalez.....C		Wiki Gonzalez.....C		Gary Bennett.....C		Ramon Hernandez.....C	
Chris Gomez.....SS		Ramon Vazquez.....3B		Ramon Vazquez.....SS		Khalil Greene.....SS	
Woody Williams.....RHP		Kevin Jarvis.....RHP		Brian Lawrence.....RHP		Brian Lawrence.....RHP	
April 4, 2005		April 3, 2006		April 3, 2007		March 31, 2008	
SAN DIEGO	10	SAN FRANCISCO	1	SAN DIEGO	7	HOUSTON	0
COLORADO	12	SAN DIEGO	6	SAN FRANCISCO	0	SAN DIEGO	4
Attendance-47,661		Attendance-43,767		Attendance-42,773		Attendance-44,965	
Khalil Greene.....SS		Dave Roberts.....CF		Marcus Giles.....2B		Brian Giles.....RF	
Mark Loretta.....2B		Eric Young.....LF		Brian Giles.....RF		Tadahito Iguchi.....2B	
Brian Giles.....RF		Brian Giles.....RF		Mike Cameron.....CF		Kevin Kouzmanoff.....3B	
Phil Nevin.....1B		Mike Piazza.....C		Adrian Gonzalez.....1B		Adrian Gonzalez.....1B	
Ryan Klesko.....LF		Adrian Gonzalez.....1B		Josh Bard.....C		Scott Hairston.....CF	
Ramon Hernandez.....C		Khalil Greene.....SS		Khalil Greene.....SS		Khalil Greene.....SS	
Xavier Nady.....CF		Vinny Castilla.....3B		Kevin Kouzmanoff.....3B		Josh Bard.....C	
Sean Burroughs.....3B		Josh Barfield.....2B		Jose Cruz Jr.....LF		Paul McNulty.....LF	
Woody Williams.....RHP		Jake Peavy.....RHP		Jake Peavy.....RHP		Jake Peavy.....RHP	



HISTORY & RECORDS

OPENING DAY HISTORY

April 6, 2009		April 5, 2010		March 31, 2011		April 5, 2012	
LOS ANGELES	4	SAN DIEGO	3	SAN DIEGO	5	LOS ANGELES	5
SAN DIEGO	1	ARIZONA	6	ST. LOUIS	3	SAN DIEGO	3
Attendance-45,496		Attendance-49,059		Attendance-46,368		Attendance-42,941	
Jody Gerut.....CF		Tony Gwynn.....CF		Will Venable.....RF		Cameron Maybin.....CF	
David Eckstein.....2B		David Eckstein.....2B		Jason Bartlett.....SS		Chris Denorfia.....RF	
Brian Giles.....RF		Adrian Gonzalez.....1B		Orlando Hudson.....2B		Chase Headley.....3B	
Adrian Gonzalez.....1B		Kyle Blanks.....LF		Brad Hawpe.....1B		Jesus Guzman.....LF	
Kevin Kouzmanoff.....3B		Chase Headley.....3B		Ryan Ludwick.....LF		Nick Hundley.....C	
Chase Headley.....LF		Will Venable.....RF		Chase Headley.....3B		Yonder Alonso.....1B	
Henry Blanco.....C		Nick Hundley.....C		Cameron Maybin.....CF		Orlando Hudson.....2B	
Luis Rodriguez.....SS		Everth Cabrera.....SS		Nick Hundley.....C		Jason Bartlett.....SS	
Jake Peavy.....RHP		Jon Garland.....RHP		Tim Stauffer.....RHP		Edinson Volquez.....RHP	
April 1, 2013		March 30, 2014					
SAN DIEGO	2	LOS ANGELES	1				
NEW YORK	11	SAN DIEGO	3				
Attendance-41,053		Attendance-45,567					
Chris Denorfia.....RF		Everth Cabrera.....SS					
Everth Cabrera.....SS		Chris Denorfia.....RF					
Yonder Alonso.....1B		Chase Headley.....3B					
Carlos Quentin.....LF		Jedd Gyorko.....2B					
Jedd Gyorko.....2B		Yonder Alonso.....1B					
Nick Hundley.....C		Tommy Medica.....LF					
Cameron Maybin.....CF		Will Venable.....CF					
Cody Ransom.....3B		Rene Rivera.....C					
Edinson Volquez.....RHP		Andrew Cashner.....RHP					

OPENING DAY STARTERS

YEAR	STARTER	YEAR	STARTER	YEAR	STARTER
1969:	Dick Selma, RHP	1986:	Eric Show, RHP	2003:	Brian Lawrence, RHP
1970:	Pat Dobson, RHP	1987:	Eric Show, RHP	2004:	Brian Lawrence, RHP
1971:	Tom Phoebus, RHP	1988:	Ed Whitson, RHP	2005:	Woody Williams, RHP
1972:	Clay Kirby, RHP	1989:	Eric Show, RHP	2006:	Jake Peavy, RHP
1973:	Clay Kirby, RHP	1990:	Bruce Hurst, LHP	2007:	Jake Peavy, RHP
1974:	Bill Greif, RHP	1991:	Ed Whitson, RHP	2008:	Jake Peavy, RHP
1975:	Randy Jones, LHP	1992:	Bruce Hurst, LHP	2009:	Jake Peavy, RHP
1976:	Randy Jones, LHP	1993:	Andy Benes, RHP	2010:	Jon Garland, RHP
1977:	Randy Jones, LHP	1994:	Andy Benes, RHP	2011:	Tim Stauffer, RHP
1978:	Gaylord Perry, RHP	1995:	Andy Benes, RHP	2012:	Edinson Volquez, RHP
1979:	Gaylord Perry, RHP	1996:	Andy Ashby, RHP	2013:	Edinson Volquez, RHP
1980:	Randy Jones, LHP	1997:	Joey Hamilton, RHP	2014:	Andrew Cashner, RHP
1981:	John Curtis, LHP	1998:	Kevin Brown, RHP		
1982:	Juan Eichelberger, RHP	1999:	Andy Ashby, RHP		
1983:	Tim Lollar, LHP	2000:	Sterling Hitchcock, LHP		
1984:	Eric Show, RHP	2001:	Woody Williams, RHP		
1985:	LaMarr Hoyt, RHP	2002:	Kevin Jarvis, RHP		

LATE NIGHT IN PHILADELPHIA

The Padres made Major League history on July 2 (and 3), 1993 in Philadelphia with a two-night double-header that concluded at 4:40 a.m. the following morning. The start of the first game, scheduled for 4:35 p.m., was delayed by one hour and 10 minutes by rain. During the game, there were two more delays that totaled four hours and 44 minutes before play was resumed just before midnight. After five hours and 54 minutes of rain delays and a game time of 2:34, Game 1, a 5-2 Padres win, concluded at 1:03 a.m. Game 2 started at 1:28 a.m. and went 10 innings before the Phillies won 6-5. The game-winning run crossed the plate at 4:40 a.m. It is the latest a Major League game has ever ended. The previous mark was 3:55 a.m. when the Mets and Braves played into the wee hours on July 4-5, 1985.

HISTORY & RECORDS

OPENING DAY HISTORY

The Padres are 21-25 on Opening Day; 13-9 in season openers played in San Diego, 8-15 on the road and 0-1 in season openers played at a neutral site (an 8-2 loss to the Colorado Rockies in 1999 in Monterrey, Mexico).

The Padres are 24-22 in home openers. They have opened the season at home 22 times, including in 2014, but only 12 times since 1985. They were 9-7 in season openers in Mission Valley at Qualcomm Stadium.

A closer look at the Padres home openers:

YEAR	OPPONENT	RESULT	ATTENDANCE
1969*	Houston	W, 2-1	23,370
1970*	Atlanta	W, 8-3	25,215
1971*	San Francisco	L, 0-4	34,554
1972*	Atlanta	W, 6-5	16,655
1973*	Los Angeles	W, 4-2	32,019
1974	Houston	L, 5-9	39,083
1975*	San Francisco	L, 0-2 (10)	17,670
1976*	Atlanta	W, 8-2	44,728
1977	San Francisco	W, 4-3	46,375
1978	San Francisco	L, 2-3	45,901
1979	Cincinnati	L, 2-4	44,858
1980*	San Francisco	W, 6-4	29,535
1981	Cincinnati	L, 1-7	36,391
1982*	Atlanta	L, 0-1	30,188
1983	San Francisco	L, 5-6	45,397
1984*	Pittsburgh	W, 5-1	44,553
1985	San Francisco	W, 8-3	54,490
1986	Cincinnati	W, 4-3 (11)	52,934
1987	San Francisco	L, 6-13	48,686
1988	Los Angeles	W, 5-3	52,395
1989*	San Francisco	L, 3-5	52,763
1990	Los Angeles	L, 0-1	54,098
1991*	San Francisco	W, 7-4	48,089
1992	Los Angeles	L, 3-6	51,280
1993	Pittsburgh	L, 2-4	46,192
1994*	Atlanta	L, 1-4	42,251
1995*	Houston	L, 2-10	38,124
1996	Florida	W, 9-2	44,470
1997*	New York (NL)	W, 12-5	43,005
1998	Cincinnati	W, 3-2 (10)	55,454
1999 [^]	Colorado	L, 2-8	27,104
2000	Arizona	L, 4-8	60,021
2001	San Francisco	L, 6-11	61,277
2002	Arizona	W, 8-0	59,103
2003*	San Francisco	L, 2-5	61,707
2004+	San Francisco	W, 4-3 (10)	41,400
2005	Pittsburgh	W, 1-0 (12)	43,538
2006*	San Francisco	W, 6-1	43,767
2007	Colorado	L, 3-4	44,267
2008*	Houston	W, 4-0	44,965
2009*	Los Angeles (NL)	L, 1-4	45,496
2010	Atlanta	W, 17-2	42,843
2011	San Francisco	W, 3-1	43,146
2012*	Los Angeles (NL)	L, 3-5	42,941
2013	Los Angeles (NL)	W, 9-3	44,436
2014*	Los Angeles (NL)	W, 3-1	45,567

*Home opener was season opener

[^]Home opener was played in Monterrey, Mexico

+Opening game at Petco Park

ROOKIE OPENING DAY STARTERS

YEAR (#)	STARTERS
1969 (1):	Rafael Robles, SS
1970 (2):	Van Kelly, 3B Jerry Morales, LF
1972 (1):	Derrel Thomas, 2B
1973 (3):	Bob Davis, C John Grubb, CF Dave Hilton, 3B
1977 (3):	Bill Almon, SS Mike Champion, 2B Gene Richards, LF
1978 (1):	Ozzie Smith, SS
1979 (1):	Barry Evans, 3B
1981 (2):	Randy Bass, 1B Juan Bonilla, 2B
1984 (1):	Carmelo Martinez, LF
1985 (1):	Gerry Davis, LF
1986 (1):	Bip Roberts, 2B
1987 (2):	Joey Cora, 2B Benito Santiago, C
1993 (1):	Jeff Gardner, 2B
1994 (1):	Dave Staton, 1B
2002 (1):	Ramon Vazquez, 3B
2003 (1):	Xavier Nady, RF
2004 (1):	Khalil Greene, SS
2006 (1):	Josh Barfield, 2B
2007 (1):	Kevin Kouzmanoff, 3B
2012 (1):	Yonder Alonso, 1B
2013 (1):	Jedd Gyorko, 2B
2014 (1):	Tommy Medica, LF

Players in bold made their Major League debuts as Opening Day starters.



HISTORY & RECORDS

ANNUAL BATTING TOTALS

YEAR	AVG.	R	H	2B	3B	HR	RBI	SB
1969	.225	468	1203	180	42	99	431	45
1970	.246	681	1353	208	36	172	629	60
1971	.233	486	1250	184	31	96	447	70
1972	.227	488	1181	168	38	102	452	78
1973	.244	548	1330	198	26	112	516	88
1974	.229	541	1239	196	27	99	506	85
1975	.244	552	1324	215	22	78	505	85
1976	.247	570	1327	216	37	64	528	92
1977	.249	692	1397	245	49	120	652	133
1978	.252	591	1349	208	42	75	542	152
1979	.242	603	1316	193	53	93	559	100
1980	.255	591	1410	195	43	67	546	*239
1981	.256	382	963	170	35	32	350	83
1982	.257	675	1435	217	#52	81	611	165
1983	.250	653	1384	207	34	93	592	179
1984	.259	686	1425	207	42	109	629	152
1985	.255	650	1405	241	28	109	611	60
1986	.261	656	1442	239	25	136	629	96
1987	.260	668	1419	209	48	113	621	198
1988	.247	594	1325	205	35	94	566	123
1989	.251	642	1360	215	32	120	598	136
1990	.257	673	1429	243	35	123	628	138
1991	.244	636	1321	204	36	121	591	101
1992	.255	617	1396	255	30	135	576	69
1993	.252	679	1386	239	28	153	633	92
1994	.275	479	1117	200	19	92	445	79
1995	.272	668	1345	231	20	116	618	124
1996	.265	771	1499	285	24	147	718	109
1997	.271	795	1519	275	16	152	761	140
1998	.253	749	1390	292	30	167	715	79
1999	.252	710	1360	256	22	153	671	*174
2000	.254	752	1413	279	37	157	714	131
2001	.252	789	1379	273	26	161	753	129
2002	.253	662	1393	243	29	136	627	71
2003	.261	678	1442	257	32	128	641	76
2004	.273	768	1521	304	32	159	722	52
2005	.257	684	1416	269	39	130	655	99
2006	.263	731	1465	298	38	161	698	123
2007	.251	741	1408	322	31	171	704	55
2008	.250	637	1390	264	27	154	615	36
2009	.242	638	1315	265	31	141	605	82
2010	.246	665	1338	236	24	132	630	124
2011	.237	593	1284	247	42	91	563	*170
2012	.247	651	1339	272	43	121	610	155
2013	.245	618	1349	246	26	146	578	118
2014	.226	535	1199	224	30	109	500	91

Blue Indicates Club Record

* Led League

Tied for League Lead

HISTORY & RECORDS

ANNUAL PITCHING TOTALS

YEAR	W	L	ERA	CG	SV	SHO	H	R	ER	HR	BB	SO
1969	52	110	4.24	16	25	9	1454	746	670	113	592	764
1970	63	99	4.36	24	32	9	1483	788	697	149	611	886
1971	61	100	3.22	47	17	10	1351	610	515	93	559	923
1972	58	95	3.78	39	19	17	1350	665	589	121	618	960
1973	60	102	4.16	34	23	10	1461	770	661	157	548	<u>845</u>
1974	60	102	4.58	25	19	7	1536	830	736	124	715	855
1975	71	91	3.48	40	20	12	1494	683	566	99	521	713
1976	73	89	3.65	47	18	11	1368	662	581	87	543	652
1977	69	93	4.43	6	44	5	1556	834	722	160	673	827
1978	84	78	3.28	21	*55	10	1385	598	522	74	483	744
1979	68	93	3.69	29	25	7	1438	681	596	108	513	779
1980	73	89	3.65	19	39	9	1474	654	595	97	536	728
1981	41	69	3.72	9	23	6	1013	455	414	64	414	492
1982	81	81	3.52	20	41	11	1348	658	578	139	502	765
1983	81	81	3.62	23	44	5	1389	653	590	144	528	<u>850</u>
1984	92	70	3.48	13	44	*17	1327	634	565	122	563	812
1985	83	79	3.40	26	44	19	1399	622	549	127	*443	727
1986	74	88	3.99	13	32	7	1406	723	640	150	607	934
1987	65	97	4.27	14	33	10	1402	763	680	175	602	897
1988	83	78	3.28	30	39	9	1332	583	528	112	439	<u>885</u>
1989	89	73	3.38	21	52	11	1359	626	547	133	481	933
1990	75	87	3.68	21	35	12	1437	673	597	147	507	928
1991	84	78	3.57	14	47	11	1385	646	577	139	457	921
1992	82	80	3.56	9	46	11	1444	636	578	111	439	971
1993	61	101	4.23	8	32	6	1470	772	675	148	558	<u>957</u>
1994	47	70	4.08	8	27	6	1008	531	474	99	393	862
1995	70	74	4.13	6	35	10	1242	672	590	142	512	1047
1996	91	71	3.72	5	47	11	1395	682	616	147	506	1194
1997	76	86	4.98	5	43	0	1581	891	802	172	596	1059
1998	98	64	3.63	14	*59	11	1384	635	587	139	501	1217
1999	74	88	4.47	5	43	6	1454	781	705	193	529	1078
2000	76	86	4.52	5	46	5	1443	815	733	191	649	1071
2001	79	83	4.52	5	46	1	1519	812	724	219	476	1088
2002	66	96	4.62	5	40	2	1522	815	737	177	582	1108
2003	64	98	4.87	2	31	10	1458	831	774	208	611	<u>1091</u>
2004	87	75	4.03	3	44	8	1460	705	645	184	422	1079
2005	82	80	4.13	4	45	8	1452	726	668	146	503	1133
2006	88	74	*3.87	4	*50	11	1385	*679	*629	176	468	1097
2007	89	74	*3.70	1	45	*20	1406	*666	*611	119	*474	1136
2008	63	99	4.41	3	30	6	1466	764	714	165	561	1100
2009	75	87	4.37	2	45	9	1422	769	704	167	603	1187
2010	90	72	3.39	2	49	20	1305	*581	549	139	517	1295
2011	71	91	3.42	0	44	10	1324	611	551	125	521	1139
2012	76	86	4.01	4	43	11	1356	710	640	162	539	1205
2013	76	86	3.98	3	40	6	1407	700	643	156	525	<u>1171</u>
2014	77	85	3.27	4	41	10	1300	577	523	117	462	1284

Blue Indicates Club Best

* Led League

Tied for League Lead



HISTORY & RECORDS

ANNUAL BATTING LEADERS

BATTING AVERAGE		HITS		HOME RUNS	
1969	Ollie Brown264	1969	Ollie Brown150	1969	Nate Colbert24
1970	Clarence Gaston.....318	1970	Clarence Gaston186	1970	Nate Colbert38
1971	Ollie Brown273	1971	Nate Colbert149	1971	Nate Colbert27
1972	Clarence Gaston.....269	1972	Nate Colbert141	1972	Nate Colbert38
1973	Dave Roberts.....286	1973	Colbert & Kendall143	1973	Nate Colbert22
1974	John Grubb.....286	1974	Dave Winfield.....132	1974	Willie McCovey22
1975	Tito Fuentes.....280	1975	Tito Fuentes.....158	1975	Willie McCovey23
1976	Mike Ivie291	1976	Dave Winfield.....139	1976	Dave Winfield13
1977	George Hendrick311	1977	Dave Winfield.....169	1977	Dave Winfield25
1978	Dave Winfield308	1978	Dave Winfield.....181	1978	Dave Winfield24
1979	Dave Winfield308	1979	Dave Winfield.....184	1979	Dave Winfield34
1980	Gene Richards.....301	1980	Gene Richards.....193	1980	Dave Winfield20
1981	Luis Salazar303	1981	Luis Salazar121	1981	Jim Lefebvre8
1982	Terry Kennedy295	1982	Terry Kennedy166	1982	Terry Kennedy21
1983	Terry Kennedy284	1983	Terry Kennedy156	1983	Terry Kennedy17
1984	Tony Gwynn.....*351	1984	Tony Gwynn*213	1984	McReynolds & Nettles20
1985	Tony Gwynn.....317	1985	Tony Gwynn197	1985	Carmelo Martinez21
1986	Tony Gwynn.....329	1986	Tony Gwynn*211	1986	Kevin McReynolds.....26
1987	Tony Gwynn.....*370	1987	Tony Gwynn*218	1987	John Kruk20
1988	Tony Gwynn.....*313	1988	Tony Gwynn163	1988	Carmelo Martinez18
1989	Tony Gwynn.....*336	1989	Tony Gwynn*203	1989	Jack Clark.....26
1990	Gwynn & Roberts309	1990	Tony Gwynn177	1990	Jack Clark.....25
1991	Tony Gwynn.....317	1991	Tony Gwynn168	1991	Fred McGriff.....31
1992	Gary Sheffield.....*330	1992	Gary Sheffield184	1992	Fred McGriff.....*35
1993	Tony Gwynn.....358	1993	Tony Gwynn175	1993	Phil Plantier34
1994	Tony Gwynn.....*394	1994	Tony Gwynn*165	1994	Phil Plantier18
1995	Tony Gwynn.....*368	1995	Tony Gwynn#197	1995	Ken Caminiti26
1996	Tony Gwynn.....*353	1996	Steve Finley195	1996	Ken Caminiti40
1997	Tony Gwynn*372	1997	Tony Gwynn*290	1997	Steve Finley28
1998	Tony Gwynn.....321	1998	Greg Vaughn.....156	1998	Greg Vaughn50
1999	Tony Gwynn.....339	1999	Tony Gwynn.....139	1999	Reggie Sanders.....26
2000	Phil Nevin303	2000	Eric Owens.....171	2000	Phil Nevin31
2001	Phil Nevin306	2001	Phil Nevin167	2001	Phil Nevin41
2002	Ryan Klesko300	2002	Mark Kotsay169	2002	Ryan Klesko29
2003	Mark Loretta314	2003	Mark Loretta185	2003	Ryan Klesko21
2004	Mark Loretta335	2004	Mark Loretta208	2004	Phil Nevin26
2005	Brian Giles301	2005	Brian Giles164	2005	Ryan Klesko18
2006	Adrian Gonzalez304	2006	Adrian Gonzalez173	2006	Adrian Gonzalez24
2007	Adrian Gonzalez282	2007	Adrian Gonzalez182	2007	Adrian Gonzalez30
2008	Brian Giles306	2008	Adrian Gonzalez172	2008	Adrian Gonzalez36
2009	Adrian Gonzalez277	2009	Adrian Gonzalez153	2009	Adrian Gonzalez40
2010	Adrian Gonzalez298	2010	Adrian Gonzalez176	2010	Adrian Gonzalez31
2011	Cameron Maybin264	2011	Bartlett & Maybin.....136	2011	Ryan Ludwick11
2012	Chase Headley286	2012	Chase Headley173	2012	Chase Headley31
2013	Chris Denorfia.....279	2013	Chris Denorfia.....132	2013	Jedd Gyorko23
2014	Seth Smith.....266	2014	Seth Smith118	2014	Yasmani Grandal15

Single season averages based on a minimum 502 plate appearances.

Blue Indicates Club Record

* Led League

Tied for League Lead



Tony Gwynn led the Padres in batting 15 times, doubles nine times, triples five times and RBI three times.

HISTORY & RECORDS

ANNUAL BATTING LEADERS

DOUBLES		TRIPLES		RUNS BATTED IN	
1969	Al Ferrara.....22	1969	Nate Colbert.....9	1969	Nate Colbert.....66
1970	Ollie Brown.....34	1970	Clarence Gaston.....9	1970	Clarence Gaston.....93
1971	Nate Colbert.....25	1971	Clarence Gaston.....9	1971	Nate Colbert.....84
1972	Nate Colbert.....27	1972	Lee & Morales.....7	1972	Nate Colbert.....111
1973	Nate Colbert.....25	1973	Clarence Gaston.....4	1973	Nate Colbert.....80
1974	Derrel Thomas.....24	1974	Derrel Thomas.....6	1974	Dave Winfield.....75
1975	John Grubb.....36	1975	Bobby Tolan.....4	1975	Dave Winfield.....76
1976	Dave Winfield.....26	1976	Willie Davis.....10	1976	Mike Ivie.....70
1977	Ivie & Winfield.....29	1977	Almon & Richards.....11	1977	Dave Winfield.....92
1978	Dave Winfield.....30	1978	Gene Richards.....*12	1978	Dave Winfield.....97
1979	Dave Winfield.....29	1979	Dave Winfield.....10	1979	Dave Winfield.....*118
1980	Gene Richards.....26	1980	Gene Richards.....8	1980	Dave Winfield.....87
1981	Ruppert Jones.....34	1981	Gene Richards.....12	1981	Gene Richards.....42
1982	Terry Kennedy.....42	1982	Richards & Templeton.....8	1982	Terry Kennedy.....97
1983	Terry Kennedy.....27	1983	Juan Bonilla.....4	1983	Terry Kennedy.....98
1984	Carmelo Martinez.....28	1984	Tony Gwynn.....10	1984	Steve Garvey.....86
1985	Steve Garvey.....34	1985	Steve Garvey.....6	1985	Steve Garvey.....81
1986	Tony Gwynn.....33	1986	Tony Gwynn.....7	1986	Kevin McReynolds.....96
1987	Tony Gwynn.....36	1987	Tony Gwynn.....13	1987	John Kruk.....91
1988	Roberto Alomar.....24	1988	Garry Templeton.....7	1988	Tony Gwynn.....70
1989	Alomar & Gwynn.....27	1989	Bip Roberts.....8	1989	Jack Clark.....94
1990	Bip Roberts.....36	1990	Tony Gwynn.....10	1990	Joe Carter.....115
1991	Fernandez & Gwynn.....27	1991	Tony Gwynn.....11	1991	Fred McGriff.....106
1992	Gary Sheffield.....34	1992	Jerald Clark.....6	1992	Fred McGriff.....104
1993	Tony Gwynn.....41	1993	Jeff Gardner.....7	1993	Phil Plantier.....100
1994	Tony Gwynn.....35	1994	Bip Roberts.....5	1994	Tony Gwynn.....64
1995	Caminiti & Gwynn.....33	1995	Steve Finley.....8	1995	Ken Caminiti.....94
1996	Steve Finley.....45	1996	Steve Finley.....9	1996	Ken Caminiti.....130
1997	Tony Gwynn.....49	1997	Steve Finley.....5	1997	Tony Gwynn.....119
1998	Steve Finley.....40	1998	Steve Finley.....6	1998	Greg Vaughn.....119
1999	Gwynn & Nevin.....27	1999	Eric Owens.....3	1999	Phil Nevin.....85
2000	Phil Nevin.....34	2000	Eric Owens.....7	2000	Phil Nevin.....107
2001	Phil Nevin.....41	2001	Jackson & Klesko.....6	2001	Phil Nevin.....126
2002	Ryan Klesko.....39	2002	Mark Kotsay.....7	2002	Ryan Klesko.....95
2003	Kotsay & Loretta.....28	2003	Sean Burroughs.....6	2003	Mark Loretta.....72
2004	Brian Giles.....33	2004	Brian Giles.....7	2004	Phil Nevin.....105
2005	Brian Giles.....38	2005	Dave Roberts.....10	2005	Brian Giles.....83
2006	Adrian Gonzalez.....38	2006	Dave Roberts.....13	2006	Cameron & Giles.....83
2007	Adrian Gonzalez.....46	2007	Mike Cameron.....6	2007	Adrian Gonzalez.....100
2008	Brian Giles.....40	2008	Gerut, Giles & Kouzmanoff.....4	2008	Adrian Gonzalez.....119
2009	Headley & Kouzmanoff.....31	2009	Everth Cabrera.....8	2009	Adrian Gonzalez.....99
2010	Adrian Gonzalez.....33	2010	Will Venable.....7	2010	Adrian Gonzalez.....101
2011	Chase Headley.....28	2011	Cameron Maybin.....8	2011	Ryan Ludwick.....64
2012	Yonder Alonso.....39	2012	Will Venable.....8	2012	Chase Headley.....*115
2013	Chase Headley.....35	2013	Will Venable.....8	2013	Jedd Gyorko.....63
2014	Seth Smith.....31	2014	Seth Smith.....5	2014	Jedd Gyorko.....51

Blue Indicates Club Record

* Led League

Tied for League Lead



Ken Caminiti drove in a franchise-record 130 RBI en route to earning National League MVP honors in 1996



HISTORY & RECORDS

ANNUAL BATTING LEADERS

EXTRA-BASE HITS		RUNS		STOLEN BASES	
1969	Nate Colbert53	1969	Ollie Brown76	1969	Jose Arcia14
1970	Nate Colbert61	1970	Clarence Gaston.....92	1970	Dave Campbell18
1971	Nate Colbert55	1971	Nate Colbert81	1971	Enzo Hernandez.....21
1972	Nate Colbert67	1972	Nate Colbert87	1972	Enzo Hernandez.....24
1973	Nate Colbert49	1973	Nate Colbert73	1973	Hernandez & Thomas.....15
1974	McCovey & Winfield42	1974	Dave Winfield57	1974	Enzo Hernandez.....37
1975	John Grubb42	1975	Dave Winfield74	1975	Dave Winfield23
1976	Dave Winfield43	1976	Dave Winfield81	1976	Dave Winfield26
1977	Dave Winfield61	1977	Dave Winfield104	1977	Gene Richards.....56
1978	Dave Winfield59	1978	Gene Richards.....90	1978	Ozzie Smith40
1979	Dave Winfield71	1979	Dave Winfield97	1979	Ozzie Smith28
1980	Dave Winfield51	1980	Gene Richards.....91	1980	Gene Richards.....61
1981	Ruppert Jones39	1981	Jones & Smith53	1981	Ozzie Smith22
1982	Terry Kennedy64	1982	Garry Templeton.....76	1982	Alan Wiggins.....33
1983	Terry Kennedy45	1983	Alan Wiggins.....83	1983	Alan Wiggins.....66
1984	Kevin McReynolds.....52	1984	Alan Wiggins.....106	1984	Alan Wiggins.....70
1985	Steve Garvey57	1985	Tony Gwynn.....90	1985	Garry Templeton16
1986	Kevin McReynolds.....63	1986	Tony Gwynn.....#107	1986	Tony Gwynn.....37
1987	Tony Gwynn56	1987	Tony Gwynn.....119	1987	Tony Gwynn.....56
1988	Roberto Alomar.....39	1988	Roberto Alomar.....84	1988	Tony Gwynn.....26
1989	Jack Clark46	1989	Alomar & Gwynn.....82	1989	Roberto Alomar.....42
1990	Joe Carter52	1990	Bip Roberts.....104	1990	Bip Roberts.....46
1991	Fred McGriff.....51	1991	Fred McGriff.....84	1991	Bip Roberts.....26
1992	Gary Sheffield.....70	1992	Gary Sheffield.....87	1992	Tony Fernandez.....20
1993	Fred McGriff.....68	1993	Ricky Gutierrez.....76	1993	Derek Bell26
1994	Tony Gwynn48	1994	Tony Gwynn.....79	1994	Derek Bell24
1995	Ken Caminiti59	1995	Steve Finley.....104	1995	Steve Finley.....36
1996	Steve Finley.....84	1996	Steve Finley.....126	1996	Rickey Henderson37
1997	Tony Gwynn68	1997	Steve Finley.....101	1997	Quilvio Veras33
1998	Greg Vaughn82	1998	Greg Vaughn112	1998	Quilvio Veras24
1999	Reggie Sanders.....57	1999	Quilvio Veras95	1999	Reggie Sanders.....36
2000	Phil Nevin66	2000	Ryan Klesko88	2000	Eric Owens29
2001	Phil Nevin72	2001	Ryan Klesko105	2001	Rickey Henderson25
2002	Ryan Klesko69	2002	Ryan Klesko90	2002	Mark Kotsay11
2003	Mark Loretta45	2003	Mark Loretta74	2003	Gary Matthews Jr12
2004	Mark Loretta65	2004	Mark Loretta108	2004	Kerry Robinson.....11
2005	Brian Giles61	2005	Brian Giles92	2005	Dave Roberts.....23
2006	Mike Cameron65	2006	Mike Cameron88	2006	Dave Roberts.....49
2007	Adrian Gonzalez.....79	2007	Adrian Gonzalez.....101	2007	Mike Cameron18
2008	Adrian Gonzalez.....69	2008	Adrian Gonzalez.....103	2008	Tadahito Iguchi8
2009	Adrian Gonzalez.....69	2009	Adrian Gonzalez.....90	2009	Everth Cabrera25
2010	Adrian Gonzalez.....64	2010	Adrian Gonzalez.....87	2010	Will Venable.....29
2011	Cameron Maybin41	2011	Cameron Maybin.....82	2011	Cameron Maybin40
2012	Chase Headley64	2012	Chase Headley95	2012	Everth Cabrera*44
2013	Will Venable.....52	2013	Chris Denorfia.....67	2013	Everth Cabrera37
2014	Seth Smith.....48	2014	Seth Smith.....55	2014	Everth Cabrera18

Blue indicates Padres single-season record

* Led League

Tied for League Lead



Nate Colbert led the Padres in both home runs and extra-base hits five times (1969-73) as well as runs three times (1971-73) and is the Friars' all-time leader in home runs (163).

HISTORY & RECORDS

ANNUAL PITCHING LEADERS

WINS	
1969	Niekro & Santorini 8
1970	Pat Dobson12
1971	Clay Kirby.....15
1972	Clay Kirby.....12
1973	Steve Arlin.....11
1974	Freisleben, Greif, Hardy & Spillner 9
1975	Randy Jones.....20
1976	Randy Jones.....*22
1977	Bob Shirley.....12
1978	Gaylord Perry.....21
1979	Gaylord Perry.....12
1980	Shirley & Fingers.....11
1981	Juan Eichelberger 8
1982	Tim Lollar16
1983	Eric Show.....15
1984	Eric Show.....15
1985	Andy Hawkins18
1986	Hawkins & McCullers.....10
1987	Ed Whitson.....10
1988	Eric Show.....16
1989	Ed Whitson.....16
1990	Ed Whitson.....14
1991	Benes & Hurst.....15
1992	Bruce Hurst.....14
1993	Andy Benes.....15
1994	Joey Hamilton 9
1995	Andy Ashby.....12
1996	Joey Hamilton15
1997	Joey Hamilton12
1998	Kevin Brown.....18
1999	Andy Ashby.....14
2000	Matt Clement.....13
2001	Kevin Jarvis.....12
2002	Brian Lawrence.....12
2003	Jake Peavy.....12
2004	Lawrence & Peavy15
2005	Jake Peavy.....13
2006	Woody Williams.....12
2007	Jake Peavy*19
2008	Jake Peavy.....10
2009	Kevin Correia.....12
2010	Garland, Latos & Richard..14
2011	Aaron Harang.....14
2012	Clayton Richard.....14
2013	Eric Stults.....11
2014	Ian Kennedy & Tyson Ross ...13


EARNED RUN AVERAGE	
1969	Joe Niekro.....3.70
1970	Danny Coombs.....3.30
1971	Dave Roberts2.10
1972	Clay Kirby.....3.13
1973	Bill Greif3.21
1974	Dave Freisleben.....3.65
1975	Randy Jones.....*2.24
1976	Randy Jones.....2.74
1977	Bob Shirley.....3.70
1978	Gaylord Perry.....2.72
1979	Gaylord Perry.....3.05
1980	John Curtis.....3.51
1981	Juan Eichelberger3.51
1982	Tim Lollar3.13
1983	Dave Dravecky.....3.58
1984	Mark Thurmond.....2.97
1985	Dave Dravecky.....2.93
1986	Dave Dravecky.....3.07
1987	Eric Show.....3.84
1988	Eric Show.....3.26
1989	Ed Whitson.....2.66
1990	Ed Whitson.....2.60
1991	Andy Benes.....3.03
1992	Andy Benes.....3.35
1993	Andy Benes.....3.35
1994	Joey Hamilton2.98
1995	Andy Ashby.....2.94
1996	Fernando Valenzuela...3.62
1997	Andy Ashby.....4.13
1998	Kevin Brown.....2.38
1999	Andy Ashby.....3.80
2000	Woody Williams.....3.75
2001	Kevin Jarvis.....4.79
2002	Brian Lawrence.....3.69
2003	Adam Eaton4.08
2004	Jake Peavy.....*2.27
2005	Jake Peavy.....2.88
2006	Chris Young.....3.46
2007	Jake Peavy*2.54
2008	Jake Peavy.....2.85
2009	Kevin Correia.....3.91
2010	Mat Latos2.92
2011	Mat Latos3.47
2012	Clayton Richard.....3.99
2013	Andrew Cashner.....3.09
2014	Tyson Ross2.81

STRIKEOUTS	
1969	Clay Kirby.....113
1970	Pat Dobson.....185
1971	Clay Kirby.....231
1972	Clay Kirby.....175
1973	Clay Kirby.....129
1974	Bill Greif137
1975	Dan Spillner.....104
1976	Brent Storm.....103
1977	Bob Shirley.....146
1978	Gaylord Perry.....154
1979	Gaylord Perry.....140
1980	Steve Mura.....107
1981	Juan Eichelberger.....81
1982	Tim Lollar150
1983	Tim Lollar135
1984	Tim Lollar131
1985	Eric Show.....141
1986	Andy Hawkins.....117
1987	Ed Whitson.....135
1988	Eric Show.....144
1989	Bruce Hurst.....179
1990	Bruce Hurst.....162
1991	Andy Benes.....167
1992	Andy Benes.....169
1993	Andy Benes.....179
1994	Andy Benes.....*189
1995	Andy Ashby.....150
1996	Joey Hamilton184
1997	Andy Ashby.....144
1998	Kevin Brown.....257
1999	Sterling Hitchcock.....194
2000	Matt Clement.....170
2001	Kevin Jarvis.....133
2002	Brian Lawrence.....149
2003	Jake Peavy156
2004	Jake Peavy.....173
2005	Jake Peavy.....*216
2006	Jake Peavy.....215
2007	Jake Peavy.....*240
2008	Jake Peavy.....166
2009	Kevin Correia.....142
2010	Mat Latos189
2011	Mat Latos185
2012	Edinson Volquez.....174
2013	Eric Stults.....131
2014	Ian Kennedy.....207

Blue indicates Club Record

* Led League

Tied for League Lead



Kevin Brown struck out a franchise-best 257 batters in 1998 and was the starter in Games 1 and 4 in the World Series.



HISTORY & RECORDS

ANNUAL PITCHING LEADERS

INNINGS PITCHED

1969	Clay Kirby.....	215.2
1970	Pat Dobson.....	215.0
1971	Dave Roberts.....	269.2
1972	Steve Arlin.....	250.0
1973	Bill Greif.....	199.1
1974	Bill Greif.....	226.0
1975	Randy Jones.....	285.0
1976	Randy Jones.....	*315.1
1977	Bob Shirley.....	214.0
1978	Gaylord Perry.....	260.2
1979	Randy Jones.....	263.0
1980	John Curtis.....	187.0
1981	Juan Eichelberger.....	141.1
1982	Tim Lollar.....	232.2
1983	Eric Show.....	200.2
1984	Eric Show.....	206.2
1985	Eric Show.....	233.0
1986	Andy Hawkins.....	209.1
1987	Eric Show.....	206.1
1988	Eric Show.....	234.2
1989	Bruce Hurst.....	244.2
1990	Ed Whitson.....	228.2
1991	Andy Benes.....	223.0
1992	Andy Benes.....	231.1
1993	Andy Benes.....	230.2
1994	Andy Benes.....	172.1
1995	Joey Hamilton.....	204.1
1996	Joey Hamilton.....	211.2
1997	Andy Ashby.....	200.2
1998	Kevin Brown.....	257.0
1999	Woody Williams.....	208.1
2000	Matt Clement.....	205.0
2001	Bobby Jones.....	195.0
2002	Brian Lawrence.....	210.0
2003	Brian Lawrence.....	210.2
2004	Brian Lawrence.....	203.0
2005	Jake Peavy.....	203.0
2006	Jake Peavy.....	202.1
2007	Jake Peavy.....	223.1
2008	Jake Peavy.....	173.2
2009	Kevin Correia.....	198.0
2010	Clayton Richard.....	201.2
2011	Mat Latos.....	194.1
2012	Clayton Richard.....	218.2
2013	Eric Stults.....	203.2
2014	Ian Kennedy.....	201.0

COMPLETE GAMES

1969	Joe Niekro.....	8
1970	Pat Dobson.....	8
1971	Dave Roberts.....	14
1972	Steve Arlin.....	12
1973	Bill Greif.....	9
1974	Bill Greif.....	7
1975	Randy Jones.....	18
1976	Randy Jones.....	*25
1977	Bob Owchinko.....	3
1978	Randy Jones.....	7
1979	Gaylord Perry.....	10
1980	John Curtis.....	6
1981	Chris Welsh.....	4
1982	Juan Eichelberger.....	8
1983	Dave Dravecky.....	9
1984	Dravecky, Lollar, Show.....	3
1985	LaMarr Hoyt.....	8
1986	Dravecky & Hawkins.....	3
1987	Eric Show.....	5
1988	Eric Show.....	13
1989	Bruce Hurst.....	10
1990	Bruce Hurst.....	9
1991	Benes & Hurst.....	4
1992	Bruce Hurst.....	6
1993	Benes & Gr. Harris.....	4
1994	Andy Ashby.....	4
1995	Ashby & Hamilton.....	2
1996	Joey Hamilton.....	3
1997	Andy Ashby.....	2
1998	Kevin Brown.....	7
1999	Andy Ashby.....	4
2000	Woody Williams.....	4
2001	Adam Eaton.....	2
2002	Brett Tomko.....	3
2003	Eaton & Lawrence.....	1
2004	Brian Lawrence.....	2
2005	Jake Peavy.....	3
2006	Jake Peavy.....	2
2007	Greg Maddux.....	1
2008	Banks, Peavy & Young.....	1
2009	Correia & Peavy.....	1
2010	Latos & Richard.....	1
2011	None.....	—
2012	Bass, Marquis, Richard.....	1
	& Volquez.....	
2013	Eric Stults.....	2
2014	Cashner & Ross.....	2

SHUTOUTS

1969	Joe Niekro.....	3
1970	David A. Roberts.....	2
1971	Steve Arlin.....	4
1972	Fred Norman.....	6
1973	Arlin & Greif.....	3
1974	Dan Spillner.....	2
1975	Randy Jones.....	6
1976	Randy Jones.....	5
1977	Bob Owchinko.....	2
1978	Jones, Perry & Rasmus.....	2
1979	Eric Rasmussen.....	3
1980	Randy Jones.....	3
1981	Chris Welsh.....	2
1982	Lollar & Show.....	2
1983	Eric Show.....	2
1984	Dravecky & Lollar.....	2
1985	LaMarr Hoyt.....	3
1986	Dravecky, Hawkins, Jones & Thurmond.....	1
1987	Eric Show.....	3
1988	Andy Hawkins.....	2
1989	Bruce Hurst.....	2
1990	Bruce Hurst.....	4
1991	Greg Harris.....	2
1992	Bruce Hurst.....	4
1993	Andy Benes.....	2
1994	Andy Benes.....	2
1995	Ashby & Hamilton.....	2
1996	Joey Hamilton.....	1
1997	None.....	—
1998	Kevin Brown.....	3
1999	Andy Ashby.....	3
2000	None.....	—
2001	Kevin Jarvis.....	1
2002	Brian Lawrence.....	2
2003	None.....	—
2004	Brian Lawrence.....	1
2005	Jake Peavy.....	3
2006	Hensley & Park.....	1
2007	None.....	—
2008	None.....	—
2009	Kevin Correia.....	1
2010	Latos & Richard.....	1
2011	None.....	—
2012	Marquis, Richard & Volquez.....	1
2013	Andrew Cashner.....	1
2014	Andrew Cashner.....	2

Blue Indicates Club Record

* Led League

Tied for League Lead



Randy Jones tossed a league-high 25 complete games in 1976 to establish a Padres record

HISTORY & RECORDS

ANNUAL PITCHING LEADERS

SAVES			GAMES STARTED			APPEARANCES		
1969	Billy McCool.....	7	1969	Clay Kirby.....	35	1969	Jack Baldschun.....	61
1970	Tom Dukes.....	10	1970	Kirby & Dobson.....	34	1970	Ron Herbel.....	64
1971	Al Severinsen.....	8	1971	Clay Kirby.....	36	1971	Al Severinsen.....	59
1972	Mike Corkins.....	6	1972	Steve Arlin.....	37	1972	Gary Ross.....	60
1973	Mike Caldwell.....	10	1973	Greif & Kirby.....	31	1973	Gary Ross.....	58
1974	Vicente Romo.....	9	1974	Bill Greif.....	35	1974	Larry Hardy.....	76
1975	Frisella & Greif.....	9	1975	Randy Jones.....	36	1975	Dave Tomlin.....	67
1976	Butch Metzger.....	16	1976	Randy Jones.....	40	1976	Butch Metzger.....	77
1977	Rollie Fingers.....	*35	1977	Bob Shirley.....	35	1977	Rollie Fingers.....	78
1978	Rollie Fingers.....	*37	1978	Gaylord Perry.....	37	1978	Rollie Fingers.....	67
1979	Rollie Fingers.....	13	1979	Randy Jones.....	39	1979	Rollie Fingers.....	54
1980	Rollie Fingers.....	23	1980	Curtis & Wise.....	27	1980	Rollie Fingers.....	66
1981	Gary Lucas.....	13	1981	Juan Eichelberger.....	24	1981	Gary Lucas.....	57
1982	Gary Lucas.....	13	1982	Tim Lollar.....	34	1982	Gary Lucas.....	65
1983	Gary Lucas.....	17	1983	Eric Show.....	33	1983	Luis DeLeon.....	63
1984	Rich Gossage.....	25	1984	Eric Show.....	35	1984	Gossage & Lefferts.....	62
1985	Rich Gossage.....	26	1985	Lollar & Whitson.....	31	1985	Craig Lefferts.....	60
1986	Rich Gossage.....	21	1986	Show & Whitson.....	34	1986	Craig Lefferts.....	83
1987	Lance McCullers.....	16	1987	Andy Hawkins.....	34	1987	Lance McCullers.....	78
1988	Mark Davis.....	28	1988	Hawkins & Whitson.....	33	1988	Mark Davis.....	62
1989	Mark Davis.....	*44	1989	Hurst, Rasmussen, Whitson.....	33	1989	Mark Davis.....	70
1990	Craig Lefferts.....	23	1990	Bruce Hurst.....	33	1990	Greg Harris.....	73
1991	Craig Lefferts.....	23	1991	Andy Benes.....	33	1991	Maddux & Rodríguez.....	64
1992	Randy Myers.....	38	1992	Andy Benes.....	34	1992	Randy Myers.....	66
1993	Gene Harris.....	23	1993	Greg Harris.....	35	1993	Gene Harris.....	59
1994	Trevor Hoffman.....	20	1994	Andy Benes.....	25	1994	Pedro Martínez.....	48
1995	Trevor Hoffman.....	31	1995	Andy Ashby.....	31	1995	Trevor Hoffman.....	55
1996	Trevor Hoffman.....	42	1996	Hamilton & Tewksbury.....	33	1996	Trevor Hoffman.....	70
1997	Trevor Hoffman.....	37	1997	Andy Ashby.....	30	1997	Trevor Hoffman.....	70
1998	Trevor Hoffman.....	*53	1998	Kevin Brown.....	35	1998	Dan Miceli.....	67
1999	Trevor Hoffman.....	40	1999	Hitchcock & Williams.....	33	1999	Dan Miceli.....	66
2000	Trevor Hoffman.....	43	2000	Matt Clement.....	34	2000	Hoffman & Walker.....	70
2001	Trevor Hoffman.....	43	2001	Bobby Jones.....	33	2001	Trevor Hoffman.....	62
2002	Trevor Hoffman.....	38	2002	Brett Tomko.....	32	2002	Jeremy Fikac.....	65
2003	Rod Beck.....	20	2003	Brian Lawrence.....	33	2003	Mike Matthews.....	77
2004	Trevor Hoffman.....	41	2004	Brian Lawrence.....	34	2004	Linebrink & Otsuka.....	73
2005	Trevor Hoffman.....	43	2005	Brian Lawrence.....	33	2005	Scott Linebrink.....	73
2006	Trevor Hoffman.....	*46	2006	Jake Peavy.....	32	2006	Embree & Linebrink.....	73
2007	Trevor Hoffman.....	42	2007	Maddux & Peavy.....	34	2007	Heath Bell.....	*81
2008	Trevor Hoffman.....	30	2008	Jake Peavy.....	27	2008	Heath Bell.....	74
2009	Heath Bell.....	*42	2009	Kevin Correia.....	33	2009	Luke Gregerson.....	72
2010	Heath Bell.....	47	2010	Garland & Richard.....	33	2010	Luke Gregerson.....	80
2011	Heath Bell.....	43	2011	Latos & Stauffer.....	31	2011	Chad Qualls.....	77
2012	Huston Street.....	23	2012	Clayton Richard.....	*33	2012	Luke Gregerson.....	77
2013	Huston Street.....	33	2013	Eric Stults.....	33	2013	Luke Gregerson.....	73
2014	Huston Street.....	24	2014	Ian Kennedy.....	33	2014	Thayer & Torres.....	70

Blue indicates Padres single-season record

* Led League

Tied for League Lead

PADRES PITCHERS WHO HAVE LED THE NL

WINS		
PITCHER	W	YEAR
Randy Jones	22	1976
Jake Peavy	19	2007

ERA		
PITCHER	ERA	YEAR
Randy Jones	2.24	1975
Jake Peavy#	2.27	2004
Jake Peavy#	2.54	2007

STRIKEOUTS		
PITCHER	K	YEAR
Andy Benes	189	1994
Jake Peavy	216	2005
Jake Peavy#	240	2007

Led the Majors

INNINGS PITCHED		
PITCHER	IP	YEAR
Randy Jones	315.1	1976

SAVES		
PITCHER	SV	YEAR
Rollie Fingers	35	1977
Rollie Fingers	37	1978
Mark Davis	44	1989
Trevor Hoffman	*53	1998
Trevor Hoffman	46	2006
Heath Bell	42	2009

COMPLETE GAMES		
PITCHER	CG	YEAR
Randy Jones	25	1976

* Tied NL Record



HISTORY & RECORDS

CAREER BATTING LEADERS

GAMES

1. Tony Gwynn	2,440
2. Garry Templeton.....	1,286
3. Dave Winfield	1,117
4. Tim Flannery	972
5. Gene Richards	939
6. Chase Headley	908
7. Nate Colbert	866
7. Terry Kennedy	835
9. Brian Giles.....	833
10. Ryan Klesko	828

BATTING AVERAGE

1. Tony Gwynn338
2. Mark Loretta314
3. Bip Roberts298
4. Ken Caminiti295
5. Gene Richards291
6. Wally Joyner291
7. Adrian Gonzalez.....	.288
8. Phil Nevin288
9. Johnny Grubb.....	.286
10. Dave Winfield284

HITS

1. Tony Gwynn	3,141
2. Garry Templeton	1,135
3. Dave Winfield	1,134
4. Gene Richards	994
5. Chase Headley.....	873
6. Brian Giles	872
7. Adrian Gonzalez.....	856
8. Phil Nevin	842
9. Terry Kennedy	817
10. Ryan Klesko	786

DOUBLES

1. Tony Gwynn	543
2. Garry Templeton.....	195
3. Brian Giles	189
4. Chase Headley.....	186
5. Dave Winfield	179
6. Adrian Gonzalez.....	176
7. Ryan Klesko	176
8. Terry Kennedy	158
9. Phil Nevin	158
10. Khalil Greene	150

TRIPLES

1. Tony Gwynn	85
2. Gene Richards	63
3. Dave Winfield	39
4. Garry Templeton.....	36
5. Will Venable	36
6. Cito Gaston	29
7. Steve Finley	28
8. Tim Flannery	25
9. Brian Giles	25
10. Luis Salazar	24

HOME RUNS

1. Nate Colbert	163
2. Adrian Gonzalez.....	161
3. Phil Nevin	156
4. Dave Winfield	154
5. Tony Gwynn	135
6. Ryan Klesko	133
7. Ken Caminiti.....	121
8. Chase Headley.....	87
9. Benito Santiago.....	85
10. Khalil Greene	84
Fred McGriff	84

RUNS BATTED IN

1. Tony Gwynn	1,138
2. Dave Winfield	626
3. Phil Nevin	573
4. Adrian Gonzalez.....	501
5. Ryan Klesko	493
6. Nate Colbert	481
7. Garry Templeton.....	427
8. Terry Kennedy	424
9. Brian Giles.....	415
10. Chase Headley.....	401

RUNS

1. Tony Gwynn	1,383
2. Dave Winfield	599
3. Gene Richards	484
4. Brian Giles	470
5. Adrian Gonzalez.....	464
6. Ryan Klesko	449
7. Nate Colbert	442
8. Garry Templeton.....	430
9. Phil Nevin	428
10. Steve Finley	423

AT-BATS

1. Tony Gwynn	9,288
2. Garry Templeton.....	4,512
3. Dave Winfield	3,997
4. Gene Richards	3,414
5. Chase Headley.....	3,286
6. Brian Giles.....	3,129
7. Nate Colbert	3,080
8. Terry Kennedy	2,987
9. Adrian Gonzalez.....	2,975
10. Phil Nevin	2,928

WALKS

1. Tony Gwynn	790
2. Brian Giles.....	509
3. Ryan Klesko	470
4. Dave Winfield	463
5. Gene Tenace	423
6. Adrian Gonzalez.....	403
7. Chase Headley.....	377
8. Nate Colbert	350
9. Gene Richards	338
10. Carmelo Martinez.....	327

STRIKEOUTS

1. Chase Headley.....	844
2. Nate Colbert	773
3. Garry Templeton.....	684
4. Phil Nevin	669
5. Will Venable	649
6. Adrian Gonzalez.....	618
7. Cito Gaston	595
8. Dave Winfield	585
9. Khalil Greene	521
10. Benito Santiago.....	516

STOLEN BASES

1. Tony Gwynn	319
2. Gene Richards	242
3. Alan Wiggins	171
4. Bip Roberts	148
5. Ozzie Smith	147
6. Everth Cabrera	136
7. Dave Winfield	133
8. Enzo Hernandez	129
9. Will Venable	119
10. Garry Templeton.....	101

ON-BASE PERCENTAGE

1. Gene Tenace.....	.403
2. Tony Gwynn388
3. Fred McGriff388
4. Ken Caminiti384
5. Ryan Klesko381
6. Brian Giles380
7. Mark Loretta377
8. Wally Joyner376
9. Adrian Gonzalez.....	.374
10. Quilvio Veras366

SLUGGING PCT.

1. Ken Caminiti540
2. Fred McGriff519
3. Adrian Gonzalez.....	.514
4. Phil Nevin503
5. Ryan Klesko491
6. Nate Colbert469
7. Dave Winfield464
8. Tony Gwynn459
9. Steve Finley458
10. Mark Loretta438

ON-BASE + SLUGGING

1. Ken Caminiti924
2. Fred McGriff906
3. Adrian Gonzalez.....	.888
4. Ryan Klesko872
5. Phil Nevin862
6. Tony Gwynn847
7. Gene Tenace825
8. Dave Winfield821
9. Mark Loretta815
10. Brian Giles815

Minimum of 1500 plate appearances for batting average, on-base percentage and slugging percentage

Current Padres in **Bold**

HISTORY & RECORDS

CAREER PITCHING LEADERS

WINS

1. Eric Show.....	100
2. Randy Jones.....	92
3. Jake Peavy.....	92
4. Ed Whitson.....	77
5. Andy Ashby.....	70
6. Andy Benes.....	69
7. Andy Hawkins.....	60
8. Joey Hamilton.....	55
9. Bruce Hurst.....	55
10. Trevor Hoffman.....	54

LOSSES

1. Randy Jones.....	105
2. Eric Show.....	87
3. Clay Kirby.....	81
4. Andy Benes.....	75
5. Ed Whitson.....	72
6. Jake Peavy.....	68
7. Trevor Hoffman.....	64
8. Steve Arlin.....	62
9. Andy Ashby.....	62
10. Bill Greif.....	61
11. Brian Lawrence.....	61

WINNING PERCENTAGE

1. Bruce Hurst.....	591
2. Jake Peavy.....	575
3. Joey Hamilton.....	556
4. Eric Show.....	535
5. Adam Eaton.....	534
6. Woody Williams.....	531
7. Andy Ashby.....	530
8. Ed Whitson.....	517
9. Dave Dravecky.....	515
10. Greg Harris.....	513

Minimum 75 decisions

GAMES

1. Trevor Hoffman.....	902
2. Craig Lefferts.....	375
3. Luke Gregerson.....	363
4. Heath Bell.....	354
5. Eric Show.....	309
6. Scott Linebrink.....	306
7. Joe Thatcher.....	287
8. Rollie Fingers.....	265
9. Randy Jones.....	264
10. Dave Tomlin.....	239

GAMES STARTED

1. Randy Jones.....	253
2. Eric Show.....	230
3. Jake Peavy.....	212
4. Ed Whitson.....	208
5. Andy Benes.....	186
6. Andy Ashby.....	185
7. Andy Hawkins.....	172
8. Clay Kirby.....	170
9. Brian Lawrence.....	146
10. Joey Hamilton.....	142

COMPLETE GAMES

1. Randy Jones.....	71
2. Eric Show.....	35
3. Clay Kirby.....	34
4. Steve Arlin.....	31
5. Bruce Hurst.....	29
6. Dave Dravecky.....	23
7. Ed Whitson.....	22
8. Andy Hawkins.....	19
9. Andy Ashby.....	18
10. Bill Greif.....	18

SHUTOUTS

1. Randy Jones.....	18
2. Steve Arlin.....	11
3. Eric Show.....	11
4. Bruce Hurst.....	10
5. Andy Benes.....	8
6. Andy Hawkins.....	7
7. Clay Kirby.....	7
8. Andy Ashby.....	6
9. Dave Dravecky.....	6
10. Dave Freisleben.....	6
11. Fred Normon.....	6
12. Ed Whitson.....	6

SAVES

1. Trevor Hoffman.....	552
2. Heath Bell.....	134
3. Rollie Fingers.....	108
4. Goose Gossage.....	83
5. Huston Street.....	80
6. Mark Davis.....	78
7. Craig Lefferts.....	64
8. Gary Lucas.....	49
9. Randy Myers.....	38
10. Lance McCullers.....	36

INNINGS PITCHED

1. Randy Jones.....	1,766.0
2. Eric Show.....	1,603.1
3. Ed Whitson.....	1,354.1
4. Jake Peavy.....	1,342.2
5. Andy Benes.....	1,235.0
6. Andy Ashby.....	1,212.0
7. Clay Kirby.....	1,128.0
8. Andy Hawkins.....	1,102.2
9. Trevor Hoffman.....	952.1
10. Joey Hamilton.....	934.2

ERA

1. Trevor Hoffman.....	2.76
2. Dave Dravecky.....	3.12
3. Bruce Hurst.....	3.27
4. Jake Peavy.....	3.29
5. Randy Jones.....	3.30
6. Andy Benes.....	3.57
7. Eric Show.....	3.59
8. Andy Ashby.....	3.59
9. Ed Whitson.....	3.69
10. Clay Kirby.....	3.73

STRIKEOUTS

1. Jake Peavy.....	1,348
2. Andy Benes.....	1,036
3. Trevor Hoffman.....	1,029
4. Eric Show.....	951
5. Andy Ashby.....	829
6. Clay Kirby.....	802
7. Ed Whitson.....	767
8. Randy Jones.....	677
9. Joey Hamilton.....	639
10. Adam Eaton.....	623

WALKS

1. Eric Show.....	593
2. Clay Kirby.....	505
3. Jake Peavy.....	435
4. Randy Jones.....	414
5. Andy Hawkins.....	412
6. Andy Benes.....	402
7. Steve Arlin.....	351
8. Ed Whitson.....	350
9. Dave Freisleben.....	346
10. Joey Hamilton.....	343

OPPONENTS AVG.

1. Trevor Hoffman.....	.211
2. Jake Peavy.....	.232
3. Andy Benes.....	.242
4. Clay Kirby.....	.243
5. Dave Dravecky.....	.243
6. Bruce Hurst.....	.244
7. Eric Show.....	.245
8. Ed Whitson.....	.256
9. Randy Jones.....	.256
10. Adam Eaton.....	.257

STRIKEOUTS/9 IP

1. Trevor Hoffman.....	9.72
2. Jake Peavy.....	9.04
3. Andy Benes.....	7.55
4. Adam Eaton.....	7.04
5. Clay Kirby.....	6.40
6. Andy Ashby.....	6.16
7. Joey Hamilton.....	6.15
8. Bruce Hurst.....	6.08
9. Woody Williams.....	5.75
10. Brian Lawrence.....	5.58

DOUBLE PLAYS

1. Randy Jones.....	176
2. Andy Ashby.....	122
3. Eric Show.....	114
4. Ed Whitson.....	103
5. Brian Lawrence.....	98
6. Jake Peavy.....	98
7. Joey Hamilton.....	97
8. Andy Hawkins.....	88
9. Dave Dravecky.....	74
10. Andy Benes.....	68

Minimum 750 innings pitched for Strikeouts/9 IP, ERA and Opponents Avg



HISTORY & RECORDS

SINGLE-SEASON BATTING LEADERS

GAMES

1. Dave Winfield	1980	162
Steve Garvey	1985	162
Joe Carter	1990	162
Adrian Gonzalez	2008	162
5. Steve Garvey	1984	161
Steve Finley	1996	161
Adrian Gonzalez	2007	161
Chase Headley	2010	161
Chase Headley	2012	161
10. Four Players		160

BATTING AVERAGE

1. Tony Gwynn	1994	.394
2. Tony Gwynn	1997	.372
3. Tony Gwynn	1987	.370
4. Tony Gwynn	1995	.368
5. Tony Gwynn	1993	.358
6. Tony Gwynn	1984	.351
7. Tony Gwynn	1989	.336
8. Mark Loretta	2004	.335
9. Gary Sheffield	1992	.330
10. Tony Gwynn	1986	.329

HITS

1. Tony Gwynn	1997	220
2. Tony Gwynn	1987	218
3. Tony Gwynn	1984	213
4. Tony Gwynn	1986	211
5. Mark Loretta	2004	208
6. Tony Gwynn	1989	203
7. Tony Gwynn	1985	197
Tony Gwynn	1995	197
9. Steve Finley	1996	195
10. Gene Richards	1980	193

DOUBLES

1. Tony Gwynn	1997	49
2. Mark Loretta	2004	47
3. Adrian Gonzalez	2007	46
4. Steve Finley	1996	45
5. Khalil Greene	2007	44
6. Terry Kennedy	1982	42
7. Tony Gwynn	1993	41
8. Steve Finley	1998	40
Brian Giles	2008	40
10. Ryan Klesko	2002	39
Yonder Alonso	2012	39

TRIPLES

1. Tony Gwynn	1987	13
Dave Roberts	2006	13
3. Gene Richards	1978	12
Gene Richards	1981	12
5. Bill Almon	1977	11
Gene Richards	1977	11
Tony Gwynn	1991	11
8. Willie Davis	1976	10
Dave Winfield	1979	10
Tony Gwynn	1984	10
Tony Gwynn	1990	10
Dave Roberts	2005	10

HOME RUNS

1. Greg Vaughn	1998	50
2. Phil Nevin	2001	41
3. Ken Caminiti	1996	40
Adrian Gonzalez	2009	40
5. Nate Colbert	1970	38
Nate Colbert	1972	38
7. Adrian Gonzalez	2008	36
8. Fred McGriff	1992	35
9. Dave Winfield	1979	34
Phil Plantier	1993	34

RUNS BATTED IN

1. Ken Caminiti	1996	130
2. Phil Nevin	2001	126
3. Tony Gwynn	1997	119
Greg Vaughn	1998	119
Adrian Gonzalez	2008	119
6. Dave Winfield	1979	118
7. Joe Carter	1990	115
Chase Headley	2012	115
9. Ryan Klesko	2001	113
10. Nate Colbert	1972	111

RUNS

1. Steve Finley	1996	126
2. Tony Gwynn	1987	119
3. Greg Vaughn	1998	112
4. Rickey Henderson	1996	110
5. Ken Caminiti	1996	109
6. Mark Loretta	2004	108
7. Tony Gwynn	1986	107
8. Alan Wiggins	1984	106
9. Ryan Klesko	2001	105
10. Three Players		104

AT-BATS

1. Steve Finley	1996	655
2. Steve Garvey	1985	654
3. Adrian Gonzalez	2007	646
4. Gene Richards	1980	642
Tony Gwynn	1986	642
6. Joe Carter	1990	634
7. Kevin Kouzmanoff	2008	624
8. Roberto Alomar	1989	623
9. Tony Gwynn	1985	622
Tony Fernandez	1992	622

WALKS

1. Jack Clark	1989	132
2. Gene Tenace	1977	125
Rickey Henderson	1996	125
4. Brian Giles	2005	119
Adrian Gonzalez	2009	119
6. Gene Tenace	1979	105
Fred McGriff	1991	105
8. Jack Clark	1990	104
Brian Giles	2006	104
10. Gene Tenace	1978	101

STRIKEOUTS

1. Mike Cameron	2007	160
2. Chase Headley	2012	157
3. Nate Colbert	1970	150
4. Phil Nevin	2001	147
5. Nate Colbert	1973	146
6. Jack Clark	1989	145
7. Ruben Rivera	1999	143
8. Cito Gaston	1970	142
Mike Cameron	2006	142
Adrian Gonzalez	2008	142
Chase Headley	2013	142

STOLEN BASES

1. Alan Wiggins	1984	70
2. Alan Wiggins	1983	66
3. Gene Richards	1980	61
4. Ozzie Smith	1980	57
5. Gene Richards	1977	56
Tony Gwynn	1987	56
7. Jerryumphrey	1980	52
8. Dave Roberts	2006	49
9. Bip Roberts	1990	46
10. Everth Cabrera	2012	44

ON-BASE PERCENTAGE

1. Tony Gwynn	1994	.454
2. Tony Gwynn	1987	.447
3. Brian Giles	2005	.423
4. Gene Tenace	1977	.415
5. Rickey Henderson	1996	.410
6. Jack Clark	1989	.410
7. Tony Gwynn	1984	.410
8. Tony Gwynn	1997	.409
9. Ken Caminiti	1996	.408
10. Adrian Gonzalez	2009	.407

SLUGGING PERCENTAGE

1. Ken Caminiti	1996	.621
2. Greg Vaughn	1998	.597
3. Phil Nevin	2001	.588
4. Gary Sheffield	1992	.580
5. Tony Gwynn	1994	.568
6. Dave Winfield	1979	.558
7. Fred McGriff	1992	.556
8. Adrian Gonzalez	2009	.551
9. Tony Gwynn	1997	.547
10. Cito Gaston	1970	.543

ON-BASE + SLUGGING

1. Ken Caminiti	1996	1.028
2. Tony Gwynn	1994	1.022
3. Phil Nevin	2001	.976
4. Gary Sheffield	1992	.965
5. Greg Vaughn	1998	.960
6. Adrian Gonzalez	2009	.958
7. Tony Gwynn	1992	.958
8. Tony Gwynn	2009	.957
9. Dave Winfield	1979	.953
10. Fred McGriff	1992	.950

Current Padres in **Bold**

HISTORY & RECORDS

SINGLE-SEASON PITCHING LEADERS

WINS

1. Randy Jones.....	1976	22
2. Gaylord Perry.....	1978	21
3. Randy Jones.....	1975	20
4. Jake Peavy.....	2007	19
5. Andy Hawkins.....	1985	18
Kevin Brown.....	1998	18
7. Andy Ashby.....	1998	17
8. Tim Lollar.....	1982	16
LaMarr Hoyt.....	1985	16
Eric Show.....	1988	16
Ed Whitson.....	1989	16

LOSSES

1. Randy Jones.....	1974	22
2. Steve Arlin.....	1972	21
3. Clay Kirby.....	1969	20
4. Steve Arlin.....	1971	19
Bill Greif.....	1974	19
Bobby Jones.....	2001	19
7. Clay Kirby.....	1973	18
Bob Shirley.....	1977	18
9. Joe Niekro.....	1969	17
Dave Roberts.....	1971	17
Bill Greif.....	1973	17
Matt Clement.....	2000	17
Eric Stults.....	2014	17

WINNING PERCENTAGE

1. Gaylord Perry.....	1978	.778
Dennis Rasmussen.....	1988	.778
3. Jake Peavy.....	2007	.760
4. Butch Metzger.....	1976	.733
5. Kevin Brown.....	1998	.720
6. Jake Peavy.....	2004	.714
7. Woody Williams.....	2006	.706
8. Andy Hawkins.....	1985	.692
9. Adam Eaton.....	2005	.688
Chris Young.....	2006	.688

(minimum 15 decisions)

GAMES

1. Craig Lefferts.....	1986	83
2. Heath Bell.....	2007	81
3. Cla Meredith.....	2007	80
Luke Gregerson.....	2010	80
5. Rollie Fingers.....	1977	78
Lance McCullers.....	1987	78
7. Butch Metzger.....	1976	77
Mike Matthews.....	2003	77
Chad Qualls.....	2011	77
Luke Gregerson.....	2012	77

GAMES STARTED

1. Randy Jones.....	1976	40
2. Randy Jones.....	1979	39
3. Steve Arlin.....	1972	37
Gaylord Perry.....	1978	37
5. Clay Kirby.....	1971	36
Randy Jones.....	1975	36
Randy Jones.....	1978	36
8. Clay Kirby.....	1969	35
Bill Greif.....	1974	35
Bob Shirley.....	1977	35
Eric Show.....	1985	35
Andy Hawkins.....	1986	35
Kevin Brown.....	1998	35

COMPLETE GAMES

1. Randy Jones.....	1976	25
2. Randy Jones.....	1975	18
3. Dave Roberts.....	1971	14
4. Clay Kirby.....	1971	13
Eric Show.....	1988	13
6. Steve Arlin.....	1972	12
7. Steve Arlin.....	1971	10
Fred Norman.....	1972	10
Gaylord Perry.....	1979	10
Bruce Hurst.....	1989	10

SHUTOUTS

1. Fred Norman.....	1972	6
Randy Jones.....	1975	6
3. Randy Jones.....	1976	5
4. Steve Arlin.....	1971	4
Bruce Hurst.....	1990	4
Bruce Hurst.....	1992	4
7. 13 Players.....		3

SAVES

1. Trevor Hoffman.....	1998	53
2. Heath Bell.....	2010	47
3. Trevor Hoffman.....	2006	46
4. Mark Davis.....	1989	44
5. Trevor Hoffman.....	2000	43
Trevor Hoffman.....	2001	43
Trevor Hoffman.....	2005	43
Heath Bell.....	2011	43
9. Trevor Hoffman.....	1996	42
Trevor Hoffman.....	2007	42
Heath Bell.....	2009	42

INNINGS PITCHED

1. Randy Jones.....	1976	315.1
2. Randy Jones.....	1975	285.0
3. Dave Roberts.....	1971	269.2
4. Clay Kirby.....	1971	267.1
5. Randy Jones.....	1979	263.0
6. Gaylord Perry.....	1978	260.2
7. Kevin Brown.....	1998	257.0
8. Randy Jones.....	1978	253.0
9. Pat Dobson.....	1970	251.0
10. Steve Arlin.....	1972	250.0

EARNED RUN AVERAGE

1. Dave Roberts.....	1971	2.10
2. Randy Jones.....	1975	2.24
3. Jake Peavy.....	2004	2.27
4. Kevin Brown.....	1998	2.38
5. Jake Peavy.....	2007	2.54
6. Ed Whitson.....	1990	2.60
7. Ed Whitson.....	1989	2.66
8. Bruce Hurst.....	1989	2.69
9. Gaylord Perry.....	1978	2.73
10. Randy Jones.....	1976	2.74

STRIKEOUTS

1. Kevin Brown.....	1998	257
2. Jake Peavy.....	2007	240
3. Clay Kirby.....	1971	231
4. Jake Peavy.....	2005	216
5. Jake Peavy.....	2006	215
6. Ian Kennedy.....	2014	207
7. Tyson Ross.....	2014	195
8. Sterling Hitchcock.....	1999	194
9. Andy Benes.....	1994	189
Mat Latos.....	2010	189

WALKS

1. Matt Clement.....	2000	125
2. Steve Arlin.....	1972	122
3. Clay Kirby.....	1970	120
4. Clay Kirby.....	1972	116
5. Dave Freisleben.....	1974	112
6. Joey Hamilton.....	1998	106
7. Tim Lollar.....	1984	105
Edinson Volquez.....	2012	105
9. Steve Arlin.....	1971	103
Clay Kirby.....	1971	103

OPPONENTS BATTING AVG

1. Chris Young.....	2007	.192
2. Chris Young.....	2006	.206
3. Jake Peavy.....	2007	.208
4. Clay Kirby.....	1971	.216
5. Mat Latos.....	2010	.217
6. Jake Peavy.....	2005	.217
7. Tim Lollar.....	1982	.224
8. Clay Kirby.....	1972	.226
9. Bruce Hurst.....	1990	.228
10. Jake Peavy.....	2008	.229

STRIKEOUTS/9 IP

1. Andy Benes.....	1994	9.87
2. Jake Peavy.....	2007	9.67
3. Jake Peavy.....	2005	9.58
4. Jake Peavy.....	2006	9.56
5. Jake Peavy.....	2004	9.36
6. Ian Kennedy.....	2014	9.27
7. Mat Latos.....	2010	9.21
8. Kevin Brown.....	1998	9.00
9. Tyson Ross.....	2014	8.97
10. Chris Young.....	2008	8.69

DOUBLE PLAYS

1. Randy Jones.....	1978	36
2. Randy Jones.....	1975	35
3. Randy Jones.....	1976	34
4. Brian Lawrence.....	2002	29
5. Matt Clement.....	1999	28
6. Clay Hensley.....	2006	27
7. Clayton Richard.....	2010	26
8. Andy Ashby.....	1998	25
Jon Garland.....	2010	25
10. Five Players.....		24

Minimum 162.0 innings pitched for Strikeouts/9 IP, ERA and Opponents Avg



HISTORY & RECORDS

LOW-HIT GAMES

NO-HITTERS

PADRES (None)

Note: The Padres are the only Major League club to have never thrown a no-hitter.

OPPONENTS (9)

PITCHER(S)

RHP Dock Ellis (Pittsburgh)

DATE/SITE: June 12, 1970 at San Diego Stadium - Game 1 SCORE: PIT 2, SD 0 OF NOTE: 8 BB, 1 HBP

RHP Milt Pappas (Chicago-NL)

DATE/SITE: September 2, 1972 at Wrigley Field SCORE: CHI 8, SD 0 OF NOTE: 1 BB

RHP Phil Niekro (Atlanta)

DATE/SITE: August 5, 1973 at Fulton County Stadium SCORE: ATL 9, SD 0 OF NOTE: 3 BB, 1 error

RHP Kent Mercker—starter, RHP Mark Wohlers, RHP Alejandro Pena (Atlanta)

DATE/SITE: September 11, 1991 at Fulton County Stadium SCORE: ATL 9, SD 0 OF NOTE: 2 BB, 1 error

RHP A.J. Burnett (Florida)

DATE/SITE: May 12, 2001 at Qualcomm Stadium SCORE: FLA 3, SD 0 OF NOTE: 9 BB, 1 HBP

LHP Bud Smith (St. Louis)

DATE/SITE: September 3, 2001 at Qualcomm Stadium SCORE: STL 2, SD 0 OF NOTE: 4 BB, 1 error

LHP Jonathan Sanchez (San Francisco)

DATE/SITE: July 10, 2009 at AT&T Park SCORE: SF 8, SD 0 OF NOTE: 1 error

RHP Tim Lincecum (San Francisco)

DATE/SITE: July 13, 2013 at Petco Park SCORE: SF 9, SD 0 OF NOTE: 4 BB, 1 HBP

RHP Tim Lincecum (San Francisco)

DATE/SITE: June 25, 2014 at AT&T Park SCORE: SF 4, SD 0 OF NOTE: 1 BB

CLOSE CALLS (20)

A look at San Diego's closest calls; Padres who have carried no-hitters into the eighth inning or beyond:

DATE/OPPONENT	PITCHER(S)	RESULT
July 21, 1970 vs. NYM	Clay Kirby	Manager Preston Gomez lifted Kirby after 8.0 no-hit innings vs. New York (NL). Jack Baldschun allowed a Bud Harrelson single to open the ninth.
Sept. 13, 1971 at HOU	Clay Kirby	Houston's John Edwards doubles with one out in the eighth.
Sept. 18, 1971 at SF	Clay Kirby	Giants Willie McCovey homered with no outs in the eighth.
July 18, 1972 vs. PHI	Steve Arlin	Philadelphia's Denny Doyle singled with two outs in the ninth.
July 3, 1975 vs. CIN	Randy Jones	Bill Plummer doubles in the eighth in Jones' second one-hitter of the season.
June 12, 1976 vs. PHI	Dave Freisleben	Philadelphia's Garry Maddox singles to lead off the eighth.
Sept. 13, 1976 vs. SF	Tom Griffin	San Francisco's Ken Reitz singles to lead off the eighth.
Sept. 29, 1976 vs. CIN	Brent Strom	Cincinnati's George Foster doubles to lead off the eighth.
July 16, 1977 vs. LAD	Bob Owchinko	Los Angeles' Steve Garvey reaches on a bunt single with one out in the eighth.
July 14, 1991 at NYM	Greg Harris	Mets Mackey Sasser leads off the eighth with a ground-rule double.
Aug. 3, 1991 at ATL	Andy Benes, Mike Maddux	Andy Benes tosses 6.0 hitless innings and is relieved by Mike Maddux. Maddux surrenders leadoff homer to Atlanta's Ron Gant in the eighth.
July 3, 1994 vs. NYM	Andy Benes	Rico Brogna collects the Mets lone hit, a leadoff double in the eighth.
Sept. 5, 1997 vs. ATL	Andy Ashby	Kenny Lofton leads off the ninth with a single to right on a 3-2 pitch.
June 27, 1998 vs. ANA	Sterling Hitchcock	Anaheim's Phil Nevin homers on the first pitch of the top of the eighth inning.
July 3, 2004 vs. KC	Adam Eaton	Dee Brown doubles off the left field wall to open the eighth inning.
May 30, 2006 vs. COL	Chris Young	Brad Hawpe leads off the eighth with a double to right field.
Sept. 22, 2006 vs. PIT	Chris Young	Pinch-hitter Joe Randa hits a two-run homer to center with one out in the ninth.
Sept. 7, 2008 at MIL	Chris Young	Milwaukee's Gabe Kapler homers with two out in the eighth.
July 9, 2011 at LAD	Aaron Harang, Josh Spence, Chad Qualls, Mike Adams, Luke Gregerson	Aaron Harang (6.0), Josh Spence (0.1), Chad Qualls (0.2) and Mike Adams (1.0) worked 8.0 hitless innings before Luke Gregerson allows two-out double to Juan Uribe in the ninth inning of a tie game.
July 20, 2014 vs. NYM	Odrisamer Despaigne	New York's Daniel Murphy doubles with two out in the eighth.

HISTORY & RECORDS

LOW-HIT GAMES

ONE-HITTERS BY PADRES (28)

PITCHER (S)	DATE/OPPONENT	SCORE	HIT BY/INNING
Dick Kelley	July 6, 1969 vs. Houston (Game 2)	1-0	Menke, single in second
Clay Kirby	September 18, 1971 at San Francisco	2-1	McCovey, homer in eighth
Steve Arlin	June 23, 1972 vs. San Francisco	4-1	Maddox, triple in second
Dan Spillner	June 19, 1974 at Chicago (NL)	1-0	Monday, single in third
Randy Jones	May 19, 1975 vs. St. Louis	1-0 (10 inn.)	Melendez, single in seventh
Randy Jones	July 3, 1975 vs. Cincinnati	2-1	Plummer, double in eighth
Eric Rasmussen	September 28, 1979 at San Francisco	2-0	Evans, single in second
Juan Eichelberger	June 2, 1982 at Chicago (NL)	3-1	Thompson, infield single in second
Dave Dravecky	July 30, 1984 vs. Los Angeles	12-0	Russell, double in seventh
Mark Thurmond	April 30, 1986 vs. St. Louis	5-0	McGee, single in seventh
Jimmy Jones	Sept. 21, 1986 at Houston	5-0	Knepper, triple in third
Andy Hawkins	April 24, 1988 vs. Houston	3-0	Doran, single in seventh
Bruce Hurst	April 10, 1989 vs. Atlanta	5-2	L. Smith, homer in third
Greg Harris, Craig Lefferts	July 14, 1991 at New York (NL)	2-1	Sasser, double in eighth
Bruce Hurst	May 18, 1992 vs. New York (NL)	3-0	Walker, infield single in sixth
Andy Benes, Gene Harris	July 7, 1993 at New York (NL)	2-0	Kent, infield single in second
Andy Benes	July 3, 1994 vs. New York (NL)	7-0	Brogna, double in eighth
Hitchcock, Hoffman	April 5, 1997 Philadelphia	4-1	Brogna, double in fifth
Kevin Brown	August 16, 1998 vs. Milwaukee (Game 1)	4-0	Burnitz, single in seventh
Chris Young, Cla Meredith	September 22, 2006 vs. Pittsburgh	6-2	Randa, homer in ninth
Chad Gaudin, Heath Bell	June 28, 2009 at Texas	2-0	Young, single in first
Mat Latos, Greg Burke, Mike Ekstrom	July 29, 2009 at Cincinnati	7-1	Hairston Jr., homer in fourth
Clayton Richard, Mike Adams, Luke Gregerson	September 30, 2009 vs. Los Angeles (NL)	5-0	Kemp, single in first
Mat Latos	May 13, 2010 at San Francisco	1-0	Whiteside infield single in sixth
Cory Luebke, Ernesto Frieri	September 19, 2011 at Colorado	8-2	Ellis homer in sixth
Edinson Volquez	July 19, 2012 vs. Houston	1-0	Downs infield single in fourth
Andrew Cashner	September 16, 2013 at Pittsburgh	2-0	Tabata single to lead off seventh
Andrew Cashner	April 11, 2014 vs. Detroit	6-0	Davis single to center in sixth

ONE-HITTERS BY OPPONENTS (33)

PITCHER (S)	DATE/OPPONENT	RESULT	HIT BY/INNING
Tom Griffin	April 19, 1970 at Houston	L, 1-5	Gaston, double in seventh
Bob Gibson	June 17, 1970 vs. St. Louis	L, 0-8	Murrell, single in seventh
Larry Dierker	May 6, 1971 vs. Houston	L, 0-8	Brown, single in seventh
Bill Stoneman	June 16, 1971 at Montreal	L, 0-2	Gaston, single in seventh
Juan Pizarro	August 5, 1971 at Chicago (NL)	L, 0-3	Brown, single in fifth
Tom Seaver	July 4, 1972 at New York (NL) - Game 1	L, 0-2	Lee, single in ninth
Don Sutton	May 9, 1974 vs. Los Angeles	L, 0-6	Grubb, single in second
John Curtis	August 29, 1974 vs. St. Louis	L, 1-3	Kendall, single in eighth
Steve Stone, Tom Dettore	July 19, 1975 vs. Chicago	L, 1-2	Grubb, single in seventh
Dennis Lamp	June 9, 1978 at Chicago	L, 0-5	Richards, single in seventh
Dick Ruthven	May 9, 1979 vs. Philadelphia	L, 0-2	Briggs, double in seventh
Bruce Kison	June 3, 1979 at Pittsburgh	L, 0-7	Evans, double in eighth
Nolan Ryan	August 11, 1982 vs. Houston	L, 0-3	Kennedy, single in fifth
Nolan Ryan	August 3, 1983 vs. Houston	L, 0-1	Flannery, single in third
Rick Honeycutt	April 27, 1984 vs. Los Angeles	L, 0-1 (6.2 inn.)	Salazar, inf. single in fourth
Orel Hershisier	April 26, 1985 at Los Angeles	L, 0-2	Gwynn, single in fourth
Tom Browning	June 6, 1988 vs. Cincinnati	L, 0-12	Gwynn, single in ninth
David Cone	August 29, 1988 at New York (NL)	L, 0-6	Gwynn, double in fourth
Trevor Wilson	June 13, 1990 vs. San Francisco	L, 0-6	Pagliarulo, single in ninth
Mercker, Wohlers, McMichael	September 9, 1993 vs. Atlanta	L, 0-1 (10 inn.)	Lopez, single in eighth
Tim Pugh	September 29, 1993 vs. Cincinnati	L, 0-8	Bean, pinch-hit single in ninth
Pete Harnisch	September 17, 1993 at Houston	L, 0-3	Brown, bunt single in sixth
Pedro Martinez, Mel Rojas	June 3, 1995 vs. Montreal	L, 0-1 (10 inn.)	Roberts, double in tenth
S. Cooke, R. Loiselle, J. Ericks	April 8, 1997 vs. Pittsburgh	L, 0-2	Finley, single in first
Greg Maddux	April 27, 1997 at Atlanta	L, 0-2 (5 inn.)	Caminiti, single in second
M. Morgan, S. Belinda, J. Shaw	August 13, 1997 vs. Cincinnati	L, 0-2	Sweeney, single in seventh
Curt Schilling, Randy Johnson	July 18, 2001 vs. Arizona	L, 0-3	Gonzalez, single in eighth
Randy Johnson	July 24, 2001 at Arizona	L, 0-11	Trammell, single in first
Jonathan Sanchez, Sergio Romo	April 20, 2010 vs. San Francisco	W, 1-0	Headley single in fourth
Jonathon Niese	June 10, 2010 at New York (NL)	L, 0-3	Denorfia double in third
Rubby De La Rosa, Matt Guerrier,	July 9, 2011 at Los Angeles (NL)	L, 0-1	Maybin single in fifth
Mike MacDougal, Blake Hawksworth			
Francisco Liriano, Jared Hughes,	June 4, 2014 vs. Pittsburgh	W, 3-2	Cabrera bunt single in first
Tony Watson, Mark Melancon			
Mat Latos, Sam LeCure	June 30, 2014 vs. Cincinnati	W, 1-0	Medica single in second



HISTORY & RECORDS

HOME RUN HISTORY

INSIDE-THE-PARK HOMERS BY PADRES (20)

PLAYER	DATE/OPPONENT
Dave W. Roberts	Sept. 29, 1973 vs. Los Angeles
Derrel Thomas	June 14, 1974 at Montreal
Luis Salazar	July 8, 1982 at Philadelphia
Gene Richards	July 10, 1982 at New York (NL)
Gene Richards	Sept. 26, 1982 at Atlanta
Carmelo Martinez	Sept. 2, 1984 at New York (NL)
Garry Templeton	Sept. 17, 1987 vs. Atlanta
John Kruk	Sept. 24, 1987 at Cincinnati
Tony Gwynn	July 29, 1988 vs. Cincinnati
Bip Roberts	April 28, 1990 vs. Pittsburgh
Jack Howell	August 16, 1991 vs. Atlanta
Tony Gwynn*	June 26, 1997 at Los Angeles (NL)
Bret Boone	May 11, 2000 at Cincinnati
Ruben Rivera	July 18, 2000 vs. Anaheim
Sean Burroughs	May 16, 2003 vs. Atlanta
Kyle Blanks	August 18, 2009 vs. Chicago (NL)
Tony Gwynn	June 13, 2010 vs. Seattle
Tony Gwynn	July 17, 2010 vs. Arizona
Chris Denorfia	August 5, 2010 at Los Angeles (NL)
Everth Cabrera	June 8, 2012 at Milwaukee

*Grand Slam

INSIDE-THE-PARK HOMERS AGAINST PADRES (32)

PLAYER	DATE/OPPONENT
Denny Doyle	July 18, 1970 vs. Philadelphia
Cesar Geronimo	July 2, 1972 vs. Cincinnati
Joe Morgan	May 18, 1973 at Cincinnati
Pete Rose	June 29, 1973 at Cincinnati
Paul Casanova	August 5, 1973 at Atlanta
Tito Fuentes	Sept. 23, 1973 at San Francisco
Mike Schmidt	April 27, 1974 vs. Philadelphia
Heity Cruz	June 18, 1976 at St. Louis
Lou Brock	June 18, 1976 at St. Louis
Bob Boone	July 10, 1976 at Philadelphia - Gm 2
Ellis Valentine	May 21, 1977 at Montreal
Pete Rose	Sept. 7, 1978 at Cincinnati
Jerry White	June 12, 1980 at Montreal
Larry Bowa	August 21, 1980 at Philadelphia
Tim Raines	May 7, 1981 at Montreal
Larry Walker	May 5, 1992 at Montreal
Ken Caminiti	May 22, 1993 vs. Houston
Mitch Webster	June 21, 1994 vs. Los Angeles
Reggie Sanders	April 29, 1995 vs. Cincinnati
Ron Gant*	April 20, 1997 vs. St. Louis
Kenny Lofton	May 27, 1997 vs. Atlanta
Barry Bonds	Sept. 21, 1997 vs. San Francisco
Mike Lansing	Sept. 6, 1998 at Colorado
Jimmy Rollins	August 4, 2004 vs. Philadelphia
Dustan Mohr	July 10, 2005 at Colorado
Kelly Stinnett	August 29, 2005 vs. Arizona
Kazuo Matsui	April 20, 2006 vs. New York (NL)
Garrett Atkins	September 23, 2007 vs. Colorado
Stephen Drew	April 5, 2010 at Arizona
Shane Victorino	April 24, 2011 vs. Philadelphia
Justin Upton	August 25, 2012 at Arizona
Kurt Suzuki	May 20, 2014 vs. Minnesota

*During Padres Paradise Series in Honolulu, HI

PADRES PITCHERS CAREER HOME RUN LEADERS

RK	PLAYERS	HOME RUNS
1.	Tim Lollar	8
2.	Mike Corkins	5
3.	Andy Benes	4
	Eric Show	4
	Joey Hamilton	4

ALL-TIME PADRES GRAND SLAM LEADERS

RK	PLAYERS	GRAND SLAMS
1.	Phil Nevin	7
2.	Nate Colbert	5
3.	Steve Finley	4
	Adrian Gonzalez	4
5.	11 tied with	3

CAREER GRAND SLAMS BY ACTIVE PADRES

RK	PLAYERS	GRAND SLAMS
1.	Matt Kemp	6
2.	Carlos Quentin	4
3.	Jedd Gyorko	3
	Will Middlebrooks	3
	Justin Upton	3

LONGEST HOME RUNS AT PETCO PARK

PLAYER	TEAM	DISTANCE	DATE
1. Adrian Gonzalez	San Diego	458'	April 26, 2009
2. Yasiel Puig	Los Angeles-NL	457'	September 21, 2013
3. Andruw Jones	Atlanta	453'	July 15, 2006
Russell Branyan	San Diego	453'	September 24, 2006
Chris Davis	Baltimore	453'	August 7, 2013
5. Mark Reynolds	Arizona	451'	August 30, 2007
6. Adam LaRoche	Pittsburgh	446'	September 28, 2008
Mark Reynolds	Arizona	446'	August 26, 2010
8. Matt Holliday	St. Louis	445'	August 22, 2009
Cameron Maybin	San Diego	445'	April 5, 2012
Logan Forsythe	San Diego	445'	June 10, 2013

HISTORY & RECORDS

ALL-TIME SINGLE-SEASON RECORDS

CLUB GENERAL

WINS AND LOSSES

BEST OVERALL RECORD.....	98-64, 1998
BEST HOME RECORD.....	54-27, 1998
BEST ROAD RECORD.....	46-35, 1996

MOST HOME WINS.....	54, 1998	FEWEST HOME WINS (min 81 games).....	28, 1969
MOST ROAD WINS.....	46, 1996	FEWEST ROAD WINS (min 81 games).....	24, 1969 & 1974
MOST HOME LOSSES.....	54, 1972	FEWEST HOME LOSSES (min 81 games).....	27, 1998
MOST ROAD LOSSES.....	57, 1969 & 1974	FEWEST ROAD LOSSES (min 81 games).....	35, 1996

WINS VS. ONE CLUB.....	14, vs. San Francisco, 2007
HOME WINS VS. ONE CLUB.....	8, 8x, last vs. Arizona, 2013
ROAD WINS VS. ONE CLUB.....	7, 10x, last at Arizona, 2012
LOSSES VS. ONE CLUB.....	17, vs. Atlanta, 1974
HOME LOSSES VS. ONE CLUB.....	9, 2x, vs. LA, 1971 and vs. Atlanta, 1974
AWAY LOSSES VS. ONE CLUB.....	9, 2x, at Atlanta, 1980 and at Arizona, 2002
MOST WINS IN A MONTH.....	22 in May, 2005
MOST LOSSES IN A MONTH.....	23 in May, 2003

SHUTOUTS

MOST PLAYED.....	34, 2x, 1972 & 1976
MOST WON.....	20, 2x, 2007 & 2010
MOST LOST.....	23, 2x, 1969 & 1976
MOST WON, HOME.....	14, 2007
MOST WON, AWAY.....	13, 1985
MOST LOST, HOME.....	13, 2001
MOST LOST, AWAY.....	15, 1969
MOST WINS BY SHUTOUT vs. ONE TEAM.....	5, 2x, vs. Houston, 1984 and vs. Los Angeles-NL, 2002
MOST LOSSES BY SHUTOUT vs. ONE TEAM.....	5, 7x, last by Los Angeles-NL, 2011

SEASON SERIES

SEASON SWEEP BY PADRES.....	5x, last vs. Florida (7-0), 2011
SEASON SWEEP BY OPPOSITION.....	12x, last by Boston and Tampa Bay, 2013
SWEEPS BY PADRES AT SAN DIEGO.....	43x, last vs. Cincinnati (3-0), Atlanta (3-0), Colorado (3-0) and San Francisco (3-0), 2014
SWEEPS BY OPPOSITION AT SAN DIEGO.....	36x, last vs. Minnesota (0-2), 2014
SWEEPS BY PADRES ON ROAD.....	17x, last at Baltimore (2-0), 2013
SWEEPS BY OPPOSITION ON ROAD.....	46x, last by Philadelphia (0-3) and Colorado (0-3), 2014

ONE-RUN GAMES

MOST PLAYED.....	65, 1980	FEWEST WON (non-strike seasons).....	12, 1994
MOST WON.....	34, 1978 & 1984	FEWEST LOST.....	15, 2001, '04
MOST LOST.....	37, 1970	FEWEST WON, HOME.....	9, 2011
MOST WON, HOME.....	25, 2014	FEWEST WON, ROAD.....	3, 2008
MOST WON, ROAD.....	15, 1978 & 1984	FEWEST LOST, HOME.....	3, 1974
MOST LOST, HOME.....	20, 1972	FEWEST LOST, ROAD.....	7, 1997
MOST LOST, ROAD.....	22, 1970, '79 & '93		

EXTRA-INNING GAMES

MOST.....	24, 1996 & 2000
MOST WON.....	13, 1996
MOST LOST.....	14, 1972

DOUBLEHEADERS

MOST WON.....	5, 1977
MOST LOST.....	8, 1969
BEST RECORD.....	5-1-2, 1977

1-0 GAMES

MOST WON.....	6, 2x, 1985 & 2010
MOST LOST.....	6, 2011

VS. RIGHTHANDERS

MOST WON.....	71, 2006
MOST LOST.....	93, 1969

VS. LEFTHANDERS

MOST WON.....	32, 1990 & 1992
MOST LOST.....	37, 2008

MOST GAMES WON, STARTERS.....	68, 1988, 1989
MOST GAMES LOST, STARTERS.....	89, 1969

MOST GAMES WON, RELIEVERS.....	32, 1977
MOST GAMES LOST, RELIEVERS.....	35, 2002

PLAYERS USED

SEASON, MOST.....	59, 2002 and 2008+*
SEASON, FEWEST.....	31, 1984

PITCHERS USED

SEASON, MOST.....	37, 2002*
SEASON, FEWEST.....	12, 1973

* Major League Record
National League Record

+ Ties Major League Record



HISTORY & RECORDS

CLUB BATTING

BATTING AVERAGE:	HIGHEST — .273 in 2004	LOWEST — .225 in 1969
AT-BATS:	MOST — 5,655 in 1996	FEWEST — 5,294 in 2014
RUNS SCORED:	MOST — 795 in 1997	FEWEST — 468 in 1969
HITS:	MOST — 1,521 in 2004	FEWEST — 1,199 in 2014
SINGLES:	MOST — 1,105 in 1980	FEWEST — 836 in 2014
DOUBLES:	MOST — 322 in 2007	FEWEST — 180 in 1969
TRIPLES:	MOST — 53 in 1979	FEWEST — 16 in 1997
HOME RUNS:	MOST — 172 in 1970	FEWEST — 64 in 1976
AT HOME:	MOST — 87 in 1992, '93	FEWEST — 29 in 1980
ON THE ROAD:	MOST — 104 in 1970	FEWEST — 34 in 1976
GRAND SLAMS:	MOST — 10 in 2001	FEWEST — 0 in 1973, '79, '82, '87
RUNS BATTED IN:	MOST — 761 in 1997	FEWEST — 431 in 1969
EXTRA-BASE HITS:	MOST — 524 in 2007	FEWEST — 305 in 1980
TOTAL BASES:	MOST — 2,322 in 2006	FEWEST — 1,764 in 1969
SLUGGING PERCENTAGE:	HIGHEST — .416 in 2006	LOWEST — .329 in 1969
PINCH HITS:	MOST — 74 in 1986	FEWEST — 35 in 1985, '88
PINCH-HIT GAME-WINNING RBI:	MOST — 9 in 2013	
PINCH-HIT AVERAGE:	HIGHEST — .276 in 1978	LOWEST — .161 in 2011
PINCH-HIT HOME RUNS:	MOST — 11 in 2014	FEWEST — 1 in 1979, '87
STOLEN BASES:	MOST — 239 in 1980	FEWEST — 36 in 2008
CAUGHT STEALING:	MOST — 91 in 1987	FEWEST — 17 in 2008
HOME RUNS vs. ONE NL CLUB:	MOST — 28 vs. ARI, '07 & '10	FEWEST — 0 vs. PIT, 2014
STRIKEOUTS:	MOST — 1,320 in 2011	FEWEST — 716 in 1976
BASE ON BALLS:	MOST — 678 in 2001	FEWEST — 401 in 1973
LEFT ON BASE:	MOST — 1,239 in 1980	FEWEST — 1,033 in 2014
HIT BY PITCH:	MOST — 59 in 1993	FEWEST — 9 in 1989
SACRIFICE HITS:	MOST — 133 in 1975	FEWEST — 29 in 2001
SACRIFICE FLIES:	MOST — 66 in 2004	FEWEST — 19 in 1971
GROUNDING INTO DOUBLE PLAYS:	MOST — 146 in 1996	FEWEST — 81 in 1978
SHUTOUTS:	MOST — 23 in 1969 & '76	FEWEST — 3 in 2004

CLUB PITCHING

EARNED RUN AVERAGE:	LOWEST — 3.22 in 1971	HIGHEST — 4.98 in 1997
COMPLETE GAMES:	MOST — 47 in 1971, '76	FEWEST — 0 in 2011
STRIKEOUTS:	MOST — 1,295 in 2010	FEWEST — 652 in 1976
BASE ON BALLS:	MOST — 715 in 1974	FEWEST — 422 in 2004
HITS:	MOST — 1,581 in 1997	FEWEST — 1,300 in 2014
RUNS ALLOWED:	MOST — 891 in 1997	FEWEST — 577 in 2014
SAVES:	MOST — 59 in 1998	FEWEST — 17 in 1971
WILD PITCHES:	MOST — 73 in 1999	FEWEST — 23 in 1979, '85
BALKS:	MOST — 25 in 1977	FEWEST — 2 in 2004 & 2013
HIT BATSMEN:	MOST — 68 in 2000	FEWEST — 12 in 1978, '80
HOME RUNS ALLOWED:	MOST — 219 in 2001	FEWEST — 74 in 1978
HOME RUNS ALLOWED vs. ONE NL CLUB:	MOST — 37 by COL, 2001	FEWEST — 1, several times
SHUTOUTS:	MOST — 20 in 2007, '10	FEWEST — 2 in 1997

CLUB FIELDING

FIELDING PERCENTAGE:	HIGHEST — .988 in 2010	LOWEST — .971 in 1975, '77
ERRORS:	FEWEST — 72 in 2010	MOST — 189 in 1977
DOUBLE PLAYS:	MOST — 171 in 1978	FEWEST — 97 in 2012*
PUTOUTS:	MOST — 4,467 in 1996	FEWEST — 4,263 in 1999
ASSISTS:	MOST — 2,012 in 1980	FEWEST — 1,529 in 2005
TOTAL CHANCES:	MOST — 6,543 in 1980	FEWEST — 5,977 in 2014
PASSED BALLS:	MOST — 22 in 1987	FEWEST — 2 in 1992

MOST CONSECUTIVE ERRORLESS GAMES.....	11, 2x, August 17-28, 2010 and April 14-26, 2013
MOST CONSECUTIVE ERRORLESS GAMES TO BEGIN A SEASON.....	5, April 5-9, 1988
MOST CONSECUTIVE ERRORLESS INNINGS.....	108, August 16-29, 2010
MOST ERRORLESS GAMES.....	107, 2010

HISTORY & RECORDS

INDIVIDUAL BATTING

BATTING AVERAGE394, Tony Gwynn, 1994
SLUGGING PERCENTAGE621, Ken Caminiti, 1996
GAMES PLAYED	162, Dave Winfield, 1980; Steve Garvey, 1985; Joe Carter, 1990; Adrian Gonzalez, 2008
RUNS SCORED	126, Steve Finley, 1996
HITS	220, Tony Gwynn, 1997
TOTAL BASES	348, Steve Finley, 1996
SINGLES	177, Tony Gwynn, 1984
DOUBLES	49, Tony Gwynn, 1997
TRIPLES	13, Tony Gwynn, 1987 & Dave Roberts, 2006
HOME RUNS	50, Greg Vaughn, 1998
MOST GAMES HITTING HOME RUNS FROM BOTH SIDES OF PLATE	4, Ken Caminiti, 1996
RUNS BATTED IN	130, Ken Caminiti, 1996
GRAND SLAMS	4, Phil Nevin, 2001
GAME-WINNING RBI	21, Gary Sheffield, 1992
PINCH-HIT AVERAGE (Minimum 20 at bats)478, Terry Kennedy, 1986
MOST PINCH HITS	21, Merv Rettenmund, 1977
STOLEN BASES	70, Alan Wiggins, 1984
STRIKEOUTS, MOST	160, Mike Cameron, 2007
STRIKEOUTS, FEWEST (Minimum 502 Plate App.)	15, Tony Gwynn, 1995
BASE ON BALLS	132, Jack Clark, 1989
INTENTIONAL WALKS	35, Adrian Gonzalez, 2010
SACRIFICE HITS	28, Ozzie Smith, 1978
SACRIFICE FLIES	16, Mark Loretta, 2004
HIT BY PITCH	17, Carlos Quentin, 2012
GROUNDING INTO DOUBLE PLAYS, MOST	25, Steve Garvey, 1984 & 1985 & Kevin Kouzmanoff, 2009
GROUNDING INTO DOUBLE PLAYS, FEWEST (Minimum 502 Plate App.)	2, Alan Wiggins, 1984

INDIVIDUAL PITCHING

APPEARANCES, MOST	83, Craig Lefferts, 1986
COMPLETE GAMES	25, Randy Jones, 1976
STARTS	40, Randy Jones, 1976
GAMES FINISHED	69, Rollie Fingers, 1977
SHUTOUTS	6, Fred Norman, 1972 & Randy Jones, 1975
VICTORIES, MOST	22, Randy Jones, 1976
WON-LOST PCT. (Min. 15 decisions)778, Gaylord Perry, 1978 (21-6) & Dennis Rasmussen, 1988 (14-4)
LOSSES	22, Randy Jones, 1974
INNINGS PITCHED	315.1, Randy Jones, 1976
RUNS ALLOWED	137, Bobby J. Jones, 2001
EARNED RUNS ALLOWED	117, Bill Greif, 1974 & Matt Clement, 2000
HITS	274, Randy Jones, 1976
BASE ON BALLS	125, Matt Clement, 2000
STRIKEOUTS	257, Kevin Brown, 1998
STRIKEOUTS/9 INNINGS (Min. 162 IP)	9.87, Andy Benes, 1994
LOWEST ERA (Min. 162 IP)	2.10, Dave Roberts, 1971
HOME RUNS ALLOWED	37, Kevin Jarvis & Bobby J. Jones, 2001
SAVES	53, Trevor Hoffman, 1998
HIT BATSMEN	16, Matt Clement, 2000
WILD PITCHES	23, Matt Clement, 2000
BALKS	6, Tom Griffin & Bob Shirley, 1977

MISCELLANEOUS RECORDS

YOUNGEST PADRE	Brian Greer, at Los Angeles-NL, September 13, 1977 (18 years, 122 days)
OLDEST PADRE	Jesse Orosco, vs. Arizona, July 20, 2003 (46 years, 90 days)

INDIVIDUAL FIELDING

BEST FIELDING PERCENTAGE (min. 2/3 of team games played)	
FIRST BASEMAN	1.000, Steve Garvey, 1984
SECOND BASEMAN	1.000, David Eckstein, 2010
SHORTSTOP984, Khalil Greene, 2007
THIRD BASEMAN990, Kevin Kouzmanoff, 2009
OUTFIELDER	1.000, Eric Owens, 2000, Dave Roberts, 2006 & Will Venable, 2014
CATCHER (min. 1/2 of team games played)998, Gene Tenace, 1979
PITCHER (min. 1.0 IP per team game)	1.000, 30 times, last by Ian Kennedy, 2014



HISTORY & RECORDS

ALL-TIME SINGLE-GAME RECORDS

CLUB GENERAL

PLAYERS USED

PADRES (9-Inning Game)	24, at San Francisco, September 26, 1997
PADRES (Extra Innings)	26, vs. Florida, Sept. 9, 1997 (13 innings)
BOTH TEAMS	50, at Los Angeles, September 13, 1982 (16 innings)

LONGEST GAME, INNINGS

HOME	22, vs. Colorado, April 17, 2008
ROAD	21, at Montreal, May 21, 1977

LONGEST GAME TIME, 9 INNINGS

HOME	4:04 vs. Pittsburgh, June 2, 2014
ROAD	4:10 at Florida, July 27, 1996

SHORTEST GAME TIME, 9 INNINGS

HOME	1:29, vs. Philadelphia, May 4, 1977
ROAD	1:36, at Philadelphia, July 11, 1976

LONGEST GAME TIME, EXTRA INNINGS

HOME	6:17, vs. Houston, August 15, 1980 (20 innings)
ROAD	5:33, at Montreal, May 21, 1977 (21 innings)

SHORTEST GAME TIME, EXTRA INNINGS

HOME	2:00, vs. St. Louis (10 innings), May 19, 1975
ROAD	2:17, at Atlanta (10 innings), July 25, 1974

LARGEST MARGINS OF VICTORY, DEFEAT

MARGIN OF VICTORY	16, vs. Florida, August 23, 2002 (18-2)
MARGIN OF DEFEAT	19, at Chicago (NL), May 13, 1969 (19-0)
	vs. Los Angeles, June 28, 1969 (19-0) and at Colorado, September 20, 2005 (20-1)

LARGEST SHUTOUTS

VICTORY	13-0, vs. Cincinnati, August 11, 1991
LOSS	19-0, at Chicago (NL), May 13, 1969 and vs. Los Angeles, June 28, 1969

CLUB BATTING

AT-BATS IN NINE-INNING GAME

AT-BATS IN EXTRA-INNING GAME

RUNS SCORED IN NINE-INNING GAME

RUNS SCORED IN EXTRA-INNING GAME

RUNS SCORED IN A LOSS

MOST RUNS, BOTH TEAMS IN NINE-INNING GAME

MOST RUNS, BOTH TEAMS IN EXTRA-INNING GAME

HITS IN NINE-INNING GAME

HITS IN EXTRA-INNING GAME

MOST HITS, BOTH TEAMS IN NINE-INNING GAME

MOST HITS, BOTH TEAMS IN EXTRA-INNING GAME

SINGLES

DOUBLES

TRIPLES

HOME RUNS IN NINE-INNING GAME

HOME RUNS IN EXTRA-INNING GAME

EXTRA-BASE HITS

TOTAL BASES

PADRES

OPPONENTS

RUNS BATTED IN

PADRES

OPPONENTS

BASE ON BALLS IN NINE-INNING GAME

BASE ON BALLS IN EXTRA-INNING GAME

INTENTIONAL BASE ON BALLS IN NINE-INNING GAME

INTENTIONAL BASE ON BALLS IN EXTRA-INNING GAME

STRIKEOUTS IN NINE-INNING GAME

STRIKEOUTS IN EXTRA-INNING GAME

STOLEN BASES

PADRES

OPPONENTS

MOST LEFT ON BASE

PADRES IN NINE-INNING GAME

OPPONENTS IN NINE-INNING GAME

PADRES IN EXTRA INNINGS

OPPONENTS IN EXTRA INNINGS

FEWEST LEFT ON BASE

PADRES

OPPONENTS

PINCH-HITTERS USED

GROUNDED INTO DOUBLE PLAYS IN NINE-INNING GAME

GROUNDED INTO DOUBLE PLAYS IN EXTRA-INNING GAME

HISTORY & RECORDS

ALL-TIME SINGLE-GAME RECORDS (CONT.)

CLUB PITCHING

HITS ALLOWED IN NINE-INNING GAME	24, at Chicago-NL, May 17, 1977
HITS ALLOWED IN EXTRA-INNING GAME	25, at Montreal, May 21, 1977 (21 inn.)
RUNS ALLOWED	23, at Chicago-NL, May 17, 1977
EARNED RUNS ALLOWED	20, at Chicago-NL, May 17, 1977
SINGLES ALLOWED IN NINE-INNING GAME	17, vs. New York-NL, August 26, 1986
SINGLES ALLOWED IN EXTRA-INNING GAME	18, vs. St. Louis, August 31, 1979 (15 inn.)
DOUBLES ALLOWED IN NINE-INNING GAME	8, vs. Houston, August 6, 1970
DOUBLES ALLOWED IN EXTRA-INNING GAME	8, vs. Arizona, June 7, 2009 (18 inn.)
TRIPLES ALLOWED IN NINE-INNING GAME	4, vs. Montreal, July 8, 1994 and at Chicago-NL, May 15, 1997
TRIPLES ALLOWED IN EXTRA-INNING GAME	4, at New York-NL, July 6, 1979 (12 inn.)
HOME RUNS ALLOWED IN NINE-INNING GAME	7, three times, last at Cincinnati, August 13, 2011
HOME RUNS ALLOWED IN EXTRA-INNING GAME	7, at Los Angeles-NL, September 18, 2006 (10 inn.)
EXTRA-BASE HITS ALLOWED IN NINE-INNING GAME	11, three times, last vs. Montreal, July 8, 1994
EXTRA-BASE HITS ALLOWED IN EXTRA-INNING GAME	13, at Los Angeles-NL, September 18, 2006 (10 inn.)
STRIKEOUTS IN A NINE-INNING GAME	18, vs. Atlanta, May 22, 2006 and at Arizona, April 25, 2007
STRIKEOUTS IN EXTRA-INNING GAME	20, vs. San Francisco, June 19, 2001 (15 inn.) at Chicago-NL, July 31, 2002 (11 inn.) vs. Colorado, April 17, 2008 (22 inn.)
WALKS ISSUED IN NINE-INNING GAME	13, three times, last at Florida, April 28, 1997
WALKS ISSUED IN EXTRA-INNING GAME	13, at Cincinnati, April 26, 2003 (10 inn.)
INTENTIONAL WALKS IN NINE-INNING GAME	4, six times, last at Cincinnati, August 11, 2007
INTENTIONAL WALKS IN EXTRA-INNING GAME	6, at New York-NL, August 26, 1980 (18 inn.)
HIT BATTERS	4, three times, last vs. San Francisco, June 5, 2002
WILD PITCHES	5, vs. Pittsburgh, April 29, 2003
BALKS	3, at Philadelphia, September 2, 1986
PITCHERS USED IN NINE-INNING GAME	8, six times, last October 2, 2012 at Milwaukee (three times in 2012)
PITCHERS USED IN EXTRA-INNING GAME	10, vs. Arizona, June 7, 2009 (18 inn.)

CLUB FIELDING

DOUBLE PLAYS IN NINE-INNING GAME	5, five times, last at Colorado, May 17, 2014
DOUBLE PLAYS IN EXTRA-INNING GAME	6, vs. Pittsburgh, August 25, 1979 (19 inn.)
DOUBLE PLAYS TURNED BY BOTH TEAMS	8, at Colorado, May 17, 2014
TRIPLE PLAYS BY PADRES	1, eight times, last at New York-NL, June 10, 2010 (2nd game)
TRIPLE PLAYS BY OPPONENTS	1, 15 times, last at Colorado, May 18, 2014
ASSISTS IN NINE-INNING GAME	26, vs. Pittsburgh, May 22, 1969
ASSISTS IN EXTRA-INNING GAME	28, May 21, 1977, at Montreal (21 innings)
FEWEST ASSISTS	1, vs. Philadelphia, July 12, 1992 and at Washington, August 5, 2005
ERRORS IN NINE-INNING GAME	6, six times, last vs. Atlanta, June 1, 1990
ERRORS IN EXTRA-INNING GAME	6, at New York-NL, May 7, 1972
ERRORS BY OPPONENTS IN NINE-INNING GAME	6, two times, last at Atlanta, September 17, 1988 (2nd game)
ERRORS BY OPPONENTS IN EXTRA-INNING GAME	6, twice, last at Los Angeles-NL, June 21, 1986
ERRORS BY BOTH TEAMS	11, at Chicago-NL, April 29, 1989 (San Diego 6, Chicago, 5)
MOST PASSED BALLS	2, many times, last at San Francisco, April 19, 2014

INDIVIDUAL BATTING

AT-BATS IN NINE-INNING GAME	7, twice, Mark Kotsay and Ryan Klesko at Montreal, May 19, 2001
AT-BATS IN EXTRA-INNING GAME	9, 19 times, last Adrian Gonzalez and Tadahito Iguchi vs. Cincinnati, May 25, 2008 (18 innings)
RUNS	5, Al Martin vs. Houston, April 16, 2000
HITS IN NINE-INNING GAME	6, Adrian Gonzalez (6-for-6) at Milwaukee, August 11, 2009
HITS IN EXTRA-INNING GAME	6, three times, last Tony Gwynn (6-for-7) vs. San Francisco, August 4, 1993 (12 innings)
SINGLES IN NINE-INNING GAME	5, Kevin McReynolds vs. Cincinnati, September 5, 1984 and Adrian Gonzalez at Milwaukee, August 11, 2009
SINGLES IN EXTRA-INNING GAME	5, Gene Richards vs. Montreal, July 26, 1977 (15 innings) and Bill Fahey at Houston, September 5, 1979 (10 innings)
DOUBLES	3, 38 times, last Everth Cabrera at Cleveland, April 8, 2014
TRIPLES	2, 15 times, last Nick Hundley vs. New York-NL, August 16, 2011
HOME RUNS	3, six times, Nate Colbert at Atlanta, August 1, 1972 (Game 2), Steve Finley at Cincinnati, May 19, 1997, Steve Finley at San Francisco, June 23, 1997, Ken Caminiti at Los Angeles-NL, July 12, 1998, Bret Boone June 23, 2000 at Cincinnati (10 innings), Phil Nevin vs. Colorado, October 6, 2001
HIT FOR CYCLE	Never Accomplished
BACK-TO-BACK HOME RUNS TWICE BY SAME TWO PLAYERS	Gary Sheffield and Fred McGriff, August 6, 1992 vs. Houston in 1st and 2nd innings
TOTAL BASES	13, Steve Finley at San Francisco, June 23, 1997 and Ryan Klesko at St. Louis, August 29, 2001
RUNS BATTED IN	8, Nate Colbert at Atlanta, August 1, 1972 (Game 2) and Ken Caminiti vs. Colorado, September 19, 1995
SACRIFICE HITS	3, seven times, last Greg Maddux vs. Cincinnati, May 14, 2007
SACRIFICE FLIES	2, 26 times, last Chase Headley vs. Seattle, June 22, 2012
HIT BY PITCH	2, 22 times, last Tommy Medica at Pittsburgh, August 7, 2014
WALKS	5, Brian Giles at Chicago-NL, May 14, 2006
INTENTIONAL WALKS IN NINE-INNING GAME	3, Fernando Gonzalez vs. Cincinnati, August 10, 1978
INTENTIONAL WALKS IN EXTRA-INNING GAME	4, Garry Templeton at Pittsburgh, July 5, 1985 (12 inn.)
STRIKEOUTS IN NINE-INNING GAME	5, twice, Mike Cameron at Los Angeles-NL, September 12, 2007 Clay Hensley at Chicago-NL, May 14, 2006
STRIKEOUTS IN EXTRA-INNING GAME	5, four times, last Chase Headley vs. Arizona, June 7, 2009 (18 inn.)
STOLEN BASES	5, Alan Wiggins vs. Montreal, May 17, 1984, Tony Gwynn at Houston, September 20, 1986 and Damian Jackson vs. Colorado, June 28, 1999
CAUGHT STEALING	2, 40 times, last Will Venable vs. Kansas City, May 6, 2014
GROUND INTO DOUBLE PLAY IN NINE-INNING GAME	3, Steve Garvey vs. Atlanta, August 6, 1986 & Kevin Koussamanoff vs. Atlanta, August 5, 2009
GROUND INTO DOUBLE PLAY IN EXTRA-INNING GAME	3, Archi Cianfrocco at Colorado, June 5, 1997 (11 inn.)



HISTORY & RECORDS

ALL-TIME SINGLE-GAME RECORDS (CONT.)

INDIVIDUAL PITCHING

HITS ALLOWED	14, four times, last Andy Ashby at New York-NL, August 10, 1999
SINGLES ALLOWED	13, three times, last Andy Ashby at New York-NL, August 10, 1999
DOUBLES ALLOWED	7, Danny Coombs vs. Houston, August 6, 1970
TRIPLES ALLOWED	3, seven times, last Edinson Volquez at Colorado, June 7, 2013
HOME RUNS ALLOWED	5, Woody Williams at Houston, July 13, 2001 & Tim Stauffer at Cincinnati, August 13, 2011
RUNS ALLOWED	11, four times, last Tim Stauffer at Philadelphia, August 26, 2007
EARNED RUNS ALLOWED	11, Junior Herndon at St. Louis, August 30, 2001 & Tim Stauffer at Philadelphia, August 26, 2007
HIT BATTERS	3, six times, last Brian Lawrence vs. Arizona, July 14, 2005
WALKS	10, Clay Kirby at San Francisco, July 15, 1969
INTENTIONAL WALKS	4, three times, Randy Jones vs. Philadelphia, June 16, 1978 Mike Caldwell at Philadelphia, May 11, 1972 (12 inn.)
INTENTIONAL WALKS IN MORE THAN 9.0 IP	4, Dennis Kinney (9.1 IP) at Philadelphia, August 21, 1980 (17 inn.)
STRIKEOUTS	16, Jake Peavy vs. Atlanta, May 22, 2006 (7.0 IP) and at Arizona, April 25, 2007 (7.0 IP)
STRIKEOUTS IN MORE THAN 9.0 IP	15, Clay Kirby (15.0 IP) vs. Houston (Game 1), September 24, 1971 (21 inn.)
WILD PITCHES	4, John D'Acquisto at Montreal, May 22, 1977 and Adam Eaton vs. Pittsburgh, April 29, 2003
BALKS	3, Dave LaPoint at Philadelphia, September 2, 1986
INNINGS PITCHED, STARTER	15.0, Clay Kirby vs. Houston, September 24, 1971 (Game 1)
INNINGS PITCHED, RELIEVER	9.1, Dennis Kinney at Philadelphia, August 21, 1980 (17 inn.)

INDIVIDUAL FIELDING

ERRORS	3, 19 times, last Everth Cabrera at Los Angeles-NL, September 5, 2009
DOUBLE PLAYS:	
FIRST BASEMAN	5, Bill Davis vs. St. Louis, May 16, 1969, Mike Ivie at Cincinnati, April 21, 1976 and Yonder Alonso at Colorado, May 17, 2014
SECOND BASEMAN	5, Roberto Pena vs. St. Louis, May 16, 1969 and Jedd Gyorko at Colorado, May 17, 2014
SHORTSTOP	6, Ozzie Smith vs. Pittsburgh, August 25, 1979 (19 inn.)
THIRD BASEMAN	3, nine times, last Chase Headley at Colorado, May 17, 2014
PUTOUTS:	
OUTFIELDER, NINE-INNING GAME	10, Gene Richards vs. Los Angeles-NL, May 21, 1979, Phil Clark vs. New York-NL, May 1, 1993 and Jay Payton at New York-AL, June 11, 2004
OUTFIELDER, EXTRA-INNING GAME	11, Dave Winfield at Montreal, May 21, 1977 (21 inn.)
FIRST BASEMAN, NINE-INNING GAME	19, Willie McCovey vs. Cincinnati, July 3, 1975 and Mike Ivie vs. Houston, August 6, 1975
FIRST BASEMAN, EXTRA-INNING GAME	23, Derrel Thomas vs. Atlanta, June 20, 1978 (10 innings)
SECOND BASEMAN, NINE-INNING GAME	9, Tim Flannery at Atlanta, September 29, 1985
SECOND BASEMAN, EXTRA-INNING GAME	11, Tadahito Iguchi vs. Colorado, April 17, 2008 (22 inn.)
SHORTSTOP, NINE-INNING GAME	8, Ozzie Smith at New York-NL, July 7, 1979
SHORTSTOP, EXTRA-INNING GAME	7, four times, last Everth Cabrera vs. Arizona, September 16, 2009 (10 inn.)
THIRD BASEMAN, NINE-INNING GAME	5, six times, last Chase Headley vs. San Francisco, April 20, 2014
THIRD BASEMAN, EXTRA-INNING GAME	5, Luis Salazar at Houston, August 10, 1983 (14 inn.)
CATCHER, NINE-INNING GAME	18, Mike Piazza vs. Atlanta, May 22, 2006
CATCHER, EXTRA-INNING GAME	22, Ben Davis vs. San Francisco, June 19, 2001 (15 inn.)
PITCHER, NINE-INNING GAME	5, twice, last Jimmy Jones vs. Houston, April 22, 1988
ASSISTS:	
OUTFIELDER, NINE-INNING GAME	2, many times, last Chris Denorfia at San Francisco, September 27, 2013
OUTFIELDER, EXTRA-INNING GAME	3, Tony Gwynn vs. New York-NL, August 27, 1986
FIRST BASEMAN, NINE-INNING GAME	5, three times, last Keith Moreland at Cincinnati, September 19, 1988
FIRST BASEMAN, EXTRA-INNING GAME	5, twice, last Dave Magadan at Oakland, June 5, 2000 (10 inn.)
SECOND BASEMAN, NINE-INNING GAME	10, twice, last Fernando Gonzalez vs. Chicago-NL, June 15, 1979
SECOND BASEMAN, EXTRA-INNING GAME	13, Mark Loretta at Montreal, May 7, 2003 (10 inn.)
SHORTSTOP, NINE-INNING GAME	12, twice, last Ozzie Smith vs. San Francisco, April 12, 1980
SHORTSTOP, EXTRA-INNING GAME	11, Ozzie Smith vs. Montreal, September 1, 1978
THIRD BASEMAN, NINE-INNING GAME	9, Kevin Kouzmanoff at Milwaukee, September 4, 2008
THIRD BASEMAN, EXTRA-INNING GAME	9, Paul Dade vs. San Francisco, July 27, 1979 (11 inn.)
CATCHER, NINE-INNING GAME	6, Bill Fahey vs. St. Louis, May 15, 1980
CATCHER, EXTRA-INNING GAME	6, Benito Santiago at Montreal, May 15, 1989 (11 inn.)
PITCHER, NINE-INNING GAME	7, Andrew Cashner vs. Los Angeles-NL, July 23, 2013
PITCHER, EXTRA-INNING GAME	7, twice, last Randy Jones vs. San Francisco, June 24, 1975 (10 inn.)

CLUB BATTING

PLATE APPEARANCES	17, vs. Pittsburgh, May 31, 1994 (2nd inning)
RUNS SCORED	13, twice, vs. Pittsburgh, May 31, 1994 (2nd inning) vs. St. Louis, August 24, 1993 (1st inning)
HITS	10, twice, vs. Florida, August 23, 2002 (5th inning) at Colorado, September 12, 2004 (9th inning)
DOUBLES	4, four times, last at New York-NL, May 24, 2012 (3rd inning)
TRIPLES	3, at Pittsburgh, June 2, 1970 (5th inning)
HOME RUNS	4, twice, at New York-NL, May 17, 2001 (3rd inning) vs. Los Angeles, July 10, 1970 (9th inning)
RBI	13, vs. St. Louis, August 24, 1993 (1st inning)
WALKS	6, twice, vs. Colorado, June 26, 1999 (2nd inning) at Kansas City, June 28, 2002 (1st inning)
STOLEN BASES	5, twice, at Pittsburgh, September 11, 1995 (9th inning) at Arizona, October 2, 1999 (7th inning)
ERRORS	4, vs. Atlanta, September 15, 1977 (8th inning)

HISTORY & RECORDS

INNING RECORDS

INDIVIDUAL BATTING

HITS	2, many times, last Will Venable and Rene Rivera at Chicago-NL, July 24, 2014 (6th inning)
SINGLES	2, many times, last Will Venable and Rene Rivera at Chicago-NL, July 24, 2014 (6th inning)
DOUBLES	2, twice, Mike Ivie at San Francisco, May 30, 1977 (1st game) (7th inning) Phil Stephenson vs. Houston, June 4, 1990 (8th inning)
TRIPLES	1, many times
HOME RUNS	1, many times
RBI	5, Bret Boone at Los Angeles, June 26, 2000 (2nd inning)
STOLEN BASES	2, many times, last Cory Spangenberg at San Francisco, September 27, 2014 (7th inning)

INDIVIDUAL PITCHING

HITS ALLOWED	8, twice, Will Cunnane at Chicago-NL, May 16, 1997 (3rd inning) Bobby J. Jones vs. Houston, May 30, 2001 (2nd inning)
RUNS ALLOWED	9, twice, Bobby J. Jones at St. Louis, August 29, 2001 (2nd inning) Brett Tomko at Cincinnati, August 9, 2002 (1st inning)
EARNED RUNS ALLOWED	9, Brett Tomko at Cincinnati, August 9, 2002 (1st inning)
SINGLES ALLOWED	7, four times, last Bobby J. Jones vs. Houston May 30, 2001 (2nd inning)
DOUBLES ALLOWED	4, four times, last Clayton Richard at Colorado, April 18, 2012 (2nd inning)
TRIPLES ALLOWED	3, twice, Juan Eichelberger at Montreal, May 16, 1981 (9th inning) Tim Scott at Chicago Cubs, May 15, 1997 (7th inning)
HOME RUNS ALLOWED	3, 11 times, last Chad Qualls, July 23, 2011, at Philadelphia (7th Inning)
WALKS ALLOWED	6, Tim Stauffer at Los Angeles-NL, August 30, 2011 (2nd inning)

DOUBLEHEADER RECORDS

CLUB GENERAL

PLAYERS USED BY PADRES, BOTH GAMES	41, at San Francisco, May 30, 1977
PLAYERS USED BY OPPONENTS, BOTH GAMES	33, at San Francisco, May 30, 1977
PLAYERS USED BY BOTH TEAMS, BOTH GAMES	74, at San Francisco, May 30, 1977
LONGEST BY INNINGS	30 innings, vs. Houston, September 24, 1971 (1st game-21 innings, 2nd game-9 innings)
LONGEST TIME, WITH EXTRA INNINGS	7:39, vs. Houston, September 24, 1971 (1st game-5:25, 2nd game-2:14)

CLUB BATTING

STRIKEOUTS, PADRES	21, at Los Angeles, July 10, 1977; 1st game-10, 2nd game-11
STRIKEOUTS, PADRES, WITH EXTRA INNINGS	23, at Houston, July 18, 1995; 1st game-18 (17 Inn.), 2nd game-5 at Montreal May 8, 1970; 1st game-11, 2nd game-12
TIMES STRIKING OUT, OPPONENTS	26, vs. New York (NL), May 29, 1971; 1st game-10, 2nd game-16
TIMES STRIKING OUT, BOTH TEAMS	43, at Houston, July 8, 1995; 1st game-31, 2nd game-12
PITCHERS USED BY PADRES	13, at San Francisco, May 30, 1977; 1st game-6, 2nd game-7
PITCHERS USED BY PADRES, EXTRA INNINGS	15, at San Francisco, June 16, 1985; 1st game-5, 2nd game-10 (13 inn.)

INDIVIDUAL BATTING

HITS	7, six times, last Tony Gwynn at St. Louis, September 29, 1999
DOUBLES	5, Mike Ivie at San Francisco, May 30, 1977
HOME RUNS	5, Nate Colbert at Atlanta, August 1, 1972
RUNS BATTED IN	13, Nate Colbert at Atlanta, August 1, 1972
EXTRA BASE HITS	5, twice, last Mike Ivie at San Francisco, May 30, 1977
TOTAL BASES	22, Nate Colbert at Atlanta, August 1, 1972

INDIVIDUAL PITCHING

WON BOTH GAMES	Bob Miller vs. Houston, June 23, 1971
LOST BOTH GAMES	Mark Thurmond at San Francisco, June 16, 1985
SAVED BOTH GAMES	Never Accomplished

BIG INNING IN THE BEGINNING

The Padres exploded for 11 runs on seven hits in the sixth inning of their 1997 season opener vs. the Mets at Qualcomm Stadium. Trailing 4-0 at the start of the frame, the Padres rode the big inning to a 12-5 victory. The 11 runs established a 20th Century National League record for most runs plated in a single inning on Opening Day. The highlight of the inning was back-to-back-to-back home runs off the bats of Chris Gomez, Rickey Henderson and Quilvio Veras to start the frame.



HISTORY & RECORDS

CONSECUTIVE RECORDS

CLUB GENERAL

GAMES WON, OVERALL	14, June 18-July 2, 1999
GAMES WON, HOME	11, May 2-31, 2005
GAMES WON, ROAD	8, April 19-May 14, 2006
GAMES WON vs. ONE CLUB, HOME	15 vs. St. Louis, April 16, 1993-August 12, 1995
GAMES WON vs. ONE CLUB, ROAD	11, at Pittsburgh, September 19, 2009-August 11, 2012
GAMES LOST, OVERALL	13, May 8-21, 1994
GAMES LOST, HOME	12, May 22-June 10, 1972
GAMES LOST, ROAD	13, April 25-May 18, 1971
GAMES LOST vs. ONE CLUB, HOME	14, Los Angeles, April 8, 1973-September 26, 1974
GAMES LOST vs. ONE CLUB, ROAD	14, at Montreal, May 4, 1993-May 24, 1995

CLUB BATTING

HITS, ONE GAME, PADRES	8, twice, last vs. Pittsburgh, May 31, 1994
HITS, ONE GAME, OPPONENTS	8, at Atlanta, May 12, 1973
BATTERS HITTING HOME RUNS, PADRES	3, four times, last vs. New York (NL), April 1, 1997 (6th inn: Gomez, Henderson, Veras)
BATTERS REACHING BASE SAFELY, PADRES	10, vs. Pittsburgh, May 31, 1994 (2nd inning)
BATTERS REACHING BASE SAFELY, OPPONENTS	11, twice, last at Colorado, July 26, 1996
GAMES HITTING A HOME RUN, PADRES	14, July 14-29, 1998 (23 home runs)

CLUB PITCHING

SHUTOUTS, WON	4, 1984
SHUTOUTS vs. ONE CLUB	2, 20 times, last vs. Milwaukee, May 1 and 2, 2012
SCORELESS INNINGS PITCHED, PADRES	40.2, July 28 (7th inning) through August 1 (1st inning), 1984
SCORELESS INNINGS PITCHED, OPPONENTS	37.2, July 21-24, 1971
SCORELESS INNINGS vs. ONE CLUB	31.2, vs. Houston, April 22 (4th inning)-July 26 (8th inning), 1988
HITLESS INNINGS AT START OF GAME	8.2, twice, vs. Philadelphia, July 18, 1972 (Steve Arlin) at Los Angeles (NL), July 9, 2011 (five pitchers)

CLUB FIELDING

GAMES TURNING DOUBLE PLAYS, PADRES	14, twice, April 25 - May , 1998 and September 3-17, 2002
GAMES TURNING DOUBLE PLAYS, OPPONENTS	18, May 13-June 2, 1986
GAMES WITH NO ERRORS	11, twice, August 17-28, 2010 and April 14-26, 2013
INNINGS WITH NO ERRORS	108.0, August 16 (4th inning)-August 29 (2nd inning), 2010
GAMES MAKING ERRORS	12, August 12-25, 2000

INDIVIDUAL GENERAL

GAMES PLAYED	305, Steve Garvey, 1984-1986
STOLEN BASES WITHOUT BEING CAUGHT	28, Everth Cabrera, September 25, 2010 - August 25, 2012

INDIVIDUAL BATTING

HITTING STREAK	34 games, Benito Santiago, August 25-October 2, 1987
HITS WITHOUT MAKING AN OUT	8, four times, Kevin Kouzmanoff, September 9-13, 2007 Brian Giles, June 19-22, 2005 Tony Gwynn, April 22-24, 1994 Dave Winfield, July 29-31, 1979
TIMES REACHING BASE SAFELY (H, BB and HBP)	13, Brian Giles, June 19-22, 2005
GAMES HITTING HOME RUNS	6, Graig Nettles, 1984
AT BATS HITTING A HOME RUN, SAME BATTER	3, nine times, Chase Headley, August 10-11, 2012 Brian Giles, August 11-12, 2007 Scott Hairston, August 3-4, 2007 Bret Boone, June 23, 2000 Greg Vaughn, June 18-19, 1998 Steve Finley, June 29-30, 1996 Graig Nettles, twice, May 3-4, 1985, and August 16-17, 1984 Nate Colbert, April 10-11, 1971
PINCH-HITS	6, Phil Clark, September 10-27, 1993

INDIVIDUAL PITCHING

WINNING DECISIONS, STARTER	11, three times, Kevin Brown (May 26-August 5, 1998), Andy Hawkins (1985) and LaMarr Hoyt (1985)
WINNING DECISIONS, RELIEVER	11, Butch Metzger, 1976
LOSING DECISIONS	11, Gary Ross (1969)
COMPLETE GAMES	5, twice, both Randy Jones, 1976
WINNING DECISIONS vs. ONE CLUB	11, Jake Peavy vs. Los Angeles (NL), September 22, 2004-September 25, 2008
HITLESS INNINGS, START OF GAME	8.2, Steve Arlin vs. Philadelphia, July 18, 1972
HITLESS INNINGS	13.0, Bill Laxton, July 14-August 12, 1974
SHUTOUTS	3, Randy Jones, 1980
SCORELESS INNINGS, STARTER	30.0, Randy Jones, 1980
SCORELESS INNINGS, RELIEVER	33.2, Cla Meredith, 2006
STRIKEOUTS	9, Jake Peavy, April 25, 2007
BATTERS RETIRED	26, twice, Chris Young, September 1-7, 2008 and Luke Gregerson, April 14-27, 2010
BATTERS RETIRED (ONE GAME)	25, Bob Shirley vs. Houston, April 22, 1977
WALKLESS INNINGS	68.0, Randy Jones, May 17-June 22, 1976

HISTORY & RECORDS

ROOKIE BATTING RECORDS

BATTING AVERAGE

1. Benito Santiago.....	1987	.300
2. Juan Bonilla.....	1981	.290
3. Gene Richards.....	1977	.290
4. Josh Barfield.....	2006	.280
5. Kevin Kouzmanoff.....	2007	.275

HITS

1. Benito Santiago.....	1987	164
2. Bill Almon.....	1977	160
3. Gene Richards.....	1977	152
Ozzie Smith.....	1978	152
5. Josh Barfield.....	2006	151

GAMES

1. Ozzie Smith.....	1978	159
2. Bill Almon.....	1977	155
Yonder Alonso.....	2012	155
4. Dave Campbell.....	1970	154
5. Josh Barfield.....	2006	150
Mike Champion.....	1977	150

DOUBLES

1. Yonder Alonso.....	2012	39
2. Benito Santiago.....	1987	33
3. Josh Barfield.....	2006	32
4. Khalil Greene.....	2004	31
5. Kevin Kouzmanoff.....	2007	30

TRIPLES

1. Bill Almon.....	1977	11
Gene Richards.....	1977	11
3. Everth Cabrera.....	2009	8
4. Cito Gaston.....	1969	7
Stan Jefferson.....	1987	7
Jerry Morales.....	1972	7
Luis Salazar.....	1980	7

HOME RUNS

1. Jedd Gyorko.....	2013	23
2. Benito Santiago.....	1987	18
Kevin Kouzmanoff.....	2007	18
4. Khalil Greene.....	2004	15
5. Melvin Nieves.....	1995	14

RUNS BATTED IN

1. Benito Santiago.....	1987	79
2. Kevin Kouzmanoff.....	2007	74
3. Carmelo Martinez.....	1984	66
4. Khalil Greene.....	2004	65
5. Jedd Gyorko.....	2013	63

RUNS

1. Roberto Alomar.....	1988	84
2. Gene Richards.....	1977	79
3. Ricky Gutierrez.....	1993	76
4. Bill Almon.....	1977	75
5. Josh Barfield.....	2006	72

AT-BATS

1. Bill Almon.....	1977	613
2. Ozzie Smith.....	1978	590
3. Dave Campbell.....	1970	581
4. Enzo Hernandez.....	1971	549
Yonder Alonso.....	2012	549

WALKS

1. Carmelo Martinez.....	1984	68
2. Yonder Alonso.....	2012	62
3. Gene Richards.....	1977	60
4. Enzo Hernandez.....	1971	54
5. Khalil Greene.....	2004	53

STRIKEOUTS

1. Jedd Gyorko.....	2013	123
2. Cito Gaston.....	1969	117
3. Dave Campbell.....	1970	115
4. Bill Almon.....	1977	114
5. Benito Santiago.....	1987	112

STOLEN BASES

1. Gene Richards.....	1977	56
2. Ozzie Smith.....	1978	40
3. Stan Jefferson.....	1987	34
4. Alan Wiggins.....	1982	33
5. Everth Cabrera.....	2009	25

ON-BASE PERCENTAGE

1. Gene Richards.....	1977	.363
2. Khalil Greene.....	2004	.349
3. Yonder Alonso.....	2012	.348
4. Carmelo Martinez.....	1984	.340
5. Juan Bonilla.....	1981	.337

SLUGGING PERCENTAGE

1. Benito Santiago.....	1987	.467
2. Kevin Kouzmanoff.....	2007	.457
3. Khalil Greene.....	2004	.446
4. Jedd Gyorko.....	2013	.444
5. Josh Barfield.....	2006	.423

Minimum 502 plate appearances for Batting Avg., On-Base Percentage and Slugging Percentage

ROOKIE PITCHING RECORDS

WINS

1. Bob Shirley.....	1977	12
2. Butch Metzger.....	1976	11
3. Matt Clement.....	1999	10
Eric Show.....	1982	10
5. Nine tied with.....		9

INNINGS PITCHED

1. Steve Arlin.....	1971	227.2
2. Clay Kirby.....	1969	215.2
3. Bob Shirley.....	1977	214.0
4. Dave Freisleben.....	1974	211.2
5. Al Santorini.....	1969	184.2

LOSSES

1. Clay Kirby.....	1969	20
2. Steve Arlin.....	1971	19
3. Bob Shirley.....	1977	18
4. Bill Greif.....	1972	16
5. Joe McIntosh.....	1975	15

SAVES

1. Butch Metzger.....	1976	16
2. Luis DeLeon.....	1982	15
3. Al Severinsen.....	1971	8
4. Dale Thayer.....	2012	7
5. Greg Harris.....	1989	6
Frank Reberger.....	1969	6
Kevin Quackenbush.....	2014	6

GAMES

1. Butch Metzger.....	1976	77
2. Larry Hardy.....	1974	76
3. Akinori Otsuka.....	2004	73
4. Luke Gregerson.....	2009	72
5. Kevin Walker.....	2000	70

GAMES STARTED

1. Clay Kirby.....	1969	35
Bob Shirley.....	1977	35
3. Steve Arlin.....	1971	34
4. Matt Clement.....	1999	31
Dave Freisleben.....	1974	31

COMPLETE GAMES

1. Steve Arlin.....	1971	10
2. Dave Freisleben.....	1974	6
Randy Jones.....	1973	6
4. Dan Spillner.....	1974	5
5. Four tied with.....		4

SHUTOUTS

1. Steve Arlin.....	1971	4
2. Eight tied with.....		2

WINNING PERCENTAGE

1. Butch Metzger.....	1976	.733
2. Eric Show.....	1982	.625
3. Joey Hamilton.....	1994	.600
4. Jimmy Jones.....	1987	.563
5. Greg Harris.....	1989	.471

WALKS

1. Dave Freisleben.....	1974	112
2. Steve Arlin.....	1971	103
3. Clay Kirby.....	1969	100
Bob Shirley.....	1977	100
5. Matt Clement.....	1999	86

STRIKEOUTS

1. Steve Arlin.....	1971	156
2. Cory Luebke.....	2011	154
3. Bob Shirley.....	1977	146
4. Matt Clement.....	1999	135
5. Dave Freisleben.....	1974	130

STRIKEOUTS/9 IP

1. Matt Clement.....	1999	6.73
2. Steve Arlin.....	1971	6.17
3. Bob Shirley.....	1977	6.14
4. Mike Caldwell.....	1972	5.61
5. Dave Freisleben.....	1974	5.53

EARNED RUN AVERAGE

1. Steve Arlin.....	1971	3.48
2. Dave Freisleben.....	1974	3.66
3. Joe McIntosh.....	1975	3.69
4. Bob Shirley.....	1977	3.70
5. Chris Welsh.....	1981	3.78

OPPONENT BATTING AVERAGE

1. Dave Freisleben.....	1974	.242
2. Steve Arlin.....	1971	.244
3. Clay Kirby.....	1969	.252
4. Bob Shirley.....	1977	.259
5. Dave Roberts.....	1970	.261

Minimum 162.0 innings pitched for Strikeouts/9 IP, ERA and Opponents Avg.

Minimum 15 decisions for Win Percentage



HISTORY & RECORDS

BATTING RECORDS BY POSITION

BATTING AVERAGE

C	Terry Kennedy	1981	.303
1B	Wally Joyner	1997	.324
2B	Mark Loretta	2004	.335
3B	Gary Sheffield	1992	.330
SS	Everth Cabrera	2013	.283
OF	Tony Gwynn	1994	.396

HITS

C	Benito Santiago	1987	164
1B	Steve Garvey	1985	184
2B	Mark Loretta	2004	208
3B	Gary Sheffield	1992	183
SS	Tony Fernandez	1992	171
OF	Tony Gwynn	1987	217

GAMES

C	Benito Santiago	1991	151
1B	Steve Garvey	1985	162
2B	Roberto Alomar	1989	157
	Alan Wiggins	1984	157
3B	Chase Headley	2012	159
SS	Ozzie Smith	1978	159
OF	Brian Giles	2004	159
	Tony Gwynn	1986	159

DOUBLES

C	Terry Kennedy	1982	40
1B	Adrian Gonzalez	2007	46
2B	Mark Loretta	2004	47
3B	Ken Caminiti	1996	37
SS	Khalil Greene	2007	44
OF	Tony Gwynn	1997	48

All records shown include only games played at each position

Current Padres in **Bold**

TRIPLES

C	Nick Hundley	2011	5
	Benito Santiago	1990	5
1B	Ryan Klesko	2001	6
	Steve Garvey	1985	6
2B	Jeff Gardner	1993	7
	Alan Wiggins	1984	7
3B	Sean Burroughs	2003	6
	Luis Salazar	1980	6
SS	Bill Almon	1977	11
OF	Dave Roberts	2006	13
	Tony Gwynn	1987	13

HOME RUNS

C	Mike Piazza	2006	20
1B	Adrian Gonzalez	2009	39
2B	Jedd Gyorko	2013	23
3B	Phil Nevin	2001	41
SS	Khalil Greene	2007	27
OF	Greg Vaughn	1998	48

RUNS BATTED IN

C	Terry Kennedy	1983	93
1B	Adrian Gonzalez	2008	119
2B	Mark Loretta	2004	76
3B	Ken Caminiti	1996	130
SS	Khalil Greene	2007	97
OF	Dave Winfield	1979	118

RUNS

C	Terry Kennedy	1982	70
1B	Ryan Klesko	2001	105
2B	Mark Loretta	2004	108
3B	Ken Caminiti	1996	109
SS	Khalil Greene	2007	89
OF	Steve Finley	1996	124

AT-BATS

C	Benito Santiago	1991	577
1B	Steve Garvey	1985	654
2B	Roberto Alomar	1989	622
3B	Kevin Kouzmanoff	2008	624
SS	Tony Fernandez	1992	622
OF	Steve Finley	1996	653

WALKS

C	Gene Tenace	1977	88
1B	Jack Clark	1989	120
2B	Quilvio Veras	1998	83
3B	Chase Headley	2012	86
SS	Ozzie Smith	1980	71
OF	Rickey Henderson	1996	121

STRIKEOUTS

C	Benito Santiago	1991	114
1B	Nate Colbert	1970	148
2B	Damian Jackson	2001	124
3B	Chase Headley	2012	157
SS	Khalil Greene	2007	128
OF	Mike Cameron	2007	160

STOLEN BASES

C	Benito Santiago	1987	21
1B	Alan Wiggins	1983	28
2B	Alan Wiggins	1984	68
3B	Luis Salazar	1982	29
SS	Ozzie Smith	1980	57
OF	Gene Richards	1980	61

ON-BASE PERCENTAGE

C	Gene Tenace	1977	.448
1B	Jack Clark	1990	.438
2B	Mark Loretta	2004	.391
3B	Ken Caminiti	1996	.409
SS	Everth Cabrera	2013	.355
OF	Tony Gwynn	1994	.456

SLUGGING PERCENTAGE

C	Mike Piazza	2006	.514
1B	Fred McGriff	1992	.557
2B	Mark Loretta	2004	.495
3B	Ken Caminiti	1996	.623
SS	Khalil Greene	2007	.468
OF	Greg Vaughn	1998	.590

RELIEF PITCHING RECORDS

WINS

1.	Butch Metzger	1976	11
	Rollie Fingers	1980	11
3.	Goose Gossage	1984	10
	Dan Miceli	1998	10
5.	Six tied with		9

INNINGS PITCHED

1.	Rollie Fingers	1977	132.1
2.	Butch Metzger	1976	123.1
	Lance McCullers	1987	123.1
4.	Dan Spillner	1977	123.0
5.	Greg Harris	1990	117.1

LOSSES

1.	Rollie Fingers	1978	13
2.	Gary Lucas	1982	10
	Lance McCullers	1987	10
	Mark Davis	1988	10
5.	Three tied with		9

GAMES

1.	Craig Lefferts	1986	83
2.	Heath Bell	2007	81
3.	Luke Gregerson	2010	80
	Cla Meredith	2007	80
5.	Rollie Fingers	1977	78
	Lance McCullers	1987	78

WINNING PERCENTAGE

1.	Scott Linebrink	2005	.889
2.	Kevin Walker	2000	.875
	Rudy Seanez	2005	.875
4.	Mark Grant	1989	.800
5.	Two tied with		.778

WALKS

1.	Dan Spillner	1977	60
2.	Lance McCullers	1987	59
3.	John D'Acquisto	1979	57
4.	Lance McCullers	1988	55
5.	Butch Metzger	1976	52

STRIKEOUTS

1.	Lance McCullers	1987	126
2.	Rollie Fingers	1977	113
3.	Trevor Hoffman	1996	111
	Trevor Hoffman	1997	111
5.	Mark Davis	1988	102
	Heath Bell	2007	102

STRIKEOUTS/9 IP

1.	Rudy Seanez	2005	12.53
2.	Jay Witasick	2001	12.34
3.	Trevor Hoffman	1997	12.28
4.	Trevor Hoffman	1996	11.35
5.	Scott Sanders	1996	11.32

EARNED RUN AVERAGE

1.	Cla Meredith	2006	1.07
2.	Bob Miller	1971	1.41
3.	Trevor Hoffman	1998	1.48
4.	Joaquin Benoit	2014	1.48
5.	Tim Worrell	1996	1.54

OPPONENT BATTING AVERAGE

1.	Tim Worrell	1996	.137
2.	Joaquin Benoit	2014	.151
3.	Mike Adams	2011	.155
4.	Trevor Hoffman	1996	.161
5.	Trevor Hoffman	1998	.165

HISTORY & RECORDS

THE LAST TIME IT HAPPENED

WINS AND LOSSES

10 OR MORE CONSECUTIVE WINS:	10, May 15-25, 2009
MORE THAN FIVE CONSECUTIVE LOSSES:	6, September 3-8, 2014
FOUR-GAME SERIES SWEEP, HOME:	August 18-21, 2011 vs. Florida
FOUR-GAME SERIES SWEEP, ROAD:	August 16-19, 2010 at Chicago-NL

BATTING FEATS

HIT FOR THE CYCLE:	Never accomplished
HIT FOR THE CYCLE, OPPONENT:	Greg Colbrunn vs. Arizona, Sept. 18, 2002
INSIDE-THE-PARK HOME RUN:	Everth Cabrera at Milwaukee, June 8, 2012 (3rd inning, off Shaun Marcum)
INSIDE-THE-PARK HOME RUN, OPPONENT:	Kurt Suzuki vs. Minnesota, May 20, 2014 (8th inning, off Nick Vincent)
SWITCH-HIT HOMERS IN A GAME:	Chase Headley vs. Arizona, September 27, 2012
TWO HOMERS IN A GAME:	Yasmani Grandal at San Francisco, September 25, 2014
THREE HOMERS IN A GAME:	Phil Nevin vs. Colorado, October 6, 2001
LEADOFF HOMER:	Seth Smith vs. Cincinnati, July 1, 2014 (off Mike Leake)
GRAND SLAM HOMER:	Yasmani Grandal at San Francisco, September 25, 2014 (7th inning, off Jean Machi)
GRAND SLAM HOMER, OPPONENT:	Ryan Zimmerman at Washington, July 7, 2013 (3rd inning, off Robbie Erlin)
PINCH-HIT GRAND SLAM:	Jesus Guzman at Tampa Bay, May 11, 2013 (7th inning, off Jeremy Hellickson)
PINCH-HIT GRAND SLAM, OPPONENT:	Chad Tracy at Arizona, September 26, 2009 (7th inning, off Luke Gregerson)
TWO GRAND SLAMS IN ONE GAME vs. PADRES:	April 28, 1997 at Florida, Moises Alou (1st inning, off Tim Worrell) and Gary Sheffield (5th inning, off Tim Scott)
GRAND SLAM BY A PITCHER:	Mike Corkins at Cincinnati, September 4, 1970 (4th inning, off Jim Merritt)
PINCH-HIT HOMER:	Cory Spangenberg at Colorado, September 6, 2014 (7th inning, off Tommy Kahnle)
WALK-OFF HOME RUN:	Cory Spangenberg vs. Arizona, September 2, 2014 (9th inning, off Brad Ziegler)
HOME RUN BY A PITCHER:	Ian Kennedy vs. Miami, May 8, 2014 (2nd inning, off Jacob Turner)
HOME RUN BY A PITCHER, OPPONENT:	Alex White vs. Colorado, September 16, 2012 (2nd, off Andrew Werner)
BACK-TO-BACK HOMERS:	Chris Denorfia and Chase Headley at Arizona, July 27, 2013 (7th inning, off Tyler Skaggs and Tony Sipp)
BACK-TO-BACK-TO-BACK HOMERS:	Chris Gomez, Rickey Henderson, Quilvio Veras vs. New York-NL, April 1, 1997
BACK-TO-BACK-TO-BACK HOME RUNS TO START A GAME:	Marvell Wynne, Tony Gwynn and John Kruk vs. San Francisco, April 13, 1987

FOUR HOMERS IN TWO GAMES:	Brian Giles at Cincinnati, August 11-12, 2007
FIVE HOMERS IN THREE GAMES:	Brian Giles at Cincinnati, August 10-12, 2007
FOUR HOME RUNS IN THE SAME INNING:	May 17, 2001 at New York-NL (3rd inning)
HOME RUN IN A 1-0 GAME:	Yonder Alonso at Seattle, June 13, 2012 (7th inning, off Hector Noesi)
HOME RUN IN A 1-0 LOSS:	Matt Downs at Houston, June 27, 2012 (3rd inning, off Clayton Richard)
THREE PLAYERS WITH FOUR OR MORE HITS:	Josh Bard, Adrian Gonzalez, Kevin Kouzmanoff at Philadelphia, August 24, 2007
FIVE HITS IN A GAME:	Tommy Medica vs. Atlanta, August 1, 2014
SIX HITS IN A GAME:	Adrian Gonzalez at Milwaukee, August 11, 2009
SIX RBI IN A GAME:	Jedd Gyorko vs. Miami, May 9, 2014
SEVEN RBI IN A GAME:	Brian Giles at Arizona, May 17, 2006
THREE-OR-MORE STEALS IN A GAME:	Everth Cabrera, 3, vs. Washington, May 19, 2013
TWO HITS IN AN INNING:	Will Venable and Rene Rivera, July 24, 2014 (6th inning)
TWO SINGLES IN AN INNING:	Will Venable and Rene Rivera, July 24, 2014 (6th inning)
TWO DOUBLES IN AN INNING:	Phil Stephenson vs. Houston, June 4, 1990 (8th inning)
TWO TRIPLES IN AN INNING:	Never
TWO HOMERS IN AN INNING:	Never
FIVE RBI IN AN INNING:	Bret Boone at Los Angeles, June 26, 2000 (2nd inning)
FIVE STRIKEOUTS IN A GAME:	Chase Headley vs. Arizona, June 7, 2009 (18 innings)
EIGHT CONSECUTIVE HITS:	August 16, 2007 vs. Colorado (5th inning)
SCORED MORE THAN 10 RUNS IN AN INNING:	11, July 29, 2007 at Houston (1st inning)
15 HITS:	April 8, 2014 at Cleveland
16 HITS:	July 30, 2014 vs. St. Louis
17 HITS:	June 7, 2013 at Colorado
18 HITS:	June 17, 2013 at San Francisco
19 HITS:	May 31, 2010 vs. New York-NL
20 HITS:	August 1, 2014 vs. Atlanta
21 HITS:	April 27, 1995 vs. Houston
22 HITS:	August 11, 2009 at Milwaukee
23 HITS:	May 11, 2011 at Milwaukee
24 HITS:	August 12, 2003 at Atlanta
15 RUNS:	August 5, 2011 at Pittsburgh
16 RUNS:	August 10, 2008 at Colorado
17 RUNS:	June 7, 1998 at Texas
18 RUNS:	July 29, 2007 at Houston
19 RUNS:	Never
20 RUNS:	May 19, 2001 at Montreal

PITCHING FEATS

NO-HITTER:	Never
NO-HITTER, OPPONENT:	Tim Lincecum, vs. San Francisco, June 25, 2014
NO-HITTER, PETCO PARK:	Tim Lincecum - San Francisco, July 13, 2013
ONE-HITTER:	Andrew Cashner (9.0), vs. Detroit, April 11, 2014
ONE-HITTER, OPPONENT:	Mat Latos vs. Cincinnati, June 30, 2014
TWO CONSECUTIVE COMPLETE GAMES:	Brian Lawrence, August 20-25, 2004
THREE CONSECUTIVE COMPLETE GAMES:	Andy Ashby, May 25-June 4, 1988
BACK-TO-BACK SHUTOUTS:	July 2, 2014 vs. Cincinnati and July 4, 2014 vs. San Francisco
BACK-TO-BACK SHUTOUTS:	April 13-15, 2008 at Los Angeles (NL) and vs. Colorado
BACK-TO-BACK COMPLETE GAMES:	Jake Peavy at Arizona, Brian Lawrence at San Francisco, May 26-27, 2005
BACK-TO-BACK COMPLETE GAME SHUTOUTS:	Sterling Hitchcock vs. Milwaukee, Kevin Brown vs. Milwaukee, August 14-16, 1998



HISTORY & RECORDS

THE LAST TIME IT HAPPENED CONTINUED

DEFENSIVE FEATS

TRIPLE PLAY:	June 10, 2010 at New York-NL, second game, (2nd) Adrian Gonzalez at 1B, Lance Zawadzki at 2B, Chase Headley at 3B and Ruben Tejada batting...Tejada grounded out to Headley at 3B who threw to Zawadzki at 2B for the second out who threw to Gonzalez at 1B for the third out...Padres lost the game, 3-0
TRIPLE PLAY, OPPONENT:	May 18, 2014 at Colorado (3rd) Everth Cabrera at 2B, Seth Smith at 1B and Carlos Quentin batting...Carlos Quentin grounds out to 3B, who threw to 2B for the second out who was interfered with by a sliding Seth Smith for the third out ...Padres lost the game, 8-6
COMMITTED 4 ERRORS:	July 10, 2014 at Los Angeles-NL
COMMITTED 5 ERRORS:	May 17, 2002 vs. New York-NL
COMMITTED 6 ERRORS:	June 1, 1990 vs. Atlanta
TURNED FIVE DOUBLE PLAYS:	May 17, 2014 at Colorado
TURNED SIX DOUBLE PLAYS:	August 25, 1979 vs. Pittsburgh (19 innings)

BASE RUNNING FEATS

STRAIGHT STEAL OF HOME:	Everth Cabrera at Los Angeles-NL, July 14, 2012
STRAIGHT STEAL OF HOME, OPPONENT:	Kerry Robinson at St. Louis, July 3, 2002
STEAL OF HOME IN A DOUBLE STEAL:	Mark Sweeney at Houston, July 6, 2005
STEAL OF HOME IN A DOUBLE STEAL, OPPONENT:	Carlos Beltran vs. New York-NL, August 10, 2005
STEAL BY A PITCHER:	Andrew Cashner at Pittsburgh, September 16, 2013
STEAL BY A PITCHER, OPPONENT:	Zack Greinke at Los Angeles-NL, September 1, 2013

MISCELLANEOUS

PLAYED 13 INNINGS:	June 26, 2013 vs. Philadelphia (L, 5-7)
PLAYED 14 INNINGS:	July 6, 2011 at San Francisco (L, 5-6)
PLAYED 15 INNINGS:	August 25, 2013 vs. Chicago-NL (W, 3-2)
PLAYED 16 INNINGS:	May 16, 2009 vs. Cincinnati (W, 6-5)
PLAYED 17 INNINGS:	May 31, 2013 vs. Toronto (W, 4-3)
PLAYED 18 INNINGS:	June 7, 2009 vs. Arizona (L, 6-9)
PLAYED 19 INNINGS:	August 25, 1979 vs. Pittsburgh (L, 3-4)
PLAYED 20 INNINGS:	August 15, 1980 vs. Houston (L, 1-3)
PLAYED 21 INNINGS:	May 21, 1977 at Montreal (W, 11-8)
PLAYED 22 INNINGS:	May 17, 2008 vs. Colorado (L, 1-2)

HISTORY & RECORDS

LONGEST GAMES IN PADRES HISTORY BY INNINGS

INNINGS	DATE	OPPONENT	SCORE	TIME
22	April 17, 2008	Colorado	L, 1-2	6:16
21	September 24, 1971	Houston	L, 1-2	5:25
21	May 21, 1977	at Montreal	W, 11-8	5:33
20	August 15, 1980	Houston	L, 1-3	6:17
19	August 25, 1979	Pittsburgh	L, 3-4	6:12
18	June 7, 1972	Pittsburgh	L, 0-1	4:27
18	August 26, 1980	at New York-NL	W, 8-6	5:01
18	May 25, 2008	Cincinnati	W, 12-9	5:57
18	June 7, 2009	Arizona	L, 6-9	5:45
17	July 15, 1971	at Pittsburgh	L, 3-4	4:12
17	July 29, 1972	at Cincinnati	W, 4-3	4:11
17	August 21, 1980	at Philadelphia	L, 8-9	5:13
17	June 27, 1989	at Los Angeles-NL	W, 5-3	5:21
17	August 15, 1990	Montreal	L, 3-5	5:15
17	July 8, 1995	at Houston	L, 2-3	4:29
17	April 29, 2007	vs. Los Angeles-NL	L, 4-5	4:55
17	May 31, 2013	vs. Toronto	W, 4-3	4:58
16	September 13, 1982	at Los Angeles-NL	L, 3-4	5:20
16	August 10, 1988	at Atlanta	W, 5-4	4:24
16	April 24, 1992	Cincinnati	L, 6-7	5:01
16	September 8, 1992	at San Francisco	L, 5-6	5:04
16	June 22, 1996	Chicago-NL	L, 6-9	5:14
16	April 25, 1998	Pittsburgh	W, 4-3	4:31
16	August 6, 2002	Philadelphia	L, 4-5	4:51
16	May 16, 2009	Cincinnati	W, 6-5	5:14

LONGEST WINNING STREAKS

STREAK (GAMES)	DATES
14	June 18-July 2, 1999
11	June 7-19, 1998
11	April 14-27, 1982
10	July 25-August 4, 1978
10	May 15-May 25, 2009
9	April 30-May 8, 2006

LONGEST PADRES HITTING STREAKS

RK	PLAYER	GAMES	YEAR
1.	Benito Santiago	34	1987
2.	John Flaherty	27	1996
3.	Tony Gwynn	25	1983
4.	Bip Roberts	23	1994
5.	Bobby Brown	21	1983
	Steve Finley	21	1996
7.	Tony Gwynn	20	1997
8.	Tony Gwynn	19	1997
	Tony Fernandez	19	1992
10.	Eric Owens	18	1999
	Tony Gwynn	18	1988
	Chris James	18	1989
	Gary Sheffield	18	1992



HISTORY & RECORDS

1984 NATIONAL LEAGUE CHAMPIONSHIP SERIES

The Padres rewrote National League history in 1984, becoming the first team in NLCS play and only the second team in Championship Series history to come back from a 2-0 deficit to win the series. The 1982 Milwaukee Brewers had also accomplished the feat in the ALCS.

The Chicago Cubs were not friendly hosts in the opening two games at Wrigley Field, knocking a total of six home runs, including five in the first game to take the contests, 13-0 and 4-2. But the Padres returned home following Game Two to a throng of thousands at San Diego/Jack Murphy Stadium, where they would play the final three games of the set. Consecutive record crowds filled the stadium as the Padres swept the trio of home games to move into San Diego's first-ever World Series.

There were plenty of heroes during the NLCS, but no star shined brighter than veteran first baseman Steve Garvey, who batted .400 (8-for-20) in the five games. It was his 4-for-5 performance in Game Four, which included a dramatic two-run home run off Cubs' ace reliever Lee Smith in the bottom of the ninth that paved the way to his second career NLCS Most Valuable Player Award. Craig Lefferts earned the win in each of the final two games of the series to lead the mound corps.

The Padres rallied from a three-run deficit in the fifth game to take a 6-3 decision and earn the right to face the American League Champion Detroit Tigers.

GAME 1

Tuesday, October 2 at Chicago

SAN DIEGO	0	0	0	0	0	0	0	0	0	-	0	6	1
Chicago	2	0	3	0	6	2	0	0	x	-	13	16	0

WP - Sutcliffe
LP - Show
SV - None

GAME 2

Wednesday, October 3 at Chicago

SAN DIEGO	0	0	0	1	0	1	0	0	0	-	2	5	0
Chicago	1	0	2	1	0	0	0	0	x	-	4	8	1

WP - Trout
LP - Thurmond
SV - Smith

GAME 3

Thursday, October 4 at San Diego

Chicago	0	1	0	0	0	0	0	0	-	1	5	0	
SAN DIEGO	0	0	0	0	3	4	0	0	x	-	7	11	0

WP - Whitson
LP - Eckersley
SV - None

GAME 4

Saturday, October 6 at San Diego

Chicago	0	0	0	3	0	0	0	2	0	-	5	8	1
SAN DIEGO	0	0	2	0	1	0	2	0	2	-	7	11	0

WP - Lefferts
LP - Smith
SV - None

GAME 5

Sunday, October 7 at San Diego

Chicago	2	1	0	0	0	0	0	0	-	3	5	1	
SAN DIEGO	0	0	0	0	0	2	4	0	x	-	6	8	0

WP - Lefferts
LP - Sutcliffe
SV - Gossage



HISTORY & RECORDS

1984 WORLD SERIES

In San Diego's first-ever trip to the World Series, the Padres ran head-on into the team with baseball's best overall record in 1984, the Detroit Tigers. The Tigers went wire-to-wire in first place to win the American League East. After a 31-5 start, Sparky Anderson's club finished the regular season with a 104-58 record, and then disposed of the Kansas City Royals in three consecutive games in the ALCS, while the Padres and Cubs went to the limit for the National League flag.

Both contests at San Diego's Jack Murphy Stadium were close, with the Tigers taking the opener, 3-2 and the Padres tying the series with a 5-3 win in Game Two. Kurt Bevacqua was the hero in the lone San Diego victory, going 3-for-4 with a fifth-inning, three-run home run off Dan Petry. Bevacqua, given the opportunity to play because the American League's designated hitter rule was in effect for the '84 Fall Classic, took full advantage, hitting at a .412 (7-for-17) clip with two doubles, two homers and four RBI in the series. Andy Hawkins, who allowed only one run in 12.0 innings of work in three World Series relief appearances, earned the Game Two victory, working 5.1 shutout innings of one-hit relief as the Padres overcame a 3-0 first-inning deficit.

Following the Padres Game Two victory, the scene shifted to Detroit for what turned out to be the final three games of the series. The hometown Tigers did not disappoint their faithful, riding the red-hot bat of Kirk Gibson to sweep the final three contests and win their fourth World Championship in club history.

Tigers shortstop Alan Trammell, a San Diego-native, earned MVP honors, hitting .450 (9-for-20) with a double, two home runs and six RBI.

GAME 1

Tuesday, October 9 at San Diego

Detroit 1 0 0 0 2 0 0 0 0 - 3 8 0
SAN DIEGO 2 0 0 0 0 0 0 0 0 - 2 8 1

WP - Morris
LP - Thurmond
SV - None

GAME 2

Wednesday, October 10 at San Diego

Detroit 3 0 0 0 0 0 0 0 0 - 3 7 3
SAN DIEGO 1 0 0 1 3 0 0 0 x - 5 11 0

WP - Hawkins
LP - Petry
SV - Lefferts

GAME 3

Friday, October 12 at Detroit

SAN DIEGO 0 0 1 0 0 0 1 0 0 - 2 10 0
Detroit 0 4 1 0 0 0 0 0 x - 5 7 0

WP - Wilcox
LP - Lollar
SV - Hernandez

GAME 4

Saturday, October 13 at Detroit

SAN DIEGO 0 1 0 0 0 0 0 0 1 - 2 5 2
Detroit 2 0 2 0 0 0 0 0 x - 4 7 0

WP - Morris
LP - Show
SV - None

GAME 5

Sunday, October 14 at Detroit

SAN DIEGO 0 0 1 2 0 0 0 1 0 - 4 10 1
Detroit 3 0 0 0 1 0 1 3 x - 8 11 1

WP - Lopez
LP - Hawkins
SV - Hernandez

HISTORY & RECORDS





HISTORY & RECORDS

1996 NATIONAL LEAGUE DIVISION SERIES

After winning the West on the last day of the regular season, the Padres faced the National League Central Champion Cardinals in the Division Series. St. Louis swept San Diego, outscoring the Padres by only five runs (15-10) in three close contests.

In the opener at Busch Stadium, Gary Gaetti knocked a three-run home run off Joey Hamilton with two outs in the first inning. Cardinals hurlers Todd Stottlemire, Rick Honeycutt and Dennis Eckersley made the lead stand up for the 3-1 victory. Rickey Henderson led off the sixth inning with a homer for the only Padres run. San Diego could not convert on opportunities to tie the score in the seventh and ninth innings en route to the series-opening setback.

Game Two in St. Louis was decided during a dramatic eighth inning. The Padres, who had earlier trailed 1-0 and 4-1, entered the eighth trailing by a score of 4-3. After Scott Livingstone and Henderson reached to open the inning, Tony Gwynn, batting against Honeycutt, sacrificed the runners over. A Steve Finley groundout tied the score, but the go-ahead run was stranded at third base. In the bottom of the inning, the Cardinals scored the winning run without managing a base hit. Tom Pagnozzi's slow liner off Trevor Hoffman's glove plated Brian Jordan to make the score 5-4. Eckersley saved his second consecutive game, and the Padres returned to San Diego in a 2-0 hole—the identical situation they faced a dozen years earlier before taking three in a row from the Chicago Cubs in the franchise's only National League Championship Series appearance to date.

Until the very end, Game Three resembled 1984. A sellout crowd of 53,899 fans at Jack Murphy Stadium cheered wildly as the Padres climbed back from 1-0 and 5-4 deficits.

St. Louis pushed across a run in the first inning and was threatening for more when Archi Cianfrocco gunned down Ron Gant at home plate for an inning-ending double play. The Padres took a 2-1 lead in the second inning before Ken Caminiti added an opposite-field solo home run in the third. With the Cardinals holding a 5-4 advantage after 7 1/2 innings, the San Diego third baseman put the final touch on his spectacular MVP season, drilling a Rick Honeycutt delivery over the right-centerfield wall for his third homer of the series, a game-tying shot.

Just as visions of San Diego's stirring 1984 playoff comeback were rekindled in the hearts and minds of the capacity crowd, the Cardinals' Brian Jordan took control of the game with his glove and bat, ending the Padres magical season. With two outs in the eighth and pinch-runner Luis Lopez on second base, Jody Reed lined what appeared to be a go-ahead single to right-center. But Jordan raced over and dove head-first to spear the ball and end the inning.

In the top of the 9th, Jordan broke a 5-5 tie with a crushing two-run homer to left. Eckersley came on one final time and, as Caminiti waited in the on-deck circle, retired Finley for the final out. Despite the heartbreaking loss, San Diego fans stood and cheered the Padres, who returned to the field from the clubhouse and in turn recognized the fans for keeping the faith during an unforgettable 1996 season.

GAME 1

Tuesday, October 1 at St. Louis

SAN DIEGO	0	0	0	0	1	0	0	-	1	8	1
St. Louis	3	0	0	0	0	0	x	-	3	6	0

WP - Stottlemire
LP - Hamilton
SV - Eckersley

GAME 2

Thursday, October 3 at St. Louis

SAN DIEGO	0	0	0	1	2	0	1	0	-	4	6	0
St. Louis	0	0	1	0	3	0	0	1	x	-	5	1

WP - Honeycutt
LP - Bochtler
SV - Eckersley

GAME 3

Saturday, October 5 at San Diego

St. Louis	1	0	0	0	3	1	0	2	-	7	13	1	
SAN DIEGO	0	2	1	1	0	0	0	1	0	-	5	11	2

WP - Mathews
LP - Hoffman
SV - Eckersley



HISTORY & RECORDS

1998 NATIONAL LEAGUE DIVISION SERIES

After winning the National League West by 9.5 games with a franchise-best 98-64 record, the Padres faced the Central Division Champion Houston Astros, winners of 102 regular-season games in the Division Series. The order was tall, and the prospect of facing 6-foot-10 Astros ace Randy Johnson twice in the best-of-five series made it all the more daunting. But as they did many times throughout their 98-win season, the Padres met the challenge.

The tone was set in the series opener in Houston, an epic pitcher's duel between Padres ace Kevin Brown and Johnson. As good as Johnson was, Brown was better, fanning a Division Series-record 16 batters and allowing only two hits in 8.0 shutout innings. The game was scoreless into the sixth, when Tony Gwynn doubled and scored on a sacrifice fly by Jim Leyritz. With Brown rolling, the Padres padded their lead in the eighth on a Greg Vaughn solo home run. Houston broke through with an unearned run off Trevor Hoffman in the ninth, but when the San Diego closer induced Carl Everett to fly out to center to end the game, the Padres had their first playoff win since 1984.

Game Two was another nail biter at the Astrodome, and Houston carried a 4-2 lead into the 9th. However, with hard-throwing closer Billy Wagner on the mound and two outs, Jim Leyritz launched a long fly ball down the right-field line that somehow remained fair for an improbable game-tying two-run homer. The Astros came right back, pushing across the winning run on a Bill Spiers single in the bottom of the inning. The Padres left Houston with a split and returned home looking to close out the series.

More than 3,000 fans awaited the Padres when they returned to "The Q" (Qualcomm Stadium) from Houston near midnight after Game Two. Their enthusiasm offered a lift as well as an early indication of the support to come throughout the postseason. A crowd of 65,235 packed The Q for a critical Game Three. Bruce Bochy's gamble to send Brown back to the mound on only three days rest paid off, as the right-hander limited the Astros to one run on three hits over 6.2 innings. Jim Leyritz continued his October heroics with a tie-breaking solo home run in the seventh, and after Trevor Hoffman struck out the side in the ninth inning to preserve the 2-1 win, the Padres were one win away from the National League Championship Series.

With their backs against the wall, the Astros came back with ace Johnson in Game Four. Although he pitched another gem, again he would be outpitched. This time, Sterling Hitchcock did the honors, allowing just one run on three hits over 6.0 innings, walking none and striking out 11. The Padres got on the board first on another Leyritz homer, a solo shot to lead off the second. Leading 2-1 in the eighth, San Diego iced the series with a two-run triple by John Vander Wal and a two-run homer by Wally Joyner. Hoffman worked a 1-2-3 ninth, setting off the celebration for 64,898 fans. The Padres would move on to face the Braves in the NLCS with the 6-1 victory.

GAME 1

Tuesday, September 29 at Houston

SAN DIEGO	0	0	0	0	1	0	1	0	-	2	9	1
Houston	0	0	0	0	0	0	0	1	-	1	4	0

WP - Brown
LP - Johnson
SV - Hoffman

GAME 2

Thursday, October 1 at Houston

SAN DIEGO	0	0	0	0	2	0	0	2	-	4	8	1
Houston	1	0	2	0	0	0	1	1	-	5	11	1

WP - Wagner
LP - Miceli
SV - None

GAME 3

Saturday, October 3 at San Diego

Houston	0	0	0	0	0	1	0	0	-	1	4	0
SAN DIEGO	0	0	0	0	0	1	1	0	x	-	2	3

WP - Miceli
LP - Elarton
SV - Hoffman

GAME 4

Sunday, October 4 at San Diego

Houston	0	0	1	0	0	0	0	-	1	3	1	
SAN DIEGO	0	1	0	0	1	0	4	x	-	6	7	1

WP - Hitchcock
LP - Johnson
SV - None





HISTORY & RECORDS

1998 NATIONAL LEAGUE CHAMPIONSHIP SERIES

The Braves had been the "Team of the '90s" in the National League, and after 106 regular season wins and a sweep of the Cubs in the Division Series they looked stronger than ever in 1998. With a starting rotation full of Cy Young Award winners and future Hall of Famers and the home-field advantage, Atlanta was given a considerable edge heading into the National League Championship Series.

The Padres had not played in the NLCS in 14 years, and their return was delayed even longer by Mother Nature as the start of the series opener at Turner Field was delayed 2:01 by rain. The game finally got started at 10:16 p.m. Not only did Game One start late, it also went long as the Padres needed a 10th-inning solo home run from Ken Caminiti to pull out a 3-2 series-opening victory. Starter Andy Ashby limited Atlanta to one run on five hits over 7.0 innings. Tony Gwynn went 2-for-5 with an RBI and Carlos Hernandez added a pair of hits.

With Kevin Brown taking the ball in Game Two, the underdog Padres were suddenly primed to take the first two games from the Braves in their home ballpark. Brown did not disappoint, continuing his postseason mastery with a complete game, three-hit shutout, fanning 11 batters. Quilvio Veras had three hits and an RBI in the victory. The Friars headed home up two games to none.

After out-pitching John Smoltz and Tom Glavine in Games One and Two, the Padres matched Sterling Hitchcock against four-time Cy Young winner Greg Maddux in Game Three. Hitchcock and four relievers combined to allow just one run on eight hits and struck out 12. Trailing, 2-1, the Braves had one last chance in the eighth with the bases loaded and two outs, but Trevor Hoffman came in from the pen to fan Javy Lopez. The Padres won again, 4-1, this time in front of 62,779 crazed fans at "The Q" (Qualcomm Stadium). San Diego moved to within one win of a trip to the World Series.

The Braves, however, refused to go down without a fight. An Andres Galaragga grand slam capped a six-run seventh, as Atlanta rallied for an 8-3 win in Game Four. The Braves then sent the series back to Atlanta with a stirring 7-6 win in Game Five. The key blow came on a three-run, eighth-inning homer by Michael Tucker off Kevin Brown. Brown had come out of the bullpen to try to protect a 4-2 lead. The long ball capped a five-run eighth, and the Braves hung on for a 7-6 win.

Back at Turner Field, Sterling Hitchcock took it upon himself to assure that the Braves would not become the first team in postseason history to overcome a three-games-to-none deficit. The eventual NLCS MVP struck out eight in 5.0 innings of two-hit, shutout ball. Locked in a scoreless duel with Tom Glavine, the Padres exploded for five runs in the sixth. Brian Boehringer, Mark Langston, Joey Hamilton and Trevor Hoffman then combined for 4.0 innings of no-hit, no-run relief, as the Padres advanced to their second World Series with a 5-0 win.

GAME 1

Wednesday, October 7 at Atlanta

SAN DIEGO 0 0 0 0 1 0 0 1 0 1 - 3 7 0
Atlanta 0 0 1 0 0 0 0 0 1 0 - 2 8 3

WP - Hoffman
LP - Lichtenberg
SV - Wall

GAME 2

Thursday, October 8 at Atlanta

SAN DIEGO 0 0 0 0 0 1 0 0 2 - 3 11 0
Atlanta 0 0 0 0 0 0 0 0 0 - 0 3 1

WP - Brown
LP - Glavine
SV - None

GAME 3

Saturday, October 10 at San Diego

Atlanta 0 0 1 0 0 0 0 0 0 - 1 8 2
SAN DIEGO 0 0 0 0 2 0 0 2 x - 4 7 0

WP - Hitchcock
LP - Maddux
SV - Hoffman

GAME 4

Sunday, October 11 at San Diego

Atlanta 0 0 0 1 0 1 6 0 0 - 8 12 0
SAN DIEGO 0 0 2 0 0 1 0 0 0 - 3 8 0

WP - Martinez
LP - Hamilton
SV - None

GAME 5

Monday, October 12 at San Diego

Atlanta 0 0 0 1 0 1 0 5 0 - 7 14 1
SAN DIEGO 2 0 0 0 0 2 0 0 2 - 6 10 1

WP - Rocker
LP - Brown
SV - Maddux

GAME 6

Wednesday, October 14 at Atlanta

SAN DIEGO 0 0 0 0 0 5 0 0 0 - 5 10 0
Atlanta 0 0 0 0 0 0 0 0 0 - 0 2 1

WP - Hitchcock
LP - Glavine
SV - None



HISTORY & RECORDS

1998 WORLD SERIES

As they did in their first World Series appearance 14 years earlier, the Padres ran into a club coming off of one of the greatest seasons in Major League history when they faced the New York Yankees in the Fall Classic. In 1984, the Detroit Tigers had raced out to a 31-5 start en route to 104 regular season wins and an eventual Series victory over San Diego. This time around, the Yankees had tied an American League record with 114 regular season wins before edging out the Rangers and Indians in the AL playoffs. Although the Padres would go down in four consecutive games, they would not go down without a fight.

After falling behind 2-0 after two innings in the series opener at Yankee Stadium, the Friars stormed to a 5-2 lead on a two-run homer off the bat of Greg Vaughn in the third and back-to-back long balls by Tony Gwynn and Vaughn in the fifth. Gwynn's two-run shot, which bounced off the facade of the upper deck in right field, would be among the most memorable moments of his Hall-of-Fame career. The lead held up until the seventh inning, when New York exploded for seven runs on two swings of the bat. Chuck Knoblauch tied the game with a three-run homer. Five batters later, Tino Martinez slugged a game-winning grand slam as the Yanks went on to a 9-6 Series-opening victory.

The late-inning momentum carried into Game Two for the Bronx Bombers, who kept the Padres off the board in the top of the first when Paul O'Neill robbed Wally Joyner of extra-bases with a circus catch against the wall with two on and two out. New York then scored nine runs on 14 hits in the first five innings on the way to a 9-3 win and a commanding two games to none lead before the series shifted to the West Coast.

Although the odds were against their team, Padres fans kept the faith as they turned out in record numbers for Games Three and Four at Qualcomm Stadium. Sterling Hitchcock and David Cone matched each other pitch-for-pitch in Game Three until the sixth, when San Diego busted through in a scoreless game. An RBI single by Tony Gwynn followed by a throwing error gave the Padres a 2-0 lead. Ken Caminiti lifted a sacrifice fly two batters later, and the Padres led 3-0. But the Yankees came back again, with two in the seventh and three in the eighth on a back-breaking three-run homer off the bat of eventual World Series MVP Scott Brosius. The Padres closed to within 5-4 in the eighth and had the tying and winning runs on in the ninth before Mariano Rivera put out the fire and left the Yankees on the brink of the world championship.

In front of the largest crowd to ever see a baseball game in San Diego — 65,427 — the Padres and Yankees were locked in a scoreless tie in Game Four until the sixth, when New York broke through against Kevin Brown on an RBI groundout by Bernie Williams. Then in the eighth, the Yanks extended the lead on an RBI single by Brosius and a sac fly off the bat of Ricky Ledee. Rivera worked out of a bases-loaded jam in the eighth and shut down the Padres in the ninth as the Yankees closed out their 24th World Series Championship.

GAME 1

Saturday, October 17 at New York

SAN DIEGO 0 0 2 0 3 0 0 1 0 - 6 8 1
New York 0 2 0 0 0 0 7 0 x - 9 9 1

WP - Wells
LP - Wall
SV - Rivera

GAME 2

Sunday, October 18 at New York

SAN DIEGO 0 0 0 0 1 0 0 2 0 - 3 10 1
New York 3 3 1 0 2 0 0 0 x - 9 16 0

WP - Hernandez
LP - Ashby
SV - None

GAME 3

Tuesday, October 20 at San Diego

New York 0 0 0 0 0 0 2 3 0 - 5 9 1
SAN DIEGO 0 0 0 0 0 0 3 0 1 0 - 4 7 1

WP - Mendoza
LP - Hoffman
SV - Rivera

GAME 4

Wednesday, October 21 at San Diego

New York 0 0 0 0 0 1 0 2 0 - 3 9 0
SAN DIEGO 0 0 0 0 0 0 0 0 0 - 0 7 0

WP - Pettitte
LP - Brown
SV - Rivera





HISTORY & RECORDS

2005 NATIONAL LEAGUE DIVISION SERIES

The Padres, crowned National League West Champions with an 82-80 record, traveled to St. Louis to face the NL Central Champion Cardinals in the second postseason meeting between the two clubs, having met in the 1996 NLDS.

San Diego sent National League strikeout leader Jake Peavy to the mound in Game One while the Cardinals, owners of the best regular season record in baseball with a mark of 100-62, countered with ace Chris Carpenter. Peavy was tagged for eight runs on eight hits over 4.1 innings and was forced from the game by a fractured rib suffered earlier that would sideline him for the rest of the playoffs. The Padres rallied late, scoring three runs in the ninth to cut the lead to 8-5 before Ramon Hernandez struck out with the bases loaded to end the game.

Pedro Astacio, the starting pitcher against the San Francisco Giants when the Padres clinched the NL West title on September 28, started for the Friars in Game Two at Busch Stadium. Despite allowing just three hits, Astacio was done in by three walks, including one to Albert Pujols that plated the Cardinals second run of the contest. The Padres scored two late runs and out-hit St. Louis for a second consecutive game, but fell by a score of 6-2. Mark Mulder earned the win, while Astacio was saddled with the loss.

The Padres returned to San Diego two days later, trailing two games to none, to host the first-ever postseason game at Petco Park. St. Louis shortstop David Eckstein led off the game with a single off Woody Williams, who had spent parts of four seasons from 2001-04 with the Cardinals. Two batters later, Eckstein would score on a double by Albert Pujols. In the second inning, Eckstein added a two-run home run while Reggie Sanders connected for a two-run double to give him a NLDS-record 10 RBI for the Series and the Cardinals a 5-0 lead after two frames. To their credit, the Bruce Bochy led Friars mounted another comeback after trailing 7-0 after five innings, but Jason Isringhausen retired Ryan Klesko with two on in the ninth inning to preserve a 7-4 victory and finish the three-game sweep.

GAME 1

Tuesday, October 4 at St. Louis

SAN DIEGO 0 0 0 0 0 1 1 3 - 5 13 1
St. Louis 1 0 3 0 4 0 0 0 x - 8 10 1

WP - Carpenter
LP - Peavy
SV - None

GAME 2

Thursday, October 6 at St. Louis

SAN DIEGO 0 0 0 0 0 1 1 0 - 2 10 1
St. Louis 0 0 2 2 0 0 2 0 x - 6 6 0

WP - Mulder
LP - Astacio
SV - None

GAME 3

Saturday, October 8 at San Diego

St. Louis 1 4 0 0 2 0 0 0 - 7 13 1
SAN DIEGO 0 0 0 0 2 0 1 1 0 - 4 9 0

WP - Morris
LP - Williams
SV - Isringhausen



**DIVISION
SERIES™
05**

HISTORY & RECORDS

2006 NATIONAL LEAGUE DIVISION SERIES

San Diego won its second straight National League West Division title in 2006 and made back-to-back trips to the postseason for the first time in franchise history. The Padres finished with an identical 88-74 record as the Los Angeles Dodgers, but claimed the crown after winning the season series, 13-5.

The Friars drew the St. Louis Cardinals in the first-round of the playoffs for the second consecutive year, marking the third playoff meeting between the two clubs since 1996.

After taking two of three from the Cardinals in the final week of the regular season, the Padres sent ace Jake Peavy to the mound for Game One at Petco Park. Peavy blanked the Cards for 3.0 innings before giving up five runs over the next 2.1 frames. 2005 National League Cy Young Award winner Chris Carpenter limited San Diego to only one run as the Cardinals beat the Padres 5-1.

Following an off day, the Padres sent veteran David Wells to the mound for Game Two. Wells held St. Louis to only two runs over 5.0 innings, but was opposed by Jeff Weaver who combined with four relievers to blank San Diego 2-0 in front of a hometown crowd of 43,463.

Facing elimination, the Padres traveled to St. Louis for Game Three. Eleven-game winner Chris Young took the ball for San Diego and shut out the Cardinals for 6.2 innings at the new Busch Stadium. Russell Branyan gave the club its first lead in the series with a two-run double in the fourth inning, and all-time saves leader Trevor Hoffman pitched a perfect ninth for his first postseason save since the 1998 NLCS. The 3-1 win marked the first postseason victory for the Padres since clinching the National League Pennant in 1998.

St. Louis returned Carpenter to the mound for Game Four and he was countered by veteran Woody Williams. Both starters surrendered two runs in the first inning but Carpenter settled in to throw 6.0 scoreless frames. The Cardinals struck for four runs in the sixth as the eventual World Series Champions sent the Padres home after a 6-2 defeat.

GAME 1

Tuesday, October 3 at San Diego

St. Louis 0 0 0 3 1 1 0 0 0 - 5 12 0
SAN DIEGO 0 0 0 0 0 1 0 0 0 - 1 6 0

WP - Carpenter
LP - Peavy
SV - None

GAME 2

Thursday, October 5 at San Diego

St. Louis 0 0 0 2 0 0 0 0 0 - 2 10 0
SAN DIEGO 0 0 0 0 0 0 0 0 0 - 0 4 0

WP - Weaver
LP - Wells
SV - Wainwright

GAME 3

Saturday, October 7 at St. Louis

SAN DIEGO 0 0 0 3 0 0 0 0 0 - 3 10 0
St. Louis 0 0 0 0 0 0 1 0 - 1 5 2

WP - Young
LP - Suppan
SV - Hoffman

GAME 4

Sunday, October 8 at St. Louis

SAN DIEGO 2 0 0 0 0 0 0 0 0 - 2 9 1
St. Louis 2 0 0 0 4 0 0 x - 6 7 0

WP - Carpenter
LP - Williams
SV - None





ALL-TIME ROSTER (1969-2014)

Through the end of the 2014 season, 887 players have appeared in at least one game for the Padres.

A (35)

Abner, Shawn (1987-91)
 Acosta, Ed (1971-72)
 Adams, Mike (2008-11)
 Adkins, Jon (2006)
 Aldrete, Mike (1991)
 Alexander, Manny (2005-2006)
 Alfonzo, Eliezer (2009)
 Allen, Dusty (2000)
 Almanzar, Carlos (1999-2000)
 Almon, Bill (1974-79)
 Almonte, Abraham (2014-)
 Alomar, Roberto (1988-90)
 Alomar Jr., Sandy (1988-89)
 Alonso, Yonder (2012-)
 Alou, Matty (1974)
 Alvarez, Gabe (2000)
 Alvarez, R.J. (2014)
 Amarista, Alexi (2012-)
 Ambres, Chip (2008)
 Ambriz, Hector (2014)
 Andersen, Larry (1991-92)
 Anderson, Dwain (1973)
 Antonelli, Matt (2008-10)
 Arcia, Jose (1969-70)
 Arias, Alex (2001)
 Arias, George (1997-99)
 Arlin, Steve (1969-74)
 Armstrong, Mike (1980-81)
 Asadoor, Randy (1986)
 Ashby, Andy (1993-99, 2004)
 Ashford, Tucker (1976-78)
 Astacio, Pedro (2005)
 Aurilia, Rich (2004)
 Ausmus, Brad (1993-96)
 Azocar, Oscar (1991-92)

B (80)

Baek, Cha Seung (2008-09)
 Baerga, Carlos (1999)
 Baker, Chuck (1978, 1980)
 Baker, John (2012-13)
 Baldschun, Jack (1969-70)
 Banks, Josh (2008-09)
 Bard, Josh (2006-08)
 Barfield, Josh (2006)
 Barker, Kevin (2002)
 Barrett, Marty (1991)
 Barrett, Michael (2007-08)
 Bartlett, Jason (2011-12)
 Barton, Bob (1970-72, 1974)
 Bass, Anthony (2011-13)
 Bass, Randy (1980-82)
 Batchelor, Rich (1997)
 Baxter, Mike (2010)
 Bay, Jason (2003)
 Beamon, Trey (1997)
 Bean, Billy (1993-95)
 Beck, Rod (2003-04)
 Beckert, Glenn (1974-75)
 Bell, Derek (1993-94)
 Bell, Heath (2007-11)
 Bellhorn, Mark (2006)
 Benes, Andy (1989-95)
 Benoit, Joaquin (2014-)
 Bennett, Gary (2003)
 Bergman, Sean (1996-97)

Bernal, Victor (1977)
 Berumen, Andres (1995-96)
 Beswick, Jim (1978)
 Bevacqua, Kurt (1979-80, 1982-85)
 Bilardello, Dann (1991-92)
 Blair, Dennis (1980)
 Blair, Willie (1995-96)
 Blanco, Henry (2009)
 Blanks, Kyle (2009-2014)
 Blefary, Curt (1972)
 Blum, Geoff (2005, 2006-2007)
 Bocachica, Hiram (2007)
 Bochtler, Doug (1995-97)
 Bochy, Bruce (1983-87)
 Boehringer, Brian (1998-2000)
 Bones, Ricky (1991)
 Bonilla, Juan (1981-83)
 Booker, Greg (1983-89)
 Boone, Bret (2000)
 Boone, Dan (1981-82)
 Bowen, Rob (2006-2007)
 Boxberger, Brad (2012-13)
 Boyd, Jason (2002)
 Boyer, Blaine (2014)
 Brach, Brad (2011-13)
 Bradley, Milton (2007)
 Bragg, Darren (2004)
 Branyan, Russell (2006-2007)
 Bravo, Angel (1971)
 Brazelton, Dewon (2006)
 Breslow, Craig (2005)
 Briggs, Dan (1979)
 Brocaill, Doug (1992-94, 2007)
 Brower, Jim (2006)
 Brown, Bobby (1983-85)
 Brown, Chris (1987-88)
 Brown, Emil (2001)
 Brown, Jarvis (1993)
 Brown, Kevin (1998)
 Brown, Ollie (1969-72)
 Bruske, Jim (1997, 1998)
 Buchanan, Brian (2002-04)
 Buckner, Billy (2014)
 Bumbry, Al (1985)
 Burke, Chris (2009)
 Burke, Greg (2009)
 Burns, Cory (2012)
 Burroughs, Sean (2002-05)
 Burrows, Terry (1997)
 Byers, Randell (1987-88)
 Bynum, Mike (2002-04)

C (61)

Cabrera, Everth (2009-2014)
 Caldwell, Mike (1971-73)
 Cameron, Kevin (2007-08)
 Cameron, Mike (2006-2007)
 Caminiti, Ken (1995-98)
 Campbell, Dave (1970-73)
 Campbell, Mike (1994)
 Campos, Leonel (2014-)
 Cannizzaro, Chris (1969-71, 1974)
 Cantu, Jorge (2011)
 Cardona, Javier (2002)
 Carlin, Luke (2008)
 Carlyle, Buddy (1999-2000)
 Carpenter, Andrew (2011)

Carrillo, Cesar (2009-10)
 Carter, Joe (1990)
 Cash, Dave (1980)
 Cashner, Andrew (2012-)
 Cassel, Jack (2007)
 Cassidy, Scott (2005-2006)
 Castilla, Vinny (2006)
 Castillo, Tony (1978)
 Cedeno, Andujar (1995-96)
 Cedeno, Ronny (2013)
 Champion, Mike (1976-78)
 Chiffer, Floyd (1982-84)
 Cianfrocco, Archi (1993-98)
 Ciriaco, Pedro (2013)
 Cirillo, Jeff (2004)
 Clark, Brady (2007)
 Clark, Jack (1989-90)
 Clark, Jerald (1988-92)
 Clark, Jermaine (2003)
 Clark, Tony (2008)
 Clark, Phil (1993-95)
 Clarke, Horace (1974)
 Clement, Matt (1998-2000)
 Clements, Pat (1989-92)
 Colangelo, Mike (2001)
 Colbert, Nate (1969-74)
 Comstock, Keith (1987-88)
 Condrey, Clay (2002-03)
 Conrad, Brooks (2014)
 Coolbaugh, Scott (1991)
 Coombs, Danny (1970-71)
 Cora, Joey (1987, 1989-90)
 Corey, Bryan (2008)
 Corkins, Mike (1969-74)
 Corrales, Pat (1972-73)
 Correia, Kevin (2009-10)
 Costello, John (1991)
 Couchee, Mike (1983)
 Crabbe, Callix (2008)
 Crespo, Cesar (2001-02)
 Cruz, Deivi (2002)
 Cruz Jr., Jose (2007)
 Cunnane, Will (1997-2000)
 Cunningham, Aaron (2010- 2011)
 Curtis, John (1980-82)
 Cust, Jack (2006)
 Cyr, Eric (2002)

D (38)

D'Acquisto, John (1977-80)
 Dade, Paul (1979-80)
 Darnell, James (2011-12)
 Darr, Mike (1999-2001)
 Dasenozo, Doug (1996)
 DaVanon, Jerry (1969)
 Davey, Tom (2000-02)
 Davis, Ben (1998-01)
 Davis, Bill (1969)
 Davis, Bob (1973, 1975-78)
 Davis, Jerry (1983, 1985)
 Davis, John (1990)
 Davis, Mark (1987-89, 1993-94)
 Davis, Storm (1987)
 Davis, Willie (1976)
 Deago, Roger (2003)
 Dean, Tommy (1969-71)
 Decker, Jaff (2013)

ALL-TIME ROSTER (1969-2014)

Decker, Marty (1983)
 Deduno, Samuel (2011)
 Deer, Rob (1996)
 Denorfia, Chris (2010-2014)
 De Haan, Kory (2000-02)
 De La Cruz, Eulogio (2009)
 DeLeon, Luis (1982-85)
 DeWitt, Matt (2002)
 Deshaies, Jim (1992)
 Despaigne, Odrisamer (2014-)
 Dilone, Miguel (1985)
 Dishman, Glenn (1995-96)
 Dobson, Pat (1970)
 Dorsett, Brian (1991)
 Doyle, Paul (1970)
 Dravecky, Dave (1982-87)
 Dukes, Tom (1969-70)
 Dunne, Mike (1990)
 Dupree, Mike (1976)
 Durango, Luis (2009-10)

E (17)

Eaton, Adam (2000-05)
 Eckstein, David (2009-10)
 Edmonds, Jim (2008)
 Edwards, Dave (1981-82)
 Eichelberger, Juan (1978-82)
 Eiland, David (1992-93)
 Ekstrom, Mike (2008-09)
 Elliott, Donnie (1994-95)
 Elliott, Randy (1972, 1974)
 Embree, Alan (2002, 2006)
 Ensberg, Morgan (2007)
 Erdos, Todd (1997, 2000)
 Erlin, Robbie (2013-)
 Estes, Shawn (2006, 2008)
 Ettles, Mark (1993)
 Evans, Barry (1978-81)
 Everitt, Leon (1969)

F (27)

Fahey, Bill (1979-80)
 Falkenborg, Brian (2005, 2008)
 Falu, Irving (2014)
 Faries, Paul (1990-92)
 Fernandez, Tony (1991-92)
 Ferrara, Al (1969-71)
 Fick, Robert (2004-05)
 Fikac, Jeremy (2001-2002)
 Fingers, Rollie (1977-80)
 Finley, Steve (1995-98)
 Fiore, Mike (1972)
 Fireovid, Steve (1981, 1983)
 Flaherty, John (1996-97)
 Flannery, Tim (1979-89)
 Florie, Bryce (1994-96)
 Floyd, Cliff (2009)
 Folkers, Rich (1975-76)
 Forsythe, Logan (2011-13)
 Foster, Alan (1975-76)
 Francoeur, Jeff (2014)
 Franklin, Jay (1971)
 Freisleben, Dave (1974-78)
 Frieri, Ernesto (2009-12)
 Frisella, Danny (1975)
 Fuentes, Raymond (2013)
 Fuentes, Tito (1975-76)
 Fulchino, Jeff (2011)

G (56)

Gallagher, Sean (2009-10)
 Gamble, Oscar (1978)
 Gant, Ron (2002)
 Garces, Frank (2014-)
 Garcia, Carlos (1999)
 Garcia, Jesse (2005)
 Garcia, Ralph (1972, 1974)
 Gardner, Jeff (1992-93)
 Gardner, Wes (1991)
 Garland, Jon (2010)
 Garvey, Steve (1983-87)
 Gaspar, Rod (1971, 1974)
 Gaston, Clarence (1969-74)
 Gaudin, Chad (2009)
 Geer, Josh (2008-09)
 Geren, Bob (1993)
 Gerhardt, Rusty (1974)
 Germano, Justin (2003-05, 2007-08)
 Gerut, Jody (2008-09)
 Giles, Brian (2003-09)
 Giles, Marcus (2007)
 Giovanola, Ed (1998-99)
 Goddard, Joe (1972)
 Goebbert, Jake (2014-)
 Gomez, Chris (1996-2001)
 Gomez, Pat (1993)
 Gonzalez, Adrian (2006-10)
 Gonzalez, Alberto (2011)
 Gonzalez, Alex (2004)
 Gonzalez, Edgar (2008-09)
 Gonzalez, Enrique (2008)
 Gonzalez, Fernando (1978-79)
 Gonzalez, Tony (1969)
 Gonzalez, Wiki (1999-2003)
 Gorman, Tom (1987)
 Gossage, Rich (1984-87)
 Grandal, Yasmani (2012-14)
 Grant, Mark (1987-90)
 Green, Gary (1986, 1989)
 Greene, Khalil (2003-08)
 Greer, Brian (1977, 1979)
 Gregerson, Luke (2009-13)
 Greif, Bill (1972-76)
 Griffin, Mike (1982)
 Griffin, Tom (1976-77)
 Grubb, John (1972-76)
 Guevara, Carlos (2008)
 Gutierrez, Ricky (1993-94)
 Guzman, Domingo (1999-2000)
 Guzman, Freddy (2004)
 Guzman, Jesus (2011-13)
 Gwosdz, Doug (1981-84)
 Gwynn, Chris (1996)
 Gwynn, Tony (1982-2001)
 Gwynn Jr., Tony (2009-10)
 Gyorko, Jedd (2013-)

H (61)

Hackman, Luther (2003)
 Haeger, Charlie (2008)
 Hahn, Don (1975)
 Hahn, Jesse (2014)
 Hairston, Scott (2007-09, 2010)
 Hairston Jr., Jerry (2010)
 Hamilton, Joey (1994-98)
 Hammaker, Atlee (1990-91)
 Hammond, Chris (2005)

Hampson, Justin (2007-08)
 Hamren, Erik (2011)
 Hansen, Dave (2003-04)
 Harang, Aaron (2011)
 Hardy, Larry (1974-75)
 Hargrove, Mike (1979)
 Harris, Gene (1992-94)
 Harris, Greg (1984)
 Harris, Greg W. (1988-93)
 Hawkins, Andy (1982-88)
 Hawpe, Brad (2011)
 Hayhurst, Dirk (2008)
 Hayward, Ray (1986-87)
 Headley, Chase (2007-14)
 Henderson, Rickey (1996-97, 2001)
 Hendrick, George (1977-78)
 Henn, Sean (2008)
 Hensley, Clay (2005-08)
 Herbel, Ron (1970)
 Herges, Matt (2003)
 Hermanson, Dustin (1995-96)
 Hermida, Jeremy (2011-12)
 Hernandez, Carlos (1997-2000)
 Hernandez, Enzo (1971-77)
 Hernandez, Jeremy (1991-93)
 Hernandez, Ramon (2004-05)
 Herndon, Junior (2001)
 Higgins, Kevin (1993)
 Hilton, Dave (1972-75)
 Hill, Shawn (2009)
 Hinshaw, Alex (2012)
 Hinshaw, George (1982-83)
 Hitchcock, Sterling (1997- 2001, 2004)
 Hoffman, Trevor (1993-2008)
 Holbert, Ray (1994-95)
 Holtz, Mike (2002)
 Howard, Ben (2002-03)
 Howard, Thomas (1990-92)
 Howell, Jack (1991)
 Hoyt, LaMarr (1985-86)
 Hriniaak, Walt (1969)
 Hubbard, Trenidad (2002)
 Huber, Justin (2008)
 Hudson, Orlando (2011-12)
 Hundley, Nick (2008-14)
 Hundley, Randy (1975)
 Hunter, Cedric (2011)
 Huntz, Steve (1970, 1975)
 Hurst, Bruce (1989-93)
 Hyers, Tim (1994-95)
 Hynes, Colt (2013)
 Hyzdu, Adam (2005)

I (3)

Iguchi, Tadahito (2008)
 Iorg, Dane (1986)
 Ivie, Mike (1971, 1974-77)

J (26)

Jackson, Damian (1999-2001, 2005)
 Jackson, Danny (1997)
 Jackson, Darrin (1989-92)
 Jackson, Roy Lee (1985)
 James, Chris (1989)
 Jarvis, Kevin (2000-03)
 Jefferson, Stan (1987-88)
 Jestadt, Garry (1971-72)
 Jeter, John (1971-72)
 Jimenez, D'Angelo (2001-02)



ALL-TIME ROSTER (1969-2014)

Jodie, Brett (2001)
Johnson, Ben (2005-2006)
Johnson, Brian (1994-96)
Johnson, Jerry (1975-76)
Johnson, Jonathan (2002)
Johnson, Mike (1974)
Johnson, Rob (2011)
Johnstone, Jay (1979)
Jones, Bobby J. (2001-02)
Jones, Bobby M. (2002)
Jones, Chris (1997)
Jones, Jimmy (1986-88)
Jones, Randy (1973-80)
Jones, Ruppert (1981-83)
Joshua, Von (1980)
Joyner, Wally (1996-99)

K (25)

Kahaulua, Fred (1981)
Kazmar, Sean (2008)
Keisler, Randy (2003)
Kelley, Dick (1969-71)
Kelly, Casey (2012-)
Kelly, Van (1969-70)
Kendall, Fred (1969-76, 1979-80)
Kennedy, Ian (2013-)
Kennedy, Terry (1981-86)
Kershner, Jason (2002)
Kilkenny, Mike (1972)
Kingman, Dave (1977)
Kingsale, Gene (2002)
Kinney, Dennis (1978-80)
Kirby, Clay (1969-73)
Klesko, Ryan (2000-2006)
Knott, Jon (2004, 2006)
Kolb, Brandon (2000)
Kotsay, Mark (2001-03, 2012-13)
Kouzmanoff, Kevin (2007-09)
Kroon, Marc (1995, 1997-98)
Krueger, Bill (1994-95)
Krug, Chris (1969)
Kruk, John (1986-89)
Kubiak, Ted (1975-76)

L (49)

LaForest, Pete (2007)
Lampkin, Tom (1990-92, 2002)
Lancellotti, Rick (1982)
Lane, Jason (2007, 2014-)
Langston, Mark (1998)
Lankford, Ray (2001-02)
Lansford, Joe (1982-83)
LaPoint, Dave (1986)
LaRocca, Greg (2000)
Latos, Mat (2009-2011)
Lawrence, Brian (2001-05)
Laxton, Bill (1971, 1974)
Layne, Tommy (2012-13)
LeBlanc, Wade (2008-11)
Lee, David (2001)
Lee, Derrek (1997)
Lee, Leron (1971-73)
Lee, Mark (1978-79)
Ledezma, Wil (2007-08)
Lefebvre, Joe (1981-83)
Lefferts, Craig (1984-87, 1990-92)
Leiper, Dave (1987-89)
Leone, Justin (2006)
Lewis, Jim (1991)
Leyritz, Jim (1998-99)

Lezcano, Sixto (1982-83)
Libran, Francisco (1969)
Lilliquist, Derek (1990-91)
Linebrink, Scott (2003-2007)
Liriano, Rymer (2014-)
Littlefield, John (1981)
Livingstone, Scott (1994-97)
Lobaton, Jose (2009)
Lockhart, Keith (1994, 2003)
Locklear, Gene (1973-76)
Loewer, Carlton (2001, 2003)
Lolich, Mickey (1978-79)
Lollar, Tim (1981-84)
Long, Joey (1997)
Long, Terrence (2004)
Lopez, Arturo (2009)
Lopez, Luis (1993-94, 1996)
Lopez, Rodrigo (2000)
Loretta, Mark (2003-05)
Lucas, Gary (1980-83)
Ludwick, Ryan (2010-11)
Luebke, Cory (2010-)
Lundquist, David (2001-02)
Lynn, Fred (1990)

M (79)

Mabry, John (2000)
Macias, Drew (2007-09)
Mack, Shane (1987-88)
Mackowiak, Rob (2007)
Maddux, Greg (2007-08)
Maddux, Mike (1991-92)
Magadan, Dave (1999-2001)
Manuel, Jerry (1982)
Marquis, Jason (2012-13)
Marshall, Dave (1973)
Martin, Al (2000)
Martinez, Carmelo (1984-89)
Martinez, Jose (1994)
Martinez, Luis (2011)
Martinez, Pedro (1993-94)
Mason, Don (1971-73)
Mason, Roger (1993)
Matos, Julius (2002)
Matthews, Mike (2003)
Matthews Jr., Gary (1999, 2003)
Maurer, Dave (2000-01)
Mausser, Tim (1993-95)
May, Darrell (2005)
Maybin, Cameron (2011-)
McAndrew, Jim (1974)
McAnulty, Paul (2005-08)
McBean, Alvin (1969)
McCool, Billy (1969)
McCovey, Willie (1974-76)
McCullers, Lance (1985-88)
McDavid, Ray (1994-95)
McElroy, Chuck (2001)
McGriff, Fred (1991-93)
McIntosh, Joe (1974-75)
McLeary, Marty (2004)
McReynolds, Kevin (1983-86)
Meadows, Brian (2000)
Medica, Tommy (2013-)
Melendez, Jose (1991-92)
Melendez, Luis (1976-77)
Menhart, Paul (1997)
Mendez, Donaldo (2001, 2003)
Meredith, Cla (2006-09)
Merloni, Lou (2003)

Metzger, Butch (1975-77)
Miceli, Dan (1998-99)
Middlebrook, Jason (2001-02)
Mikolas, Miles (2012-13)
Miller, Bob (1971, 1973)
Miller, Ed (1984)
Mirabelli, Doug (2006)
Mitchell, Kevin (1987)
Monge, Sid (1983-84)
Montanez, Willie (1980)
Montefusco, John (1982-83)
Montgomery, Steve (2000)
Moore, Adam (2014)
Morales, Jerry (1969-73)
Morales, Rich (1973-74)
Moreland, Keith (1988)
Moreno, Edwin (2009)
Moreno, Jose (1981)
Moreno, Juan (2002)
Morton, Colt (2007-08)
Moseley, Dustin (2011-12)
Moses, Jerry (1975)
Mota, Jose (1991)
Mouton, James (1998)
Mujica, Edward (2009-10)
Mulligan, Sean (1996)
Mumphrey, Jerry (1980)
Mura, Steve (1978-81)
Murphy, Dan (1989)
Murray, Heath (1997, 1999)
Murrell, Ivan (1969-73)
Myers, Greg (1998-99)
Myers, Randy (1992, 1998)
Myers, Rodney (2000-02)
Myrow, Bryan (2007-08)

N (19)

Nady, Xavier (2000, 2003-05, 2014)
Nagy, Charles (2003)
Neal, Blaine (2004)
Nelson, Chris (2014)
Nelson, Rob (1987-90)
Neshek, Pat (2011)
Nevin, Phil (1999-05)
Newfield, Marc (1995-96)
Newhan, David (1999-2000)
Nettles, Graig (1984-86)
Nicholson, Kevin (2000)
Nickle, Doug (2002)
Niekro, Joe (1969)
Nieves, Melvin (1993-95)
Nieves, Wil (2002)
Nolte, Eric (1987-89, 1991)
Norman, Fred (1971-73)
Nunez, Jose (2001-2002)
Nyman, Gerry (1970)

O (15)

Ohlendorf, Ross (2012)
Ojeda, Miguel (2003-05)
Olivo, Miguel (2005)
Oquist, Mike (1996)
Oropesa, Eddie (2004)
Orosco, Jesse (2003)
Osting, Jimmy (2001)
O'Sullivan, Sean (2013)
Osuna, Al (1996)
Osuna, Antonio (2004)
Otsuka, Akinori (2004-05)
Owchinko, Bob (1976-79)

ALL-TIME ROSTER (1969-2014)

Owens, Eric (1999-2000)
Owings, Micah (2012)
Oxspring, Chris (2005)

P (38)

Pagliarulo, Mike (1989-90)
Palacios, Vicente (2000)
Palmer, Lowell (1974)
Palmer, Matt (2012)
Parent, Mark (1986-90)
Park, Chan Ho (2005-2006)
Parrino, Andy (2011-12)
Patterson, Bob (1985)
Patterson, Eric (2011)
Patterson, Scott (2008)
Patton, Troy (2014)
Payton, Jay (2004)
Pearson, Jason (2002)
Peavy, Jake (2002-09)
Pelaez, Alex (2002)
Pena, Roberto (1969)
Perdomo, Luis (2009-10)
Perez, Oliver (2002-03)
Perez, Santiago (2001)
Perkins, Broderick (1978-82)
Perlozzo, Sammy (1979)
Perry, Gaylor (1978-79)
Petagine, Roberto (1995)
Peterson, Adam (1991)
Peterson, Jace (2014)
Pettis, Gary (1992)
Phillips, Kyle (2011)
Phillips, Mike (1981)
Phoebus, Tom (1971-72)
Piazza, Mike (2006)
Pickford, Kevin (2002)
Pittman, Joe (1982)
Plantier, Phil (1993-95, 1997)
Podres, Johnny (1969)
Poreda, Aaron (2009)
Presley, Jim (1991)
Puffer, Brandon (2004)
Pyznarski, Tim (1986)

Q (5)

Quackenbush, Kevin (2014-)
Qualls, Chad (2011)
Quantrill, Paul (2005)
Quentin, Carlos (2012-)
Quintero, Humberto (2003-04)

R (60)

Rader, Doug (1976-77)
Rakers, Aaron (2007)
Ramirez, Mario (1981-85)
Ramirez, Roberto (1998)
Ramos, Cesar (2009-10)
Randa, Joe (2005)
Ransom, Cody (2013)
Rasmussen, Dennis (1983, 1988-91)
Rasmussen, Eric (1978-80)
Ready, Randy (1986-89)
Reberger, Frank (1969)
Redding, Tim (2005)
Reed, Jody (1995-96)
Reed, Steve (2002)
Reineke, Chad (2008)
Relaford, Desi (2000)
Rettenmund, Merv (1976-77)
Reyes, Carlos (1998, 1999, 2000)

Reyes, Dennys (2005)
Reynolds, Don (1978-79)
Reynolds, Ken (1976)
Reynolds, Ronn (1990)
Richard, Clayton (2009-13)
Richards, Gene (1977-83)
Riggs, Adam (2001)
Ring, Royce (2007)
Rivera, Mike (2003)
Rivera, Rene (2013-14)
Rivera, Roberto (1999)
Rivera, Ruben (1997-2000)
Rizzo, Anthony (2011)
Roa, Joe (2003)
Roach, Donn (2014)
Roberts, Dave A. (1969-71)
Roberts, Dave R. (2005-2006)
Roberts, Dave W. (1972-75, 1977-78)
Roberts, Leon (1986, '88-91, '94-95)
Robinson, Chris (2013)
Robinson, Dave (1970-71)
Robinson, Kerry (2004)
Robles, Oscar (2007)
Robles, Rafael (1969-70, 1972)
Rodriguez, Aurelio (1980)
Rodriguez, Eddy (2012)
Rodriguez, Edwin (1983, 1985)
Rodriguez, Luis (2008-09)
Rodriguez, Rich (1990-93)
Rodriguez, Roberto (1970)
Roenicke, Ron (1984)
Romero, Mandy (1997-98)
Romo, Vicente (1973-74)
Rosenberg, Steve (1991)
Roskos, John (2000)
Ross, David (2005)
Ross, Gary (1969-74)
Ross, Tyson (2013-)
Royster, Jerry (1985-86)
Ruberto, Sonny (1969)
Rusch, Glendon (2008)
Russell, Adam (2009-10)

S (85)

Sager, A.J. (1994)
Salazar, Luis (1980-84, 1987, 1989)
Salazar, Oscar (2009-10)
Sanchez, Duaner (2009)
Sanders, Reggie (1999)
Sanders, Scott (1993-96, 1998)
Santiago, Benito (1986-92)
Santorini, Al (1969-71)
Sawyer, Rick (1976-77)
Scanlon, Pat (1977)
Schaeffer, Mark (1972)
Schiraldi, Calvin (1989-90)
Schulze, Don (1989)
Scott, John (1974-75)
Scott, Tim (1991-93, 1997)
Scribner, Evan (2011)
Seanez, Rudy (1993, 2001, 2005, 2006)
Sears, Todd (2003)
Selma, Dick (1969)
Seminara, Frank (1992-93)
Serafini, Dan (2000)
Serrano, Wascar (2001)
Severinsen, Al (1971-72)
Sharon, Dick (1975)
Sheets, Andy (1998)
Sheffield, Gary (1992-93)
Sherman, Darrell (1993)
Shiell, Jason (2002)
Shipley, Craig (1991-94, 1996-97)
Shirley, Bob (1977-80)
Show, Eric (1981-90)
Shumpert, Terry (1997)
Siebert, Paul (1977)
Siebert, Sonny (1975)
Sierra, Candy (1988)
Sikorski, Brian (2006)
Silva, Walter (2009)
Simpson, Steve (1972)
Sipin, John (1969)
Sisk, Tommy (1969)
Slaughter, Don (1997)
Sledge, Terrmel (2006-2007)
Slocum, Ron (1969-71)
Slocumb, Heathcliff (2000)
Smith, Burch (2013)
Smith, Ozzie (1978-81)
Smith, Pete (1997-98)
Smith, Seth (2014)
Snook, Frank (1973)
Solarte, Yanguervis (2014-)
Solis, Ali (2012)
Sosa, Elias (1983)
Spangenberg, Cory (2014-)
Spence, Josh (2011-12)
Spencer, Stan (1998-2000)
Spiezio, Ed (1969-72)
Spillner, Dan (1974-78)
Sprague, Ed (2000)
Stablein, George (1980)
Stahl, Larry (1969-72)
Stairs, Matt (2010)
Stanley, Fred (1972)
Stansberry, Craig (2007-09)
Staton, Dave (1993-94)
Stauffer, Tim (2005-2014)
Steels, James (1987)
Stephenson, Phil (1989-92)
Steverson, Todd (1996)
Stewart, Chris (2010)
Stilwell, Kurt (1992-93)
Stimac, Craig (1980-81)
Stoddard, Bob (1986)
Stoddard, Tim (1985-86)
Stone, Ricky (2004)
Street, Huston (2012-2014)
Strom, Brent (1975-77)
Stults, Eric (2012-2014)
Summers, Champ (1984)
Suppan, Jeff (2012)
Sutherland, Gary (1977)
Sweeney, Brian (2004, 2006)
Sweeney, Mark (1997-98, 2002, 2005)
Sweet, Rick (1978)
Swisher, Steve (1981-82)
Szuminski, Jason (2004)

T (33)

Tabaka, Jeff (1994-95)
Tankersley, Dennis (2002-2004)
Tatum, Jim (1996)
Taylor, Kerry (1993-94)
Taylor, Ron (1972)
Tejada, Miguel (2010)
Tekotte, Blake (2011-12)
Tellman, Tom (1979-80)
Tenace, Gene (1977-80)



HISTORY & RECORDS

ALL-TIME ROSTER (1969-2014)

Templeton, Garry (1982-91)
 Terrell, Walt (1989)
 Teufel, Tim (1991-93)
 Tewksbury, Bob (1996)
 Thatcher, Joe (2007-13)
 Thayer, Dale (2012-)
 Thomas, Derrel (1972-74, 1978)
 Thompson, Jason (1996)
 Thompson, Mike (2006-2007)
 Thon, Dickie (1988)
 Thurmond, Mark (1983-86)
 Tingley, Ron (1982)
 Tolan, Bobby (1974-75, 1979)
 Toliver, Fred (1989)
 Tollberg, Brian (2000-2003)
 Tomko, Brett (2002, 2007, 2008)
 Tomlin, Dave (1974-77)
 Torrealba, Yorvit (2010)
 Torres, Alex (2014-)
 Torres, Hector (1975-76)
 Trammell, Bubba (2001-03)
 Troedson, Rich (1973-74)
 Trujillo, J.J. (2002)
 Turner, Jerry (1974-81, 1983)

U (1)

Urrea, John (1981)

V (22)

Valdez, Ismael (2004)
 Valdez, Rafael (1990)
 Valdez, Wilson (2005)
 Valentine, Bobby (1975-77)
 Valenzuela, Fernando (1995-97)
 Vander Wal, John (1998-99)
 VanRyn, Ben (1998)
 Vatcher, Jim (1991-92)
 Vaughn, Greg (1996-98)
 Vazquez, Ramon (2002-04)
 Velandia, Jorge (1997)
 Velasquez, Guillermo (1992-93)
 Venable, Will (2008-)
 Veras, Dario (1996-97)
 Veras, Quilvio (1997-99)
 Victorino, Shane (2003)
 Villafuerte, Brandon (2002-2003)
 Villone, Ron (1995-96)
 Vincent, Nick (2012-)
 Vitiello, Joe (2000)
 Volquez, Edinson (2012-13)
 Vosberg, Ed (1986, 1998-99)

W (49)

Walker, Kevin (2000-03)
 Walker, Pete (1996)
 Walker, Todd (2006)
 Wall, Donne (1998-2000)
 Walter, Gene (1985-86)
 Walters, Dan (1992-93)
 Ward, Kevin (1991-92)
 Wasinger, Mark (1986)
 Watkins, Steve (2004)
 Webb, Ryan (2009-10)
 Weber, Thad (2013)
 Webster, Ramon (1970-71)
 Wehrmeister, Dave (1976-78)
 Welsh, Chris (1981-83)
 Wells, David (2004, 2006-2007)
 Wells, Jared (2008)
 Wells, Kip (2012)

Wengert, Don (1998)
 Werner, Andrew (2012)
 Whisenant, Matt (1999-2000)
 White, Rondell (2003)
 Whitehurst, Wally (1993-94)
 Whiteside, Matt (1999-2000)
 Whitson, Ed (1983-84, 1986-91)
 Wieland, Joe (2012-14)
 Wiggins, Alan (1981-85)
 Wiley, Mark (1978)
 Wilhelm, Jim (1978-79)
 Wilkins, Rick (2001)
 Williams, Bernie (1974)
 Williams, Brian (1995)
 Williams, Eddie (1990, 1994-95, 1998)
 Williams, George (2000)
 Williams, Jim (1969-70)
 Williams, Randy (2005)
 Williams, Woody (1999-2001, 2005-06)
 Williamson, Scott (2006)
 Willis, Ron (1970)
 Wilson, Earl (1970)
 Wilson, Josh (2009)
 Winfield, Dave (1973-80)
 Wise, Rick (1980-82)
 Witasick, Jay (2000-01, 2003-04)
 Witt, Kevin (2001)
 Wojna, Ed (1985-87)
 Wolf, Randy (2008)
 Worrell, Tim (1993-97)
 Wright, Jaret (2003)
 Wynne, Marvell (1986-89)

X (0)

None

Y (2)

Young, Chris (2006-10)
 Young, Eric (2005-06)

Z (1)

Zawadzki, Lance (2010)

MANAGERS (16)

Black, Bud (2007-)
 Bochy, Bruce (1995-2006)
 Boros, Steve (1986)
 Bowa, Larry (1987-88)
 Coleman, Jerry (1980)
 Craig, Roger (1978-79)
 Dark, Alvin (1977)
 Gomez, Preston (1969-72)
 Howard, Frank (1981)
 McKeon, Jack (1988-90)
 McNamara, John (1974-77)
 Riddoch, Greg (1990-92)
 Riggelman, Jim (1992-94)
 Skinner, Bob (1977)
 Williams, Dick (1982-85)
 Zimmer, Don (1972-73)

COACHES (76)

Akerfelds, Darrel (2001-12)
 Alomar, Sandy (1986-90)
 Amalfitano, Joe (1976-77)
 Anderson, Sparky (1969)
 Balsley, Darren (2003-)
 Bialas, Dave (1993-94)
 Blair, Willie (2013-)
 Bloomfield, Jack (1974)
 Bochy, Bruce (1993-94)
 Booker, Greg (1997-2003)
 Brinkman, Eddie (1981)
 Cisco, Galen (1985-87)
 Colbert, Craig (2007-08)
 Craig, Roger (1969-72, 1976-78)
 Davenport, Jim (1974-75)
 Dobson, Pat (1988-90)
 Dunlop, Harry (1983-87)
 Espy, Duane (2000-02)
 Estrada, Chauck (1978-81)
 Flannery, Tim (1996-2002)
 Garcia, Dave (1970-73)
 Heist, Al (1980)
 Herman, Billy (1978-79)
 Hoffman, Glenn (2006-)
 Jones, Deacon (1984-87)
 Jones, Jimmy (2012)
 Joyner, Wally (2007-08)
 Kimm, Bruce (1991-92)
 Krol, Jack (1981-86)
 Lefebvre, Jim (2009)
 Little, Grady (1996)
 Lopes, Davey (1995-99, 2003-05)
 Magadan, Dave (2003-2006)
 Maloof, Jack (1990)
 McCullough, Clyde (1980-82)
 Meacham, Bobby (2007)
 Moon, Wally (1969)
 Morgan, Tom (1975)
 Muser, Tony (2003-2006)
 Nettles, Graig (1995)
 Oglivie, Ben (2000)
 Otis, Amos (1988-90)
 Phillips, Dick (1980)
 Picciolo, Rob (1990-2005)
 Plantier, Phil (2012-2014)
 Podres, Johnny (1973)
 Posedel, Bill (1974)
 Powell, Alonzo (2012-)
 Rader, Doug (1978-79)
 Radison, Dan (1993-94)
 Ready, Randy (2009-11)
 Rettenmund, Merv (1991-99, 2006-07)
 Renteria, Rick (2008-13)
 Riddoch, Greg (1987-90)
 Rigney, Bill (1975)
 Roarke, Mike (1991-93)
 Roberts, Dave (2011-)
 Roof, Phil (1978)
 Sherry, Norm (1982-84)
 Siebert, Sonny (1994-95)
 Simmons, Ted (2009-10)
 Sisler, Dick (1975-76)
 Skinner, Bob (1970-73, 1977)
 Smith, Dave (1999-01)
 Snyder, Jim (1991-92)
 Sommers, Denny (1988-90)
 Stevens, Ed (1981)
 Stewart, Dave (1998)
 Tolan, Bobby (1980-83)
 Trammell, Alan (2000-02)
 Virgil, Ozzie (1982-85)
 Waller, Tye (1995, 2006)
 Warthen, Dan (1996-97)
 Wietelmann, Whitey (1969-79)
 Williams, Don (1977-80)
 Zimmer, Don (1972)

ALL-TIME PADRES TRIPLE PLAYS

TURNED BY PADRES (8)

DATE	OPPONENT	BATTER	INNING	PLAYERS INVOLVED
8-13-69	vs. Chicago-NL	Williams	1	J. Niekro (P) to Dean (SS)
8-1-71	vs. Atlanta	Brown	7	Mason (2B) to Colbert (1B) to Hernandez (SS)
6-4-72	vs. Chicago-NL	Hundley	9	Robles (SS) to Thomas (2B) to Colbert (1B)
4-11-78	at Atlanta	P. Niekro	2	Almon (3B) to Thomas (2B) to Richards (1B)
7-31-83	vs. Atlanta	Hubbard	4	Templeton (SS) to Flannery (2B) to Bevacqua (1B)
4-9-89	at Houston	Caminitti	8	Salazar (3B) to Alomar (2B) to Clark (1B) to Parent (C)
5-19-97	at Cincinnati	Taubensee	1	Ashby (P) to Gomez (SS) to Cianfrocco (1B)
6-10-10 (2)	at New York-NL	Tejada	2	Headley (3B) to Zawadzki (2B) to Gonzalez (1B)

TURNED BY OPPONENTS (14)

DATE	OPPONENT	BATTER	INNING	PLAYERS INVOLVED
6-13-73	at Montreal	Morales	7	Hunt (2B) to Foli (SS) to Jorgensen (1B) to Boccabella (C)
6-21-76	vs. San Francisco	McCovey	3	Evans (1B) to Speier (SS) to Evans (1B)
10-3-80	at San Francisco	Cash	4	Sularz (3B) to Pettini (SS) to Murray (1B)
8-23-82	at Pittsburgh (Game 2)	Edwards	1	Berra (SS) to Ray (2B) to Thompson (1B)
6-5-86	vs. Atlanta	McReynolds	3	Z. Smith (P) to Hubbard (2B) to Horner (1B) to Virgil (C)
4-28-91	at Philadelphia	Gwynn	1	Ready (2B) to Jordan (1B)
9-5-91	vs. St. Louis	Jerald Clark	2	Zeile (3B) to Pena (2B) to Guerrero (1B)
7-17-95	vs. Cincinnati	Gwynn	6	Larkin (SS) to Boone (2B) to Morris (1B)
5-17-02	vs. New York-NL	Gonzalez	5	Alfonzo (3B) to Alomar (2B) to Vaughn (1B)
5-6-04	at Atlanta	Robinson	8	Hessman (3B) to Garcia (2B) to LaRoche (1B)
5-5-05	at St. Louis	Hernandez	2	Pujols (1B) to Eckstein (SS) to Pujols (1B)
5-30-08	at San Francisco	Kouzmanoff	8	Castillo (3B) to Durham (2B) to Bowker (1B)
4-15-12	at Los Angeles-NL	Guzman	9	Ellis (C) to Uribe (3B) to Gordon (2B) to Loney (1B)
5-18-14	at Colorado	Quentin	3	Arenado (3B) to LeMahieu (2B) with baserunner interference

SAN DIEGO RAINOUTS & DELAYS

DATE OF RAINOUT

DATE OF RAINOUT	OPPONENT
April 27, 1970	Montreal
April 14, 1971	Chicago-NL
May 7, 1971	Cincinnati
May 28, 1971	New York-NL
June 5, 1972	Pittsburgh
June 6, 1972	Pittsburgh
April 8, 1975	San Francisco
April 9, 1975	San Francisco
September 10, 1976 (DH)	Houston
May 8, 1977 (DH)	Montreal
April 15, 1978	San Francisco
April 28, 1980	Atlanta
April 29, 1980	Atlanta
April 20, 1983	Atlanta
May 20, 1998	New York-NL
April 4, 2006	San Francisco

The April 4, 2006 rainout marked only the 16th postponement due to rain in San Diego's history and the first since May 20, 1998, a span of 630 home games. Prior to the 1998 rainout, San Diego enjoyed a stretch of 1,172 home dates and 1,184 games without a postponement due to rain. Entering the 2015 season, the Padres have an active streak of 728 home games without a rainout and 321 games without a postponement, both the longest streaks in Major League Baseball.

RAIN DELAYS AT PETCO PARK

DATE	OPPONENT
May 23, 2008	Cincinnati
April 10, 2009	San Francisco
July 2, 2009 (bees)	Houston
September 30, 2010	Chicago-NL
April 8, 2011 (susp.)	Los Angeles-NL

DH - Doubleheader



HISTORY & RECORDS



NATIONAL BASEBALL HALL OF FAME AND MUSEUM

25 Main Street, Cooperstown, New York 13326

Phone: (607) 547-7200 Fax: (607) 547-2044

Public Relations: (607) 547-0215

e-mail address: info@baseballhall.org

Website: baseballhall.org

Summer Hours: Memorial Day Weekend - Labor Day Weekend: 9 a.m. to 9 p.m.

Regular Hours: 9 a.m. to 5 p.m.

Holiday Closings: Thanksgiving Day, Christmas Day, and New Year's Day.

DIRECTORY: Jane Forbes Clark (Chairman), Joe Morgan (Vice Chairman), Jeff Idelson (President), Jeff Jones (Senior Vice President of Finance and Administration), Sean Gahagan (Vice President, Retail Merchandising & Licensing), Erik Strohl (Vice President, Exhibitions and Collections), Ken Meifert (Vice President, Sponsorship & Development)

RESEARCH AND LIBRARY CONTACTS: Jim Gates (Librarian), Jenny Ambrose (Photo Archives)

PR CONTACTS: Brad Horn (Vice President, Communications & Education) and Craig Muder (Communications Director)

HALL OF FAME WEEKEND 2015: July 24-27

Inductees: Craig Biggio, Randy Johnson,

Pedro Martinez, John Smoltz

Awards: Sat. July 25, 4:30 p.m. ET, Doubleday Field

Induction: Sun. July 26, 1:30 p.m. ET, Clark Sports Center

HALL OF FAME CLASSIC 2015: May 22-24

Legends Game and Special Events

Game: Sat. May 23, Doubleday Field

For more information, visit baseballhall.org

PADRES IN THE HALL OF FAME

Eleven players and managers who have worn a San Diego Padres uniform have earned enshrinement into the National Baseball Hall of Fame, including 2014 electee Greg Maddux. He joined Roberto Alomar (1988-90), Ozzie Smith (1978-1981), Rollie Fingers (1977-1980), Goose Gosage (1984-1987), Tony Gwynn (1982-2001), Rickey Henderson (1996-1997, 2001), Willie McCovey (1974-1976), Gaylord Perry (1978-1979), Dave Winfield (1973-1980) and Dick Williams (1982-1985). For more information on San Diego Padres in the Hall of Fame, visit the "Hall of Famers" team pages at www.baseballhall.org.

NOTABLE PADRES ARTIFACTS IN COOPERSTOWN

- Padded cap worn by pitcher Alex Torres on June 21, 2014, becoming the first pitcher wear the new padded cap in a game.
- Manager Bud Black's 1983 throwback uniform with memorial jersey patch worn as a tribute on July 14, 2011 to Hall of Famer Dick Williams during the team's first home game after his passing on July 7th.
- Glove used by Kevin Kouzmanoff during the 2009 season when he set a single-season record for NL third basemen with a .990 fielding percentage, making only three errors in 309 total chances.
- Bat used by Jody Gerut hit a leadoff home run in the first game at Citi Field, the first time in that the first batter of the first regular-season game at a new ballpark has hit a home run.
- Ticket from the final Hall of Fame Game, which was to be played June 16, 2008 against the Padres but was rained out.
- Jersey worn by Greg Maddux during his 350th career win on May 10, 2008.
- Ball, ticket and a base signed by manager Bud Black from the 2008 China Series against the Dodgers in March 2008.
- Ball signed by 2007 BBWAA Hall of Fame electee Tony Gwynn.
- Jersey, cap, spikes, glove and final out ball used by Trevor Hoffman on June 6, 2007, when he recorded his 500th career save, the first reliever to achieve the milestone.
- Ball, cap, jersey and spikes from Trevor Hoffman's 479th save on Sept. 24, 2006, which surpassed Lee Smith for the all-time lead.
- Jersey worn by Mike Piazza on April 26, 2006 when he hit his 400th career home run.
- Uniform, spikes, ball and ticket from Trevor Hoffman's 400th career save on May 6, 2005.
- Bat used by Brian Giles to record the first hit at PETCO Park on April 8, 2004.
- Home run ball hit by Rickey Henderson, scoring his record 2,247th career run on Oct. 3, 2001.
- Jersey worn by Rickey Henderson for his 2,063rd career walk, breaking Babe Ruth's record, April 25, 2001.
- A bat used by Greg Vaughn during his 50-home run season of 1998.
- Bat and spikes used by Tony Gwynn in 1997, when he achieved his 8th N.L. batting title.
- Jersey worn by Tony Gwynn during the 1994 season when he recorded his 5th NL batting title.
- Cap worn by Steve Garvey to set NL record for consecutive games played, April 16, 1983.
- Bat from Nate Colbert's record 13 RBI in a doubleheader on Aug. 1, 1972.



Pitcher Alex Torres' padded cap, worn on June 21, 2014.

A LOOK AHEAD TO 2016

Ballots for the 2016 Hall of Fame/BBWAA election will be distributed in early December with results from the voting scheduled to be announced in January 2016. A partial list of first-year candidates for election includes: Jim Edmonds, Ken Griffey Jr., Trevor Hoffman and Billy Wagner. Historical information on past BBWAA elections and the election process can be accessed at www.baseballhall.org or by contacting the Hall of Fame Communications department.

CONNECT TO COOPERSTOWN

- For up-to-the-minute news from Cooperstown, visit at www.baseballhall.org. Stay up-to-date on all the activity at the Hall of Fame's official site and through social networking on Facebook, Instagram, Twitter and YouTube.
- If you would like to receive interesting stories and timely news items direct from the Hall of Fame and get the inside track on the latest happenings in Cooperstown, sign up for *Inside Pitch*. There's no cost to receive our weekly electronic newsletter in your e-mail box at home or work and it's easy to enroll: Just log on to www.baseballhall.org/insidepitch.
- If you have an interest in receiving *Around The Horn*, the Hall's monthly media newsletter, please send an e-mail to info@baseballhall.org. Be sure to include your name, name of organization and e-mail address. Or visit www.baseballhall.org/ath.

RESEARCH ASSISTANCE

The Hall of Fame is pleased to provide assistance in baseball research and members of the media are encouraged to utilize this valuable baseball resource whenever necessary by calling the Public Relations department at (607) 547-0215, or the Library Reference desk at (607) 547-0330.



OPPONENTS



OPPONENTS

ARIZONA DIAMONDBACKS

Stadium Chase Field (1998)
Capacity 48,635
Dimensions (LF-CF-RF) 330-407-335
2014 Record and Finish 64-98, 5th Place, NL West
EVP/General Manager Dave Stewart
Manager Chip Hale (1st Season)

ALL-TIME MARKS vs. ARI

Record 140-158 (.470)
In San Diego 88-62 (.587)
In Arizona 52-96 (.351)
At SD Stadium/Jack Murphy/Qualcomm 27-21 (.563)
At Petco Park 61-41 (.598)
At Chase Field 52-96 (.351)
Last Season vs. D-Backs 7-12 (.368)
Best Season vs. D-Backs 9-3 (.750) in 1998
Most runs in game by SD 14 (2x), last 5/17/06
Most runs in game by ARI 12 (3x), last 5/25/05
Longest Winning Streak 7 Games, 6/28 - 9/10/72
Longest Losing Streak 8 games, 4/25 - 9/30/99
Season Series Record by Padres 7-10
Current Season Series Win Streak 1 by ARI

LAST TIME THE PADRES SWEPT A...

2-game series in SD (2x) July 22-23, 1998
2-game series in ARI Never
3-game series in SD (7x) June 14-15, 2013
3-game series in ARI (2x) Aug. 24-26, 2012
4-game series in SD (1x) April 10-13, 1998
4-game series in ARI Never

CHICAGO CUBS

Stadium Wrigley Field (1914)
Capacity 41,072
Dimensions (LF-CF-RF) 355-400-353
2014 Record and Finish ... 73-89, 5th Place, NL Central
EVP/General Manager Jed Hoyer
Manager Joe Maddon (1st Season)

ALL-TIME MARKS vs. CHC

Record 209-251 (.454)
In San Diego 115-115 (.500)
In Chicago 94-136 (.409)
At SD Stadium/Jack Murphy/Qualcomm 92-98 (.484)
At Petco Park 23-17 (.575)
At Wrigley Field 94-136 (.409)
Last Season vs. Cubs 4-3 (.571)
Best Season vs. Cubs 7-0 (1.000) in 2006
Most runs in game by SD 14, 5/10/87
Most runs in game by CHC 23, 5/17/77
Longest Winning Streak 7 Games, 5/5-14/2006
Longest Losing Streak 9 games, 8/19/70 - 5/16/71
Season Series Record by Padres 16-22-8
Current Season Series Win Streak 2 by SD

LAST TIME THE PADRES SWEPT A...

2-game series in SD (2x) April 24-25, 1996
2-game series in CHC Never
3-game series in SD (5x) August 6-8, 2012
3-game series in CHC (4x) May 12-14, 2006
4-game series in SD (1x) May 5-8, 2006
4-game series in CHC (1x) August 16-19, 2010

ATLANTA BRAVES

Stadium Turner Field (1997)
Capacity 49,377
Dimensions (LF-CF-RF) 335-400-330
2014 Record and Finish 79-83, 2nd Place, NL East
EVP/General Manager John Hart
Manager Freddie Gonzalez (5th Season)

ALL-TIME MARKS vs. ATL

Record 263-337 (.438)
In San Diego 143-160 (.472)
In Atlanta 120-177 (.404)
At SD Stadium/Jack Murphy/Qualcomm 123-141 (.466)
At Petco Park 20-19 (.513)
At Fulton County Stadium 97-135 (.418)
At Turner Field 23-42 (.354)
Last Season vs. Braves 4-3 (.571)
Best Season vs. Braves 5-1 (.833) in 2005, 2013
Most runs in game by SD 17, 4/12/2010
Most runs in game by ATL 16, 6/1/1990
Longest Winning Streak 7 Games, 6/28 - 9/10/72
Longest Losing Streak 15 games, 4/18 - 9/15/74
Season Series Record by Padres 14-26-6
Current Season Series Win Streak 2 by SD

LAST TIME THE PADRES SWEPT A...

2-game series in SD (5x) Sept. 16-17, 1987
2-game series in ATL (4x) June 2-3, 1997
3-game series in SD (5x) August 1-3, 2014
3-game series in ATL (3x) August 1-3, 1989
4-game series in SD (2x) May 29-31, 1979
4-game series in ATL (2x) July 25-27, 1975

CINCINNATI REDS

Stadium Great American Ball Park (2003)
Capacity 42,271
Dimensions (LF-CF-RF) 328-404-325
2014 Record and Finish ... 76-86, 4th Place, NL Central
EVP/General Manager Walt Jocketty
Manager Bryan Price (2nd Season)

ALL-TIME MARKS vs. CIN

Record 272-326-1 (.456)
In San Diego 148-154 (.490)
In Cincinnati 124-172-1 (.419)
At SD Stadium/Jack Murphy/Qualcomm 128-139 (.479)
At Petco Park 20-15 (.571)
At Crosley Field 4-7 (.364)
At Riverfront Stadium/Cinergy Field 100-147-1 (.405)
At Great American Ball Park 20-18 (.526)
Last Season vs. Reds 5-1 (.833)
Best Season vs. Reds 11-1 (.917) in 1998
Most runs in game by SD 15 (4x), last 8/14/87
Most runs in game by CIN 15 (2x), last 8/4/02
Longest Winning Streak 10 Games, 4/7/98 - 5/14/99
Longest Losing Streak 9 games (2x), last 9/18/92-6/25/93
Season Series Record by Padres 16-22-8
Current Season Series Win Streak 1 by SD

LAST TIME THE PADRES SWEPT A...

2-game series in SD (3x) October 2-3, 1985
2-game series in CIN (3x) July 24-25, 1995
3-game series in SD (9x) June 30 - July 2, 2014
3-game series in CIN (4x) May 4-6, 2001
4-game series in SD Never
4-game series in CIN Never

COLORADO ROCKIES

Stadium	Coors Field (1995)
Capacity	50,445
Dimensions (LF-CF-RF)	347-415-350
2014 Record and Finish	66-96, 4th Place, NL West
EVP/General Manager	Jeff Bridich
Manager	Walt Weiss (3rd Season)

ALL-TIME MARKS vs. COL

Record	171-188 (.476)
In San Diego	92-88 (.511)
In Colorado	79-99 (.444)
In Monterrey, Mexico	0-1 (.000)
At SD Stadium/Jack Murphy/Qualcomm	43-36 (.538)
At Petco Park	49-52 (.485)
At Mile High Stadium	4-6 (.400)
At Coors Field	75-93 (.446)
Last Season vs. Rockies	9-10 (.474)
Best Season vs. Rockies	9-4 (.692) in 1999
Most runs in game by SD	16 (2x), last 8/10/08
Most runs in game by COL	20, 9/20/05
Longest Winning Streak	7 Games, 7/12/97 - 7/5/1998
Longest Losing Streak	6 games, 4/5-14/2014
Season Series Record by Padres	7-12-3
Current Season Series Win Streak	2 by COL

LAST TIME THE PADRES SWEPT A...

2-game series in SD (1x)	September 17-18, 1997
2-game series in COL (1x)	July 19-20, 2004
3-game series in SD (5x)	August 11-13, 2014
3-game series in COL (2x)	September 19-21, 2011
4-game series in SD (1x)	June 25-28, 1999
4-game series in COL	Never

MIAMI MARLINS

Stadium	Marlins Park (2012)
Capacity	37,442
Dimensions (LF-CF-RF)	344-422-335
2014 Record and Finish	77-85, 4th Place, NL East
EVP/General Manager	Michael Hill
Manager	Mike Redmond (3rd Season)

ALL-TIME MARKS vs. MIA

Record	86-79 (.521)
In San Diego	40-37 (.519)
In Miami	46-42 (.523)
At SD Stadium/Jack Murphy/Qualcomm	21-20 (.512)
At Petco Park	19-17 (.528)
At Joe Robbie/Pro Player/Etc	43-35 (.551)
At Marlins Park	3-7 (.300)
Last Season vs. Marlins	4-3 (.571)
Best Season vs. Marlins	7-0 (1.000) in 2011
Most runs in game by SD	20, 7/27/1996
Most runs in game by MIA	15, 4/9/1994
Longest Winning Streak	8 Games, 8/1/10-8/21/11
Longest Losing Streak	7 games, 4/9/94 - 7/4/95
Season Series Record by Padres	12-9-1
Current Season Series Win Streak	2 by SD

LAST TIME THE PADRES SWEPT A...

2-game series in SD (1x)	September 9-10, 1997
2-game series in MIA (1x)	April 22-23, 1996
3-game series in SD (1x)	May 6-8, 2013
3-game series in MIA (3x)	July 19-21, 2011
4-game series in SD (1x)	August 18-21, 2011
4-game series in MIA	Never

LOS ANGELES DODGERS

Stadium	Dodger Stadium (1962)
Capacity	56,000
Dimensions (LF-CF-RF)	330-395-330
2014 Record and Finish	94-68, 1st Place, NL West
EVP/General Manager	Farhan Zaidi
Manager	Don Mattingly (5th Season)

ALL-TIME MARKS vs. LAD

Record	349-412-1 (.472)
In San Diego	195-193-1 (.503)
In Los Angeles	174-219 (.443)
At SD Stadium/Jack Murphy/Qualcomm	146-142-1 (.507)
At Petco Park	49-51 (.490)
At Dodger Stadium	174-219 (.443)
Last Season vs. Dodgers	7-12 (.368)
Best Season vs. Dodgers	9-3 (.750) in 1999
Most runs in game by SD	14 (2x), last 6/27/1995
Most runs in game by LAD	19, 6/29/1969
Longest Winning Streak	10 Games, 9/22/96 - 6/28/1997
Longest Losing Streak	16 games, 9/9/73 - 9/20/1974
Season Series Record by Padres	15-24-7
Current Season Series Win Streak	4 by LAD

LAST TIME THE PADRES SWEPT A...

2-game series in SD (6x)	September 20-30, 2009
2-game series in LAD (6x)	May 3-4, 2006
3-game series in SD (10x)	September 6-8, 2010
3-game series in LAD (11x)	April 15-17, 2013
4-game series in SD (2x)	April 15-18, 1982
4-game series in LAD (1x)	June 20-23, 1983

MILWAUKEE BREWERS

Stadium	Miller Park (2001)
Capacity	41,900
Dimensions (LF-CF-RF)	344-400-345
2014 Record and Finish	77-75, 4th Place, NL Central
EVP/General Manager	Doug Melvin
Manager	Ron Roenicke (5th Season)

ALL-TIME MARKS vs. MIL

Record	65-53 (.551)
In San Diego	35-20 (.636)
In Milwaukee	30-33 (.476)
At SD Stadium/Jack Murphy/Qualcomm	14-8 (.636)
At Petco Park	21-12 (.636)
At County Stadium	8-5 (.615)
Miller Park	22-28 (.440)
Last Season vs. Brewers	3-3 (.500)
Best Season vs. Brewers	5-1 (.633) in 2001
Most runs in game by SD	13 (5x), last 5/11/11
Most runs in game by MIL	12 (3x), last 8/13/09
Longest Winning Streak	7 Games, 8/27/00 - 7/22/01
Longest Losing Streak	7 games, 5/31/02 - 5/27/03
Season Series Record by Padres	10-6-1
Current Season Series Win Streak	1 split

LAST TIME THE PADRES SWEPT A...

2-game series in SD	Never
2-game series in MIL	Never
3-game series in SD (3x)	May 25-27, 2007
3-game series in MIL	Never
4-game series in SD	Never
4-game series in MIL	Never



OPPONENTS

NEW YORK METS

Stadium	Citi Field (2009)
Capacity	41,922
Dimensions (LF-CF-RF)	335-408-330
2014 Record and Finish	79-83, 3rd Place, NL East
EVP/General Manager	Sandy Alderson
Manager	Terry Collins (5th Season)

ALL-TIME MARKS vs. NYM

Record	234-229 (.505)
In San Diego	126-105 (.545)
In New York	106-123 (.463)
In Monterrey, Mexico	2-1 (.667)
At SD Stadium/Jack Murphy/Qualcomm	102-92 (.526)
At Petco Park	24-13 (.649)
At Shea Stadium	98-111 (.469)
At Citi Field	8-12 (.400)
Last Season vs. Mets	3-3 (.500)
Best Season vs. Mets	11-1 (.917) in 1980
Most runs in game by SD	18, 5/31/10
Most runs in game by NYM	13, 5/17/02
Longest Winning Streak	9 Games, 6/16/80 - 5/1/1981
Longest Losing Streak	11 games, 5/28 - 8/27/1969
Season Series Record by Padres	19-17-10
Current Season Series Win Streak	1 split

LAST TIME THE PADRES SWEPT A...

2-game series in SD (3x)	August 22-23, 1992
2-game series in NYM (2x)	May 20-22, 1985
3-game series in SD (4x)	August 14-16, 2001
3-game series in NYM (3x)	August 13-15, 2002
4-game series in SD (2x)	June 5-8, 2008
4-game series in NYM (1x)	August 23-26, 2004

PITTSBURGH PIRATES

Stadium	PNC Park (2001)
Capacity	38,362
Dimensions (LF-CF-RF)	325-399-320
2014 Record and Finish	88-74, 2nd Place, NL Central
EVP/General Manager	Neal Huntington
Manager	Clint Hurdle (5th Season)

ALL-TIME MARKS vs. PIT

Record	212-244 (.465)
In San Diego	104-121 (.462)
In Pittsburgh	108-123 (.468)
At SD Stadium/Jack Murphy/Qualcomm	83-107 (.437)
At Petco Park	21-14 (.600)
At Forbes Field	3-5 (.375)
At Three Rivers Stadium	72-106 (.404)
At PNC Park	33-12 (.733)
Last Season vs. Pirates	3-3 (.500)
Best Season vs. Pirates	6-0 (1.000) in 2010
Most runs in game by SD	17, 7/18/1989
Most runs in game by PIT	16, 7/28/2000
Longest Winning Streak	9 Games, 9/19/09-8/12/10
Longest Losing Streak	10 games, 8/29/92 - 8/22/93
Season Series Record by Padres	20-20-6
Current Season Series Win Streak	1 split

LAST TIME THE PADRES SWEPT A...

2-game series in SD (3x)	May 8-9, 1985
2-game series in PIT (3x)	April 17-18, 1984
3-game series in SD (10x)	August 20-22, 2012
3-game series in PIT (6x)	August 5-7, 2011
4-game series in SD (1x)	September 17-20, 2007
4-game series in PIT (1x)	August 8-11, 1996

PHILADELPHIA PHILLIES

Stadium	Citizens Bank Park (2004)
Capacity	43,651
Dimensions (LF-CF-RF)	329-401-330
2014 Record and Finish	73-89, 5th Place, NL East
EVP/General Manager	Ruben Amaro, Jr.
Manager	Ryne Sandberg (3rd Season)

ALL-TIME MARKS vs. PHI

Record	204-254 (.445)
In San Diego	107-122 (.467)
In Los Angeles	97-132 (.424)
At SD Stadium/Jack Murphy/Qualcomm	97-95 (.505)
At Petco Park	10-27 (.270)
At Connie Mack Stadium	6-6 (.500)
At Veterans Stadium	78-103 (.431)
At Citizens Bank Park	13-23 (.361)
Last Season vs. Phillies	3-4 (.429)
Best Season vs. Phillies	8-1 (.889) in 1998
Most runs in game by SD	16, 7/26/1970
Most runs in game by PHI	18, 8/24/1999
Longest Winning Streak	6 Games (2x), last 7/9-21/1992
Longest Losing Streak	11 games, 5/23/04 - 7/4/06
Season Series Record by Padres	13-29-4
Current Season Series Win Streak	8 by PHI

LAST TIME THE PADRES SWEPT A...

2-game series in SD	Never
2-game series in LAD (4x)	April 11-13, 1997
3-game series in SD (7x)	July 31 - August 2, 2000
3-game series in PHI (2x)	August 25-27, 1998
4-game series in SD (1x)	July 9-12, 1992
4-game series in PHI	Never

ST. LOUIS CARDINALS

Stadium	Busch Stadium (2006)
Capacity	43,975
Dimensions (LF-CF-RF)	336-400-335
2014 Record and Finish	90-72, 1st Place, NL Central
EVP/General Manager	John Mozeliak
Manager	Mike Matheny (4th Season)

ALL-TIME MARKS vs. STL

Record	186-270 (.408)
In San Diego	110-117 (.485)
In St. Louis	76-153 (.332)
In Honolulu, Hawaii	1-2 (.333)
At SD Stadium/Jack Murphy/Qualcomm	91-98 (.479)
At Petco Park	18-16 (.529)
Busch Stadium (old)	68-130 (.343)
Busch Stadium (new)	8-23 (.258)
Last Season vs. Cardinals	3-4 (.429)
Best Season vs. Cardinals	9-3 (.750) in 1978, 1991
Most runs in game by SD	17, 8/24/1993
Most runs in game by MIL	17, 5/7/1987
Longest Winning Streak	9 Games, 6/22/91 - 5/1/92
Longest Losing Streak	11 games, 9/29/99 - 9/28/00
Season Series Record by Padres	11-31-4
Current Season Series Win Streak	2 by STL

LAST TIME THE PADRES SWEPT A...

2-game series in SD (2x)	April 30 - May 1, 1986
2-game series in STL (2x)	July 16-17, 1997
3-game series in SD (13x)	September 10-12, 2012
3-game series in STL (1x)	May 23-25, 1980
4-game series in SD	Never
4-game series in STL	Never

SAN FRANCISCO GIANTS

Stadium	AT&T Park (2000)
Capacity	41,915
Dimensions (LF-CF-RF)	339-399-309
2014 Record and Finish	88-74, 2nd Place, NL West
EVP/General Manager	Brian Sabean
Manager	Bruce Bochy (9th Season)

ALL-TIME MARKS vs. SF

Record	362-414 (.466)
In San Diego	194-196 (.497)
In San Francisco	168-218 (.435)
At SD Stadium/Jack Murphy/Qualcomm	138-150 (.479)
At Petco Park	56-46 (.549)
At Candlestick/3Com	116-141 (.451)
At Pac Bell/SBC/AT&T Park	55-80 (.407)
Last Season vs. Giants	10-9 (.526)
Best Season vs. Giants	11-2 (.846) in 1996
Most runs in game by SD	17, 5/23/1970
Most runs in game by SF	18, 6/23/1986
Longest Winning Streak	10 Games, 5/1 - 9/16/1996
Longest Losing Streak	8 games, 6/21/87 - 4/9/88
Season Series Record by Padres	17-29
Current Season Series Win Streak	1 by SD

LAST TIME THE PADRES SWEPT A...

2-game series in SD (7x)	April 18-19, 2005
2-game series in SF (5x)	May 1-2, 2006
3-game series in SD (11x)	September 19-21, 2014
3-game series in SF (6x)	May 11-13, 2010
4-game series in SD (3x)	July 4-7, 1996
4-game series in SF (1x)	June 27-30, 1996

HOUSTON ASTROS

Stadium	Minute Maid Park (2000)
Capacity	40,981
Dimensions (LF-CF-RF)	315-435-326
2014 Record and Finish	70-92, 4th Place, AL West
EVP/General Manager	Jeff Luhnow
Manager	A.J. Hinch (1st Season)

ALL-TIME MARKS vs. HOU

Record	282-309 (.477)
In San Diego	160-138 (.537)
In Houston	122-171 (.416)
At SD Stadium/Jack Murphy/Qualcomm	141-125 (.530)
At Petco Park	19-13 (.594)
At Astrodome	98-150 (.395)
At Enron/Minute Maid Park	24-21 (.533)
Best Season vs. Astros	14-4 (.778) in 1990
Most runs in game by SD	18, 7/29/2007
Most runs in game by HOU	15, 9/16/1997
Longest Winning Streak	8 Games (2x), last 7/29-9/18/90
Longest Losing Streak	9 games, 6/22-9/17/79
Season Series Record by Padres	14-20-10
Current Season Series Win Streak	3 by SD

LAST TIME THE PADRES SWEPT A...

2-game series in SD (4x)	September 5-6, 1990
2-game series in HOU (4x)	September 9-10, 1981
3-game series in SD (8x)	June 8-10, 1992
3-game series in HOU (5x)	May 21-23, 2001
4-game series in SD (5x)	August 6-9, 1992
4-game series in HOU	Never

WASHINGTON NATIONALS

Stadium	Nationals Park (2008)
Capacity	41,506
Dimensions (LF-CF-RF)	336-402-335
2014 Record and Finish	96-66, 1st Place, NL East
EVP/General Manager	Mike Rizzo
Manager	Matt Williams (2nd Season)

ALL-TIME MARKS vs. WSH

Record	215-238 (.475)
In San Diego	113-116 (.493)
In Montreal/Washington	102-122 (.455)
At SD Stadium/Jack Murphy/Qualcomm	91-102 (.472)
At Petco Park	22-14 (.611)
At Jarry Park	26-21 (.553)
At Olympic Stadium	58-89 (.395)
At RFK Stadium	8-1 (.889)
At Nationals Park	10-11 (.476)
Last Season vs. Nationals	3-4 (.429)
Best Season vs. Nationals	6-1 (.857) in 2004
Most runs in game by SD	20, 5/19/2001
Most runs in game by MON/WSH	15, 5/13/1990
Longest Winning Streak	5 Games (4x), last 5/29/08-7/24/09
Longest Losing Streak	15 games, 7/25/93 - 5/24/95
Season Series Record by Padres	16-22-8
Current Season Series Win Streak	4 by WSH

LAST TIME THE PADRES SWEPT A...

2-game series in SD (3x)	April 30 - May 1, 1974
2-game series in MON/WSH (2x)	July 5-6, 1982
3-game series in SD (7x)	Aug 31 - Sept 2, 2009
3-game series in MON/WSH (7x)	Sept 19-21, 2008
4-game series in SD (1x)	April 26-29, 2004
4-game series in MON/WSH	Never

LOS ANGELES ANGELS

Stadium	Angel Stadium (1966)
Capacity	45,389
Dimensions (LF-CF-RF)	365-400-365
2014 Record and Finish	98-64, 1st Place, AL West
EVP/General Manager	Jerry Dipoto
Manager	Mike Scioscia (16th Season)

ALL-TIME MARKS vs. LAA

Record	13-12 (.520)
In San Diego	6-5 (.545)
In Anaheim	7-7 (.500)
At SD Stadium/Jack Murphy/Qualcomm	4-4 (.500)
At Petco Park	2-1 (.667)
Anaheim Stadium/Edison Field/Angel Stadium	7-7 (.500)
Best Season vs. Angels	3-0 (1.000) in 1997
Most runs in game by SD	9, 8/28/1997
Most runs in game by LAA	11 (2x), last 6/12/2009
Longest Winning Streak	4 Games, 7/18/99 - 7/16/00
Longest Losing Streak	4 games, 6/12/09 - 5/18/12
Season Series Record by Padres	4-3-1
Current Season Series Win Streak	1 by SD

LAST TIME THE PADRES SWEPT A...

2-game series in SD	Never
2-game series in LAA	Never
3-game series in SD	Never
3-game series in LAA (1x)	July 18-20, 1999
4-game series in SD	Never
4-game series in LAA	Never



OPPONENTS

OAKLAND ATHLETICS

Stadium O.co Coliseum (1968)
Capacity 35,067
Dimensions (LF-CF-RF) 330-400-330
2014 Record and Finish 88-74, 2nd Place, AL West
EVP/General Manager Billy Beane
Manager Bob Melvin (5th Season)

ALL-TIME MARKS vs. OAK

Record 9-16 (.360)
In San Diego 6-8 (.429)
In Oakland 3-8 (.273)
At SD Stadium/Jack Murphy/Qualcomm 3-5 (.375)
At Petco Park 3-3 (.500)
At O.co Coliseum 3-8 (.273)
Best Season vs. Athletics 2-1 (.667) in 2006, 1999
Most runs in game by SD 15, 6/30/1997
Most runs in game by OAK 12, 6/30/1998
Longest Winning Streak 3 Games, 6/14/01-6/28/06
Longest Losing Streak 5 games, 6/5/00-6/13/01
Season Series Record by Padres 2-6-0
Current Season Series Win Streak 2 by OAK

LAST TIME THE PADRES SWEEPED A...

2-game series in SD Never
2-game series in OAK Never
3-game series in SD Never
3-game series in OAK Never
4-game series in SD Never
4-game series in OAK Never

TEXAS RANGERS

Stadium Globe Life Park in Arlington (1994)
Capacity 48,114
Dimensions (LF-CF-RF) 332-400-325
2014 Record and Finish 67-95, 5th Place, AL West
EVP/General Manager Jon Daniels
Manager Jeff Banister (1st Season)

ALL-TIME MARKS vs. TEX

Record 12-13 (.480)
In San Diego 6-5 (.545)
In Texas 6-8 (.429)
At SD Stadium/Jack Murphy/Qualcomm 6-2 (.750)
At Petco Park 0-3 (.000)
Globe Life Park 6-8 (.429)
Best Season vs. Rangers 2-1 (.667) (4x) last in 2009
Most runs in game by SD 17, 6/7/1998
Most runs in game by TEX 12, 6/26/2009
Longest Winning Streak 3 Games, 7/8/01 - 6/21/06
Longest Losing Streak 3 games, 6/18/23 - current
Season Series Record by Padres 4-3-1
Current Season Series Win Streak 1 by TEX

LAST TIME THE PADRES SWEEPED A...

2-game series in SD Never
2-game series in TEX Never
3-game series in SD Never
3-game series in TEX Never
4-game series in SD Never
4-game series in TEX Never

SEATTLE MARINERS

Stadium Safeco Field (1999)
Capacity 47,476
Dimensions (LF-CF-RF) 331-401-326
2014 Record and Finish 87-75, 3rd Place, AL West
EVP/General Manager Jack Zduriencik
Manager Lloyd McClendon (2nd Season)

ALL-TIME MARKS vs. SEA

Record 45-49 (.479)
In San Diego 23-24 (.489)
In Seattle 22-25 (.468)
At SD Stadium/Jack Murphy/Qualcomm 12-7 (.632)
At Petco Park 11-17 (.393)
At Kingdome 2-2 (.500)
Safeco Field 20-23 (.465)
Last Season vs. Mariners 2-2 (.500)
Best Season vs. Angels 5-1 (.833) in 2012
Most runs in game by SD 11, 6/17/2001
Most runs in game by SEA 15, 5/21/2010
Longest Winning Streak 4 Games (2x), 6/12-22/2012
Longest Losing Streak 7 games, 5/17/08 - 6/17/09
Season Series Record by Padres 7-6-5
Current Season Series Win Streak 2 splits

LAST TIME THE PADRES SWEEPED A...

2-game series in SD (1x) July 2-3, 1997
2-game series in SEA Never
3-game series in SD Never
3-game series in SEA (1x) June 12-14, 2012
4-game series in SD Never
4-game series in LAA Never



**SCOUTING &
PLAYER DEVELOPMENT**



SCOUTING & PLAYER DEVELOPMENT STAFF

Vice President, Scouting Operations.....	Don Welke
Senior Advisor to the General Manager/ Pro Scouting Director	Logan White
Director, Scouting	Mark Conner
Director, International Scouting	Chris Kemp
Director, Player Development.....	Sam Geaney
Consultant, Player Development.....	Dave Snow
Manager, International Operations	Cesar Rizik
Minor League Equipment Manager	Zach Nelson
Field and Hitting Coordinator.....	Luis Ortiz
Pitching Coordinator.....	Mark Prior
Assistant Pitching Coordinator	Eric Junge
Outfield and Baserunning Coordinator	Tarrik Brock
Infield Coordinator	Eddie Rodriguez
Catching Coordinator.....	Ryley Westman
Coordinator, Latin American Instruction.....	Evaristo Lantigua
Medical Coordinator	JoJo Tarantino
Strength and Conditioning Coordinator	Jordan Wolf
Rehab Coordinator	Ryan Bitzel
Assistant to the Director, Amateur Scouting	Eddie Ciafardini
Administrator, Dominican Republic Operations	Jesus Negrette



MARK CONNER

DIRECTOR, SCOUTING

- Mark Conner was named the Padres director of scouting on November 10, 2014.
- First joined the Padres as an amateur scout in 2010 and was promoted to northeast regional supervisor prior to the 2014 season.
- Received the Padres' Denny Galehouse Scout of the Year Award in 2010, awarded for his thoroughness and diligence in covering his territory and exhausting all resources to gather information about players being scouted.
- Prior to joining San Diego, Conner served as pitching coach at the University of South Carolina, Aiken for five seasons (2005-09), where he helped guide the Pacers to a school-record 47 wins in 2008.
- Before his time at USCA, he served as an assistant coach at the nationally-ranked Indian Hills

Community College (Iowa), where he worked with pitchers and catchers.

- Also served as an assistant coach and recruiting coordinator for Cumberland University (Tenn.) for four seasons before joining Indian Hills...played catcher during his college years at Cumberland, where he was a member of four conference championships (1996-99), and appeared in three NAIA World Series... earned both his Bachelors of Arts (1999) and Masters of Arts (2002) degrees in Education.
- A native of Cleveland, Ohio, he and his wife, Jennifer, have one daughter, Claire.



SAM GEANEY

DIRECTOR, PLAYER DEVELOPMENT

- Sam Geaney was named the Padres director of player development on October 20, 2014.
- Prior to joining San Diego, Geaney spent the previous nine seasons (2006-14) with the Oakland Athletics and the last three as the club's coordinator of international scouting.
- Geaney began his career in baseball as an intern for the Athletics' baseball operations department in 2006 before joining the staff full-time in 2007 as an assistant in the scouting department as well as serving as an area scout for Northern California...after being promoted to coordinator of scouting, he was named the club's coordinator of international scouting in January of 2012.
- He graduated from the University of California, Berkeley in 2007 with a degree in political science.



CHRIS KEMP

DIRECTOR, INTERNATIONAL SCOUTING

- Chris Kemp was named the Padres director of international scouting on October 4, 2014.
- Prior to joining the Padres, Kemp spent the previous five seasons (2010-14) as a scout for the Texas Rangers, covering North Carolina, South Carolina and Eastern Tennessee.
- Spent the 2008-09 seasons as an assistant coach at Spartanburg Methodist College, helping guide the Pioneers to the JUCO World Series in 2009.
- Signed with the Texas Rangers as an undrafted free agent in 2006 and played two professional seasons, hitting .243 with 15 doubles, nine home runs and 51 RBI in 115 games.
- Graduated and played collegiately at the University of Tennessee, where he majored in psychology.



MOISES ALOU

SPECIAL ASSISTANT, PLAYER DEVELOPMENT

- Moises Alou enters his first season in the Padres organization after being named the special assistant, player development on February 4, 2015.
- The former outfielder also serves as general manager of Leones del Escogido in the Dominican Winter League, a role he has held since 2009...during his tenure with Escogido, the club has won three national titles in the Dominican Republic and two Caribbean Series championships.
- Also served as general manager of the Dominican Republic team that won the 2013 World Baseball Classic.
- Prior to joining Escogido, he played parts of 17 Major League seasons with the Pittsburgh Pirates (1990), Montreal Expos (1990, 1992-96), Florida Marlins (1997), Houston Astros (1998-2001), Chicago Cubs (2002-04), San Francisco Giants (2005-06) and New York Mets (2007-08).
- A six-time National League All-Star, he finished third in NL Most Valuable Player voting twice in

1994 with the Expos and 1998 with the Astros.

- Comes from a prominent baseball family that includes former Major Leaguer Felipe, his father, as well as uncles Jesus and Matt and cousins Jose Sosa and Mel Rojas who currently serves as pitching coach for the Padres Dominican Republic staff.
- Originally signed by the Pirates as a first-round selection (second overall) out of the 1986 January amateur draft, he finished his career with a .303 average, 2,134 hits, 421 doubles, 39 triples, 332 home runs, 1,287 RBI, 1,109 runs scored and 106 stolen bases in 1,942 games played.
- He and his wife, Austria, have three sons, Moises Felipe, Percio and Kirby, and a daughter, Megan.



DAVE SNOW

CONSULTANT, PLAYER DEVELOPMENT

- Dave Snow enters his first season in the Padres organization having spent the majority of his career in the collegiate ranks, most notably at Long Beach State University where he was head coach from 1989-2001.
- Snow posted a record of 510-291-4 in 13 seasons at LBSU, guiding the 49ers to six Big West Conference titles, 11 NCAA playoff appearances and College World Series appearances in 1991, 1993 and 1998 and was named the NCAA Coach of the Year in 1989.
- Coined the nickname "Dirtbags" for LBSU after the 1989 squad did not have a home ballpark and had to take regular infield practice on an all-dirt Pony League field...the baseball program still refers to itself by this name.
- Prior to Long Beach, Snow served as the head coach of the Loyola Marymount baseball program from 1985-88 where he was the NCAA co-Coach of the Year in 1986 after he led the Lions to the College World Series.



ZACH NELSON

MINOR LEAGUE EQUIPMENT MANAGER

- Zach Nelson enters his seventh season with the Padres since joining the club in May of 2009.
- Prior to joining San Diego, had spent the previous six seasons as the visiting clubhouse assistant for the Colorado Rockies.
- Began his work in baseball when he was a child as a bat boy for the Triple-A Denver Zephyrs.
- Attended Regis University and Metro State College in Denver...graduated from Arvada West High School in Arvada, Co., in 2000.
- Born December 29, 1981 in Denver, Co., Nelson had spent his entire life in Colorado until relocating to Peoria, Ariz. when he joined the Padres.



LUIS ORTIZ

FIELD AND HITTING COORDINATOR

- Luis Ortiz joins the Padres in 2015 as Field and hitting coordinator after spending the previous two seasons as the Assistant Field Coordinator and Cultural Development Coordinator in the Cleveland Indians player development system.
- Prior to joining Cleveland, spent the previous five seasons (2008-12) in the Texas organization as either roving hitting instructor or lower level hitting coordinator.
- Made his professional coaching debut as the hitting coach for the Short-A Spokane Indians of the Northwest League in 2008...served as a roving hitting instructor in the Rangers system from 2009-2011 before being promoted to Assistant Hitting Coordinator prior to the 2012 season.
- Played professionally for 14 seasons, including four at the Major League level...played with Boston from 1993-94 before being traded to the Texas Rangers, where he played the 1995-96 seasons...spent

parts of the 1997 playing in Japan for the Yakult Swallows before returning to the United States, where he played in the minors from 1997-2004 with the Texas, Kansas City, Milwaukee, Arizona, Montreal and St. Louis organizations.

- Played collegiately at Union University (TN) and was inducted into their Sports Hall of Fame in 2007... was an All-America selection from 1988-91 and produced an NAIA-record .911 slugging percentage... returned to school after retiring from baseball in 2004 and became the first Dominican-born person to play in the Majors and graduate from college.
- Born on May 25, 1970, Ortiz resides in North Richland Hills, Tex., with his wife, Susan, and four daughters, Gabriela, Naomi, Samantha and Moriah.



MARK PRIOR

PITCHING COORDINATOR

- Mark Prior enters his second season in the Padres organization and his first as the minor league Pitching Coordinator...joined San Diego's front office in December 2013 and spent the 2014 season as the assistant, baseball operations, where he was involved in all aspects of the Padres' baseball operations department.
- Played six seasons with the Chicago Cubs (2002-07), followed by time with San Diego Padres (2008-09), Texas Rangers (2010), New York Yankees (2011), Boston Red Sox (2012) and Cincinnati Reds (2013) organizations...posted a career 42-29 record with a 3.51 ERA and finished third in the 2003 Cy Young Award voting after recording a 18-6 record with a 2.43 ERA.
- Named a National League All-Star during the 2003 campaign and helped the Cubs win the National League Central Division...threw a complete-game, two-hitter in Game Three of the 2003 NLDS against the Atlanta Braves, becoming the first Cubs pitcher to throw all nine innings of a postseason contest since

Claude Passeau did so in Game Three of the World Series in 1945.

- Graduated from University of San Diego High School in 1998, where he was named the CIF Player of the Year that same year...was the selected by Chicago-NL in the first round (second overall) of the 2001 First-Year Player Draft out of the University of Southern California, where he earned the 2001 Pac-10 Pitcher of the Year and the 2001 Golden Spikes Player of the Year Award.
- Graduated from USC in 2004 with a degree in business administration...he and his wife, Heather, reside in San Diego with their three children: Amanda, Caitlin and Matthew.



ERIC JUNGE

MINOR LEAGUE PITCHING INSTRUCTOR

- Eric Junge (pronounced "Young") enters his third season in the Padres organization and first as the Minor League Pitching Instructor, having served the last two seasons as an Advance Scout with the big league club.
- Pitched professionally for 14 seasons, including parts of two seasons in the Majors, for the Los Angeles Dodgers (1999-2001), Philadelphia Phillies (2002-04), New York Mets (2005), San Diego Padres (2006), New York Yankees (2007), Los Angeles Angels (2010-11), Colorado Rockies (2012) and Atlanta Braves (2012) organizations as well as international stints with the Orix Buffaloes of the Nippon Professional Baseball League in Japan in 2008, the Hanwha Eagles of the Korean Baseball Organization in 2009 and the Sinon Bulls of the Chinese Professional Baseball League in Taiwan in 2010...also spent time in the independent Atlantic League, pitching for Bridgeport for part of the 2007 season and Lancaster

for parts of the 2009 and 2010 seasons.

- Pitched for five seasons in the Venezuelan Winter League for the Navegantes del Magallanes, where he won the ERA title in 2011-12 after he posted a 1.59 (10 ER, 56.2 IP) mark...the ERA was the lowest in Magallanes history.
- Graduated from Bucknell University (NY) in 1999 with a major in business administration...when he made his Major League debut for Philadelphia on September 12, 2002, he became the first Bucknell player in 44 years to make an appearance in a big league game.



GORMAN HEIMUELLER

ROVING PITCHING INSTRUCTOR

- Gorman Heim Mueller enters his second season with the Padres and his first as the roving pitching instructor, having joined the organization in 2014 as pitching coordinator.
- Spent the previous 12 seasons since 2002 as pitching coordinator for the Philadelphia Phillies organization...joined the Phillies in 1999 as pitching coach for Double-A Reading before moving to Triple-A Scranton in 2000 and returning to Reading in 2001.
- The former pitcher played in parts of two Major League seasons with the Oakland Athletics (1983-84), going 3-6 with a 4.67 ERA (51 ER, 98.1 IP) for Oakland in 22 games, 14 starts...over his minor league career that spanned 10 professional seasons, went 60-57 with a 4.01 ERA (414 ER, 928.2 IP) in 288 games, 96 starts.

• Following his playing career, spent 11 years coaching in the Twins organization for Single-A Visalia (1987-89), Double-A Orlando (1990), Triple-A Portland (1991-93), Salt Lake City (1994) and Double-A New Britain (1995-97)...moved on to the Dodgers organization as pitching coach for San Antonio for one season in 1998 before joining the Phillies organization.

- A native of Los Angeles, Calif., resides in Salt Lake City, Utah, with his wife, Lee Ann.



EDDIE RODRIGUEZ

INFIELD COORDINATOR


- Eddie Rodriguez enters his second season with the Padres as infield coordinator after spending the previous five seasons with the Kansas City Royals, most recently as the club's Major League third base coach from 2011-13.
- Joined the Royals as a special assignment coach in October 2008 and served in that capacity in 2009 before joining the Major League coaching staff in 2010 as first base coach before moving over to third base in 2011.
- Prior to his time with the Royals, served two seasons with the Seattle Mariners organization as first base coach in 2008 and manager of Double-A West Tennessee in 2007...from 2004-06, spent three seasons as bench coach for the Montreal Expos/Washington Nationals...from 2001-03, served on the coaching staff of the Arizona Diamondbacks, first as first base coach in 2001 and later third base from 2002-03.
- Spent the 2000 season managing the Queens Kings of the New York-Penn League in the Toronto Blue Jays system...served as third base coach in 1998 for the Blue Jays.
- Began his coaching career and spent 15 seasons in the Angels organization from 1983-97...served as a player/coach in 1984 with Waterbury and a player/manager in 1986 with Quad Cities...also managed Quad Cities from 1987-89 and Midland in 1990...worked three seasons as the Angels' minor league roving defense coordinator from 1991-93 and four seasons as field coordinator from 1994-97.
- As a player, spent six seasons in the minor leagues as an infielder, hitting .236 with 33 stolen bases...selected by the Minnesota Twins in the 1977 Draft, but did not sign...later selected by the Baltimore Orioles in the January phase of the 1978 Draft.
- Served as a coach on the 2000 U.S. Olympic baseball team that won the gold medal in Sydney...also managed the 2009 U.S. team at the Baseball World Cup in Europe, bringing home the gold medal.
- A native of Havana, Cuba, Rodriguez graduated from Miami High School (FL) in 1977 and attended Miami Dade South Junior College.
- Resides in Miami, Fla. and has one son, Joshua.



TARRIK BROCK

OUTFIELD & BASERUNNING COORDINATOR

- Tarrik Brock joins the Padres in 2015 as the outfield and baserunning coordinator after spending the 2014 season as the first base coach for the Houston Astros.
- Prior to joining the Astros, Brock spent the previous seven seasons (2007-13) with the Florida Marlins where he was the outfield and baserunning coordinator...spent part of the 2010 season as the Florida Marlins' first base coach.
- Began his coaching career with the Short-A Odgen Raptors (LAD) of the Pioneer League, where he was the hitting coach.
- Selected in the second round of the 1991 draft by the Detroit Tigers, Brock enjoyed a 13-year career as a player in professional baseball, including minor league stints with the Tigers (1991-96), Seattle Mariners (1997-98), Colorado Rockies (1999), Chicago Cubs (1999-2000) and Los Angeles Dodgers (2002-03)...appeared in 13 Big League games with the Cubs in 2000, including Opening Day at the Tokyo Dome in Japan.
- Born on December 25, 1973, Tarrik and his wife, Kanika, live in Woodland Hills, Calif. with their two sons, Tarrik, Jr. and Christopher.



RYLEY WESTMAN

CATCHING COORDINATOR

- Ryley Westman joins the Padres in 2015 as the catching coordinator after spending the previous six seasons (2009-2014) as a coach in the Texas Rangers organization, most recently as the assistant catching coordinator in 2014.
- Prior to serving as the assistant catching coordinator, skippered the Texas' Dominican Summer League affiliate for a pair of seasons (2012-13), leading them to a league title in 2013...also served as the assistant coach for Short-Season Spokane (2011) and DSL Rangers (2010), hitting coach for the AZL Rangers (2009) and manager of the DSL Rangers (2008).
- Played a pair of professional seasons in the independent Frontier League for the Midwest Sliders from 2007-08.
- Graduated Cum Laude with Honors from Northwest Missouri State University in 2007, where he was a member of the baseball team.



JORDAN WOLF

STRENGTH & CONDITIONING COORDINATOR


- Jordan Wolf returns for his third season with the Padres...joined the organization in 2013 as strength and conditioning coordinator.
- Previously served as a minor league strength and conditioning coach with the Arizona Diamondbacks from 2009-12.
- A graduate of Arizona State University with a degree in Kinesiology, he is also a registered strength and conditioning coach (RSCC) and licensed massage therapist (LMT).
- A native of Chandler, Ariz., he now resides in Glendale, Ariz.



JOJO TARANTINO

MEDICAL COORDINATOR

- JoJo Tarantino enters his 12th year in the Padres organization, his fifth as the medical coordinator after being promoted to the post following the 2010 season.
- Spent 2009-10 as the athletic trainer for Double-A San Antonio...also spent three seasons as Single-A Fort Wayne's athletic trainer from 2006-08.
- Began his professional career as an athletic trainer for San Diego's Single-A Eugene club in 2004 and remained in that capacity through 2005...also interned for Padres' head athletic trainer Todd Hutcheson in 2003.
- Was a Padres bat boy from 1995-2000 before working as a clubhouse assistant for two seasons (2001-02).
- Graduated from San Diego State University in 2003 with a Bachelor's degree in kinesiology, with an emphasis on athletic training...a San Diego native, he is also a graduate of Mission Bay High School (1996).
- Born November 20, 1978, Tarantino resides in Peoria, Ariz., with his wife, Melissa, and sons: Anthony, Chase and Alex.



RYAN BITZEL

REHABILITATION COORDINATOR

- Ryan Bitzel returns for his fifth season with the Padres organization after being named rehabilitation coordinator in the offseason of 2010.
- Previously worked with the Boston Red Sox minor league affiliate Greenville Drive as their consultant therapist.
- Served as an intern with the Houston Astros in 2003.
- Originally from Canton, Ohio, Bitzel received his physical therapy degree from Walsh University in Ohio.



CÉSAR RIZIK

MANAGER, INTERNATIONAL OPERATIONS

- César Rizik enters his 10th season with the Padres, and first as manager, international operations...joined the organization in September of 2005 as administrator, Dominican Republic operations.
- Prior to joining the San Diego organization, served as operations analyst in the Commissioner's Office in 2004-05, working with Major League teams operating in the Dominican Republic and Venezuela.
- Earned a degree in business administration from the Pontifical University Catholic "Madre y Maestra" in 2003 and earned a Master's in corporate finance in 2005.
- Born December 20, 1979, he resides in Santo Domingo, Dominican Republic, with his wife, Anastassia, and two sons: Nick and Alex.

SCOUTING & PLAYER DEVELOPMENT

PROFESSIONAL SCOUTS

Chris Bourjos	Special Assignment Scout
Jim Elliott	Professional Scout
Al Hargesseimer	Professional Scout
Steve Lyons	Special Assignment Scout
Mark Merila	Professional Scout
Dominic Scavone	Professional Scout
Mike Venafro	Professional Scout
Cory Wade	Professional Scout

NATIONAL CROSSCHECKERS

Sean Campbell	National Crosschecker
Kurt Kemp	National Crosschecker
Rob St. Julien	Amateur Crosschecker

REGIONAL SUPERVISORS

Pete DeYoung	West Coast
Tim Holt	Central
Chip Lawrence	Southeast / International
Andrew Salvo	Northeast

AMATEUR SCOUTS AND TERRITORIES

Stephen Baker	Southern LA, Southern TX
Justin Baughman	ID, MT, OR, WA, WY
Willie Bosque	Southeast FL, Puerto Rico
Jim Bretz	CT, MA, ME, NH, NJ, NY, RI, VT
Tom Burns	DE, Eastern OH, MD, PA, WV, VA
Lane Decker	AR, KS, ND, NE, OK, SD
Josh Emmerick	Southern CA/NV, HI
Chris Kelly	Southern GA, Western & Northern FL
Dave Lottsfeldt	AZ, CO, NM, UT
Brent Mayne	Southern & Central CA
Stephen Moritz	AL, MS, Western GA
Sam Ray	Northern CA, Northern NV
Willie Ronda	Puerto Rico
Jeff Stewart	IA, IL, MN, MO, Western IN, WI
Tyler Stubblefield	Eastern GA, NC, SC
Matt Thomas	Eastern IN, KY, MI, TN, Western OH
Murray Zuk	Canada

INTERNATIONAL SCOUTING SUPERVISORS

Felix Feliz	Coordinator, Latin American Scouting
Yfrain Linares	Supervisor, Venezuela
Trevor Schumm	International Crosschecker / Pacific Rim Coordinator

INTERNATIONAL SCOUTS

Antonio Alejos	Venezuela	Martin Jose	Dominican Republic
Andres Cabadias	Columbia	Victor Magdaleno	Venezuela
Milton Croes	Aruba	Ricardo Montenegro	Panama
Marcial Del Valle	Colombia	Hoon Namgung	Korea and Taiwan
Emenejildo Diaz	Dominican Republic	Luis Prieto	Venezuela
Ryan Drees	Japan	Ysrael Rojas	Dominican Republic
Alvin Duran	Dominican Republic	Jose Salado	Dominican Republic
Elvin Jarquin	Nicaragua	Damian Shanahan	Australia



SCOUTING & PLAYER DEVELOPMENT

SPECIAL ASSIGNMENT SCOUTS



Chris Bourjos



Steve Lyons

PROFESSIONAL SCOUTS



Jim Elliott



Al Hargesheimer



Mark Merila



Dominic Scavone



Mike Venafro



Cory Wade

SCOUTING & PLAYER DEVELOPMENT

NATIONAL CROSSCHECKERS



Sean Campbell



Kurt Kemp

REGIONAL SUPERVISORS



Pete DeYoung



Tim Holt



Chip Lawrence



Andrew Salvo

AMATEUR SCOUTS



Stephen Baker



Justin Baughman



Willie Bosque



Jim Bretz



Tom Burns



Lane Decker



Josh Emmerick



Chris Kelly



Dave Lottsfeldt




Brent Mayne



Stephen Mortiz



Sam Ray



Willie Ronda



Jeff Stewart



Tyler Stubblefield



Matt Thomas



Murray Zuk



SCOUTING & PLAYER DEVELOPMENT

INTERNATIONAL SCOUTING SUPERVISORS



Felix Feliz



Yfrain Linares



Trevor Schumm

INTERNATIONAL SCOUTS



Antonio Alejos



Andres Cabadias



Milton Croes



Marcial Del Valle



Emenejildo Diaz



Alvin Duran



Elvin Jarquin



Martin Jose



Victor Magdaleno



Ricardo Montenegro



Luis Prieto



Ysrael Rojas



Jose Salado



Damian Shanahan

INTERNATIONAL SCOUTS - NOT PICTURED

Ryan Drees

Hoon Namgung

SCOUTING & PLAYER DEVELOPMENT

2014 AWARD WINNERS

PLAYERS OF THE YEAR

Infielder Fernando Perez was named the Padres' Offensive Player of the Year while infielder Trea Turner was named the Padres' Defensive Player of the Year and outfielder Mallex Smith as Baserunner of the Year.

- Perez, 21, hit .284 (133-for-469) with 24 doubles, 18 home runs and 95 RBI in 116 games for Single-A Fort Wayne... his RBI total led the Midwest League and the Padres minor league system while his home run total ranked tied for third in the Padres system and tied for fourth in the Midwest League.
- Turner, 21, spent the majority of the season with Single-A Fort Wayne, playing in 46 games for the TinCaps while also playing in 23 games for Short-Season Eugene after being selected in the first-round (13th overall) in the First Year Player Draft...combined to play in 50 total games, all at shortstop, and committed just four errors in 248 total chances, posting a .984 fielding percentage.
- Smith, 21, split the season between Single-A Fort Wayne and Advanced-A Lake Elsinore, combining to steal a Minor-League-best 88 bases in 114 attempts...his stolen base total was the third-most in Padres minor league history, two shy of the record set by Freddy Guzman in 2003 and Rico Noel in 2012.

PITCHER OF THE YEAR

Right-handed pitcher James Needy was named Padres' Minor League Pitcher of the Year after going 10-5 with a 2.91 ERA (47 ER, 145.1 IP), a .246 (133-for-540) opponent batting average and 113 strikeouts against 50 walks in 26 games, 24 starts, for Double-A San Antonio.

- Threw the first 7.0 innings of a combined no-hitter for the Missions on 7/30 at Corpus Christi (HOU).
- Named a Texas League Mid- and Post-Season All-Star as well as an Organization All-Star by MiLB.com.

JACK KROL AWARD

Single-A Fort Wayne Manager Michael Collins was the 2014 recipient of the Jack Krol Award for contributions to player development.

- Collins skippered the TinCaps to postseason appearances in each of his two seasons in Fort Wayne, leading the squad to the Eastern Division Championship series both times.
- Will be the Manager for Single-A Lake Elsinore in 2015.

SCOUT OF THE YEAR

Brent Mayne was honored with the 2014 Denny Galehouse Scout of the Year following his fourth year working with the Padres organization.

- As an area scout, Mayne has been responsible for the Central and Southern California regions since joining the Padres organization prior to the 2011 season...as a catcher, Mayne played 15 Major League seasons with the Kansas City Royals (1990-95, 2001-03), New York Mets (1996), Oakland Athletics (1997), San Francisco Giants (1998-99), Colorado Rockies (2000-01), Los Angeles Dodgers (2004) and Arizona Dlamonbacks (2004).
- Mayne had three players selected by the Padres in the 2014 Draft, including OF Nick Torres (fourth round), INF Joseph Epperson (13th round) and LHP Taylor Aikenhead (32nd round).

AWARD WINNERS

PLAYERS OF THE YEAR

1993	Homer Bush
1994	Raul Casanova
1995	Derrek Lee
1996	Derrek Lee
1997	Mike Darr
1998	George Arias
1999	Sean Burroughs
2000	Mike Darr/Jeremy Owens
2001	Xavier Nady
2002	Josh Barfield/Jon Knott
2003	Josh Barfield
2004	Paul McNulty
2005	Ben Johnson
2006	Will Venable
2007	Chase Headley
2008	Kyle Blanks
2009	James Darnell
2010	Jason Hagerly/Luis Martinez/Jeddy Valdez
2011	Jeddy Gyorko/Rico Noel/Rymer Liriano
2012	Jeddy Gyorko/Rico Noel/Rico Noel
2013	Tommy Medica/Austin Hedges/Travis Jankowski
2014	Fernando Perez/Trea Turner/Mallex Smith

PITCHER OF THE YEAR

1993	Bryce Florie
1994	Glenn Dishman
1995	Heath Murray
1996	Shane Dennis
1997	Matt Clement
1998	Harry Herndon, Jr.
1999	Ricky Gutierrez
2000	Brian Lawrence/Jake Peavy
2001	Dennis Tankersley
2002	Justin Germano
2003	Gabe Ribas
2004	Tim Stauffer/Brad Baker
2005	Jared Wells
2006	Mike Ekstrom
2007	Josh Geer
2008	Jeremy Hefner
2009	Simon Castro
2010	Brad Brach
2011	Keynius Sampson
2012	Matt Wisler
2013	Matt Wisler
2014	James Needy

JACK KROL AWARD

1995	Jim Daniel
1996	Jerry Royster
1997	Tony Franklin
1998	Darrel Akerfelds
1999	Don Werner
2000	Craig Colbert/Darren Baisley
2001	Craig Colbert
2002	George Hendrick
2003	Gary Jones
2004	Gary Jones
2005	Rick Renteria
2006	Carlos Lezcano
2007	Randy Ready
2008	Steve Webber
2009	Doug Descenzo
2010	Gary Jones
2011	Tom Tornincasa
2012	Nelson Cruz
2013	Rich Daurer
2014	Michael Collins

SCOUT OF THE YEAR

1994	Pat Murlaugh
1995	Al Hargeshimer
1996	Donny Lyle
1997	Ken Bracey
1998	Mark Wasinger
1999	Jim Dreyer
2000	Tim McWilliam
2001	Van Smith
2002	Mike Rikard
2003	Ben McLure
2004	Lane Decker
2005	Joe Bochy
2006	Ash Lawson
2007	Scott Littfield
2008	Dave Lottsfeldt
2009	Bob Filotei
2010	Mark Conner
2011	Tim Holt
2012	Willie Bosque
2013	Andrew Salvo
2014	Brent Mayne



SCOUTING & PLAYER DEVELOPMENT

2014 LEAGUE AWARD WINNERS

PACIFIC COAST LEAGUE

PROMOTION OF THE YEAR
Bark in the Park Night

TEXAS LEAGUE

TRAINER OF THE YEAR
Daniel Turner

CALIFORNIA LEAGUE

ORGANIZATION OF THE YEAR
Lake Elsinore Storm

EXCELLENCE IN COMMUNITY SERVICE
Lake Elsinore Storm

MIDWEST LEAGUE

SPORTS TURF MANAGER OF THE YEAR
Keith Winter

2014 MINOR LEAGUE ALL-STARS

ALL-STAR FUTURES GAME

JULY 13, 2014
Target Field, Minneapolis
OF Hunter Renfroe (US)
RHP Tayron Guerrero (World)

TRIPLE-A

PACIFIC COAST LEAGUE ALL-STAR GAME
INF Jonathan Galvez

DOUBLE-A

TEXAS LEAGUE ALL-STAR GAME
RHP Johnny Barbato
RHP James Needy
RHP Adys Portillo
OF Rymer Liriano**
C Austin Hedges**

Manager Rich Dauer
Pitching Coach Jimmy Jones
Hitting Coach Francisco Morales
Trainer Daniel Turner
Strength Coach Eric Wood

TEXAS LEAGUE
POST-SEASON ALL-STAR TEAM
OF Yeison Asencio
RHP James Needy

SINGLE-A

CALIFORNIA-CAROLINA LEAGUE
ALL-STAR GAME
RHP Trevor Gott
RHP Joe Ross
INF Diego Goris
OF Hunter Renfroe**

MIDWEST LEAGUE ALL-STAR GAME
OF Mallex Smith**
RHP Tayron Guerrero
RHP Nick Mutz

MIDWEST LEAGUE
POST-SEASON ALL-STAR TEAM
1B Jake Bauers

SHORT-SEASON

NORTHWEST LEAGUE ALL-STAR GAME
RHP Aaron Cressley
RHP Bryan Verbitsky
INF Franchy Cordero**
INF Marcus Davis**
INF Jalen Goree
INF Chase Jensen

Manager Robbie Wine
Hitting Coach Homer Bush
Pitching Coach Nelson Cruz
Athletic Trainer Mitch Mattoon
Strength & Conditioning Coach Gabe Lazzaro

** Starter

SCOUTING & PLAYER DEVELOPMENT

2014 ORGANIZATIONAL LEADERS

BATTING

PLAYER	AVG	G	AB	R	H	HR	RBI
Smith, Mallex	.310	120	477	99	148	5	31
Gettys, Michael	.310	52	213	29	66	3	38
Urias, Luis	.310	43	155	29	48	0	14
Greene, Tyler	.307	114	433	70	133	9	59
Gonzalez, Benji	.306	102	376	61	115	3	41
Goris, Diego	.302	126	516	84	156	17	71
Bauers, Jake	.296	112	406	59	120	8	64
Asencio, Yeison	.291	138	536	67	156	15	59
Liriano, Rymer	.291	115	433	69	126	14	66
Francoeur, Jeff	.289	115	456	55	132	15	69

PLAYER	HR
Decker, Cody	27
Renfroe, Hunter	21
Conrad, Brooks	18
Perez, Fernando	18
Quintana, Gabriel	18

PLAYER	RBI
Perez, Fernando	95
Quintana, Gabriel	84
Decker, Cody	79
Peterson, Dustin	79
Phillips, Dane	76

PLAYER	SB
Smith, Mallex	88
Noel, Rico	32
Fuentes, Raymond	25
Turner, Trea	23
Liriano, Rymer	20

CLUB	AVG.	AB	R	H	HR	SB
El Paso	.279	4988	761	1392	145	92
Lake Elsinore	.265	4855	697	1287	121	116
Fort Wayne	.263	4857	683	1277	102	107
AZL Padres	.253	1907	285	483	26	57
San Antonio	.243	4826	562	1172	115	105
Eugene	.239	2584	318	618	50	78

PITCHING

PITCHER	W-L	ERA	IP	H	BB	SO
Needy, James	10-5	2.90	145.2	133	50	113
Morrow, Bryce	5-6	3.36	139.1	140	27	104
Geer, Josh	7-12	3.58	155.2	172	30	95
Lloyd, Kyle	6-5	3.61	119.2	114	34	155
Eflin, Zach	10-7	3.80	128	138	31	93
Rea, Colin	11-9	3.88	139	151	37	118
Ross, Joe	10-6	3.92	121.2	124	29	106
Kelly, Michael	7-5	4.05	73.1	59	25	71
Rodriguez, Bryan	8-9	4.16	149.1	154	46	104
Wisler, Matt	10-5	4.42	146.2	157	42	136

PITCHER	W
Rea, Colin	11
Eflin, Zach	10
Needy, James	10
Oramas, Juan	10
Ross, Joe	10
Wisler, Matt	10

PITCHER	SV
Barbato, Johnny	16
Gott, Trevor	16
Alger, Brandon	15
Sullivan, Jerry	13
Two tied with	11

PITCHER	SO
Lloyd, Kyle	155
Wisler, Matt	136
Rea, Colin	118
Oramas, Juan Pablo	116
Needy, James	113

CLUB	W-L	ERA	H	SHO	SV	BB	SO
San Antonio	68-72	3.36	1242	11	38	437	1156
Lake Elsinore	75-65	4.30	1313	6	38	414	1084
AZL Padres	20-36	4.45	490	2	5	212	469
Eugene	30-46	4.53	664	4	14	288	672
Fort Wayne	63-76	4.56	1346	9	24	469	1045
El Paso	72-72	5.15	1465	2	42	503	1013

2014 MINOR LEAGUE RESULTS

CLUB (CLASS)	W	L	PCT.
El Paso (AAA)	72	72	.500
San Antonio (AA)	68	72	.486
Lake Elsinore (A)	75	65	.536
Fort Wayne (A)	73	76	.453
Eugene (Short-A)	30	46	.395
Peoria (Rookie)	20	36	.357
Dominican (Rookie)	17	54	.239
TOTALS	355	421	.457



SCOUTING & PLAYER DEVELOPMENT

EL PASO CHIHUAHUAS



PACIFIC COAST LEAGUE (TRIPLE-A)
2014 RECORD: 72-72 (.500)
2014 FINISH: 2nd, PCL Pacific Southern
PRESIDENT: Alan Ledford
P.R. CONTACT: Tim Hagerty
PHONE/FAX: 915-533-2273 / 915-242-2031
WEBSITE: www.epchihuahuas.com
PADRES AFFILIATE SINCE: 2014

PACIFIC SOUTHERN DIVISION
BALLPARK INFO:
 Southwest University Park
 Built in 2014 ~ Capacity 8,100
 One Ballpark Way
 El Paso, TX 79901

AWARDS, HIGHLIGHTS & RANKINGS

- INF Jonathan Galvez was named to the Pacific Coast League All-Star Team...RHP Matt Wisler was named the 18th-best prospect and ninth-best pitching prospect in the PCL by *Baseball America*.
- INF Cody Decker and LHP Jason Lane were named organizational All-Stars by *MLB.com*
- With his 17th home run of the season on August 3rd vs. Reno, Cody Decker surpassed the Padres' all-time minor league home run record (122), previously held by Joe Lansford (1979-1984, 1987) and Jon Knott (2002-06)...Decker finished the season with 133 career minor league homers.
- Southwest University Park opened it's doors to the Chihuahuas on April 28 as the club went on to record 48-of-67 sellouts and registered 548,435 guests during the season, a feat that broke El Paso's Minor League single-season attendance record.
- As an organization, El Paso won several awards, including: winner of Minor League Baseball's 2014 Clash of the Caps, Minor League Baseball's Promotion of the Year for Bark at the Park night, a top-10 finish in *MLB.com*'s mascot challenge, *Baseballparks.com* and *DigitalBallparks.com* Ballpark of the Year and a Turf Management finalist.

NOTABLE RANKINGS

- El Paso's offense was the best in the Padres minor league system, leading the way in batting average (.279), runs scored (761), hits (1,392) and home runs (145).
- INF Cody Decker led all Padres minor leaguers and ranked tied for fourth in the Pacific Coast League with 27 home runs.
- SS Tyler Greene ranked 10th in the Pacific Coast League with a .307 (133-for-433) batting average and ranked third in Triple-A baseball with 339 assists.
- OF Rico Noel ranked fifth in the PCL with 32 stolen bases.
- LHP Jason Lane ranked second among league starters with a 1.44 walks per nine innings ratio.

2014 EL PASO CHIHUAHUAS BATTING STATISTICS

PLAYER	AVG	G	AB	R	H	2B	3B	HR	RBI	BB	IBB	SO	SB	CS	OBP	SLG	OPS	SF	SAC	HP	GDP	E
Alonso, Yonder	.235	5	17	0	4	0	0	0	1	0	0	2	0	0	.235	.235	.471	0	0	0	1	1
Asencio, Yeison	.333	21	81	16	27	4	0	5	15	4	0	9	0	1	.372	.568	.940	0	0	1	7	2
Bixler, Brian	.167	8	12	1	2	0	0	0	1	0	0	5	0	0	.167	.167	.333	0	0	0	0	0
Blanks, Kyle	.265	27	83	15	22	5	0	9	20	10	0	24	0	0	.364	.651	1.014	2	0	4	2	0
Buck, Travis	.289	54	142	21	41	7	0	3	21	14	0	30	0	1	.362	.401	.763	3	0	4	2	1
Cabrera, Everth	.350	7	20	4	7	1	0	0	1	4	0	3	1	0	.458	.400	.858	0	0	0	0	2
Castellanos, Alex	.275	113	360	69	99	25	5	8	42	37	2	104	8	5	.351	.439	.790	2	3	6	2	8
Conrad, Brooks	.278	78	295	52	82	18	1	18	57	33	4	79	0	2	.349	.529	.878	5	2	2	6	7
Decker, Cody	.261	134	449	68	117	25	4	27	79	51	0	150	0	3	.337	.514	.852	6	0	4	11	9
Francoeur, Jeff	.289	115	456	55	132	22	3	15	69	21	1	95	11	2	.320	.450	.770	7	0	3	14	5
Fuentes, Reymond	.261	46	157	29	41	9	3	1	16	17	0	27	13	2	.337	.376	.713	0	3	1	1	3
Gale, Rocky	.303	77	228	21	69	12	0	0	35	10	1	33	1	0	.328	.355	.683	3	2	0	4	5
Galvez, Jonathan	.280	103	343	55	96	24	2	10	52	39	0	77	3	5	.354	.449	.803	3	2	2	8	7
Goebbert, Jake	.296	79	280	58	83	20	3	14	60	52	1	53	1	0	.410	.539	.949	3	0	4	9	3
Gonzalez, Alberto	.208	19	53	4	11	3	0	0	2	1	0	12	0	0	.218	.264	.482	1	1	0	0	0
Greene, Tyler	.307	114	433	70	133	30	3	9	59	29	0	124	6	4	.358	.453	.811	5	2	8	10	26
Gyorko, Jedd	.292	6	24	7	7	2	0	1	5	4	0	4	0	0	.393	.500	.893	0	0	0	0	0
Jackson, Ryan	.188	6	16	3	3	1	0	0	0	5	0	4	0	0	.381	.250	.631	0	1	0	1	0
Lemmerman, Jake	.176	41	102	15	18	7	1	1	10	15	1	29	0	0	.286	.294	.580	1	1	1	5	4
Lindsey, Taylor	.238	116	441	68	105	19	5	10	47	40	2	59	7	4	.306	.372	.678	2	5	4	6	17
Liriano, Rymer	.452	16	62	14	28	11	1	0	13	8	0	14	3	1	.521	.661	1.182	0	0	1	2	2
Maybin, Cameron	.264	15	53	8	14	2	1	1	6	6	0	10	1	0	.328	.396	.724	2	0	0	2	0
Medica, Tommy	.213	24	89	8	19	6	2	3	18	9	0	24	0	0	.307	.427	.734	0	0	3	3	0
Moore, Adam	.298	91	312	38	93	20	1	12	34	31	0	78	1	1	.360	.484	.844	3	0	1	8	7
Nelson, Chris	.293	24	82	13	24	6	1	2	21	18	0	16	0	0	.422	.463	.885	1	0	1	5	2
Noel, Rico	.258	109	333	49	86	11	1	2	27	41	2	81	32	6	.343	.315	.658	2	6	3	4	5
Peterson, Jace	.306	68	248	44	76	21	6	2	39	42	0	50	12	6	.406	.464	.870	2	6	1	3	5
Quentin, Carlos	.250	3	8	1	2	0	0	1	1	0	0	0	0	0	.250	.625	.875	0	0	0	1	0
Robertson, Daniel	.364	5	22	6	8	2	0	2	5	1	0	3	0	0	.391	.727	1.119	0	0	0	1	2
TEAM TOTAL	.279	144	4988	761	1392	300	38	145	717	510	12	1204	92	41	.349	.442	.790	52	42	51	110	137

SCOUTING & PLAYER DEVELOPMENT

2014 EL PASO CHIHUAHUAS PITCHING STATISTICS

PLAYER	W	L	ERA	G	GS	CG	SHO	SV	SVO	IP	H	R	ER	HR	HB	BB	SO	BK	WP	AVG
Ambriz, Hector	2	3	3.93	51	0	0	0	11	15	55.0	60	27	24	5	4	18	43	0	5	.278
Boyer, Blaine	1	2	3.10	25	0	0	0	7	9	29.0	26	10	10	2	1	6	28	0	0	.234
Branham, Matt	0	1	6.75	3	1	0	0	0	0	4.0	8	8	3	2	0	2	2	0	0	.400
Buckner, Billy	4	5	5.80	15	14	0	0	0	0	63.2	85	52	41	10	3	33	44	0	5	.324
Campos, Leonel	0	0	11.70	11	0	0	0	0	0	10.0	20	15	13	2	0	13	13	0	4	.408
Carter, Anthony	0	0	6.00	3	0	0	0	0	0	3.0	5	2	2	0	0	1	0	0	0	.385
Cashner, Andrew	0	2	7.04	2	2	0	0	0	0	7.2	7	6	6	3	0	2	7	0	0	.226
Decker, Cody	0	0	0.00	1	0	0	0	0	0	1.0	1	0	0	0	0	0	0	0	0	.250
Despaigne, Odrisamer	1	3	7.61	5	5	0	0	0	0	23.2	36	20	20	3	1	13	29	0	1	.356
Erlin, Robbie	0	1	9.28	2	2	0	0	0	0	10.2	21	12	11	2	0	2	8	0	1	.438
Francoeur, Jeff	0	0	3.68	8	0	0	0	0	0	7.1	7	4	3	1	3	4	5	0	1	.269
Kloess, Branch	3	5	5.90	46	5	0	0	1	4	76.1	78	54	50	11	6	37	45	0	1	.264
Kohlscheen, Stephen	3	0	2.58	28	0	0	0	1	3	38.1	35	14	11	2	1	8	35	0	1	.241
LaFromboise, Bobby	1	2	4.75	58	0	0	0	3	8	53.0	68	37	28	4	0	21	45	0	2	.309
Lane, Jason	9	9	4.51	24	24	0	0	0	0	149.2	183	88	75	16	3	26	77	0	4	.306
Lemmerman, Jake	0	0	9.00	1	0	0	0	0	0	1.0	3	1	1	0	0	0	2	0	0	.500
Mejia, Ruben	0	1	189.00	1	1	0	0	0	0	0.1	4	7	7	0	0	3	1	0	0	.800
Nix, Michael	7	3	4.68	27	6	1	0	1	2	59.2	75	36	31	3	0	23	41	0	4	.316
O'Grady, Dennis	7	1	4.42	43	0	0	0	0	3	53.0	61	31	26	6	3	24	37	0	6	.298
Oramas, Juan Pablo	7	7	5.61	23	21	0	0	0	0	110.2	135	76	69	14	7	45	93	1	7	.305
Quackenbush, Kevin	0	0	1.26	13	0	0	0	6	6	14.1	9	2	2	0	0	4	12	0	0	.180
Rearick, Chris	2	0	2.72	33	0	0	0	0	3	36.1	31	13	11	2	0	9	38	0	2	.225
Reyes, Jorge	3	2	3.86	24	0	0	0	0	1	30.1	25	14	13	2	2	16	26	0	5	.227
Roach, Donn	4	6	5.24	19	13	0	0	0	0	77.1	98	56	45	2	7	40	44	1	4	.314
Sampson, Keyvius	2	5	6.68	38	14	0	0	0	0	91.2	91	73	68	19	3	68	94	0	8	.261
Sexton, Tim	1	3	6.45	23	2	0	0	0	1	53.0	67	40	38	7	3	15	36	0	1	.318
Sipp, Tony	1	1	4.30	11	0	0	0	0	1	14.2	14	7	7	1	1	2	21	0	0	.241
Smith, Burch	0	2	18.56	2	2	0	0	0	0	5.1	13	11	11	2	0	5	3	0	0	.481
Smith, Chris	2	1	5.61	14	6	0	0	0	0	43.1	44	29	27	5	4	19	46	0	6	.263
Sullivan, Jerry	2	1	2.65	30	0	0	0	12	12	34.0	24	11	10	2	0	10	39	0	3	.197
Wieland, Joe	2	1	3.42	4	4	0	0	0	0	23.2	22	9	9	1	0	4	20	0	0	.247
Wisler, Matt	9	5	5.01	22	22	0	0	0	0	116.2	131	68	65	19	5	36	101	1	6	.279
Team Total	71	72	5.15	144	144	1	2	42	66	1273.0	1465	824	728	146	56	503	1013	3	77	.290



PAT MURPHY MANAGER

- Pat Murphy enters his sixth season in the Padres organization and his third as manager of the club's Triple-A affiliate.
- In two seasons as the manager of the club's Triple-A affiliate, has posted a 149-139 (.517) record, including a 77-67 (.535) in 2013 and a 72-72 mark in 2014.
- Prior to joining the Padres' Triple-A affiliate in 2013, spent a pair of seasons with Single-A Eugene from 2011-2012, where he posted a 93-59 (.612) record.
- In 2012, he led the Emeralds to a 47-29 (.618) record, the best record in the Northwest League, but missed out on the league's playoffs due to finishing 2nd in both halves of the season.
- In 2011, he led the Emeralds to a 46-30 (.605) record, the best record in the Northwest League

and the most wins among all short-season clubs...the club also set a Northwest League record by winning 14-straight games early in the season.

- Joined the organization in 2010 as a special assistant to baseball operations.
- Previously served as head coach of Arizona State University's baseball team from 1995-2009...during his 15-year tenure at ASU, he was named College Coach of the Year by *Baseball America* in 1998 and Pac-10 Coach of the Year on four occasions (2000, 07-09)...led the Sun Devils to four College World Series appearances (1998, 2005, 07, 09) and four Pac-10 championships (2000, 07-09).
- Prior to his time at ASU, Murphy coached at the University of Notre Dame (1988-94), Claremont-Mudd-Scripps (1986-87) and Maryville College (1983)...the final win of his college coaching career was his 1,000th, leaving him with a 1000-457-4 career coaching record.
- In addition to his college coaching career, Murphy served as skipper for the Dutch men's baseball team during the 2000 Olympics in Sydney.
- A 1982 graduate of Florida Atlantic University, he had a four-year professional career playing in the San Francisco Giants and Padres organizations, along with several independent clubs.



BRONSWELL PATRICK

PITCHING COACH

- Bronswell Patrick enters his eighth season as a pitching coach in the San Diego system and returns for his second season at the Triple-A level, having spent the 2014 season with Single-A Lake Elsinore...spent the 2013 season with Triple-A Tucson after spending the two previous seasons with the Storm...spent the 2010 season with Single-A Fort Wayne.
- In 2014, guided the Lake Elsinore pitching staff to a 4.30 ERA and a 1.37 WHIP, both the second-best marks in the California League
- Made his coaching debut with the Rookie-Level Padres in 2008...his Peoria staff posted Arizona League-lows in walks (146) and home runs allowed (17).
- In 2012, guided the Storm pitching staff that led the CL in ERA (4.31) and WHIP (1.33).
- Selected by Oakland in the 23rd round of the 1988 June Draft...a right-handed pitcher, he was 5-1 with one save and a 5.04 ERA in 38 games (three starts) over parts of two seasons with Milwaukee (1998) and San Francisco (1999)...following his big league career, pitched in the Mexican League and Korean Professional Baseball League.
- On August 1, 1998, he hit a home run for the Brewers, who switched to the National League that season, becoming the first Brewers pitcher in nearly 40 years to hit a home run.
- Patrick resides in Mission Viejo, Calif. with his wife Marcee, two sons, Tavian and Kilian, and daughter, Jayden.



JODY DAVIS

HITTING COACH

- Jody Davis enters his second season with the Padres and his first full season as the club's Triple-A affiliate, having joined El Paso as the hitting coach during the 2014 season...prior to joining the Chihuahuas, was the hitting coach for Single-A Lake Elsinore.
- Prior to joining the Padres in 2014, served as a manager in the Chicago Cubs' system with Single-A Boise of the Northwest League in 2010... also managed Single-A Daytona, where he won a Florida State League title in 2008, from 2007-08... made his first stint as a minor league manager in 2006 for Single-A Peoria, led the Chiefs to a 75-64 record.
- Served as the Chicago Cubs' minor league catching coordinator in 2009.
- Managed Águilas del Zulia of the Venezuelan Winter League in 2010 and was named manager of the year.
- Overall as a minor league manager from 2006-08 and 2010, posted a 239-244 (.495) record.
- Began his managerial career as the first-ever manager of the Calgary Outlaws of the Canadian Baseball League in 2003... led the Outlaws to a 24-13 record and the CBL title in 2003.
- Coached high school baseball, working as an assistant coach at Riverside Military Academy (GA) from 2004-05.
- The former catcher played parts of 10 Major League seasons with the Chicago Cubs (1981-88) and Atlanta Braves (1988-90), hitting .245 (877-for-3585) with 164 doubles, 11 triples, 127 home runs, 490 RBI and 364 runs scored in 1082 games played.
- A two-time All-Star with the Cubs, he also won a Rawlings Gold Glove in 1986 after he tossed out a modern Major League-record 73 attempted base stealers that season for the Cubs.
- Born November 12, 1956 in Gainesville, Ga., Davis now resides in Phoenix, Ariz.



NATHAN STEWART

ATHLETIC TRAINER

- Nathan Stewart enters his 10th season in the Padres organization and third with the club's Triple-A affiliate after spending the previous two in the same capacity with Double-A San Antonio.
- Also served as athletic trainer for Single-A Fort Wayne in 2010.
- Joined the Padres organization with Single-A Eugene in 2006...spent one year as a high school health teacher and athletic trainer prior to joining the Emeralds.
- Earned his degree in kinesiology from Arizona State University in 2002.
- Born October 27, 1979, Stewart resides in Goodyear, Ariz.



ISAK YOON

ATHLETIC TRAINER

- Isak Yoon returns for his fourth season in the Padres organization and third with the club's Triple-A affiliate after joining as athletic trainer with Single-A Fort Wayne in 2012.
- Previously worked as an assistant athletic trainer at Concordia University in Irvine, Calif., working with the men's soccer and women's softball teams.
- Earned his Master's from Azusa Pacific University (APU) in 2010...also worked at APU as a graduate assistant athletic trainer with baseball, women's volleyball and men & women's tennis teams.
- Earned his undergraduate degree from San Diego State University in 2008.
- Born June 15, 1984, Isak is a native of Los Angeles where he still resides.

SCOUTING & PLAYER DEVELOPMENT

SAN ANTONIO MISSIONS



TEXAS LEAGUE (DOUBLE-A)

2014 RECORD: 68-72 (.486)
2014 FINISH: 3rd (1st half); 4th (2nd half)
PRESIDENT: Burl Yarbrough
P.R. CONTACT: Rich Weimert
PHONE/FAX: 210-675-7275 / 210-670-0001
WEBSITE: www.samissions.com
PADRES AFFILIATE SINCE: 2007

SOUTH DIVISION

BALLPARK INFO:
 Nelson W. Wolff Stadium
 Built in 1994 ~ Capacity 6,200+
 5757 Highway 90 West
 San Antonio, TX 78227

SAN ANTONIO MISSIONS LOGOS



AWARDS & HIGHLIGHTS

- C Austin Hedges and OF Rymer Liriano were named starters for the Texas League South Division Mid-Season All-Star Team, while RHP Johnny Barbato, RHP James Needy and RHP Adys Portillo were named reserves
- Hedges was named the fourth-best prospect in the Texas League by *Baseball America*, while Liriano was ranked eighth and RHP R.J. Alvarez ranked 19th... OF Yeison Asencio, UTL Diego Goris, LHP Frank Garces, Liriano and Needy were named organizational All-Stars by MiLB.com
- OF Hunter Renfroe was named to the U.S. roster at the 2014 SiriusXM Futures Game at Target Field in Minneapolis, Minn.
- Needy, Garces and Alvarez combined for the organization's first no-hitter since 1984 when they blanked Corpus Christi (HOU) on July 30.

NOTABLE RANKINGS

- San Antonio's pitching staff was tops in the Texas League, posting a league-best 3.36 ERA, 1,156 strikeouts and throwing a league-most 1,281.2 innings.
- OF Yeison Asencio ranked fourth in the Texas League with a .284 batting average, tied for fourth with 129 hits, first with six intentional walks and second with 8.53 plate appearances to strikeouts ratio.
- OF Rymer Liriano ranked third in the TL with a .442 slugging percentage and first with one home run per 26.50 at-bats.
- C/1B/DH Jason Hagerly ranked fifth in the circuit with a .368 on-base percentage and INF Cory Spangenberg led the league with eight triples.
- RHP James Needy ranked fourth in the TL with a 2.90 ERA (47 ER, 145.2 IP).
- RHP Luis De La Cruz (57) and LHP Frank Garces (51) ranked first and second, respectively, in appearances.

2014 SAN ANTONIO MISSIONS BATTING STATISTICS

PLAYER	AVG	G	AB	R	H	2B	3B	HR	RBI	BB	IBB	SO	SB	CS	OBP	SLG	OPS	SF	SAC	HP	GDP	E
Asencio, Yeison	.284	117	455	51	129	21	3	10	44	24	6	57	8	4	.323	.409	.732	1	3	3	10	10
Bixler, Brian	.207	87	295	30	61	6	1	2	22	28	1	74	7	6	.291	.254	.545	0	2	7	4	21
Buschini, Adam	.215	100	358	51	77	11	2	9	29	42	1	74	11	5	.297	.332	.629	1	2	0	5	8
Dickerson, Alex	.321	34	137	20	44	11	2	3	24	9	1	28	0	1	.367	.496	.864	0	0	1	2	1
Fuentes, Raymond	.324	42	170	25	55	6	2	4	17	16	1	37	12	1	.386	.453	.839	1	5	2	1	5
Gaedele, Kyle	.159	30	82	5	13	2	0	4	9	9	0	25	1	0	.239	.329	.568	1	0	0	0	1
Goris, Diego	.247	37	146	18	36	5	0	4	10	2	0	25	1	2	.260	.363	.623	1	1	1	4	14
Guinn, B.J.	.174	9	23	1	4	0	0	1	3	2	1	8	0	0	.240	.304	.544	0	1	0	2	1
Hagerly, Jason	.266	97	350	46	93	21	1	10	46	51	2	72	4	2	.368	.417	.785	1	0	6	7	6
Hedges, Austin	.225	113	427	31	96	19	2	6	44	23	1	89	1	3	.268	.321	.589	2	2	3	19	15
Hunt, Bridger	.214	41	140	10	30	3	1	1	8	6	0	19	2	3	.257	.271	.528	0	1	2	0	8
Jankowski, Travis	.240	29	100	14	24	4	1	0	10	8	0	14	10	2	.297	.300	.597	2	1	1	2	2
Kral, Robert	.181	60	193	20	35	8	0	5	23	35	0	54	1	1	.304	.301	.605	2	0	0	3	6
Lemmerman, Jake	.181	33	116	13	21	4	0	4	14	14	0	33	2	1	.275	.319	.594	0	0	1	5	6
Liriano, Rymer	.264	99	371	55	98	20	2	14	53	35	1	102	17	7	.335	.442	.777	3	0	6	16	3
McElroy, Casey	.248	96	347	56	86	12	1	9	45	47	1	50	1	3	.355	.366	.721	3	2	12	9	4
Orr, Lee	.171	77	222	21	38	8	0	8	29	12	1	99	7	1	.221	.315	.536	3	1	3	5	3
Overbeck, Cody	.235	69	251	29	59	7	1	13	32	11	0	66	0	1	.268	.426	.694	2	0	1	4	4
Peterson, Jace	.311	18	74	10	23	3	0	1	7	9	0	9	4	3	.386	.392	.777	0	0	0	1	5
Renfroe, Hunter	.232	60	224	17	52	12	0	5	23	25	0	53	2	1	.307	.353	.659	2	0	0	6	6
Spangenberg, Cory	.331	66	281	38	93	17	8	2	22	15	1	63	14	9	.365	.470	.835	0	8	0	2	10
Tejada, Luis	.333	2	6	1	2	0	0	0	1	0	0	1	0	0	.429	.333	.762	0	0	1	0	0
TEAM TOTAL	.243	140	4826	562	1172	200	27	115	516	424	18	1079	105	57	.309	.367	.676	26	32	50	108	155



SCOUTING & PLAYER DEVELOPMENT

2014 SAN ANTONIO MISSIONS PITCHING STATISTICS

PLAYER	W	L	ERA	G	GS	CG	SHO	SV	SVO	IP	H	R	ER	HR	HB	BB	SO	BK	WP	AVG
Alvarez, R.J.	0	1	1.25	38	0	0	0	7	8	43.1	29	7	6	0	4	13	61	0	2	.192
Barbato, Johnny	2	2	2.87	27	0	0	0	16	18	31.1	26	12	10	3	1	10	33	0	3	.226
Branham, Matt	5	4	4.02	35	6	0	0	0	0	87.1	94	44	39	7	2	27	74	0	6	.277
Campos, Leonel	2	7	5.60	31	14	0	0	1	3	72.1	69	46	45	6	3	38	95	2	9	.249
Church, Joe	0	0	9.00	2	0	0	0	0	0	2.0	4	2	2	1	0	0	3	0	0	.400
De La Cruz, Luis	6	9	2.69	57	0	0	0	3	6	67.0	49	30	20	5	4	36	63	0	5	.204
Despaigne, Odrisamer	0	1	1.17	2	2	0	0	0	0	7.2	4	1	1	0	1	5	12	0	0	.154
Dimock, Michael	1	3	3.64	23	0	0	0	0	3	29.2	29	20	12	5	1	10	40	0	1	.244
Dimock, Michael	2	7	3.47	39	0	0	0	1	4	57.0	55	32	22	6	2	17	61	0	2	.248
Enloe, Jeffery	0	0	10.80	1	0	0	0	0	0	1.2	3	2	2	0	0	2	1	0	0	.375
Erlin, Robbie	0	0	3.48	3	3	0	0	0	0	10.1	12	4	4	1	0	4	10	0	0	.293
Garces, Frank	2	5	1.93	51	0	0	0	8	9	65.1	46	17	14	3	3	24	74	0	1	.196
Geer, Josh	7	12	3.58	30	24	0	0	0	0	155.2	172	74	62	4	9	30	95	1	6	.288
Gott, Trevor	0	0	4.63	10	0	0	0	0	0	11.2	11	8	6	0	0	9	11	0	0	.256
Hahn, Jesse	2	1	1.91	13	10	0	0	0	0	42.1	34	13	9	1	1	15	38	1	0	.221
Hancock, Justin	3	2	4.12	13	12	0	0	0	0	59.0	69	29	27	5	2	23	41	0	3	.294
Hussey, John	5	5	4.23	37	6	0	0	0	0	89.1	103	51	42	8	2	24	58	0	5	.288
Ibarra, Jeff	2	1	2.59	38	0	0	0	2	2	41.2	41	15	12	5	0	15	50	0	1	.258
Jones, Devin	4	3	7.23	9	7	0	0	0	0	37.1	51	34	30	5	2	12	20	0	5	.329
Kelly, Casey	1	0	0.75	2	2	0	0	0	0	12.0	11	3	1	0	2	1	8	0	2	.250
Lemond, Zechariah	0	0	0.00	1	0	0	0	0	0	4.0	1	0	0	0	0	0	2	0	0	.071
Morrow, Bryce	4	5	3.13	16	13	0	0	0	0	89.0	84	32	31	6	1	19	67	0	0	.257
Needy, James	10	5	2.90	26	24	0	0	0	0	145.2	133	48	47	6	6	50	113	2	8	.246
O'Grady, Dennis	0	0	3.86	14	0	0	0	1	1	16.1	19	7	7	1	0	7	21	0	2	.292
Oramas, Juan Pablo	3	0	1.05	4	4	0	0	0	0	25.2	24	8	3	0	1	6	23	0	0	.255
Overbeck, Cody	0	0	0.00	1	0	0	0	0	0	1.0	0	0	0	0	0	0	1	0	0	.000
Patton, Troy	0	0	0.00	2	1	0	0	0	0	2.0	2	0	0	0	0	0	4	0	0	.250
Portillo, Adys	1	4	3.23	46	0	0	0	0	1	55.2	44	23	20	2	0	43	68	0	11	.220
Rearick, Chris	1	0	3.68	7	0	0	0	0	2	7.1	8	3	3	2	0	0	9	0	1	.267
Ross, Joe	2	0	3.60	4	3	0	0	0	0	20.0	23	8	8	2	0	1	19	0	2	.277
Sexton, Tim	1	0	0.00	1	1	0	0	0	0	5.0	4	0	0	0	0	2	5	0	0	.222
Sullivan, Jerry	3	2	1.80	24	0	0	0	1	4	25.0	19	6	5	0	0	10	27	1	4	.211
Wieland, Joe	0	1	2.00	2	2	0	0	0	0	9.0	8	3	2	1	0	1	6	0	1	.242
Wisler, Matt	1	0	2.10	6	6	0	0	0	0	30.0	26	7	7	2	0	6	35	0	2	.234
Yardley, Eric	0	0	3.00	4	0	0	0	0	0	6.0	3	2	2	0	1	4	7	0	0	.150
Team Total	68	72	3.36	140	140	0	11	38	57	1281.2	1242	557	478	81	43	437	1156	7	80	.256



JAMIE QUIRK MANAGER

- Jamie Quirk enters his second season with the Padres organization and his first season with San Antonio after spending the 2014 campaign as the skipper for Lake Elsinore...spent the previous two seasons (2012-13) as bench coach for the Chicago Cubs...2015 will mark his 43rd season in professional baseball.
- Prior to serving as bench coach for the Cubs, was the Houston Astros bullpen coach from 2010-11...served as a professional scout in 2009 and as third base coach for gold medal-winning Team USA in the 2009 World Cup in Europe...prior to 2009, served as bench coach for the Colorado Rockies for six seasons from 2003-08, all under manager Clint Hurdle...served as the Texas Rangers bullpen coach in 2002...began his Major League coaching career in 1994 as bullpen coach for

Kansas City, also serving as bench coach for the Royals from 1996-2001.

- Served as manager for the Royals for eight games in 1998 and for eight games during his six-year tenure with the Rockies.
- Played parts of 18 Major League seasons with the Royals (1975-76, 78-82, 85-88), Milwaukee (1977), St. Louis (1983), Chicago-AL (1984), Cleveland (1984), New York-AL (1989), Oakland (1989, 1990-92) and Baltimore (1989).
- Over his big league career, hit .240 (544-for-2266) with 100 doubles, 43 home runs and 247 RBI in 984 games, 525 as catcher...was a first-round selection (18th overall) by the Royals in the 1972 Draft.
- Member of the 1980 American League Champion Kansas City Royals, the 1985 World Champion Royals and the 1990 AL Champion Oakland Athletics.
- Resides with his wife, Anna, in Kansas City, Mo....has three children: daughter Kindal, 29, and sons Kelly, 28, and Kemer, 25.



JIMMY JONES

PITCHING COACH

- Jimmy Jones enters his seventh season as a pitching coach in the Padres organization and fifth-straight at Double-A San Antonio after serving in the same capacity for two seasons in Peoria.
- Served as bullpen coach for the Major League club for parts of the 2012 season.
- Helped lead the Missions pitching staff to the best ERA in the Texas League in both 2013 and 2014, posting a Texas League-best 3.19 ERA in 2013 en route to the club's 13th Texas League title and a 3.36 ERA in 2014.
- Was head coach of the high school team at Coram Deo Academy in Flower Mound, Texas, from 2001-08...also served as a private instructor to both individuals and teams in Texas from 2003-08.
- Selected by San Diego in the first round (third overall) of the 1982 June Draft...went 43-39 with a 4.46

ERA in 153 games (118 starts) over parts of eight Major League seasons with the Padres (1986-88), New York Yankees (1989-90), Houston Astros (1991-92) and Montreal Expos (1993).

- Appeared in 62 games (54 starts) during his three years in San Diego, posting a 20-21 record and 4.04 ERA...tied a Major League record for fewest hits allowed in a first Major League appearance, complete game, tossing a one-hitter in Houston on September 21, 1986.
- Pitched two years with the Tokyo Giants during the 1994-95 campaigns.
- Graduated from Thomas Jefferson High School in Dallas, Texas.
- Born April 20, 1964, Jones and his wife, Judy, reside in Highland Village, Texas, and have three daughters, Faith, Rebekah and Hannah, and a son, Joshua.



MORGAN BURKHART

HITTING COACH

- Morgan Burkhart enters his third season with the Padres organization, all as hitting coach for Single-A Fort Wayne after joining the club in 2013.
- In 2014, guided the TinCaps bats to the top of the MWL leaderboard in several categories, including: at-bats (4,857), hits (1,277), RBI (622), total bases (1,893) and batting average (.263).
- Prior to joining the Padres, Burkhart spent the previous seven coaching in the Independent Leagues, most recently as manager of the Windy City Thunderbolts of the Frontier League in 2012.
- Began his coaching career as hitting coach for the Calgary Vipers in 2007, continuing in that capacity through 2008 before being named manager of the Vipers for the 2009 season...in his managerial debut season with the Vipers, led the team to a league-best 49-27 record and the Golden Baseball League

championship...over three seasons (2009-11) total as manager of Calgary, the club went 155-95.

- Began his professional playing career as an undrafted free agent in the Frontier League in 1995, playing for the Richmond Roosters from 1995-98...was named Most Valuable Player of the league his last three seasons with Richmond from 1996-98...named *Baseball America's* Independent Player of the Year in 1998 after winning the Frontier League triple crown with a .404 average, 36 homers and 98 RBI, with his 36 homers setting a league and modern Independent League record.
- Also set Frontier League records in average, RBI, runs (97), extra-base hits (55), slugging percentage (.557).
- Was named the 1999-2000 Mexican League MVP after leading the league in RBI (55), on-base percentage (.461) and slugging percentage (.591).
- Played in parts of three Major League seasons with the Boston Red Sox (2000-01) and Kansas City Royals (2003), hitting .248 (30-for-121) with five home runs, 23 RBI and 20 runs scored in 42 games played.
- A native of St. Louis, Mo., he graduated from Hazelwood West (Mo.) high school in 1990 and attended the University of Central Missouri where he was a member of the 1994 NCAA Division II National Championship team...served as an assistant coach for the University of Central Missouri in 1995.



DANIEL TURNER

ATHLETIC TRAINER

- Dan Turner enters his ninth year with the Padres and seventh as a certified athletic trainer...2015 will mark his third season with the Missions.
- Earned Texas League Trainer of the Year honors following the 2014 season.
- He joined the Padres full-time in the middle of the 2009 season with Single-A Fort Wayne.
- Was the athletic trainer for Single-A Eugene in 2010, Single-A Fort Wayne in 2011 and was Triple-A Tucson's assistant athletic trainer in 2012.
- Interned as an athletic trainer for the Padres in 2007 and 2008.
- Graduated from Righetti High School (CA) in 2004 and Allan Hancock College in 2006 before

beginning the Athletic Training Education Program at San Diego State University in 2006, graduating in 2009 with a Bachelor's degree in kinesiology.

- Born October 29, 1986 in Santa Maria, Calif., Turner grew up in Orcutt, Calif., and now resides in San Diego.



SCOUTING & PLAYER DEVELOPMENT

LAKE ELSINORE STORM



CALIFORNIA LEAGUE (SINGLE-A) SOUTH DIVISION

2014 RECORD: 75-65 (.536)

2014 FINISH: 2nd (1st half); 2nd (2nd half)

PRESIDENT: Dave Oster

P.R. CONTACT: Eric Theiss

PHONE/FAX: 951-245-4487 / 951-245-0305

WEBSITE: www.stormbaseball.com

PADRES AFFILIATE SINCE: 2001

BALLPARK INFO:

The Diamond

Built in 1994 ~ Capacity 6,066+

500 Diamond Drive

Lake Elsinore, CA 92530

AWARDS & HIGHLIGHTS

- The Storm qualified for postseason play for the 12th time in 14 years as a San Diego Padres affiliate as they accumulated the second-best record in the California League South Division (75-65).
- Led the California League in attendance as 220,069 fans took in a game at the Diamond in 2014.
- UTL Diego Goris, OF Hunter Renfroe, RHP Trevor Gott and RHP Joe Ross were chosen to represent the California League in the All-Star Game against the Carolina League All-Stars.
- RHP Tayron Guerrero was selected to the World Roster at the XM Futures Game at Target Field in Minneapolis, Minn.
- RHP Joe Ross was tabbed as the sixth-best prospect in the California League by *Baseball America* while OF Hunter Renfroe came in at ninth...C Dane Phillips, 3B Gabriel Quintana and OF Mallex Smith were named Organizational All-Stars by MiLB.com.
- The Storm were recognized by the California League as the Organization of the Year for continuing to strive toward fostering a strong community and baseball presence throughout Southwest Riverside County.

NOTABLE RANKINGS

- UTL Diego Goris finished the season ranked second in the California League with a .324 batting average while INF Jose Rondon ranked fourth with a .319 average.
- OF Mallex Smith, despite playing just 55 games with Lake Elsinore, led the league with 40 stolen bases.
- INF Gabriel Quintana ranked third in the league with 35 doubles.
- RHPs Zack Eflin (3.80) and Colin Rea (3.88) ranked third and fourth, respectively, in the California League in ERA, while Eflin ranked fifth with a 12.16 baserunners per nine innings and Rea ranked tied for the league lead in games started (28) and fourth in wins (11).
- RHP Bryan Rodriguez finished the season ranked eighth with a 4.16 ERA, fifth with 149.1 innings pitched and fifth with a .269 opponents batting average.
- RHP Adam Cimber ranked fourth in the CL with 52 appearances and led the league with 15 holds and a 0.84 walks per nine innings ratio.
- RHP Brandon Alger ranked third with 53 appearances and 32 games finished while his 9.38 baserunners per nine innings was the best in the league and .191 opponents average ranked second.

2014 LAKE ELSINORE STORM BATTING STATISTICS

PLAYER	AVG	G	AB	R	H	2B	3B	HR	RBI	BB	IBB	SO	SB	CS	OBP	SLG	OPS	SF	SAC	HP	GDP	E
Adamson, Corey	.257	89	303	45	78	11	7	6	39	31	1	66	13	9	.340	.399	.739	2	4	8	4	2
Baltz, Jeremy	.241	97	365	58	88	18	4	12	57	40	2	101	4	1	.340	.411	.751	5	0	17	5	2
Bruguera, Reynaldo	.169	17	59	6	10	1	0	1	3	2	0	16	0	1	.210	.237	.447	0	1	1	4	5
Carmon, Stephen	.206	19	63	9	13	2	2	1	5	8	0	5	1	2	.292	.349	.641	1	3	0	0	5
Domoromo, Luis	.272	106	386	52	105	25	4	10	49	24	1	90	5	1	.315	.435	.750	2	3	1	6	10
Gallego, Nicholas	.207	9	29	2	6	1	0	0	2	1	0	10	0	0	.233	.241	.475	0	1	0	0	2
Gonzalez, Benji	.306	102	376	61	115	28	3	3	41	45	0	62	13	7	.381	.420	.801	4	11	3	5	13
Goris, Diego	.324	89	370	66	120	27	2	13	61	14	0	74	5	0	.347	.514	.860	6	0	2	13	18
Guinn, B.J.	.258	11	31	4	8	3	0	0	2	4	0	10	0	0	.343	.355	.698	0	1	0	2	2
Headley, Chase	.333	4	12	1	4	1	0	0	2	2	1	4	0	0	.429	.417	.845	0	0	0	2	0
Hunt, Bridger	.167	2	6	1	1	0	0	0	1	0	0	1	1	0	.143	.167	.310	1	0	0	0	0
Jankowski, Travis	.167	5	18	2	3	1	0	0	1	6	1	3	1	0	.375	.222	.597	0	1	0	1	0
Jensen, Chase	.455	3	11	4	5	2	0	0	1	1	0	3	0	0	.500	.636	1.136	0	0	0	0	1
Jones, Duanel	.234	108	389	34	91	20	1	10	56	27	1	112	4	5	.289	.368	.656	5	2	5	7	8
Martinez, Alberth	.268	132	526	76	141	28	2	12	68	41	2	97	7	6	.322	.397	.719	11	2	6	8	5
McElroy, Casey	.211	15	57	8	12	2	0	2	6	6	1	17	0	0	.286	.351	.637	0	1	0	2	1
Moreno, Edwin	.200	3	5	0	1	0	0	0	1	0	0	2	0	0	.200	.200	.400	0	0	0	0	0
Nester, John	.211	36	114	14	24	8	0	1	9	15	0	33	0	1	.302	.307	.609	0	3	0	3	4
Phillips, Dane	.279	68	251	43	70	16	4	10	48	22	0	55	3	0	.343	.494	.837	1	1	3	14	6
Quentin, Carlos	.100	4	10	1	1	0	0	0	0	3	0	2	0	0	.308	.100	.408	0	0	0	0	0
Quintana, Gabriel	.263	130	529	77	139	35	0	18	84	21	1	150	4	1	.302	.431	.733	5	0	11	4	24
Renfroe, Hunter	.295	69	278	46	82	21	3	16	52	28	3	81	9	3	.370	.565	.935	3	0	7	5	5
Rodriguez, Jeremy	.177	57	175	13	31	5	0	0	16	23	0	24	0	1	.277	.206	.483	2	8	2	7	7
Rondon, Jose	.319	109	433	58	138	26	5	1	36	30	0	73	11	7	.365	.409	.774	1	12	2	9	17
Smith, Mallex	.327	55	223	43	73	16	1	5	16	31	0	48	40	10	.414	.475	.889	0	5	2	0	3
Stevens, River	.150	7	20	1	3	0	0	0	0	3	0	4	0	0	.261	.150	.411	0	0	0	2	1
Tejada, Luis	.190	12	42	5	8	2	0	0	2	2	0	12	0	0	.244	.238	.483	0	0	1	1	0
Valdez, Jeudy	.197	23	71	7	14	4	0	0	7	10	0	15	3	0	.289	.254	.543	2	0	0	0	2
TEAM TOTAL	.267	140	4820	718	1286	257	72	96	658	487	4	1082	201	67	.340	.410	.749	40	31	65	80	164

SCOUTING & PLAYER DEVELOPMENT

2014 LAKE ELSINORE STORM PITCHING STATISTICS

PLAYER	W	L	ERA	G	GS	CG	SHO	SV	SVO	IP	H	R	ER	HR	HB	BB	SO	BK	WP	AVG
Alger, Brandon	4	3	2.70	53	0	0	0	15	19	63.1	45	22	19	5	2	19	73	1	4	.191
Cashner, Andrew	0	0	0.00	1	1	0	0	0	0	2.0	1	0	0	0	0	0	3	0	0	.143
Church, Joe	0	1	5.40	24	0	0	0	0	2	33.1	34	24	20	2	2	12	34	0	1	.248
Cimber, Adam	5	3	2.90	52	1	0	0	0	4	77.2	80	27	25	5	2	9	43	0	5	.272
Cowgill, Coby	3	2	6.59	13	7	0	0	0	0	41.0	52	36	30	5	1	26	31	0	3	.317
De Paula, Rafael	2	4	6.54	8	8	0	0	0	0	42.2	47	32	31	7	3	17	41	0	6	.281
Eflin, Zach	10	7	3.80	24	24	0	0	0	0	128.0	138	56	54	9	4	31	93	0	3	.281
Gott, Trevor	2	4	3.16	29	0	0	0	16	20	31.1	28	13	11	3	1	9	31	0	1	.239
Guerrero, Tayron	0	0	2.63	14	0	0	0	3	3	13.2	10	4	4	1	1	8	14	0	2	.200
Hebner, Cody	2	3	4.81	31	0	0	0	2	3	43.0	42	30	23	3	2	24	42	0	6	.263
Kelly, Casey	0	0	4.32	2	2	0	0	0	0	8.1	14	4	4	0	0	0	9	0	0	.400
Madrid, Roman	2	1	2.14	12	0	0	0	0	0	21.0	14	6	5	0	1	8	22	0	1	.192
Mejia, Ruben	2	2	5.88	6	5	0	0	0	0	26.0	33	20	17	1	0	11	15	1	0	.311
Morris, Elliot	6	6	3.86	17	17	0	0	0	0	93.1	77	42	40	12	2	39	73	1	5	.223
Morrow, Bryce	1	1	3.75	19	5	0	0	0	0	50.1	56	27	21	7	2	8	37	0	0	.287
Mutz, Nick	0	1	18.56	4	0	0	0	0	0	5.1	10	11	11	2	0	3	5	0	0	.370
Nunn, Chris	4	2	4.30	49	0	0	0	0	2	58.2	52	31	28	7	1	25	76	1	4	.234
Oaks, Alan	0	0	7.59	9	0	0	0	0	0	10.2	11	13	9	3	0	6	10	0	2	.244
Paullus, Ben	1	0	4.65	23	0	0	0	1	3	31.0	45	23	16	4	0	9	28	0	6	.331
Rea, Colin	11	9	3.88	28	28	0	0	0	0	139.0	151	65	60	11	7	37	118	2	4	.274
Reyes, Genison	1	2	5.47	18	0	0	0	0	0	24.2	37	23	15	4	3	15	21	0	5	.343
Richardson, Josh	0	0	9.39	6	0	0	0	0	0	7.2	14	9	8	1	0	5	5	0	0	.412
Rizzotti, Tony	0	0	4.32	8	0	0	0	0	0	8.1	10	5	4	1	3	4	8	0	0	.294
Rodriguez, Bryan	8	9	4.16	27	26	0	0	0	0	149.1	154	81	69	9	8	46	104	3	11	.269
Rodriguez, Jeremy	0	0	6.00	3	0	0	0	0	0	3.0	3	2	2	1	0	0	1	0	0	.250
Ross, Joe	8	6	3.98	19	19	0	0	0	0	101.2	101	52	45	6	7	28	87	0	3	.256
Shepherd, Matthew	6	1	5.02	43	5	0	0	1	1	86.0	81	50	48	8	5	37	96	0	11	.243
Verbitsky, Bryan	0	1	5.40	1	1	0	0	0	0	3.1	3	2	2	2	0	6	2	0	0	.231
Vincent, Nick	0	0	0.00	2	0	0	0	0	0	2.0	2	0	0	0	0	0	1	0	0	.286
Wood, Tyler	0	0	27.00	1	0	0	0	0	0	1.0	5	3	3	1	0	0	1	0	0	.714
Team Total	75	65	4.30	140	140	0	6	38	58	1261.1	1313	690	603	115	56	414	1084	9	79	.268



MICHAEL COLLINS

MANAGER

- Michael Collins enters his fourth season in the Padres organization and his first with Lake Elsinore after spending the last two seasons as the manager of Fort Wayne. Leading the TinCaps to the Midwest League playoffs both seasons...previously served as manager for the Padres' Rookie-Level affiliate in 2013 and the club's Dominican Summer League affiliate in 2012 in what was his managerial debut.
- Prior to becoming a manager, served as an assistant coach for the DSL Padres in 2011.
- Named the Padres' 2015 Jack Krol Award recipient for his contributions to player development.
- For the past three off-seasons, has managed his hometown team, the Canberra Cavalry of the Australian Baseball League...led the Cavalry to the 2012/2013 ABL Championship title in his first year as manager...led the club back to the ABL Championship series in 2013/2014, as the Cavalry fell to the Perth Heat...the Cavalry fell just short of the postseason in 2014/2015, posting a 22-24 record.

- The former catcher played in 10 professional seasons in the Los Angeles Angels (2001-08) and San Diego Padres (2009-10) organizations...was originally signed by the Angels as a non-drafted free agent in 2001.
- A native of Australia, he attended Daramalan College while playing for local club teams before beginning his professional playing career, including the Cavalry.
- Born July 18, 1984 in Canberra, Australia...resides in the winter in Chandler, Ariz.



ROD BARAJAS

HITTING COACH

- Rod Barajas enters his second season in the Padres organization and his first full season as Lake Elsinore's hitting coach as he joined the Storm in June of the 2014 season...started the 2014 campaign as the manager of the Rookie-Level Arizona League Padres.
- Joined the Padres organization after a 17-year playing career, including parts of 14 Major League seasons with the Arizona Diamondbacks (1999-2003), Texas Rangers (2004-06), Philadelphia Phillies (2007), Toronto Blue Jays (2008-09), New York Mets (2010), Los Angeles Dodgers (2010-11) and Pittsburgh Pirates (2012).
- The former catcher hit .235 (812-for-3460) with 187 doubles, one triple, 136 home runs, 480 RBI and 396 runs scored in 1,114 games played.
- Originally signed by the Diamondbacks as a minor league free agent in 1996...made his big league debut for the Diamondbacks in 1999 and was a member of the 2001 World Champion team.
- Played for Team Mexico in the 2009 World Baseball Classic.
- While with Toronto, was the Blue Jays' nominee for the 2009 Heart and Hustle Award.
- Graduated from Santa Fe High School (CA) and attended Cerritos Junior College in Norwalk, Calif.
- A native of Ontario, Calif., Barajas was born on September 5, 1975...he and his wife, Stacie, reside in Rancho Santa Fe, Calif., with their eight children: Andrew, Bryce, Rod Jr., Jace, Aunalilia, Aubrielle, Starlette and Emiko.



GLENDON RUSCH

PITCHING COACH

- Glendon Rusch enters his first season as a professional coach in 2015 when he leads the Storm's pitching staff.
- Rusch pitched professionally for 17 seasons, 11 of which came at the Major League level, for the Kansas City Royals (1993-99), the New York Mets (1999-2001), Milwaukee Brewers (2002-03), Chicago Cubs (2004-06), San Diego Padres (2008) and Colorado Rockies (2008-09) organizations...the left-handed pitcher pitched to a 67-99 record with a 5.04 ERA and 1088 strikeouts against 460 walks in 342 games, 220 starts, in that time.
- Following his retirement from his playing career, started the Full Count Baseball Academy and has worked with young athletes in Southern California.
- Born on November 7, 1974 in Seattle, WA, Rusch resides in La Canada, Ca. with his wife, Kelley, and two sons, Cade and Trevor.



WILL SINON

ATHLETIC TRAINER

- Will Sinon is in his ninth season as Lake Elsinore's athletic trainer and 18th overall in San Diego's system.
- Earned California League Trainer of the Year honors for the 2008 campaign.
- Spent the 2006 season as athletic trainer at Triple-A Portland...served in the same capacity for Double-A Mobile from 2003-05, earning Southern League Trainer of the Year honors in 2003.
- Joined the Padres organization in 1998 as athletic trainer at Rookie-level Peoria and held that position through the 1999 season...also athletic trainer for the Pioneer League Champion Idaho Falls club in 2000 and Single-A Fort Wayne from 2001-02.
- Is a Certified Athletic Trainer and Certified Strength and Conditioning Specialist (CSCS)...graduated from the University of La Verne with a degree in physical education.
- Sinon and his wife, Amy, daughter, Emily, and son, Matthew, reside in Ladera Ranch, Calif.

SCOUTING & PLAYER DEVELOPMENT

FORT WAYNE TINCAPS



MIDWEST LEAGUE (SINGLE-A) EASTERN DIVISION

2014 RECORD: 63-76 (.453)

2014 FINISH: 7th (1st half); 4th (2nd half)

PRESIDENT/IGM: Mike Nutter

P.R. CONTACT: John Nolan

PHONE/FAX: 260-482-6400 / 260-471-4678

WEBSITE: www.TinCaps.com

PADRES AFFILIATE SINCE: 1999

BALLPARK INFO:

Parkview Field

Built in 2009 ~ Capacity 8100

1301 Ewing Street

Fort Wayne, IN 46802

AWARDS & HIGHLIGHTS

- Fort Wayne finished the season 63-76 overall and earned a playoff berth for the sixth consecutive season after they earned a wild card spot during the second-half of the regular season... their current streak of six consecutive playoff appearances is by far the longest in the Midwest League, as the second-longest streak is two seasons (Cedar Rapids, South Bend).
- The club advanced to the Eastern Division Championship Series for the fifth time in six seasons and fourth year in a row... the TinCaps were the only team in 2014 to make a repeat appearance in the league semifinals...no other club has been to more than three division championships since 2009.
- TinCaps set a Fort Wayne franchise record for home runs in the regular season (102) and led 16-team MWL during the regular season in team batting average (.263), hits (9.2/game), RBI (4.5/game) and total bases (13.6/game).
- OF Mallex Smith was voted by fans as the 2014 Minor League Baseball Top Offensive Player after he led all of MiLB with 88 stolen bases (second place had 69)...he also won the Midwest League All-Star Classic Bunting Contest.
- Smith, RHP Tayron Guerrero and RHP Nick Mutz were selected to represent the TinCaps for the East Division All-Stars at the Midwest League All-Star Game...1B Jake Bauers was named a MWL Postseason All-Star.
- INF Trea Turner was tabbed as the second-best prospect in the Midwest League by *Baseball America* while Jake Bauers ranked 20th.

NOTABLE RANKINGS

- Fort Wayne's offense led the MWL in several categories, including: at-bats (4,857), hits (1,277), RBI (622), total bases (1,893) and batting average (.263).
- INF Fernando Perez led the MWL and set a Fort Wayne franchise record with 95 RBI, surpassing the previous record of 91 held by Will Venable (2006)...Perez also belted 18 home runs, which was tied for the fourth-most in the league.
- OF Mallex Smith finished his time with the TinCaps (65 games) with 48 stolen bases, the second-highest total in the league.
- OF Ronnie Richardson posted a .401 on-base percentage, the second-best mark in the league.
- RHP Kyle Loyd finished the season with 155 strikeouts, the highest total in the MWL... RHP Eric Yardley posted a 1.55 walks per nine innings ratio, the fifth-best mark in the league.

2014 FORT WAYNE TINCAPS BATTING STATISTICS

PLAYER	AVG	G	AB	R	H	2B	3B	HR	RBI	BB	IBB	SO	SB	CS	OBP	SLG	OPS	SF	SAC	HP	GDP	E
Bauers, Jake	.296	112	406	59	120	18	3	8	64	51	2	80	5	6	.376	.414	.789	5	1	4	4	12
Bruguera, Reynaldo	.253	27	87	10	22	3	0	0	6	8	0	23	0	0	.309	.287	.597	2	0	0	0	3
Charles, Henry	.236	86	309	34	73	9	3	8	39	20	0	62	4	2	.285	.362	.647	0	2	1	9	5
Cordero, Franchy	.188	22	85	5	16	2	1	0	9	4	1	36	3	3	.237	.235	.472	2	1	2	0	18
Jensen, Chase	.161	16	56	4	9	2	1	0	5	1	0	12	0	0	.200	.232	.432	1	0	2	2	2
Miller, Ryan	.243	87	305	38	74	14	0	12	37	19	1	69	1	1	.304	.407	.711	2	2	9	5	9
Moreno, Edwin	.143	8	28	1	4	1	0	0	1	0	0	10	0	0	.143	.179	.321	0	0	0	1	0
Nester, John	.300	14	50	11	15	4	0	0	2	5	0	13	0	0	.375	.380	.755	0	0	1	1	1
Perez, Fernando	.284	116	469	69	133	24	1	18	95	25	4	106	3	2	.322	.454	.776	7	1	5	6	24
Peterson, Dustin	.233	126	527	64	123	31	3	10	79	25	0	137	1	3	.274	.361	.634	5	0	6	11	38
Phillips, Dane	.295	40	156	25	46	12	3	2	28	10	1	30	2	0	.335	.449	.784	1	1	0	4	2
Reina, Adolfo	.243	47	189	24	46	7	0	8	27	8	0	36	0	1	.276	.407	.684	1	0	1	6	3
Reyes, Franmil	.248	128	508	67	126	24	2	11	59	38	2	118	1	5	.301	.368	.669	3	1	2	9	14
Richardson, Ronnie	.268	87	306	66	82	16	6	4	27	54	2	66	12	5	.401	.399	.800	3	4	16	3	1
Schulz, Nick	.341	49	176	30	60	8	2	8	30	11	0	47	1	1	.386	.545	.932	0	2	2	2	0
Smith, Mallex	.295	65	254	56	75	13	6	0	15	38	0	55	48	16	.393	.394	.786	2	5	4	2	8
Stevens, River	.248	26	101	14	25	1	2	1	9	4	1	13	2	0	.274	.327	.600	1	0	0	4	13
Tejada, Luis	.247	46	158	19	39	6	1	3	18	9	0	36	2	0	.310	.354	.665	1	1	6	0	4
Turner, Trea	.369	46	187	31	69	14	2	4	22	24	1	48	14	3	.447	.529	.976	1	1	3	2	3
Urena, Jose Carlos	.165	19	79	7	13	3	1	2	11	5	1	27	0	0	.233	.304	.536	0	0	2	0	2
VanMeter, Josh	.254	116	421	49	107	24	0	3	39	34	1	87	8	4	.311	.333	.644	0	2	1	6	18
TEAM TOTAL	.263	139	4857	683	1277	236	37	102	622	393	17	1111	107	52	.324	.390	.714	37	24	67	77	208



SCOUTING & PLAYER DEVELOPMENT

2014 FORT WAYNE TINCAPS PITCHING STATISTICS

PLAYER	W	L	ERA	G	GS	CG	SHO	SV	SVO	IP	H	R	ER	HR	HB	BB	SO	BK	WP	AVG
Baskette, Payton	4	4	5.29	20	12	0	0	0	0	81.2	113	60	48	5	2	35	52	0	2	.325
Blueberg, Colby	1	0	0.00	2	0	0	0	0	0	3.0	3	0	0	0	0	2	3	0	0	.250
Bostjancic, Cory	1	0	7.04	4	0	0	0	0	0	7.2	11	6	6	0	0	5	6	0	1	.344
Brasoban, Jimmy	2	4	6.54	15	14	0	0	0	0	64.2	79	52	47	4	3	35	50	0	9	.302
Bruguera, Reynaldo	0	0	0.00	1	0	0	0	0	0	1.0	0	0	0	0	0	0	1	0	0	.000
Butler, Ryan	1	1	0.83	18	0	0	0	10	11	21.2	17	3	2	0	0	6	30	0	0	.215
Cabrera, Erik	4	7	5.15	36	9	0	0	0	2	87.1	90	60	50	9	4	37	61	0	17	.273
Chabot, Matthew	1	0	0.00	1	0	0	0	0	0	1.2	0	0	0	0	0	0	5	0	0	.000
Cowgill, Coby	2	2	7.31	9	7	0	0	0	0	32.0	40	28	26	0	4	21	24	0	7	.315
De Horta, Adrian	0	2	5.32	12	11	0	0	0	0	47.1	49	31	28	2	3	38	36	1	7	.272
Enloe, Jeffery	6	6	3.84	14	12	0	0	0	0	63.1	65	33	27	3	0	15	34	0	0	.263
Fried, Max	0	1	4.76	2	2	0	0	0	0	5.2	7	3	3	1	0	2	2	0	0	.318
Guerrero, Tayron	6	1	1.00	25	0	0	0	1	3	36.0	22	7	4	2	0	12	42	1	1	.169
Guzman, Jorge	1	1	3.11	25	0	0	0	0	1	37.2	34	17	13	4	3	14	29	0	2	.241
Hebner, Cody	2	5	4.64	11	11	0	0	0	0	42.2	50	32	22	3	2	14	46	0	0	.284
Herrera, Ronald	6	9	3.92	26	25	0	0	0	0	133.0	146	71	58	11	11	25	82	2	4	.282
Jester, Jason	3	1	1.71	19	0	0	0	0	1	26.1	21	9	5	0	1	8	27	0	2	.208
Kelich, Pete	0	3	4.88	5	5	0	0	0	0	24.0	33	21	13	1	0	3	26	1	0	.303
Livingood, Justin	7	1	3.46	35	1	0	0	1	2	83.1	78	35	32	5	2	30	84	0	7	.244
Lloyd, Kyle	6	5	3.61	27	21	0	0	0	1	119.2	114	60	48	8	2	34	155	1	9	.247
Lockett, Walker	0	0	0.00	1	1	0	0	0	0	5.0	3	3	0	0	0	1	1	0	0	.150
Mutz, Nick	2	5	2.29	46	0	0	0	9	15	51.0	48	20	13	2	2	15	51	0	2	.240
Reyes, Genison	2	0	6.69	30	0	0	0	0	0	39.0	47	29	29	2	1	22	39	0	3	.290
Richardson, Josh	1	2	7.11	18	0	0	0	0	1	31.2	48	26	25	2	3	10	22	0	1	.358
Richardson, Ronnie	0	1	5.40	5	0	0	0	0	0	5.0	5	3	3	0	0	7	1	0	1	.294
Rizzotti, Tony	3	2	5.88	25	0	0	0	0	2	49.0	67	37	32	2	2	21	41	0	2	.318
Santos, Wilson	0	3	7.00	14	0	0	0	0	1	18.0	21	17	14	1	0	14	16	0	2	.288
Verbitsky, Bryan	0	1	13.50	3	2	0	0	0	0	8.0	16	13	12	1	0	5	8	0	2	.410
Weickel, Walker	1	8	6.32	15	15	0	0	0	0	72.2	94	65	51	8	6	34	39	0	12	.308
Wieber, Tony	2	0	5.40	5	0	0	0	0	0	11.2	12	7	7	1	0	2	5	0	0	.273
Wood, Tyler	0	1	7.53	6	0	0	0	0	0	14.1	18	12	12	3	1	2	10	0	1	.300
Yardley, Eric	2	4	2.95	42	0	0	0	3	6	58.0	48	24	19	1	4	10	52	0	1	.218
TEAM TOTAL	63	76	4.56	139	139	0	9	24	46	1232.1	1346	758	625	75	51	469	1045	5	94	.275



FRANCISCO MORALES

MANAGER

- Francisco Morales will take on the first managerial position of his career in what is his second season in the Padres organization...spent the 2014 campaign as the hitting coach for Double-A San Antonio after serving the previous three seasons (2011-13) as bullpen catcher and staff assistant on the Cleveland Indians' Major League coaching staff.

- His duties with the Indians coaching staff included catching starting and relief pitchers and throwing batting practice along with assisting Indians positional coaches with functions relative to their positions with the club.

- Began his coaching career in 2006 in the Dominican Summer League academy for the Arizona Diamondbacks and was hitting coach at Rookie-Level Yakima in 2007...spent the 2008-10 seasons at Single-A South Bend of the Midwest League in the D-backs organization.

- As a player, hit .223 with 45 home runs and 242 RBI in 555 games as a catcher during an eight-year minor league career (1992-99) with the Cubs, Cardinals and Expos organizations.

- Originally signed as a free agent by the Cubs on May 23, 1991 and reached the Triple-A level twice with Ottawa in the Expos organization in 1997 and 1999...also played four seasons for Long Island and Camden in the Atlantic League from 2000-03 to conclude his playing career.

- A native of the Dominican Republic, he and his wife, Kenia, have two children: Maxwell and Ashly.



LANCE BURKHART

HITTING COACH

- Lance Burkhart joins the Padres for his first season coaching in affiliated baseball, having spent the last five seasons coaching in the independent Atlantic League.
- Spent the 2014 season as the manager for the Southern Maryland Blue Crabs of the Atlantic League...prior to joining Southern Maryland, was the hitting coach for the Lancaster Barnstormers for four seasons (2010-13).
- Prior to his coaching career, enjoyed a 13-year playing career as a catcher in the Montreal Expos (1997-99), Milwaukee Brewers (2000-02), Texas Rangers (2003) and Baltimore Orioles (2004) organizations as well as stints in the independent leagues with Lancaster (2005-08) and Southern Maryland (2009).
- In celebration of the Barnstormers' 10th season, he was chosen by both Lancaster Newspapers and

the 'Stormers as the catcher on all-time Barnstormers teams.

- Is the younger brother of San Antonio hitting coach Morgan Burkhart.




BURT HOOTON

PITCHING COACH

- Burt Hooton enters his third season with the Padres organization and third with Single-A Fort Wayne after joining in 2013 as pitching coach.
- Previously served as pitching coach for the Houston Astros' Triple-A affiliate for the prior eight seasons in both Oklahoma City (2001-12), and Round Rock (2005-10)...also spent parts of five seasons (2000-04) as the Major League pitching coach for the Astros.
- Also served as pitching coach for the Round Rock Express in 2000 after three seasons as the pitching coach for the University of Texas, his alma mater, from 1997-99.
- Began his coaching career with Single-A Salem from 1988-89...later served as the pitching coach for Double-A San Antonio with the Dodgers organization from 1990-94 and coached the 1995-96 seasons

with Triple-A Albuquerque.

- Played in the Majors Leagues for parts of 15 seasons with the Chicago Cubs (1971-75), Los Angeles Dodgers (1975-84) and Texas Rangers (1985).
- On April 16, 1972, as a 22-year-old rookie in his fourth big league start over two seasons, he tossed a no-hitter for the Cubs against Philadelphia.
- Over his 15 big league seasons, he compiled a 151-136 (.526) record with a 3.38 ERA (996 ER, 2652.0 IP) and 1,491 strikeouts against 799 walks in 480 games, 377 starts.
- Named a National League All-Star in 1981 with the Dodgers, Hooton also finished second in Cy Young Award voting in 1978 for Los Angeles, a year in which he went 19-10 with a 2.71 ERA (71 ER, 236.0 IP) over 32 starts with 10 complete games.
- Over 11 postseason starts, he was 6-3 with a 3.17 ERA (21 ER, 59.2 IP), including 3-3 in six World Series outings...was the winning pitcher in the clinching Game Six of the 1981 World Series for the Dodgers over the Yankees, and finished the 1981 postseason with a 4-1 record and a 0.82 ERA (3 ER, 33.0 IP) over five starts.
- Selected by the Chicago Cubs in the secondary phase of the 1971 Draft and made his Major League debut nine days later, fanning his first batter faced in future Hall of Famer Lou Brock...set a Cubs rookie record by striking out 15 batters in a game later that season.
- Resides in San Antonio, Texas, with his wife, Ginger...the couple has two grown children...nicknamed "Happy" Hooton from his former manager, Tommy Lasorda, because he seldom looked as if he were happy.



RICKY HUERTA

ATHLETIC TRAINER

- Ricky Huerta enters his sixth season with the Padres, having joined the organization in 2009...2015 will mark his third straight season with Single-A Fort Wayne.
- Interned with the Padres in 2008 under head athletic trainer for the Major League club, Todd Hutcheson.
- Received his Bachelor's degree in athletic training from the University of La Verne.
- Born December 8, 1985 in Los Angeles, Calif., Huerta now resides in El Cajon, Calif., with his wife, Brittany, daughter Juliana, and son, Jayden.



TRI-CITY DUST DEVILS



NORTHWEST LEAGUE (SHORT-A) NORTH DIVISION

2014 EUGENE RECORD: 30-46 (.395)

2014 EUGENE FINISH: 4th (1st & 2nd Half)

GENERAL MANAGER: Derrel Ebert

P.R. CONTACT: Tim Gittel

PHONE/FAX: 509-544-8789 / 509-547-9570

WEBSITE: www.dustdevilsbaseball.com

PADRES AFFILIATE SINCE: 2015

BALLPARK INFO:

Gesa Stadium

Built in 1995 ~ Capacity 3,700

6200 Burden Blvd.

Pasco, WA 99301

TRI-CITY DUST DEVILS

- On September 19, 2014, the San Diego Padres announced a new player development contract with the Tri-City Dust Devils of the Short-Season Northwest League for the 2015 and 2016 seasons.
- The Dust Devils were previously an affiliate of the Colorado Rockies since their inception in 2001...prior to the Tri-Cities, the club had previously called Portland (1995-2000) and Bend, Ore. (1979-1994) home and has had affiliations with Colorado (1994-2014), California (1988-89) and Philadelphia (1979-86).
- The 2015 season marks the return of Padres baseball to the Tri-Cities, as San Diego previously headquartered their short-season operations there from 1970-72 with the Tri-City Padres.
- During the Padres' original three-year stint in the Tri-Cities, the club produced 15 future Major Leaguers, including 1976 National League Cy Young Award winner and Padres Hall of Famer Randy Jones, who made his professional debut with the Short-Season club during the 1972 season.
- **The Padres and Dust Devils will announce a new manager for the club prior to the start of the 2015 season.**

AWARDS & HIGHLIGHTS

- INF Franchy Cordero, INF Marcus Davis, INF Jalen Goree, INF Chase Jensen, RHP Aaron Cressley and RHP Bryan Verbitsky were named Northwest League Mid-Season All-Stars at their home ballpark of PK Park in Eugene, Ore.
- As the host team the club's coaching staff was named the All-Star coaching staff, including manager Robbie Wine, hitting coach Homer Bush, pitching coach Nelson Cruz, athletic trainer Mitch Mattoon and strength and conditioning coach Gabe Lazzaro.
- INF Trea Turner was tabbed as the fifth-best prospect in the Northwest League by *Baseball America* while INF Franchy Cordero was ranked seventh.

NOTABLE RANKINGS

- 1B/OF/DH Marcus Davis was the Emeralds' bright spot on offense after he finished the season ranked fifth in the NWL with a .322 batting average, tied for the league-lead with 23 doubles, fourth with a .411 on-base percentage, first with a .537 slugging percentage and tied for fourth 31 extra-base hits.
- OF Auston Bousfield ranked tied for second in the Northwest League with five triples.
- RHP Michael Kelly finished the season ranked 10th in the NWL with a 4.05 ERA, tied for the league-lead in wins (7), tied for fourth in strikeouts (71), fifth in innings pitched (73.1 IP), second in opponents batting average (.224), third in WHIP (1.15) and fifth in strikeouts per nine innings (8.78)
- RHP Bryan Verbitsky ranked tied for third with 10 saves and tied for fourth with 19 games finished.
- RHP Colby Blueberg ranked among leaders among relief pitchers in several categories, including: opponents batting average (.207, 5th), walks per nine innings (1.65, 1st) and baserunners per nine innings (8.54, 1st).

SCOUTING & PLAYER DEVELOPMENT

2014 EUGENE EMERALDS BATTING STATISTICS

PLAYER	AVG	G	AB	R	H	2B	3B	HR	RBI	BB	IBB	SO	SB	CS	OBP	SLG	OPS	SF	SAC	HP	GDP	E
Blanco, Felipe	.169	37	130	9	22	8	1	1	5	4	0	57	3	1	.200	.269	.469	0	2	1	3	12
Bousfield, Auston	.301	45	166	36	50	16	5	3	13	24	0	37	12	4	.402	.512	.914	0	0	4	3	3
Boykin, Rod	.278	8	18	4	5	0	1	0	0	0	0	6	2	0	.316	.389	.705	0	0	1	0	1
Bravo, Daniel	.000	2	7	0	0	0	0	0	1	0	0	2	0	0	.000	.000	.000	0	0	0	1	0
Cordero, Franchy	.279	61	240	40	67	8	4	9	35	14	1	75	13	5	.329	.458	.788	0	1	4	7	34
Daal, Rodney	.091	3	11	1	1	0	0	0	1	1	0	3	0	0	.167	.091	.258	0	0	0	0	0
Davis, Marcus	.322	60	214	32	69	23	1	7	31	29	1	44	4	2	.411	.537	.948	0	0	3	1	8
Del Castillo, Miguel	.203	23	79	12	16	7	1	0	12	4	0	18	0	0	.238	.316	.555	1	0	0	5	4
Dickerson, Alex	.300	3	10	3	3	1	0	0	2	3	0	2	0	0	.462	.400	.862	0	0	0	0	0
Epperson, Joseph	.245	31	94	11	23	5	0	1	4	7	0	19	2	3	.330	.330	.660	0	1	5	3	7
Goree, Jalen	.217	43	152	20	33	9	1	5	21	11	0	40	8	3	.275	.388	.664	2	2	2	2	14
Jankowski, Travis	.182	8	33	6	6	0	0	0	1	3	0	5	4	0	.250	.182	.432	0	0	0	2	0
Jensen, Chase	.278	23	79	5	22	5	0	2	11	1	0	27	0	0	.293	.418	.710	1	0	1	0	5
Miller, Michael	.236	26	89	7	21	3	0	1	9	6	0	13	2	0	.299	.303	.602	0	0	2	2	5
Morales, Mitchell	.214	9	28	1	6	1	0	0	1	1	0	8	1	0	.241	.250	.491	0	0	0	0	3
Moreno, Edwin	.242	26	95	8	23	7	0	1	5	3	0	22	3	2	.263	.347	.610	1	0	0	3	2
Rosen, Yale	.247	54	170	16	42	12	0	7	29	26	2	55	1	2	.350	.441	.791	0	0	1	3	0
Ruiz, Jose	.187	43	155	12	29	7	0	0	7	1	0	36	0	0	.201	.232	.434	1	1	2	6	8
Santos, Trae	.204	49	162	15	33	8	1	4	26	20	0	47	2	0	.309	.340	.648	1	0	5	5	4
Schulz, Nick	.167	12	48	6	8	2	0	1	5	4	0	13	0	0	.231	.271	.502	0	0	0	3	0
Spangenberg, Cory	.200	6	25	3	5	0	1	0	2	0	0	6	2	0	.200	.280	.480	0	0	0	1	1
Stevens, River	.267	24	86	12	23	4	0	0	10	7	0	16	7	2	.340	.314	.654	1	1	3	2	4
Torres, Nick	.254	43	169	20	43	11	0	3	23	7	0	42	2	2	.292	.373	.665	0	0	2	3	1
Turner, Trea	.228	23	92	14	21	2	0	1	2	11	0	19	9	1	.324	.283	.606	0	0	2	2	1
Urena, Jose Carlos	.196	44	158	14	31	8	0	4	13	16	0	65	0	3	.281	.323	.604	1	0	3	1	1
Vilte, Nick	.216	23	74	11	16	4	1	0	8	15	0	21	1	1	.376	.297	.674	0	1	4	4	5
TEAM TOTAL	.239	76	2584	318	618	151	17	50	277	218	4	698	78	31	.308	.369	.677	9	9	45	62	136

2014 EUGENE EMERALDS PITCHING STATISTICS

PLAYER	W	L	ERA	G	GS	CG	SHO	SV	SVO	IP	H	R	ER	HR	HB	BB	SO	BK	WP	AVG
Baskette, Payton	0	2	5.52	4	3	0	0	0	0	14.2	14	9	9	0	2	3	17	1	1	.255
Beatty, Max	1	1	4.50	18	1	0	0	0	1	28.0	29	21	14	4	0	5	25	0	3	.257
Blueberg, Colby	2	0	0.55	18	0	0	0	1	2	32.2	24	4	2	0	1	6	37	0	2	.207
Bostjancic, Cory	1	2	14.32	15	0	0	0	0	0	22.0	36	35	35	2	5	14	17	0	5	.379
Brasoban, Jimmy	2	1	6.48	4	4	0	0	0	0	16.2	19	13	12	1	1	8	15	0	0	.275
Butler, Ryan	0	0	8.22	5	0	0	0	1	1	7.2	12	7	7	0	0	3	6	0	0	.375
Constanza, Alex	0	2	14.14	2	2	0	0	0	0	7.0	11	11	11	2	0	4	6	0	1	.344
Cox, Taylor	0	1	27.00	2	0	0	0	0	1	1.2	7	6	5	0	0	0	1	0	0	.538
Cressley, Aaron	2	1	3.60	21	2	0	0	0	0	35.0	34	17	14	1	0	15	29	1	1	.252
De Horta, Adrian	1	2	5.40	13	7	0	0	0	0	30.0	28	24	18	2	2	30	26	0	4	.246
Dorminy, Thomas	0	1	3.72	11	7	0	0	0	0	19.1	25	13	8	2	0	9	24	0	2	.316
Enloe, Jeffery	0	0	2.45	1	0	0	0	0	0	3.2	1	1	1	1	0	0	5	0	0	.077
Epperson, Joseph	0	1	18.00	1	0	0	0	0	0	1.0	1	2	2	1	1	1	0	0	0	.333
Fry, Brandon	0	1	3.42	12	0	0	0	0	0	23.2	18	12	9	1	2	13	15	1	1	.209
Guzman, Jorge	0	0	0.00	1	0	0	0	0	0	2.0	1	0	0	0	0	0	3	0	0	.143
Holland, Samuel	0	1	2.43	27	0	0	0	0	2	40.2	36	20	11	1	4	8	53	0	2	.222
Huffman, Chris	0	1	4.26	15	0	0	0	0	1	19.0	21	11	9	1	1	6	16	0	2	.292
Jernigan, Logan	0	4	5.59	11	10	0	0	0	0	37.0	36	28	23	5	2	20	39	0	7	.257
Kelly, Michael	7	5	4.05	15	14	0	0	0	0	73.1	59	36	33	5	4	25	71	1	6	.224
Lemond, Zechariah	2	3	3.79	11	8	0	0	0	1	38.0	39	17	16	1	4	5	34	0	1	.262
Liriano, Elvin	0	0	3.86	2	0	0	0	0	0	2.1	1	1	1	0	0	3	4	0	0	.111
Lockett, Walker	0	2	21.94	4	2	0	0	0	0	5.1	13	15	13	0	2	12	1	0	1	.481
Lucio, Seth	3	2	2.96	24	0	0	0	1	1	27.1	16	11	9	1	2	20	46	1	1	.165
Radke, Travis	2	3	3.12	17	2	0	0	0	1	34.2	32	20	12	0	2	16	44	3	3	.241
Rizzotti, Tony	0	0	0.96	5	0	0	0	1	1	9.1	3	1	1	0	0	2	10	0	0	.100
Russell, Griffin	0	3	4.97	11	5	0	0	0	0	29.0	32	18	16	3	3	18	29	0	2	.288
Santos, Trae	0	0	0.00	2	0	0	0	0	0	3.0	1	0	0	0	0	2	0	0	0	.125
Santos, Wilson	3	2	2.55	24	0	0	0	0	0	35.1	33	14	10	1	0	12	23	0	6	.237
Verbitsky, Bryan	2	2	1.67	23	0	0	0	10	11	27.0	13	6	5	0	0	10	42	0	0	.144
Weickel, Walker	0	3	6.09	7	7	0	0	0	0	34.0	47	31	23	3	5	17	20	1	7	.318
Wieber, Tony	1	0	7.90	5	2	0	0	0	0	13.2	21	13	12	1	0	1	13	0	0	.333
Wissmann, Danny	1	0	0.00	1	0	0	0	0	0	1.0	1	0	0	0	0	0	1	0	0	.200
Team Total	30	46	4.53	76	76	0	4	14	23	675.0	664	417	340	39	43	288	672	9	58	.255



MARVIN BENARD

HITTING COACH

- Marvin Benard enters his first season in the Padres organization and his first season coaching in the professional ranks.
- Enjoyed a nine-year Major League playing career, all with San Francisco, where he was a lifetime .271 hitter with 138 doubles, 21 triples, 54 home runs and 260 RBI in 891 games.
- Overall, played 13 seasons professionally in the Giants (1992-2003) and Toronto Blue Jays (2004) organizations.
- Born in Mina Rosita, Nicaragua, was only the seventh Nicaraguan-born player to play in the Major Leagues, joining Dennis Martinez (1976-98), Tony Chevez (1977), Al Williams (1980-84), David Green (1981-87), Porfirio Altamirano (1982-84) and Vincente Padilla.
- Moved to the United States at age 12 and graduated from Bell High School (CA) in 1988...attended L.A. Harbor Junior College (CA) and Lewis and Clark State College (ID) before being selected by the Giants in the 50th-round of the 1992 June First-Year Player Draft.



NELSON CRUZ

PITCHING COACH

- Nelson Cruz enters his fifth season in the Padres organization and fourth with the club's Short-A affiliate...spent the 2013 season as pitching coach for the Arizona League Padres.
- Under his guidance in 2012, the Emeralds pitching staff led the Northwest League in wins (47), ERA (3.00), innings pitched (683.0), strikeouts (647) and WHIP (1.25) while ranking tied for second in saves (23)...the club also allowed the fewest base hits (588) and second-fewest home runs (32)...in 2011, he helped lead an Emeralds pitching staff that ranked third in the Northwest League in ERA (3.79) and second in strikeouts (644) and WHIP (1.31).
- Following the 2012 season was honored with the Jack Krol Award for his contributions to Padres' player development.
- The right-hander played parts of six Major League seasons with the Chicago White Sox (1997), Detroit Tigers (1999-2000), Houston Astros (2001-02) and Colorado Rockies (2003), going 15-23 with a 5.04 ERA (195 ER/348.1 IP) and 277 strikeouts against 109 walks over 204 games (18 starts) in his big league career.
- Was originally signed by the Montreal Expos as a non-drafted free agent in 1989.
- In 2000, was traded by the Tigers along with Doug Brocail and former Padres' Special Assistant to Baseball Operations Brad Ausmus to Houston in exchange for Roger Cedeno, Chris Holt and Mitch Meluskey.
- Born September 13, 1972 in the Dominican Republic, Cruz attended Liceo Jose Castellanos in the DR...resides with his wife, Dilicea, son Nelson Jr., and daughter, Dileiny.



MITCH MATTOON

ATHLETIC TRAINER

- Mitch Mattoon enters his third season with the Padres organization and third as athletic trainer with the club's Short-A affiliate.
- Attended Concordia University of Irvine where he received his Bachelor's degree in athletic training...is also a Certified Athletic Trainer.
- A native of Anaheim, Calif., he was previously the head athletic trainer at John F. Kennedy High School in La Palma, Calif., where he currently resides.

SCOUTING & PLAYER DEVELOPMENT

PEORIA PADRES



ARIZONA LEAGUE (ROOKIE)

2014 RECORD: 20-36 (.357)

2014 FINISH: 4th (1st half); 3rd (2nd half)

PHONE: 623-486-7000

FAX: 623-486-6549

WEST DIVISION

BALLPARK INFO:

Peoria Sports Complex

8131 West Paradise Lane

Peoria, AZ 85382

AWARDS & HIGHLIGHTS

- The Arizona League Rookie Padres finished the 2014 campaign with an overall record of 20-36 (8-20 in the first half, 12-16 in the second half) and fell short of the AZL playoffs.
- OF Michael Gettys was named the eighth-best prospect in the Arizona League by *Baseball America*.

NOTABLE RANKINGS

- OF and Padres 2014 second-round draft choice Michael Gettys had a strong professional debut, finishing the season ranked tied for fourth in the AZL in batting average (.310), second in games played (52), first in at-bats (213), second in RBI (38), first in hits (66) and second in total bases (93).
- INF and 17-year-old INF Luis Urias finished the season tied for fourth in the AZL in batting average (.310) and posted the second-lowest plate appearance to strikeout ratio (13.77).
- INF Carlos Belen ranked third in the league in slugging percentage (.541), tied for fourth in extra-base hits (19) and tied for first in triples (9).
- 1B Jonas Lantigua finished the season tied for the league lead with 14 doubles.
- RHPs Malcom Diaz and Corey Kimber each pitched in a league-high 21 games while RHP Kyle McGrath posted the lowest opponents batting average (.110) and fewest baserunners per nine innings ratio (5.96) among league relievers.

2014 PEORIA PADRES BATTING STATISTICS

PLAYER	AVG	G	AB	R	H	2B	3B	HR	RBI	BB	IBB	SO	SB	CS	OBP	SLG	OPS	SF	SAC	HP	GDP	E
Alonso, Yonder	.375	2	8	1	3	0	0	1	4	0	0	1	0	0	.375	.750	1.125	0	0	0	0	0
Barahona, Luis	.296	25	71	8	21	0	1	1	10	11	0	15	1	2	.390	.366	.756	0	0	0	4	0
Belen, Carlos	.256	37	133	20	34	5	9	5	22	14	0	61	3	1	.348	.541	.890	2	0	6	0	14
Boykin, Rod	.266	21	64	8	17	6	1	0	12	3	0	20	5	1	.300	.391	.691	2	0	1	2	1
Bravo, Daniel	.265	42	155	27	41	9	2	2	18	12	0	44	8	3	.324	.387	.711	1	3	2	1	14
Daal, Rodney	.258	9	31	5	8	0	0	2	5	4	0	9	0	0	.333	.452	.785	1	0	0	1	0
Dickerson, Alex	.286	4	14	3	4	1	2	0	0	0	0	3	0	0	.286	.643	.929	0	0	0	0	0
Fitzgerald, Mike	.167	26	60	9	10	1	0	0	5	19	0	20	0	1	.407	.183	.590	1	0	6	0	4
Gettys, Michael	.310	52	213	29	66	8	5	3	38	15	0	66	14	2	.353	.437	.790	3	1	1	0	10
Giron, Ruddy	.168	48	185	23	31	10	0	0	13	8	0	42	1	2	.205	.222	.427	1	3	1	4	13
Guinn, B.J.	.700	4	10	2	7	3	1	0	1	3	0	1	1	0	.714	1.200	1.914	1	0	0	0	0
Jackson, Ryan	.211	5	19	2	4	0	0	0	0	0	0	6	1	0	.250	.211	.461	0	0	1	0	1
Jankowski, Travis	.429	4	14	5	6	1	0	0	3	1	0	1	2	1	.500	.500	1.000	0	0	1	0	0
Lantigua, Jonas	.238	43	160	18	38	14	0	4	24	14	0	48	0	1	.298	.400	.698	3	0	1	4	7
Moore, Adam	.667	2	6	3	4	3	0	1	4	1	0	0	0	0	.714	1.667	2.381	0	0	0	0	0
Morales, Mitchell	.167	11	24	3	4	1	0	0	2	7	0	7	0	0	.355	.208	.563	0	1	0	0	2
Munoz, Cristian	.500	2	4	1	2	1	0	0	1	1	0	0	0	0	.600	.750	1.350	0	0	0	1	0
Nester, John	.222	6	18	1	4	1	0	0	3	0	0	4	0	0	.222	.278	.500	0	0	0	0	0
Paroubeck, Jordan	.286	34	140	26	40	8	2	4	24	13	0	42	4	2	.346	.457	.803	2	1	1	1	3
Pena, Jhonatan	.231	29	91	11	21	2	2	0	9	6	0	31	4	2	.278	.297	.575	0	1	0	2	4
Risedorf, Zach	.203	23	69	13	14	1	0	1	7	8	0	18	0	0	.295	.261	.556	0	0	1	1	6
Smith, Mason	.199	44	151	20	30	5	2	1	10	22	0	53	2	1	.330	.278	.608	3	0	9	0	1
Spangenberg, Cory	.167	2	6	3	1	0	1	0	2	2	0	0	0	0	.375	.500	.875	0	0	0	0	0
Torres, Nick	.000	1	1	1	0	0	0	0	0	1	0	0	0	0	.500	.000	.500	0	0	0	0	0
Urias, Luis	.310	43	155	29	48	5	1	0	14	18	0	13	10	6	.393	.355	.748	1	1	4	3	7
Valenzuela, Ricardo	.250	34	96	12	24	4	1	1	11	8	0	17	1	0	.318	.344	.662	3	1	3	6	2
Vlter, Nick	.111	3	9	2	1	0	0	0	1	1	0	2	0	0	.273	.111	.384	0	0	1	0	0
TEAM TOTAL	.253	56	1907	285	483	89	30	26	243	192	0	524	57	25	.330	.372	.703	24	12	39	30	99



SCOUTING & PLAYER DEVELOPMENT

2014 PEORIA PADRES PITCHING STATISTICS

PLAYER	W	L	ERA	G	GS	CG	SHO	SV	SVO	IP	H	R	ER	HR	HB	BB	SO	BK	WP	AVG
Aikenhead, Taylor	4	0	1.19	12	2	0	0	0	0	22.2	15	4	3	0	1	4	30	0	0	.185
Atwood, Ryan	0	0	9.00	1	0	0	0	0	1	1.0	2	1	1	0	0	0	1	0	0	.400
Constanza, Alex	2	3	4.75	10	7	0	0	0	0	36.0	37	27	19	7	1	14	29	0	9	.253
Cox, Taylor	2	1	3.71	11	4	0	0	0	0	26.2	35	15	11	0	3	5	26	0	1	.304
Diaz, Malcom	1	1	4.13	21	0	0	0	2	2	28.1	24	21	13	1	4	17	28	0	10	.222
Erin, Robbie	0	0	0.00	1	1	0	0	0	0	2.0	1	0	0	0	0	0	5	0	1	.111
Fried, Max	0	0	5.40	3	3	0	0	0	0	5.0	8	3	3	0	0	3	8	0	0	.348
Fry, Brandon	0	1	4.50	7	0	0	0	0	0	10.0	13	10	5	1	0	5	10	0	1	.310
Gonzalez, Manuel	1	6	8.04	12	6	0	0	0	0	43.2	66	48	39	3	6	16	25	0	13	.338
Hancock, Justin	0	0	0.00	2	2	0	0	0	0	3.0	4	0	0	0	0	0	0	0	0	.333
Jester, Jason	0	0	0.00	2	0	0	0	0	0	2.2	2	0	0	0	0	0	7	0	0	.200
Kimber, Corey	2	2	5.24	21	0	0	0	1	2	34.1	36	26	20	1	1	23	37	0	2	.288
Lebron, Jaimito	1	3	7.58	12	8	0	0	0	0	38.0	57	38	32	4	6	17	26	2	8	.337
Liriano, Elvin	1	1	1.34	17	0	0	0	0	1	33.2	16	11	5	0	1	17	34	2	4	.139
MacNabb, Max	0	4	5.93	19	0	0	0	0	2	27.1	40	24	18	2	0	19	21	0	4	.351
McGrath, Kyle	1	1	0.79	13	0	0	0	2	3	22.2	8	3	2	0	1	6	22	0	1	.110
Patton, Troy	0	0	0.00	3	2	0	0	0	0	3.0	1	0	0	0	0	0	4	0	0	.100
Perez, Mayky	0	3	7.08	11	4	0	0	0	0	34.1	46	31	27	4	3	15	30	2	8	.315
Remillard, Travis	0	1	3.38	11	0	0	0	0	0	10.2	11	8	4	0	0	6	10	0	0	.275
Richardson, Josh	0	0	0.00	3	0	0	0	0	0	4.0	2	0	0	0	0	1	7	0	1	.143
Solano, Leonardo	1	1	11.70	12	0	0	0	0	2	10.0	9	13	13	3	3	16	9	0	4	.237
Stewart, Cam	0	2	18.00	2	2	0	0	0	0	2.0	3	4	4	0	2	3	1	0	1	.333
Valenzuela, Ricardo	0	0	4.50	2	0	0	0	0	0	2.0	1	1	1	1	0	0	2	0	0	.143
Watrous, Mitch	1	0	10.80	3	0	0	0	0	1	3.1	6	4	4	0	0	1	4	0	2	.400
Weickel, Walker	1	0	1.29	2	2	0	0	0	0	7.0	5	1	1	0	1	2	3	0	0	.208
Weir, T.J.	2	0	0.42	12	6	0	0	0	0	21.2	11	2	1	0	0	6	24	1	1	.151
Wieland, Joe	0	1	3.00	3	3	0	0	0	0	6.0	3	2	2	0	0	1	10	0	1	.143
Wilson, Tyler	0	1	1.04	8	0	0	0	0	0	8.2	6	4	1	1	0	3	17	0	0	.194
Wood, Tyler	0	0	1.66	12	0	0	0	0	1	21.2	13	4	4	0	0	0	22	0	1	.167
Ynfante, Starling	0	4	4.42	8	4	0	0	0	1	18.1	9	12	9	4	1	12	17	1	4	.134
Team Total	20	36	4.45	56	56	0	2	5	16	489.2	490	317	242	32	34	212	469	8	77	.256



ANTHONY CONTRERAS

MANAGER

- Anthony Contreras enters his first full season as a coach in the Padres organization after becoming manager of the AZL Padres in the middle of the 2014 season, replacing former manager Rod Barajas who became Lake Elsinore's hitting coach
- Formerly an infielder in the San Francisco Giants (2005-07) and Padres (2008-2013) minor league systems, Contreras hit .261 (705-for-2703) with 125 doubles, 12 triples, 24 home runs and 310 RBI in 797 games played over parts of nine minor league seasons.
- Originally selected by the Giants in the ninth round of the 2005 First-Year Player Draft out of San Jose State...Contreras set the SJSU school record with a 32-game hitting streak during the 2005 season, en route to earning team MVP honors.



BEN FRITZ

PITCHING COACH

- Ben Fritz enters his first season in the Padres organization as well as his first season as a coach in the professional ranks.
- Pitched seven professional seasons with the Oakland Athletics (2002-07) and Detroit Tigers (2009) organizations as well as part of three seasons with the Lancaster Barnstormers of the independent Atlantic League (2008-10).
- Overall, posted a career record of 45-61 with a 4.75 ERA in 192 games, 187 starts.
- Was originally selected in the first-round (30th overall) of the 2002 First-Year Player Draft by the Oakland Athletics...was featured in Michael Lewis' book *Moneyball* as one of the 20 players A's

General Manager Billy Beane would draft in a perfect world, if money were no object and other teams weren't drafting.

- Played collegiately at Fresno State where he was the Western Athletic Conference Pitcher of the Year and second-team All-America selection in 2001.



CARLOS SOSA

HITTING COACH

- Carlos Sosa enters his third season as a coach with the Padres organization and third with the club's Rookie-Level affiliate.
- Made his coaching debut with Peoria in 2013 after a professional playing career which spanned 12 seasons, including two seasons with the Padres organization.
- Over 829 minor league games total in his career, he hit .269 (784-for-2910) with 159 doubles, 29 triples, 69 home runs, 429 RBI and 429 runs scored.
- Originally signed by the San Francisco Giants as a non-drafted free agent in January of 2001.
- After signing with the Padres as a minor league free agent in August of 2011, hit .312 (29-for-93)

in 28 games for Double-A San Antonio, helping the Missions capture the 2011 Texas League Title.

- A native of the Dominican Republic, he resides in New York in the offseason.



DAVE RAJSICH

REHAB PITCHING COACH

- Dave Rajsich enters his 16th year with the Padres organization and his second with the club's Arizona League affiliate, having served as the pitching coach during the 2014 season...spent the 2013 season with Short-Season Eugene after spending 2011-12 with the Rookie-Level AZL Padres.
- Before returning to Peoria in 2011, spent the 2010 season as the pitching coach for Single-A Lake Elsinore and was named the California League Coach of the Year after the Storm's pitching staff led the league in ERA (3.83), WHIP (1.30) and allowed the least amount of hits and home runs...also coached RHP Brad Brach to CL Pitcher of the Year honors after he set the league record with 41 saves.

• Joined the San Diego system in 2000 as pitching coach at Double-A Mobile, a position he held through the 2001 season...has also served as pitching coach at Triple-A Portland (2002), Short-A Eugene (2003-04, 2008), Single-A Lake Elsinore (2005, 09-10) and Rookie-level Peoria (2006-07) during his tenure with the organization.

• Prior to joining the Padres, served as a pitching coach in Pittsburgh's minor league system for eight seasons from 1992-99...handled the staffs at Single-A Augusta (1992), Single-A Salem (1993-94), Double-A Carolina (1995, 1998), Triple-A Calgary (1996-97) and Rookie-level Bradenton (1999).

• Began his coaching career with Milwaukee as pitching coach at Single-A Beloit for the 1990-91 seasons.

• Signed as a free agent by the New York Yankees in November of 1974...made his big league debut in 1978 and went 3-4 with two saves and a 4.60 ERA in 55 career games (six starts) over parts of three Major League seasons with the Yankees (1978) and Texas Rangers (1979-80)...also appeared in 23 games with the Hiroshima Carp in 1984.

• Born September 28, 1951, Rajsich resides in Goodyear, Ariz.



DAMION EASLEY

REHAB HITTING COACH

- Damion Easley returns for his fourth season with the Padres organization, all with Peoria.
- The former All-Star infielder hit .253 (1386-for-5484) over parts of 17 Major League seasons in his career, compiling 287 doubles, 27 triples, 163 home runs, 684 RBI, 735 runs scored and 88 stolen bases in 402 games played with the California Angels (1992-96), Detroit Tigers (1996-2002), Tampa Bay Devil Rays (2003), Florida Marlins (2004-05), Arizona Diamondbacks (2006) and New York Mets (2007-08)...was originally signed as a 30th-round selection by the Angels in the 1988 First-Year Player Draft.

• Born November 11, 1969 in New York, NY, he graduated from Lakewood (CA) High School in 1987...played baseball at Long Beach (CA) City College in 1987 and 1988...was named to the All-South Coast Community College Conference and All-Southern California first teams...in addition, he was his team's Most Valuable Player and a second-team All-State selection.

- He and his wife, Dawn, reside in Glendale, Ariz., and have three sons, Rocky, Nathaniel and Jayce, and one daughter, Jazmin.



WADE YAMASAKI

ATHLETIC TRAINER

- Wade Yamasaki is in his 15th season as an athletic trainer in the Padres system.
- Returns for his third season with Rookie-Level Peoria after spending the previous four seasons with the club's Triple-A affiliate in Portland and Tucson.
- Served as athletic trainer for Double-A San Antonio in 2007-08...named Texas League Trainer of the Year for the 2008 campaign.
- Worked in the same capacity for Rookie-level Peoria during the 2004-06 seasons...began his career as an intern with the San Diego Padres training staff in 2000 before being named the athletic trainer for Short-A Eugene in 2001...held that role through the 2003 season.
- Was the Arizona Fall League athletic trainer in 2007 and 2011.

• Graduated from Mililani (HI) High School and earned a Bachelor of Science degree in athletic training from the University of Hawaii at Manoa.

- Yamasaki and his wife, Jodi, have one daughter, Arie, and one son, Jett, and reside in Surprise, Ariz.

OVERALL #1 DRAFT SELECTIONS TO APPEAR WITH THE PADRES

Since the Padres first season in 1969, the franchise has seen a total of seven No. 1 overall draft choices play in a Padres uniform.

DRAFT	PLAYER	ORIGINAL TEAM	YEARS WITH PADRES
1970	Mike Ivie (1B)	San Diego	1971, 1974-1977
1972	Dave Roberts (3B)	San Diego	1972-75, 1977-78
1974	Bill Almon (INF)	San Diego	1974-1979
1984	Shawn Abner (OF)	New York-NL	1987-1991
1988	Andy Benes (RHP)	San Diego	1989-1995
1992	Phil Nevin (INF)	Houston	1999-2005
2000	Adrian Gonzalez (1B)	Florida	2006-2010

DOMINICAN SUMMER LEAGUE PADRES



DOMINICAN SUMMER LEAGUE (ROOKIE)

2014 RECORD: 17-54 (.239)

2014 FINISH: 6th

PHONE: 809-685-5000

FAX: 809-730-1600

BALLPARK INFO:

Padres Dominican Republic Baseball Park

Najayo, San Cristobal

Dominican Republic

2014 DOMINICAN PADRES BATTING STATISTICS

PLAYER	AVG	G	AB	R	H	2B	3B	HR	RBI	BB	IBB	SO	SB	CS	OBP	SLG	OPS	SF	SAC	HP	GDP	E
Arias, Emmanuel	.101	42	138	10	14	7	0	0	11	8	0	66	3	1	.160	.152	.312	2	0	2	2	16
Asuncion, Luis	.135	26	104	9	14	0	1	2	10	5	0	33	0	0	.196	.212	.408	0	0	3	3	2
Castillo, Fabian	.244	37	123	12	30	6	1	2	14	5	0	10	0	1	.288	.358	.646	1	1	3	5	4
Contreras, Ronaldo	.235	60	213	17	50	10	2	3	26	14	0	66	0	1	.297	.343	.640	0	0	5	8	6
De La Cruz, Wilfri	.250	34	112	20	28	3	0	2	8	16	0	18	3	1	.359	.330	.689	0	1	3	3	6
Magdaleno, Westhers	.182	62	231	28	42	5	2	0	17	32	0	85	6	4	.309	.221	.530	1	1	11	5	26
Molina, Leudy	.301	28	103	17	31	2	3	1	9	10	0	24	1	0	.363	.408	.771	0	0	0	0	8
Olmo, Dayon	.162	48	167	11	27	1	4	0	14	17	0	51	6	4	.249	.216	.464	2	1	3	0	4
Perez, Aurelio	.220	45	123	21	27	7	1	1	9	26	0	34	12	5	.366	.317	.683	1	0	3	0	4
Pomare, Derwin	.211	46	175	16	37	1	3	1	18	9	0	45	13	2	.247	.269	.516	2	0	0	6	15
Savinon, Jose	.300	50	180	29	54	4	3	0	18	23	0	15	9	3	.382	.356	.738	0	0	1	4	12
Sosa, Carlos	.241	36	141	17	34	8	1	3	28	12	0	35	1	1	.316	.376	.692	1	0	4	7	12
Sotillo, Jose	.195	56	169	21	33	3	1	0	9	23	0	68	7	2	.330	.225	.555	0	1	11	1	4
Suarez, Felix	.208	41	144	20	30	8	2	1	10	16	0	52	9	4	.294	.313	.607	1	2	2	1	3
Vizcaino, Manuel	.265	61	219	29	58	9	5	1	14	24	0	66	9	7	.349	.365	.715	1	0	5	6	21
Other	.154	3	13	1	2	1	0	0	0	1	0	2	0	0	.214	.231	.445	0	0	0	1	-
TEAM TOTAL	.217	71	2355	278	511	75	29	17	215	241	0	670	79	36	.303	.295	.598	12	7	56	52	166

2014 DOMINICAN PADRES PITCHING STATISTICS

PLAYER	W	L	ERA	G	GS	CG	SHO	SV	SVO	IP	H	R	ER	HR	HB	BB	SO	BK	WP	AVG
Caminero, Franly	0	3	8.20	9	4	0	0	0	0	26.1	49	29	24	0	3	8	26	0	3	.395
Carrillo, Jhonathan	0	3	4.25	8	5	0	0	0	0	29.2	29	21	14	4	3	9	29	0	8	.244
Cordova, Eisler	3	1	2.04	18	3	0	0	0	0	35.1	20	15	8	0	1	35	38	0	10	.157
De Los Santos, Erick	1	2	2.91	16	0	0	0	0	0	21.2	13	11	7	1	1	18	25	0	6	.163
Diaz, Adonis	2	3	5.03	15	0	0	0	1	4	19.2	21	19	11	1	0	8	20	0	6	.263
Garcia, Jean	0	3	6.00	12	3	0	0	0	0	18.0	21	20	12	0	7	15	17	0	2	.276
Garcia, Joel	1	2	8.59	19	0	0	0	0	0	22.0	16	22	21	0	4	33	28	0	5	.208
Lamet, Dinelson	0	0	0.00	2	0	0	0	0	0	4.0	2	1	0	0	0	0	8	0	0	.143
Linares, Joel	2	7	3.64	15	14	0	0	0	0	64.1	58	37	26	3	4	15	55	0	16	.240
Lopez, Diomar	0	1	2.30	12	0	0	0	1	1	15.2	15	6	4	1	1	3	8	0	1	.246
Lora, Carlos	2	3	2.23	30	0	0	0	2	2	36.1	36	13	9	1	1	14	27	1	1	.252
Mejia, Angel	1	1	2.89	16	0	0	0	2	4	18.2	19	9	6	0	0	2	22	0	3	.253
Molina, Leudy	0	0	20.25	2	0	0	0	0	0	1.1	2	3	3	0	0	3	1	0	1	.400
Montas, Ernesto	2	5	2.35	14	13	0	0	0	0	69.0	63	35	18	1	4	9	47	0	7	.227
Pena, Arturo	0	3	2.77	18	10	0	0	0	0	55.1	39	23	17	4	6	24	59	0	3	.198
Perez, Aurelio	0	0	18.00	2	0	0	0	0	0	2.0	5	4	4	0	2	1	1	0	0	.500
Pomare, Derwin	0	0	0.00	1	0	0	0	0	0	2.0	2	0	0	0	0	0	2	0	0	.250
Purroy, Rosmel	0	1	11.40	15	0	0	0	0	1	15.0	13	24	19	0	5	27	13	1	11	.236
Ramirez, Emmanuel	3	1	4.56	12	0	0	0	0	0	25.2	25	15	13	0	4	10	31	0	7	.258
Ramos, Emmanuel	0	3	3.71	16	5	0	0	0	1	34.0	38	21	14	1	2	5	25	0	6	.271
Reyes, Ramon	0	8	7.41	11	10	0	0	0	0	37.2	33	35	31	2	5	39	36	0	9	.241
Savinon, Jose	0	0	2.45	4	0	0	0	1	1	3.2	3	1	1	0	0	1	3	0	1	.214
Solano, Eduardo	0	0	3.38	4	0	0	0	0	0	8.0	10	3	3	0	1	4	6	0	4	.303
Sotillo, Jose	0	0	13.50	1	0	0	0	0	0	0.2	3	1	1	0	0	1	0	0	0	.600
Vargas, Franklyn	0	0	11.20	9	0	0	0	0	1	13.2	19	17	17	0	3	17	16	0	5	.322
Other	0	4	11.83	34	4	0	0	0	5	35.0	44	58	46	2	16	48	36	2	29	.314
TEAM TOTAL	17	54	4.82	71	71	0	0	7	20	614.2	598	443	329	21	73	349	579	4	144	.250



EVARISTO LANTIGUA

COORDINATOR, LATIN AMERICAN INSTRUCTION

- Evaristo "Varo" Lantigua enters his ninth season with the Padres organization.
- Joined San Diego's system in 2007 after managing the Oakland Athletics' Dominican Summer League team for 12 seasons.
- Played three years professionally in the Athletics system.
- Born October 26, 1968 in Bonao, Dominican Republic, Lantigua resides in Santo Domingo with his wife Maria, son, Jonas, and daughters, Dolphy and Najelly.



MEL ROJAS

PITCHING COACH

- Mel Rojas returns for his fourth season with the Padres organization as pitching coach of the Dominican Summer League affiliate.
- Prior to joining the Padres, previously served as a pitching coach in the DSL for the Washington Nationals for two seasons.
- Originally signed by the Montreal Expos as a non-drafted free agent in 1985, he went 34-31 with a 3.82 ERA (283 ER, 667.0 IP), 126 saves and 562 strikeouts against 254 walks in 525 relief appearances over parts of 10 Major League seasons with the Expos (1990-96, '99), Chicago Cubs (1997), New York Mets (1997-98), Los Angeles Dodgers (1999) and Detroit Tigers (1999).
- Enjoyed his best season in the Big Leagues in 1996 when he went 7-4 with a 3.22 ERA (29 ER, 81.0 IP), 36 saves and 92 strikeouts against 28 walks for the Expos.

- Is a member of one of the most well-known baseball families from the Dominican Republic, with his uncles including former big league manager Felipe Alou and former Major Leaguers Matty and Jesus Alou...is also a cousin of former big leaguer Moises Alou.
- Born May 7, 1966 in Haina, Dominican Republic, resides in Santo Domingo, Dominican Republic and has three children, Mel Jr., Giselle and Melvin...attended Liceo Manresa High School in Santo Domingo.



JACKSON QUEZADA

ASSISTANT PITCHING COACH

- Jackson Quezada returns to the club's Dominican Summer League affiliate for his fourth campaign...made his coaching debut with the Dominican Summer League Padres in 2012.
- Played professionally in the San Diego Padres organization for parts of five minor league seasons (2004-08, 2010)...went 18-13 with a 2.45 ERA (76 ER, 279.0 IP), 36 saves and 253 strikeouts against 70 walks in 143 games, 24 starts, in his career...missed the entire 2009 season after undergoing surgery on his right shoulder in June of 2009.
- Born August 9, 1986 in Elias Pina, Dominican Republic...resides in Santo Domingo, Dominican Republic with his wife, Ivania Martinez, son, Jackson Zaith, and daughter, Sorangel.

SCOUTING & PLAYER DEVELOPMENT



JULIO RAMIREZ

OUTFIELD COACH

- Julio Ramirez returns for his fourth season in the Padres organization, all with the club's Dominican Summer League affiliate...made his coaching debut with the team in 2012.
- Was originally signed by the Florida Marlins as a non-drafted free agent in December of 1993... played professionally for 14 minor league seasons in the Marlins (1994-2000), Chicago White Sox (2001), Anaheim Angels (2002-03), Arizona Diamondbacks (2004), San Francisco Giants (2005) and New York Mets (2006) systems...played in the Mexican League in 2007 and Independent Leagues in 2010 before joining the Padres organization as a coach.
- Played in 84 Major League games across five seasons with the Marlins (1999), White Sox (2001), Angels (2002-03) and Giants (2005)...hit .167 (16-for-96) with a double, triple, home run, 11 RBI

and 15 runs scored over his big league career.

- Born August 10, 1977 in San Juan de la Maguan, Dominican Republic, and attended Otilia Palaez School in Santo Domingo, Dominican Republic, where he still resides.



JHONALDO POZO

CATCHING INSTRUCTOR

- Jhonaldo Pozo returns for his third season with the Padres after making his coaching debut as catching instructor for the club's Dominican Summer League affiliate in 2013.
- Was originally signed by the Padres as a non-drafted free agent in March 2007 out of the Dominican Republic.
- Over parts of five professional seasons playing in the Padres organization, he hit .207 (121-for-585) with 31 doubles, three triples, eight home runs, 73 RBI and 53 runs scored in 200 games played.
- Born March 28, 1989 in San Pedro de Macoris, Dominican Republic, where he still resides.

ADDITIONAL DOMINICAN SUMMER LEAGUE STAFF




Maritza Castro
Athletic Trainer



Juan Cabrera
Assistant Athletic Trainer



Jonathan Borges
Assistant Strength Coach



Jorge Gonzalez
Strength & Conditioning Coach



PADRES DOMINICAN REPUBLIC BASEBALL PARK

The San Diego Padres are setting new standards for Major League Baseball training facilities with their state-of-the-art Dominican Republic Baseball Park in Najayo, San Cristobal.

Officially opened on April 30, 2008, the complex serves as the hub of the Padres' Latin American operations where international players live and train year-round. The complex is also the home of the Dominican Summer League Padres. It served as the host location for the 2013 Padres' Instructional League.

The facility boasts two regulation-size playing fields and a half field, batting tunnels, covered pitching mounds, and a clubhouse containing Major League-caliber weight and training rooms. In addition, the complex has housing for over 60 players as well as managers and coaches and includes a kitchen and dining facilities. In an effort to create the ultimate facility, the Padres have incorporated on-site classrooms, a library and computer learning centers and have established a first-rate player education program.

In conjunction with the construction of its Dominican Republic Baseball Park, the Padres have pioneered a community outreach program aimed at improving the quality of basic public education in the Dominican Republic. The Padres have partnered with SDSU, UCSD, SurFuturo, USAID and the American Chamber of Commerce Dominican Republic to improve four local community schools and incorporate after-school programs for students.

Location: Najayo, San Cristobal, Dominican Republic

Design: HOK Sport

Local Architect: Jose Mella Febles & Assoc., S.A.

Construction Management: RALCO Construction Management Services

Contractors: Ing. Cristian Ciccone y Asociados, C. Por A.

Gross Sq. Footage: 15 acres (653,400 square feet)

Features:

- Two regulation-size playing fields
- One half field
- Batting tunnels
- 20,000 sq. ft. clubhouse
- 18,000 sq. ft. players residence
- 5,000 sq. ft. managers/coaches residence
- Administrative offices
- Weight and training rooms
- Dining hall
- Classrooms



PADRES AFFILIATE HISTORY

ALL-TIME PADRES TRIPLE-A AFFILIATES

1969	Omaha	American Association	2001-10	Portland	Pacific Coast League
1970	Salt Lake City	Pacific Coast League	2011-13	Tucson	Pacific Coast League
1971-82	Honolulu	Pacific Coast League	2014-	El Paso	Pacific Coast League
1983-2000	Las Vegas	Pacific Coast League			

ALL-TIME PADRES DOUBLE-A AFFILIATES

1969	Elmira	Eastern League	1987-94	Wichita	Texas League
1972-75	Alexandria	Texas League	1995-96	Memphis	Southern League
1976-82	Amarillo	Texas League	1997-2006	Mobile	Southern League
1983-86	Beaumont	Texas League	2007-	San Antonio	Texas League

ALL-TIME PADRES HIGH-A AFFILIATES

1969	Key West	Florida State League
1970-71	Lodi	California League
1972	Kinston	Carolina League
1975-87	Reno	California League
1981-83	Salem	Carolina League
1983-94	Miami	Florida State League
1988-90	Riverside	California League
1991-92	High Desert	California League
1993-2000	Rancho Cuc.	California League
2001-	Lake Elsinore	California League

ALL-TIME PADRES LOW-A AFFILIATES

1985-92	Charleston	South Atlantic League
1989-94	Waterloo	Midwest League
1993-99	Clinton	Midwest League
1999-	Fort Wayne	Midwest League

ALL-TIME PADRES SHORT-A AFFILIATES

1969-70	Elmira	Eastern League
1970-72	Tri Cities	Northwest League
1973-82	Walla Walla	Northwest League
1980	Grays Harbor	Northwest League
1983-94	Spokane	Northwest League
2001-14	Eugene	Northwest League
2015-	Tri-City	Northwest League

ALL-TIME PADRES ROOKIE AFFILIATES

1969	Salt Lake City	Pioneer League
1981	Bradenton	Gulf Coast League
1982	Sarasota	Gulf Coast League
1989-92	Scottsdale	Arizona Rookie League
1993-2000	Peoria	Arizona Rookie League
1995-2003	Idaho Falls	Pioneer League
2004-	Peoria	Arizona Rookie League



2014 FIRST-YEAR PLAYER DRAFT

RD.	PLAYER	POS.	B/T	HT	WT	SCHOOL	HOMETOWN
1.	Trea Turner	SS	R/R	6-1	170	North Carolina State (NC)	Lake Worth, FL
2.	Michael Gettys	OF	R/R	6-1	203	Gainesville HS (GA)	Gainesville, GA
3.	Zech Lemon	RHP	R/R	6-4	195	Rice University (TX)	Houston, TX
4.	Nick Torres	OF	R/R	6-1	220	Cal Poly – San Luis Obispo (CA)	Long Beach, CA
5.	Auston Bousfield	OF	R/R	5-11	190	University of Mississippi (MS)	Oakland, FL
6.	Zach Risedorf	C	R/R	5-11	190	Northwestern Regional HS (CT)	Winchester, CT
7.	Ryan Butler	RHP	R/R	6-5	210	UNC – Charlotte (NC)	Charlotte, NC
8.	Mitch Watrous	RHP	R/R	6-0	205	University of Utah (UT)	Riverton, UT
9.	Nick Vilter	SS	R/R	6-4	220	UC Riverside (CA)	Seal Beach, CA
10.	Thomas Dorminy	LHP	L/L	6-0	195	Faulkner University (AL)	Lutz, FL
11.	Yale Rosen	OF	L/L	6-2	210	Washington State University (WA)	Oak Harbor, WA
12.	Seth Lucio	RHP	R/R	5-10	180	Tennessee Tech (TN)	Locust Grove, GA
13.	Joseph Epperson	INF	R/R	6-2	195	UC-Santa Barbara (CA)	Lafayette, CA
14.	Chris Huffman	RHP	R/R	6-1	205	James Madison University (VA)	Fort Defiance, VA
15.	Logan Jernigan	RHP	R/R	6-3	205	North Carolina State (NC)	Four Oaks, NC
16.	Taylor Cox	LHP	L/L	6-3	210	University of Tennessee – Martin	Bartlett, TN
17.	T.J. Weir	RHP	R/R	6-0	205	Ball State University (IN)	Kokomo, IN
18.	Maxwell MacNabb	LHP	L/L	6-0	195	University of San Diego (CA)	Encinitas, CA
19.	Justin Lewis	RHP	R/R	6-6	180	Greater Atlanta Christian HS (GA)	Norcross, GA
20.	Tyler Wilson	RHP	R/R	6-2	215	Tennessee Wesleyan College (TN)	Gaffney, SC
21.	Peter Solomon	RHP	R/R	6-4	185	Mount Saint Joseph HS (MD)	Ellicott City, MD
22.	Danny Wissmann	LHP	L/L	5-10	180	USC Aiken (SC)	Arbutus, MD
23.	Jason Jester	RHP	R/R	5-10	190	Texas A&M (TX)	Hallsville, TX
24.	Colby Blueberg	RHP	R/R	6-0	185	University of Nevada (NV)	Carson City, NV
25.	Travis Radke	LHP	L/L	6-4	220	University of Portland (OR)	Thousand Oaks, CA
26.	Aaron Cressley	RHP	L/R	6-1	175	University of Pittsburgh, Bradford (PA)	Corry, PA
27.	Michael Fitzgerald	C	R/R	6-1	210	Indiana State University (IN)	Rochester, IL
28.	Johnny Manziel	SS	R/R	6-1	210	Texas A&M (TX)	Kerrville, TX
29.	Mitch Morales	SS	L/R	5-10	165	Florida Atlantic University (FL)	Wellington, FL
30.	Ryan Atwood	LHP	L/L	6-1	185	Florida Gulf Coast University (FL)	Austin, TX
31.	Logan Sowers	OF	R/R	6-4	200	McCutcheon HS (IN)	Lafayette, IN
32.	Taylor Aikenhead	LHP	L/L	6-0	175	Cal State - Bakersfield (CA)	Lancaster, CA
33.	Devin Smeltzer	LHP	R/L	6-3	185	Bishop Eustace Prep (NJ)	Pennsauken, NJ
34.	Brandon McKay	LHP	L/L	6-1	220	Blackhawk HS (PA)	Beaver Falls, PA
35.	Cobi Johnson	RHP	R/R	6-4	195	J W Mitchell HS (FL)	Trinity, FL
36.	Kyle McGrath	LHP	L/L	6-2	185	University of Louisville (KY)	Louisville, KY
37.	Tyler Wood	RHP	R/R	6-3	225	Furman University (SC)	St. Louis, MO
38.	Louis-Philippe Pelletier	INF	R/R	5-10	195	Cegep De Maisonneuve (QC)	Montreal, QC
39.	Richard Negron	INF	R/R	6-2	205	Tallahassee CC (FL)	Babylon, NY
40.	Bryce Carter	C	L/R	6-1	195	Cascia Hall HS (OK)	Tulsa, OK

Players in **bold** signed or agreed to terms

SCOUTING & PLAYER DEVELOPMENT

ALL-TIME FIRST ROUND DRAFT PICKS

YEAR	MONTH	PLAYER	POS.	YEAR	MONTH	PLAYER	POS.
1969	June	Randy Elliott	OF-INF	1988	June	Andy Benes	RHP
1970	Jan.	John Scott	OF	1989	June	None	
	June	Mike Ivie	C	1990	June	Robbie Beckett	LHP
1971	Jan.	Dave Hilton	INF	1991	June	Joey Hamilton	RHP
		*John Grubb	OF	1992	June	None	
	June	Jay Franklin	RHP	1993	June	Derrek Lee	INF
1972	Jan.	Cliff Butcher	RHP	1994	June	Dustin Hermanson	RHP
		*Rich Troedson	LHP	1995	June	Ben Davis	C
	June	Dave Roberts	INF	1996	June	Matt Halloran	INF
1973	Jan.	Dave Wehrmeister	RHP	1997	June	Kevin Nicholson	INF
	June	Dave Winfield	OF	1998	June	Sean Burroughs	INF
1974	Jan.	Tucker Ashford	INF	1999	June	Vince Faison	OF
	June	Bill Almon	INF			Gerik Baxter	RHP
1975	Jan.	Gene Richards	OF			Omar Ortiz	RHP
		*Juan Eichelberger	RHP	2000	June	Mark Phillips	LHP
	June	Mike Lentz	LHP	2001	June	Jake Gautreau	INF
1976	Jan.	Keith Miller	C	2002	June	Khalil Greene	INF
		Bob Shirley	LHP	2003	June	Tim Stauffer	RHP
	June	Bob Owchinko	LHP	2004	June	Matt Bush	INF
1977	Jan.	Kevin Chapman	RHP	2005	June	Cesar Carrillo	RHP
	June	Brian Greer	OF			*Cesar Ramos	LHP
1978	Jan.	Don Johnson	LHP	2006	June	Matt Antonelli	INF
	June	Andy Hawkins	RHP			*Kyler Burke	OF
1979	Jan.	John Stevenson	INF	2007	June	Nick Schmidt	LHP
	June	Joe Lansford	INF			* Kellen Kulbacki	OF
		Bob Geren	C			* Drew Cumberland	SS
1980	Jan.	Ricky McMullen	INF			* Mitch Canham	C
	June	Jeff Pyburn	OF			* Cory Luebke	LHP
1981	June	Kevin McReynolds	OF			* Daniel Payne	OF
		Frank Castro	C	2008	June	Allan Dykstra	INF
1982	Jan.	*Scott Parsons	RHP			*Jaff Decker	OF
	June	Jimmy Jones	RHP			* Logan Forsythe	INF
		*Kevin Towers	RHP	2009	June	Donavan Tate	OF
1983	June	Ray Hayward	LHP	2010	June	# Karsten Whitson	RHP
		*Craig Reid	INF	2011	June	Cory Spangenberg	INF
1984	Jan.	Larry Martin	OF			Joe Ross	RHP
		*Randell Byers	OF			*Michael Kelly	RHP
	June	Shane Mack	OF			*# Brett Austin	C
		*Robert Grandstaff	INF			*Jace Peterson	INF
1985	June	Joey Cora	INF	2012	June	Max Fried	LHP
1986	Jan.	Doug Brocail	RHP			*Zach Eflin	RHP
		*Brian Harrison	LHP			*Travis Jankowski	OF
	June	Thomas Howard	OF			*Walker Weickel	RHP
		*Pete Roberts	LHP	2013	June	Hunter Renfroe	OF
1987	June	Kevin Garner	RHP	2014	June	Trea Turner	SS

*Selected in the Secondary Phase

Did not sign

Players in **blue** reached the Majors with the Padres



SCOUTING & PLAYER DEVELOPMENT

2015 MINOR LEAGUE PLAYERS

AIKENHEAD, TAYLOR DAVID

LHP

HT: 6-0 WT: 175 B/T: L/L HOMETOWN: Lancaster, CA
 BORN: March 31, 1992 in Lancaster, CA OPENING DAY AGE: 23
 HIGH SCHOOL: Desert Christian High School (CA) COLLEGE: California State University, Bakersfield
 HOW ACQUIRED: Signed as an 32nd-round selection in the 2014 First-Year Player Draft
 SIGNED BY: Brent Mayne (Padres)

YR	CLUB	W-L	ERA	G	GS	CG	SHO	SV	IP	H	R	ER	HR	HB	BB	SO	WP	BK	AVG
2014	AZL Padres (R)	4-0	1.19	12	2	0	0	0	22.2	15	4	3	0	1	4	30	0	0	.185

ALGER, BRANDON ALAN

LHP

HT: 6-2 WT: 195 B/T: L/L HOMETOWN: Leo, IN
 BORN: July 4, 1991 in Fort Wayne, IN OPENING DAY AGE: 23
 HIGH SCHOOL: Leo High School (IN) COLLEGE: Indiana Tech (IN)
 HOW ACQUIRED: Signed as a 26th-round selection in the 2012 First-Year Player Draft
 SIGNED BY: Mark Conner (Padres)

YR	CLUB	W-L	ERA	G	GS	CG	SHO	SV	IP	H	R	ER	HR	HB	BB	SO	WP	BK	AVG
2012	Eugene (A)	4-1	2.32	15	5	0	0	0	42.2	39	12	11	0	0	6	36	0	0	.242
2013	Lake Elsinore (A)	4-9	5.68	37	9	0	0	0	90.1	128	71	57	7	1	18	67	3	0	.331
2014	Lake Elsinore (A)	4-3	2.70	53	0	0	0	15	63.1	45	22	19	5	2	19	73	4	1	.191
Minor League Totals		12-13	3.99	105	14	0	0	15	196.1	212	105	87	12	3	43	176	7	1	.270

ARAGON, BRYANT ALONSO

C

HT: 6-2 WT: 158 B/T: L/R HOMETOWN: Sonora, Mexico
 BORN: April 10, 1998 in Ciudad Obregon, Mexico OPENING DAY AGE: 16
 HOW ACQUIRED: Signed as a non-drafted free agent: December 3, 2014
 SIGNED BY: Chris Kemp (Padres)

ARIAS, EMMANUEL

INF

HT: 6-1 WT: 215 B/T: R/R HOMETOWN: Enriquillo, DR
 BORN: December 16, 1994 in Enriquillo, DR OPENING DAY AGE: 20
 HOW ACQUIRED: Signed as a non-drafted free agent: October 5, 2013
 SIGNED BY: Randy Smith, Felix Feliz and Martin Jose (Padres)

YR	CLUB	AVG	G	AB	R	H	2B	3B	HR	RBI	SH	SF	HP	BB	SO	SB	CS	OBP	SLG	E
2014	DSL Padres (R)	.101	42	138	10	14	7	0	0	11	0	2	2	8	66	3	1	.160	.152	16

ASENCIO, YEISON

OF

HT: 6-1 WT: 225 B/T: R/R HOMETOWN: San Cristobal, DR
 BORN: November 14, 1989 in San Cristobal, DR OPENING DAY AGE: 25
 HOW ACQUIRED: Signed as a non-drafted free agent: July 2, 2009
 SIGNED BY: Randy Smith, Felix Feliz and Martin Jose (Padres)
 CAREER NOTES: **2014:** Named a Texas League Post-Season All-Star and an Organization All-Star by MiLB.com...**2013:** Selected to the World Roster of the SiriusXM All-Star Futures Game at Citi Field in New York...named an Organization All-Star by MiLB.com...**2012:** Won the Midwest League batting title for the Fort Wayne TinCaps after he hit .323...**2011:** Named an Arizona Summer League Post-Season All-Star after he led the league in runs scored (50) and total bases (123)...named the No. 1 prospect in the Arizona League by *Baseball America*...**2010:** Named a Dominican Summer League Mid-Season All-Star.

YR	CLUB	AVG	G	AB	R	H	2B	3B	HR	RBI	SH	SF	HP	BB	SO	SB	CS	OBP	SLG	E
2010	DSL Padres (R)	.241	66	228	43	55	14	3	5	37	0	2	5	27	40	12	5	.332	.395	5
2011	AZL Padres (R)	.348	50	210	50*	73	13	8	7	46+	0	1	3	4	25	8	2	.367	.586	9
2012	Fort Wayne (A)	.323*	92	350	47	113	21	4	8	61	1	7	4	16	38	7	6	.353	.474	6
2013	Lake Elsinore (A)	.296	57	243	34	72	20	2	5	44	0	4	0	10	29	1	1	.319	.457	0
	San Antonio (AA)	.261	74	291	25	76	15	3	2	32	0	2	3	13	29	3	2	.298	.354	5
2014	San Antonio (AA)	.284	117	455	51	129	21	3	10	44	3	1	3	24	57	8	4	.323	.409	10
	El Paso (AAA)	.333	21	81	16	27	4	0	5	15	0	0	1	4	9	0	1	.372	.568	2
Minor League Totals		.293	477	1858	266	545	108	23	42	279	4	17	19	98	227	39	21	.332	.444	37

ASUNCION, LUIS ERNESTO

OF

HT: 6-4 WT: 205 B/T: R/R HOMETOWN: Santo Domingo, DR
 BORN: February 27, 1997 in Santo Domingo, DR OPENING DAY AGE: 18
 HOW ACQUIRED: Signed as a non-drafted free agent: November 1, 2013
 SIGNED BY: Randy Smith, Felix Feliz and Ysrael Rojas (Padres)

YR	CLUB	AVG	G	AB	R	H	2B	3B	HR	RBI	SH	SF	HP	BB	SO	SB	CS	OBP	SLG	E
2014	DSL Padres (R)	.135	26	104	9	14	0	1	2	10	0	0	3	5	33	0	0	.196	.212	2

SCOUTING & PLAYER DEVELOPMENT

ATWOOD, RYAN GARRISON

LHP

HT: 6-1 WT: 185 B/T: L/L HOMETOWN: Austin, TX
BORN: August 12, 1991 in Austin, TX
OPENING DAY AGE: 23
HOW ACQUIRED: Signed as a 30th-round selection in the 2014 First-Year Player Draft
SIGNED BY: Chris Kelly (Padres)

YR	CLUB	W-L	ERA	G	GS	CG	SHO	SV	IP	H	R	ER	HR	HB	BB	SO	WP	BK	AVG
2014	AZL Padres (R)	0-0	9.00	1	0	0	0	0	1.0	2	1	1	0	0	0	1	0	0	.400

BALTZ, JEREMY MICHAEL

OF

HT: 6-3 WT: 205 B/T: R/R HOMETOWN: Vestal, NY
BORN: September 17, 1990 in Vestal, NY
OPENING DAY AGE: 24
HIGH SCHOOL: Vestal High School (NY)
COLLEGE: St. John's University (NY)
HOW ACQUIRED: Signed as a second-round selection in the 2012 First-Year Player Draft
SIGNED BY: Jim Bretz (Padres)
CAREER NOTES: 2013: Named a Midwest League Mid-Season All-Star and an Organization All-Star by MiLB.com

YR	CLUB	AVG	G	AB	R	H	2B	3B	HR	RBI	SH	SF	HP	BB	SO	SB	CS	OBP	SLG	E
2012	Eugene (A)	.281	70	263	44	74	16	2	5	43	2	1	7	33	43	12	2	.375	.414	2
2013	Fort Wayne (A)	.268	43	168	18	45	11	1	5	33	0	2	5	7	37	4	0	.313	.435	0
	Lake Elsinore (A)	.309	67	262	42	81	19	2	10	54	0	3	5	22	58	2	1	.370	.511	4
2014	Lake Elsinore (A)	.241	97	365	58	88	18	4	12	57	0	5	17+	40	101	4	1	.340	.411	2
Minor League Totals		.272	277	1058	162	288	64	9	32	187	2	11	34	102	239	22	4	.352	.440	8

BARAHONA, LUIS ALBERTO

OF

HT: 5-11 WT: 170 B/T: S/R HOMETOWN: Nuevo Tocumen, Panama
BORN: November 27, 1993 in Panama City, Panama
OPENING DAY AGE: 21
HOW ACQUIRED: Signed as a non-drafted free agent: July 14, 2010
SIGNED BY: Robert Rowley and Felix Feliz (Padres)

YR	CLUB	AVG	G	AB	R	H	2B	3B	HR	RBI	SH	SF	HP	BB	SO	SB	CS	OBP	SLG	E
2011	DSL Padres (R)	.286	40	84	17	24	6	0	0	17	1	1	1	15	15	9	1	.396	.357	2
2012	DSL Padres (R)	.217	48	166	33	36	9	3	0	11	3	0	1	14	34	10	3	.282	.307	4
2013	DSL Padres (R)	.300	56	213	30	64	9	3	0	21	4	2	4	26	41	16	6	.384	.371	4
2014	AZL Padres (R)	.296	25	71	8	21	0	1	1	10	0	0	0	11	15	1	2	.390	.366	0
Minor League Totals		.272	169	534	88	145	24	7	1	59	8	3	6	66	105	36	12	.356	.348	10

BARTSCH, KYLE MICHAEL

LHP

HT: 5-11 WT: 210 B/T: L/L HOMETOWN: Hurst, TX
BORN: March 10, 1991 in Hurst, TX
OPENING DAY AGE: 24
HIGH SCHOOL: L.D. Bell High School (TX)
COLLEGE: University of South Alabama
HOW ACQUIRED: From the Kansas City Royals in exchange for OF Reymond Fuentes
SIGNED BY: Sean Gibbs (Royals)
CAREER NOTES: 2013: Signed by the Kansas City Royals as a seventh-round selection in the First-Year Player Draft

YR	CLUB	W-L	ERA	G	GS	CG	SHO	SV	IP	H	R	ER	HR	HB	BB	SO	WP	BK	AVG
2013	Idaho Falls (R)	2-1	2.45	21	0	0	0	3	29.1	20	12	8	0	0	9	37	5	0	.190
2014	Wilmington (A)	5-5	2.29	41	0	0	0	7	55.0	45	16	14	3	0	12	52	3	0	.227
Minor League Totals		7-6	2.35	62	0	0	0	10	84.1	65	28	22	3	0	21	89	8	0	.215

BASKETTE, PAYTON SCOTT

LHP

HT: 6-1 WT: 175 B/T: L/L HOMETOWN: Benbrook, TX
BORN: October 1, 1993 in Fort Worth, TX
OPENING DAY AGE: 21
HIGH SCHOOL: Western Hills High School (TX)
COLLEGE: Grayson County CC (TX)
HOW ACQUIRED: Signed as a 16th-round selection in the 2013 First-Year Player Draft
SIGNED BY: Jeff Curtis (Padres)
CAREER NOTES: 2013: Led Arizona League in ERA (1.37) and was an All-Star.

YR	CLUB	W-L	ERA	G	GS	CG	SHO	SV	IP	H	R	ER	HR	HB	BB	SO	WP	BK	AVG
2013	AZL Padres (R)	2-2	1.37*	16	6	0	0	2	46.0	36	14	7	0	1	11	43	2	0	.207
2014	Eugene (R)	0-2	5.52	4	3	0	0	0	14.2	14	9	9	0	2	3	17	1	1	.255
	Fort Wayne (A)	4-4	5.29	20	12	0	0	0	81.2	113	60	48	5	2	35	52	2	0	.325
Minor League Totals		6-8	4.05	40	21	0	0	2	142.1	163	83	64	5	5	49	112	5	1	.282

BELEN, CARLOS REYNALDO

INF

HT: 6-1 WT: 213 B/T: R/R HOMETOWN: Santo Domingo, DR
BORN: February 28, 1996 in Santo Domingo, DR
OPENING DAY AGE: 19
HOW ACQUIRED: Signed as a non-drafted free agent: July 2, 2012
SIGNED BY: Felix Feliz, Ysrael Rojas and Randy Smith (Padres)

YR	CLUB	AVG	G	AB	R	H	2B	3B	HR	RBI	SH	SF	HP	BB	SO	SB	CS	OBP	SLG	E
2013	DSL Padres (R)	.247	64	231	34	57	9	4	7	27	0	2	6	26	60	5	6	.336	.411	27
	AZL Padres (R)	.211	5	19	3	4	0	0	1	1	0	0	1	7	1	0	0	.286	.368	1
	AZL Padres (R)	.256	37	133	20	34	5	9+	5	22	0	2	6	14	61	3	1	.348	.541	14
Minor League Totals		.248	106	383	57	95	14	13	13	50	0	4	13	41	128	9	7	.338	.454	42



SCOUTING & PLAYER DEVELOPMENT

BELL, JOSHUA EVAN

INF

HT: 6-2 **WT:** 235 **B/T:** S/R **HOMETOWN:** Irving, TX
BORN: August 14, 1992 in Irving, TX **OPENING DAY AGE:** 22
HOW ACQUIRED: Signed as free agent: February 13, 2015 HIGH SCHOOL: Dallas Jesuit College Prep (TX)
SIGNED BY: Mike Leuzinger (Pirates)
CAREER NOTES: 2014: Entered the season rated as being the seventh-best prospect in the Pirates system by *Baseball America*...2013: was rated by *Baseball America* as being the sixth-best prospect in the Pirates organization and "Best Power Hitter"...was named a South Atlantic League Mid- and Post-Season All-Star.

YR	CLUB	AVG	G	AB	R	H	2B	3B	HR	RBI	SH	SF	HP	BB	SO	SB	CS	OBP	SLG	E
2012	West Virginia (A)	.274	15	62	6	17	5	0	1	11	0	2	0	2	21	1	0	.288	.403	2
2013	West Virginia (A)	.279	119	459	75	128	37	2	13	76	0	5	3	52	90	1	2	.353	.453	3
2014	Bradenton (A)	.335	84	331	45	111	20	4	9	53	4	1	2	25	43	5	4	.384	.502	1
	Altoona (AA)	.287	24	94	13	27	2	0	0	7	0	0	0	8	12	4	1	.343	.309	2
Minor League Totals		.299	242	946	139	283	64	6	23	147	4	8	5	87	166	11	7	.359	.452	8

BLANCO, FELIPE SALVADOR

INF

HT: 6-1 **WT:** 175 **B/T:** R/R **HOMETOWN:** Valverde, DR
BORN: December 9, 1993 in Valverde, DR **OPENING DAY AGE:** 21
HOW ACQUIRED: Signed as a non-drafted free agent: November 16, 2010
SIGNED BY: Randy Smith, Felix Feliz and Emenegildo Diaz (Padres)

YR	CLUB	AVG	G	AB	R	H	2B	3B	HR	RBI	SH	SF	HP	BB	SO	SB	CS	OBP	SLG	E
2011	AZL Padres (R)	.176	38	136	13	24	0	2	1	16	4	1	3	8	42	6	3	.236	.228	28
2012	AZL Padres (R)	.250	31	88	12	22	4	0	0	6	2	1	0	18	33	0	0	.374	.295	17
	Eugene (A)	.000	3	6	0	0	0	0	0	0	0	0	0	0	3	0	0	.000	.000	1
2013	Eugene (A)	.209	52	148	11	31	10	2	2	11	4	1	2	12	48	5	3	.276	.345	14
2014	Eugene (A)	.169	37	130	9	22	8	1	1	5	2	0	1	4	57	3	1	.200	.269	12
Minor League Totals		.195	161	508	45	99	22	5	4	38	12	3	6	42	183	14	7	.263	.281	72

BLUEBERG, COLBY JAMES

RHP

HT: 6-0 **WT:** 185 **B/T:** R/R **HOMETOWN:** Carson City, NV
BORN: May 11, 1993 in Carson City, NV **OPENING DAY AGE:** 21
HIGH SCHOOL: Carson High School (NV) **COLLEGE:** University of Nevada-Reno
HOW ACQUIRED: Signed as a 24th-round selection in the 2014 First-Year Player Draft
SIGNED BY: Sam Ray (Padres)

YR	CLUB	W-L	ERA	G	GS	CG	SHO	SV	IP	H	R	ER	HR	HB	BB	SO	WP	BK	AVG
2014	Eugene (A)	2-0	0.55	18	0	0	0	1	32.2	24	4	2	0	1	6	37	2	0	.207
	Fort Wayne (A)	1-0	0.00	2	0	0	0	0	3.0	3	0	0	0	0	2	3	0	0	.250
Minor League Totals		3-0	0.50	20	0	0	0	1	35.2	27	4	2	0	1	8	40	2	0	.211

BOUSFIELD, AUSTON AVERY ALLEN

OF

HT: 5-11 **WT:** 185 **B/T:** R/R **HOMETOWN:** Winter Garden, FL
BORN: July 5, 1993 in Oakland, FL **OPENING DAY AGE:** 21
HIGH SCHOOL: West Orange High School (FL) **COLLEGE:** University of Mississippi
HOW ACQUIRED: Signed as a 5th-round selection in the 2014 First-Year Player Draft
SIGNED BY: Andrew Salvo (Padres)

YR	CLUB	AVG	G	AB	R	H	2B	3B	HR	RBI	SH	SF	HP	BB	SO	SB	CS	OBP	SLG	E
2014	Eugene (A)	.301	45	166	36	50	16	5	3	13	0	0	4	24	37	12	4	.402	.512	3

BOYKIN, RODERICK JERRELL (ROD)

OF

HT: 6-1 **WT:** 175 **B/T:** R/R **HOMETOWN:** Montgomery, AL
BORN: April 17, 1995 in Montgomery, AL **OPENING DAY AGE:** 19
HIGH SCHOOL: Edgewood Academy (AL)
HOW ACQUIRED: Signed as a 12th-round selection in the 2013 First-Year Player Draft
SIGNED BY: Andrew Salvo (Padres)

YR	CLUB	AVG	G	AB	R	H	2B	3B	HR	RBI	SH	SF	HP	BB	SO	SB	CS	OBP	SLG	E
2013	AZL Padres (R)	.279	41	154	22	43	3	1	0	10	0	0	7	12	40	11	1	.358	.312	3
2014	AZL Padres (R)	.266	21	64	8	17	6	1	0	12	0	2	1	3	20	5	1	.300	.391	1
	Eugene (A)	.278	8	18	4	5	0	1	0	0	0	0	1	0	6	2	0	.316	.389	1
Minor League Totals		.275	70	236	34	65	9	3	0	22	0	2	9	15	66	18	2	.340	.339	5

SCOUTING & PLAYER DEVELOPMENT

BRANHAM, MATTHEW E. (MATT)

RHP

HT: 6-5 WT: 220 B/T: R/R HOMETOWN: Columbia, SC
 BORN: September 28, 1987 in Columbia, SC OPENING DAY AGE: 27
 HIGH SCHOOL: Spring Valley (SC) COLLEGE: Southern Carolina Upstate (SC)
 HOW ACQUIRED: Signed as a 27th-round selection in the 2010 First-Year Player Draft
 SIGNED BY: Adam Bourassa (Padres)

YR	CLUB	W-L	ERA	G	GS	CG	SHO	SV	IP	H	R	ER	HR	HB	BB	SO	WP	BK	AVG
2010	Eugene (A)	6-3	2.97	14	11	0	0	0	60.2	61	23	20	1	0	15	56	5	0	.266
	Fort Wayne (A)	0-0	9.00	1	0	0	0	0	1.0	3	1	1	0	1	0	1	0	0	.500
2011	Fort Wayne (A)	4-3	4.98	11	10	0	0	0	47.0	54	31	26	6	2	12	49	2	0	.287
	Eugene (A)	0-0	0.00	2	0	0	0	0	2.0	1	0	0	0	0	1	4	0	0	.143
2012	Lake Elsinore (A)	8-3	3.72	41	14	0	0	1	111.1	103	51	46	9	4	32	102	4	1	.246
2013	Lake Elsinore (A)	1-2	5.92	22	0	0	0	0	38.0	47	27	25	6	1	9	29	4	0	.305
	Tucson (AAA)	0-1	15.00	1	1	0	0	0	3.0	7	5	5	1	0	3	2	0	0	.438
	San Antonio (AA)	4-2	2.61	22	0	0	0	0	31.0	20	11	9	2	0	14	36	1	0	.183
2014	San Antonio (AA)	5-4	4.02	35	6	0	0	0	87.1	94	44	39	7	2	27	74	6	0	.277
	El Paso (AAA)	0-1	6.75	3	1	0	0	0	4.0	8	8	3	2	0	2	2	0	0	.400
Minor League Totals		28-19	4.06	152	43	0	0	1	385.1	398	201	174	34	10	115	355	22	1	.268

BRASOBAN, YIMMI YOEL

RHP

HT: 6-1 WT: 185 B/T: R/R HOMETOWN: San Cristobal, DR
 BORN: June 22, 1994 in San Cristobal, DR OPENING DAY AGE: 20
 HOW ACQUIRED: Signed as a non-drafted free agent: May 12, 2011
 SIGNED BY: Felix Feliz and Martin Jose (Padres)
 CAREER NOTES: 2013: Northwest League Mid-Season All-Star.

YR	CLUB	W-L	ERA	G	GS	CG	SHO	SV	IP	H	R	ER	HR	HB	BB	SO	WP	BK	AVG
2011	DSL Padres (R)	3-3	5.65	12	10	0	0	0	43.0	42	35	27	1	11	28	25	10	0	.259
2012	DSL Padres (R)	1-2	1.50	11	11	0	0	0	54.0	43	24	9	2	6	15	39	9	0	.219
	AZL Padres (R)	0-0	8.10	2	0	0	0	0	3.1	7	3	3	0	1	1	4	0	0	.438
2013	Eugene (A)	2-3	4.17	13	13	0	0	0	58.1	44	33	27	10	4	23	39	5	4	.212
2014	Eugene (A)	2-1	6.48	4	4	0	0	0	16.2	19	13	12	1	1	8	15	0	0	.275
	Fort Wayne (A)	2-4	6.54	15	14	0	0	0	64.2	79	52	47	4	3	35	50	9	0	.302
Minor League Totals		10-13	4.69	57	52	0	0	0	240.0	234	160	125	18	26	110	172	33	4	.256

BRAVO, JOSE DANIEL (DANIEL)

INF

HT: 6-0 WT: 160 B/T: R/R HOMETOWN: Ocumare de la Costa, Venezuela
 BORN: February 16, 1995 in Ocumare de la Costa, Venezuela OPENING DAY AGE: 20
 HOW ACQUIRED: Signed as a non-drafted free agent: November 1, 2011
 SIGNED BY: Felix Feliz, Yfrain Linares and Luis Prieto (Padres)

YR	CLUB	AVG	G	AB	R	H	2B	3B	HR	RBI	SH	SF	HP	BB	SO	SB	CS	OBP	SLG	E
2012	DSL Padres (R)	.242	38	120	22	29	5	2	0	14	1	1	4	20	34	7	1	.366	.317	13
2013	DSL Padres (R)	.220	60	200	30	44	7	2	1	11	4	0	7	18	48	6	7	.307	.290	26
2014	Eugene (A)	.000	2	7	0	0	0	0	0	1	0	0	0	2	0	0	0	.000	.000	0
	AZL Padres (R)	.265	42	155	27	41	9	2	2	18	3	1	2	12	44	8	3	.324	.387	14
Minor League Totals		.237	142	482	79	114	21	6	3	44	8	2	13	50	128	21	11	.324	.324	53

BRUGUERA, REYNALDO ANTONIO

INF

HT: 5-10 WT: 170 B/T: R/R HOMETOWN: La Romana, DR
 BORN: November 5, 1991 in La Romana, DR OPENING DAY AGE: 23
 HOW ACQUIRED: Signed as a non-drafted free agent: February 10, 2010
 SIGNED BY: Felix Feliz and Martin Jose (Padres)

YR	CLUB	AVG	G	AB	R	H	2B	3B	HR	RBI	SH	SF	HP	BB	SO	SB	CS	OBP	SLG	E
2010	DSL Padres (R)	.207	34	87	11	18	3	1	0	5	0	1	0	16	21	3	2	.327	.264	4
2011	DSL Padres (R)	.213	37	89	23	19	2	0	1	7	0	0	3	20	21	10	9	.375	.270	8
2012	DSL Padres (R)	.272	60	217	38	59	10	5	2	20	2	0	4	38	51	15	7	.390	.392	20
2013	Eugene (A)	.154	5	13	1	2	0	0	0	0	0	0	2	2	5	1	0	.353	.154	0
	AZL Padres (R)	.087	7	23	2	2	0	0	1	3	0	0	0	3	7	0	1	.192	.217	1
	Lake Elsinore (A)	.167	8	18	2	3	1	1	0	4	0	0	1	1	6	0	0	.250	.333	0
	Fort Wayne (A)	.326	23	86	9	28	3	1	1	11	1	0	0	6	17	1	3	.370	.419	9
2014	Fort Wayne (A)	.253	27	87	10	22	3	0	0	6	0	2	0	8	23	0	0	.309	.287	3
	Lake Elsinore (A)	.169	17	59	6	10	1	0	1	3	1	0	1	2	16	0	1	.210	.237	5
Minor League Totals		.240	220	679	102	163	23	8	6	59	4	3	11	96	167	30	23	.342	.324	50



SCOUTING & PLAYER DEVELOPMENT

BUSCHINI, ADAM J.

INF

HT: 6-2 WT: 205 B/T: R/R

HOMETOWN: San Ramon, CA

BORN: May 6, 1987 in Oakland, CA

OPENING DAY AGE: 27

HIGH SCHOOL: California High School (CA)

COLLEGE: Cal Poly San Luis Obispo (CA)

HOW ACQUIRED: Signed as a minor league free agent: February 1, 2013

SIGNED BY: Shane Bowers (Phillies)

CAREER NOTES: 2012: Played in the Australian Baseball League, winning the league's Triple Crown by hitting .363 (61-for-168) with 10 doubles, 15 home runs, 50 RBI, 37 runs scored and seven stolen bases in 42 games for the title-winning Canberra Cavalry... 2009: Originally signed by the Philadelphia Phillies as a fourth-round selection in the First-Year Player Draft.

YR	CLUB	AVG	G	AB	R	H	2B	3B	HR	RBI	SH	SF	HP	BB	SO	SB	CS	OBP	SLG	E
2009	Williamsport (A)	.228	52	180	20	41	4	4	2	15	0	2	5	23	44	15	1	.329	.328	6
2010	Lakewood (A)	.219	83	302	49	66	19	4	2	28	5	0	3	37	54	16	6	.310	.328	19
2011	Chico (IND)	.288	81	306	47	88	15	3	9	52	0	4	7	26	67	18	1	.353	.444	18
2012	Amarillo (IND)	.354	96	395	87	140	24	8	14	70	0	4	5	35	58	34	7	.410	.562	12
2013	San Antonio (AA)	.239	91	285	40	68	9	3	8	32	4	2	2	19	52	13	6	.289	.375	10
2014	San Antonio (AA)	.215	100	358	51	77	11	2	9	29	2	1	0	42	74	11	5	.297	.332	8
Minor League Totals		.263	503	1826	294	480	82	24	44	226	11	13	22	182	349	107	26	.335	.406	43

BUTLER, RYAN JEROME

RHP

HT: 6-4 WT: 225 B/T: R/R

HOMETOWN: Charlotte, NC

BORN: February 23, 1992 in Charlotte, NC

OPENING DAY AGE: 23

HIGH SCHOOL: Ardrey Kell High School (NC)

COLLEGE: University of North Carolina at Charlotte

HOW ACQUIRED: Signed as a seventh-round selection in the 2014 First-Year Player Draft

SIGNED BY: Tyler Stubblefield (Padres)

YR	CLUB	W-L	ERA	G	GS	CG	SHO	SV	IP	H	R	ER	HR	HB	BB	SO	WP	BK	AVG
2014	Eugene (A)	0-0	8.22	5	0	0	0	1	7.2	12	7	7	0	0	3	6	0	0	.375
	Fort Wayne (A)	1-1	0.83	18	0	0	0	10	21.2	17	3	2	0	0	6	30	0	0	.215

CASTILLO, FABIAN

C

HT: 6-1 WT: 175 B/T: R/R

HOMETOWN: San Cristobal, DR

BORN: September 26, 1993 in Santo Domingo, DR

OPENING DAY AGE: 21

HOW ACQUIRED: Signed as a non-drafted free agent: July 6, 2010

SIGNED BY: Felix Feliz (Padres)

YR	CLUB	AVG	G	AB	R	H	2B	3B	HR	RBI	SH	SF	HP	BB	SO	SB	CS	OBP	SLG	E
2011	DSL Padres (R)	.141	21	71	4	10	1	0	0	7	2	1	2	0	21	2	0	.162	.155	1
2012	DSL Padres (R)	.202	25	99	14	20	3	0	2	15	0	0	1	4	19	1	0	.240	.293	2
2013	DSL Padres (R)	.259	34	112	8	29	4	0	0	10	2	0	3	6	12	0	1	.314	.295	5
2014	DSL Padres (R)	.244	37	123	12	30	6	1	2	14	1	1	3	5	10	0	1	.288	.358	4
Minor League Totals		.220	117	405	38	89	14	1	4	46	5	2	9	15	62	3	2	.262	.289	12

CHABOT, MATTHEW ADAM

RHP

HT: 6-2 WT: 190 B/T: R/R

HOMETOWN: Riverside, CA

BORN: September 11, 1991 in Riverside, CA

OPENING DAY AGE: 23

HIGH SCHOOL: Woodcrest Christian (CA)

COLLEGE: Riverside Community College (CA)

HOW ACQUIRED: Signed as a 21st-round selection in the 2012 First-Year Player Draft

SIGNED BY: Josh Emmerick (Padres)

YR	CLUB	W-L	ERA	G	GS	CG	SHO	SV	IP	H	R	ER	HR	HB	BB	SO	WP	BK	AVG
2012	Eugene (A)	0-0	2.17	25	0	0	0	2	29.0	23	7	7	0	2	11	23	3	0	.219
2013	Lake Elsinore (A)	0-0	3.86	1	0	0	0	0	2.1	1	2	1	1	0	0	3	0	0	.111
	Fort Wayne (A)	6-1	5.31	29	0	0	0	0	61.0	65	43	36	6	5	21	57	8	0	.286
2014	Fort Wayne (A)	1-0	0.00	1	0	0	0	0	1.2	0	0	0	0	0	0	5	0	0	.000
Minor League Totals		7-1	4.21	56	0	0	0	2	94.0	89	52	44	7	7	32	88	11	0	.245

CHANCELLOR, JACE LOUDIN

RHP

HT: 6-5 WT: 230 B/T: R/R

HOMETOWN: Slaton, TX

BORN: February 18, 1991 in Slaton, TX

OPENING DAY AGE: 24

HIGH SCHOOL: Slaton High School (TX)

COLLEGE: Lubbock Christian University (TX)

HOW ACQUIRED: Signed as a 28th-round selection in the 2013 First-Year Player Draft

SIGNED BY: Jeff Curtis (Padres)

CHARLES, HENRY

OF

HT: 6-1 WT: 205 B/T: L/L

HOMETOWN: San Pedro de Macoris, DR

BORN: January 3, 1994 in San Pedro de Macoris, DR

OPENING DAY AGE: 21

HOW ACQUIRED: Signed as a non-drafted free agent: November 26, 2010

SIGNED BY: Randy Smith, Felix Feliz and Jose Salado (Padres)

YR	CLUB	AVG	G	AB	R	H	2B	3B	HR	RBI	SH	SF	HP	BB	SO	SB	CS	OBP	SLG	E
2011	DSL Padres (R)	.303	51	165	32	50	8	5	3	20	0	1	2	31	28	6	7	.417	.467	7
2012	AZL Padres (R)	.276	43	156	30	43	8	2	1	22	1	3	3	16	26	2	2	.348	.372	3
2013	Eugene (A)	.239	60	205	26	49	10	1	4	21	2	1	8	9	47	3	2	.296	.356	3
2014	Fort Wayne (A)	.236	86	309	34	73	9	3	8	39	2	0	1	20	62	4	2	.285	.362	5
Minor League Totals		.257	240	835	122	215	35	11	16	102	5	5	14	76	163	15	13	.328	.383	18

SCOUTING & PLAYER DEVELOPMENT

CHURCH, JOE ANTHONY

RHP

HT: 6-2 WT: 190 B/T: R/R HOMETOWN: Princeton, WV
 BORN: September 29, 1989 in Princeton, WV OPENING DAY AGE: 25
 HIGH SCHOOL: PikeView High School (WV) COLLEGE: Marshall University (WV)
 HOW ACQUIRED: Signed as a 17th-round selection in the 2012 First-Year Player Draft
 SIGNED BY: Andrew Salvo (Padres)

YR	CLUB	W-L	ERA	G	GS	CG	SHO	SV	IP	H	R	ER	HR	HB	BB	SO	WP	BK	AVG
2012	Eugene (A)	4-2	3.54	25	0	0	0	0	28.0	24	15	11	0	3	15	35	4	0	.226
2013	Lake Elsinore (A)	0-0	13.50	2	0	0	0	0	2.2	5	5	4	0	0	3	2	0	0	.385
	Fort Wayne (A)	3-3	5.63	22	0	0	0	1	40.0	53	32	25	2	1	19	34	9	0	.321
2014	San Antonio (AA)	0-0	9.00	2	0	0	0	0	2.0	4	2	2	1	0	0	3	0	0	.400
	Lake Elsinore (A)	0-1	5.40	24	0	0	0	0	33.1	34	24	20	2	2	12	34	1	0	.248
Minor League Totals		7-6	5.26	75	0	0	0	1	106.0	120	78	62	5	6	49	108	14	0	.278

CIMBER, ADAM CHRISTIAN

RHP

HT: 6-4 WT: 180 B/T: R/R HOMETOWN: San Francisco, CA
 BORN: August 15, 1990 in Portland, OR OPENING DAY AGE: 24
 HIGH SCHOOL: Puyallup High School (WA) COLLEGE: University of San Francisco (CA)
 HOW ACQUIRED: Signed as a ninth-round selection in the 2013 First-Year Player Draft
 SIGNED BY: Sam Ray (Padres)

YR	CLUB	W-L	ERA	G	GS	CG	SHO	SV	IP	H	R	ER	HR	HB	BB	SO	WP	BK	AVG
2013	Eugene (A)	3-1	2.56	28	0	0	0	10	31.2	25	10	9	2	2	7	27	2	0	.216
2014	Lake Elsinore (A)	5-3	2.90	52	1	0	0	0	77.2	80	27	25	5	2	9	43	5	0	.272
Minor League Totals		8-4	2.80	80	1	0	0	0	109.1	105	37	37	7	4	16	70	7	0	.256

CONSTANZA, ALEXANDER (ALEX)

LHP

HT: 6-3 WT: 190 B/T: L/L HOMETOWN: Santo Domingo, DR
 BORN: July 27, 1994 in Santo Domingo, DR OPENING DAY AGE: 20
 HOW ACQUIRED: Signed as a non-drafted free agent: May 27, 2011
 SIGNED BY: Felix Feliz, Ysrael Rojas and Randy Smith (Padres)

YR	CLUB	W-L	ERA	G	GS	CG	SHO	SV	IP	H	R	ER	HR	HB	BB	SO	WP	BK	AVG
2011	DSL Padres (R)	0-0	2.25	3	0	0	0	0	4.0	3	1	1	0	0	3	4	1	0	.214
2012	DSL Padres (R)	0-3	18.00	6	1	0	0	0	6.0	10	14	12	0	1	11	2	3	0	.385
2013	DSL Padres (R)	1-3	3.44	10	10	0	0	0	36.2	36	22	14	1	1	21	34	6	0	.259
	AZL Padres (R)	0-1	2.45	3	1	0	0	0	7.1	6	5	2	0	0	3	6	0	0	.222
2014	AZL Padres (R)	2-3	4.75	10	7	0	0	0	36.0	37	27	19	7*	1	14	29	9	0	.253
	Eugene (A)	0-2	14.14	2	2	0	0	0	7.0	11	11	11	2	0	4	6	1	0	.344
Minor League Totals		3-12	5.47	34	21	0	0	0	97.0	103	80	59	10	3	56	81	20	0	.268

CONTRERAS, RONALDO JOSE

OF

HT: 6-3 WT: 195 B/T: R/R HOMETOWN: Higuey, DR
 BORN: July 15, 1996 in Higuey, DR OPENING DAY AGE: 18
 HOW ACQUIRED: Signed as a non-drafted free agent: November 1, 2012
 SIGNED BY: Felix Feliz, Martin Jose and Randy Smith (Padres)

YR	CLUB	AVG	G	AB	R	H	2B	3B	HR	RBI	SH	SF	HP	BB	SO	SB	CS	OBP	SLG	E
2013	DSL Padres (R)	.242	59	211	26	51	16	0	6	29	0	1	6	25	78	4	4	.337	.403	6
2014	DSL Padres (R)	.235	60	213	17	50	10	2	3	26	0	0	5	14	66	0	1	.297	.343	6
Minor League Totals		.238	119	424	43	101	26	2	9	55	0	1	11	39	144	4	5	.318	.373	12

CORDERO, FRANCHY

INF

HT: 6-3 WT: 175 B/T: L/R HOMETOWN: Azua, DR
 BORN: September 2, 1994 in Azua, DR OPENING DAY AGE: 20
 HOW ACQUIRED: Signed as a non-drafted free agent: November 1, 2011
 SIGNED BY: Felix Feliz, Martin Jose and Randy Smith (Padres)
 CAREER NOTES: 2014: Named Northwest League Mid-Season All-Star...rated by *Baseball America* as seventh-best prospect in league...2013: Tied for AZ League lead in SLG, tied for second in triples and fourth in AVG...AZ League All-Star and *Baseball America* No. 3 prospect in the league.

YR	CLUB	AVG	G	AB	R	H	2B	3B	HR	RBI	SH	SF	HP	BB	SO	SB	CS	OBP	SLG	E
2012	DSL Padres (R)	.270	61	230	39	62	9	6	1	38	1	1	1	37	73	14	4	.372	.374	44
2013	AZL Padres (R)	.333	35	141	23	47	4	6	3	17	2	2	2	10	33	11	0	.381	.511+	11
2014	Fort Wayne (A)	.188	22	85	5	16	2	1	0	9	1	2	2	4	36	3	3	.237	.235	18
	Eugene (A)	.279	61	240	40	67	8	4	9	35	1	0	4	14	75	13	5	.329	.458	34*
Minor League Totals		.276	179	696	107	192	23	17	13	99	5	5	9	65	217	41	12	.343	.414	107

CORDOVA, EISLER YEFFERSON

LHP

HT: 5-11 WT: 180 B/T: L/L HOMETOWN: Aragua, Venezuela
 BORN: July 11, 1995 in Maracay, Venezuela OPENING DAY AGE: 19
 HOW ACQUIRED: Signed as a non-drafted free agent: January 6, 2014
 SIGNED BY: Chad MacDonald, Felix Feliz and Yfrain Linares (Padres)

YR	CLUB	W-L	ERA	G	GS	CG	SHO	SV	IP	H	R	ER	HR	HB	BB	SO	WP	BK	AVG
2014	DSL Padres (R)	3-1	2.04	18	3	0	0	0	35.1	20	15	8	0	1	35	38	10	0	.157



SCOUTING & PLAYER DEVELOPMENT

COX, ROBERT TAYLOR (TAYLOR)

LHP

HT: 6-3 WT: 210 B/T: L/L HOMETOWN: Memphis, TN
 BORN: July 2, 1993 in Bartlett, TN OPENING DAY AGE: 21
 HIGH SCHOOL: Arlington High School (TN) COLLEGE: University of Tennessee at Martin
 HOW ACQUIRED: Signed as a 16th-round selection in the 2014 First-Year Player Draft
 SIGNED BY: Matt Thomas (Padres)

YR	CLUB	W-L	ERA	G	GS	CG	SHO	SV	IP	H	R	ER	HR	HB	BB	SO	WP	BK	AVG
2014	AZL Padres (R)	2-1	3.71	11	4	0	0	0	26.2	35	15	11	0	3	5	26	1	0	.304
	Eugene (A)	0-1	27.00	2	0	0	0	0	1.2	7	6	5	0	0	0	1	0	0	.538
Minor League Totals		2-2	5.08	13	4	0	0	0	28.1	42	21	16	0	3	5	27	1	0	.328

CRESSLEY, AARON KYLE

RHP

HT: 6-1 WT: 175 B/T: L/R HOMETOWN: Corry, PA
 BORN: September 2, 1992 in Corry, PA OPENING DAY AGE: 22
 HIGH SCHOOL: Corry High School (PA) COLLEGE: University of Pittsburgh - Bradford
 HOW ACQUIRED: Signed as a 26th-round selection in the 2014 First-Year Player Draft
 SIGNED BY: Tom Burns (Padres)
 CAREER NOTES: 2014: Named a Northwest League Mid-Season All-Star

YR	CLUB	W-L	ERA	G	GS	CG	SHO	SV	IP	H	R	ER	HR	HB	BB	SO	WP	BK	AVG
2014	Eugene (A)	2-1	3.60	21	2	0	0	0	35.0	34	17	14	1	0	15	29	1	1	.252

DAVIS, MARCUS ALEXANDER

OF

HT: 6-3 WT: 200 B/T: L/L HOMETOWN: Cincinnati, OH
 BORN: April 26, 1992 in Cincinnati, OH OPENING DAY AGE: 22
 HIGH SCHOOL: Princeton High School (OH) COLLEGE: Florida State University
 HOW ACQUIRED: Signed as a 24th-round selection in the 2013 First-Year Player Draft
 SIGNED BY: Chris Kelly (Padres)
 CAREER NOTES: 2014: Named a Northwest League Mid-Season All-Star

YR	CLUB	AVG	G	AB	R	H	2B	3B	HR	RBI	SH	SF	HP	BB	SO	SB	CS	OBP	SLG	E
2013	Eugene (A)	.176	35	102	5	18	3	0	0	8	0	2	2	9	24	2	1	.252	.206	2
2014	Eugene (A)	.322	60	214	32	69	23	1	7	31	0	0	3	29	44	4	2	.411	.537*	8
Minor League Totals		.275	95	316	37	87	26	1	7	39	0	2	5	38	68	6	3	.360	.430	10

DE HORTA, ADRIAN SEBASTIAN

RHP

HT: 6-3 WT: 185 B/T: R/R HOMETOWN: La Puente, CA
 BORN: March 13, 1995 in La Puente, CA OPENING DAY AGE: 20
 HIGH SCHOOL: South Hills High School (CA)
 HOW ACQUIRED: Signed as an eighth-round selection in the 2013 First-Year Player Draft
 SIGNED BY: Brent Mayne (Padres)
 CAREER NOTES: 2013: Named by *Baseball America* as the No. 17 prospect in the Arizona League.

YR	CLUB	W-L	ERA	G	GS	CG	SHO	SV	IP	H	R	ER	HR	HB	BB	SO	WP	BK	AVG
2013	AZL Padres (R)	0-2	4.06	12	11	0	0	0	31.0	28	15	14	1	1	13	40	7	0	.241
2014	Fort Wayne (A)	0-2	5.32	12	11	0	0	0	47.1	49	31	28	2	3	38	36	7	1	.272
	Eugene (A)	1-2	5.40	13	7	0	0	0	30.0	28	24	18	2	2	30	26	4	0	.246
Minor League Totals		1-6	4.98	37	29	0	0	0	108.1	105	70	60	5	6	81	102	18	1	.256

DE LA CRUZ, LUIS FELIPE

RHP

HT: 6-6 WT: 225 B/T: R/R HOMETOWN: San Pedro de Macoris, DR
 BORN: June 15, 1989 in Santo Domingo, DR OPENING DAY AGE: 25
 HOW ACQUIRED: Signed as a non-drafted free agent: February 8, 2007
 SIGNED BY: Randy Smith and Felix Francisco (Padres)

YR	CLUB	W-L	ERA	G	GS	CG	SHO	SV	IP	H	R	ER	HR	HB	BB	SO	WP	BK	AVG
2007	DSL Padres (R)	1-5	7.77	9	8	0	0	0	22.0	18	21	19	1	10	22	13	2	0	.237
2008	DSL Padres (R)	1-4	3.64	14	9	0	0	1	47.0	38	30	19	2	12	30	30	7	0	.216
2009	AZL Padres (R)	3-0	4.71	19	0	0	0	0	28.2	24	17	15	1	4	15	20	7	0	.231
2010	AZL Padres (R)	2-3	3.96	16	1	0	0	0	25.0	32	17	11	2	1	13	17	10	0	.299
2011	Eugene (A)	1-2	4.28	36	0	0	0	1	48.1	40	25	23	3	4	20	43	7	0	.222
2012	Fort Wayne (A)	5-5	3.78	48	0	0	0	0	69.0	51	36	29	3	13	37	52	4	1	.212
2013	Lake Elsinore (A)	5-5	5.40	55	0	0	0	1	66.2	61	46	40	6	5	49	69	12	1	.237
2014	San Antonio (AA)	6-9	2.69	57*	0	0	0	3	67.0	49	30	20	5	4	36	63	5	0	.204
Minor League Totals		24-33	4.24	254	18	0	0	6	373.2	313	222	176	23	53	222	307	54	2	.227

DE LA CRUZ, WILFRI MIGUEL

C

HT: 5-11 WT: 180 B/T: R/R HOMETOWN: Mao, DR
 BORN: December 29, 1993 in Mao, DR OPENING DAY AGE: 21
 HOW ACQUIRED: Signed as a non-drafted free agent: November 19, 2012
 SIGNED BY: Felix Feliz and Martin Jose (Padres)

YR	CLUB	AVG	G	AB	R	H	2B	3B	HR	RBI	SH	SF	HP	BB	SO	SB	CS	OBP	SLG	E
2013	DSL Padres (R)	.298	28	94	13	28	10	2	0	11	0	0	2	9	19	1	1	.371	.447	6
2014	DSL Padres (R)	.250	34	112	20	28	3	0	2	8	1	0	3	16	18	3	1	.359	.330	6
Minor League Totals		.272	62	206	33	56	13	2	2	19	1	0	5	25	37	4	2	.364	.383	12

SCOUTING & PLAYER DEVELOPMENT

DE LOS SANTOS, ERICK ALEXANDER

RHP

HT: 6-4 **WT:** 200 **B/T:** R/R **HOMETOWN:** Santo Domingo, DR
BORN: April 23, 1994 in Santo Domingo, DR **OPENING DAY AGE:** 20
HOW ACQUIRED: Signed as a non-drafted free agent: December 16, 2013
SIGNED BY: Chad MacDonald, Felix Feliz and Ysrael Rojas (Padres)

YR	CLUB	W-L	ERA	G	GS	CG	SHO	SV	IP	H	R	ER	HR	HB	BB	SO	WP	BK	AVG
2014	DSL Padres (R)	1-2	2.91	16	0	0	0	0	21.2	13	11	7	1	1	18	25	6	0	.163

DE PAULA, JOSE RAFAEL (RAFAEL)

RHP

HT: 6-2 **WT:** 215 **B/T:** R/R **HOMETOWN:** La Victoria, DR
BORN: March 21, 1991 in La Victoria, DR **OPENING DAY AGE:** 24
HOW ACQUIRED: From the New York Yankees along with INF Yangervis Solarte in exchange for Chase Headley: July 22, 2014
SIGNED BY: Victor Mata and Angel Ovalles (Yankees)
CAREER NOTES: 2013: Selected to the World Roster of the SiriusXM Futures Game at Citi Field in New York...named a South Atlantic League Mid-Season All-Star...2010: Signed by the Yankees as a minor league free agent on November 18.

YR	CLUB	W-L	ERA	G	GS	CG	SHO	SV	IP	H	R	ER	HR	HB	BB	SO	WP	BK	AVG
2012	DSL Yankees 1 (R)	8-2	1.46	14	14	1	1	0	61.2	35	18	10	2	2	18	85	9	0	.162
2013	Charleston (A)	6-2	2.94	13	13	0	0	0	64.1	43	21	21	3	3	23	96	8	5	.189
	Tampa (A)	1-3	6.06	11	10	0	0	0	49.0	54	35	33	5	5	30	50	5	0	.283
2014	Tampa (A)	6-5	4.15	20	17	0	0	0	89.0	88	44	41	5	8	38	104	9	1	.257
	Lake Elsinore (A)	2-4	6.54	8	8	0	0	0	42.2	47	32	31	7	3	17	41	6	0	.281
Minor League Totals		23-16	3.99	66	62	1	1	0	306.2	267	150	136	22	21	126	376	37	6	.233

DEL CASTILLO, MIGUEL JOSE

C

HT: 5-10 **WT:** 170 **B/T:** R/R **HOMETOWN:** Santa Domingo, DR
BORN: October 14, 1991 in Santo Domingo, DR **OPENING DAY AGE:** 23
HOW ACQUIRED: Signed as a non-drafted free agent: March 6, 2009
SIGNED BY: Felix Feliz and Martin Jose (Padres)

YR	CLUB	AVG	G	AB	R	H	2B	3B	HR	RBI	SH	SF	HP	BB	SO	SB	CS	OBP	SLG	E
2009	DSL Padres (R)	.198	41	126	21	25	2	0	0	10	0	0	3	22	28	2	3	.331	.214	6
2010	DSL Padres (R)	.288	51	125	13	36	9	0	1	18	0	2	4	21	28	4	3	.401	.384	11
2011	DSL Padres (R)	.223	47	121	15	27	9	0	0	15	0	5	2	14	18	1	1	.303	.298	7
2012	AZL Padres (R)	.364	20	66	12	24	4	0	0	14	1	1	1	7	10	0	0	.427	.424	1
	Eugene (A)	.043	9	23	2	1	0	0	0	1	0	0	0	1	8	0	0	.083	.043	1
2013	Lake Elsinore (A)	.125	5	16	0	2	0	0	0	0	0	0	0	1	3	0	1	.176	.125	0
	Eugene (A)	.238	16	42	3	10	1	0	1	4	1	0	0	3	8	0	1	.289	.333	2
	San Antonio (AA)	.000	1	1	0	0	0	0	0	0	0	0	0	1	0	0	0	.000	.000	0
	Fort Wayne (A)	.129	9	31	1	4	0	0	0	3	0	0	0	3	6	0	0	.206	.129	1
2014	Eugene (A)	.203	23	79	12	16	7	1	0	12	0	1	0	4	18	0	0	.238	.316	4
Minor League Totals		.230	223	630	79	145	32	1	2	77	2	9	10	76	128	7	9	.319	.294	33

DELMONICO, ANTHONY JAMES (TONY)

INF

HT: 6-0 **WT:** 190 **B/T:** R/R **HOMETOWN:** Knoxville, TN
BORN: April 27, 1987 in Tallahassee, FL **OPENING DAY AGE:** 27
HIGH SCHOOL: Farragut High School (TN) **COLLEGE:** Florida State University (FL)
HOW ACQUIRED: Signed as a minor league free agent: October 15, 2014
SIGNED BY: Scott Hennessey (Dodgers)
CAREER NOTES: 2009: Named both a Midwest League Mid- and Post-Season All-Star...2008: Selected in the sixth-round of the 2008 First-Year Players Draft by the Los Angeles Dodgers

YR	CLUB	AVG	G	AB	R	H	2B	3B	HR	RBI	SH	SF	HP	BB	SO	SB	CS	OBP	SLG	E
2008	Ogden (R)	.340	35	141	38	48	20	0	11	39	0	0	8	18	28	0	0	.443	.716	10
2009	Great Lakes (A)	.285	100	365	53	104	22	2	9	43	2	2	13	46	86	5	0	.383	.430	9
2010	Inland Empire (A)	.284	60	194	25	55	3	0	3	16	4	0	9	36	35	4	1	.418	.345	6
	AZL Dodgers (R)	.250	7	24	2	6	2	1	0	2	0	0	1	2	5	2	0	.333	.417	2
2011	R. Cucamonga (A)	.268	111	396	66	106	22	2	12	63	3	5	23	57	99	1	2	.387	.424	15
2012	R. Cucamonga (A)	.188	21	64	2	12	3	1	0	9	0	1	2	13	24	0	1	.338	.266	0
	London (IND)	.190	33	63	13	12	1	0	2	6	0	0	4	12	20	2	0	.354	.302	3
	Schaumburg (IND)	.500	10	4	0	2	1	0	0	0	0	0	0	0	1	0	0	.500	.750	0
2013	Schaumburg (IND)	.167	23	12	1	2	1	0	0	2	1	0	0	2	4	0	0	.286	.250	1
2014	Schaumburg (IND)	.356	40	146	47	52	10	0	12	41	1	0	9	28	35	2	3	.486	.671	7
	Lancaster (IND)	.304	15	46	8	14	2	1	1	6	0	0	3	7	7	1	0	.429	.457	7
	S. Maryland (IND)	.231	32	117	11	27	10	0	2	13	1	1	1	5	28	0	0	.266	.368	2
Minor League Totals		.280	334	1184	186	331	72	6	35	172	9	8	56	172	277	12	4	.394	.439	42
Independent League Totals		.281	153	388	80	109	25	1	17	68	3	1	17	54	95	5	3	.391	.482	20

YR	CLUB	W-L	ERA	G	GS	CG	SHO	SV	IP	H	R	ER	HR	HB	BB	SO	WP	BK	AVG
2012	London (IND)	0-3	4.87	15	0	0	0	2	20.1	23	14	11	4	1	7	24	3	0	--
	Schaumburg (IND)	0-0	6.75	9	0	0	0	1	10.2	13	11	8	1	6	6	10	1	1	--
2013	Schaumburg (IND)	1-1	5.35	17	5	0	0	0	37.0	40	23	22	6	7	18	31	3	0	--
2014	Lancaster (IND)	0-0	0.00	1	0	0	0	0	1.0	0	0	0	0	0	1	0	0	0	--
	S. Maryland (IND)	0-0	0.00	1	0	0	0	0	1.0	1	0	0	0	0	0	1	0	0	--
Independent League Totals		1-4	5.27	43	5	0	0	3	70.0	77	48	41	11	14	32	66	7	1	--

SCOUTING & PLAYER DEVELOPMENT



SCOUTING & PLAYER DEVELOPMENT

DIAZ, ADONIS SAMUEL

RHP

HT: 6-1 **WT:** 185 **B/T:** R/R **HOMETOWN:** Rio Chico, Venezuela
BORN: December 8, 1994 in Rio Chico, Venezuela
OPENING DAY AGE: 20
HOW ACQUIRED: Signed as a non-drafted free agent: November 1, 2012
SIGNED BY: Felix Feliz and Yfrain Linares (Padres)

YR	CLUB	W-L	ERA	G	GS	CG	SHO	SV	IP	H	R	ER	HR	HB	BB	SO	WP	BK	AVG
2013	DSL Padres (R)	4-2	2.33	18	0	0	0	2	27.0	21	9	7	0	4	6	21	5	0	.219
2014	DSL Padres (R)	2-3	5.03	15	0	0	0	1	19.2	21	19	11	1	0	8	20	6	0	.263
Minor League Totals		6-5	3.47	33	0	0	0	3	46.2	42	28	18	1	4	14	41	11	0	.239

DIAZ, MALCOM JEREMY

RHP

HT: 6-2 **WT:** 185 **B/T:** R/R **HOMETOWN:** San Juan, PR
BORN: March 2, 1994 in San Juan, PR
OPENING DAY AGE: 21
HIGH SCHOOL: International Baseball Academy (PR)
HOW ACQUIRED: Signed as a 13th-round selection in the 2012 First-Year Player Draft
SIGNED BY: Willie Bosque (Padres)

YR	CLUB	W-L	ERA	G	GS	CG	SHO	SV	IP	H	R	ER	HR	HB	BB	SO	WP	BK	AVG
2012	AZL Padres (R)	0-2	9.68	17	0	0	0	0	17.2	28	31	19	1	2	27	16	18	7	.354
2013	AZL Padres (R)	2-0	13.98	16	0	0	0	0	18.2	15	30	29	1	4	35	16	28	2	.224
2014	DSL Padres (R)	0-0	12.79	6	0	0	0	0	6.1	12	21	13	1	1	5	8	2	1	.400
	AZL Padres (R)	1-1	4.13	21+	0	0	0	2	28.1	24	21	13	1	4	17	28	10	0	.222
Minor League Totals		3-3	8.87	60	0	0	0	2	71.0	79	93	70	4	11	84	68	58	10	.278

DIMOCK, MICHAEL SCOTT

RHP

HT: 6-2 **WT:** 195 **B/T:** R/R **HOMETOWN:** Greensboro, NC
BORN: October 26, 1989 in Greensboro
OPENING DAY AGE: 25
HIGH SCHOOL: Wesleyan High School (NC)
COLLEGE: Wake Forest (NC)
HOW ACQUIRED: From the Houston Astros in exchange for cash considerations: June 23, 2014
SIGNED BY: Tim Bittner (Astros)
CAREER NOTES: 2012: Selected in the 37th-round of the First-Year Player Draft by the Houston Astros

YR	CLUB	W-L	ERA	G	GS	CG	SHO	SV	IP	H	R	ER	HR	HB	BB	SO	WP	BK	AVG
2012	Greenville (R)	0-0	4.2	20	0	0	0	0	4	30	26	15	14	0	9	36	1	0	.230
2013	Quad Cities (A)	5-0	3.09	10	0	0	0	0	11.2	7	4	4	1	1	2	15	0	0	.163
	Lancaster (A)	4-1	4.1	27	0	0	0	0	41.2	41	21	19	5	0	12	36	3	0	.265
2014	Corpus Christi (AA)	1-4	3.29	16	0	0	0	1	27.1	26	12	10	1	1	7	21	1	0	.252
	San Antonio (AA)	1-3	3.64	23	0	0	0	0	29.2	29	20	12	5	1	10	40	1	0	.244
Minor League Totals		11-8	3.78	96	0	0	0	5	140.1	129	72	59	12	3	40	148	6	0	.242

DOMOROMO, LUIS FERNANDO

OF

HT: 6-1 **WT:** 215 **B/T:** L/L **HOMETOWN:** Turen, Venezuela
BORN: February 4, 1992 in Turen, Venezuela
OPENING DAY AGE: 23
HOW ACQUIRED: Signed as a non-drafted free agent: July 2, 2008
SIGNED BY: Yfrain Linares, Felix Feliz and Randy Smith (Padres)

YR	CLUB	AVG	G	AB	R	H	2B	3B	HR	RBI	SH	SF	HP	BB	SO	SB	CS	OBP	SLG	E
2009	DSL Padres (R)	.239	68	230	46	55	2	7	1	26	2	2	7	45	49	8	3	.377	.322	2
2010	Eugene (A)	.274	31	113	12	31	5	0	1	8	0	1	1	6	23	0	0	.314	.345	0
2011	Fort Wayne (A)	.283	112	435	66	123	20	3	9	68	0	11	4	36	83	7	7	.335	.405	5
2012	Lake Elsinore (A)	.219	95	351	34	77	16	2	3	36	0	3	2	22	89	9	2	.267	.302	7
2013	Lake Elsinore (A)	.198	50	192	19	38	7	1	5	21	1	0	6	12	54	2	1	.267	.323	4
	Fort Wayne (A)	.233	59	215	26	50	9	5	4	30	2	4	2	14	44	3	1	.281	.377	1
2014	Lake Elsinore (A)	.272	106	386	52	105	25	4	10	49	3	2	1	24	90	5	1	.315	.435	10
Minor League Totals		.249	521	386	255	479	84	22	33	238	8	23	23	159	432	34	15	.311	.367	29

DORMINY, THOMAS CLEAVOUS

LHP

HT: 6-0 **WT:** 190 **B/T:** L/L **HOMETOWN:** Tampa, FL
BORN: June 1, 1992 in Lutz, FL
OPENING DAY AGE: 22
HIGH SCHOOL: Alonso High School (FL)
COLLEGE: Faulkner University
HOW ACQUIRED: Signed as a 10th-round selection in the 2014 First-Year Player Draft
SIGNED BY: Andrew Salvo (Padres)

YR	CLUB	W-L	ERA	G	GS	CG	SHO	SV	IP	H	R	ER	HR	HB	BB	SO	WP	BK	AVG
2014	Eugene (A)	0-1	3.72	11	7	0	0	0	19.1	25	13	8	2	0	9	24	2	0	.316

SCOUTING & PLAYER DEVELOPMENT

ENLOE, JEFFREY WALLACE

LHP

HT: 6-5 **WT:** 215 **B/T:** L/L **HOMETOWN:** Gonzales, LA
BORN: August 13, 1989 in Gonzales, LA **OPENING DAY AGE:** 25
HIGH SCHOOL: Dutchtown High School (LA) **COLLEGE:** Central Arkansas
HOW ACQUIRED: Signed as a 37th-round selection in the 2013 First-Year Player Draft
SIGNED BY: Lane Decker (Padres)

YR	CLUB	W-L	ERA	G	GS	CG	SHO	SV	IP	H	R	ER	HR	HB	BB	SO	WP	BK	AVG
2013	Eugene (A)	2-3	6.75	18	6	0	0	0	41.1	49	36	31	4	3	18	44	3	1	.290
2014	Eugene (A)	0-0	2.45	1	0	0	0	0	3.2	1	1	1	1	0	0	5	0	0	.077
	Fort Wayne (A)	6-6	3.84	14	12	0	0	0	63.1	65	33	27	3	0	15	34	0	0	.263
	San Antonio (AA)	0-0	10.80	1	0	0	0	0	1.2	3	2	2	0	0	2	1	0	0	.375
Minor League Totals		8-9	4.99	34	18	0	0	0	110.0	118	72	61	8	3	35	84	3	1	.270

EPPELSON, JOSEPH WALKER (JOEY)

INF

HT: 6-2 **WT:** 195 **B/T:** R/R **HOMETOWN:** Lafayette, CA
BORN: February 17, 1991 in Lafayette, CA **OPENING DAY AGE:** 24
HIGH SCHOOL: Miramonte High School (CA) **COLLEGE:** University of California, Santa Barbara
HOW ACQUIRED: Signed as a 13th-round selection in the 2014 First-Year Player Draft
SIGNED BY: Brent Mayne (Padres)

YR	CLUB	AVG	G	AB	R	H	2B	3B	HR	RBI	SH	SF	HP	BB	SO	SB	CS	OBP	SLG	E
2014	Eugene (A)	.245	31	94	11	23	5	0	1	4	1	0	5	7	19	2	3	.330	.330	7

FITZGERALD, MICHAEL PATRICK (MIKE)

C

HT: 6-1 **WT:** 210 **B/T:** R/R **HOMETOWN:** Rochester, IL
BORN: May 26, 1991 in Rochester, IL **OPENING DAY AGE:** 23
HIGH SCHOOL: Rochester High School (IL) **COLLEGE:** Indiana State University
HOW ACQUIRED: Signed as a 27th-round selection in the 2014 First-Year Player Draft
SIGNED BY: Jeff Stewart (Padres)

YR	CLUB	AVG	G	AB	R	H	2B	3B	HR	RBI	SH	SF	HP	BB	SO	SB	CS	OBP	SLG	E
2014	AZL Padres (R)	.167	26	60	9	10	1	0	0	5	0	1	6	19	20	0	1	.407	.183	4

FRAZIER, PARKER ALLEN

RHP

HT: 6-5 **WT:** 175 **B/T:** R/R **HOMETOWN:** Tulsa, OK
BORN: November 11, 1988 in Tulsa, OK **OPENING DAY AGE:** 26
HIGH SCHOOL: Bishop Kelley High School (OK)
HOW ACQUIRED: Signed as a minor league free agent, January 28
SIGNED BY: Dar Cox (Rockies)
CAREER NOTES: **MISC:** His father, George, played 10 seasons in the Majors with St. Louis (1970-80), New York-AL (1981-83), Cleveland (1983), Chicago Cubs (1984-86) and Minnesota Twins (1986-87) and currently serves as a radio analyst for Colorado.

YR	CLUB	W-L	ERA	G	GS	CG	SHO	SV	IP	H	R	ER	HR	HB	BB	SO	WP	BK	AVG
2007	Casper (R)	3-5	10.07	16	10	0	0	0	44.2	78	54	50	8	4	18	22	1	2	.386
2008	Tri-City (A)	5-5	3.83	15	15	0	0	0	87	94	41	37	3	8	20	47	6	0	.281
2009	Asheville (A)	10-7	4.48	23	23	1	0	0	130.2	158	70	65	7	12	33	98	8	3	.303
2010	Tri-City (A)	1-3	7.52	5	5	0	0	0	20.1	28	21	17	1	1	8	15	0	0	.318
	Modesto (A)	2-2	4.7	9	9	0	0	0	46	49	27	24	1	6	11	38	4	0	.269
2011	Modesto (A)	11-11	4.5	27	27	0	0	0	154	171	95	77	15	12	46	105	5	1	.281
2012	Tulsa (AA)	5-14	3.88	27	27	0	0	0	167	182	79	72	19	8	40	93	6	0	.285
2013	Tulsa (AA)	1-1	2.57	16	1	0	0	0	35	31	11	10	3	2	12	26	0	0	.254
	Colo. Springs (AAA)	0-1	10.67	9	3	0	0	0	14.1	34	24	17	1	1	8	9	1	0	.466
	Pensacola (AA)	2-3	1.93	13	0	0	0	0	23.1	15	5	5	0	0	11	20	1	0	.190
2014	Birmingham (AA)	2-4	3.7	27	0	0	0	1	41.1	47	24	17	4	2	10	25	0	0	.276
	Charlotte (AAA)	0-1	5.08	15	0	0	0	0	28.1	33	17	16	3	0	13	19	1	0	.295
Minor League Totals		43-58	4.66	215	121	1	0	1	812.2	948	482	421	67	59	238	532	33	7	.294

FRY, BRANDON TAYLOR

LHP

HT: 6-3 **WT:** 195 **B/T:** L/L **HOMETOWN:** Canton, OH
BORN: March 28, 1993 in Canton, OH **OPENING DAY AGE:** 22
HIGH SCHOOL: Nease High School (FL) **COLLEGE:** Pearl River CC (MS)
HOW ACQUIRED: Signed as a 18th-round selection in the 2013 First-Year Player Draft
SIGNED BY: Andrew Salvo (Padres)

YR	CLUB	W-L	ERA	G	GS	CG	SHO	SV	IP	H	R	ER	HR	HB	BB	SO	WP	BK	AVG
2013	Eugene (A)	0-2	4.15	11	0	0	0	0	13.0	14	6	6	0	0	9	11	3	0	.286
2014	AZL Padres (A)	0-1	4.50	7	0	0	0	0	10.0	13	10	5	1	0	5	10	1	0	.310
	Eugene (A)	0-1	3.42	12	0	0	0	0	23.2	18	12	9	1	2	13	15	1	1	.209
Minor League Totals		0-4	3.86	30	0	0	0	0	46.2	45	28	20	2	2	27	36	5	1	.254



SCOUTING & PLAYER DEVELOPMENT

GAEDELE, KYLE R.

OF

HT: 6-3 WT: 220 B/T: R/R HOMETOWN: Arlington Heights, IL
 BORN: November 1, 1989 in Arlington Heights, IL OPENING DAY AGE: 25
 HIGH SCHOOL: Rolling Meadows High School (IL) COLLEGE: Valparaiso (IN)
 HOW ACQUIRED: Signed as a sixth-round selection in the 2011 First-Year Player Draft
 SIGNED BY: Mark Conner (Padres)
 CAREER NOTES: Is the great-nephew of Eddie Gaedel.

YR	CLUB	AVG	G	AB	R	H	2B	3B	HR	RBI	SH	SF	HP	BB	SO	SB	CS	OBP	SLG	E
2011	Eugene (A)	.203	63	197	34	40	6	1	3	29	1	1	3	36	67	9	0	.333	.289	2
2012	Fort Wayne (A)	.258	129	407	59	105	28	7	5	51	6	3	7	53	118	23	6	.351	.398	3
2013	Lake Elsinore (A)	.256	127	450	77	115	26	9	13	57	2	4	9	43	128	27	7	.330	.440	4
2014	San Antonio (AA)	.159	30	82	5	13	2	0	4	9	0	1	0	9	25	1	0	.239	.329	1
Minor League Totals		.240	349	1136	175	273	62	17	25	146	9	9	19	141	338	60	13	.332	.391	10

GAMBOA, JUAN CARLOS

INF

HT: 5-7 WT: 155 B/T: L/R HOMETOWN: Los Mochis, Sinaloa, MEX
 BORN: April 18, 1991 in Los Mochis, Sinaloa, MEX OPENING DAY AGE: 23
 HOW ACQUIRED: From the New York Mets in the Rule 5 minor league draft: December 11, 2014
 SIGNED BY: Rafael Perez, Ismael Cruz and Gabriel Low (Mets)
 CAREER NOTES: 2014: Named the Most Valuable Player of the Mexican League finals

YR	CLUB	AVG	G	AB	R	H	2B	3B	HR	RBI	SH	SF	HP	BB	SO	SB	CS	OBP	SLG	E
2010	Mexico (MEX)	.375	5	8	1	3	0	1	0	2	0	0	0	1	2	0	0	.444	.625	1
	DSL Mets 1 (R)	.294	61	221	38	65	11	4	0	21	1	0	0	34	31	16	7	.388	.380	16
2011	Mexico (MEX)	.265	21	49	13	13	4	0	2	9	4	1	0	3	11	1	0	.302	.469	6
	GCL Mets (R)	.340	17	53	10	18	4	0	0	3	0	0	0	9	15	0	0	.435	.415	3
	Kingsport (R)	.256	19	78	12	20	4	0	3	10	0	2	0	6	15	4	2	.302	.423	5
	Savannah (A)	.455	4	11	1	5	1	1	0	3	0	0	0	2	0	0	0	.538	.727	0
2012	Brooklyn (A)	.186	39	140	11	26	3	0	1	5	3	1	1	21	30	2	4	.294	.229	3
2013	Brooklyn (A)	.195	32	118	11	23	3	0	2	9	4	0	0	12	24	2	0	.269	.271	5
2014	Mexico (MEX)	.306	95	307	54	94	22	4	7	50	4	3	4	38	56	6	6	.386	.472	16
Minor League Totals		.253	172	621	83	157	26	5	6	51	8	3	1	84	115	24	13	.341	.340	32
Mexican League Totals		.302	121	364	68	110	26	5	9	61	8	4	4	42	69	7	6	.377	.475	23

GARCIA, JEAN LUIS

RHP

HT: 6-5 WT: 220 B/T: R/R HOMETOWN: Santiago, DR
 BORN: December 7, 1996 in Santiago, DR OPENING DAY AGE: 21
 HOW ACQUIRED: Signed as a non-drafted free agent: April 9, 2014
 SIGNED BY: N/A (Padres)

YR	CLUB	W-L	ERA	G	GS	CG	SHO	SV	IP	H	R	ER	HR	HB	BB	SO	WP	BK	AVG
2014	DSL Padres (R)	0-3	6.00	12	3	0	0	0	18.0	21	20	12	0	7	15	17	2	0	.276

GARCIA, JOEL DE JESUS

LHP

HT: 6-2 WT: 180 B/T: L/L HOMETOWN: San Cristobal, DR
 BORN: August 7, 1992 in San Cristobal, DR OPENING DAY AGE: 22
 HOW ACQUIRED: Signed as a non-drafted free agent: April 14, 2012
 SIGNED BY: Felix Feliz and Martin Jose (Padres)

YR	CLUB	W-L	ERA	G	GS	CG	SHO	SV	IP	H	R	ER	HR	HB	BB	SO	WP	BK	AVG
2012	DSL Padres (R)	0-0	3.66	14	0	0	0	0	19.2	19	12	8	0	5	17	15	6	1	.253
2013																			
2014	DSL Padres (R)	1-2	8.59	19	0	0	0	0	22.0	16	22	21	0	4	33	28	5	0	.208
Minor League Totals		1-2	6.26	33	0	0	0	0	41.2	35	34	29	0	9	50	43	11	1	.230

GETTYS, MICHAEL EDWARD

OF

HT: 6-1 WT: 203 B/T: R/R HOMETOWN: Gainesville, GA
 BORN: October 22, 1995 in Gainesville, GA OPENING DAY AGE: 19
 HOW ACQUIRED: Signed as a second-round selection in the 2014 First-Year Player Draft
 SIGNED BY: Andrew Salvo (Padres)
 CAREER NOTES: 2014: Named an Arizona League Post-Season All-Star

YR	CLUB	AVG	G	AB	R	H	2B	3B	HR	RBI	SH	SF	HP	BB	SO	SB	CS	OBP	SLG	E
2014	AZL Padres (R)	.310	52	213*	29	66	8	5	3	38	1	3	1	15	66	14	2	.353	.437	10

SCOUTING & PLAYER DEVELOPMENT

GIRON, RUDDY

INF

HT: 5-11

WT: 175

B/T: R/R

HOMETOWN: Santo Domingo Norte, DR

BORN: January 4, 1997 in Santo Domingo Norte, DR

OPENING DAY AGE: 18

HOW ACQUIRED: Signed as a non-drafted free agent: July 2, 2013

SIGNED BY: Randy Smith, Felix Feliz, Ysrael Rojas and Martin Jose (Padres)

YR	CLUB	AVG	G	AB	R	H	2B	3B	HR	RBI	SH	SF	HP	BB	SO	SB	CS	OBP	SLG	E
2014	AZL Padres (R)	.168	48	185	23	31	10	0	0	13	3	1	1	8	42	1	2	.205	.222	13

GONZALEZ, BENJAMIN A. (BENJI)

INF

HT: 5-11

WT: 160

B/T: S/R

HOMETOWN: Caguas, PR

BORN: January 16, 1990 in Caguas, PR

OPENING DAY AGE: 22

HIGH SCHOOL: Puerto Rico Baseball Academy

HOW ACQUIRED: From the Pittsburgh Pirates in exchange for cash considerations: May 2, 2014

SIGNED BY: Joe Salermo and Jose Rosario (Pirates)

YR	CLUB	AVG	G	AB	R	H	2B	3B	HR	RBI	SH	SF	HP	BB	SO	SB	CS	OBP	SLG	E
2008	GCL Pirates (R)	.207	37	121	17	25	2	0	0	14	5	1	1	22	28	8	1	.331	.223	8
2009	GCL Pirates (R)	.289	49	159	23	46	5	1	0	13	5	1	2	17	33	7	5	.363	.333	11
	West Virginia (A)	.250	3	12	2	3	1	0	0	1	1	0	0	1	1	0	1	.308	.333	2
2010	West Virginia (A)	.236	122	406	40	96	12	1	1	35	14	2	3	35	71	18	14	.300	.278	32
2011	Bradenton (A)	.222	120	388	55	86	12	4	1	34	9	7	4	40	88	19	7	.296	.281	26
2012	Bradenton (A)	.265	99	294	49	78	11	3	1	20	9	1	2	27	63	8	8	.330	.333	14
2013	Bradenton (A)	.232	105	384	55	89	15	3	1	25	9	2	4	43	66	27	13	.314	.294	9
2014	Lake Elsinore (A)	.306	102	376	61	115	28	3	3	41	11	4	3	45	62	13	7	.381	.420	13
Minor League Totals		.251	637	2140	302	538	86	15	7	183	63	18	19	230	412	100	56	.327	.315	115

GONZALEZ, MANUEL FRANCISCO

RHP

HT: 6-4

WT: 195

B/T: R/R

HOMETOWN: Santo Domingo, DR

BORN: October 21, 1994 in Santo Domingo, DR

OPENING DAY AGE: 20

HOW ACQUIRED: Signed as a non-drafted free agent: April 24, 2012

SIGNED BY: Randy Smith, Felix Feliz and Martin Jose (Padres)

YR	CLUB	W-L	ERA	G	GS	CG	SHO	SV	IP	H	R	ER	HR	HB	BB	SO	WP	BK	AVG
2012	DSL Padres (R)	0-1	6.75	3	0	0	0	0	4.0	6	4	3	0	1	1	2	0	0	.333
2013	DSL Padres (R)	1-4	4.53	13	13	0	0	0	59.2	63	37	30	1	7	14	57	12	2	.257
2014	AZL Padres (R)	1-6	8.04	12	6	0	0	0	43.2	66	48	39	3	6	16	25	13	0	.338
Minor League Totals		2-11	6.04	28	19	0	0	0	107.1	135	89	72	4	14	31	84	25	2	.295

GORÉE, JALEN JUWAN

INF

HT: 5-10

WT: 195

B/T: R/R

HOMETOWN: Brent, AL

BORN: June 15, 1993 in Tuscaloosa, AL

OPENING DAY AGE: 21

HIGH SCHOOL: Bibb County High School (AL)

HOW ACQUIRED: Signed as a sixth-round selection in the 2012 First-Year Player Draft

SIGNED BY: David Francia (Padres)

CAREER NOTES: 2014: Named a Northwest League Mid-Season All-Star

YR	CLUB	AVG	G	AB	R	H	2B	3B	HR	RBI	SH	SF	HP	BB	SO	SB	CS	OBP	SLG	E
2012	AZL Padres (R)	.270	30	111	24	30	3	1	1	13	0	1	2	11	30	1	0	.344	.342	11
2013	Eugene (A)	.067	6	15	0	1	0	0	0	0	0	0	0	0	3	0	0	.067	.067	1
	AZL Padres (R)	.309	16	55	9	17	3	1	0	8	1	2	2	4	12	2	0	.365	.400	1
2014	Eugene (A)	.217	43	152	20	33	9	1	5	21	2	2	2	11	40	8	3	.275	.388	14
Minor League Totals		.243	95	333	53	81	15	3	6	42	3	5	6	26	85	11	3	.305	.360	27

GUZMAN, JORGE LEANDRO

RHP

HT: 6-1

WT: 170

B/T: R/R

HOMETOWN: Bani, DR

BORN: July 15, 1989 in Bani, DR

OPENING DAY AGE: 25

HOW ACQUIRED: Signed as a non-drafted free agent: July 2, 2008

SIGNED BY: Felix Feliz and Randy Smith (Padres)

CAREER NOTES: 2012: Converted to a pitcher full-time prior to 2012 season after serving as a shortstop from 2009-2011.

YR	CLUB	W-L	ERA	G	GS	CG	SHO	SV	IP	H	R	ER	HR	HB	BB	SO	WP	BK	AVG
2012	DSL Padres (R)	3-4	2.67	21	0	0	0	0	27.0	20	12	8	1	1	7	21	4	0	.206
2013	Eugene (A)	2-0	0.00	4	0	0	0	2	5.0	2	0	0	0	0	0	7	1	0	.118
	Fort Wayne (A)	1-1	2.86	20	0	0	0	0	28.1	23	12	9	1	0	14	21	3	0	.213
2014	Eugene (A)	0-0	0.00	1	0	0	0	0	2.0	1	0	0	0	0	0	3	0	0	.143
	Fort Wayne (A)	1-1	3.11	25	0	0	0	0	37.2	34	17	13	4	3	14	29	2	0	.241
Minor League Totals		7-6	2.70	71	0	0	0	2	100.0	80	41	30	6	4	35	81	10	0	.216

YR	CLUB	AVG	G	AB	R	H	2B	3B	HR	RBI	SH	SF	HP	BB	SO	SB	CS	OBP	SLG	E
2009	DSL Padres (R)	.183	30	104	12	19	2	1	2	18	1	2	1	22	35	1	3	.326	.279	13
2010	DSL Padres (R)	.191	39	131	19	25	4	0	3	16	0	0	2	24	37	3	1	.325	.290	8
2011	DSL Padres (R)	.137	41	131	15	18	3	0	0	4	2	1	3	23	36	4	2	.278	.160	9
Minor League Totals		.169	110	366	46	62	9	1	5	38	3	3	6	69	108	8	6	.309	.240	30

SCOUTING & PLAYER
DEVELOPMENT



SCOUTING & PLAYER DEVELOPMENT

HAGERTY, JASON TIMOTHY

C

HT: 6-3 WT: 230 B/T: S/R

HOMETOWN: St. Louis, MO

BORN: September 13, 1987 in St. Louis, MO

OPENING DAY AGE: 26

HIGH SCHOOL: St. John Vianney High School (MO)

COLLEGE: Miami (FL)

HOW ACQUIRED: Signed as a fifth-round selection in the 2009 First-Year Player Draft

SIGNED BY: Rob Sidwell (Padres)

CAREER NOTES: 2011: Named an Organization All-Star by MiLB.com... 2010: Named a Midwest League Post-Season All-Star as well as a MiLB Organization All-Star and Topps Class-A All-Star... Misc: Named 2006 Missouri Gatorade Player of the Year...played baseball at the University of Miami where he was teammates with Yonder Alonso on the 2008 Hurricanes club that made it to the College World Series.

YR	CLUB	AVG	G	AB	R	H	2B	3B	HR	RBI	SH	SF	HP	BB	SO	SB	CS	OBP	SLG	E
2009	Eugene (A)	.225	47	173	34	39	12	0	6	26	0	1	3	26	47	0	0	.335	.399	4
	Portland (AAA)	.133	5	15	3	2	1	0	0	1	0	0	0	2	4	0	0	.235	.200	0
2010	Fort Wayne (A)	.302	122	431	74	130	35	3	14	74	0	7	8	88	104	2	1	.423	.494	10
2011	Lake Elsinore (A)	.311	68	257	53	80	25	2	8	47	0	3	7	26	62	3	2	.386	.518	15
	San Antonio (AA)	.231	36	130	15	30	6	1	1	18	2	1	3	14	40	0	1	.318	.315	0
2012	Eugene (A)	.250	5	16	3	4	1	0	1	2	0	0	0	6	7	0	0	.455	.500	0
	San Antonio (AA)	.248	72	246	30	61	12	0	7	30	0	2	3	35	51	0	0	.346	.382	11
2013	Tucson (AAA)	.160	12	25	2	4	0	0	0	3	0	0	1	5	3	0	0	.323	.160	1
2014	San Antonio (AA)	.266	97	350	46	93	21	1	10	46	0	1	6	51	72	4	2	.368	.417	6
Minor League Totals		.270	464	1643	260	443	113	7	47	247	2	15	31	253	390	9	6	.374	.433	47

HEBNER, CODY L.

RHP

HT: 6-0 WT: 175 B/T: R/R

HOMETOWN: Auburn, WA

BORN: November 21, 1990 in Auburn, WA

OPENING DAY AGE: 24

HIGH SCHOOL: Auburn Mountainview High School (WA)

COLLEGE: Green River CC (WA)

HOW ACQUIRED: Signed as a fourth-round selection in the 2011 First-Year Player Draft

SIGNED BY: Justin Baughman (Padres)

CAREER NOTES: 2013: Led California League in games pitched and holds (23).

YR	CLUB	W-L	ERA	G	GS	CG	SHO	SV	IP	H	R	ER	HR	HB	BB	SO	WP	BK	AVG
2011	Eugene (A)	2-2	3.35	11	7	0	0	0	37.2	28	16	14	0	0	15	39	4	0	.207
2012	Fort Wayne (A)	7-7	5.01	25	20	0	0	1	109.2	108	63	61	5	4	50	110	7	1	.258
2013	Lake Elsinore (A)	2-2	3.62	58*	0	0	0	4	74.2	57	31	30	3	4	41	78	5	1	.207
2014	Lake Elsinore (A)	2-3	4.81	31	0	0	0	2	43.0	42	30	23	3	2	24	42	6	0	.263
	Fort Wayne (A)	2-5	4.64	11	11	0	0	0	42.2	50	32	22	3	2	14	46	0	0	.284
Minor League Totals		15-19	4.39	136	38	0	0	7	307.2	285	172	150	14	12	144	315	22	2	.245

HERRERA, RONALD JOSE

RHP

HT: 5-11 WT: 185 B/T: R/R

HOMETOWN: Maracay, Venezuela

BORN: May 3, 1995 in Maracay, Venezuela

OPENING DAY AGE: 19

HOW ACQUIRED: From the Oakland Athletics along with INF/OF Jake Goebbert in exchange for INF/OF Kyle Blanks: May 15, 2014

SIGNED BY: Julio Franco and Juan Carlos Villanueva (Athletics)

CAREER NOTES: 2011: Signed by Oakland as a non-drafted free agent on December 11

YR	CLUB	W-L	ERA	G	GS	CG	SHO	SV	IP	H	R	ER	HR	HB	BB	SO	WP	BK	AVG
2012	DSL Athletics (R)	2-4	2.47	14	14	1	0	0	58.1	66	24	16	1	6	20	44	6	0	.292
2013	AZL Athletics (R)	6-4	3.82	14	9	0	0	0	70.2	76	36	30	3	3	11	58	3	2	.272
	Vermont (A)	1-0	5.87	2	1	0	0	0	7.2	10	6	5	0	2	2	8	0	0	.303
2014	Beloit (A)	3-4	3.38	9	9	0	0	0	50.2	53	26	19	6	5	10	35	1	1	.272
	Fort Wayne (A)	3-5	4.26	17	16	0	0	0	82.1	93	45	39	5	6	15	47	3	1	.282
Minor League Totals		15-17	3.64	56	49	1	0	0	269.2	298	137	109	15	22	58	192	13	4	.282

HOLLAND, SAMUEL JOSEPH

RHP

HT: 6-4 WT: 200 B/T: R/R

HOMETOWN: Morayfield, Australia

BORN: February 20, 1994 in Brisbane, Australia

OPENING DAY AGE: 21

HOW ACQUIRED: Signed as a non-drafted free agent: October 9, 2012

SIGNED BY: Trevor Schumm (Padres)

CAREER NOTES: 2013: Led Arizona League in games finished (23) and ranked second in saves.

YR	CLUB	W-L	ERA	G	GS	CG	SHO	SV	IP	H	R	ER	HR	HB	BB	SO	WP	BK	AVG
2013	AZL Padres (R)	2-2	2.25	27	0	0	0	8	32.0	35	10	8	0	2	6	34	3	0	.287
2014	Eugene (A)	0-1	2.43	27	0	0	0	0	40.2	36	20	11	1	4	8	53	2	0	.222
Minor League Totals		2-3	2.35	54	0	0	0	8	72.2	71	30	19	1	6	14	87	5	0	.242

HUFFMAN, CHRIS ELWOOD

RHP

HT: 6-1 WT: 205 B/T: R/R

HOMETOWN: Fort Defiance, VA

BORN: November 25, 1992 in Fort Defiance, VA

OPENING DAY AGE: 22

HIGH SCHOOL: Fort Defiance High School (VA)

COLLEGE: James Madison University (VA)

HOW ACQUIRED: Signed as a 14th-round selection in the 2014 First-Year Player Draft

SIGNED BY: Tom Burns (Padres)

YR	CLUB	W-L	ERA	G	GS	CG	SHO	SV	IP	H	R	ER	HR	HB	BB	SO	WP	BK	AVG
2014	Eugene (A)	0-1	4.26	15	0	0	0	0	19.0	21	11	9	1	1	6	16	2	0	.292

SCOUTING & PLAYER DEVELOPMENT

HUSSEY, JOHN HENRY

RHP

HT: 6-3 **WT:** 190 **B/T:** R/R **HOMETOWN:** Victoria, Australia
BORN: November 22, 1986 in Victoria, Australia **OPENING DAY AGE:** 28
HOW ACQUIRED: Signed as a non-drafted free agent: November 1, 2004
SIGNED BY: Trevor Schumm (Padres)
CAREER NOTES: 2013: Pitched in 12 games, all starts, in the Australian Baseball League for the Melbourne Aces, going 5-5 with a 3.97 ERA (29 ER, 65.2 IP)... 2012: Played in the Australian Baseball League, going 3-2 with a 2.77 ERA (12 ER, 39.0 IP) in 16 games, four starts, for Melbourne.

YR	CLUB	W-L	ERA	G	GS	CG	SHO	SV	IP	H	R	ER	HR	HB	BB	SO	WP	BK	AVG
2005	AZL Padres (R)	1-3	6.44	9	9	0	0	0	36.1	38	30	26	2	7	13	31	4	0	.275
2006	AZL Padres (R)	3-1	2.44	13	7	0	0	0	44.1	39	16	12	1	7	16	32	2	0	.253
2007	Fort Wayne (A)	0-5	7.50	6	6	0	0	0	24.0	25	20	20	3	2	20	10	3	0	.272
	Eugene (A)	4-5	6.66	22	7	0	0	0	52.2	59	46	39	5	10	44	56	14	0	.294
2008									Missed season due to injury										
2009	AZL Padres (R)	2-2	10.20	12	5	0	0	0	30.0	44	37	34	5	4	28	24	5	0	.355
2010	Fort Wayne (A)	4-3	6.35	12	12	0	0	0	56.2	74	48	40	7	3	16	32	4	0	.311
2011									Did not play in MiLB										
2012									Did not play in MiLB										
2013	Fort Wayne (A)	2-0	1.59	6	0	0	0	0	17.0	12	5	3	0	1	2	9	1	0	.185
	Lake Elsinore (A)	2-3	6.49	35	2	0	0	0	59.2	80	54	43	10	2	24	32	5	0	.325
2014	San Antonio (AA)	5-5	4.23	37	6	0	0	0	89.1	103	51	42	8	2	24	58	5	0	.288
Minor League Totals		23-27	5.69	152	54	0	0	0	410.0	474	307	259	41	38	187	284	43	0	.293

IBARRA, JEFFREY

LHP

HT: 6-6 **WT:** 180 **B/T:** L/L **HOMETOWN:** Menifee, CA
BORN: August 18, 1987 in Escondido, CA **OPENING DAY AGE:** 27
HIGH SCHOOL: Murrieta Valley (CA) **COLLEGE:** Lee University (TN)
HOW ACQUIRED: Signed as a 23rd-round selection in the 2009 First-Year Player Draft
SIGNED BY: Ash Lawson (Padres)

YR	CLUB	W-L	ERA	G	GS	CG	SHO	SV	IP	H	R	ER	HR	HB	BB	SO	WP	BK	AVG
2009	Eugene (A)	1-3	3.80	26	0	0	0	0	42.2	47	24	18	3	10	10	42	1	0	.278
2010	Fort Wayne (A)	1-1	3.96	42	0	0	0	1	50.0	56	28	22	3	2	14	44	2	1	.276
2011	Fort Wayne (A)	3-3	3.23	25	0	0	0	0	30.2	15	11	11	1	2	11	36	0	0	.144
	Lake Elsinore (A)	3-2	3.93	22	0	0	0	0	36.2	31	16	16	1	1	9	29	0	0	.240
2012	San Antonio (AA)	0-0	0.75	20	0	0	0	0	24.0	22	5	2	0	1	5	24	0	0	.227
	AZL Padres (R)	0-0	0.00	2	0	0	0	0	2.0	1	1	0	0	0	0	0	0	0	.143
	Lake Elsinore (A)	0-0	1.74	9	0	0	0	0	10.1	11	3	2	0	0	0	12	0	0	.262
2013	Tucson (AAA)	0-0	30.86	2	0	0	0	0	2.1	8	8	8	1	1	3	2	0	0	.533
	San Antonio (AA)	3-1	5.88	57	0	0	0	0	52.0	59	35	34	5	4	11	52	1	1	.278
2014	San Antonio (AA)	2-1	2.59	38	0	0	0	2	41.2	41	15	12	5	0	15	50	1	0	.258
Minor League Totals		13-11	3.85	243	0	0	0	3	292.1	291	146	125	19	21	78	291	5	2	.256

JANKOWSKI, TRAVIS PAUL

OF

HT: 6-2 **WT:** 190 **B/T:** L/R **HOMETOWN:** Lancaster, PA
BORN: June 15, 1991 in Lancaster, PA **OPENING DAY AGE:** 23
HIGH SCHOOL: Lancaster Catholic High School (PA) **COLLEGE:** Stony Brook (NY)
HOW ACQUIRED: Signed as a supplemental-round (44th overall) selection in the 2012 First-Year Player Draft
SIGNED BY: Jim Bretz (Padres)
CAREER NOTES: 2013: Led the California League and finished with the fourth-most stolen bases in the minors...the 71 are the ninth-most in Padres minor league history...Named a California League Post-Season All-Star...also named a Organization All-Star by MiLB.com

YR	CLUB	AVG	G	AB	R	H	2B	3B	HR	RBI	SH	SF	HP	BB	SO	SB	CS	OBP	SLG	E
2012	AZL Padres (R)	.250	2	8	1	2	0	0	0	4	0	1	0	0	1	0	0	.222	.250	0
	Fort Wayne (A)	.282	59	238	32	67	10	4	1	23	1	3	1	13	44	17	7	.318	.370	2
2013	Lake Elsinore (A)	.286	122	493	89	141	19	6	1	38	3	4	2	54	96	71*	14	.356	.355	2
2014	San Antonio (AA)	.240	29	100	14	24	4	1	0	10	1	2	1	8	14	10	2	.297	.300	2
	AZL Padres (R)	.429	4	14	5	6	1	0	0	3	0	0	1	1	2	1	0	.500	.500	0
	Eugene (A)	.182	8	33	6	6	0	0	0	1	0	0	0	3	5	4	0	.250	.182	0
	Lake Elsinore (A)	.167	5	18	2	3	1	0	0	1	1	0	0	6	3	1	0	.375	.222	0
Minor League Totals		..275	229	904	149	249	35	11	2	80	6	10	5	85	164	105	24	.338	.345	6

JENSEN, PETER CHASE (CHASE)

INF

HT: 6-4 **WT:** 195 **B/T:** R/R **HOMETOWN:** Arlington, TX
BORN: January 29, 1991 in Riverside, CA **OPENING DAY AGE:** 24
HIGH SCHOOL: Arlington Martin High School (TX) **COLLEGE:** Oklahoma City University
HOW ACQUIRED: Signed as a 22nd-round selection in the 2013 First-Year Player Draft
SIGNED BY: Lane Decker (Padres)

YR	CLUB	AVG	G	AB	R	H	2B	3B	HR	RBI	SH	SF	HP	BB	SO	SB	CS	OBP	SLG	E
2013	Eugene (A)	.162	38	117	8	19	2	0	1	6	1	0	4	10	36	0	0	.252	.205	5
2014	Lake Elsinore (A)	.455	3	11	4	5	2	0	0	1	0	0	0	1	3	0	0	.500	.636	1
	Fort Wayne (A)	.161	16	56	4	9	2	1	0	5	0	1	2	1	12	0	0	.200	.232	2
	Eugene (A)	.278	23	79	5	22	5	0	2	11	0	1	1	1	27	0	0	.293	.418	5
Minor League Totals		.209	80	263	21	55	11	1	3	23	1	2	7	13	78	0	0	.263	.293	8



SCOUTING & PLAYER DEVELOPMENT

JERNIGAN, LOGAN SCOTT

RHP

HT: 6-3 WT: 185 B/T: R/R HOMETOWN: Four Oaks, NC
 BORN: September 21, 1992 in Four Oaks, NC OPENING DAY AGE: 22
 HIGH SCHOOL: South Johnston High School (NC) COLLEGE: North Carolina State
 HOW ACQUIRED: Signed as a 15th-round selection in the 2014 First-Year Player Draft
 SIGNED BY: Tyler Stubblefield (Padres)

YR	CLUB	W-L	ERA	G	GS	CG	SHO	SV	IP	H	R	ER	HR	HB	BB	SO	WP	BK	AVG
2014	Eugene (A)	0-4	5.59	11	10	0	0	0	37.0	36	28	23	5	2	20	39	7	0	.257

JESTER, JASON GENE

RHP

HT: 5-10 WT: 185 B/T: R/R HOMETOWN: Hallsville, TX
 BORN: May 4, 1991 in Hallsville, TX OPENING DAY AGE: 23
 HIGH SCHOOL: Hallsville High School (TX) COLLEGE: Texas A&M
 HOW ACQUIRED: Signed as a 23rd-round selection in the 2014 First-Year Player Draft
 SIGNED BY: Jeff Curtis (Padres)

YR	CLUB	W-L	ERA	G	GS	CG	SHO	SV	IP	H	R	ER	HR	HB	BB	SO	WP	BK	AVG
2014	AZL Padres (R)	0-0	0.00	2	0	0	0	0	2.2	2	0	0	0	0	0	7	0	0	.200
	Fort Wayne (A)	3-1	1.71	19	0	0	0	0	26.1	21	9	5	0	1	8	27	2	0	.208
	Minor League Totals	3-1	1.55	21	0	0	0	0	29.0	23	9	5	0	1	8	34	2	0	.207

JONES, DEVIN BLAKE

RHP

HT: 6-2 WT: 170 B/T: R/R HOMETOWN: Nashville, TN
 BORN: July 4, 1990 in Starkville, MS OPENING DAY AGE: 24
 HIGH SCHOOL: Eupora (MS) COLLEGE: Mississippi State
 HOW ACQUIRED: From the Baltimore Orioles in exchange for RHP Brad Brach, November 25, 2013
 SIGNED BY: Dave Jennings (Orioles)
 CAREER NOTES: 2011: Selected by the Baltimore Orioles in the ninth round of the First-Year Draft.

YR	CLUB	W-L	ERA	G	GS	CG	SHO	SV	IP	H	R	ER	HR	HB	BB	SO	WP	BK	AVG
2011	Aberdeen (A)	2-4	6.08	14	0	0	0	2	23.2	29	22	16	2	1	13	21	2	0	.290
2012	Delmarva (A)	1-6	2.65	19	0	0	0	3	54.1	49	20	16	1	6	11	51	9	0	.241
	Frederick (A)	7-1	2.80	9	9	2	0	0	54.2	53	18	17	5	3	12	29	3	0	.255
2013	Frederick (A)	1-0	1.50	1	1	0	0	0	6.0	3	1	1	0	0	1	3	0	0	.150
	Bowie (AA)	4-7	5.84	24	24	1	0	0	123.1	146	95	80	17	5	48	108	9	0	.299
2014	San Antonio (AA)	4-3	7.23	9	7	0	0	0	37.1	51	34	30	5	2	12	20	5	0	.329
	Minor League Totals	19-21	4.81	76	41	3	0	5	299.1	331	190	160	30	17	97	232	28	0	.282

JONES, DUANEL FRANCISCO

INF

HT: 6-3 WT: 220 B/T: R/R HOMETOWN: Samana, DR
 BORN: May 11, 1993 in Samana, DR OPENING DAY AGE: 21
 HOW ACQUIRED: Signed as a non-drafted free agent: April 13, 2010
 SIGNED BY: Randy Smith, Felix Feliz and Jose Salado (Padres)
 CAREER NOTES: 2011: Ranked second in the Arizona Summer League in home runs (8) and tied for ninth in runs scored (38).

YR	CLUB	AVG	G	AB	R	H	2B	3B	HR	RBI	SH	SF	HP	BB	SO	SB	CS	OBP	SLG	E
2010	DSL Padres (R)	.211	20	57	6	12	2	0	0	3	0	0	1	15	16	1	1	.384	.246	8
2011	AZL Padres (R)	.267	37	150	38	40	7	2	8	23	0	0	3	16	43	1	1	.349	.500	17
	Eugene (A)	.206	18	68	7	14	5	0	0	5	0	0	5	25	3	0	0	.260	.279	6
2012	Fort Wayne (A)	.226	113	394	51	89	26	0	5	41	2	8	2	37	99	4	4	.290	.330	33
2013	Lake Elsinore (A)	.225	123	449	49	101	21	2	7	54	0	2	5	31	124	1	3	.281	.327	30
2014	Lake Elsinore (A)	.234	108	389	34	91	20	1	10	56	2	5	5	27	112	4	5	.289	.368	8
	Minor League Totals	.230	419	1507	185	347	81	5	10	182	4	15	16	131	419	14	14	.296	.350	102

JONES, KENNARD DE'AIRIS

OF

HT: 5-11 WT: 185 B/T: L/L HOMETOWN: Beltsville, MD
 BORN: September 8, 1981 in Cleveland, OH OPENING DAY AGE: 33
 HOW ACQUIRED: Signed as a free agent: February 6, 2015
 HIGH SCHOOL: High Point High School (MD) COLLEGE: University of Indiana
 SIGNED BY: Billy Merkel (Padres)

YR	CLUB	AVG	G	AB	R	H	2B	3B	HR	RBI	SH	SF	HP	BB	SO	SB	CS	OBP	SLG	E
2002	Eugene (A)	.295	16	61	15	18	2	0	0	3	0	0	2	10	12	12	1	.411	.328	3
	Fort Wayne (A)	.286	20	77	15	22	4	0	0	5	0	0	1	11	21	3	4	.382	.338	0
2003	Fort Wayne (A)	.307	81	306	61	94	13	4	1	30	3	2	3	50	52	20	19	.407	.386	8
	Lake Elsinore (A)	.250	17	76	16	19	3	2	0	5	1	0	0	4	11	3	2	.288	.342	2
2004	Lake Elsinore (A)	.291	50	206	23	60	8	5	0	18	0	1	1	25	40	13	11	.369	.379	6
	Mobile (AA)	.234	82	304	35	71	14	2	0	9	3	0	5	25	76	6	4	.302	.293	4
2005	Mobile (AA)	.281	124	487	62	137	23	4	1	60	5	1	3	71	112	23	14	.375	.351	8
	Portland (AAA)	.212	8	33	3	7	1	0	0	3	0	0	1	1	11	0	1	.257	.242	0
2006	Mobile (AA)	.263	49	171	27	45	6	1	0	13	1	2	1	35	42	2	4	.388	.310	4
	Portland (AAA)	.186	68	161	14	30	2	1	0	10	0	2	0	20	41	6	2	.273	.211	2
2007	Frederick (A)	.252	134	457	59	115	21	5	4	48	5	0	1	60	95	26	15	.340	.346	6
2008	Bowie (A)	.257	40	140	19	36	6	2	1	16	2	3	0	15	21	6	2	.323	.350	1
	York (IND)	.333	88	360	77	120	18	5	8	49	6	6	3	49	82	17	7	.411	.478	3
2009	York (IND)	.271	89	314	46	85	16	4	2	21	3	1	2	36	63	9	11	.348	.366	4
	Newark (IND)	.277	15	47	5	13	2	0	0	8	1	1	0	7	7	0	3	.364	.319	1
2010	Newark (IND)	.296	135	517	80	153	28	12	5	51	14	7	2	70	113	40	13	.378	.426	7
2011	Long Island (IND)	.292	109	438	82	123	25	11	8	54	6	2	1	70	116	28	15	.389	.454	2
2012	Bridgeport (IND)	.263	119	467	60	123	18	4	0	47	4	6	2	43	80	28	11	.324	.319	4
2013	Kansas City (IND)	.292	100	415	65	121	24	4	3	34	5	2	4	37	65	28	12	.354	.390	3
	Minor League Totals	.277	1344	5037	764	1397	234	66	33	484	59	36	32	639	1060	270	151	.360	.370	68

SCOUTING & PLAYER DEVELOPMENT

KELICH, PETER THOMAS

RHP

HT: 6-2 WT: 195 B/T: R/R

HOMETOWN: Jackson, NJ

BORN: February 16, 1991 in Freehold, NJ

OPENING DAY AGE: 24

HIGH SCHOOL: Jackson Memorial High School (NJ)

COLLEGE: Bryant (RI)

HOW ACQUIRED: Signed as a 38th-round selection in the 2013 First-Year Player Draft

SIGNED BY: Jim Bretz (Padres)

CAREER NOTES: 2013: Led the AZL in wins and tossed league's only CG...also led in WHIP (0.76) and opponents avg...second in ERA and strikeouts and third in IP...AZL All-Star...2012: Named Northeast Conference Pitcher of the Year and First-Team All-NEC going 8-3 with a 1.81 ERA.

YR	CLUB	W-L	ERA	G	GS	CG	SHO	SV	IP	H	R	ER	HR	HB	BB	SO	WP	BK	AVG
2013	AZL Padres (R)	7-1	1.40	13	10	1	0	1	58.0	43	14	9	1	1	1	69	5	1	.200*
2014	Fort Wayne (A)	0-3	4.88	5	5	0	0	0	24.0	33	21	13	1	0	3	26	0	1	.303
Minor League Totals		7-4	2.41	18	15	1	0	1	82.0	76	35	22	2	1	4	95	5	2	.235

KELLY, MICHAEL JOSEPH

RHP

HT: 6-4 WT: 185 B/T: R/R

HOMETOWN: Delray Beach, FL

BORN: September 6, 1992 in Boynton Beach, FL

OPENING DAY AGE: 22

HIGH SCHOOL: West Boca Raton Community High School (FL)

HOW ACQUIRED: Signed as a supplemental-round (48th overall) selection in the 2011 First-Year Player Draft

SIGNED BY: Willie Bosque (Padres)

CAREER NOTES: 2010: Played in the All-American Baseball Classic at Petco Park

YR	CLUB	W-L	ERA	G	GS	CG	SHO	SV	IP	H	R	ER	HR	HB	BB	SO	WP	BK	AVG
2012	Fort Wayne (A)	0-2	7.53	7	0	0	0	0	14.1	18	14	12	0	1	18	14	5	0	.316
	AZL Padres (R)	0-5	7.11	13	6	0	0	0	44.1	54	48	35	2	7	25	37	12	1	.302
2013	Fort Wayne (A)	2-1	5.00	15	0	0	0	0	18.0	17	10	10	1	2	12	16	4	0	.262
	Eugene (A)	1-1	6.10	18	0	0	0	0	38.1	36	37	26	2	6	35	33	13	0	.257
2014	Eugene (A)	7-5	4.05	15	14	0	0	0	73.1	59	36	33	5	4	25	71	6	1	.224
Minor League Totals		10-14	5.54	68	20	0	0	0	188.1	184	145	116	10	20	115	171	40	2	.261

KIMBER, COREY ALEXANDER

RHP

HT: 6-1 WT: 175 B/T: R/R

HOMETOWN: Greensboro, NC

BORN: June 28, 1994 in Greensboro, NC

OPENING DAY AGE: 20

HIGH SCHOOL: Dudley High School (NC)

HOW ACQUIRED: Signed as a 25th-round selection in the 2012 First-Year Player Draft

SIGNED BY: Adam Bourassa (Padres)

YR	CLUB	W-L	ERA	G	GS	CG	SHO	SV	IP	H	R	ER	HR	HB	BB	SO	WP	BK	AVG
2012	AZL Padres (R)	2-1	3.38	8	0	0	0	0	5.1	6	5	2	0	0	7	3	2	0	.273
2013																			
2014	AZL Padres (R)	2-2	5.24	21	0	0	0	1	34.1	36	26	20	1	1	23	37	2	0	.288
Minor League Totals		4-3	4.99	29	0	0	0	1	39.2	42	31	22	1	1	30	40	4	0	.286

KOHLSCHEEN, STEPHEN K.

RHP

HT: 6-6 WT: 235 B/T: R/R

HOMETOWN: Norman, OK

BORN: September 20, 1988 in York, NE

OPENING DAY AGE: 26

HIGH SCHOOL: Norman North High School (OK)

COLLEGE: Auburn (AL)

HOW ACQUIRED: From the Seattle Mariners with OF Abraham Almonte in exchange for OF Chris Denorfia: July 31, 2014

SIGNED BY: Devitt Moore (Mariners)

CAREER NOTES: 2014: Named a Southern League Mid-Season All-Star...2013: Led the Southern League in SO/9.0 innings (11.48), while ranking fourth in opponent average (.203)...2010: Signed by the Mariners as a 45th-round selection in the First-Year Player Draft.

YR	CLUB	W-L	ERA	G	GS	CG	SHO	SV	IP	H	R	ER	HR	HB	BB	SO	WP	BK	AVG
2010	Pulaski (R)	3-0	2.51	7	5	0	0	0	28.2	30	8	8	1	1	5	28	0	0	.268
2011	Clinton (A)	5-3	4.44	22	7	0	0	0	73	77	39	36	9	2	33	71	6	1	.267
	Everett (A)	2-0	3.03	9	7	0	0	0	35.2	29	12	12	1	0	11	31	2	0	.220
2012	Clinton (A)	1-1	3.96	12	0	0	0	0	25	29	13	11	2	1	12	30	1	0	.296
	High Desert (A)	3-2	3.27	29	0	0	0	3	44	46	20	16	6	1	23	60	8	0	.266
	Jackson (AA)	0-0	0	1	0	0	0	0	1	2	1	0	0	0	1	1	0	0	.333
2013	Jackson (AA)	7-3	2.3	41	0	0	0	2	66.2	47	18	17	6	1	25	85	1	0	.203
2014	Jackson (AA)	1-1	2.25	23	0	0	0	6	32	31	10	8	4	2	4	33	0	0	.250
	Tacoma (AAA)	2-0	3.28	15	0	0	0	0	24.2	22	9	9	2	1	6	22	0	0	.237
	El Paso (AAA)	1-0	1.32	13	0	0	0	1	13.2	13	5	2	0	0	2	13	1	0	.250
Minor League Totals		25-10	3.11	172	19	0	0	12	344.1	326	135	119	31	9	122	374	19	1	.249

KRAL, ROBERT PATRICK

C

HT: 5-10 WT: 195 B/T: L/R

HOMETOWN: Randolph, NJ

BORN: March 28, 1989 in Randolph, NJ

OPENING DAY AGE: 26

HIGH SCHOOL: Randolph High School (NJ)

COLLEGE: College of Charleston (SC)

HOW ACQUIRED: Signed as a 10th-round selection in the 2011 First-Year Player Draft

SIGNED BY: Adam Bourassa (Padres)

CAREER NOTES: 2013: California League mid-season All-Star.

YR	CLUB	AVG	G	AB	R	H	2B	3B	HR	RBI	SH	SF	HP	BB	SO	SB	CS	OBP	SLG	E
2011	AZL Padres (R)	.275	14	40	9	11	1	1	1	7	0	0	1	13	10	0	1	.463	.425	6
2012	Lake Elsinore (A)	.315	22	54	6	17	5	0	3	9	0	2	1	11	13	0	1	.426	.574	3
	San Antonio (AA)	.160	14	25	6	4	1	0	0	1	1	1	0	9	8	0	0	.371	.200	2
	Tucson (AAA)	.385	6	13	3	5	1	0	0	1	0	0	0	5	1	0	0	.556	.462	0
2013	Lake Elsinore (A)	.286	80	269	57	77	16	5	13	45	0	3	5	63	51	2	0	.426	.528	3
	San Antonio (AA)	.154	21	65	6	10	1	0	3	8	1	0	0	15	14	0	0	.313	.308	1
2014	San Antonio (AA)	.181	60	193	20	35	8	0	5	23	0	2	0	35	54	1	1	.304	.301	6
Minor League Totals		.241	217	659	107	159	33	6	25	94	2	8	7	151	151	3	3	.384	.423	21



SCOUTING & PLAYER DEVELOPMENT

LAMET, DINELSON

RHP

HT: 6-4 **WT:** 185 **B/T:** R/R **HOMETOWN:** Santiago, DR
BORN: July 18, 1992 in Santiago, DR **OPENING DAY AGE:** 22
HOW ACQUIRED: Signed as a non-drafted free agent: July 18, 2014
SIGNED BY: Randy Smith, Felix Feliz, Emenegildo Diaz and Jose Salado (Padres)

YR	CLUB	W-L	ERA	G	GS	CG	SHO	SV	IP	H	R	ER	HR	HB	BB	SO	WP	BK	AVG
2014	DSL Padres (R)	0-0	0.00	2	0	0	0	0	4.0	2	1	0	0	0	0	8	0	0	.143

LANTIGUA, JONAS

INF

HT: 6-5 **WT:** 205 **B/T:** L/R **HOMETOWN:** Santo Domingo, DR
BORN: December 15, 1994 in Bonao, DR **OPENING DAY AGE:** 20
HOW ACQUIRED: Signed as a non-drafted free agent: February 17, 2012
SIGNED BY: Randy Smith and Felix Feliz (Padres)

YR	CLUB	AVG	G	AB	R	H	2B	3B	HR	RBI	SH	SF	HP	BB	SO	SB	CS	OBP	SLG	E
2012	DSL Padres (R)	.198	46	167	8	33	10	1	0	14	0	2	3	1	45	1	0	.214	.269	17
2013	DSL Padres (R)	.273	64	238	22	65	15	2	1	38	0	1	4	24	55	0	2	.348	.366	10
2014	AZL Padres (R)	.238	43	160	18	38	14+	0	4	24	0	3	1	14	48	0	1	.298	.400	7
Minor League Totals		.241	153	565	48	136	39	3	5	76	0	6	8	39	148	1	3	.296	.347	34

LEBRON, JAIMITO

RHP

HT: 6-2 **WT:** 175 **B/T:** R/R **HOMETOWN:** Santo Domingo, DR
BORN: October 20, 1996 in Banica, DR **OPENING DAY AGE:** 18
HOW ACQUIRED: Signed as a non-drafted free agent: July 2, 2013
SIGNED BY: Randy Smith, Felix Feliz and Martin Jose (Padres)

YR	CLUB	W-L	ERA	G	GS	CG	SHO	SV	IP	H	R	ER	HR	HB	BB	SO	WP	BK	AVG
2014	DSL Padres (R)	0-0	1.50	2	2	0	0	0	6.0	4	3	1	0	0	2	7	1	0	.190
	AZL Padres (R)	1-3	7.58	12	8	0	0	0	38.0	57	38	32	4	6	17	26	8	2	.337
Minor League Totals		1-3	6.75	14	10	0	0	0	44.0	61	41	33	4	6	19	33	9	2	.321

LEMMERMAN, JACOB SAMUEL (JAKE)

INF

HT: 6-1 **WT:** 195 **B/T:** R/R **HOMETOWN:** Corona Del Mar, CA
BORN: May 4, 1989 at Newport Beach, CA **OPENING DAY AGE:** 25
HIGH SCHOOL: Corona Del Mar (CA) **COLLEGE:** Duke (NC)
HOW ACQUIRED: Selected in the minor league phase of the Rule 5 Draft: December 12, 2013
SIGNED BY: Lon Joyce (Dodgers)
CAREER NOTES: 2012: Acquired by St. Louis Cardinals in exchange for Skip Schumaker on December 11...2011: Named a California League Mid-Season All-Star...2010: Pioneer League MVP and All-Star after leading league in doubles and tying for league-lead in runs...also named Topps/Minor League Player of the Year in Pioneer League...Misc: Three-time Academic All-ACC while at Duke.

YR	CLUB	AVG	G	AB	R	H	2B	3B	HR	RBI	SH	SF	HP	BB	SO	SB	CS	OBP	SLG	E
2010	Ogden (R)	.363	66	259	69+	94	24*	2	12	47	1	6	6	31	56	5	4	.434	.610	16
2011	R. Cucamonga (A)	.293	103	400	71	117	23	2	8	54	5	5	12	47	90	9	3	.379	.420	20
	Chattanooga (AA)	.234	21	77	11	18	6	0	2	11	5	1	2	8	22	1	0	.318	.390	7
2012	Chattanooga (AA)	.233	116	373	52	87	29	2	7	46	8	2	13	53	94	8	0	.347	.378	15
2013	Springfield (AA)	.231	98	308	46	71	16	1	8	36	3	1	4	55	89	11	1	.353	.367	25
2014	San Antonio (AA)	.181	33	116	13	21	4	0	4	14	0	0	1	14	33	2	1	.275	.319	6
	El Paso (AAA)	.176	41	102	15	18	7	1	1	10	1	1	1	15	29	0	0	.286	.294	4
Minor League Totals		.261	478	1635	277	426	109	8	42	218	23	16	39	223	413	36	9	.360	.414	93

LEMOND, ZECHARIAH DAVID

RHP

HT: 6-1 **WT:** 170 **B/T:** R/R **HOMETOWN:** Houston, TX
BORN: October 9, 1992 in Houston, TX **OPENING DAY AGE:** 22
HOW ACQUIRED: Signed as a third-round selection in the 2014 First-Year Player Draft
SIGNED BY: Kevin Ellis (Padres)

YR	CLUB	W-L	ERA	G	GS	CG	SHO	SV	IP	H	R	ER	HR	HB	BB	SO	WP	BK	AVG
2014	Eugene (A)	2-3	3.79	11	8	0	0	0	38.0	39	17	16	1	4	5	34	1	0	.262
	San Antonio (AA)	0-0	0.00	1	0	0	0	0	4.0	1	0	0	0	0	0	2	0	0	.071
Minor League Totals		2-3	3.43	12	8	0	0	0	42.0	40	17	16	1	4	5	36	1	0	.245

LINARES, JOEL ALFREDO

RHP

HT: 6-1 **WT:** 175 **B/T:** R/R **HOMETOWN:** Calabozo, Venezuela
BORN: December 8, 1994 in Calabozo, Venezuela **OPENING DAY AGE:** 20
HOW ACQUIRED: Signed as a non-drafted free agent: September 11, 2012
SIGNED BY: Felix Feliz and Yfrain Linares (Padres)

YR	CLUB	W-L	ERA	G	GS	CG	SHO	SV	IP	H	R	ER	HR	HB	BB	SO	WP	BK	AVG
2013	DSL Padres (R)	0-2	4.22	13	13	0	0	0	49.0	31	27	23	3	2	40	36	11	1	.178
2014	DSL Padres (R)	2-7	3.64	15	14	0	0	0	64.1	58	37	26	3	4	15	55	16	0	.240
Minor League Totals		2-9	3.89	28	27	0	0	0	113.1	89	64	49	6	6	55	91	27	1	.214

SCOUTING & PLAYER DEVELOPMENT

LIRIANO, ELVIN

LHP

HT: 6-3 WT: 190 B/T: L/L HOMETOWN: San Cristobal, DR
 BORN: October 17, 1992 in San Cristobal, DR OPENING DAY AGE: 22
 HOW ACQUIRED: Signed as a non-drafted free agent: December 9, 2010
 SIGNED BY: Felix Feliz and Martin Jose (Padres)

YR	CLUB	W-L	ERA	G	GS	CG	SHO	SV	IP	H	R	ER	HR	HB	BB	SO	WP	BK	AVG
2011	DSL Padres (R)	3-3	3.58	13	8	0	0	0	50.1	36	29	20	1	3	31	35	12	0	.196
2012	DSL Padres (R)	0-7	5.27	14	14	0	0	0	54.2	49	43	32	2	2	31	47	11	0	.236
2013	DSL Padres (R)	0-4	4.35	13	8	0	0	0	39.1	34	24	19	2	2	26	33	9	0	.236
2014	AZL Padres (R)	0-0	17.18	3	0	0	0	0	3.2	5	9	7	0	1	5	3	2	0	.312
	AZL Padres (R)	1-1	1.34	17	0	0	0	0	33.2	16	11	5	0	1	17	34	4	2	.139
	Eugene (A)	0-0	3.86	2	0	0	0	0	2.1	1	1	1	0	0	3	4	0	0	.111
Minor League Totals		4-15	4.11	62	30	0	0	0	184.0	141	117	84	5	9	113	156	38	2	.209

LIVENGOOD, JUSTIN SCOTT

RHP

HT: 6-3 WT: 210 B/T: R/R HOMETOWN: Winston-Salem, NC
 BORN: March 2, 1990 in Wallburg, NC OPENING DAY AGE: 25
 HIGH SCHOOL: Ledford (NC) COLLEGE: University of North Carolina-Wilmington
 HOW ACQUIRED: Signed as a 10th-round selection in the 2013 First-Year Player Draft
 SIGNED BY: Adam Bourassa (Padres)
 CAREER NOTES: Misc.: Did not play baseball his freshman or sophomore years at UNC-Wilmington...walked on to team for junior campaign.

YR	CLUB	W-L	ERA	G	GS	CG	SHO	SV	IP	H	R	ER	HR	HB	BB	SO	WP	BK	AVG
2013	Eugene (A)	0-1	5.87	5	0	0	0	0	7.2	8	5	5	0	2	5	13	3	0	.250
2014	Fort Wayne (A)	7-1	3.46	35	1	0	0	1	83.1	78	35	32	5	2	30	84	7	0	.244
Minor League Totals		7-2	3.66	40	1	0	0	1	91.0	86	40	37	5	4	35	97	10	0	.244

LLOYD, KYLE CHRISTOPHER

RHP

HT: 6-4 WT: 210 B/T: R/R HOMETOWN: Auburn, CA
 BORN: October 16, 1990 in Sacramento, CA OPENING DAY AGE: 24
 HIGH SCHOOL: Carmel (CA) COLLEGE: Evansville (IN)
 HOW ACQUIRED: Signed as a 29th-round selection in the 2013 First-Year Player Draft
 SIGNED BY: Jeff Stewart (Padres)
 CAREER NOTES: 2014: Led all Padres minor leaguers and all Midwest League pitchers in strikeouts (155)... Misc.: Father, Craig, played minor league baseball in the Kansas City Royals organization.

YR	CLUB	W-L	ERA	G	GS	CG	SHO	SV	IP	H	R	ER	HR	HB	BB	SO	WP	BK	AVG
2013	Eugene (A)	4-1	2.30	19	0	0	0	0	47.0	42	18	12	5	0	15	51	2	0	.237
	Lake Elsinore (A)	0-0	6.00	2	0	0	0	0	3.0	2	2	2	0	0	2	4	0	0	.182
2014	Fort Wayne (A)	6-5	3.61	27	21	0	0	0	119.2	114	60	48	8	2	34	155*	9	1	.247
Minor League Totals		10-6	3.29	48	21	0	0	0	169.2	158	80	62	13	2	51	210	11	1	.243

LOCKETT, ANDREW WALKER (WALKER)

RHP

HT: 6-5 WT: 225 B/T: R/R HOMETOWN: Jacksonville, FL
 BORN: May 3, 1994 in Jacksonville, FL OPENING DAY AGE: 20
 HIGH SCHOOL: Providence (FL)
 HOW ACQUIRED: Selected in the 4th round of the 2012 First-Year Player Draft
 SIGNED BY: Chris Kelly (Padres)

YR	CLUB	W-L	ERA	G	GS	CG	SHO	SV	IP	H	R	ER	HR	HB	BB	SO	WP	BK	AVG
2012	AZL Padres (R)	0-1	4.34	10	3	0	0	0	18.2	25	11	9	2	0	4	13	5	0	.329
2013	AZL Padres (R)	0-0	11.57	3	0	0	0	0	2.1	5	3	3	0	0	2	2	1	0	.455
2014	Fort Wayne (A)	0-0	0.00	1	1	0	0	0	5.0	3	3	0	0	0	1	1	0	0	.150
	Eugene (A)	0-2	21.94	4	2	0	0	0	5.1	13	15	13	0	2	12	1	1	0	.481
Minor League Totals		0-3	7.18	18	6	0	0	0	31.1	46	32	25	2	2	19	17	7	0	.343

LONG, CHRISTOPHER ALLEN

RHP

HT: 6-2 WT: 190 B/T: R/R HOMETOWN: Zebulon, GA
 BORN: March 24, 1993 in East Point, GA OPENING DAY AGE: 22
 HIGH SCHOOL: Pike County (GA) COLLEGE: Darton CC (GA)
 HOW ACQUIRED: Signed as a 23rd-round selection in the 2013 First-Year Player Draft
 SIGNED BY: Russ McNickle (Padres)

YR	CLUB	W-L	ERA	G	GS	CG	SHO	SV	IP	H	R	ER	HR	HB	BB	SO	WP	BK	AVG
2013	AZL Padres (R)	0-0	0.00	1	0	0	0	0	1.0	0	0	0	0	1	1	1	0	0	.000
2014	Injured - Did not pitch																		

LOPEZ, DIOMAR SAMUEL

RHP

HT: 6-0 WT: 165 B/T: R/R HOMETOWN: Leon, Nicaragua
 BORN: December 15, 1996 in Larreynaga, Nicaragua OPENING DAY AGE: 18
 HOW ACQUIRED: Signed as non-drafted free agent: November 1, 2013
 SIGNED BY: Felix Feliz, Robert Rowley and Elvin Jarquin (Padres)

YR	CLUB	W-L	ERA	G	GS	CG	SHO	SV	IP	H	R	ER	HR	HB	BB	SO	WP	BK	AVG
2014	DSL Padres (R)	0-1	2.30	12	0	0	0	1	15.2	15	6	4	1	1	3	8	1	0	.246



SCOUTING & PLAYER DEVELOPMENT

LUCIO, SETH ABEL

RHP

HT: 5-10 **WT:** 180 **B/T:** R/R **HOMETOWN:** Locust Grove, GA
BORN: April 30, 1993 in Locust Grove, GA **OPENING DAY AGE:** 21
HOW ACQUIRED: Signed as a 12th-round selection in the 2014 First-Year Player Draft
HIGH SCHOOL: Locust Grove High School (GA) **COLLEGE:** Tennessee Tech University
SIGNED BY: Matt Thomas (Padres)
CAREER NOTES: Misc.: All-time saves leader at Tennessee Tech University (22)

YR	CLUB	W-L	ERA	G	GS	CG	SHO	SV	IP	H	R	ER	HR	HB	BB	SO	WP	BK	AVG
2014	Eugene (A)	3-2	2.96	24	0	0	0	1	27.1	16	11	9	1	2	20	46	1	1	.165

MACNABB, MAXWELL ROEN (MAX)

LHP

HT: 6-0 **WT:** 195 **B/T:** L/L **HOMETOWN:** Carlsbad, CA
BORN: August 28, 1992 in Carlsbad, CA **OPENING DAY AGE:** 22
HOW ACQUIRED: Signed as a 18th-round selection in the 2014 First-Year Player Draft
HIGH SCHOOL: La Costa Canyon High School (CA) **COLLEGE:** University of San Diego
SIGNED BY: Josh Emmerick (Padres)

YR	CLUB	W-L	ERA	G	GS	CG	SHO	SV	IP	H	R	ER	HR	HB	BB	SO	WP	BK	AVG
2014	AZL Padres (R)	0-4	5.93	19	0	0	0	0	27.1	40	24	18	2	0	19	21	4	0	.351

MADRID, ROMAN (JOSE)

RHP

HT: 6-0 **WT:** 185 **B/T:** R/R **HOMETOWN:** Victoria, TX
BORN: February 26, 1991 in Hobbs, NM **OPENING DAY AGE:** 24
HIGH SCHOOL: Victoria Memorial High School (TX) **COLLEGE:** University of Central Florida (FL)
HOW ACQUIRED: Signed as a seventh-round selection in the 2012 First-Year Player Draft
SIGNED BY: Willie Bosque (Padres)
CAREER NOTES: 2013: Led the Midwest League in saves...named a Midwest League Mid-Season All-Star...2012: Named a Northwest League Post-Season All-Star

YR	CLUB	W-L	ERA	G	GS	CG	SHO	SV	IP	H	R	ER	HR	HB	BB	SO	WP	BK	AVG
2012	Eugene (A)	7-0	2.89	31	0	0	0	13	37.1	26	12	12	0	5	11	44	4	0	.193
2013	Fort Wayne (A)	6-4	2.72	51	0	0	0	22*	56.1	45	24	17	0	2	29	56	5	0	.216
2014	Lake Elsinore (A)	2-1	2.14	12	0	0	0	0	21.0	14	6	5	0	1	8	22	1	0	.192
Minor League Totals		15-5	2.67	94	0	0	0	35	114.2	85	42	34	0	8	48	122	10	0	.204

MAGDALENO, WESTHERS ELIGIO

INF

HT: 6-1 **WT:** 190 **B/T:** R/R **HOMETOWN:** Santo Domingo, DR
BORN: October 30, 1996 in Santo Domingo, DR **OPENING DAY AGE:** 18
HOW ACQUIRED: Signed as non-drafted free agent: November 1, 2013
SIGNED BY: Randy Smith, Felix Feliz and Ysrael Rojas (Padres)

YR	CLUB	AVG	G	AB	R	H	2B	3B	HR	RBI	SH	SF	HP	BB	SO	SB	CS	OBP	SLG	E
2014	DSL Padres (R)	.182	62	231	28	42	5	2	0	17	1	1	11	32	85	6	4	.309	.221	26

MARTINEZ, ALBERTH ALEXANDER

OF

HT: 6-1 **WT:** 170 **B/T:** R/R **HOMETOWN:** San Felix, Venezuela
BORN: January 23, 1991 in San Felix, Venezuela **OPENING DAY AGE:** 24
HOW ACQUIRED: Signed as a non-drafted free agent: November 26, 2009
SIGNED BY: Yfrain Linares, Felix Feliz and Antonio Alejos (Padres)
CAREER NOTES: 2011: Named the No. 11 prospect in the Arizona Summer League by *Baseball America* after the season.

YR	CLUB	AVG	G	AB	R	H	2B	3B	HR	RBI	SH	SF	HP	BB	SO	SB	CS	OBP	SLG	E
2010	DSL Padres (R)	.272	50	180	27	49	9	2	1	10	0	1	0	18	22	9	4	.337	.361	3
2011	AZL Padres (R)	.354	44	189	31	67	12	6	7	24	2	1	3	10	27	14	3	.394	.593	2
	Eugene (A)	.182	12	44	3	8	2	1	0	3	2	0	1	2	8	4	0	.234	.273	0
	Fort Wayne (A)	.000	4	13	0	0	0	0	0	0	0	0	1	1	6	0	0	.133	.000	0
	Tucson (AAA)	.118	4	17	0	2	0	0	0	0	0	0	0	0	7	0	0	.118	.118	0
2012	Eugene (A)	.254	66	232	37	59	11	1	0	20	3	0	1	23	38	9	4	.324	.310	1
	Fort Wayne (A)	.129	20	62	8	8	4	0	0	3	1	0	2	4	14	3	0	.206	.194	0
2013	Fort Wayne (A)	.277	97	358	63	99	24	9	10	58	9	1	8	39	68	10	4	.360	.478	6
2014	Lake Elsinore (A)	.268	132	526	76	141	28	2	12	68	2	11*	6	41	97	7	6	.322	.397	5
Minor League Totals		.267	429	1621	245	433	90	21	30	186	19	14	22	138	287	56	22	.330	.404	17



SCOUTING & PLAYER DEVELOPMENT

MOLINA, LEUDY

C

HT: 6-0 WT: 160 B/T: L/R HOMETOWN: Montecristi, DR
 BORN: November 20, 1994 in Montecristi, DR
 HOW ACQUIRED: Signed as a minor league free agent: June 7, 2014
 SIGNED BY: Albert Gonzalez and Sandy Nin (Marlins)

YR	CLUB	AVG	G	AB	R	H	2B	3B	HR	RBI	SH	SF	HP	BB	SO	SB	CS	OBP	SLG	E
2012	DSL Marlins (R)	.219	33	114	11	25	6	3	0	13	0	0	1	16	40	3	2	.321	.325	16
2013	DSL Marlins (R)	.199	45	151	11	30	7	1	0	8	0	0	3	22	48	1	0	.313	.258	6
2014	DSL Padres (R)	.301	28	103	17	31	2	3	1	9	0	0	0	10	24	1	0	.363	.408	8
Minor League Totals		.234	106	368	39	86	15	7	1	30	0	0	4	48	112	5	2	.329	.321	30

MONTAS, ERNESTO

RHP

HT: 6-3 WT: 180 B/T: R/R HOMETOWN: Bonao, DR
 BORN: July 18, 1991 in Bonao, DR
 HIGH SCHOOL: Caledonia (MI)
 HOW ACQUIRED: Signed as a non-drafted free agent: February 4, 2013
 SIGNED BY: Felix Feliz and Emengildo Diaz (Padres)

YR	CLUB	W-L	ERA	G	GS	CG	SHO	SV	IP	H	R	ER	HR	HB	BB	SO	WP	BK	AVG
2013	DSL Padres (R)	3-4	3.76	13	13	0	0	0	55.0	63	33	23	0	3	15	27	11	0	.286
2014	DSL Padres (R)	2-5	2.35	14	13	0	0	0	69.0	63	35	18	1	4	9	47	7	0	.227
Minor League Totals		5-9	2.98	27	26	0	0	0	124.0	126	68	41	1	7	24	74	18	0	.234

MORALES, MITCHELL BLAKE

INF

HT: 5-10 WT: 165 B/T: L/R HOMETOWN: Wellington, FL
 BORN: March 3, 1993 in Wellington, FL
 HOW ACQUIRED: Signed as a non-drafted free agent: October 28, 2010
 HIGH SCHOOL: Wellington Community High School (FL)
 COLLEGE: Florida Atlantic University
 SIGNED BY: Willy Bosque (Padres)

YR	CLUB	AVG	G	AB	R	H	2B	3B	HR	RBI	SH	SF	HP	BB	SO	SB	CS	OBP	SLG	E
2014	AZL Padres (R)	.167	11	24	3	4	1	0	0	2	1	0	0	7	7	0	0	.355	.208	2
	Eugene (A)	.214	9	28	1	6	1	0	0	1	0	0	0	1	8	1	0	.241	.250	3

MORENO, EDWIN

OF

HT: 6-1 WT: 190 B/T: L/L HOMETOWN: Santo Domingo, DR
 BORN: October 27, 1993 in Sabana Perdida, DR
 HOW ACQUIRED: Signed as a non-drafted free agent: October 28, 2010
 SIGNED BY: Randy Smith, Felix Feliz and Ysrael Rojas (Padres)

YR	CLUB	AVG	G	AB	R	H	2B	3B	HR	RBI	SH	SF	HP	BB	SO	SB	CS	OBP	SLG	E
2011	DSL Padres (R)	.244	49	176	28	43	5	2	7	27	0	2	1	14	28	4	3	.301	.415	5
2012	AZL Padres (R)	.298	42	178	35	53	15	4	2	36	0	3	0	7	31	4	0	.319	.461	6
	Eugene (A)	.067	6	15	1	1	0	0	1	2	1	0	0	2	4	0	0	.176	.267	1
2013	Tucson (AAA)	.500	2	2	0	1	0	0	0	1	0	0	0	0	0	0	0	.500	.500	0
	Eugene (A)	.182	39	132	10	24	9	0	0	9	1	2	0	4	39	1	1	.203	.250	1
2014	Eugene (A)	.242	26	95	8	23	7	0	1	5	0	1	0	3	22	3	2	.263	.347	2
	Lake Elsinore (A)	.200	3	5	0	1	0	0	0	1	0	0	0	0	2	0	0	.200	.200	0
	Fort Wayne (A)	.143	8	28	1	4	1	0	0	1	0	0	0	0	10	0	0	.143	.179	0
Minor League Totals		.238	175	631	83	150	37	6	11	82	2	8	1	30	136	12	6	.270	.368	15

MORRIS, ELLIOT ANTHONY

RHP

HT: 6-4 WT: 210 B/T: R/R HOMETOWN: Federal Way, WA
 BORN: April 26, 1992 in Renton, WA
 HIGH SCHOOL: Federal Way High School (WA)
 COLLEGE: Pierce College (WA)
 HOW ACQUIRED: From LAA with INFs Taylor Lindsey and Jose Rondon and RHP R.J. Alvarez for RHPs Huston Street and Trevor Gott: July 19, 2014
 SIGNED BY: Jason Ellison (Angels)
 CAREER NOTES: 2013: Selected by the Los Angeles Angels in the fourth-round of First-Year Player Draft.

YR	CLUB	W-L	ERA	G	GS	CG	SHO	SV	IP	H	R	ER	HR	HB	BB	SO	WP	BK	AVG
2013	Orem (R)	2-2	3.95	11	2	0	0	0	27.1	29	12	12	1	3	11	25	5	0	.279
2014	Burlington (A)	2-1	2.25	8	7	0	0	0	40	29	14	10	2	2	13	44	4	0	.200
	Inland Empire (A)	3-3	4.17	9	9	0	0	0	45.1	37	23	21	5	1	28	40	4	0	.220
	Lake Elsinore (A)	3-3	3.56	8	8	0	0	0	48	40	19	19	7	1	11	33	1	1	.226
Minor League Totals		10-3	3.47	36	26	0	0	0	160.2	135	68	62	15	7	63	142	14	1	.227

MORROW, BRYCE DAVID

RHP

HT: 6-2 WT: 200 B/T: R/R HOMETOWN: Caledonia, MI
 BORN: January 2, 1988 in Grand Rapids, MI
 HIGH SCHOOL: Caledonia (MI)
 COLLEGE: Central Michigan
 HOW ACQUIRED: Signed as a non-drafted free agent: July 24, 2013
 SIGNED BY: Randy Smith (Padres)

YR	CLUB	W-L	ERA	G	GS	CG	SHO	SV	IP	H	R	ER	HR	HB	BB	SO	WP	BK	AVG
2011	Traverse City (IND)	1-0	6.35	6	0	0	0	0	11.1	11	8	8	1	2	5	5	2	0	--
2012	Evansville (IND)	8-8	3.97	19	19	0	0	0	111	104	63	49	5	15	32	78	2	0	--
2013	Evansville (IND)	6-2	3.3	11	11	2	1	0	71	64	31	26	4	5	13	59	2	0	--
	Lake Elsinore (A)	4-2	4.81	7	7	0	0	0	39.1	45	28	21	4	1	10	23	0	0	.281
2014	Lake Elsinore (A)	1-1	3.75	19	5	0	0	0	50.1	56	27	21	7	2	8	37	0	0	.287
	San Antonio (AA)	4-5	3.13	16	13	0	0	0	89.0	84	32	31	6	1	19	67	0	0	.257
Minor League Totals		9-8	3.36	42	25	0	0	0	178.2	185	87	73	17	4	37	127	0	0	.271
Independent League Totals		15-10	3.86	36	30	2	1	0	193.1	179	102	83	10	22	50	142	6	0	--

SCOUTING & PLAYER DEVELOPMENT

MUTZ, NICHOLAS THEODORE (NICK)

RHP

HT: 6-1 **WT:** 190 **B/T:** R/R **HOMETOWN:** Cotati, CA
BORN: June 15, 1990 in Santa Rosa, CA **OPENING DAY AGE:** 24
HIGH SCHOOL: Analy High School (CA) **COLLEGE:** Dakota State (SD)
HOW ACQUIRED: Signed as a minor league free agent: August 25, 2013
SIGNED BY: Ric Wilson (Angels)
CAREER NOTES: 2014: Named a Midwest League Mid-Season All-Star...2011: Selected by LAA in the ninth round of First-Year Player Draft.

YR	CLUB	W-L	ERA	G	GS	CG	SHO	SV	IP	H	R	ER	HR	HB	BB	SO	WP	BK	AVG
2011	Orem (R)	2-3	2.31	12	0	0	0	2	23.1	20	10	6	4	0	5	25	6	1	.230
2012	AZL Angels (R)	0-3	10.45	9	0	0	0	0	10.1	14	17	12	0	5	3	8	3	1	.292
	Cedar Rapids (A)	0-1	11.81	9	0	0	0	1	10.2	26	15	14	1	0	6	5	2	0	.520
2013	New Jersey (IND)	1-1	0.90	8	0	0	0	0	10	3	1	1	0	0	6	11	0	0	--
	Trinidad (IND)	3-2	3.66	8	8	0	0	0	51.2	54	32	21	4	6	22	56	5	0	--
	Eugene (A)	0-0	3.86	3	0	0	0	0	7.0	7	4	3	2	1	2	9	0	0	.241
2014	Fort Wayne (A)	2-5	2.29	46	0	0	0	9	51.0	48	20	13	2	2	15	51	2	0	.240
	Lake Elsinore (A)	0-1	18.56	4	0	0	0	0	5.1	10	11	11	2	0	3	5	0	0	.370
Minor League Totals		4-13	4.93	83	0	0	0	12	107.2	125	77	59	11	8	34	103	13	2	.283
Independent League Totals		4-3	3.21	16	8	0	0	0	61.2	57	33	22	4	6	28	67	5	0	--

NEEDY, JAMES PATRICK MICHAEL

RHP

HT: 6-6 **WT:** 230 **B/T:** R/R **HOMETOWN:** Santee, CA
BORN: March 30, 1991 in San Diego, CA **OPENING DAY AGE:** 24
HIGH SCHOOL: Santana High School (CA)
HOW ACQUIRED: Signed as a sixth-round selection in the 2009 First-Year Player Draft
SIGNED BY: Pete DeYoung (Padres)
CAREER NOTES: 2014: Threw the first 7.0 innings of a combined no-hitter for San Antonio on July 30...named a Texas League Mid- and Post-Season All-Star...named an Organizational All-Star by MiLB.com...2010: Missed the entire season due to a left knee strain. Misc.: Selected as the No. 68 high school prospect by *Baseball America* prior to the 2009 season...played in USA Baseball's Tournament of the Stars in 2008.

YR	CLUB	W-L	ERA	G	GS	CG	SHO	SV	IP	H	R	ER	HR	HB	BB	SO	WP	BK	AVG
2009	AZL Padres (R)	1-1	2.65	5	3	0	0	0	17.0	14	6	5	1	1	5	13	0	0	.226
2010	Injured - Did not pitch																		
2011	AZL Padres (R)	2-0	2.70	2	2	0	0	0	10.0	11	6	3	0	0	2	7	1	0	.282
	Eugene (A)	1-4	4.60	12	11	0	0	0	43.0	51	28	22	3	1	16	26	2	0	.288
2012	Tucson (AAA)	0-0	3.00	3	0	0	0	0	3.0	4	1	1	0	0	2	0	0	0	.308
	San Antonio (AA)	0-0	1.69	2	0	0	0	0	5.1	4	1	1	0	0	2	6	0	0	.222
	Fort Wayne (A)	6-3	1.75	32	4	1	0	1	87.1	71	20	17	1	5	25	68	2	1	.220
2013	Lake Elsinore (A)	10-5	3.76	27	27	0	0	0	134.0	144	70	56	11	8	51	98	7	0	.274
2014	San Antonio (AA)	10-5	2.90	26	24	0	0	0	145.2	133	48	47	6	6	50	113	8	2	.246
Minor League Totals		30-18	3.07	109	71	1	0	1	445.1	432	180	152	22	21	153	331	20	3	.255

NESTER, JOHN MICHAEL

C

HT: 6-1 **WT:** 210 **B/T:** R/R **HOMETOWN:** Greer, SC
BORN: May 28, 1989 in Huntington, WV **OPENING DAY AGE:** 25
HIGH SCHOOL: Riverside High School (SC)
COLLEGE: Clemson (SC)
HOW ACQUIRED: Signed as a minor league free agent: March 9, 2014
SIGNED BY: Neil Avent (Athletics)
CAREER NOTES: 2010: Selected by the Oakland Athletics in the 39th-round of the 2010 First-Year Player draft

YR	CLUB	AVG	G	AB	R	H	2B	3B	HR	RBI	SH	SF	HP	BB	SO	SB	CS	OBP	SLG	E
2010	Vancouver (A)	.182	22	77	7	14	3	0	0	7	3	1	0	8	26	0	1	.256	.221	1
2011	Burlington (A)	.213	82	249	30	53	17	1	3	23	5	3	2	38	72	4	3	.318	.325	7
2012	Burlington (A)	.203	71	222	31	45	8	0	4	24	3	3	1	31	64	2	2	.300	.293	9
2013	Evansville (IND)	.287	86	286	40	82	18	1	5	28	1	4	3	32	73	2	0	.360	.409	15
2014	Lake Elsinore (A)	.211	36	114	14	24	8	0	1	9	3	0	0	15	33	0	1	.302	.307	4
	AZL Padres (R)	.222	6	18	1	4	1	0	0	3	0	0	0	4	0	0	0	.222	.278	0
	Fort Wayne (A)	.300	14	50	11	15	4	0	0	2	0	0	1	5	13	0	0	.375	.380	1
Minor League Totals		.212	230	730	94	155	41	1	8	68	14	7	4	97	212	6	7	.305	.304	22
Independent League Totals		.287	86	286	40	82	18	1	5	28	1	4	3	32	73	2	0	.360	.409	15

NUNN, CHRISTOPHER JARED (CHRIS)

LHP

HT: 6-5 **WT:** 200 **B/T:** L/L **HOMETOWN:** Memphis, TN
BORN: October 5, 1990 in Cordova, TN **OPENING DAY AGE:** 24
HIGH SCHOOL: Harding Academy (TN) **COLLEGE:** Lipscomb University (TN)
HOW ACQUIRED: Signed as a 24th-round selection in the 2012 First-Year Player Draft
SIGNED BY: Mark Conner (Padres)
CAREER NOTES: 2013: Led the Midwest League in apps. and was second in holds (10)...2012: Named a Northwest League Post-Season All-Star

YR	CLUB	W-L	ERA	G	GS	CG	SHO	SV	IP	H	R	ER	HR	HB	BB	SO	WP	BK	AVG
2012	AZL Padres (R)	1-0	4.50	1	0	0	0	0	2.0	2	1	1	0	0	0	4	0	0	.250
	Eugene (A)	3-0	0.57	24	0	0	0	3	31.1	18	2	2	0	1	19	45	2	0	.159
2013	Fort Wayne (A)	8-2	2.77	55*	0	0	0	9	65.0	62	23	20	3	3	30	66	4	0	.259
2014	Lake Elsinore (A)	4-2	4.30	49	0	0	0	0	58.2	52	31	28	7	1	25	76	4	1	.234
Minor League Totals		16-4	2.92	129	0	0	0	12	157.0	134	57	51	10	5	74	191	10	1	.230

SCOUTING & PLAYER
DEVELOPMENT



SCOUTING & PLAYER DEVELOPMENT

O'GRADY, DENNIS PATRICK

RHP

HT: 5-9

WT: 200

B/T: R/R

HOMETOWN: Queens, NY

BORN: May 17, 1989 in Floral Park, NY

OPENING DAY AGE: 25

HIGH SCHOOL: Archbishop Molloy High School (NY)

COLLEGE: Duke University (NC)

HOW ACQUIRED: Signed as a 34th-round selection in the 2011 First-Year Player Draft

SIGNED BY: Adam Bourassa (Padres)

YR	CLUB	W-L	ERA	G	GS	CG	SHO	SV	IP	H	R	ER	HR	HB	BB	SO	WP	BK	AVG
2011	AZL Padres (R)	0-0	6.43	2	1	0	0	0	7.0	10	5	5	1	1	0	4	0	0	.323
	Fort Wayne (A)	4-2	4.53	10	10	0	0	0	51.2	55	30	26	2	0	22	43	8	0	.267
2012	Fort Wayne (A)	4-1	4.73	24	0	0	0	0	51.1	54	32	27	4	1	23	49	5	1	.277
	Lake Elsinore (A)	3-1	3.38	19	0	0	0	0	26.2	23	14	10	2	2	13	31	2	0	.232
2013	Lake Elsinore (A)	3-7	3.86	54	0	0	0	10	70.0	70	35	30	4	2	29	69	10	1	.258
2014	San Antonio (AA)	0-0	3.86	14	0	0	0	1	16.1	19	7	7	1	0	7	21	2	0	.292
	El Paso (AAA)	7-1	4.42	43	0	0	0	0	53.0	61	31	26	6	3	24	37	6	0	.298
Minor League Totals		21-12	4.27	166	11	0	0	11	276.0	292	154	131	20	9	118	254	33	2	.272

OAKS, ALAN CHRISTOPHER

RHP

HT: 6-3

WT: 225

B/T: R/R

HOMETOWN: Dearborn, MI

BORN: April 4, 1988 in Southfield, MI

OPENING DAY AGE: 27

HIGH SCHOOL: Divine Child High School (MI)

COLLEGE: University of Michigan

HOW ACQUIRED: Signed as a minor league free agent: August 8, 2014

SIGNED BY: Kevin Ibach (Marlins)

CAREER NOTES: 2010: Selected by the Florida Marlins in the eighth-round of the First-Year Player Draft

YR	CLUB	W-L	ERA	G	GS	CG	SHO	SV	IP	H	R	ER	HR	HB	BB	SO	WP	BK	AVG
2010	GCL Marlins (R)	0-0	3.00	2	0	0	0	0	3	4	3	1	0	0	1	3	2	0	.333
	Jamestown (R)	1-2	1.50	5	4	0	0	0	18	10	6	3	0	1	6	17	1	0	.147
2011	Greensboro (A)	1-1	3.15	4	4	0	0	0	20	20	8	7	1	0	5	11	2	0	.260
2012	Jupiter (A)	1-2	6.17	17	2	0	0	0	35	45	27	24	4	2	15	30	2	0	.302
	Jacksonville (AA)	1-2	6.55	4	1	0	0	0	11	12	8	8	2	1	6	10	0	0	.279
	GCL Marlins (A)	0-0	4.50	3	1	0	0	0	4	6	2	2	0	2	1	5	1	0	.333
2013	Normal (IND)	2-4	1.99	37	0	0	0	14	49.2	31	14	11	3	1	19	59	4	0	--
2014	Normal (IND)	0-3	3.18	25	0	0	0	10	28.1	21	11	10	1	3	12	30	2	0	--
	Lake Elsinore (A)	0-0	7.59	9	0	0	0	0	10.2	11	13	9	3	0	6	10	2	0	.244
Minor League Totals		4-7	4.78	44	12	0	0	0	101.2	108	67	54	10	6	40	86	10	0	.282
Independent League Totals		2-7	2.42	62	0	0	0	24	78	52	25	21	4	4	31	89	6	0	--

OLMO, DAYAN LEANDRO

OF

HT: 5-11

WT: 165

B/T: S/R

HOMETOWN: Boca Chica, DR

BORN: November 15, 1996 in Boca Chica, DR

OPENING DAY AGE: 18

HOW ACQUIRED: Signed as a non-drafted free agent: November 1, 2013

SIGNED BY: Randy Smith, Felix Feliz and Jose Salado (Padres)

YR	CLUB	AVG	G	AB	R	H	2B	3B	HR	RBI	SH	SF	HP	BB	SO	SB	CS	OBP	SLG	E
2014	DSL Padres (R)	.162	48	167	11	27	1	4	0	14	1	2	3	17	51	6	4	.249	.216	4

ORR, MARVIN LEE (LEE)

OF

HT: 6-3

WT: 215

B/T: R/R

HOMETOWN: Louise, TX

BORN: October 23, 1988 in San Angelo, TX

OPENING DAY AGE: 26

HIGH SCHOOL: El Campo High School (TX)

COLLEGE: McNeese State (LA)

HOW ACQUIRED: Signed as a 13th-round selection in the 2011 First-Year Player Draft

SIGNED BY: Kevin Ellis (Padres)

YR	CLUB	AVG	G	AB	R	H	2B	3B	HR	RBI	SH	SF	HP	BB	SO	SB	CS	OBP	SLG	E
2011	Eugene (A)	.219	62	210	45	46	13	2	8	35	0	2	11	38	88	18	2	.364	.414	2
2012	Fort Wayne (A)	.211	79	270	41	57	17	3	11	41	0	2	3	32	112	14	5	.300	.419	6
2013	Lake Elsinore (A)	.276	70	268	40	74	17	4	10	36	0	0	4	17	92	8	4	.329	.481	9
	San Antonio (AA)	.226	19	62	9	14	4	0	1	6	0	1	4	4	24	1	2	.310	.339	1
2014	San Antonio (AA)	.171	77	222	21	38	8	0	8	29	1	3	3	12	99	7	1	.221	.315	3
Minor League Totals		.222	307	1032	156	229	59	9	38	147	1	8	25	103	415	48	14	.306	.407	21

OWENS, TERRANCE DURRELL

LHP

HT: 6-4

WT: 180

B/T: L/L

HOMETOWN: Toledo, OH

BORN: June 28, 1991 in Cleveland, OH

OPENING DAY AGE: 23

HIGH SCHOOL: Glenview High School (OH)

COLLEGE: University of Toledo (OH)

HOW ACQUIRED: Signed as a 40th-round selection in the 2012 First-Year Player Draft

SIGNED BY: Mark Conner (Padres)

CAREER NOTES: Misc: Played quarterback for the University of Toledo's football team

PAROUBECK, JORDAN MARK

OF

HT: 6-2

WT: 190

B/T: S/R

HOMETOWN: Redwood City, CA

BORN: November 2, 1994 in Berkeley, CA

OPENING DAY AGE: 20

HIGH SCHOOL: Serra High School (CA)

HOW ACQUIRED: Signed as a second-round selection in the 2013 First-Year Player Draft

SIGNED BY: Sam Ray (Padres)

YR	CLUB	AVG	G	AB	R	H	2B	3B	HR	RBI	SH	SF	HP	BB	SO	SB	CS	OBP	SLG	E
2011	AZL Padres (R)	.286	34	140	26	40	8	2	4	24	1	2	1	13	42	4	2	.346	.457	3

SCOUTING & PLAYER DEVELOPMENT

PAULLUS, ROBERT BENSON (BEN)

RHP

HT: 6-1 **WT:** 190 **B/T:** R/R **HOMETOWN:** Olive Branch, MS
BORN: August 31, 1989 in Olive Branch, MS **OPENING DAY AGE:** 25
HIGH SCHOOL: DeSoto Central High School (MS) **COLLEGE:** Memphis (TN)
HOW ACQUIRED: From New York Yankees in exchange for INF Dean Anna: November 20, 2013
SIGNED BY: N/A (Yankees)

CAREER NOTES: 2011: Selected by the New York Yankees in the 19th round of First-Year Player Draft

YR	CLUB	W-L	ERA	G	GS	CG	SHO	SV	IP	H	R	ER	HR	HB	BB	SO	WP	BK	AVG
2011	Staten Island (A)	1-2	3.86	20	0	0	0	2	30.1	21	15	13	3	2	12	41	1	1	.186
2012	Charleston (A)	3-2	6.65	29	0	0	0	3	47.1	53	35	35	3	5	24	38	9	0	.288
2013	Charleston (A)	6-3	2.54	32	0	0	0	9	60.1	46	20	17	2	6	26	60	9	0	.208
	Tampa (A)	0-0	5.56	6	0	0	0	0	11.1	15	7	7	0	1	2	6	2	0	.300
2014	Lake Elsinore (A)	1-0	4.65	23	0	0	0	1	31.0	45	23	16	4	0	9	28	6	0	.331
Minor League Totals		11-7	4.39	110	0	0	0	15	180.1	180	100	88	12	14	73	173	27	1	.256

PENA, JHONATAN

OF

HT: 6-2 **WT:** 180 **B/T:** R/R **HOMETOWN:** Peravia, DR
BORN: April 18, 1989 in Peravia, DR **OPENING DAY AGE:** 20
HOW ACQUIRED: Signed as a non-drafted free agent: April 14, 2012
SIGNED BY: Randy Smith, Felix Feliz and Martin Jose (Padres)

YR	CLUB	AVG	G	AB	R	H	2B	3B	HR	RBI	SH	SF	HP	BB	SO	SB	CS	OBP	SLG	E
2013	DSL Padres (R)	.297	41	155	23	46	11	2	0	13	1	0	2	15	32	9	4	.366	.394	1
2014	AZL Padres (R)	.231	29	91	11	21	2	2	0	9	1	0	0	6	31	4	2	.278	.297	4
Minor League Totals		.272	70	246	34	67	13	4	0	22	2	0	2	21	63	13	6	.335	.358	5

PEREZ, AURELIO

OF

HT: 6-1 **WT:** 185 **B/T:** R/R **HOMETOWN:** Bani, DR
BORN: April 11, 1994 in Bani, DR **OPENING DAY AGE:** 20
HOW ACQUIRED: Signed as a non-drafted free agent: March 10, 2014
SIGNED BY: Felix Feliz and Martin Jose (Padres)

YR	CLUB	AVG	G	AB	R	H	2B	3B	HR	RBI	SH	SF	HP	BB	SO	SB	CS	OBP	SLG	E
2014	DSL Padres (R)	.220	45	123	21	27	7	1	1	9	0	1	3	26	34	12	5	.366	.317	4

PEREZ, FERNANDO MAYORAL

INF

HT: 6-0 **WT:** 210 **B/T:** L/R **HOMETOWN:** Chula Vista, CA
BORN: September 13, 1993 in Ensenada, MEX **OPENING DAY AGE:** 21
HIGH SCHOOL: Otay Ranch High School (CA) **COLLEGE:** Central Arizona College (AZ)
HOW ACQUIRED: Signed as a third-round selection in the 2012 First-Year Player Draft
SIGNED BY: Dave Lottsfeldt (Padres)

CAREER NOTES: 2014: Named an Organization All-Star by MiLB.com...led all Padres minor leaguers and the Midwest League in RBI (95)

YR	CLUB	AVG	G	AB	R	H	2B	3B	HR	RBI	SH	SF	HP	BB	SO	SB	CS	OBP	SLG	E
2012	AZL Padres (R)	.273	14	55	6	15	2	1	2	16	0	0	0	2	17	1	0	.298	.455	6
2013	AZL Padres (R)	.417	4	12	3	5	1	0	1	4	0	0	0	1	2	0	0	.462	.750	0
	Eugene (A)	.213	59	211	15	45	9	1	3	27	0	2	2	15	68	0	1	.270	.308	16
2014	Fort Wayne (A)	.284	116	469	69	133	24	1	18	95*	1	7	5	25	106	3	2	.322	.454	24
Minor League Totals		.265	193	747	93	198	36	3	24	142	1	9	7	43	193	4	3	.308	.418	46

PEREZ, MAYKY ARJELIS

RHP

HT: 6-5 **WT:** 235 **B/T:** L/R **HOMETOWN:** San Pedro de Macoris, DR
BORN: September 26, 1996 in San Pedro de Macoris, DR **OPENING DAY AGE:** 18
HOW ACQUIRED: Signed as a non-drafted free agent: November 1, 2013
SIGNED BY: Randy Smith, Felix Feliz and Jose Salado (Padres)

YR	CLUB	W-L	ERA	G	GS	CG	SHO	SV	IP	H	R	ER	HR	HB	BB	SO	WP	BK	AVG
2014	DSL Padres (R)	0-1	9.00	2	2	0	0	0	4.0	7	5	4	0	0	3	4	1	0	.368
	AZL Padres (R)	0-3	7.08	11	4	0	0	0	34.1	46	31	27	4	3	15	30	8	2	.315

PHILLIPS, DANE LANDON

C

HT: 6-1 **WT:** 195 **B/T:** L/R **HOMETOWN:** Nacogdoches, TX
BORN: December 18, 1990 in Nacogdoches, TX **OPENING DAY AGE:** 24
HIGH SCHOOL: Nacogdoches Central High School (TX) **COLLEGE:** Oklahoma City (OK)
HOW ACQUIRED: Signed as a second-round selection in the 2012 First-Year Player Draft
SIGNED BY: Lane Decker (Padres)

CAREER NOTES: 2014: Named an organization All-Star by MiLB.com...2013: Named a Midwest League Mid-Season All-Star.

YR	CLUB	AVG	G	AB	R	H	2B	3B	HR	RBI	SH	SF	HP	BB	SO	SB	CS	OBP	SLG	E
2012	Eugene (A)	.226	69	234	33	53	17	0	4	30	2	6	0	38	53	4	2	.327	.350	2
2013	Fort Wayne (A)	.281	58	224	34	63	15	2	5	23	0	2	3	19	53	1	0	.343	.433	4
	Lake Elsinore (A)	.173	14	52	7	9	3	2	0	6	0	1	0	2	8	0	0	.200	.308	2
2014	Fort Wayne (A)	.295	40	156	25	46	12	3	2	28	1	1	0	10	30	2	0	.335	.449	2
	Lake Elsinore (A)	.279	68	251	43	70	16	4	10	48	1	1	3	22	55	3	0	.343	.494	6
Minor League Totals		.263	249	917	142	241	63	11	21	135	4	11	6	91	199	10	2	.330	.424	16

SCOUTING & PLAYER
DEVELOPMENT



SCOUTING & PLAYER DEVELOPMENT

PURROY, ROSMEL ALEXANDER

RHP

HT: 6-2 WT: 170 B/T: R/R HOMETOWN: Maracay, VZ
 BORN: March 27, 1995 in Maracay, VZ OPENING DAY AGE: 20
 HOW ACQUIRED: Signed as a non-drafted free agent: October 2, 2013
 SIGNED BY: Felix Feliz, Yfrain Linares and Luis Prieto (Padres)

YR	CLUB	W-L	ERA	G	GS	CG	SHO	SV	IP	H	R	ER	HR	HB	BB	SO	WP	BK	AVG
2014	DSL Padres (R)	0-1	11.40	15	0	0	0	0	15.0	13	24	19	0	5	27	13	11	1	.236

QUINTANA, GABRIEL ANDRES

INF

HT: 6-2 WT: 190 B/T: R/R HOMETOWN: Azua, DR
 BORN: September 7, 1992 in Azua, DR OPENING DAY AGE: 22
 HOW ACQUIRED: Signed as a non-drafted free agent: November 2, 2009
 SIGNED BY: Randy Smith, Felix Feliz and Martin Jose (Padres)
 CAREER NOTES: 2014: Named an organization All-Star by MiLB.com...2013: Named an organization All-Star by MiLB.com

YR	CLUB	AVG	G	AB	R	H	2B	3B	HR	RBI	SH	SF	HP	BB	SO	SB	CS	OBP	SLG	E
2010	DSL Padres (R)	.194	61	211	30	41	14	0	1	24	0	3	7	19	56	6	4	.279	.275	34
2011	DSL Padres (R)	.284	60	211	35	60	16	0	7	34	0	2	9	18	55	3	3	.363	.460	25
	AZL Padres (R)	.267	8	30	3	8	1	0	1	3	0	0	0	3	6	0	1	.333	.400	3
2012	AZL Padres (R)	.291	37	151	25	44	10	2	5	36	0	1	5	6	37	2	1	.337	.483	17
	Eugene (A)	.230	16	61	2	14	2	0	1	8	0	2	0	1	18	0	0	.234	.311	5
2013	Fort Wayne (A)	.305	88	347	50	106	20	1	9	44	0	2	5	11	91	6	2	.334	.447	2
	AZL Padres (R)	.333	6	21	4	7	2	0	0	3	0	0	2	1	4	0	0	.417	.429	27
2014	Lake Elsinore (A)	.263	130	529	77	139	35	0	18	84	0	5	11	21	150	4	1	.302	.431	24
Minor League Totals		.268	406	1561	226	419	100	3	42	236	0	15	39	80	417	21	12	.317	.417	137

RADKE, TRAVIS JAMES

LHP

HT: 6-4 WT: 200 B/T: L/L HOMETOWN: Thousand Oaks, CA
 BORN: March 6, 1993 in Los Robles, CA OPENING DAY AGE: 22
 HIGH SCHOOL: Oaks Christian High School (CA) COLLEGE: University of Portland (OR)
 HOW ACQUIRED: Signed as a 25th-round selection in the 2014 First-Year Player Draft
 SIGNED BY: Justin Baughman (Padres)

YR	CLUB	W-L	ERA	G	GS	CG	SHO	SV	IP	H	R	ER	HR	HB	BB	SO	WP	BK	AVG
2014	Eugene (A)	2-3	3.12	17	2	0	0	0	34.2	32	20	12	0	2	16	44	3	3+	.241

RAMIREZ, EMMANUEL ODALIS

RHP

HT: 6-2 WT: 190 B/T: R/R HOMETOWN: Puerto Plata, DR
 BORN: July 15, 1994 in Puerto Plata, DR OPENING DAY AGE: 20
 HOW ACQUIRED: Signed as a non-drafted free agent: November 19, 2012
 SIGNED BY: Emenegildo Diaz and Felix Feliz (Padres)

YR	CLUB	W-L	ERA	G	GS	CG	SHO	SV	IP	H	R	ER	HR	HB	BB	SO	WP	BK	AVG
2013	DSL Padres (R)	1-3	8.92	24	0	0	0	0	36.1	36	51	36	1	6	49	41	18	0	.255
2014	DSL Padres (R)	3-1	4.56	12	0	0	0	0	25.2	25	15	13	0	4	10	31	7	0	.258
Minor League Totals		4-4	7.11	36	0	0	0	0	62.0	61	66	49	1	10	59	72	25	0	.256

RAMOS, EMMANUEL DE JESUS

RHP

HT: 6-2 WT: 185 B/T: R/R HOMETOWN: Moca, DR
 BORN: July 23, 1994 in Moca, DR OPENING DAY AGE: 20
 HOW ACQUIRED: Signed as a non-drafted free agent: November 1, 2012
 SIGNED BY: Emenegildo Diaz and Felix Feliz (Padres)

YR	CLUB	W-L	ERA	G	GS	CG	SHO	SV	IP	H	R	ER	HR	HB	BB	SO	WP	BK	AVG
2013	DSL Padres (R)	2-4	4.12	21	0	0	0	0	39.1	37	25	18	2	3	24	30	7	1	.262
2014	DSL Padres (R)	0-3	3.71	16	5	0	0	0	34.0	38	21	14	1	2	5	25	6	0	.271
Minor League Totals		2-7	3.93	37	5	0	0	0	73.1	75	46	32	3	5	29	55	13	1	.267

REA, COLIN D.

RHP

HT: 6-5 WT: 220 B/T: R/R HOMETOWN: Cascade, IA
 BORN: July 1, 1990 in Cascade, IA OPENING DAY AGE: 24
 HIGH SCHOOL: Cascade High School (IA) COLLEGE: Indiana State (IN)
 HOW ACQUIRED: Signed as a 12th-round selection in the 2011 First-Year Player Draft
 SIGNED BY: Jeff Stewart (Padres)

YR	CLUB	W-L	ERA	G	GS	CG	SHO	SV	IP	H	R	ER	HR	HB	BB	SO	WP	BK	AVG
2011	Eugene (A)	3-4	2.21	15	15	0	0	0	53.0	47	18	13	2	6	21	43	6	2	.236
2012	Fort Wayne (A)	5-10	4.11	31	19	0	0	0	103.0	106	61	47	9	8	47	80	8	0	.268
2013	Lake Elsinore (A)	0-5	6.07	15	9	0	0	0	43.0	43	34	29	3	4	39	45	6	1	.272
	Fort Wayne (A)	2-1	2.09	16	3	0	0	0	43.0	34	11	10	1	1	22	38	4	1	.218
2014	Lake Elsinore (A)	11-9	3.88	28	28	0	0	0	139.0	151	65	60	11	7	37	118	4	2	.274
Minor League Totals		21-29	3.76	105	74	0	0	0	381.0	381	189	159	26	26	166	324	28	6	.261

SCOUTING & PLAYER DEVELOPMENT

REINA, ADOLFO JAVIER

C

HT: 6-0 **WT:** 210 **B/T:** R/R **HOMETOWN:** Provincia de Veraguas, Panama
BORN: January 22, 1990 in Santiago de Veraguas, Panama **OPENING DAY AGE:** 25
HIGH SCHOOL: Bachillar en la Escuela Bilingue Juan Ramon (Panama)
HOW ACQUIRED: Selected from the Detroit Tigers in the minor league phase of the Rule 5 Draft: December 12, 2013
SIGNED BY: Ramon Webster (Tigers)
CAREER NOTES: 2008: Originally signed by the Tigers as a non-drafted free agent on January 31

YR	CLUB	AVG	G	AB	R	H	2B	3B	HR	RBI	SH	SF	HP	BB	SO	SB	CS	OBP	SLG	E
2008	VSL Tigers (R)	.260	54	208	24	54	12	0	5	28	0	2	3	10	28	1	2	.300	.389	12
2009	GCL Tigers (R)	.171	23	70	8	12	4	0	3	7	0	2	2	9	18	0	0	.277	.357	3
2010																				
2011	Connecticut (A)	.000	3	8	1	0	0	0	0	0	0	0	0	1	2	0	0	.111	.000	0
	GCL Tigers (R)	.211	28	90	10	19	4	0	5	13	0	1	0	6	19	1	0	.258	.422	3
2012	Lakeland (A)	.298	39	121	12	36	6	0	3	17	1	3	0	6	25	0	0	.323	.421	4
	Toledo (AAA)	.250	1	4	1	1	0	0	1	2	0	0	0	0	2	0	0	.250	1.000	0
2013	West Michigan (A)	.196	55	184	17	36	9	0	3	22	0	6	3	11	45	1	1	.245	.293	6
	Lakeland (A)	.179	12	39	0	7	2	0	0	7	0	0	0	2	7	0	1	.220	.231	4
2014	Fort Wayne (A)	.243	47	189	24	46	7	0	8	27	0	1	1	8	36	0	1	.276	.407	3
	Minor League Totals	.231	262	913	97	211	44	0	28	123	1	15	9	53	182	3	5	.276	.371	35

REMILLARD, TRAVIS PHILLIP

RHP

HT: 6-1 **WT:** 190 **B/T:** R/R **HOMETOWN:** Norman, OK
BORN: July 9, 1993 in Norman, OK **OPENING DAY AGE:** 21
HIGH SCHOOL: Norman High School (OK) **COLLEGE:** Northeast Oklahoma A&M
HOW ACQUIRED: Signed as a 13th-round selection in the 2013 First-Year Player Draft
SIGNED BY: Lane Decker (Padres)

YR	CLUB	W-L	ERA	G	GS	CG	SHO	SV	IP	H	R	ER	HR	HB	BB	SO	WP	BK	AVG
2014	AZL Padres (R)	0-1	3.38	11	0	0	0	0	10.2	11	8	4	0	0	6	10	0	0	.275

REYES, FRANMIL FEDERICO

OF

HT: 6-5 **WT:** 240 **B/T:** R/R **HOMETOWN:** San Cristobal, DR
BORN: July 7, 1995 in San Cristobal, DR **OPENING DAY AGE:** 19
HOW ACQUIRED: Signed as a non-drafted free agent: November 1, 2011
SIGNED BY: Felix Feliz, Martin Jose and Randy Smith (Padres)

YR	CLUB	AVG	G	AB	R	H	2B	3B	HR	RBI	SH	SF	HP	BB	SO	SB	CS	OBP	SLG	E
2012	DSL Padres (R)	.267	67	243	32	65	16	4	4	37	0	0	5	30	56	12	4	.360	.416	8
2013	Eugene (A)	.205	12	44	4	9	1	0	1	4	0	0	0	1	10	0	0	.222	.295	2
	AZL Padres (R)	.315	45	165	24	52	12	2	3	30	0	1	0	20	39	5	5	.387	.467	6
2014	Fort Wayne (A)	.248	128	508	67	126	24	2	11	59	1	3	2	38	118	1	5	.301	.368	14
	Minor League Totals	.263	252	960	127	252	53	8	19	130	1	4	7	89	223	18	14	.328	.394	30

REYES, GENISON PAYANO

RHP

HT: 6-5 **WT:** 190 **B/T:** R/R **HOMETOWN:** San Francisco de Macoris, DR
BORN: September 19, 1991 in San Francisco de Macoris, DR **OPENING DAY AGE:** 23
HOW ACQUIRED: Signed as a non-drafted free agent: August 12, 2010
SIGNED BY: Randy Smith, Felix Feliz and Jose Salado (Padres)

YR	CLUB	W-L	ERA	G	GS	CG	SHO	SV	IP	H	R	ER	HR	HB	BB	SO	WP	BK	AVG
2011	AZL Padres (R)	2-6	10.34	18	5	0	0	0	42.2	76	58	49	3	5	19	44	14	1	.394
2012	Eugene (A)	3-2	2.61	16	3	0	0	0	38.0	28	18	11	3	3	22	38	6	0	.206
2013	Fort Wayne (A)	3-1	7.07	13	0	0	0	0	14.0	16	15	11	0	1	15	5	2	0	.271
	Eugene (A)	1-2	3.53	25	0	0	0	0	35.2	34	18	14	1	6	13	37	7	0	.241
2014	Fort Wayne (A)	2-0	6.69	30	0	0	0	0	39.0	47	29	29	2	1	22	39	3	0	.290
	Lake Elsinore (A)	1-2	5.47	18	0	0	0	0	24.2	37	23	15	4	3	15	21	5	0	.343
	Minor League Totals	12-13	5.98	120	8	0	0	0	194.0	238	161	129	13	19	106	184	37	1	.298

REYES, RAMON JESUS

LHP

HT: 6-3 **WT:** 170 **B/T:** L/L **HOMETOWN:** Bajos de Haina, DR
BORN: November 23, 1995 in Bajos de Haina, DR **OPENING DAY AGE:** 19
HOW ACQUIRED: Signed as a non-drafted free agent: January 17, 2013
SIGNED BY: Randy Smith, Felix Feliz and Martin Jose (Padres)

YR	CLUB	W-L	ERA	G	GS	CG	SHO	SV	IP	H	R	ER	HR	HB	BB	SO	WP	BK	AVG
2013	DSL Padres (R)	1-5	6.00	24	0	0	0	0	27.0	18	29	18	2	5	36	28	14	1	.189
2014	DSL Padres (R)	0-8	7.41	11	10	0	0	0	37.2	33	35	31	2	5	39	36	9	0	.241
	Minor League Totals	1-13	6.82	35	10	0	0	0	64.2	51	64	49	4	10	75	64	23	1	.220



SCOUTING & PLAYER DEVELOPMENT

RICHARDSON, RONNIE LEE

OF

HT: 5-6 **WT:** 175 **B/T:** R/R **HOMETOWN:** Eagle Lake, FL
BORN: May 5, 1990 in Bartow, FL **OPENING DAY AGE:** 24
HIGH SCHOOL: Lake Region (FL) **COLLEGE:** University of Central Florida (FL)
HOW ACQUIRED: Signed as a 16th-round selection in the 2012 First-Year Player Draft
SIGNED BY: Willie Bosque (Padres)
CAREER NOTES: 2013: Named a Northwest League Mid-Season All-Star.

YR	CLUB	AVG	G	AB	R	H	2B	3B	HR	RBI	SH	SF	HP	BB	SO	SB	CS	OBP	SLG	E
2012	Eugene (A)	.233	52	159	29	37	9	2	2	16	5	0	16	27	40	10	2	.396	.352	2
2013	Lake Elsinore (A)	.211	16	57	9	12	2	2	1	4	0	0	1	6	12	0	1	.297	.368	0
	Eugene (A)	.298	48	151	24	45	14	1	2	13	3	1	14	38	37	7	8	.475	.444	4
2014	Fort Wayne (A)	.268	87	306	66	82	16	6	4	27	4	3	16	54	66	12	5	.401	.399	1
Minor League Totals		.262	203	673	128	176	41	11	9	60	12	4	47	125	155	29	16	.410	.395	7

RISEDORF, ZACHARY ALLAN

C

HT: 5-11 **WT:** 190 **B/T:** R/R **HOMETOWN:** Colebrook, CT
BORN: March 11, 1996 in Barkhamsted, CT **OPENING DAY AGE:** 19
HIGH SCHOOL: Northwest Regional High School (FL)
HOW ACQUIRED: Signed as a sixth-round selection in the 2014 First-Year Player Draft
SIGNED BY: Jim Bretz (Padres)

YR	CLUB	AVG	G	AB	R	H	2B	3B	HR	RBI	SH	SF	HP	BB	SO	SB	CS	OBP	SLG	E
2014	AZL Padres (R)	.203	23	69	13	14	1	0	1	7	0	0	1	8	18	0	0	.295	.261	6

RIZZOTTI, JOSEPH ANTHONY (TONY)

RHP

HT: 6-4 **WT:** 205 **B/T:** R/R **HOMETOWN:** Arlington, TX
BORN: April 21, 1992 in Arlington, TX **OPENING DAY AGE:** 22
HIGH SCHOOL: James Martin High School (TX) **COLLEGE:** Tulane (LA)
HOW ACQUIRED: Signed as a 25th-round selection in the 2013 First-Year Player Draft
SIGNED BY: Kevin Ellis (Padres)

YR	CLUB	W-L	ERA	G	GS	CG	SHO	SV	IP	H	R	ER	HR	HB	BB	SO	WP	BK	AVG
2013	AZL Padres (R)	0-0	19.29	2	0	0	0	0	2.1	5	5	5	0	0	3	0	0	0	.500
	Eugene (A)	1-2	3.86	11	1	0	0	0	21.0	23	9	9	2	0	6	22	2	0	.274
2014	Fort Wayne (A)	3-2	5.88	25	0	0	0	0	49.0	67	37	32	2	2	21	41	2	0	.318
	Eugene (A)	0-0	0.96	5	0	0	0	1	9.1	3	1	1	0	0	2	10	0	0	.100
	Lake Elsinore (A)	0-0	4.32	8	0	0	0	0	8.1	10	5	4	1	3	4	8	0	0	.294
Minor League Totals		4-4	5.10	51	1	0	0	1	90.0	108	57	51	5	5	36	81	4	0	.293

ROBINSON, TRAYVON ANDREW DWAYNE

OF

HT: 5-10 **WT:** 200 **B/T:** S/R **HOMETOWN:** Los Angeles, CA
BORN: September 1, 1987 in Los Angeles, CA **OPENING DAY AGE:** 27
HIGH SCHOOL: Crenshaw High School (CA)
HOW ACQUIRED: Signed as a minor league free agent: December 11, 2014
SIGNED BY: Bobby Darwin (Dodgers)
CAREER NOTES: 2011: Named a Pacific Coast League Mid-Season All-Star...named a Triple-A All-Star by *Baseball America*...2010: Named a Southern League Mid-Season All-Star...Named a Los Angeles Dodgers Organization All-Star by MLB.com...2009: Named a California League Mid-Season All-Star...2005: Signed by the Dodgers as a 10th-round selection in the First-Year Player Draft

YR	CLUB	AVG	G	AB	R	H	2B	3B	HR	RBI	SH	SF	HP	BB	SO	SB	CS	OBP	SLG	E
2005	GCL Dodgers (R)	.296	40	115	19	34	7	2	3	15	0	0	3	8	25	6	4	.357	.470	2
	Ogden (R)	.217	8	23	2	5	0	0	1	2	0	0	0	0	9	0	0	.217	.348	0
2006	GCL Dodgers (R)	.254	39	134	24	34	7	2	2	20	2	1	2	16	48	5	1	.340	.381	1
	Vero Beach (A)	.400	3	5	1	2	0	0	0	1	0	0	0	0	2	1	0	.400	.400	0
2007	Great Lakes (A)	.253	110	396	50	100	9	4	2	31	10	1	4	32	119	22	9	.314	.311	12
2008	Inland Empire (A)	.276	112	439	67	121	20	8	4	42	8	5	4	33	104	22	12	.328	.385	6
2009	Inland Empire (A)	.306	117	470	82	144	28	9	15	54	1	4	4	50	125	43	18	.375	.500	7
	Chattanooga (AA)	.246	19	57	8	14	1	2	2	10	3	0	0	10	18	4	2	.358	.439	0
2010	Chattanooga (AA)	.300	120	434	80	130	23	5	9	57	8	3	5	73	125	38	15	.404	.438	4
2011	Albuquerque (AAA)	.293	100	368	70	108	9	6	26	71	0	0	3	45	122	8	6	.375	.563	1
	Tacoma (AAA)	.111	3	9	1	1	0	0	0	0	0	0	0	3	4	1	0	.333	.111	0
	SEATTLE	.210	44	143	12	30	12	0	2	14	3	1	0	8	61	1	0	.250	.336	6
2012	Tacoma (AAA)	.265	83	340	50	90	18	2	9	41	3	3	1	34	85	19	5	.331	.409	4
	SEATTLE	.221	46	145	16	32	4	1	3	12	4	0	1	14	43	6	3	.294	.324	2
2013	Norfolk (AAA)	.220	52	177	28	39	5	0	5	15	2	0	0	22	60	9	2	.307	.333	1
	Bowie (AA)	.271	55	199	34	54	15	1	6	28	4	1	0	24	55	12	4	.348	.447	1
2014	Albuquerque (AA)	.235	117	400	51	94	23	2	6	30	4	2	2	35	112	11	7	.298	.348	3
Minor League Totals		.272	978	3566	567	970	165	43	90	417	45	20	28	385	1013	201	85	.346	.418	42
Major League Totals		.215	90	288	28	62	16	1	5	26	7	1	1	22	104	7	3	.272	.330	8

SCOUTING & PLAYER DEVELOPMENT

RODRIGUEZ, BRYAN DE JESUS (BRYAN)

RHP

HT: 6-5 **WT:** 180 **B/T:** R/R **HOMETOWN:** San Pedro de Macoris, DR
BORN: July 6, 1991 in San Pedro de Macoris, DR **OPENING DAY AGE:** 23
HOW ACQUIRED: Signed as a non-drafted free agent: April 19, 2010
SIGNED BY: Randy Smith, Felix Feliz and Jose Salado (Padres)
CAREER NOTES: 2011: Missed the entire season due to a right elbow sprain...2010: Named a DSL Mid-Season All-Star

YR	CLUB	W-L	ERA	G	GS	CG	SHO	SV	IP	H	R	ER	HR	HB	BB	SO	WP	BK	AVG
2010	DSL Padres (R)	4-1	3.14	10	8	1	0	0	48.2	37	23	17	0	3	23	41	4	2	.203
2011									Injured - Did not pitch										
2012	AZL Padres (R)	3-3	6.26	11	3	0	0	0	41.2	54	43	29	2	5	18	31	8	2	.298
	Eugene (A)	0-1	8.31	2	2	0	0	0	4.1	7	10	4	0	0	3	3	1	0	.304
2013	Fort Wayne (A)	2-8	3.19	19	14	0	0	0	84.2	88	48	30	5	6	32	52	1	4	.269
2014	Lake Elsinore (A)	8-9	4.16	27	26	0	0	0	149.1	154	81	69	9	8	46	104	11	3	.269
	Minor League Totals	17-22	4.08	69	53	1	0	0	328.2	340	205	149	16	22	122	231	25	11	.265

RODRIGUEZ, JEREMY N.

C

HT: 5-8 **WT:** 185 **B/T:** S/R **HOMETOWN:** Bakersfield, CA
BORN: August 30, 1989 in Burbank, CA **OPENING DAY AGE:** 25
HIGH SCHOOL: Crespi Carmelite High School (CA) **COLLEGE:** Cal State Bakersfield (CA)
HOW ACQUIRED: Signed as a 16th-round selection in the 2011 First-Year Player Draft
SIGNED BY: Brent Mayne (Padres)

YR	CLUB	AVG	G	AB	R	H	2B	3B	HR	RBI	SH	SF	HP	BB	SO	SB	CS	OBP	SLG	E
2011	Eugene (A)	.211	38	90	11	19	1	0	0	13	0	4	5	29	20	0	1	.414	.222	3
2012	AZL Padres (R)	.556	3	9	4	5	0	1	0	3	1	0	0	2	0	0	0	.636	.778	0
	Fort Wayne (A)	.000	2	4	1	0	0	0	0	0	0	0	1	1	0	0	0	.200	.000	1
	Lake Elsinore (A)	.220	20	50	5	11	0	0	0	2	1	0	0	8	9	1	0	.328	.220	0
	San Antonio (AA)	.600	5	15	4	9	0	0	0	1	0	0	0	2	3	0	0	.647	.600	1
2013	San Antonio (AA)	.250	5	12	0	3	1	0	0	0	0	0	0	0	1	0	0	.250	.333	1
	Lake Elsinore (A)	.295	36	105	12	31	7	1	0	13	0	0	2	27	17	1	0	.448	.381	0
2014	Lake Elsinore (A)	.177	57	175	13	31	5	0	0	16	8	2	2	23	24	0	1	.277	.206	7
	Minor League Totals	.237	166	460	50	109	14	2	0	48	10	6	9	92	75	2	2	.370	.276	13

RONDON, JOSE GREGORIO

INF

HT: 6-1 **WT:** 160 **B/T:** R/R **HOMETOWN:** Villa de Cura, Venezuela
BORN: March 3, 1994 in Villa de Cura, Venezuela **OPENING DAY AGE:** 21
HOW ACQUIRED: Signed as a non-drafted free agent: January 13, 2011
SIGNED BY: Lebi Ochoa and Carlos Ramirez (Angels)
CAREER NOTES: 2014: Named the California League Rookie of the Year as well as a Post-Season All-Star...Selected to the World Roster at the SiriusXM Futures Game in Minneapolis, MN...2013: Named a Pioneer League Post-Season All-Star

YR	CLUB	AVG	G	AB	R	H	2B	3B	HR	RBI	SH	SF	HP	BB	SO	SB	CS	OBP	SLG	E
2011	AZL Angels (R)	.315	49	165	28	52	11	2	0	21	4	2	1	17	16	9	4	.378	.406	16
2012	AZL Angels (R)	.260	48	192	26	50	13	2	1	20	3	2	2	14	24	5	5	.314	.365	17
	Orem (R)	.300	6	20	4	6	1	1	0	1	1	1	0	2	3	1	0	.348	.450	1
2013	Orem (R)	.293	68	276	45	81	22	2	1	50	1	7	2	30	31	13	8	.359	.399	15
2014	Inland Empire (A)	.327	72	297	40	97	17	5	0	24	9	1	0	17	50	8	6	.362	.418	12
	AZL Angels (R)	.125	2	8	3	1	0	0	0	0	0	0	1	1	0	2	1	.300	.125	0
	Lake Elsinore (A)	.301	37	136	18	41	9	0	1	12	3	0	2	13	23	3	1	.371	.390	5
	Minor League Totals	.300	282	1094	164	328	73	12	3	128	21	13	8	94	147	41	25	.356	.397	66

ROSEN, YALE MARSHALL

OF

HT: 6-2 **WT:** 210 **B/T:** L/L **HOMETOWN:** Oak Harbor, WA
BORN: May 9, 1993 in Pasadena, CA **OPENING DAY AGE:** 21
HIGH SCHOOL: Oak Harbor High School (WA) **COLLEGE:** Washington State
HOW ACQUIRED: Signed as a 11th-round selection in the 2014 First-Year Player Draft
SIGNED BY: Justin Baughman (Padres)

YR	CLUB	AVG	G	AB	R	H	2B	3B	HR	RBI	SH	SF	HP	BB	SO	SB	CS	OBP	SLG	E
2014	Eugene (A)	.247	54	170	16	42	12	0	7	29	0	0	1	26	55	1	2	.350	.441	0

RUIZ, JOSE RAFAEL

C

HT: 6-1 **WT:** 190 **B/T:** R/R **HOMETOWN:** Guacara, Venezuela
BORN: October 21, 1994 in Guacara, Venezuela **OPENING DAY AGE:** 20
HOW ACQUIRED: Signed as a non-drafted free agent: July 2, 2011
SIGNED BY: Felix Feliz, Yfrain Linares, Luis Prieto and Randy Smith (Padres)

YR	CLUB	AVG	G	AB	R	H	2B	3B	HR	RBI	SH	SF	HP	BB	SO	SB	CS	OBP	SLG	E
2012	DSL Padres (R)	.176	55	204	13	36	5	0	1	11	0	0	2	6	41	1	1	.208	.216	16
2013	AZL Padres (R)	.224	33	107	10	24	6	2	0	16	0	1	3	2	25	0	0	.257	.318	11
	Lake Elsinore (A)	.200	1	5	1	1	0	0	0	1	0	0	0	0	3	0	0	.200	.200	0
2014	Eugene (A)	.187	43	155	12	29	7	0	0	7	1	1	2	1	36	0	0	.201	.232	8
	Minor League Totals	.191	132	471	36	90	18	2	1	35	1	2	7	9	105	1	1	.217	.244	35



SCOUTING & PLAYER DEVELOPMENT

RUSSELL, ROBERT GRIFFIN (GRIFFIN)

LHP

HT: 6-0 WT: 190 B/T: L/L HOMETOWN: Wichita Falls, TX
 BORN: March 5, 1994 in Wichita Falls, TX OPENING DAY AGE: 21
 HIGH SCHOOL: Wichita Falls High School (TX)
 HOW ACQUIRED: Signed as a 28th-round selection in the 2012 First-Year Player Draft
 SIGNED BY: Jeff Curtis (Padres)

YR	CLUB	W-L	ERA	G	GS	CG	SHO	SV	IP	H	R	ER	HR	HB	BB	SO	WP	BK	AVG
2012	AZL Padres (R)	1-1	6.99	16	0	0	0	0	28.1	39	31	22	1	1	27	18	5	1	.322
2013	AZL Padres (R)	0-1	6.30	9	3	0	0	0	20.0	22	16	14	1	4	13	24	3	0	.286
2014	Eugene (A)	0-3	4.97	11	5	0	0	0	29.0	32	18	16	3	3	18	29	2	0	.288
Minor League Totals		1-5	6.05	36	8	0	0	0	77.1	93	65	52	5	8	58	71	10	1	.301

SANTOS, TRAE ANTHONY

INF

HT: 6-1 WT: 235 B/T: L/L HOMETOWN: Helena, AL
 BORN: October 11, 1992 in Barrigada, Guam OPENING DAY AGE: 22
 HIGH SCHOOL: Pelham High School (AL) COLLEGE: Troy (AL)
 HOW ACQUIRED: Signed as a 17th-round selection in the 2013 First-Year Player Draft
 SIGNED BY: Andrew Salvo (Padres)
 CAREER NOTES: 2013: Named a Northwest League Mid-Season All-Star...Misc.: Became just the third native of Guam to be drafted...ranked third in the NCAA with 18 home runs in 2013...played baseball for two seasons in 2011-12 at Northwest Florida State College.

YR	CLUB	AVG	G	AB	R	H	2B	3B	HR	RBI	SH	SF	HP	BB	SO	SB	CS	OBP	SLG	E
2013	Eugene (A)	.248	56	210	18	52	15	0	3	20	1	0	5	12	58	1	0	.304	.362	7
2014	Eugene (A)	.204	49	162	15	33	8	1	4	26	0	1	5	20	47	2	0	.309	.340	4
Minor League Totals		.228	105	372	33	85	23	1	7	46	1	1	10	32	105	3	0	.306	.352	11

SANTOS, WILSON

RHP

HT: 6-2 WT: 220 B/T: R/R HOMETOWN: Villa Vasquez, DR
 BORN: October 20, 1991 in Villa Vasquez, DR OPENING DAY AGE: 23
 HOW ACQUIRED: Signed as a non-drafted free agent: November 1, 2011
 SIGNED BY: Felix Feliz and Ysrael Rojas (Padres)

YR	CLUB	W-L	ERA	G	GS	CG	SHO	SV	IP	H	R	ER	HR	HB	BB	SO	WP	BK	AVG
2012	DSL Padres (R)	0-3	5.46	25	0	0	0	1	31.1	32	32	19	0	5	22	22	9	0	.258
2013	AZL Padres (R)	0-0	4.80	23	0	0	0	0	30.0	32	26	16	0	2	21	27	15	3	.248
2014	Fort Wayne (A)	0-3	7.00	14	0	0	0	0	18.0	21	17	14	1	0	14	16	2	0	.288
	Eugene (A)	3-2	2.55	24	0	0	0	0	35.1	33	14	10	1	0	12	23	6	0	.237
Minor League Totals		3-8	4.63	86	0	0	0	1	114.2	118	89	59	2	7	69	88	32	3	.254

SAVINON, JOSE RAMON

INF

HT: 6-0 WT: 160 B/T: L/R HOMETOWN: Bani, DR
 BORN: February 17, 1996 in Bani, DR OPENING DAY AGE: 19
 HOW ACQUIRED: Signed as a non-drafted free agent: May 15, 2014
 SIGNED BY: N/A (Padres)

YR	CLUB	AVG	G	AB	R	H	2B	3B	HR	RBI	SH	SF	HP	BB	SO	SB	CS	OBP	SLG	E
2014	DSL Padres (R)	.300	50	180	29	54	4	3	0	18	0	0	1	23	15	9	3	.382	.356	12

SCOUTING & PLAYER DEVELOPMENT

SEGOVIA, ZACHARY ERNEST (ZACK)

RHP

HT: 6-4 WT: 240 B/T: R/R HOMETOWN: Tampa, FL
 BORN: April 11, 1983 in Dallas, TX OPENING DAY AGE: 31
 HIGH SCHOOL: Forney High School (TX)
 HOW ACQUIRED: Signed as a minor league free agent: February 5, 2015
 SIGNED BY: Paul Scott (Phillies)

CAREER NOTES: 2006: Pitched for Team USA in the qualifying tournament for the 2008 Olympics and earned a pair of wins... 2004: Missed the entire 2004 season after undergoing "Tommy John" surgery on his right elbow in October 2003 (Dr. James Andrews)... Misc.: Originally selected by the Philadelphia Phillies in the second of the First-Year Player Draft.

YR	CLUB	W-L	ERA	G	GS	CG	SHO	SV	IP	H	R	ER	HR	HB	BB	SO	WP	BK	AVG
2002	GCL Phillies (R)	3-2	2.10	8	8	0	0	0	34.1	21	11	8	0	3	3	30	1	0	.174
2003	Lakewood (A)	1-5	3.99	11	10	0	0	0	49.2	63	25	22	2	2	14	27	2	0	.307
	GCL Phillies (R)	0-1	4.00	5	4	0	0	0	9.0	8	5	4	0	1	0	6	0	0	.235
2004		0-0	0.00	0	0	0	0	0	0.0	0	0	0	0	0	0	0	0	0	--
2005	Clearwater (A)	4-14	5.54	27	27	0	0	0	144.2	168	98	89	18	17	48	83	9	1	.291
2006	Clearwater (A)	5-1	2.19	7	7	0	0	0	49.1	39	14	12	2	5	12	41	1	0	.222
	Reading (AA)	11-5	3.11	17	16	3	1	0	107.0	90	45	37	8	8	24	75	5	0	.226
2007	PHILADELPHIA	0-1	9.00	1	1	0	0	0	5.0	8	5	5	1	0	1	2	0	0	.400
	Ottawa (AAA)	1-9	6.05	13	13	1	0	0	77.1	99	55	52	8	2	28	22	4	0	.315
	Reading (AA)	5-3	4.84	10	10	0	0	0	57.2	65	34	31	4	5	22	30	1	0	.290
2008	Reading (AA)	0-1	14.40	4	1	0	0	0	5.0	7	9	8	1	0	6	1	1	0	.333
	Clearwater (A)	1-3	5.35	7	7	0	0	0	38.2	50	26	23	6	0	12	32	0	0	.316
	GCL Nationals (R)	1-0	4.50	2	1	0	0	0	6.0	5	3	3	0	1	1	6	1	0	.217
	Hagerstown (A)	0-1	7.20	1	1	0	0	0	5.0	8	4	4	0	1	0	3	0	0	.364
	Potomac (A)	2-1	2.70	3	3	0	0	0	16.2	17	8	5	2	2	3	13	0	0	.279
	Harrisburg (AA)	4-1	6.45	8	6	0	0	0	37.2	50	29	27	5	1	14	24	1	0	.327
2009	Harrisburg (AA)	1-3	3.68	24	3	0	0	1	44.0	57	19	18	2	3	19	39	1	0	.328
	Syracuse (AAA)	2-2	2.54	27	0	0	0	5	28.1	18	8	8	1	4	8	27	0	0	.184
	WASHINGTON	1-0	7.84	8	0	0	0	0	10.1	11	10	9	1	0	6	4	1	0	.282
2010	Scranton/WB (AAA)	3-2	4.19	44	0	0	0	4	62.1	68	32	29	6	2	14	51	5	0	.269
2011	Nashville (AAA)	5-4	3.98	45	0	0	0	2	63.1	70	31	28	6	3	38	50	5	0	.280
2012	Erie (AA)	5-6	5.98	12	12	1	0	0	64.2	83	49	43	11	4	22	30	2	0	.311
2013	Acereros (AAA)	0-1	6.75	4	3	0	0	0	12.0	17	12	9	0	1	4	8	1	0	.321
2014	Diablos Rojos (AAA)	4-4	5.95	14	11	0	0	0	65.0	85	43	43	7	3	18	59	6	0	.324
	Acereros (AAA)	2-2	2.59	6	6	0	0	0	41.2	40	13	12	0	0	5	25	3	0	.253
	Round Rock (AAA)	0-1	8.31	2	2	0	0	0	8.2	13	9	8	1	2	5	8	0	0	.342
Minor League Totals		54-65	4.54	277	131	5	1	12	909.1	999	514	459	83	66	293	598	39	1	.280
Major League Totals		1-1	8.22	9	1	0	0	0	15.1	19	15	14	2	0	7	6	1	0	.322
Mexican League Totals		6-7	4.85	24	20	0	0	0	118.2	142	68	64	7	4	27	92	10	0	.300

SCHULZ, NICHOLAS SCOTT

OF

HT: 6-3 WT: 220 B/T: R/R HOMETOWN: Mountain View, CA
 BORN: May 3, 1991 in Mountain View, CA OPENING DAY AGE: 23
 HIGH SCHOOL: St. Francis High School (CA) COLLEGE: San Jose State University
 HOW ACQUIRED: Signed as a non-drafted free agent: April 30, 2014
 SIGNED BY: Randy Johnson (Padres)

YR	CLUB	AVG	G	AB	R	H	2B	3B	RBI	SH	SF	HP	BB	SO	SB	CS	OBP	SLG	E
2014	Eugene (A)	.167	12	48	6	8	2	0	1	5	0	0	4	13	0	0	.231	.271	0
	Fort Wayne (A)	.341	49	176	30	60	8	2	8	30	2	0	2	11	47	1	.386	.545	0

SHEPHERD, MATTHEW KEITH

RHP

HT: 6-3 WT: 185 B/T: R/R HOMETOWN: Bluff City, TN
 BORN: May 2, 1990 in Bristol, TN OPENING DAY AGE: 24
 HIGH SCHOOL: Sullivan East High School (TN) COLLEGE: Tennessee Tech
 HOW ACQUIRED: Signed as a 31st-round selection in the 2012 First-Year Player Draft
 SIGNED BY: Mark Conner (Padres)

YR	CLUB	W-L	ERA	G	GS	CG	SHO	SV	IP	H	R	ER	HR	HB	BB	SO	WP	BK	AVG
2012	Eugene (A)	4-2	2.70	31	1	0	0	1	40.0	37	21	12	2	3	17	42	6	0	.239
2013	Fort Wayne (A)	4-4	4.04	36	8	0	0	1	93.2	85	48	42	8	4	44	79	12	0	.240
2014	Lake Elsinore (A)	6-1	5.02	43	5	0	0	1	86.0	81	50	48	8	5	37	96	11	0	.243
Minor League Totals		14-7	4.18	110	14	0	0	3	219.2	203	119	102	18	12	98	217	29	0	.241



SCOUTING & PLAYER DEVELOPMENT

SMITH, CHRISTOPHER MICHAEL

RHP

HT: 6-0 WT: 190 B/T: R/R

HOMETOWN: Hesperia, CA

BORN: April 9, 1981 in Apple Valley, CA

OPENING DAY AGE: 33

HIGH SCHOOL: Hesperia High School (CA)

COLLEGE: University of California, Riverside

HOW ACQUIRED: Signed as a minor league free agent: June 26, 2014

SIGNED BY: N/A (Red Sox)

CAREER NOTES: 2010: Named an Milwaukee Brewers Organization All-Star by MiLB.com... 2006: Named an Eastern League Mid-Season All-Star as a member of Double-A Portland... 2002: Signed with the Boston Red Sox as a fourth-round selection in the First-Year Player Draft.

YR	CLUB	W-L	ERA	G	GS	CG	SHO	SV	IP	H	R	ER	HR	HB	BB	SO	WP	BK	AVG
2002	Lowell (R)	3-3	4.13	14	14	0	0	0	56.2	54	29	26	3	2	14	50	5	0	.245
2003	GCL Red Sox (R)	0-2	6.48	3	2	0	0	0	8.1	11	8	6	0	0	4	3	1	0	.314
	Augusta (A)	3-3	4.27	8	8	0	0	0	46.1	48	22	22	4	3	5	25	3	1	.273
	Sarasota (A)	2-0	0.00	2	2	0	0	0	12.0	7	2	0	0	1	2	9	0	0	.186
2004	Portland (AA)	5-2	3.75	14	14	0	0	0	74.1	77	34	31	10	2	21	85	1	3	.268
2005	Portland (AA)	4-4	5.23	15	15	0	0	0	75.2	95	46	44	13	4	15	49	3	0	.315
	GCL Red Sox (R)	0-0	0.00	1	1	0	0	0	3.0	0	0	0	0	0	0	1	4	0	.000
2006	Portland (AA)	9-6	4.05	20	20	1	1	0	115.2	114	57	52	9	10	29	78	4	3	.257
	Pawtucket (AAA)	1-1	3.21	7	6	0	0	0	33.2	33	16	12	2	1	9	23	1	0	.250
2007	Portland (AA)	6-9	4.41	30	14	0	0	1	104.0	126	57	51	10	8	42	80	7	1	.309
	Pawtucket (AAA)	0-0	1.80	2	0	0	0	0	5.0	12	5	1	1	1	0	2	0	0	.444
2008	Pawtucket (AAA)	1-5	3.19	37	4	0	0	15	59.1	54	23	21	6	2	11	52	2	0	.242
	BOSTON	1-0	7.85	12	0	0	0	0	18.1	18	16	16	6	0	7	13	0	0	.261
2009	Nashville (AAA)	2-0	1.27	28	0	0	0	17	42.2	31	7	6	3	2	6	49	1	0	.204
	MILWAUKEE	0-0	4.11	35	0	0	0	0	46	41	21	21	11	3	19	35	1	0	.232
2010	Nashville (AAA)	4-3	3.56	47	0	0	0	26	48.0	47	23	19	7	0	21	62	3	0	.257
	MILWAUKEE	0-0	5.4	3	0	0	0	0	3.1	4	2	2	0	0	1	4	0	0	.308
2011	Tacoma (AAA)	1-1	6.75	13	0	0	0	2	18.2	30	14	14	3	0	12	22	2	0	.366
2012									Did Not Pitch										
2013	Wichita (IND)	8-4	3.55	20	20	2	0	0	132.0	119	69	52	9	7	35	112	7	0	--
2014	Sugar Land (IND)	6-0	2.15	12	8	0	0	0	50.1	40	13	12	2	5	10	55	4	0	--
	El Paso (AAA)	2-1	5.61	14	6	0	0	0	43.1	44	29	27	5	4	19	46	6	0	.263
Minor League Totals		43-40	4.00	255	106	1	1	61	746.2	784	372	332	76	40	210	639	39	8	.241
Major League Totals		1-0	5.19	50	0	0	0	0	67.2	63	39	39	17	3	27	52	1	0	.243
Independent League Totals		14-4	3.16	32	28	2	0	0	182.1	159	82	64	11	12	45	167	11	0	--

SMITH, MASON LUNT

OF

HT: 6-2 WT: 195 B/T: R/R

HOMETOWN: Meridian, ID

BORN: March 16, 1995 in Salt Lake City, UT

OPENING DAY AGE: 20

HIGH SCHOOL: Rocky Mountain High School (ID)

HOW ACQUIRED: Signed as a fourth-round selection in the 2013 First-Year Player Draft

SIGNED BY: Justin Baughman (Padres)

CAREER NOTES: Misc.: Became the first Idahoan drafted in the first 10 rounds since Allen Langdon (10th round in 2005)

YR	CLUB	AVG	G	AB	R	H	2B	3B	HR	RBI	SH	SF	HP	BB	SO	SB	CS	OBP	SLG	E
2013	AZL Padres (R)	.209	37	129	13	27	11	2	0	11	0	0	2	14	45	3	1	.297	.326	1
2014	AZL Padres (R)	.199	44	151	20	30	5	2	1	10	0	3	9	22	53	2	1	.330	.278	1
Minor League Totals		.204	81	280	33	57	16	4	1	21	0	3	11	36	98	5	2	.315	.300	2

SOLANO, EDUARDO

LHP

HT: 6-3 WT: 203 B/T: L/L

HOMETOWN: San Cristobal, DR

BORN: May 22, 1997 in San Cristobal, DR

OPENING DAY AGE: 17

HOW ACQUIRED: Signed as a non-drafted free agent: July 2, 2014

SIGNED BY: Felix Feliz and Ysrael Rojas (Padres)

YR	CLUB	W-L	ERA	G	GS	CG	SHO	SV	IP	H	R	ER	HR	HB	BB	SO	WP	BK	AVG
2012	DSL Padres (R)	0-0	3.38	4	0	0	0	0	8.0	10	3	3	0	1	4	6	4	0	.303

SOLANO, LEONARDO

RHP

HT: 6-4 WT: 200 B/T: R/R

HOMETOWN: Villa Mella, DR

BORN: January 18, 1992 in Villa Mella, DR

OPENING DAY AGE: 23

HOW ACQUIRED: Signed as a non-drafted free agent: November 1, 2011

SIGNED BY: Felix Feliz and Ysrael Rojas (Padres)

YR	CLUB	W-L	ERA	G	GS	CG	SHO	SV	IP	H	R	ER	HR	HB	BB	SO	WP	BK	AVG
2012	DSL Padres (R)	1-0	2.45	11	7	0	0	0	40.1	25	21	11	1	6	30	40	11	1	.177
2013							Injured - Did not pitch												
2014	AZL Padres (R)	1-1	11.70	12	0	0	0	0	10.0	9	13	13	3	3	16	9	4	0	.237
Minor League Totals		2-1	4.29	23	7	0	0	0	50.1	34	34	24	4	9	46	49	15	1	.190

SOSA, CARLOS ALBERTO

INF

HT: 6-1 WT: 190 B/T: R/R

HOMETOWN: Santo Domingo, DR

BORN: August 7, 1995 in Santo Domingo, DR

OPENING DAY AGE: 19

HOW ACQUIRED: Signed as a non-drafted free agent: November 1, 2013

SIGNED BY: Randy Smith, Felix Feliz and Ysrael Rojas (Padres)

YR	CLUB	AVG	G	AB	R	H	2B	3B	HR	RBI	SH	SF	HP	BB	SO	SB	CS	OBP	SLG	E
2014	DSL Padres (R)	.241	36	141	17	34	8	1	3	28	0	1	4	12	35	1	1	.316	.376	12

SOTILLO, JOSE ANDRES

OF

HT: 6-1 WT: 175 B/T: R/R

HOMETOWN: Tucupita, Venezuela

BORN: May 13, 1996 in Tucupita, Venezuela

OPENING DAY AGE: 18

HOW ACQUIRED: Signed as a non-drafted free agent: October 2, 2013

SIGNED BY: Felix Feliz, Yfrain Linares and Victor Magdaleno (Padres)

YR	CLUB	AVG	G	AB	R	H	2B	3B	HR	RBI	SH	SF	HP	BB	SO	SB	CS	OBP	SLG	E
2014	DSL Padres (R)	.195	56	169	21	33	3	1	0	9	1	0	11	23	68	7	2	.330	.225	4

SCOUTING & PLAYER DEVELOPMENT

STEVENS, RIVER KENTON

INF

HT: 6-0 WT: 185 B/T: L/R HOMETOWN: Escondido, CA
 BORN: January 10, 1992 in Fountain Valley, CA OPENING DAY AGE: 23
 HIGH SCHOOL: Mission Hills High School (CA) COLLEGE: Allan Hancock College (CA)
 HOW ACQUIRED: Signed as a ninth-round selection in the 2012 First-Year Player Draft
 SIGNED BY: Brent Mayne (Padres)

YR	CLUB	AVG	G	AB	R	H	2B	3B	HR	RBI	SH	SF	HP	BB	SO	SB	CS	OBP	SLG	E
2012	Eugene (A)	.241	49	170	23	41	7	0	0	17	4	0	0	15	22	3	2	.303	.282	13
2013																				
2014	Fort Wayne (A)	.248	26	101	14	25	1	2	1	9	0	1	0	4	13	2	0	.274	.327	13
	Lake Elsinore (A)	.150	7	20	1	3	0	0	0	0	0	0	0	3	4	0	0	.261	.150	1
	Eugene (A)	.267	24	86	12	23	4	0	0	10	1	1	3	7	16	7	2	.340	.314	4
Minor League Totals		.244	106	377	50	92	12	2	1	36	5	2	3	29	55	12	4	.302	.294	31

STEWART, CAMERON DAVID (CAM)

LHP

HT: 6-8 WT: 230 B/T: L/R HOMETOWN: San Jose, CA
 BORN: September 9, 1994 in Newport Beach, CA OPENING DAY AGE: 20
 HIGH SCHOOL: Valley Christian High School (CA)
 HOW ACQUIRED: Signed as a 20th-round selection in the 2012 First-Year Player Draft
 SIGNED BY: Noah Jackson (Padres)

YR	CLUB	W-L	ERA	G	GS	CG	SHO	SV	IP	H	R	ER	HR	HB	BB	SO	WP	BK	AVG
2012	AZL Padres (R)	1-2	6.75	13	1	0	0	0	30.2	38	27	23	0	3	22	14	3	0	.314
2013	AZL Padres (R)	4-5	4.15	13	13	0	0	0	52.0	51	35	24	2	8	23	40	5	2	.259
2014	AZL Padres (R)	0-2	18.00	2	2	0	0	0	2.0	3	4	4	0	2	3	1	1	0	.333
Minor League Totals		5-9	5.42	28	16	0	0	0	84.2	92	66	51	2	13	48	55	9	2	.281

SUAREZ, FELIX GABRIEL

INF

HT: 6-0 WT: 180 B/T: R/R HOMETOWN: Santo Domingo, DR
 BORN: January 9, 1996 in Santo Domingo, DR OPENING DAY AGE: 19
 HOW ACQUIRED: Signed as a non-drafted free agent: August 2, 2013
 SIGNED BY: Randy Smith and Felix Feliz (Padres)

YR	CLUB	AVG	G	AB	R	H	2B	3B	HR	RBI	SH	SF	HP	BB	SO	SB	CS	OBP	SLG	E
2014	DSL Padres (R)	.208	41	144	20	30	8	2	1	10	2	1	2	16	52	9	4	.294	.313	3

SULLIVAN, GERALD MICHAEL (JERRY)

RHP

HT: 6-4 WT: 225 B/T: R/R HOMETOWN: Cornell, IL
 BORN: January 18, 1988 in Denville, NJ OPENING DAY AGE: 27
 HIGH SCHOOL: Mount Olive High School (NJ) COLLEGE: Oral Roberts (OK)
 HOW ACQUIRED: Signed as a third-round selection in the 2009 First-Year Player Draft
 SIGNED BY: Lane Decker (Padres)
 CAREER NOTES: 2010: Named a Midwest League Mid-Season All-Star

YR	CLUB	W-L	ERA	G	GS	CG	SHO	SV	IP	H	R	ER	HR	HB	BB	SO	WP	BK	AVG
2009	Eugene (A)	5-3	4.02	16	9	0	0	0	53.2	44	26	24	5	4	27	58	7	2	.219
2010	Fort Wayne (A)	7-4	4.03	27	26	0	0	0	116.0	119	63	52	9	4	29	92	1	2	.264
2011	Lake Elsinore (A)	6-9	5.95	28	28	0	0	0	134.2	184	111	89	17	2	32	74	4	0	.323
2012	Lake Elsinore (A)	4-5	4.20	49	3	0	0	2	81.1	86	42	38	8	4	12	82	7	0	.275
2013																			
2014	San Antonio (AA)	3-2	1.80	24	0	0	0	1	25.0	19	6	5	0	0	10	27	4	1	.211
	El Paso (AAA)	2-1	2.65	30	0	0	0	12	34.0	24	11	10	2	0	10	39	3	0	.197
Minor League Totals		27-24	4.41	174	66	0	0	15	444.2	476	259	218	41	14	120	372	26	5	.273

TATE, DONAVAN REED

OF

HT: 6-3 WT: 200 B/T: R/R HOMETOWN: Cartersville, GA
 BORN: September 27, 1990 in Cartersville, GA OPENING DAY AGE: 24
 HIGH SCHOOL: Cartersville (GA)
 HOW ACQUIRED: Signed as first-round (third overall) selection in the 2009 First-Year Player Draft
 SIGNED BY: Ash Lawson (Padres)
 CAREER NOTES: 2011: Rated by *Baseball America* as the No. 8 prospect in the San Diego organization entering the season...also rated as the best athlete in the Padres organization in *Baseball America*'s best tools survey...2010: Rated by *Baseball America* as the No. 1 prospect in the San Diego organization entering the season...also rated as the best athlete and best defensive outfielder in the San Diego organization by *Baseball America*'s best tools survey...Misc.: Hit 32 home runs over his high school career and was named an All-American in 2008...committed to play baseball and football at the University of North Carolina, but chose instead to sign with the Padres...is the son of former NFL running back Lars Tate.

YR	CLUB	AVG	G	AB	R	H	2B	3B	HR	RBI	SH	SF	HP	BB	SO	SB	CS	OBP	SLG	E
2010	AZL Padres (R)	.222	25	90	19	20	5	0	2	10	0	1	1	15	41	7	1	.336	.344	1
2011	Fort Wayne (A)	.316	6	19	3	6	2	0	0	2	0	0	0	4	3	2	2	.435	.421	1
	Eugene (A)	.283	33	127	24	36	8	4	0	20	0	1	2	25	32	17	5	.406	.409	1
2012	Fort Wayne (A)	.207	52	193	26	40	6	0	1	21	1	1	2	22	62	10	5	.294	.254	5
	Lake Elsinore (A)	.247	55	178	28	44	6	2	0	7	1	0	4	38	56	11	9	.391	.303	5
2013	Eugene (A)	.213	23	75	6	16	4	2	0	6	0	0	2	11	29	3	1	.330	.320	0
2014																				
Minor League Totals		.238	194	682	106	162	31	8	3	66	2	3	11	115	223	50	23	.355	.320	13



SCOUTING & PLAYER DEVELOPMENT

TEJADA, LUIS MIGUEL

1B/OF

HT: 6-3 WT: 175 B/T: R/R HOMETOWN: San Francisco de Macoris, DR
 BORN: October 12, 1992 in Constanza, DR
 HOW ACQUIRED: Signed as a non-drafted free agent: January 16, 2010
 OPENING DAY AGE: 22
 SIGNED BY: Felix Feliz, Juan Lara and Martin Jose (Padres)
 CAREER NOTES: 2013: Named a Midwest League Mid-Season All-Star

YR	CLUB	AVG	G	AB	R	H	2B	3B	HR	RBI	SH	SF	HP	BB	SO	SB	CS	OBP	SLG	E
2010	DSL Padres (R)	.228	64	189	20	43	10	0	0	24	0	2	7	23	50	3	7	.330	.280	4
2011	DSL Padres (R)	.276	67	217	48	60	12	2	8	42	1	2	7	35	60	16	6	.391	.461	4
2012	AZL Padres (R)	.293	46	181	34	53	8	3	0	19	0	1	1	16	40	10	3	.352	.370	8
2013	Fort Wayne (A)	.227	112	423	44	96	19	4	2	37	3	4	5	19	92	18	5	.266	.305	16
2014	Fort Wayne (A)	.247	46	158	19	39	6	1	3	18	1	1	6	9	36	2	0	.310	.354	4
	San Antonio (AA)	.333	2	6	1	2	0	0	0	1	0	0	1	0	1	0	0	.429	.333	0
	Lake Elsinore (A)	.190	12	42	5	8	2	0	0	2	0	0	1	2	12	0	0	.244	.238	0
Minor League Totals		.248	349	1216	171	301	57	10	13	143	5	10	28	104	291	49	21	.319	.343	36

TORRES, NICK CAWLEY

OF

HT: 6-1 WT: 220 B/T: R/R HOMETOWN: Lakewood, CA
 BORN: June 30, 1993 in Lakewood, CA
 HIGH SCHOOL: Lakewood High School (CA)
 COLLEGE: California Polytechnic State University, San Luis Obispo
 HOW ACQUIRED: Signed as a fourth-round selection in the 2014 First-Year Player Draft
 SIGNED BY: Brent Mayne (Padres)

YR	CLUB	AVG	G	AB	R	H	2B	3B	HR	RBI	SH	SF	HP	BB	SO	SB	CS	OBP	SLG	E
2014	AZL Padres (R)	.000	1	1	1	0	0	0	0	0	0	0	0	1	0	0	0	.500	.000	0
	Eugene (A)	.254	43	169	20	43	11	0	3	23	0	0	2	7	42	2	2	.292	.373	1

TURNER, TREA VANCE

INF

HT: 6-1 WT: 175 B/T: R/R HOMETOWN: Lake Worth, FL
 BORN: June 30, 1993 in Boynton Beach, FL
 HIGH SCHOOL: Park Vista Community High School (FL)
 COLLEGE: North Carolina State
 HOW ACQUIRED: Signed as a first-round selection (13th overall) in the 2014 First-Year Player Draft
 SIGNED BY: Tyler Stubblefield (Padres)
 CAREER NOTES: 2013: Named an Organization All-Star by MiLB.com

YR	CLUB	AVG	G	AB	R	H	2B	3B	HR	RBI	SH	SF	HP	BB	SO	SB	CS	OBP	SLG	E
2014	Eugene (A)	.228	23	92	14	21	2	0	1	2	0	0	2	11	19	9	1	.324	.283	1
	Fort Wayne (A)	.369	46	187	31	69	14	2	4	22	1	1	3	24	48	14	3	.447	.529	3

UGUETO, ELYS (LUIS)

INF

HT: 6-1 WT: 180 B/T: R/R HOMETOWN: Caracas, Venezuela
 BORN: August 5, 1996 in Caracas, Venezuela
 HOW ACQUIRED: Signed as a non-drafted free agent: November 1, 2012
 SIGNED BY: Felix Feliz, Yfrain Linares and Luis Prieto (Padres)

YR	CLUB	AVG	G	AB	R	H	2B	3B	HR	RBI	SH	SF	HP	BB	SO	SB	CS	OBP	SLG	E
2013	DSL Padres (R)	.148	39	122	11	18	1	1	0	12	2	2	1	15	37	1	4	.243	.172	13
2014	Did Not Play																			

URENA, JOSE CARLOS

OF

HT: 6-3 WT: 180 B/T: R/R HOMETOWN: Ciudad Obregon, Mexico
 BORN: January 14, 1995 in Ciudad Obregon, Mexico
 HOW ACQUIRED: Signed as a non-drafted free agent: August 17, 2011
 SIGNED BY: Robert Rowley, Juan Lara and Randy Smith (Padres)
 CAREER NOTES: 2013: Led the Arizona League in home runs, total bases (97) and tied for league-lead with 25 extra-base hits...also was third in RBI and slugging pct...Named an Arizona League Post-Season All-Star and Baseball America No. 5 prospect in the league.

YR	CLUB	AVG	G	AB	R	H	2B	3B	HR	RBI	SH	SF	HP	BB	SO	SB	CS	OBP	SLG	E
2012	DSL Padres (R)	.285	57	214	37	61	13	3	6	33	0	4	8	28	58	3	6	.382	.458	4
2013	AZL Padres (R)	.257	49	191	32	49	11	5	9*	34	0	1	3	22	54	1	2	.341	.508	2
2014	Fort Wayne (A)	.165	19	79	7	13	3	1	2	11	0	0	2	5	27	0	0	.233	.304	2
	Eugene (A)	.196	44	158	14	31	8	0	4	13	0	1	3	16	65	0	3	.281	.323	1
Minor League Totals		.240	169	642	90	154	35	9	21	91	0	6	16	71	204	4	11	.328	.421	9

URIAS, LUIS FERNANDO

INF

HT: 5-9 WT: 160 B/T: R/R HOMETOWN: Magdalena de Kino, Mexico
 BORN: June 3, 1997 in Magdalena de Kino, Mexico
 HOW ACQUIRED: Signed as a non-drafted free agent: December 27, 2013
 SIGNED BY: Chad MacDonald and Robert Rowley (Padres)

YR	CLUB	AVG	G	AB	R	H	2B	3B	HR	RBI	SH	SF	HP	BB	SO	SB	CS	OBP	SLG	E
2014	DSL Padres (R)	.100	2	10	1	1	0	0	0	0	0	0	0	1	1	0	0	.381	.339	0
	AZL Padres (R)	.310	43	155	29	48	5	1	0	14	1	1	4	18	13	10	6	.393	.355	7

SCOUTING & PLAYER DEVELOPMENT

VALENZUELA, RICARDO ALFONSO

C

HT: 6-0 WT: 190 B/T: R/R HOMETOWN: Hermosillo, Mexico
 BORN: August 4, 1990 in Hermosillo, Mexico
 HOW ACQUIRED: Signed as a non-drafted free agent: January 31, 2010
 SIGNED BY: Robert Rowley (Padres)

YR	CLUB	AVG	G	AB	R	H	2B	3B	HR	RBI	SH	SF	HP	BB	SO	SB	CS	OBP	SLG	E
2010	DSL Padres (R)	.257	29	70	8	18	4	1	0	10	0	2	1	7	13	3	2	.325	.343	4
2011	DSL Padres (R)	.250	31	72	10	18	6	0	0	6	0	0	2	11	6	1	2	.365	.333	3
2012	DSL Padres (R)	.275	42	120	14	33	6	0	1	15	0	0	2	15	12	1	4	.365	.350	3
2013	AZL Padres (R)	.221	19	68	8	15	3	0	0	6	0	0	0	5	13	0	0	.274	.265	2
2014	AZL Padres (R)	.250	34	96	12	24	4	1	1	11	1	3	3	8	17	1	0	.318	.344	2
Minor League Totals		.254	163	426	52	108	23	2	2	48	1	5	8	46	61	6	8	.334	.331	14

VANMETER, JOSHUA MICHAEL

INF

HT: 5-11 WT: 165 B/T: L/R HOMETOWN: Ossian, IN
 BORN: March 10, 1995 in Ossian, IN
 HIGH SCHOOL: Norwell High School (IN)
 HOW ACQUIRED: Signed as a fifth-round selection in the 2013 First-Year Player Draft
 SIGNED BY: Mark Conner (Padres)

YR	CLUB	AVG	G	AB	R	H	2B	3B	HR	RBI	SH	SF	HP	BB	SO	SB	CS	OBP	SLG	E
2013	AZL Padres (R)	.278	44	158	33	44	7	2	0	16	1	1	2	24	25	10	4	.378	.348	11
2014	Fort Wayne (A)	.254	116	421	49	107	24	0	3	39	2	0	1	34	87	8	4	.311	.333	18
Minor League Totals		.261	160	579	82	151	31	2	3	55	3	1	3	58	112	18	8	.331	.337	29

VERBITSKY, BRYAN CHRISTOPHER

RHP

HT: 5-11 WT: 205 B/T: R/R HOMETOWN: Levittown, NY
 BORN: June 11, 1992 in Levittown, NY
 HIGH SCHOOL: Island Trees High School (NY)
 COLLEGE: Hofstra (NY)
 HOW ACQUIRED: Signed as a third-round selection in the 2013 First-Year Player Draft
 SIGNED BY: Jim Bretz (Padres)
 CAREER NOTES: 2014: Named a Northwest League Mid-Season All-Star

YR	CLUB	W-L	ERA	G	GS	CG	SHO	SV	IP	H	R	ER	HR	HB	BB	SO	WP	BK	AVG
2013	Eugene (A)	0-6	4.01	14	14	0	0	0	49.1	42	25	22	2	2	38	47	2	0	.239
2014	Lake Elsinore (A)	0-1	5.40	1	1	0	0	0	3.1	3	2	2	2	0	6	2	0	0	.231
	Fort Wayne (A)	0-1	13.50	3	2	0	0	0	8.0	16	13	12	1	0	5	8	2	0	.410
	Eugene (A)	2-2	1.67	23	0	0	0	10	27.0	13	6	5	0	0	10	42	0	0	.144
Minor League Totals		2-10	4.21	41	17	0	0	10	87.2	74	46	41	5	2	59	99	4	0	.233

VILTER, NICK PAUL

INF

HT: 6-4 WT: 220 B/T: R/R HOMETOWN: Seal Beach, CA
 BORN: October 6, 1993 in Seal Beach, CA
 HIGH SCHOOL: Los Alamitos High School (CA)
 COLLEGE: University of California, Riverside
 HOW ACQUIRED: Signed as a ninth-round selection in the 2014 First-Year Player Draft
 SIGNED BY: Josh Emmerick (Padres)

YR	CLUB	AVG	G	AB	R	H	2B	3B	HR	RBI	SH	SF	HP	BB	SO	SB	CS	OBP	SLG	E
2014	AZL Padres (R)	.111	3	9	2	1	0	0	0	1	0	0	1	1	2	0	0	.273	.111	0
	Eugene (A)	.216	23	74	11	16	4	1	0	8	1	0	4	15	21	1	1	.376	.297	5

VIZCAINO, MANUEL ALEXANDER

INF

HT: 6-0 WT: 165 B/T: R/R HOMETOWN: Bani, DR
 BORN: January 8, 1996 in Bani, DR
 HOW ACQUIRED: Signed as a non-drafted free agent: December 26, 2012
 SIGNED BY: Felix Feliz and Randy Smith (Padres)
 CAREER NOTES: 2014: Named a Dominican Summer League Mid-Season All-Star

YR	CLUB	AVG	G	AB	R	H	2B	3B	HR	RBI	SH	SF	HP	BB	SO	SB	CS	OBP	SLG	E
2013	DSL Padres (R)	.204	29	98	12	20	2	0	0	5	0	0	4	10	35	0	2	.304	.224	14
2014	DSL Padres (R)	.265	61	219	29	58	9	5	1	14	0	1	5	24	66	9	7	.349	.365	21
Minor League Totals		.246	90	317	41	78	11	5	1	19	0	1	9	34	101	9	9	.335	.322	35

WATROUS, MITCH EARL

RHP

HT: 6-6 WT: 205 B/T: R/R HOMETOWN: Riverton, UT
 BORN: December 31, 1992 in Salt Lake City, UT
 HIGH SCHOOL: Riverton High School (UT)
 COLLEGE: University of Utah
 HOW ACQUIRED: Signed as a compensation-round (55th overall) selection in the 2012 First-Year Player Draft
 SIGNED BY: Willie Bosque (Padres)

YR	CLUB	W-L	ERA	G	GS	CG	SHO	SV	IP	H	R	ER	HR	HB	BB	SO	WP	BK	AVG
2014	AZL Padres (R)	1-0	10.80	3	0	0	0	0	3.1	6	4	4	0	0	1	4	2	0	.400



SCOUTING & PLAYER DEVELOPMENT

WEICKEL, CHARLES WALKER (WALKER) RHP

HT: 6-6 WT: 195 B/T: R/R HOMETOWN: Orlando, FL
 BORN: November 14, 1993 in Orlando, FL OPENING DAY AGE: 21
 HIGH SCHOOL: Olympia High School (FL)
 HOW ACQUIRED: Signed as a compensation-round (55th overall) selection in the 2012 First-Year Player Draft
 SIGNED BY: Willie Bosque (Padres)

YR	CLUB	W-L	ERA	G	GS	CG	SHO	SV	IP	H	R	ER	HR	HB	BB	SO	WP	BK	AVG
2012	AZL Padres (R)	1-3	4.50	9	6	0	0	0	14.0	16	17	7	0	0	6	12	2	0	.282
2013	Fort Wayne (A)	3-6	5.04	24	23	0	0	0	110.2	125	72	62	8	8	43	82	5	0	.283
2014	Fort Wayne (A)	1-8	6.32	15	15	0	0	0	72.2	94	65	51	8	6	34	39	12	0	.308
	AZL Padres (R)	1-0	1.29	2	2	0	0	0	7.0	5	1	1	0	1	2	3	0	0	.208
	Eugene (A)	0-3	6.09	7	7	0	0	0	34.0	47	31	23	3	5	17	20	7	1	.318
Minor League Totals		6-20	5.44	57	53	0	0	0	238.1	287	186	144	19	20	102	156	26	1	.293

WEIR, TYLER JORDAN (T.J.) RHP

HT: 6-0 WT: 205 B/T: R/R HOMETOWN: Kokomo, IN
 BORN: September 15, 1991 in Kokomo, IN OPENING DAY AGE: 23
 HIGH SCHOOL: Kokomo High School (IN) COLLEGE: Ball State University
 HOW ACQUIRED: Signed as a 17th-round selection in the 2014 First-Year Player Draft
 SIGNED BY: Matt Thomas (Padres)

YR	CLUB	W-L	ERA	G	GS	CG	SHO	SV	IP	H	R	ER	HR	HB	BB	SO	WP	BK	AVG
2014	AZL Padres (R)	2-0	0.42	12	6	0	0	0	21.2	11	2	1	0	0	6	24	1	1	.151

WILSON, CLINTON TYLER (TYLER) RHP

HT: 6-2 WT: 215 B/T: R/R HOMETOWN: Gaffney, SC
 BORN: November 27, 1991 in Gaffney, SC OPENING DAY AGE: 23
 HIGH SCHOOL: Gaffney High School (SC) COLLEGE: Tennessee Wesleyan College
 HOW ACQUIRED: Signed as a 20th-round selection in the 2014 First-Year Player Draft
 SIGNED BY: Matt Thomas (Padres)

YR	CLUB	W-L	ERA	G	GS	CG	SHO	SV	IP	H	R	ER	HR	HB	BB	SO	WP	BK	AVG
2014	AZL Padres (R)	0-1	1.04	8	0	0	0	0	8.2	6	4	1	1	0	3	17	0	0	.194

WISSMANN, DANNY ADAM LHP

HT: 5-10 WT: 180 B/T: L/L HOMETOWN: Arbutus, MD
 BORN: May 6, 1992 in Pasadena, MD OPENING DAY AGE: 22
 HIGH SCHOOL: Hammond High School (MD) COLLEGE: University of South Carolina, Aiken
 HOW ACQUIRED: Signed as a 22nd-round selection in the 2014 First-Year Player Draft
 SIGNED BY: Tyler Stubblefield (Padres)

YR	CLUB	W-L	ERA	G	GS	CG	SHO	SV	IP	H	R	ER	HR	HB	BB	SO	WP	BK	AVG
2014	Eugene (A)	1-0	0.00	1	0	0	0	0	1.0	1	0	0	0	0	0	1	0	0	.200

WOOD, TYLER WESLEY RHP

HT: 6-3 WT: 225 B/T: R/R HOMETOWN: St. Louis, MO
 BORN: October 17, 1991 in Clayton, MO OPENING DAY AGE: 23
 HIGH SCHOOL: Chaminade Prep (MO) COLLEGE: Furman University (SC)
 HOW ACQUIRED: Signed as a 37th-round selection in the 2014 First-Year Player Draft
 SIGNED BY: Tyler Stubblefield (Padres)

YR	CLUB	W-L	ERA	G	GS	CG	SHO	SV	IP	H	R	ER	HR	HB	BB	SO	WP	BK	AVG
2014	AZL Padres (R)	0-0	1.66	12	0	0	0	0	21.2	13	4	4	0	0	0	22	1	0	.167
	Lake Elsinore (A)	0-0	27.00	1	0	0	0	0	1.0	5	3	3	1	0	0	1	0	0	.714
	Fort Wayne (A)	0-1	7.53	6	0	0	0	0	14.1	18	12	12	3	1	2	10	1	0	.300

YARDLEY, ERIC CHRISTIAN RHP

HT: 6-0 WT: 165 B/T: R/R HOMETOWN: Richland, WA
 BORN: August 18, 1990 in Richland, WA OPENING DAY AGE: 24
 HIGH SCHOOL: Richland High School (WA) COLLEGE: Seattle (WA)
 HOW ACQUIRED: Signed as a non-drafted free agent: July 21, 2013
 SIGNED BY: Justin Baughman (Padres)

YR	CLUB	W-L	ERA	G	GS	CG	SHO	SV	IP	H	R	ER	HR	HB	BB	SO	WP	BK	AVG
2013	Taos (IND)	0-0	4.15	3	0	0	0	0	4.1	4	5	2	0	0	7	3	1	0	--
	Trinidad (IND)	0-0	1.80	4	0	0	0	0	5	5	3	1	1	0	1	7	0	1	--
	AZL Padres (R)	2-0	1.89	12	0	0	0	2	19.0	15	5	4	0	1	2	18	1	0	.205
2014	Fort Wayne (A)	2-4	2.95	42	0	0	0	3	58.0	48	24	19	1	4	10	52	1	0	.218
	San Antonio (AA)	0-0	3.00	4	0	0	0	0	6.0	3	2	2	0	1	4	7	0	0	.150
Minor League Totals		4-4	2.71	58	0	0	0	5	83.0	66	31	25	1	6	16	77	2	0	.211
Independent League Totals		0-0	2.89	7	0	0	0	0	9.1	9	8	3	1	0	8	10	1	1	--

YNFANTE, STARLING YGNACIO RHP

HT: 6-2 WT: 200 B/T: R/R HOMETOWN: Santiago de los Caballeros, DR
 BORN: February 23, 1994 in Santiago de los Caballeros, DR OPENING DAY AGE: 21
 HOW ACQUIRED: Signed as a non-drafted free agent: November 1, 2012
 SIGNED BY: Felix Feliz, Martin Jose and Randy Smith (Padres)

YR	CLUB	W-L	ERA	G	GS	CG	SHO	SV	IP	H	R	ER	HR	HB	BB	SO	WP	BK	AVG
2013	DSL Padres (R)	0-2	2.33	14	9	0	0	0	38.2	20	16	10	3	6	33	45	14	0	.152
2014	AZL Padres (R)	0-4	4.42	8	4	0	0	0	18.1	9	12	9	4	1	12	17	4	1	.134
Minor League Totals		0-6	3.00	22	13	0	0	0	57.0	29	28	19	7	7	45	62	18	1	.146



MISCELLANEOUS



PETCO PARK INFORMATION



OPENING DAY: April 8, 2004

PETCO PARK ADDRESS: 19 Tony Gwynn Drive...the Padres announced the address during post-game ceremonies honoring "Mr. Padre," Tony Gwynn, following the last game of his 20-year playing career on October 7, 2001...the frontage road between Park Blvd. and Seventh Avenue was officially renamed Tony Gwynn Drive on March 11, 2004.

OFFICE ADDRESS: 100 Park Blvd., San Diego, CA 92101

OWNERSHIP: Owned 70 percent by the City of San Diego and 30 percent by the San Diego Padres for 30 years (through 2034), and 100 percent by the City thereafter.

BALLPARK OPERATOR: San Diego Padres Baseball Club, under a Joint Use & Management Agreement (JUMA) with City of San Diego.

NAMING RIGHTS SPONSOR: Petco Animal Supplies, Inc., San Diego, CA.

CAPACITY: 41,164 fixed seats, plus ADA accessible seating and additional "Park Passes" that provide access to standing room locations throughout the ballpark and lawn seating in the Park at the Park.

SECURITY: Prior to the 2015 season, as part of a Major League Baseball initiative to strengthen and standardize security practices across the League, CEIA walk-through metal detectors were installed at all Petco Park entry gates and access points. In addition to pre-existing bag checks prior to entry, all guests must now be screened prior to entering the ballpark, with no exceptions.

PLAYING SURFACE: Bandera Bermuda overseeded with Ryegrass.

FIELD DIMENSIONS: Prior to the 2013 season, the Padres altered the dimensions of Petco Park. From the right field porch to the right center gap, the wall was moved in 11 feet, and at the deepest point in left center field, the fence was moved in from 402 feet to 390 feet. After the 2014 season, the club improved the left field seating area and in doing so, brought in the left field and left center field wall four feet.

Left-Field Foul Line: 336 feet

Left-Center: 386 feet

Straightaway Center Field: 396 feet

Right-Center: 391 feet

Right-Field Foul Line: 322 feet

OUTFIELD FENCES: Five feet tall from the social media lounge area in the corner of the Western Metal Supply Co. Building to the left field wall...seven feet tall from the left-field wall to the door that leads to the Padres bullpen at which point it increases to eight feet to the chain link fence in center field...the chain link fence is seven feet, ten inches high to the new right field wall,

HIGH-DEF MAKEOVER

- Prior to the start of the 2015 season, the Padres installed a state-of-the-art high definition video board.
- The board measures 61.2-feet tall by 123.6-feet wide, covering 7,564.32 square feet, the third-largest in Major League Baseball and the largest in the National League (Safeco Field, 56.7' x 201.5' - 11,425 sq. ft. and Kauffman Stadium, 105' x 84' - 8,820 sq. ft.).
- The video board itself, provided by Daktronics, is nearly five times the size of the previous video screen (30-feet tall by 53-feet wide; 1,590 square feet), which was in place since 2004 when Petco Park opened.
- The entire board can be run full-screen to show live action or video replays, or it can be split into sections for statistical information, graphics and animations.
- The video board's resolution is 1224x2472, with 3,025,728 total pixels.
- In addition, the new video board was accompanied by new LED ribbon boards spanning nearly 750 feet along the first and third base lines on the Toyota Terrace Level (3.6-feet tall), as well as on the left field grandstand fascia (7.5 feet tall by 130-feet wide).
- As part of the upgrade, Sony has also provided a state-of-the-art HD control room, including in-house production, broadcast and entertainment systems.
- Eight mini scoreboards located under overhangs in the seating bowl on the field level were also replaced and upgraded, as well as new 60" Sony TVs in the same areas.

where it becomes eight feet high for the 140-foot length of the wall and LED display...the fence tapers down to seven feet, six inches along the side of the trapezoid that forms the Home Run Porch in right field...remains at seven feet, six inches along the front of the Home Run Porch, and tapers back up to 10 feet along the side of the trapezoid that connects to the right field foul pole (the length of the fence that forms the Home Run Porch is 15 feet, 9 inches along the side nearest to center field, 25 feet, 3 inches along the front of the Home Run Porch at the first row of seats, and 15 feet, 9 inches along the side that connects to the right field foul pole.)...the fence is padded for 31 feet from the left field foul pole to the left field stands, with group space seating for 12 just outside the Padres Majestic Team Store, which was transformed into the Padres Social Media Lounge in 2014...the fence is also see-through in right field for approximately 75 feet directly in front of "The Beach," to the right of the Batter's Eye.

PETCO PARK INFORMATION

LIGHTING: Eight “racks,” encompassing 720 light fixtures, all with 2,000-watt or 1,500-watt bulbs, except for 66, 400-watt housekeeping bulbs...the tallest light standards, which are in a vertical configuration, are atop the First Base and Third Base Towers – 205 feet above the playing field...other light standards, in a conventional horizontal configuration, are 190 feet above the field.

SIGHT LINES: Designed to provide the best and closest views of the game in Major League Baseball, re-directed seating angles maximize sight lines for baseball and comfort...all seats down the lines are angled toward home plate, to maximize views of the field from every seat...the top two decks are built on extended, 56-foot cantilevers to bring all seats lower and closer to the field.

SEAT SPECIFICATIONS: Fixed seats measure 19, 20 or 21 inches in width, depending on location...all seats are Pacific Blue in color, and manufactured by Hussey Seating and installed by Installation Solutions.

PARK AT THE PARK VIDEO BOARD: Upgraded in 2014, the video board on the back of the Batter's Eye, facing the Park at the Park, is 17-feet high by 29-feet wide.

RIGHT FIELD LED RIBBON BOARD: In 2013, new LED ribbon boards were added to right field...upper right field board measures 6-feet high by 192-feet wide and the right field wall board measures 7-feet high by 104-feet wide...both boards provided by Daktronics.

AUDIO SYSTEM: Prior to the start of the 2014 season, Daktronics installed several new distributed loudspeakers in numerous locations, replaced speakers in other areas of the park as well as completely retuned the entire sound system to provide a base level of uniform system operations...all systems are tied together using the latest state-of-the-art Digital Signal Processing Systems.

CONCOURSE FLOORING: For the 2015 season, nearly 100,000 square feet of concourse flooring on the Terrace Level will be renovated completing the 2-year restoration project...prior to the start of the 2014 season, approximately 155,000 square feet of concourse flooring was replaced with decorative waterproof, flake flooring system manufactured by Neogard and installed locally by KTM Coating.

DUGOUTS: The Padres dugout is located on the first-base side and is 57 feet long by 14 feet wide...the visitors', on the third-base side, is 46 feet long by 14 feet wide...both dugouts have steps that lead to the field for half their length, and a rail on the other half.

BULLPENS: The Padres bullpen in left field is 87' 8" long by 27' 8" wide, and elevated 3' 6" above field level...the visitors' bullpen was re-located from the field before the 2013 season...is now tiered behind the home bullpen, elevated another 3' 6". It is 80' 11" long and 27' wide. The visiting team pitches east to west, while the home team pitches west to east. Each bullpen has a separate entrance to the playing field.

BATTER'S EYE: Background for batters in center field is painted Pacific Blue, except for the side facing the Park at the Park, which is green...the structure houses an equipment storage room on the Field Level and “The Batter's Eye Porch,” a pre- and post-game and special event area 30 feet high by 80 feet long in the Park at the Park...above this is a security command post and a 10-foot rotational sign that provides a solid background when batters are at home plate and offsets rotating panels between innings.

RETIRED NUMBERS: Padres retired numbers are displayed atop the Batter's Eye in centerfield: No. 6, Steve Garvey; No. 19, Tony Gwynn; No. 31, Dave Winfield; No. 35, Randy Jones; No. 51, Trevor Hoffman; No. 42, Jackie Robinson (retired throughout Major League Baseball in 1997).

TEAM CLUBHOUSE FACILITIES

- Clubhouses are located on the Field Level, with direct access to the dugouts and service corridor.
- The home clubhouse is approximately 16,500 square feet, including a 3,560 square foot locker room with 40 cubicles (4 feet wide), configured in a circle...the home clubhouse includes a 240 square foot video coaching area located near the home (first base) dugout, with access from inside and outside the clubhouse...other facilities include a 7,580 square foot, fully-equipped weight and exercise room, dry sauna, hydrotherapy room, player lounge and kitchen, manager's office, coaches' locker room, rehab room, medical facilities, offices, laundry, media interview room and storage.
- The visitors' clubhouse is approximately 8,990 square feet, including a 2,140 square foot locker room with 40 cubicles, training room, manager's office, coaches' locker room, weight and exercise room, player lounge and kitchen, laundry and storage.
- Internal batting and pitching tunnels (two for the home team, one for the visiting team) are located on the Service Level with access to the clubhouses and are fully-equipped, including cameras for video recording...tunnels are sized to accommodate two batters and/or two pitchers.
- Views to the home batting tunnel are available from the Lexus Home Plate Club through one-way glass so club patrons can observe players at work.
- Other facilities include an auxiliary locker room (approximately 2,040 square feet), with an operable partition, the umpires' locker room (approximately 910 square feet), a home team family waiting room, a visiting team family waiting room and a greenroom/VIP dressing room.

SEATING DECKS: Three (Field Level, Toyota Terrace Level, Upper Deck).

PARK AT THE PARK: A landscaped park of 2.8 acres beyond the outfield fence, featuring a video board on the back of the Batter's Eye, Picnic Hill (gently sloped area for lawn seating with views of the game and video board), “tot lot” play area, children's baseball diamond and portable concessions.

- Petco Park is the first Major League ballpark since Forbes Field in Pittsburgh (closed in 1970) to have a park adjacent to the outfield...The Park at the Park is a ticketed area and vital part of the baseball experience on game days, including admission to conveniences and amenities of the seating bowl with a Park Pass during ticketed events...it functions as a special events venue when there is no game and as a neighborhood park daily.

WESTERN METAL SUPPLY CO. BUILDING: The historic brick warehouse that housed the Western Metal Supply Company, which dates to 1909 and has ties to the Old West, was renovated and incorporated into the ballpark, with the left-field foul pole attached to its southeastern corner...the building holds the Padres Majestic Team Store on the first floor, 12 party suites (available on an individual game basis) on the second and third floors, a restaurant with terrace dining on the fourth floor, and bleacher seating and a standing room area on the roof, 80 feet above field level.

WI-FI: Introduced in 2012, the Padres provide wireless internet access to fans at Petco Park in partnership with Verizon.





PETCO PARK INFORMATION

OTHER UNIQUE FEATURES

- The On-Deck Suite, introduced in 2014, is an eight-person suite next to the visitor's dugout, giving fans an unprecedented view of the action...closer to the batter's box than the pitcher on the mound is.
- The Jack Daniel's Old No. 7 Deck, created in 2013, is nestled just beyond the wall in right field and houses 56 seats.
- "The Beach," a sandy children's play area, to the right of the Batter's Eye, in front of bleacher seats called "The Beachers."...see-through fence in front of The Beach allows kids to view a game literally inches from the field.
- Picnic Terraces, to the left of the Batter's Eye, have tiered picnic tables and are intended primarily as a group sales area.
- Standing room areas for 1,500 in locations around the ballpark, including the roof of the Western Metal Supply Co. Building, on special terraces on the Main Concourse and the Western Metal Building, on the East Ramp, in the Rotary Flag Court in right field, in the right field stands and behind seating areas.
- Petco Park is wired for high definition television, with Sony HDTV monitors in all suites, clubs and restaurants at several concourse locations.
- Palm Court Plaza, with 13 palm trees and 13,588 bricks, of which 10,842 are personalized, commemorative bricks.
- Omni San Diego Hotel and The Metropolitan (36 luxury condominiums on the top 11 floors of the hotel) connected to the main concourse by a pedestrian skybridge.
- The audio and video graphics to celebrate Padres players' home runs at Petco Park have a distinct military and nautical flavor. The sound of a ship's horn is an actual recording of the horn of the Navy's USS Ronald Reagan (CVN-76) nuclear aircraft carrier, which was formerly home-ported in San Diego. To accompany the horn, a fireworks spectacular blasts from the batter's eye porch on night games.

ARCHITECTURAL FEATURES

- Seating bowl "fractured" by first base and third base Towers housing vertical light standards and other elements to create distinctive "seating neighborhoods."
- First base and third base Garden Buildings house concession areas, premium seating club membership lounges, offices, restrooms and other programming elements usually housed inside a ballpark.
- Spacious concourses and terraces afford outstanding views of San Diego Bay, Coronado Bay Bridge, downtown skyline, Pacific sunsets, glimpses of Balboa Park and mountains to the east.

LANDSCAPE

- Entire ballpark is designed and landscaped to "be a garden."
- Landscape includes plants inside as well as outside, vines and flowering vegetation spilling over bridges, walkways and trellises.
- Wall of flowing water at Home Plate Plaza captures the spirit of San Diego's casual, coastal lifestyle.
- Garden Buildings feature bougainvillea and colorful planters. Jacaranda trees line the main entrance, Home Plate Plaza features coral trees at the top of the staircase and palms, and Palm Court Plaza features signature palm trees.
- Park at the Park features landscaped lawn, flowering trees, shrubs, gardens with perennials and annuals selected to bloom in sequence throughout the year, and plantings that evoke the gardens of Balboa Park and the flower fields of Carlsbad.
- Landscape and vegetation selected to be "water-wise," low allergenic, and environmentally responsible, requiring minimal use of pesticides and toxic chemicals.

ENVIRONMENTAL FEATURES: An agreement with the Environmental Health Coalition comprehensively addressed issues of air and water quality, urban runoff, removal of hazardous materials, and use of pesticides and toxic chemicals in the construction and operation of the ballpark...progressive recycling and waste management programs also help make Petco Park, in environmental terms, "the greenest ballpark in Major League Baseball."

PETCO PARK EVENTS

In addition to serving as the home of the Padres, Petco Park also hosts concerts, special events and other sporting events. During the 2014-15 offseason, Petco Park transformed into a Holiday Wonderland for 12 nights in December. Then, for the first time, welcomed monster trucks and dirt bikes as host of Monster Jam and Monster Energy Supercross. The inaugural World Baseball Classic semi-finals and final were played at Petco Park in 2006, with the site playing host to second-round games in 2009. Petco Park has hosted the 2014 Davis Cup, The USA SEVENS Rugby tournament, and international soccer matches including the Tijuana Xolos. Petco Park also serves as a year-round concert venue, having hosted The Rolling Stones (November 2005), Madonna (November 2008) and most recently, Sir Paul McCartney (September 2014). In August 2015, Taylor Swift will play Petco Park as part of her 1989 World Tour.

CONCESSIONAIRE/FOOD SERVICE AND RETAIL PROVIDER: Delaware North Companies' Sportservice Corporation.

PADRES MAJESTIC TEAM STORE: On the ground floor of the Western Metal Supply Co. Building, with entrances from Seventh Ave. and Palm Court Plaza.

ENTRANCE/EXIT GATES:

- Home Plate Plaza at Park Blvd. and Tony Gwynn Drive
- Palm Court Plaza at Gaslamp Gate, Seventh Avenue and K Street
- East Village Gate at 10th Avenue and K Street
- Park Boulevard Gate at 10th Avenue
- Downtown Gate to Park at the Park at Eighth Avenue and J Street
- Balboa Gate to Park at the Park at Ninth Avenue and J Street

POINTS OF ENTRY: 41

TICKET WINDOWS: 40 total – 31 open to the street and nine internal

- Home Plate Plaza: 18 windows, street level, shaded
- Western Metal Building: 11 windows, nine open to street, two inside
- Right Field Grandstand: six windows, four open to street, two to concourse
- The Mercado: three windows, advance sales, open to Main Concourse
- First Base Tower: two windows, advance sales and Padres Ticket Office

ACCESSIBILITY:

- At least 1% of all fixed seats are semi-ambulant, and at least 1% is reserved for wheelchair and companion with removable arm seats.
- Wheelchair and companion seating is available in all seating categories, dispersed proportionately throughout the three seating levels, and equally distributed in areas exposed to the sun and in shade.
- All concession stands are accessible.
- All restrooms are equipped with accessible water closets.
- All ramps and elevators were designed to exceed federal and state requirements for people with disabilities.

ARCHITECTS: HOK Sport+Venue+Event, Kansas City, MO, Executive Architect. (Joseph E. Spear, AIA, Senior Principal).

Antoine Predock Architect, Albuquerque, NM, Design Architect
Spurlock Poirier, San Diego, CA, Landscape Architect.
(Andrew J. Spurlock, Principal)

ROMA Design Group, San Francisco, CA, Master Plan Architect, Ballpark District. (Boris Dramov, President)


Heritage Architecture & Planning, San Diego, CA, Restoration Architect (Milford Wayne Donaldson, AIA, Principal)

DEVELOPMENT MANAGER: Hines, Houston, TX. (Rick Vogel, Vice President, Project Manager).

PETCO PARK INFORMATION

MR. PADRE

The nine-foot, 1,200-pound bronze likeness of "Mr. Padre" was unveiled at the Park at the Park prior to the Padres-Phillies game on July 21, 2007 as part of "Tribute to Tony Weekend," honoring the 2007 National Baseball Hall of Fame inductee. The statue was molded by sculptor William Behrens, whose artistic credits include a statue of Willie Mays at San Francisco's AT&T Park. The statue and surrounding plaza includes bricks with personalized messages from fans to Gwynn.



GENERAL CONTRACTOR: San Diego Ballpark Builders – A Joint Venture of Clark Construction Group, Inc., Roel Construction Company, and Douglas E. Barnhart, Inc. (Officer In Charge: Alan Petrsek, Senior Vice President, Clark Construction. Project Executive: Jim McLamb, Vice President, Clark Construction).

BALLPARK CONSTRUCTION COST: \$298 million

BALLPARK PROJECT COST: \$474 million, including land assemblage, infrastructure work, and implementation agreement obligations.

BALLPARK DISTRICT: 26 blocks bordered by Market Street to the north, Harbor Drive and Sixth Avenue to the west, 12th Avenue to the east, and Imperial Avenue to the south.

THE COLONEL

On September 15, 2012, the Padres honored the late Jerry Coleman's 70 years in baseball and 40 with the Padres with a pregame ceremony at Petco Park, during which the club unveiled a bronze statue of Coleman at the ballpark, which stands 7.5' tall, weighs 650 lbs. and depicts Coleman in the uniform he wore as a pilot in the Marine Corps. San Diego Mayor Jerry Sanders proclaimed the day "Jerry Coleman Day."



HISTORIC RESOURCES: In addition to the Western Metal Supply Co. Building, several other historic resources in the Ballpark District are being preserved in accordance with a 1999 Settlement Agreement between the National Trust for Historic Preservation, the Save Our Heritage Organization (SOHO), the Padres, the City of San Diego, the Centre City Development Corporation and JMI Realty...Schieffer & Sons Warehouse on J Street and Showley Brothers Candy Factory (Bumble Bee Foods), parts of Levi Wholesale Grocery Building (Kvaas Construction), and Wellman Peck Warehouse (TR Produce) on the north side of J Street are to be preserved and adaptively re-used.

PETCO PARK FIRSTS

FIRST GAME: April 8, 2004 vs. San Francisco

ATTENDANCE: 41,400 (sellout)

FIRST PITCH: 7:08 pm PDT

TEMPERATURE: 64 degrees

PADRES STARTING LINEUP: 3B Sean Burroughs, 2B Mark Loretta, RF Brian Giles, 1B Phil Nevin, LF Ryan Klesko, CF Jay Payton, C Ramon Hernandez, SS Khalil Greene, P David Wells

BATTER: Giants 2B Ray Durham

HIT: Padres RF Brian Giles single to center in the bottom of the 1st

RUN: Padres SS Khalil Greene in the bottom of the 3rd

SINGLE: Giles in the 1st

DOUBLE: Padres 3B Sean Burroughs in the bottom of the 3rd

TRIPLE: Giles in the bottom of the 4th on April 11, 2004 vs. SF

HOME RUN: Giants CF Marquis Grissom in the top of the 10th

PADRES HOME RUN: Padres 2B Mark Loretta in the bottom of the 1st on April 15, 2004 vs. the LAD

RBI: Burroughs in the bottom of the 3rd

STOLEN BASE: Padres P Adam Eaton and 3B Burroughs double steal in the bottom of the 7th on April 13 vs. LAD

STRIKEOUT: Padres CF Jay Payton in the bottom of the 2nd

WALK: Giles in the bottom of the 3rd

ERROR: Giants 2B Durham in the bottom of the 4th on April 11, 2004

PITCH: Padres David Wells (called strike)

WINNING PITCHER: Padres Eddie Oropesa

LOSING PITCHER: Giants Matt Herges

SAVE: Padres Trevor Hoffman on April 10, 2004 vs. SF

DAY GAME: April 18, 2004 vs. ARI

NON-MLB EVENT: University of Houston vs. San Diego State on March 11, 2004

CONCERT: The Rolling Stones on November 11, 2005

* Firsts are from April 8, 2004 unless noted.



Wayne Partello
SVP, Chief Marketing Officer



Shana Wilson
Director, Communications



Josh Ishoo
Manager, Player/Media Relations



Patrick Kurish
Coordinator, Media Relations

MEDIA GUIDELINES

CREDENTIALS: Media credentials shall be issued to working members of the media only and are non-transferable. The Padres shall issue full-season credentials to those media members who will cover the club on a regular basis throughout the season. Credentials will be issued on a game-by-game basis to members of the media who expect to cover the team periodically throughout the season. Credentials provide access to areas of Petco Park as designated on each individual credential. Any unauthorized use of a credential shall result in confiscation of the credential and ejection from Petco Park.

Credential requests can be made online at <https://credentials.mlb.com> no later than 24 hours before the requested date. All questions and inquiries regarding credentials should be directed to the Padres Communications office at credential@padres.com.

Credentials may be picked up at the VIP/Media Gate within Home Plate Plaza beginning four hours before game time.

PARKING: Media parking is available on a limited basis in the Lexus Premier surface lot and MTS Garage on the corner of Park Boulevard and Imperial Avenue, conveniently located near the VIP/Media Gate. Please contact the Padres Communications Department to arrange for parking passes that provide complimentary admission to a parking lot.

CLUBHOUSE ACCESS: The Padres clubhouse opens only to media with approved credentials three and one-half hours before game time and closes once the team takes the field for batting practice. No still photographers will be granted pre-game clubhouse access. While clubhouses are closed, approved media may access the field and dugouts through the tunnel located alongside the press elevator behind homeplate. Following all games, the clubhouse opens no later than 10 minutes after the final out.

The Padres clubhouse is located on the first base side and the visitors clubhouse on the third base side. Access to the visiting clubhouse shall be regulated by the visiting club.

The Padres clubhouse may be closed at any time at the discretion of the manager or a club Communications representative.

All non-BBWWA credential holders must sign in before entering the clubhouse. As per Major League Baseball guidelines, the umpires' dressing room is off limits to the media.

FIELD ACCESS: Members of the media whose credentials provide for field access are asked to be respectful of players and coaches who are preparing for a game, and, for their own safety, to remain in foul territory, between first and third base at all times. Members of the media are asked to refrain from conducting interviews during stretch and batting practice. No one under the age of 18 is permitted on the field.

PRESS BOX: The Petco Park press box is located on the Toyota Terrace Club Level. To access the press box from the service level, please take the press elevator to the Toyota Terrace Club Level.

Press box seating is available to accredited members of the working media on assignment only. Credentialed members of the media without an assigned press box seat may sit at any unassigned location in the top row of the press box. The Padres ask for the cooperation of the media in maintaining a professional working environment. Cheering, rooting or clapping of any kind for either team in the press box shall result in credential revocation and ejection from the ballpark.

GAME INFORMATION: Statistics and game notes for both clubs are made available in the press box and on PadresPressBox.com at least two hours prior to game time. Starting lineups are distributed as soon as they are available from both teams. Following the game, post-game notes, official boxscores, play-by-play reports and updated statistics will be made available approximately 10 minutes after the final out.

WIRELESS INTERNET: Complimentary Wireless Internet access is available in the press box. Contact the Communications Department for details or view signage in the press box area.

INTERVIEW REQUESTS: Requests to interview Padres players or coaches should be made through the Communications Department at least one day in advance.

AUTOGRAPHS/PHOTOS PROHIBITED: All credentialed members of the media are prohibited from requesting autographs, equipment or photos from players AT ALL TIMES. Any violation of these guidelines will result in immediate revocation of the credential and could bar future use.

PHONE USAGE/LIVE TRANSMISSIONS: The use of cellular phones, including text messaging, is prohibited in the dugout and in both clubhouses. Live transmissions are permitted from Petco Park by non-rights holders prior to and after every game telecast.

BASEBALL WRITERS' ASSOCIATION OF AMERICA SAN DIEGO CHAPTER

Scott Miller
(Chairman)
Bleacher Report

Bernie Wilson
(Vice Chairman)
Associated Press

John Maffei
(Secretary/Treasurer)
UT San Diego

Kevin Acee
UT San Diego

Matt Calkins
UT San Diego

Dennis Lin
UT San Diego

Chris Jenkins
UT San Diego

Kirk Kenney
UT San Diego

Larry Graham
UT San Diego

Jeff Sanders
UT San Diego

Jay Paris
At-Large

LIFETIME MEMBERS

Nick Canepa

Bill Center

Bill Dickens

Gary Hyvonen

Tom Krasovic



SAN DIEGO

For the fourth consecutive season more than 150 games, as well as 10 Spring Training contests, will be televised live on FOX Sports San Diego. Viewers will continue to hear the familiar voices of play-by-play by Hall of Fame broadcaster, Dick Enberg, and analysis by former Padres starting pitcher, Mark Grant, as well as special guest analysis throughout the season by former Padres first baseman Mark Sweeney, Fox Sports San Diego sideline reporter Kris Budden and more. Padres Live pre-game and post-game shows, hosted by FOX Sports San Diego's Mike Pomeranz with analysis by Mark Sweeney, will continue to surround game coverage providing viewers with live commentary from FOX Sports San Diego's state-of-the-art set at Petco Park during home games and in-studio during road games. In addition to game-day coverage, other can't miss Padres-related programming on FOX Sports San Diego includes #SDLive, Padres POV hosted by Ally Sturm, Cup of Coffee with Dick Enberg, Spotlight, Padres Social Hour, and more. FOX Sports San Diego can be seen locally in San Diego on Cox Cable channels 56 and 1056, DIRECTV channels 694 and 694-1, AT&T U-verse channels 776 and 1776-HD, and DISH channel 408.

The San Diego Padres are in the 12th year of their broadcasting relationship with The Mighty 1090, the club's English flagship station. All Padres regular-season games are broadcast live on 1090 AM with Ted Leitner, Bob Scanlan & Jesse Agler providing play-by-play and color commentary. The Mighty 1090 is also the home of the MLB Playoffs and the World Series in San Diego and is the radio flagship of the San Diego State Aztecs.



All regular-season Padres games will air live in Spanish on XEMO 860 AM, which is in its 13th season as the club's Spanish flagship station. Eduardo Ortega returns for his 29th season calling Padres games and will be joined again by Carlos Hernandez, who returns for his fourth season, to provide the play-by-play and color commentary in 2015.

2015 marks the second season of **Padres Social Hour**, a daily multimedia hour-long pregame show that debuted in 2014. *Padres Social Hour* airs live on padres.com, and is simulcast on FOX Sports San Diego and ESPN 1700. The club-produced show, hosted by Jesse Agler, airs prior to FOX Sports San Diego's pregame show, *Padres Live*, and features heavy social media integration. Agler will be joined by a rotation of co-hosts, including Padres Hall of Famer Randy Jones, former Padre Kurt Bevacqua and longtime Padres beat writer Bill Center. Each show features appearances by special guests, including players, coaches and front office executives. More information on *Padres Social Hour* is available at Padres.com/socialhour.





PADRES BROADCASTERS



TED LEITNER

2015 marks Ted Leitner's 36th season behind the microphone for "My Padres."

Now in his 38th year broadcasting in San Diego, Leitner is also the voice of San Diego State University Aztecs football and basketball.

Leitner spent 25 years (1978-2002) as sports anchor for KFMB-TV (CBS 8) in San Diego.

Leitner's previous play-by-play credits include the National Football League's San Diego Chargers and Philadelphia Eagles, the National Basketball Association's San Diego Clippers, the University of Oklahoma and the University of Connecticut.

Leitner studied TV and radio broadcasting at Oklahoma State University and earned his Master's degree in communications from the University of Oklahoma in Norman.

A fixture in the San Diego community, he has served as master of ceremonies at several Padres events over the years, including Opening Day ceremonies, the club's annual awards dinner and 2012's Jerry Coleman Day, honoring Coleman's 70 years in baseball.

Leitner has six sons: twins Nicholas and Ryan, Mark, Matthew, Jordan and Teddy, and one daughter, Kristin.



BOB SCANLAN

Bob Scanlan returns in 2015 for his fourth season as a color analyst for the Padres' radio broadcast team, bringing with him the perspective of a 20-year professional baseball career and more than ten years of radio and television broadcasting experience.


Since 2004, Scanlan has been a broadcaster on television and radio, covering Major League, minor league and college baseball. Scanlan is a familiar face and voice for Padres fans, previously having served on the desk of the Padres pre- and post- game shows on Channel 4 San Diego. He brings a passion for the game and a player's perspective to his analysis.

Prior to beginning his broadcasting career, Scanlan played professional baseball for 20 years, having been drafted as a pitcher by the Philadelphia Phillies out of Harvard High School (now Harvard-Westlake) in North Hollywood, Calif. After seven seasons in the Phillies system, he was traded to the Chicago Cubs, where he made his Major League debut on May 7, 1991.

Over the next decade, Scanlan went on to pitch for five additional Major League clubs: Milwaukee Brewers, Detroit Tigers, Kansas City Royals, Houston Astros and Montreal Expos. Retiring after the 2003 season, he contributed to nine Major League seasons, appearing in 290 games, posting 20 wins, 17 saves and a 4.63 ERA.

Scanlan and his wife, Elisa, have two children: daughter, Aleksandra, and son, Caden.





DICK ENBERG

In 2015, Dick Enberg returns for his sixth season as the play-by-play voice for Padres television broadcasts, having been part of the on-air team that helped launch the new regional sports network FOX Sports San Diego in 2012.

Renowned as one of the greatest sports broadcasters of all time, Enberg worked for CBS Sports for 11 years prior to joining the Padres, most recently serving as a play-by-play voice for the network's coverage of the NFL, college basketball and the U.S. Open Tennis Championship. He also contributed to coverage of the Masters® and PGA Championship broadcasts on CBS Sports.

Prior to CBS, Enberg spent 25 years at NBC Sports, covering countless major events, including the memorable 1979 Michigan St.-Indiana St. game. He began his full-time broadcasting career in 1965 in Los Angeles as the radio and television voice of the California Angels, UCLA basketball and the Los Angeles Rams, and was named California Sportscaster of the Year on four occasions.

In December 2014, Enberg was named the recipient of the 2015 Ford C. Frick Award for broadcasting excellence by the National Baseball Hall of Fame. Enberg will be inducted into the National Baseball Hall of Fame in Cooperstown, N.Y. this summer, making him one of only two individuals to have earned entry into each of the Baseball, Football (Rozelle Award) and Basketball (Gowdy Award) Halls of Fame.

Enberg also has been inducted into the National Sports Broadcasting Hall of Fame and the National Sportscaster and Sportswriters Hall of Fame, as well as the Rose Bowl Hall of Fame.

The many accolades Enberg has received for his work include 14 Emmy awards, nine Sportscaster of the Year awards, the Ronald Reagan Media Award and the Victor Award, recognizing the top sportscaster of the past 40 years.

Enberg holds the distinction of being the only person to win National Emmy awards as a sportscaster, a writer and a producer, and in 2000, he received the prestigious Lifetime Achievement Emmy award.

In February 1998, he became just the fourth sportscaster to be honored with a star on the Hollywood Walk of Fame.

Enberg is the author of two best-selling books: Dick Enberg's Humorous Quotes for All Occasions and his autobiography, Oh My. He has also written a successful one-man, one-act play, "McGuire," which features the wit and wisdom of former coach-colleague, Al McGuire.

A native of Armada, Mich., Enberg began his broadcasting career as a student at Central Michigan University. After graduating with a bachelor's degree in 1957, he went on to earn a master's degree (1958) and doctorate from Indiana University (1962). He taught health education at Indiana University and for four years at Cal State Northridge, where he was also the assistant baseball coach of the Matadors. Enberg has been named a Distinguished Alumnus by both Central Michigan University and Indiana University. He resides in San Diego with his wife, Barbara.



OH MY!

Below is a look at Dick Enberg's broadcasting experience built-up over a 49-year career:

- 42 NFL seasons
- 28 Wimbledons
- 23 French Opens
- 15 NCAA Men's Basketball Championships
- 12 U.S. Open Tennis Championships
- 10 Super Bowls
- 9 Rose Bowls
- 6 Orange Bowls
- 4 Olympic Games
- 8 Australian Opens
- 3 Ryder Cups
- 3 MLB Playoffs
- 3 Heavyweight Boxing Championships
- World Series
- NBA Playoffs
- NBA All-Star Game
- Breeder's Cup Horse Racing



MARK GRANT

Mark Grant returns to FOX Sports San Diego in 2015 for his 20th season as color analyst for Padres television broadcasts.

No stranger to San Diego baseball, Grant pitched for the Padres from 1987-90. Originally selected by the San Francisco Giants with the 10th pick in the first round of the 1981 Draft out of Joliet (IL) Catholic High School, he played parts of eight Major League seasons with San Francisco, San Diego, Atlanta, Seattle, Houston and Colorado. Grant went 22-32 with eight saves and a 4.31 ERA in 233 games (58 starts). He recorded a career-high eight wins and posted a 3.33 ERA for the Padres in 1989.

Grant began his broadcasting career at KFMB Radio in 1994 as a sports anchor and talk show host. After retiring from baseball in 1995, he provided analysis on Prime Sports' Padres broadcasts in 1996, then joined Channel 4 San Diego upon its inception in 1997. In 2012, he was part of the on-air team that helped launch the new regional sports network FOX Sports San Diego.

Grant is active in the community, currently serving on the board of trustees for the Rady Children's Hospital Foundation. He has been associated with the Cystic Fibrosis Foundation of San Diego since 1987, and also works with the Down Syndrome Association of San Diego. Additionally, he serves as a spokesperson for St. Madeleine Sophie's Center in El Cajon, a vocational and educational center for developmentally disabled adults.

Grant and his wife, Mary, reside in Alpine with their daughter, Alexis, and two sons, Andrew and Aidan.



JESSE AGLER

Jesse Agler enters his second season as a member of the Padres' broadcast team, serving as the host of Padres Social Hour, a daily, hour-long pregame show that is streamed live on padres.com, and simulcast on FOX Sports San Diego and ESPN 1700. In addition, Agler serves as the club's fill-in play-by-play announcer.

Agler joined the Padres front office in February 2014 as director of content, a role in which he oversees all club digital and social operations, including the integration of content for padres.com and Padres social media accounts.

Having come to San Diego by way of Miami, Agler spent the previous four seasons as the pregame, halftime and postgame host on the Dolphins Radio Network, also calling select preseason games during that time period. In 2013, he did television play-by-play for the Dolphins' preseason games on CBS-4.

In addition to his gameday duties, Agler hosted The Finsiders, the Miami Dolphins' daily multimedia talk show, airing on radio (940-WINZ), Dolphins.com and FOX Sports Florida. He also served as host of the TV show Finsiders Final Drive, which airs weekly on FOX Sports Florida and locally in Miami on the NFL Network.

Agler began his professional career in 2005, and has since hosted several radio shows in the South Florida market. His experience includes serving as pregame, halftime and postgame radio host for the then-Florida Marlins, the Florida Panthers and the University of Miami Hurricanes' football and basketball teams. Agler has also previously been the fill-in play-by-play announcer for the Marlins.

A graduate of the University of Miami, Agler's first job was calling baseball games for the Elkhart (KS) Dusters of the Jayhawk League. Agler and his wife, Tovah, reside in San Diego.



EDUARDO ORTEGA

Eduardo Ortega, the Spanish-language voice of the Padres, will be calling Padres games for the 29th season in 2015, his 35th year in the broadcasting business. Ortega does play-by-play for both Spanish radio (XEMO) and Spanish television (FOX Deportes) broadcasts.

One of the most highly regarded Spanish-language sports broadcasters in the business, Ortega has broadcast in the postseason since 1993 for various outlets, including CBS Hispanic Radio Network, Cadena Caracol, LBC Radio Network and ESPN Deportes radio.

He has broadcast 15 MLB All-Star Games, 20 World Series and five no-hitters. Milestones Ortega has called include Tony Gwynn's and Ricky Henderson's 3,000th hits, Randy Johnson's 4,000th strikeout, Mark McGwire's 500th homerun, Barry Bonds' 700th and 755th home runs, Trevor Hoffman's breaking of the all-time saves record, Hoffman's 500th career save, and four of San Diego's five division titles.

Ortega has handled the play-by-play worldwide telecasts of the Caribbean Series for Galavision and Fox Sports for 11 seasons and was the lead Spanish play-by-play voice for the World Baseball Classic in 2006, 2009 and 2013.

In addition to his time with the Padres, Ortega served one season (1991) as the voice of the San Francisco Giants, four years as play-by-play announcer for the Tijuana Potros of the Mexican-Pacific Winter League, two seasons broadcasting for Tijuana's team in the northern Sonora Double-A Summer League, and one year as the voice of the Cotton Growers of Torreon, in the Mexican Summer League. Since 2005, he has called Winter League games for the Mexicali Aguilas.

In 2012, Ortega was inducted into the Tijuana Sports Hall of Fame. Previously, he was honored in 2004 by the Tijuana sports media with a Career Achievement Award, and the Mexican Federation of Sportscasters celebrated his 25th anniversary in broadcasting and his multiple contributions to the industry.

In addition, Ortega was named Sportscaster of the Year by the Sportswriters Association of Tijuana in 1997 and Sports Ambassador of Tijuana by the city's mayor in 1998.

Ortega writes a weekly in-season Major League Baseball column, "La Voz de los Padres," which is published in several newspapers in Mexico and San Diego County. He is a Tijuana native and a long-time San Diego resident.



CARLOS HERNANDEZ

In 2015, Carlos Hernández enters his fourth season as the main Padres color analyst on FOX Deportes, following a Major League playing career that spanned 11 seasons with the Los Angeles Dodgers (1990-96), San Diego Padres (1997-2000) and St. Louis Cardinals (2000).

Signed by the Dodgers as a free agent in 1984, Hernández became the second Venezuelan catcher in MLB history, following Bo Díaz. He made his Major League debut in 1990 with the Los Angeles Dodgers. A highly skilled defensive player, Hernández spent his Dodgers career (1990-96) mainly as a back-up catcher to Mike Scioscia and Mike Piazza, appearing in 230 games, with 133 starts. He signed with the Padres as a free agent and

in his first full season as a regular catch for the organization, Hernández batted .262 with 9 home runs and 52 RBI in 129 games played.

Hernández finished his career batting .253 (315-1244) with 24 home runs, 141 RBI, 102 runs, 51 doubles, one triple and one stolen base in 488 games played. In 22 postseason games, he hit .299 (20-67) with one home run and two RBI.

In 2004, Hernández successfully led the Toros de Tijuana to the playoff as manager of the Mexican Summer League team.

Hernández returned to the Padres organization in 2005, serving as the club's catching coordinator until 2007. He served as manager of the prestigious Leones del Caracas Venezuelan Winter League club from 2006-08.



SPRING TRAINING



The Padres will spend their 22nd Spring Training in Peoria, Ariz. in 2015. The Peoria Sports Complex, located 20 miles northwest of downtown Phoenix, serves as the spring home for both the Padres and the Seattle Mariners.

The complex has separate practice facilities for the Padres and Mariners, both newly-renovated for 2014. Each facility has six full fields with four diamonds laid out in a cloverleaf formation, as well as a half-field for infield and baserunning drills and a covered area that houses four batting cages. Each organization has their own building for administrative offices, Major League and minor league clubhouses, weight and training rooms and media workrooms.

Peoria Stadium underwent profound transformations beginning in the summer of 2014. Highlights of the transformation include:

- New 2,400 square foot team store
- New upper level terrace for group functions with new concessions stand, bar and restrooms
- Expanded ticket office and relocated customer service windows
- Renovated entrance gates and administrative offices
- New fixed seats with cup holders as well as new seats along the first and third baselines and field level seating behind home plate
- New outfield pavilion in left field to accommodate groups of 20-300 as well as widened pedestrian walkway around the outfield
- Accessible seating platforms added as well as an ADA accessible ramp to the stadium field
- Painting of entire stadium facade and shade trellis to compliment the team clubhouses
- Public restroom upgrades
- Infrastructure upgrades to water, fiber and information technology

The working press box at Peoria Stadium has space for 35 writers and five separate broadcast booths. To reserve broadcast booth space, please contact the Padres Media Relations Department at (623) 412-4000.

PEORIA SPORTS COMPLEX

8131 W. Paradise Lane
Peoria, AZ 85382
(623) 486-7000

OwnerCity of Peoria
First Game.....Padres vs. Mariners, March 2, 1994
Seating Capacity12,339

Outfield Dimensions:

Left Field Line 340 ft.
Left-Center 385 ft.
Center Field 410 ft.
Right-Center 385 ft.
Right Field Line 340 ft.

Media Relations Phone Number: (623) 412-4000
Press Box Phone Number: (623) 412-4215

Media Relations Fax Number: (623) 486-9341
Baseball Operations Fax Number: (623) 486-7154

PADRES ANNUAL SPRING TRAINING RESULTS

YEAR	RECORD	ATTENDANCE	YEAR	RECORD	ATTENDANCE	YEAR	RECORD	ATTENDANCE
1969	10-15	14,987	1985	11-15	61,421	2001	17-11	77,035
1970	14-12	17,991	1986	16-14	62,103	2002	18-15	83,777
1971	11-14	16,540	1987	13-16	59,531	2003	8-17-2	88,709
1972	12-8	13,437	1988	11-16	59,485	2004	11-20	77,918
1973	6-16	13,735	1989	18-8	69,541	2005	16-14	96,522
1974	10-10	15,748	1990	12-2	23,481	2006	17-11	85,443
1975	10-10	16,462	1991	15-12	63,298	2007	17-14	100,063
1976	8-7	10,420	1992	13-15	63,071	2008	12-14-4	132,361
1977	16-10	24,279	1993	13-15	64,142	2009	10-21	88,794
1978	15-13	30,270	1994	11-18	91,011	2010	18-10	79,671
1979	9-11	35,180	1995	3-8-1	38,375	2011	13-17-1	75,906
1980	8-10	27,881	1996	20-13	75,385	2012	20-16	87,962
1981	12-13	30,972	1997	20-11	82,752	2013	16-21	92,638
1982	15-8	29,788	1998	19-10-3	104,995	2014	11-13-6	81,212
1983	12-13	47,000	1999	20-12-1	104,975	Total	605-580-62	2,763,889
1984	13-17	50,262	2000	16-14	96,359			

PETCO PARK SEATING



SECTION	
[Color]	FIELD VIP
[Color]	PREMIER CLUB
[Color]	FIELD INFIELD
[Color]	TOYOTA TERRACE VIP
[Color]	TOYOTA TERRACE INFIELD
[Color]	FIELD PLAZA
[Color]	FIELD BOX
[Color]	TOYOTA TERRACE RESERVED
[Color]	FIELD RESERVED
[Color]	LEFT FIELD LOWER BOX
[Color]	RIGHT FIELD LOWER BOX
[Color]	RIGHT FIELD TABLES
[Color]	UPPER BOX INFIELD
[Color]	TOYOTA TERRACE PAVILION
[Color]	FIELD PAVILION
[Color]	LEFT FIELD UPPER BOX
[Color]	RIGHT FIELD LOWER RESERVED
[Color]	UPPER BOX RESERVED
[Color]	UPPER INFIELD
[Color]	LEFT FIELD RESERVED
[Color]	UPPER BOX PAVILION
[Color]	RIGHT FIELD UPPER BOX
[Color]	UPPER RESERVED
[Color]	RIGHT FIELD UPPER RESERVED
[Color]	UPPER PAVILION
[Color]	ALL-YOU-CAN-EAT SECTION* presented by Winesapchobol
[Color]	BLEACHERS
[Color]	PARK AT THE PARK GA**
[Color]	BEACH CLUB

*EXCLUDES OPENING DAY 2018

MISCELLANEOUS



2015 SAN DIEGO PADRES MEDIA GUIDE

APRIL								
SUN	MON	TUE	WED	THU	FRI	SAT		
			1	2	3	4		
5	6 LAD 1:10	7 LAD 7:10	8 LAD 7:10	9 SF 3:40	10 SF 7:10	11 SF 5:40		
12 SF 1:10	13 ARI 7:10	14 ARI 7:10	15 ARI 6:10	16	17 CHI 11:20	18 CHI 11:20		
19 CHI 11:20	20 COL 5:40	21 COL 5:40	22 COL 5:40	23 COL 12:10	24 LAD 7:10	25 LAD 5:40		
26 LAD 1:10	27 HOU 7:10	28 HOU 7:10	29 HOU 12:40	30				

JULY								
SUN	MON	TUE	WED	THU	FRI	SAT		
			1 SEA 12:40	2 STL 4:15	3 STL 5:15	4 STL 11:15		
5 STL 11:15	6 PIT 4:05	7 PIT 4:05	8 PIT 4:05	9	10 TEX 5:05	11 TEX 6:05		
12 TEX 12:05	13	14 ALL-STAR GAME	15	16	17 COL 7:10	18 COL 5:40		
19 COL 1:10	20 SF 7:10	21 SF 7:10	22 SF 12:40	23 MIA 7:10	24 MIA 7:10	25 MIA 5:40		
26 MIA 1:10	27	28 NYM 4:10	29 NYM 4:10	30 NYM 9:10	31 MIA 4:10			

MAY								
SUN	MON	TUE	WED	THU	FRI	SAT		
					1 COL 7:10	2 COL 5:40		
3 COL 1:10	4 SF 7:15	5 SF 7:15	6 SF 12:45	7 ARI 6:40	8 ARI 6:40	9 ARI 5:10		
10 ARI 1:10	11	12 SEA 7:10	13 SEA 7:10	14 WAS 7:10	15 WAS 7:10	16 WAS 5:40		
17 WAS 1:10	18	19 CHI 7:10	20 CHI 7:10	21 CHI 6:10	22 LAD 7:10	23 LAD 7:10		
24 LAD 1:10	25 LAA 6:05	26 LAA 7:05	27 LAA 7:05	28 PIT 7:10	29 PIT 7:10	30 PIT 7:10		

AUGUST								
SUN	MON	TUE	WED	THU	FRI	SAT		
						1 MIA 4:10		
2 MIA 10:10	3 MIL 5:10	4 MIL 5:10	5 MIL 5:10	6 MIL 11:10	7 PHI 7:10	8 PHI 5:40		
9 PHI 1:10	10 CIN 7:10	11 CIN 7:10	12 CIN 12:40	13	14 COL 5:40	15 COL 5:10		
16 COL 1:10	17 ATL 7:10	18 ATL 7:10	19 ATL 12:40	20	21 STL 7:10	22 STL 5:40		
23 STL 1:10	24 TEX 7:10	25 WAS 4:05	26 WAS 4:05	27 WAS 4:05	28 PHI 4:05	29 PHI 4:05		

JUNE								
SUN	MON	TUE	WED	THU	FRI	SAT		
	1 NYM 7:10	2 NYM 7:10	3 NYM 6:10	4	5 CIN 4:10	6 CIN 1:10		
7 CIN 10:10	8 ATL 4:10	9 ATL 4:10	10 ATL 4:10	11 ATL 9:10	12 LAD 7:10	13 LAD 7:10		
14 LAD 1:10	15 OAK 7:10	16 OAK 12:40	17 OAK 7:05	18 OAK 12:35	19 ARI 6:40	20 ARI 7:10		
21 ARI 1:10	22	23 SF 7:15	24 SF 7:15	25 SF 7:15	26 ARI 7:10	27 ARI 7:10		
28 ARI 1:10	29	30 SEA 7:10						

SEPTEMBER/OCTOBER								
SUN	MON	TUE	WED	THU	FRI	SAT		
		1 TEX 7:10	2 TEX 7:10	3 LAD 7:10	4 LAD 7:10	5 LAD 5:40		
6 LAD 1:10	7 COL 1:10	8 COL 7:10	9 COL 6:10	10	11 SF 7:15	12 SF 6:05		
13 SF 1:05	14 ARI 6:40	15 ARI 6:40	16 ARI 6:40	17	18 COL 5:40	19 COL 5:10		
20 COL 1:10	21	22 SF 7:10	23 SF 7:10	24 SF 6:10	25 ARI 7:10	26 ARI 5:40		
27 ARI 1:10	28	29 MIL 7:10	30 MIL 7:10	1 MIL 3:40	2 LAD 6:10	3 LAD 12:10		

REGULAR SEASON

HOME GAMES - Petco Park

ROAD GAMES

All times are Pacific time. All elements of this schedule are subject to change.

619.795.5555

padres.com

padresbeisbol.com