

2025

St. Louis Cardinals MEDIA GUIDE



ST. LOUIS CARDINALS • BUSCH STADIUM • 11-TIME WORLD SERIES CHAMPIONS • ST. LOUIS CARDINALS • BUSCH STADIUM • 11-TIME WORLD SERIES CHAMPIONS • ST. LOUIS CARDINALS • BUSCH STADIUM • 11-TIME WORLD SERIES CHAMPIONS

ST. LOUIS CARDINALS • BUSCH STADIUM • 11-TIME WORLD SERIES CHAMPIONS • ST. LOUIS CARDINALS • BUSCH STADIUM • 11-TIME WORLD SERIES CHAMPIONS • ST. LOUIS CARDINALS • BUSCH STADIUM • 11-TIME WORLD SERIES CHAMPIONS

St. Louis Cardinals

2025 SCHEDULE

MARCH/APRIL	SUN	MON	TUE	WED	THU	FRI	SAT
	23	24	25	26	27 FD MIN 3:15	28	29 FD MIN 1:15
	30	31	1	2	3	4	5
	FD MIN 1:15	FD LAA 6:45	FD LAA 6:45	FD LAA 12:15		FD BOS 1:10	FD BOS 3:10
	6	7	8	9	10	11	12
	BOS 6:10	FD PIT 5:40	FD PIT 5:40	FD PIT 11:35		FD PHI 7:15	FD PHI 1:15
	13	14	15	16	17	18	19
	FD PHI 1:15	FD HOU 6:45	FD HOU 6:45	FD HOU 12:15	FD NYM 6:10	FD NYM 6:10	F NYM 3:05
	20	21	22	23	24	25	26
	FD NYM 12:40	FD ATL 6:15	FD ATL 6:15	FD ATL 11:15		FD MIL 7:15	FD MIL 1:15
	27	28	29	30			
	FD MIL 1:15	FD CIN 5:40	FD CIN 5:40	FD CIN 5:40			

MAY	SUN	MON	TUE	WED	THU	FRI	SAT
					1 FD CIN 11:40	2 FD NYM 7:15	3 FD NYM 1:15
	4	5	6	7	8	9	10
	FD NYM 1:15	FD PIT 6:45	FD PIT 6:45	FD PIT 12:15		FD WSH 5:45	FD WSH 3:05
	11	12	13	14	15	16	17
	FD WSH 12:35	FD PHI 5:45	FD PHI 5:45	FD PHI 12:05		FD KC 6:40	FD KC 6:10
	18	19	20	21	22	23	24
	FD KC 1:10	FD DET 6:45	FD DET 6:45	FD DET 12:15		FD ARI 7:15	FD ARI 1:15
	25	26	27	28	29	30	31
	FD ARI 1:15	FD BAL 2:05	FD BAL 5:35	FD BAL 5:35		FD TEX 7:05	FD TEX 3:05

JUNE	SUN	MON	TUE	WED	THU	FRI	SAT
	1	2	3	4	5	6	7
	R TEX 12:05		FD KC 6:45	FD KC 6:45	FD KC 6:45	FD LAD 7:15	FD LAD 1:15
	8	9	10	11	12	13	14
	FD LAD 1:15	FD TOR 6:45	FD TOR 6:45	FD TOR 1:15	FD MIL 6:40	FD MIL 7:10	FD MIL 3:10
	15	16	17	18	19	20	21
	FD MIL 1:10		FD CWS 6:40	FD CWS 6:40	FD CWS 1:10	FD CIN 6:15	FD CIN 1:15
	22	23	24	25	26	27	28
	FD CIN 1:15	FD CHC 6:45	FD CHC 6:45	FD CHC 6:45	FD CHC 1:15	FD CLE 6:10	FD CLE 3:10
	29	30					
	R CLE 11:05	FD PIT 5:40					

JULY	SUN	MON	TUE	WED	THU	FRI	SAT
			1	2	3	4	5
			FD PIT 5:40	FD PIT 11:35		FD CHC 1:20	FD CHC 1:20
	6	7	8	9	10	11	12
	FD CHC 1:20		FD WSH 6:45	FD WSH 6:45	FD WSH 6:45	FD ATL 7:15	FD ATL 1:15
	13	14	15	16	17	18	19
	FD ATL 1:15					FD ARI 8:40	FD ARI 6:15
	20	21	22	23	24	25	26
	FD ARI 3:10	FD COL 7:40	FD COL 7:40	FD COL 2:10	FD SD 6:45	FD SD 6:15	FD SD 6:15
	27	28	29	30	31		
	FD SD 1:15	FD MIA 6:45	FD MIA 6:45	FD MIA 6:45			

AUGUST	SUN	MON	TUE	WED	THU	FRI	SAT
						1	2
						FD SD 8:40	FD SD 9:10
	3	4	5	6	7	8	9
	FD SD 3:10	FD LAD 9:10	FD LAD 9:10	FD LAD 3:10		FD CHC 7:15	FD CHC 6:15
	10	11	12	13	14	15	16
	FD CHC 1:15	FD COL 6:45	FD COL 6:45	FD COL 1:15		FD NYY 7:15	FD NYY 6:15
	17	18	19	20	21	22	23
	FD NYY 1:15	FD MIA 5:40	FD MIA 5:40	FD MIA 5:40		FD TB 6:35	FD TB 6:05
	24	25	26	27	28	29	30
	FD TB 11:10	FD PIT 6:45	FD PIT 6:45	FD PIT 6:45	FD PIT 1:15	FD CIN 5:40	FD CIN 5:40
	31						
	FD CIN 11:10						

SEPTEMBER	SUN	MON	TUE	WED	THU	FRI	SAT
		1	2	3	4	5	6
		FD ATH 1:15	FD ATH 6:45	FD ATH 6:45		FD SF 7:15	FD SF 6:15
	7	8	9	10	11	12	13
	FD SF 1:15	FD SEA 8:40	FD SEA 8:40	FD SEA 8:40		FD MIL 7:10	FD MIL 6:10
	14	15	16	17	18	19	20
	FD MIL 1:10	FD CIN 6:45	FD CIN 6:45	FD CIN 12:15		FD MIL 7:15	FD MIL 6:15
	21	22	23	24	25	26	27
	FD MIL 1:15	FD SF 8:45	FD SF 8:45	FD SF 8:45		FD CHC 1:20	FD CHC 1:20
	28	29	30				
	FD CHC 2:20						

HOME

AWAY

Game times subject to change

All Game Times are Central Time

All games broadcast on KMOX 1120 AM / 98.7 FM and the Cardinals Radio Network

All home games broadcast in Spanish on WLJR 880AM.

FD = FanDuel Sports Network


F = FOX

E = ESPN

A+ = Apple TV+

R = Roku

RYAN HELSLEY



**SINGLE-SEASON
SAVES RECORD**

49 IN 2024



**TREVOR
ROSENTHAL**

48 SAVES IN 2015



**JASON
ISRINGHAUSEN**

47 SAVES IN 2004



**LEE
SMITH**

47 SAVES IN 1991



ST. LOUIS CARDINALS 2025 MEDIA GUIDE



TABLE OF CONTENTS

Schedule, 2025	Inside Front Cover	Cardinals Management Bios	7 - 13
Staff Directory	3 - 6	Baseball Operations Staff Bios	14 - 29

THE 2025 ST. LOUIS CARDINALS

Manager Oliver Marmol's Biography	34 - 35	Milestones	58
Coach Biographies	36 - 53	Birthdays & Anniversaries	59
Roster	54 - 57	Player Profiles	62 - 249

PLAYER DEVELOPMENT AND MINOR LEAGUE SYSTEM

Minor League Affiliate History	253	2024 Draft Picks & First-Round Picks 1965-Present.....	286
Player Development Staff	254 - 274	Top 30 Cardinals Prospects	287
Cardinals Minor League Records	276 - 281	George Kissell Award	288
Minor League Player & Pitcher Award Winners	283	Minor League Player Biographies	289 - 343



© Copyright 2025, St. Louis Cardinals L.L.C.

The 2025 St. Louis Cardinals Media Guide was produced by the Cardinals Communications Department. Editorial Contributors: Tom Orf and Tom Schott. Production Coordinator: Lisa Catlin, BrickStreet Creative. Special thanks to Elias Sports Bureau, ESPN, MLB.com, Stats L.L.C., Sports Reference, Arizona Fall League, and National Baseball Hall of Fame and Museum for their contributions. Cover design by Tyler Munie. Printing by Modern Litho. Photos by Taka Yanagimoto, Dan Donovan, Scott Rovak, Ben Munson, Billy Hurst, UPI, Milo Stewart Jr./National Baseball Hall of Fame and Museum, and MLB Photo. Content is based on information available through March 3, 2024.



Executive Offices:
700 Clark Avenue • St. Louis, MO 63102
(314) 345-9600 • cardinals.com

EXECUTIVE OFFICERS

Chairman & Chief Executive Officer	William O. DeWitt Jr.
President	William O. DeWitt III
Senior Administrative Assistant	Julie Laningham
Senior Vice President & General Counsel	Mike Whittle
Senior Administrative Assistant	Grace Kell
Associate Counsel	Nick Garzia
Vice President, Business Development	Dan Good
Senior Vice President of Business Operations	Anuk Karunarathne
Executive Assistant	Lana Schneider
Sr. Vice President & CFO	Brad Wood
Senior Administrative Assistant	Missy Liotta

BASEBALL OPERATIONS

President of Baseball Operations	John Mozeliak
Advisor to the President of Baseball Operations	Chaim Bloom
Senior Executive Assistant to the President of Baseball Operations	Linda Brauer
Vice President, Special Projects	Michael Girsch
Assistant GM, Player Development & Performance	Rob Cerfolio
Assistant GM, Director of Scouting	Randy Flores
Assistant GM, Major League Operations & International Scouting	Moisés Rodríguez
Special Advisor to Player Development	Gary LaRocque
Special Assistant to the President of Baseball Ops	Joe McEwing
Special Assistant to the President of Baseball Ops	Willie McGee
Director, Baseball Administration	John Vuch
Director, Player Communications	Melody Yount
Assistant Director, International Operations	Joseph Quezada
Manager of Amateur Scouting	Ty Boyles
Manager, Professional Scouting	Jared Odom
Manager, Player Development & Performance	Emily Wiebe

BASEBALL ANALYTICS

Senior Director, Baseball Development	Matt Bayer
Senior Director, Baseball Analytics	Kevin Seats
Distinguished Engineer	Jeremy Cohen
Lead Data Scientist	Alan Kessler
Senior Data Scientist	Garrett Greenwood
Data Scientist	Joe Dattoli
Amateur Scouting Analyst	Julia Prusaczyk
International Scouting Analyst	John Kern
Project Coordinator	Katie Kuhlman
MLB Analyst	Mathew Bennett

BASEBALL SYSTEMS

Senior Lead Application Developer	Brian Seyfert
Lead Machine Learning Engineer	Todd Heitmann
Lead Data Engineer	Nathan Nutter
Lead Cloud Architect	John Weeks
Application Developer	Chae Hun Lim
Application Developer	Evan Meier
Data Engineer II	Clayton Schneider
Junior Machine Learning Engineer	Jensen Holm
Junior Data Engineer	Sabrina Escalona
Junior Application Developer	Isabel Boufarah
Junior Application Developer	Mason Kelley

BASEBALL OPERATIONS (CONTINUED)

TRAVEL & CLUBHOUSE

Director, Team Travel	Ernie Moore
Head Clubhouse Manager	Mark Walsh
Assistant Equipment Manager	Andy Bollier
Home Clubhouse Assistant	Ben Klee
Home Clubhouse Assistant	Andrew Rettig
Home Clubhouse Assistant	Tyler Stokes
Home Clubhouse Assistant	Craig Woehlke
Visiting Clubhouse Manager	Rip Rowan
Visiting Clubhouse Assistant	Scott Moeller

VIDEO & TECHNOLOGY

Video Coordinator, Major Leagues	Chad Blair
Manager, Video Technology	Daniel "DC" MacLea
ML Asst. Video Coordinator & Advance Information ..	Dan O'Connor
ML Asst. Video Coordinator - Baseball Operations ..	Mike Meier
Major League Video & Technology Specialist	Noah Landow
Coordinator, Player Development Video and Tech ..	Brady Hall
Jupiter Video & Technology Specialist	Colin Campbell
St. Louis Video and Tech Fellow	Ethan Ekstrom
Memphis Video and Tech Fellow II	Michael Factor
Springfield Video and Tech Fellow	Hunter Broadbent
Peoria Video and Tech Fellow	Andrew Rankin
Palm Beach Video and Tech Fellow II	Michelle McMillan
Florida Complex League Video and Tech Fellow ..	Lily Coffey
Dominican Summer League Video and Tech Fellow ..	Paige Schultz

MAJOR LEAGUE MEDICAL

Director of Medical Operations/Head Athletic Trainer ...	Adam Olsen
Assistant Athletic Trainer	Chris Conroy
Assistant Athletic Trainer/Medical Admin.	Keith Joynt
Performance Specialist	Jason Shutt
Head Strength & Conditioning Coach	Lance Thomason
Assistant Strength & Conditioning Coach	Frank Witkowski
Major League Physical Therapist	Matt Leonard
Soft Tissue Specialist	Cyrus Poitier
Mental Performance Coach	Kevin McCulloch
Head Team Physician/Orthopedist	Dr. George Paletta
Major League Medical Services Coordinator	Dr. Brian Mahaffey
Team Orthopedist	Dr. Matthew Steffes
Team Orthopedist	Dr. Shalen Kouk
Primary Care/Sports Medicine Physician	Dr. Christian Verry
Primary Care Sports Medicine Physician	Dr. Nick Greiner
Team Chiropractor	Dr. Michael E. Murphy
Team Dentist	Dr. Dan Bergman
Team Pharmacist	Chris Geronson
Team Ophthalmologist	Dr. Frank Garcia-Ferrer
Concussion Specialist	Dr. Brandon Larkin

**BASEBALL OPERATIONS (CONTINUED)****PLAYER DEVELOPMENT**

Director, Player Development.....	Larry Day
Director, Pitching.....	Matt Pierpont
Field Coordinator.....	Ryan Barba
Manager, Player Development.....	Antonio Mujica
Hitting, Coordinator.....	Russ Steinhorn
Assistant Hitting Coordinator.....	Brock Hammit
Coordinator, Pitching.....	Austin Meine
Minor League Pitching Coordinator.....	Rick Harig
Fundamentals Coordinator.....	José Oquendo
Catching Coordinator.....	Ethan Goforth
Assistant Field & Baserunning Coordinator.....	José Leger
Rehab Pitching Coach.....	Walter Miranda
Special Advisor & Pitching Instructor.....	Jason Isringhausen
Special Advisor & Hitting/Outfield Instructor.....	Ryan Ludwick
Roving Coach.....	Bernard Gilkey
Minor League Equipment Manager.....	Dave Vonderhaar
Minor League Clubhouse Attendant.....	John Robert (J.R.) Dawson
Minor League Clubhouse Attendant.....	Wayne McClanan

PERFORMANCE

Director, Performance.....	Carl Kochan
Assistant Director of Performance.....	Thomas Knox
Mental Skills & Well-Being Coordinator.....	Brian Alazzawi
Medical Coordinator.....	Chris Whitman
Strength and Conditioning Coordinator.....	Jacqueline Gover
Rehabilitation Coordinator.....	Victor Kuri
Performance Specialist.....	Ross Hasegawa
Performance Specialist.....	Megumi Pennebaker
Rehabilitation Performance Specialist.....	Nick Arpino
Minor League Performance Nutrition Specialist.....	Jen Goldstein
Dominican Republic Medical Coordinator.....	Pedro Betancourt
Athletic Trainer, Memphis.....	Dan Martin
Athletic Trainer, Springfield.....	Alex Wolfinger
Athletic Trainer, Peoria.....	Paden Eveland
Athletic Trainer, Palm Beach.....	Jeff Case
Athletic Trainer, Florida Complex League.....	Kiomy Martinez-Ortiz
Athletic Trainer, Florida Complex League.....	Riku Shabata
Strength & Conditioning Coach, Memphis.....	Jon Hill
Strength & Conditioning Coach, Springfield.....	Ryan Duffy
Strength & Conditioning Coach, Peoria.....	Campbell Quirk
Strength & Conditioning Coach, Palm Beach.....	Harben Filho Branco
Strength & Conditioning Coach, FCL.....	Spencer Clevenger
Strength & Conditioning Coach, FCL.....	Ryuta Takahashi
Strength & Conditioning Coach, DSL.....	Elvis Hernandez
Strength & Conditioning Coach, DSL.....	Gerardo De Leon

PROFESSIONAL SCOUTING

Special Assistant to Scouting Director.....	Jeff Ishii
Professional Scout.....	Brian Hopkins
Professional Scout.....	Aaron Klinec
Professional Scout.....	Deric McKamey
Professional Scout.....	Craig Richmond
Professional Scout.....	Joe Rigoli
Professional Scout.....	Kerry Robinson
Pitching Analyst.....	Tim Leveque

AMATEUR SCOUTING

Nat. Crosschecker/Special Asst. to Scouting Dir.....	Jamal Strong
National Crosschecker.....	Aaron Looper (Shawnee, OK)
National Crosschecker.....	Zachary Mortimer (Pilesgrove, NJ)
Midwest Region Crosschecker.....	Jabari Barnett (Dallas, TX)
West Region Crosschecker.....	Aaron Krawiec (Gilbert, AZ)
Southeast Region Crosschecker.....	Clint Brown (Braselton, GA)
Northeast Region Crosschecker.....	Sean Moran (Furlong, PA)
Area Scout.....	Jason Bryans (Tecumseh, ON)
Area Scout.....	TC Calhoun (Abingdon, VA)
Area Scout.....	Scott Cousins (Scottsdale, AZ)
Area Scout.....	Mike Garciaparra (Manhattan Beach, CA)
Area Scout.....	Dirk Kinney (Lenexa, KS)
Area Scout.....	Keanan Lamb (Birmingham, AL)
Area Scout.....	Josh Lopez (West Palm Beach, FL)
Area Scout.....	Donnie Marbut (Olympia, WA)
Area Scout.....	Brian Moehler (Atlanta, GA)
Area Scout.....	Jim Negrych (Phoenixville, PA)
Area Scout.....	Pete Parise (Dallas, TX)
Area Scout.....	Stacey Pettis (Brentwood, CA)
Area Scout.....	Chris Rodriguez (Los Angeles, CA)
Area Scout.....	Mauricio Rubio (Chicago, IL)
Part-Time Scout.....	Juan C Ramos (Caguas, PR)
Part-Time Scout.....	Paul Ah Yat (Hon, HI)
Pitching Analyst.....	Tim Leveque

INTERNATIONAL SCOUTING & DOMINICAN REPUBLIC OPS.

Senior International Crosschecker.....	Joe Almaraz
International Crosschecker.....	Damaso Espino
Senior Latin American Crosschecker & Dominican Republic Scouting Supervisor.....	Angel Ovalles
Latin American Crosschecker/DR Crosschecker.....	Alix Martinez
Latin America Crosschecker/Colombia.....	Carlos Balcazar
Venezuela Scouting Supervisor.....	Jose Gonzalez Maestre
Venezuela Crosschecker.....	Robert Moron
Scout - Mexico.....	Ramon Garcia
Scout - Japan.....	Isao O'Jimi
Area Scout - Dominican Republic.....	Gabriel Corporan
Area Scout - Dominican Republic.....	Filberto Fernandez
Area Scout - Dominican Republic.....	Braly Guzman
Area Scout - Dominican Republic.....	Carlos Pellerano
Area Scout - Venezuela.....	Neriel Morillo
Area Scout - Venezuela.....	Jesus Perez
Area Scout - Venezuela.....	Estuar Ruiz
Dominican Republic Video & Tech Assistant.....	Manuel Mariano
Venezuela Video & Technology Assistant.....	Carlos Gonzalez
Administrator, Dominican Republic Operations.....	Aaron Rodriguez
Assistant, Dominican Republic Operations.....	Esmeralda Hernandez
Education and Life Skills.....	Briana De Moya
Head Grounds Crew.....	Marcos Zorrilla



FINANCE & ADMINISTRATION

Vice President, Accounting and Payroll	John Lowry
Senior Director, Risk Management.....	Rex Carter
Director, Purchasing	Chris Molina
Manager, Accounting.....	Paul Hayden
Supervisor, Financial Reporting & AP	Tracey Sessions
Senior Payroll Accountant.....	Kurt Hoevel
Senior Buyer	Heather Bacon
Senior Buyer	Tracy Williams
Buyer.....	Jonathan Paterline
Payroll Accountant.....	Marissa Hoover
Staff Accountant.....	Liz Blase-Shemon
Accounting Analyst	Michael Klein
Accounts Payable Clerk.....	Marisol Avalos

STADIUM OPERATIONS

Vice President, Stadium Operations	Matt Gifford
Administrative Assistant.....	Hope Baker
Senior Director, Facility Operations and Planning	Hosei Maruyama
Senior Director, Field Operations	Bill Findley
Director, Event Operations.....	Ashleigh Middlebrook
Director, Guest Services and Quality Assurance	Cindy Richards
Director, Security.....	Michelle Spahn
Senior Manager, Field Operations.....	Justin Scott
Project Manager.....	Stanley Ruchalski
Manager, Guest Services	Danielle Amann-Stewart
Manager, Janitorial Services	Ron Torrey, Jr.
Manager, Event Operations.....	Jeremy Neel
Manager, Security.....	Chris Palmer
Supervisor, Field Operations	Justin Hatcher
Supervisor, Facility and Logistics.....	Mairead Scanlon
Facility Coordinator	Nicole Smythe
Coordinator, Quality Control	Ashley Angevine
Security Assistant.....	Megan Hefflin
Event Operations Assistant	Laney Thacker
Guest Services Assistant.....	Haley Knueppel
Logistics Assistant.....	Jakob Lane
Logistics Assistant.....	Noah Mussatto
Carpenter Foreman.....	Barry Abbett
Mechanical Technician Foreman.....	Ken Biekert
Painter Foreman	Patrick Barrett
Carpenter	Joe Schindler
Carpenter	Darin Stephens
Mechanical Technician	Sean Driver
Logistics Crew	Logan Jones
Mechanic.....	Roy Reese
Grounds Crew	Dan Looney
Grounds Crew	Terry Moll

CARDINALS CARE & COMMUNITY RELATIONS

Vice President, Community Relations & Executive Director, Cardinals Care	Michael Hall
Administrative Assistant.....	Bonnie Parres
Director, Community Relations	Meghan Essman
Manager, Cardinals Care.....	Amanda Small
Manager, Communications & Charity Events.....	Marybeth Johnson
Manager, Community Relations	Lindsey Weber
Cardinals Care Program Administrator.....	Chelsea King
Community Relations Program Administrator	Emily Westlove
Administrator, Youth Baseball & Softball.....	Chris Suddeth

EVENT SERVICES & MERCHANDISING

Vice President, Event Services & Merchandising...	Vicki Bryant
Administrative Assistant.....	Sheila Pinsker
Senior Director, Hospitality	Nate Green
Director, Special Events.....	Jenn Coticchio
Director, Retail Operations.....	Linda Johnson
Manager & Curator, Hall of Fame Museum.....	Amy Berra
Manager, Special Events Operations	Ethan Barnett
Manager, Tours & Museum Operations	Brittany Schelp
Manager, Hospitality	Leya Ruiz
Supervisor, Retail Operations.....	Austin Hefflin
Supervisor, Retail Operations.....	Erik Jaffry
Supervisor, Special Events.....	Meagan McVicker
Supervisor, Stadium Tours & Museum Operations.....	Jennifer Urish
Collections Specialist.....	Erin Pruhs
Event & Marketing Specialist	Amanda Beaton
Coordinator, Special Events	Lily Weirich
Marketing Specialist, Cardinals Nation.....	Megan Stubblefield
Administrative Assistant, Cardinals Nation.....	Jarina Ball

COMMUNICATIONS

Senior Director, Communications.....	Brian Bartow
Administrative Assistant.....	Carol Lueke
Assistant Director, Communications.....	Michael Whitty
Manager, Baseball Comm. & Media Services.....	Chris Tunno
Manager, Communications & Public Relations	Carson Shipley

**BUSINESS OPERATIONS****CORPORATE PARTNERSHIPS**

Vice President, Corporate Partnerships Joe Pfeiffer
 Director, Corporate Partnerships Development Kyle Dinges
 Director, Corporate Partnerships Administration Kristin Livingston
 Director, Alumni Relations Larry State
 Director, Corporate Partnerships Account Services
 & Strategy Nic Zamora
 Senior Manager, Alumni Relations Tom Parchomski
 Manager, Corporate Partnerships Administration Celina Allen
 Manager, Fantasy Camps & Experiential Sales Whitney Clark
 Manager, Corporate Partnerships Development Adam Froidl
 Manager, Youth Baseball & Softball Gabe Kiley
 Broadcast Traffic Manager, Corporate Partnerships Robyn Curtis
 Senior Account Svcs Executive, Corporate Partnerships Jake Aug

CARDINALS PRODUCTIONS

Senior Director, Cardinals Productions Tony Simokaitis
 Senior Director, Publications Steve Zesch
 Director, Media Systems Craig Wilson
 Director, Editorial Content Brett McMillan
 Director, Fan Entertainment & Corp. Content Katie Brandenburg
 Director, Photography & Digital Assets Taka Yanagimoto
 Director, Graphic & Art Design Tyler Muehl
 Manager, Content & Advertising Production Matt Shead
 Manager, Scoreboard Operations & Game Display Jared Haukap
 Manager, Cardinals Broadcast Affiliates Benjamin Boyd
 Supervisor, Fan Entertainment Caroline Smith
 Production Services Chip Caray
 Production Services Brad Thompson
 Content Creator, Scoreboard Jonathan Marcus
 Graphic Designer Julia Burge
 Graphic Designer Vincent Diplarides
 Video Editor, Editorial Content Wes Froeschner
 Production Specialist, Editorial Content Travis Hawkins
 Producer & Reporter, Editorial Content Emily Stephens
 Production Services Coordinator Michael Langston
 Mascot Coordinator Tim Falkner
 Content Creator, Game Presentation John Venneman
 Content Creator, Advertising Jodi Willenbrink
 Senior Editor, Publications Jim Gilstrap
 Senior Editor, Publications Elisabeth Meinecke
 Senior Writer, Publications Stan McNeal
 Senior Content Producer, Publications Mark Emmert
 Supervisor, Business Development Clarke Taylor

MARKETING

Senior Director, Marketing Martin Coco
 Director, Promotions & Events Megan Eberhart
 Director, Marketing Melissa Tull
 Manager, Promotions & Events Kyle Cassidy
 Manager, Fan Engagement Bethany White
 Manager, Social Media Daniel Venn
 Marketing Coordinator Erin Krippene
 Specialist, Fan Engagement Mudi Munyati
 Specialist, Promotions and Events Bryn Stevens
 Social Media Strategist Mike Bauer

BUSINESS ANALYTICS & INFORMATION TECHNOLOGY

Vice President, Business Strategy & Analytics Mark Murray
 Director, Business Intelligence & Analytics Jennifer Needham
 Director, Information Technology Greg Pauli
 Senior Manager, Business Strategy Mac Rouse
 Manager, Information Technology Angie Bourget
 Manager, Business Analytics Rachel Brant
 Insights Analyst Ryan Melnick
 Analyst, Business Analytics Lucas Diehl

TICKETING

Vice President, Ticketing Joe Strohman
 Administrative Assistant Lisa Hafler
 Senior Director, Ticket Service Dolores Scanlon
 Senior Director, Ticket Sales Rob Fasoldt
 Senior Director, Ticket Operations Kerry Emerson
 Director, Ticket Development Andrew Dean
 Director, Ticket Sales Ryan Eberhart
 Director, Ticket Service Lori Rains
 Director, Premium Service Julie Stevens
 Manager, Ticket Service Alex Stone
 Manager, Ticket Service Scott Baker
 Manager, Ticket Fulfillment Jamie Brickler
 Manager, Ticket Development Pierce Jefferson
 Manager, Ticket Operations Mike Salony
 Manager, Ticket Partnerships Cullen Speckhals
 Supervisor, Ticket Development Rasheed DeBord
 Supervisor, Ticket Development Shannon Reese
 Supervisor, Ticket Operations T.J. Zobrist
 Sr. Account Executive, Ticket Sales Jeremy Busby
 Sr. Account Executive, Ticket Service Adele Meyer
 Sr. Account Executive, Premium Service Reggie Whitted
 Account Executive, Ticket Sales Whitney Banker
 Account Executive, Ticket Sales Brian Barrett
 Account Executive, Ticket Sales Sean Denby
 Account Executive, Ticket Sales Nolyn Coughlin
 Account Executive, Ticket Sales Nathan Mackin
 Account Executive, Ticket Service Thomas Burton
 Account Executive, Ticket Service Brianna Reese
 Account Executive, Ticket Service Ty Rogers
 Account Executive, Ticket Service Matt Zurheide
 Account Executive, Premium Service Christian Heutel
 Account Executive, Premium Service Matt Reisner
 Account Executive, Ticket Service Madison Canoy
 Account Executive, Ticket Service Bradyn Landreth
 Account Executive, Ticket Service Luke Rebmann
 Account Executive, Ticket Service Shannon Fitzgerald
 Account Executive, Ticket Service Abbi Pruett
 Account Executive, Ticket Service Jacob Wuelling
 Account Executive, Ticket Operations Nancy Landa
 Account Executive, Ticket Operations Paul Pohlman
 Account Executive, Ticket Operations Andrea Robinson
 Account Executive, Ticket Operations Kelly Walsh
 Direct Sales Representative Josh Ashby
 Direct Sales Representative Jennifer Borgmann
 Direct Sales Representative Teddy Deles
 Direct Sales Representative Keaghan Holub
 Direct Sales Representative Skyler Jessup
 Direct Sales Representative Sean Michaels
 Direct Sales Representative Kobe Patterson
 Direct Sales Representative Emily Schanuel
 Direct Sales Representative Andrew Timmerman
 Direct Sales Representative Abby Vatterott
 Receptionist Courtney Morrison

HUMAN RESOURCES

Vice President, Human Resources Jayme AB Riestler
 Director, DEI & Human Resources Felicia Lamar
 People Operations Specialist Lauren Dugan
 Talent & Development Specialist Victoria Amsler
 Coordinator, Human Resources Emma Turner



WILLIAM O. DEWITT JR.

PRINCIPAL OWNER AND CHIEF EXECUTIVE OFFICER

Bill DeWitt Jr. has served as the Chairman and Chief Executive Officer of the Cardinals since 1996, when he led the purchase of the team from Anheuser Busch, and he and his immediate family acquired controlling interest in the team. DeWitt oversees all baseball, operational, financial and league matters for the team. He is Chairman of the Major League Baseball Finance Committee, former Chairman of the Executive Council, a member of the Competition Committee and has served on the Labor Policy Committee. In 2014, he served as Chairman of the Commissioner's Succession Committee. Mr. DeWitt is also a member of the board of the National Baseball Hall of Fame in Cooperstown.

DeWitt, a native St. Louisan, is a graduate of St. Louis Country Day School, received his B.A. Degree in economics from Yale University in 1963, and M.B.A. Degree from Harvard Business School in 1965. As the son of former baseball executive and team owner William O. DeWitt and Margaret H. DeWitt, he has deep roots in baseball dating back to his childhood. Mr. DeWitt's father began

his career with the Cardinals in 1916 and worked in a variety of executive positions under Branch Rickey until the early 1940s when he joined the St. Louis Browns as General Manager. He was twice named Major League Baseball Executive of the Year, was sole owner of the Cincinnati Reds from 1961-67 and majority owner of the Browns from 1949-51 when Bill, Jr. served as the team's bat boy. His uniform (number 1/8) was worn by Eddie Gaedel during his famous pinch hitting appearance on August 19, 1951.

DeWitt, Jr. has been a prior owner of the Cincinnati Reds, Texas Rangers, and Baltimore Orioles. He was also a shareholder of the NFL's Cincinnati Bengals and the WHA's Cincinnati Stingers, and has had a long career in private equity with Reynolds DeWitt & Co. and DeWitt Capital Group. He is married to the former Katharine Cramer of St. Louis, and they have four grown children: Katie, Bill, Andrew, and Margot, and 12 grandchildren.

Under his leadership, the Cardinals have had a number of significant achievements, including the following:

- Opened a new spring training facility in Jupiter, Fla., in 1998.
- Purchased the Palm Beach Cardinals of the Single-A Florida State League (A) in 1998.
- Purchased the Springfield Cardinals of the Double-A Texas League (AA) in 2005 and opened Hammons Field in Springfield, Mo.; subsequently sold the team in May 2023.
- Privately financed, built, and opened Busch Stadium in April, 2006.
- Hosted Major League Baseball's 2009 All-Star Game.
- Developed special events business highlighted by concerts by Dave Mathews Band, the Eagles, U2, Paul McCartney, Billy Joel, Sting, Metallica, Morgan Wallen, Luke Combs, international soccer matches and the National Hockey League Winter Classic.
- Surpassed 3 million in attendance 23 times since 1996, including 18 consecutive seasons from 2004-23 (not counting Covid 19 seasons).
- Won 13 Division Titles (1996, 2000, 2001, 2002, 2004, 2005, 2006, 2009, 2013, 2014, 2015, 2019, 2022), four Wild Cards (2011, 2012, 2020, 2021), four National League Pennants (2004, 2006, 2011, 2013) and two World Championships (2006, 2011).
- Won 75 postseason games, most among all National League teams since 1996.
- In 2019, became the only team in Major League Baseball to reach the League Championship Series in 10 of the prior 20 seasons.
- Opened Ballpark Village in March 2014, and Phase II in 2020.
- Purchased the Memphis Redbirds of the Triple-A International League (AAA) in March 2014; subsequently sold the team in 2021.

ADDITIONAL INVESTORS

Andrew N. Baur Family
Stephen F. Brauer
James A. Cooper
James C. Davis
Paul D. Furlow
Frederick O. Hanser

G. Watts Humphrey Jr.
Nick D. Kladis Family
Donna DeWitt Lambert Family
Michael McDonnell Family
David C. Pratt

Michael E. Pulitzer
Craig R. Stapleton
Mrs. Richard H. Sutphin
Dudley S. Taft
John K. Wallace Jr.



WILLIAM DEWITT, III PRESIDENT

Bill DeWitt III was named President of the St. Louis Cardinals in March, 2008. In his role as team President, DeWitt oversees all aspects of the team and its affiliates.

He led the effort to develop Ballpark Village, a mixed-use project adjacent to Busch Stadium which opened in 2014. In 2020, the Cardinals, along with their development partner The Cordish Companies, opened Phase II of the project which includes an office tower (The PwC Pennant Building), a 200 room boutique hotel (Live! by Loews), a 29-story luxury apartment tower (One Cardinal Way), a health club (Genesis), and additional retail and restaurants.

Before his appointment to team President, DeWitt was Sr. Vice President of Business Development with the Cardinals and oversaw the design and construction of the new Busch Stadium, which opened in April, 2006. Prior to that, he was

involved in several merchandising, marketing, and operational projects for the team. DeWitt was also involved in the planning for Roger Dean Chevrolet Stadium in Jupiter, Florida, where the Cardinals conduct Spring Training.

DeWitt, 57, graduated cum laude from Yale University in 1990. He then served as an assistant to William Reilly, head of the U.S. EPA in Washington D.C. He earned an MBA from Harvard Business School in 1995. DeWitt is a board member of the Rawlings Corporation, and his charitable affiliations include Cardinals Care (board chair), Big Brothers Big Sisters of Eastern Missouri, the St. Louis Sports Commission, and advisory board member of Greater STL Inc. DeWitt and his wife, Ira, live in St. Louis with their three children - daughter Natalie (26), son Will (23), and son Jabin (12). Bill enjoys golf, ice hockey, and painting in his free time

ST. LOUIS CARDINALS CLUB PRESIDENTS

J.B.C. Lucas	1876-77
Henry V. Lucas	1885-86
Chris Von der Ahe	1892-97
Benjamin S. Muckenfuss	1898
Frank De Hass Robison	1899-1906
M. Stanley Robison	1906-10
E.A. Steininger	1911-12
James C. Jones	1912
Schuyler P. Britton	1913-16
Mrs. Helene Robison Britton	1916
W. Branch Rickey	1917-19

Samuel Breadon	1920-47
Robert E. Hannegan	1947-49
Fred M. Saigh Jr.	1949-53
August A. Busch Jr.	1953-73
Richard A. Meyer	1974
August A. Busch Jr.	1974-89
Fred L. Kuhlmann	1989-91
Stuart F. Meyer	1992-94
Mark C. Lamping	1994-2008
William DeWitt III	2008-present



The 2024 St. Louis Cardinals Hall of Fame Induction Class at the Cardinals Hall of Fame Gallery, September 7, 2024.



JOHN MOZELIAK

PRESIDENT OF BASEBALL OPERATIONS

John “Mo” Mozeliak was named President of Baseball Operations on June 30, 2017, the first to be named to that position in franchise history. Mozeliak had served as the team’s Senior Vice President and General Manager for almost 10 full seasons, since October, 2007. He was the 12th general manager of the St. Louis Cardinals, and had previously held the position of Assistant General Manager for six seasons. His contract runs through the 2025 season.

Under Mozeliak, the Cardinals have reached the postseason 10 times (2009, 2011-2015, 2019-2022), including a franchise record of five-straight seasons from 2011-15. During that run, the Cardinals won three-straight National League Central Division titles (2013-2015), and have won six N.L. Central Titles overall (also 2009, 2019, and 2022) under Mo’s leadership. The five-year postseason run began with St. Louis’ 11th World Championship in 2011.

Since Mozeliak was named General Manager prior to the 2008 season, the Cardinals 1,443 wins in 17 seasons under Mozeliak’s watch are 4th to the Los Angeles Dodgers (1,556), New York Yankees (1,513), and Tampa Bay Rays (1,446). St. Louis enjoyed a streak of 15 consecutive winning seasons from 2008-22, which matched a franchise record established from 1939-53 when the Cardinals appeared in four World Series and won three (1942, 1944, 1946).

A consistent culture of retaining key players has resulted in several significant deals aimed at keeping the organization’s top talent in St. Louis. Since 2012, the club has worked out multi-year deals with Yadier Molina (2012 & 2017), Adam Wainwright (2013), Matt Carpenter (2014), Carlos Martinez (2017), Paul DeJong (2018), Miles Mikolas (2019), Paul Goldschmidt (2019), and Nolan Arenado (2021).

Mozeliak engineered a series of late season moves in 2011 that transformed the Cardinals and saw the team go from 10 ½ games back in late August to winning the franchise’s 11th World Championship. *Baseball America* named the Cardinals the 2011 Organization of the Year, the first time the franchise had received the honor. Mo was the 2011 recipient of the MLB.com GIBBY (Greatness in Baseball Yearly) Executive of the Year award and he was named, along with Tony La Russa, as the 2011 Baseball Man of the Year by the St. Louis Chapter of the Baseball Writers Association of America.

In 2012, the Cardinals fell just one win shy of capturing the N.L. Championship, and with the team’s success, Mo was honored by the Negro Leagues Baseball Museum with the Andrew “Rube” Foster Award as Executive of the Year. The 2013 team won the National League Championship and returned to the World Series just two years removed from winning the World Series title in 2011. Following that season, the organization was recognized by *Baseball America* as the Organization of the Year - the second such honor in three years - and was honored by USA Today Sports as having the best franchise among Major League baseball teams. The 2014 team captured the Central Division title for a second-straight season and returned to the National League Championship Series for a fourth-straight year. St. Louis led all Major League Baseball teams in wins and reached the postseason for a fifth-straight season in 2015, the ninth time in franchise history a Cardinals team had won 100 games.

Mozeliak, 56, is a 30-year veteran of the Cardinals front office, having joined the organization following the 1995 season where he initially served as an assistant in scouting operations during both the 1996 and 1997 seasons. Mo was named assistant scouting director in 1998 and was promoted to scouting director during 1999 and 2000. Several notable players came out of the draft classes of 1999 and 2000 under Mo’s direction, most notably first baseman and perennial All-Star Albert Pujols who was drafted in the 13th round of the 1999 draft, as well as catcher Yadier Molina.

In 2001, Mozeliak was named Director of Baseball Operations and was promoted to Assistant General Manager in 2003. During his time as Assistant GM, Mo’s duties increased as he focused more on the Major League Club and professional scouting, while still having direct involvement in both the scouting and player development departments.

Mozeliak began his career in baseball in 1993 with the Colorado Rockies where he worked in a variety of positions in baseball operations. He attended the University of Arizona and the University of Colorado. He currently serves as the National Trustee for the Foundation Fighting Blindness. Mozeliak lives in St. Louis with his wife, Julie, daughter, Allyson, and son, Will.



CHAIM BLOOM ADVISOR TO PRESIDENT, BASEBALL OPERATIONS

Chaim Bloom joined the Cardinals organization as an Advisor to the President of Baseball Operations in January 2024, and agreed to a five year deal to succeed John Mozeliak as the future Cardinals President of Baseball Operations following the 2025 season.

Prior to joining the Cardinals, Bloom served as the Boston Red Sox Chief Baseball Officer for four seasons (2020-23), where the Red Sox posted 92 wins in 2021 and reached the American League Championship Series. Under Bloom's direction, the Red Sox's farm system improved from No. 30 in 2019 to No. 10 in his final season. Entering 2025, *Baseball America* ranks the Red Sox as the No. 1 minor league organization.

Bloom spent 15 years (2005-19) in the Tampa Bay Rays baseball operations department, including the final three as Senior Vice President, Baseball Operations. Over his tenure with the club, Bloom worked in nearly every area of the team's baseball operation and was an integral part of both the Rays player development efforts and the team's on-field performance at the Major League level.

Originally hired by the Rays as a baseball operations intern in 2005, Bloom joined the club on a full-time basis shortly after and was appointed Assistant Director, Minor League Operations in 2008. In that role, he gained a wealth of experience in all aspects of player development, including player evaluation, skill development, the integration of new technology and information sources, staffing, and overall philosophy.

Bloom later became Director, Baseball Operations for the Rays in November of 2011, and following the 2014 season, he was promoted to Vice President, Baseball Operations. In that role, his responsibilities included oversight of personnel, domestic and international player development, international scouting, contract and trade negotiations, salary arbitration, budgets, and strategic planning.

Bloom began his baseball career as a baseball operations intern with the San Diego Padres and as a legal/corporate partnerships intern with Major League Baseball.

Born in Philadelphia, Pa., Bloom attended Yale University, where he graduated in 2004 with a degree in Classics (Latin). He and his wife, Aliza, have three children.

ST. LOUIS CARDINALS GENERAL MANAGERS

Richard A. Meyer	1954-55
Frank C. Lane	1956-57
Vaughn P. (Bing) Devine	1958-64
Robert L. Howsam	1965-66
Stanley F. Musial	1967
Vaughn P. (Bing) Devine	1968-78
John Claiborne	1979-80

Dorrel (Whitey) Herzog	1980-82
Joe McDonald	1982-84
Dal Maxvill	1985-94
Walt Jocketty	1994-2007
John Mozeliak	2007-17
Michael Girsch	2017-24



ROB CERFOLIO
ASSISTANT GENERAL MANAGER,
PLAYER DEVELOPMENT &
PERFORMANCE



RANDY FLORES
ASSISTANT GENERAL MANAGER,
DIRECTOR OF SCOUTING



MOISÉS RODRÍGUEZ
ASSISTANT GENERAL MANAGER,
INTERNATIONAL SCOUTING



MICHAEL GIRSCH
VICE PRESIDENT,
SPECIAL PROJECTS



JOHN VUCH
DIRECTOR, BASEBALL
ADMINISTRATION



GARY LAROCQUE
SPECIAL ADVISOR, PLAYER
DEVELOPMENT



JOE McEWING
SPECIAL ASSISTANT TO THE
PRESIDENT OF BASEBALL
OPERATIONS



WILLIE MCGEE
SPECIAL ASSISTANT TO THE
PRESIDENT OF BASEBALL
OPERATIONS



ERNIE MOORE
DIRECTOR, TEAM TRAVEL



MARK WALSH
HEAD CLUBHOUSE
MANAGER



ANDY BOLLIER
ASSISTANT EQUIPMENT
MANAGER



CRAIG WOHLKE
HOME CLUBHOUSE
ASSISTANT



ANDREW RETTIG
HOME CLUBHOUSE
ASSISTANT



TYLER STOKES
HOME CLUBHOUSE
ASSISTANT



BEN KLEE
HOME CLUBHOUSE
ASSISTANT



RIP ROWAN
VISITING CLUBHOUSE
MANAGER



SCOTT MOELLER
VISITING CLUBHOUSE
ASSISTANT



DAVE VONDERHAAR
MINOR LEAGUE
EQUIPMENT MANAGER



**JOHN ROBERT (J.R.)
DAWSON**
MINOR LEAGUE CLUBHOUSE ATTENDANT



WAYNE McCLANAN
MINOR LEAGUE
CLUBHOUSE ATTENDANT



ANUK KARUNARATNE
SENIOR VICE PRESIDENT,
BUSINESS OPERATIONS



MIKE WHITTLE
SENIOR VICE PRESIDENT &
GENERAL COUNSEL



BRAD WOOD
SENIOR VICE PRESIDENT &
CHIEF FINANCIAL OFFICER



VICKI BRYANT
VICE PRESIDENT,
EVENT SERVICES
& MERCHANDISING



MATT GIFFORD
VICE PRESIDENT,
STADIUM OPERATIONS



DAN GOOD
VICE PRESIDENT,
BUSINESS
DEVELOPMENT



MICHAEL HALL
VICE PRESIDENT,
COMMUNITY RELATIONS
& EXECUTIVE DIRECTOR,
CARDINALS CARE




JOHN LOWRY
VICE PRESIDENT,
ACCOUNTING &
PAYROLL



**MARK
MURRAY**
VICE PRESIDENT,
BUSINESS STRATEGY
& ANALYTICS



**JOE
PFEIFFER**
VICE PRESIDENT,
CORPORATE
PARTNERSHIPS



**JAYME
AB RIESTER**
VICE PRESIDENT,
HUMAN RESOURCES



**JOE
STROHM**
VICE PRESIDENT,
TICKET SALES



MATT BAYER
SENIOR DIRECTOR,
BASEBALL
DEVELOPMENT



ISABEL BOUFARAH
JUNIOR APPLICATION
DEVELOPER



LINDA BRAUER
SENIOR EXECUTIVE
ASSISTANT TO THE
PRESIDENT OF BASEBALL
OPERATIONS




TY BOYLES
MANAGER OF
AMATEUR SCOUTING



JOE DATTOLI
DATA SCIENTIST



**SABRINA
ESCALONA**
JR. DATA ENGINEER



**GARRETT
GREENWOOD**
SENIOR DATA SCIENTIST




ANNA HARTMAN
BASEBALL
DEVELOPMENT FELLOW



TODD HEITMANN
LEAD ANALYTICS
ENGINEER



JENSEN HOLM
JUNIOR MACHINE
LEARNING ENGINEER



CHAE HUN LIM
APPLICATION DEVELOPER



MASON KELLEY
JUNIOR APPLICATION
DEVELOPER



JOHN KERN
INTERNATIONAL
SCOUTING ANALYST



ALAN KESSLER
LEAD DATA SCIENTIST



KATIE KUHLMAN
PROJECT COORDINATOR



EVAN MEIER
SOFTWARE ENGINEER



ANTONIO MUJICA
MANAGER, PLAYER
DEVELOPMENT



NATHAN NUTTER
LEAD DATA ENGINEER



JARED ODOM
MANAGER, PRO
SCOUTING



**JULIA
PRUSACZYK**
AMATEUR SCOUTING
ANALYST



JOSEPH QUEZADA
ASSISTANT DIRECTOR,
INTERNATIONAL OPERATIONS



**CLAYTON
SCHNEIDER**
DATA ENGINEER II



KEVIN SEATS
SENIOR DIRECTOR,
BASEBALL ANALYTICS



BRIAN SEYFERT
SENIOR LEAD
APPLICATIONS
DEVELOPER



JOHN WEEKS
LEAD CLOUD ARCHITECT



EMILY WIEBE
MANAGER, PLAYER
DEVELOPMENT &
PERFORMANCE



MELODY YOUNT
DIRECTOR, PLAYER
COMMUNICATIONS

NOT PICTURED:
JEREMY COHEN – DISTINGUISHED ENGINEER



CHAD BLAIR
VIDEO COORDINATOR,
MAJOR LEAGUES



DANIEL MacLEA
MANAGER, VIDEO
TECHNOLOGY



DAN O'CONNOR
MAJOR LEAGUE ASST. VIDEO
COORDINATOR & ADVANCE
INFORMATION



MIKE MEIER
MAJOR LEAGUE ASST. VIDEO
COORDINATOR - BASEBALL
OPERATIONS



NOAH LANDOW
MAJOR LEAGUE VIDEO &
TECHNOLOGY SPECIALIST



MATHEW BENNETT
MLB ANALYST



BRADY HALL
PLAYER DEVELOPMENT VIDEO
& TECHNOLOGY COORDINATOR



COLIN CAMPBELL
JUPITER VIDEO &
TECHNOLOGY SPECIALIST



ETHAN EKSTROM
ST. LOUIS VIDEO &
TECHNOLOGY FELLOW



MICHAEL FACTOR
MEMPHIS VIDEO &
TECHNOLOGY FELLOW II



HUNTER BROADBENT
SPRINGFIELD VIDEO &
TECHNOLOGY FELLOW



ANDREW RANKIN
PEORIA VIDEO &
TECHNOLOGY FELLOW



LILY COFFEY
FLORIDA COMPLEX VIDEO &
TECHNOLOGY FELLOW



MICHELLE McMILLAN
PALM BEACH VIDEO &
TECHNOLOGY FELLOW II



PAIGE SCHULTZ
DOMINICAN SUMMER VIDEO &
TECHNOLOGY FELLOW



John Mozeliak, Katie Kuhlman, Jared Odom, and Randy Flores discuss their careers in baseball to a group of students, November 12, 2024 at Busch Stadium.



JAMAL STRONG
SPECIAL ASST. TO
THE SCOUTING DIRECTOR



AARON LOOPER
NATIONAL
CROSSCHECKER



ZACH MORTIMER
NATIONAL
CROSSCHECKER



JABARI BARNETT
REGIONAL
CROSSCHECKER



AARON KRAWIEC
REGIONAL
CROSSCHECKER



SEAN MORAN
REGIONAL
CROSSCHECKER



CLINT BROWN
REGIONAL
CROSSCHECKER



JASON BRYANS
AREA SCOUT



T.C. CALHOUN
AREA SCOUT



SCOTT COUSINS
AREA SCOUT



**MIKE
GARCIAPARRA**
AREA SCOUT



DIRK KINNEY
AREA SCOUT



KEENAN LAMB
AREA SCOUT



JOSHUA LOPEZ
AREA SCOUT



DONNIE MARBUT
AREA SCOUT



BRIAN MOEHLER
AREA SCOUT




JIM NEGRYCH
AREA SCOUT



PETE PARISE
AREA SCOUT



STACEY PETTIS
AREA SCOUT



**CHRIS
RODRIGUEZ**
AREA SCOUT



**MAURICIO
RUBIO**
AREA SCOUT



TIM LEVEQUE
PITCHING ANALYST

**PART-TIME
AMATEUR SCOUTS**

Juan Carlos Ramos
Paul Ah Yat



BRIAN HOPKINS



JEFF ISHII



AARON KLINEC



DERIC MCKAMEY



CRAIG RICHMOND



JOE RIGOLI



KERRY ROBINSON



The Cardinals sixth high school graduating class at the Cardinals Baseball Academy in the Dominican Republic.

First Row (L-R): Esmeralda Hernandez, Anyelo Encarnacion, Bracewell Taveras, Roberto Bautista, & Marleni Pimentel;

Second Row (L-R): Aaron Rodriguez, Hancel Rincon, Yordy Herrera, Brailyn Paulino, Arfeni Batista, Yancel Guerrero, & Joseph Quezada



**JOE
ALMARAZ**
SENIOR INTERNATIONAL
CROSSCHECKER



**DAMASO
ESPINO**
INTERNATIONAL
CROSSCHECKER



**ANGEL
OVALLES**
SR. LATIN AMERICAN
CROSSCHECKER/
DR SUPERVISOR



**ALIX
MARTINEZ**
LATIN AMERICAN/
DR CROSSCHECKER



**CARLOS
BALCAZAR**
LATIN AMERICA
CROSSCHECKER/
COLOMBIA



**JOSE
GONZALEZ
MAESTRE**
VENEZUELA
SCOUTING
SUPERVISOR



ROBERT MORON
VENEZUELA
CROSSCHECKER



**GABRIEL
CORPORAN**
DOMINICAN REPUBLIC
AREA SCOUT



**FILIBERTO
FERNANDEZ**
DOMINICAN
REPUBLIC



**BRALY
GUZMAN**
DOMINICAN REPUBLIC
AREA SCOUT



**CARLOS
PELLERANO**
DOMINICAN REPUBLIC
AREA SCOUT



ISAO O'JIMI
JAPAN SCOUT



**RAMON
GARCIA**
MEXICO SCOUT



**NERIEL
MORILLO**
VENEZUELA
AREA SCOUT



**JESUS
PEREZ**
VENEZUELA
AREA SCOUT



ESTUAR RUIZ
VENEZUELA
AREA SCOUT



**CARLOS
GONZALEZ**
VENEZUELA VIDEO
& TECHNOLOGY
ASSISTANT



**MANUEL
MARIANO**
DOMINICAN REPUBLIC
VIDEO & TECHNOLOGY
ASSISTANT



**AARON
RODRIGUEZ**
ADMINISTRATOR,
DOMINICAN REPUBLIC
OPERATIONS



**ESMERALDA
HERNANDEZ**
ADMINISTRATIVE
ASSISTANT,
DOMINICAN REPUBLIC
OPERATIONS



BRIANA DeMOYA
EDUCATION &
LIFE SKILLS



**MARCOS
ZORRILLA**
HEAD
GROUNDS CREW, DR



LARRY DAY
DIRECTOR, PLAYER
DEVELOPMENT



MATT PIERPONT
DIRECTOR, PITCHING



RYAN BARBA
FIELD COORDINATOR



RUSS STEINHORN
HITTING COORDINATOR



BROCK HAMMIT
ASSISTANT HITTING
COORDINATOR



AUSTIN MEINE
COORDINATOR, PITCHING



RICK HARIG
MINOR LEAGUE
PITCHING COORDINATOR



JOSÉ OQUENDO
FUNDAMENTALS
COORDINATOR



ETHAN GOFORTH
CATCHING COORDINATOR



JOSÉ LEGER
ASSISTANT FIELD
& BASERUNNING
COORDINATOR



WALTER MIRANDA
REHAB PITCHING COACH



**JASON
ISRINGHAUSEN**
SPECIAL ADVISOR &
PITCHING INSTRUCTOR



RYAN LUDWICK
SPECIAL ADVISOR &
HITTING/OUTFIELD
INSTRUCTOR



BERNARD GILKEY
ROVING COACH



Infielders Jeremy Rivas and JJ Wetherholt work with Cardinals Hall of Famer and Fundamentals Coordinator José Oquendo on the Cardinals Complex Fields in Jupiter, February 12, 2025.



CARL KOCHAN
DIRECTOR OF
PERFORMANCE



THOMAS KNOX
ASSISTANT DIRECTOR
OF PERFORMANCE



CHRIS WHITMAN
MEDICAL
COORDINATOR



JACKIE GOVER
STRENGTH &
CONDITIONING
COORDINATOR



**ROSS
HASEGAWA**
PERFORMANCE
SPECIALIST



**MEGUMI
PENNEBAKER**
PERFORMANCE
SPECIALIST



VICTOR KURI
REHAB COORDINATOR



NICK ARPINO
REHABILITATION
PERFORMANCE
SPECIALIST



**PEDRO
BETANCOURT**
DOMINICAN REPUBLIC
MEDICAL COORDINATOR



JEN GOLDSTEIN
MINOR LEAGUE
PERFORMANCE
NUTRITION
SPECIALIST



BRIAN ALAZZAWI
PEAK PERFORMANCE
COORDINATOR



Strength & Conditioning Coordinator Jackie Gover with Cardinals minor leaguers on the Cardinals Complex fields in Jupiter, February 28, 2025.



DAN MARTIN
MEMPHIS
ATHLETIC TRAINER



ALEX WOLFINGER
SPRINGFIELD
ATHLETIC TRAINER



PADEN EVELAND
PEORIA
ATHLETIC TRAINER



JEFF CASE
PALM BEACH
ATHLETIC TRAINER



**KIOMY
MARTINEZ-ORTIZ**
FLORIDA COMPLEX LEAGUE
ATHLETIC TRAINER



RIKU SHABATA
FLORIDA COMPLEX LEAGUE
ATHLETIC TRAINER



JON HILL
MEMPHIS STRENGTH
& CONDITIONING



RYAN DUFFY
SPRINGFIELD
STRENGTH & CONDITIONING



CAMPBELL QUIRK
PEORIA
STRENGTH & CONDITIONING



**HARBEN FILHO
BRANCO**
PALM BEACH
STRENGTH & CONDITIONING



**SPENCER
CLEVINGER**
FLORIDA
COMPLEX LEAGUE
STRENGTH & CONDITIONING



RYUTA TAKAHASHI
FLORIDA
COMPLEX LEAGUE
STRENGTH & CONDITIONING



ELVIS HERNANDEZ
DOMINICAN
SUMMER LEAGUE
STRENGTH & CONDITIONING



GERARDO DE LEON
DOMINICAN
SUMMER LEAGUE
STRENGTH & CONDITIONING



Barry Abbett
Stadium Operations



Celina Allen
Corporate Partnerships



**Danielle
Amann-Stewart**
Stadium Operations



Victoria Amsler
Human Resources



Ashley Angevine
Stadium Operations



Josh Ashby
Ticketing



Jacob Aug
Corporate Partnerships



Heather Bacon
Purchasing



Hope Baker
Stadium Operations



Scott Baker
Ticketing



Jarina Ball
Event Services



Whitney Banker
Ticketing



Ethan Barnett
Event Services



Brian Barrett
Ticketing



Patrick Barrett
Stadium Operations



Brian Bartow
Communications



Mike Bauer
Marketing



Amanda Beaton
Event Services



Jacob Beerman
Information Technology



Amy Berra
Museum



Ken Biekert
Stadium Operations



Liz Blase-Shemon
Accounting




Jennifer Borgmann
Ticketing



Angela Bourget
Information Technology



Ben Boyd
Cardinals Productions



Justin Boyer
Information Technology



Katie Brandenburg
Cardinals Productions



Jamie Brickler
Ticketing



Caleb Buhs
Information Technology



Thomas Burton
Ticketing



Jeremy Busby
Ticketing



Maddie Canoy
Ticketing



Rex Carter
Accounting



Kyle Cassity
Marketing



Whitney Clark
Corporate Partnerships

FRONT OFFICE



Martin Coco
Marketing



Jennifer Coticchio
Event Services




Nolyn Coughlin
Ticketing



Robyn Curtis
Corporate Partnerships



Shawn Curtis
Information Technology



Andrew Dean
Ticketing



Rasheed DeBord
Ticketing




Teddy Deles
Ticketing



Sean Denby
Ticketing



Kyle Dinges
Corporate Partnerships



Vincent Diplarides
Cardinals Productions



Sean Driver
Stadium Operations




Lauren Dugan
Human Resources



Megan Eberhart
Marketing



Ryan Eberhart
Ticketing



Kevin Edwards
Information Technology



Kerry Emerson
Ticketing



Mark Emmert
Cardinals Productions



Meghan Essman
Community Relations



Tim Falkner
Cardinals Productions



Rob Fasoldt
Ticketing



Bill Findley
Stadium Operations



Shannon Fitzgerald
Ticketing



Fredbird
Team Mascot



Wes Froeschner
Content & Production



Adam Froidl
Corporate Partnerships



Nicholas Garzia
Legal Office



Jim Gilstrap
Cardinals Productions



Nate Green
Event Services



Lisa Haffer
Ticketing



Michael Hansen
Information Technology



Justin Hatcher
Stadium Operations



Jared Haukap
Content & Production



Travis Hawkins
Cardinals Productions




Paul Hayden
Accounting



Austin Heflin
Event Services



Megan Heflin
Stadium Operations



Zach Hernberger
Information Technology



Christian Heutel
Ticketing



Kurt Hoevel
Accounting



Keaghan Holub
Ticketing



Marissa Hoover
Accounting



David Hunn
Information Technology



Erik Jaffry
Event Services



Pierce Jefferson
Ticketing



Linda Johnson
Event Services




Marybeth Johnson
Community Relations



Matthew Jordan
Information Technology



Grace Kell
Ownership/Legal Office




Gabe Kiley
Corporate Partnerships



Chelsea King
Community Relations



Justin Klutenkammer
Information Technology



Haley Knueppel
Stadium Operations



Erin Krippene
Marketing



Felicia Lamar
Human Resources



Nancy Landa
Ticketing



Bradyn Landreth
Ticketing



Michael Langston
Cardinals Productions



Julie Laningham
President's Office



Bill Lewis
Information Technology



Missy Liotta
Accounting



Kristin Livingston
Corporate Partnerships



Dan Looney
Stadium Operations



Carol Lueke
Communications




Nathan Mackin
Ticketing



Jonathan Marcus
Cardinals Productions



Hosei Maruyama
Stadium Operations



Sam McAnulty
Ticketing



Brett McMillan
Cardinals Productions



Stan McNeal
Cardinals Productions



Megan McVicker
Event Services



Elisabeth Meinecke
Cardinals Productions



Ryan Melnick
Business Strategy
& Analytics



Adele Meyer
Ticketing



Ashleigh Middlebrook
Stadium Operations



Alexander Modglin
Information Technology



Chris Molina
Purchasing



Terry Moll
Stadium Operations



Courtney Morrison
Ticketing



Tyler Munie
Cardinals Productions



Mudi Munyati
Marketing



Noah Mussatto
Stadium Operations



Jennifer Needham
Business Strategy
& Analytics



Jeremy Neel
Stadium Operations



Chris Palmer
Stadium Operations



Tom Parchomski
Corporate Partnerships



Bonnie Parres
Community Relations



Jonathan Paterline
Purchasing



Greg Pauli
Information Technology



Sheila Pinsker
Event Services



Paul Pohlman
Ticketing



Abbi Pruett
Ticket Sales



Erin Pruhs
Museum



Lori Rains
Ticketing



Luke Rebmann
Ticketing




Brianna Reese
Ticketing




Roy Reese
Stadium Operations



Shannon Reese
Ticketing



Matt Reisner
Ticketing



Cindy Richards
Stadium Operations



Andrea Robinson
Ticketing



Ty Rogers
Ticketing



Mac Rouse
Business Strategy
& Analytics



Stanley Ruchalski
Stadium Operations



Leya Ruiz
Event Services



Michael Salony
Ticketing



Dolores Scanlon
Ticketing



Mairead Scanlon
Stadium Operations



Brittany Schelp
Museum



Joe Schindler
Stadium Operations




Lana Schneider
Business Operations



Justin Scott
Stadium Operations



Tracey Sessions
Accounting



Matt Shead
Content & Production



Carson Shipley
Communications



Tony Simokaitis
Cardinals Productions



Amanda Small
Community Relations



Caroline Smith
Cardinals Productions



Nicole Smythe
Stadium Operations



Michelle Spahn
Stadium Operations



Cullen Speckhals
Ticketing



Justin Sprengel
Cardinals Productions



Larry State
Corporate Partnerships



Emily Stephens
Cardinals Productions



Bryn Stevens
Marketing



Julie Stevens
Ticketing



Alex Stone
Ticketing



Megan Stubblefield
Event Services



Chris Suddeth
Community Relations



Clarke Taylor
Cardinals Productions



Laney Thacker
Stadium Operations



Andrew Timmerman
Ticketing



Ron Torrey
Stadium Operations



Melissa Tull
Marketing



Chris Tunno
Communications



Emma Turner
Human Resources



Jennifer Urish
Museum



Abby Vatterott
Ticketing



Daniel Venn
Marketing



John Venneman
Cardinals Productions



Kelly Walsh
Ticketing



Lindsey Weber
Community Relations



Lily Weirich
Event Services



Ryan Werre
Information Technology



Emily Westlove
Community Relations



Bethany White
Marketing



Reggie Whitted
Ticketing



Michael Whitty
Communications



Jodi Willenbrink
Cardinals Productions



Tracy Williams
Purchasing



Craig Wilson
Cardinals Productions



Jacob Wuelling
Ticketing




Taka Yanagimoto
Cardinals Productions



Nic Zamora
Corporate Partnerships



Steve Zesch
Cardinals Productions



TJ Zobrist
Ticketing



Matt Zurheide
Ticketing



Chip Caray
FanDuel Sports
Network Play-by-Play



Brad Thompson
FanDuel Sports
Network Analyst



Mark Sweeney
FanDuel Sports
Network Analyst




Jim Hayes
FanDuel Sports
Network Reporter/Host



Alexa Datt
FanDuel Sports
Network Reporter/Host



Scott Warmann
FanDuel Sports
Network Reporter/Host



Al Hrabosky
FanDuel Sports
Network Studio Analyst



Tom Pagnozzi
FanDuel Sports
Network Studio
Analyst



Tom Ackerman
FanDuel Sports
Network & Cardinals
Radio



John Rooney
Cardinals Radio



Ricky Horton
Cardinals Radio
& FanDuel Sports
Network



Mike Claiborne
Cardinals Radio



Jim Jackson
Cardinals Radio
Engineer




Ryan Schulte
Cardinals Radio
Engineer



Polo Ascencio
Cardinals
Spanish Radio
Play-by-Play



Bengie Molina
Cardinals
Spanish Radio
Analyst



Matt Pauley
Cardinals Radio
Host



Joe Pott
Cardinals Radio
Host

FORD C. FRICK AWARD WINNERS WITH ST. LOUIS CONNECTIONS

Presented annually by the Baseball Hall of Fame to a broadcaster
for "major contributions to baseball"

1987..... Jack Buck
1989..... Harry Caray
1991..... Joe Garagiola

2003..... Bob Uecker
2012..... Tim McCarver
2018..... Bob Costas



IN MEMORY OF

ORLANDO CEPEDA

1937 - 2024



IN MEMORY OF

GAYLEN PITTS


1946 - 2024



IN MEMORY OF

WHITEY HERZOG


1931 - 2024



IN MEMORY OF

JOSÉ DELEÓN

1960 - 2024



IN MEMORY OF

BOB UECKER


1934 - 2025

CONGRATULATIONS



BASEBALL
HALL OF FAME'S
CLASSIC
BASEBALL ERA
INDUCTEE

The St. Louis Cardinals logo, featuring a stylized "S" and "C" intertwined.



DICK

ALLEN



2025 OFFICIAL



MEDIA GUIDE

MANAGER, COACHES & PLAYERS

STADIUM • 11-TIME WORLD SERIES CHAMPIONS • ST. LOUIS CARDINALS • BUSCH STADIUM



OLIVER "OLI"
MARMOL

37

(marm-ul)

FULL NAME: Oliver "Oli" J. Marmol

BORN: Elizabeth, New Jersey

DATE OF BIRTH: July 2, 1986

OPENING DAY AGE: 38 (Turns 39 on July 2)

UNIFORM NUMBERS WORN: 37 (2017-present)

MANAGER 

MARMOL — MANAGERIAL RECORD

Year	Club	League	Finish	W	L
2022	ST. LOUIS	National	1st (Central)	93	69
2023	ST. LOUIS	National	5th (Central)	71	91
2024	ST. LOUIS	National	T-2nd (Central)	83	79
MAJOR TOTALS				247	239

Year	Club	League	Finish	W	L
2012	Johnson City	Appalachian (R)	2nd (West)	39	28
2013	State College	New York-Penn (SS-A)	1st (Pinckney)	48	27
2014	State College*	New York-Penn (SS-A)	1st (Pinckney)	48	28
2015	Palm Beach	Florida State (A)	2nd (South)	75	63
2016	Palm Beach	Florida State (A)	6th (South)	58	79
MINOR TOTALS				268	225

* League Champions

MARMOL — PLAYING RECORD

Year	Team	AGE	G	AB	R	H	2B	3B	HR	RBI	BB	SO	SB	CS	HBP	SH	SF	AVG	OBP	SLG	OPS
2007	Batavia (SS-A)	20	33	122	20	26	4	0	0	10	16	27	7	3	5	2	1	.213	.326	.246	.572
	Quad Cities (A)	20	31	86	12	18	3	1	0	7	7	13	4	2	4	2	1	.209	.296	.267	.563
2008	Quad Cities (A)	21	47	154	19	30	7	1	0	12	10	40	12	3	6	3	0	.195	.271	.253	.524
	Palm Beach (A+)	21	44	122	16	22	5	1	1	14	8	29	10	0	3	2	0	.180	.248	.262	.510
2009	Palm Beach (A+)	22	74	186	22	38	10	1	2	13	18	55	5	3	15	2	2	.204	.321	.301	.622
2010	Palm Beach (A+)	23	33	104	19	23	9	0	2	12	12	33	4	2	7	1	2	.221	.336	.365	.701
Minor League Totals			262	774	108	157	38	4	5	68	71	197	42	13	40	12	6	.203	.301	.282	.583

CAREER NOTES:

Oliver "Oli" Marmol was named the 51st manager in Cardinals franchise history on October 25, 2021, and at age 35, was the youngest since Marty Marion who piloted the team at age 34 in 1951. After signing a three-year contract that ran thru the 2024 season, he was signed to an extension thru 2026 in March of 2024.

In his first season at the helm in 2022, Marmol led the Cardinals to their first NL Central title since 2019 and at age 36-years, 97-days, was the youngest manager to lead his team to the postseason since Divisional Play began in 1969. He edged out Hall of Fame manager Sparky Anderson, who took the 1970 Cincinnati Reds to the National League West Division title at age 36-years, 207 days. Marmol was the youngest manager to lead his team to the postseason since Lou Boudreau led Cleveland to a World Series title as a 31-year-old player/manager in 1948.



Oli is just three wins shy of 250 for his managerial career, as he looks to become the 1st Cardinals manager since Mike Matheny in 2014 to reach 250 career wins. Only 12 prior managers have achieved 300 or more wins for the Cardinals.

Prior to being named the Cardinals manager, Marmol spent five seasons as a member of the Cardinals Major League Coaching Staff, including three (2019-21) as the team's Bench Coach after serving as the First Base Coach from 2017-18.

Oli, who was born in New Jersey, and is of Dominican descent, is only the second minority to manage the Cardinals and the first since Cuban-born Mike González did so for parts of the 1938 and 1940 seasons.

Marmol spent five seasons (2012-16) managing in the Cardinals farm system, leading his teams to the postseason in four of those five seasons, including the New York-Penn League title in 2014 with State College (Pa.).

Marmol's teams were a combined 268-225 (.544), posting league-best 48-win seasons in both 2013 and 2014 at State College. In 2015, his first season managing at Palm Beach, the Cardinals reached the postseason for the first time since 2008, winning the Florida State League South Division second half before being eliminated in the first round. Prior to 2015, the last time Palm Beach had reached the FSL postseason, Marmol was the team's second baseman.

In 2014, Marmol led the State College team to the New York-Penn League Championship, defeating Hudson Valley in two straight games when facing elimination, then defeated Tri-City for the crown. The Spikes posted 48 wins for the second consecutive season, a year after Marmol led State College to the best record in the New York-Penn League at 48-27.

The former Cardinals minor league infielder led the 2012 Johnson City squad to a 39-28 record and a playoff appearance in his first season as a manager. Marmol began his coaching career in 2011 as the hitting coach at the Gulf Coast League level under manager Steve Turco.

Marmol spent four years playing in the Cardinals system, finishing his career with the Palm Beach Cardinals in 2010. Marmol was originally drafted by the Pittsburgh Pirates in 2004 out of Dr. Phillips High School in Orlando, Fla., but decided to forego professional ball to attend college, where he batted .327 over three seasons at the College of Charleston (S.C.). He was drafted out of college in the sixth round of the 2007 June First-Year Player Draft by St. Louis.

Marmol was voted the recipient of the Cardinals organization's prestigious George Kissell Award in 2013 for excellence in player development.

In January of 2015, Oli, along with a young man named Josiah Viera were named co-recipients of the "Good Guy" Award presented by the St. Louis Chapter of the BBWAA. Marmol had befriended Josiah who had an extremely rare genetic disease that accelerates aging in children, and had him join in team activities at State College.

Marmol and his wife, Amber, are partnered in Versus, a new sports edtech platform combining world-class athletes and conversational video AI to bring video content that provides lessons to young athletes they can use on and off the field. Oli and Amber aided in a Holiday Toy Drive with Our Mission Guided by Faith Foundation for families in need this past December

Marmol, 38, resides in St. Louis with his wife, Amber, and their daughters Riley (9/15/17) and Kylie (8/29/19).

PROFESSIONAL COACHING CAREER

St. Louis Cardinals Manager	2022-25
St. Louis Cardinals Bench Coach	2019-21
St. Louis Cardinals First Base Coach.....	2017-18
Palm Beach (A) Manager	2015-16
State College (SS-A) Manager	2013-14
Johnson City (R) Manager.....	2012
Gulf Coast League Cardinals (R) Hitting Coach.....	2011

AWARDS & HONORS

George Kissell Award
2013: State College (SS-A)

New York-Penn League Championship
2014: State College (SS-A)

St. Louis BBWAA Good Guy Award
2015

St. Louis BBWAA
Outstanding Achievement Award
2022: St. Louis



BRANDON ALLEN

87

FULL NAME: Brandon Durell Allen

BORN: Conroe, Texas

DATE OF BIRTH: February 12, 1986

OPENING DAY AGE: 39

UNIFORM NUMBERS WORN: 25 (2009), 29 (2010-11), 31 (2011),
14 (2012), 19 (2012), 87 (2023-present)ASSISTANT HITTING COACH 

ALLEN — COMPLETE RECORD

Year	Team	AGE	G	AB	R	H	2B	3B	HR	RBI	BB	SO	SB	CS	HBP	SH	SF	AVG	OBP	SLG	OPS
2004	Bristol (SS-A)	18	58	185	17	38	9	1	3	23	16	60	2	3	4	0	2	.205	.280	.314	.594
2005	Great Falls (SS-A)	19	66	231	41	61	11	2	11	42	32	69	7	5	7	0	3	.264	.366	.472	.838
2006	Kannapolis (A)	20	109	395	36	84	17	2	15	68	22	126	6	4	3	3	4	.213	.257	.380	.637
2007	Kannapolis (A)	21	129	516	84	146	39	5	18	93	39	124	7	4	4	0	2	.283	.337	.483	.820
2008	Winnap-Salem (A+)	22	89	319	57	89	26	4	15	44	41	83	14	3	6	0	0	.279	.372	.527	.898
	Birmingham (AA)	22	41	153	30	42	6	2	14	31	19	41	3	1	1	0	0	.275	.358	.614	.973
2009	Birmingham (AA)	23	62	241	39	70	12	3	7	35	30	47	1	2	2	0	1	.291	.372	.452	.825
	Charlotte (AAA)	23	15	61	6	16	4	0	1	8	0	13	0	0	0	0	0	.262	.262	.377	.639
	Reno (AAA)	23	38	145	33	47	8	1	12	32	20	25	6	0	2	0	0	.324	.413	.641	1.055
	ARIZONA	23	32	104	13	21	7	0	4	14	12	40	0	0	0	0	0	.202	.285	.385	.669
2010	ARIZONA	24	22	45	5	12	3	0	1	6	10	20	0	0	0	0	1	.267	.393	.400	.793
	Reno (AAA)	24	107	371	72	97	18	3	25	86	83	95	14	4	10	0	5	.262	.405	.528	.933
2011	Reno (AAA)	25	83	304	75	93	21	4	18	66	64	90	7	4	4	0	5	.306	.427	.579	1.006
	Sacramento (AAA)	25	10	40	4	10	2	1	3	6	2	11	0	0	0	0	0	.250	.286	.575	.861
	OAKLAND	25	41	146	18	30	9	2	3	11	11	55	2	0	0	0	1	.206	.260	.356	.616
	ARIZONA	25	11	29	5	5	0	0	3	7	7	13	1	0	1	0	0	.172	.351	.483	.834
2012	Durham (AAA)	26	29	122	17	32	9	1	4	14	4	32	0	0	2	0	1	.262	.295	.451	.745
	Charlotte (AAA)	26	14	51	8	13	3	0	2	4	9	14	0	0	0	0	1	.255	.361	.431	.792
	Softbank (JPPL)	26	17	60	13	14	1	0	4	9	10	21	0	0	1	0	0	.233	.352	.450	.802
	Softbank (JPWL)	26	12	35	4	6	1	0	0	1	1	13	0	0	0	0	0	.171	.194	.200	.394
	OAKLAND	26	3	7	0	0	0	0	0	0	0	5	0	0	0	0	0	.000	.000	.000	.000
	TAMPA BAY	26	7	13	3	2	0	0	1	3	2	4	0	0	0	0	0	.154	.267	.385	.651
2013	Tucson (AAA)	27	119	423	64	113	24	7	17	76	55	87	6	0	0	0	6	.267	.347	.478	.825
2014	Las Vegas (AAA)	28	98	320	64	85	11	2	13	52	51	67	2	1	2	0	2	.266	.368	.434	.802
	St. Lucie A+)	28	5	17	3	8	3	0	0	5	7	2	0	0	1	0	0	.471	.640	.647	1.287
2015	Las Vegas (AAA)	29	124	406	52	111	29	3	16	68	51	92	4	2	1	0	8	.273	.350	.478	.828
2016	Louisville (AAA)	30	67	231	17	41	9	0	4	17	33	52	0	1	2	1	1	.178	.285	.268	.553
Major League Totals		116	344	44	70	19	2	12	41	42	137	3	0	1	0	2	.204	.291	.375	.666	
Minor League Totals		1263	4531	719	1196	261	41	198	770	578	1130	79	34	51	4	41	.264	.351	.471	.822	
Japan Totals		71	246	35	54	9	1	10	31	37	80	2	2	3	0	0	.220	.329	.386	.715	



CAREER NOTES:

Brandon Allen begins his 3rd season on the Cardinals Major League coaching staff. Allen was named the St. Louis Cardinals assistant hitting coach in November of 2022 after serving as a hitting coach in the organization for six seasons, including the prior three seasons (2020-22) for the Memphis Redbirds (AAA).

The 39-year old Allen mentored a Memphis lineup in 2022 that finished 2nd in the International League in HR's and batting, and featured league batting leader Alec Burleson and Mosies Gomez, the Cardinals Minor League Co-Player of the Year and overall minor league HR leader.

Allen played professionally for 13 years that included parts of four seasons in the Major Leagues. The former left-handed hitter batted a combined .203 with 12 home runs and 41 RBI in 116 games between Arizona (2009-11), Oakland (2011-12), Tampa Bay (2012).

PROFESSIONAL COACHING CAREER

St. Louis Cardinals Asst. Hitting Coach.....	2023-25
Memphis Redbirds (AAA) Hitting Coach	2020-22
Springfield Cardinals (AA) Hitting Coach.....	2019
Palm Beach (A) Hitting Coach.....	2018
Johnson City (Rookie) Hitting Coach.....	2017

In 2011, Allen became only the second player in history to homer into the upper deck at the New Yankee Stadium (Russell Branyan being the first). In 2012, Allen was the Opening Day first baseman for the eventual A.L. West champion Oakland Athletics, starting the MLB opener on March 28 in Tokyo against the Mariners.

Allen, who earned a football scholarship to Rice as a linebacker/defensive end and had a baseball scholarship at the University of Houston, was originally drafted by the Chicago White Sox in the fifth round of the 2004 First-Year Player Draft out of Montgomery (Texas) High School. He resides in Indiana, PA, with his wife Gabrielle.



Assistant Hitting Coach Brandon Allen with former Negro Leagues player Curtis Anderson before the MLB at Rickwood Field game against San Francisco in Birmingham, Alabama, June 20, 2024.

ALLEN, BRANDON



DUSTY BLAKE

90

FULL NAME: Dusty Blake**BORN:** Candor, North Carolina**DATE OF BIRTH:** April 26, 1982**OPENING DAY AGE:** 42 (turns 43 on April 26)**UNIFORM NUMBERS WORN:** 90 (2021-present)**PITCHING COACH** 

CAREER NOTES:

Dusty Blake is entering his third season as the St. Louis Cardinals pitching coach and his fifth season with the Cardinals organization. He was named the team's pitching coach on November 6, 2022.

Blake served as the team's pitching strategist in 2021 and 2022 under former pitching coach Mike Maddux, working closely with the Major League coaching staff, video scouting team and pitchers.

Before joining the Cardinals in 2021, Blake had spent the previous three seasons (2018-20) as pitching coach for the Duke University Blue Devils, where he handled the team's pitching staff in addition to managing scouting reports.

While at Duke, Blake's pitching staff set a school record in 2020 for consecutive scoreless innings (37) and had the program's first ever perfect game. The 2020 staff led the Atlantic Coast Conference in ERA, fewest walks and best strikeout/walk ratio, while also leading the nation in shutouts. Blue Devils pitcher Bryce Jarvis was the highest drafted (1st round -18th overall) player in Duke baseball history in June of 2020. In 2018 and 2019, the team's pitchers set school records for strikeouts, ranking 14th in the nation in 2019.

Before his stint at Duke, Blake served as Head Coach and Associate Athletic Director at Pfeiffer University (NC) from 2013-17, where he led the NCAA Division II Falcons to back-to-back winning seasons in 2014-15 for the first time since 2003-04. Blake has also coached at USC Upstate (2012), Wofford College (2008-11), Catawba College (2006-07) and in the Coastal Plain League (summer ball). He also served as pitching coach and outfield coach at Pfeiffer (2005).

Blake is a graduate of Appalachian State University where he also pitched for the Mountaineers from 1999-2003. A native of Candor, NC, Blake resides in Durham, NC with his wife, Amy, and daughters, Mia and Macy.

PROFESSIONAL COACHING CAREER

St. Louis Cardinals Pitching Coach.....	2023-25
St. Louis Cardinals Pitching Strategist	2021-22
Duke University Pitching Coach	2018-20
Pfeiffer University (NC) Head Coach/Assoc. AD	2013-17
USC Upstate Coach	2012
Wofford College Coach	2008-11
Catawba College Coach.....	2006-07
Pfeiffer University (NC) Pitching/Outfield Coach	2005



ST. LOUIS CARDINALS ALL-TIME COACHES ROSTER

Jeff Albert2019-22	Darrell Johnson.....1960-61	Mitchell Page.....2001-04
Mike Aldrete2012-14	Lou Kahn.....1954-55	Dave Parker1998
Brandon Allen.....2023-25	Ray Katt.....1959-61	Heinie Peitz1913
Tony Auferio.....1973	Tony Kaufmann.....1947-50	Joe Pettini.....2002-11
Don Baylor1992	Johnny Keane1959-61	Gaylen Pitts1991-95
Joe Becker1965-66	Bill Killefer.....1926	Howie Pollet1959-64
David Bell2014-17	Dean Keikhefer.....2024-25	Bill Posedel.....1954-57
Vern Benson1961-64, 70-75	George Kissell.....1969-75	Jamie Quirk1984
Ray Blades.....1930-32, 51	Hub Kittle.....1981-83	Julio Rangel.....2023-25
Dusty Blake2021-25	Darold Knowles.....1983	Tommy Reynolds1996
Ken Boyer1971-72	Fred Koenig.....1976	Dave Ricketts1974-75, 78-91
Steve Braun1990	Jack Krol.....1977-80	John Riddle1952-55
Brant Brown2025	Rene Lachemann.....1997-99	Mark Riggins1995
Mark Budaska2018-19	Hal Lanier.....1981-85	Jim Riggleman1989-90
Jose Cardenal.....1994-95	Carney Lansford1997-98	Mike Roarke1984-90
Chris Chambliss1993-95	Johnny Lewis1973-76, 84-89	Sonny Ruberto1977-78
Stubby Clapp2019-25	Derek Lilliquist.....2011-17	Mike Ryba1951-54
Joe Coleman1991-94	Nick Leyva.....1984-88	Red Schoendienst.....1962-64, 1979-95
Dave Collins1991-92	John Mabry2013-18	Barney Schultz.....1971-75
Walker Cooper.....1957	Mike Maddux.....2018-22	Joe Schultz.....1963-68
Joe Cunningham.....1982	Chris Maloney2012-17	Skip Schumaker.....2022
Mark DeJohn.....1996-2001	Marty Marion.....1950	Mike Shildt.....2017-18
Bucky Dent.....1991-94	Oliver Marmol.....2017-21	Burt Shotton1923-25
Daniel Descalso2024-25	Marty Mason2000-10	Dick Sisler1966-70
Dave Duncan1996-2011	Dal Maxvill1979-80	Hal Smith.....1962
Mike Easler1999-2001	Derrick May2016	Al Sothoron1927-28
Patrick Elkins2020-25	Joe McEwing.....2023	Joe Sugden1921-25
Bryan Eversgerd2018-22	Willie McGee2018-24	Lee Thomas1972, 83
Bob Gibson1995	Mark McGwire.....2010-12	Ray Thomas.....1922
Preston Gomez1976	Dave McKay.....1996-2011	Tim Thompson.....1981
Mike Gonzalez1934-46	Bill McKechnie.....1927	Tink Turner.....1924
George Greer2018	Hal McRae2005-09	Mickey Vernon1965
Stan Hack1957-58	Dyar Miller2012	Dixie Walker1953, 55
Rich Hacker.....1986-90	Bob Milliken.....1965-70, 76	Harry Walker1959-62
Ron Hassey.....1996	Terry Moore.....1949-52, 56-58	Turner Ward.....2022-24
George Hendrick.....1996-97	Mo Mozzali1977-78	Buzzy Wares.....1930-52
Chuck Hiller1981-83	Bill Mueller.....2015-18	Ron "Pop" Warner.....2017-25
Al Hollingsworth1957-58	Billy Muffett.....1967-70	Otto Williams.....1926
Johnny Hopp.....1956	Greasy Neale1929	Bart Zeller.....1970
Jack Hubbard.....1993	Charley O'Leary1913-17	Tom Zimmer.....1976
Blaise Ilesley2013-17	Jack Onslow.....1928	
Jon Jay.....2025	Jose Oquendo.....1999-2015, 2018	
Jobel Jiménez2019-21	Claude Osteen1977-80	



BRANT BROWN

73

FULL NAME: Brant Michael Brown

BORN: Porterville, California

DATE OF BIRTH: June 22, 1971

OPENING DAY AGE: 53 (Turns 54 on June 22)

UNIFORM NUMBERS WORN: 37 (1996-2000), 35 (2000),
73 (2025)

HITTING COACH 

BROWN — COMPLETE RECORD

Year	Team	AGE	G	AB	R	H	2B	3B	HR	RBI	BB	SO	SB	CS	HBP	SH	SF	AVG	OBP	SLG	OPS
1992	Peoria (A)	21	70	248	28	68	14	0	3	27	24	49	3	4	1	3	5	.274	.335	.367	.701
1993	Daytona (A+)	22	75	266	26	91	8	7	3	33	11	38	8	7	1	4	0	.342	.371	.459	.829
	Orlando (AA)	22	28	111	17	35	11	3	4	23	6	19	2	1	4	0	1	.315	.369	.577	.946
1994	Orlando (AA)	23	127	470	54	127	30	6	5	37	37	86	11	15	5	2	0	.270	.330	.392	.722
1995	Orlando (AA)	24	121	446	67	121	27	4	6	53	39	77	8	5	3	11	3	.271	.332	.390	.722
1996	CHICAGO (NL)	25	29	69	11	21	1	0	5	9	2	17	3	3	1	0	1	.304	.329	.536	.865
	Iowa (AAA)	25	94	342	48	104	25	3	10	43	19	65	6	6	3	0	0	.304	.346	.483	.829
1997	CHICAGO (NL)	26	46	137	15	32	7	1	5	15	7	28	2	1	3	1	0	.234	.286	.409	.695
	Iowa (AAA)	26	71	256	51	77	19	3	16	51	31	44	6	6	2	1	1	.301	.379	.586	.965
1998	CHICAGO (NL)	27	124	347	56	101	17	7	14	48	30	95	4	5	1	1	1	.291	.348	.501	.850
1998	Iowa (AAA)	27	3	11	1	4	0	0	0	0	0	6	0	0	0	0	0	.364	.364	.364	.727
1999	PITTSBURGH	28	130	341	49	79	20	3	16	58	22	114	3	4	4	0	4	.232	.283	.449	.732
2000	FLORIDA	29	41	73	4	14	6	0	2	6	3	33	1	0	0	0	0	.192	.224	.356	.580
2000	CHICAGO (NL)	29	54	89	7	14	1	0	3	10	10	29	2	1	1	1	1	.157	.248	.270	.517
2001	Memphis (AAA)	30	52	188	30	52	4	1	4	19	21	60	2	1	0	0	0	.277	.349	.372	.722
	Indianapolis (AAA)	30	50	154	22	31	8	1	5	13	12	47	1	2	3	3	0	.201	.272	.364	.636
2003	Schaumburg (Ind.)	32	85	328	55	83	21	6	7	43	36	78	16	5	1	1	5	.253	.324	.418	.742
Major League Totals		424	1056	142	261	52	11	45	146	74	316	15	14	10	3	7		.247	.301	.445	.746
Minor League Totals		691	2492	344	710	146	28	56	299	200	491	47	47	22	24	10		.285	.342	.433	.776
Independent League Totals		85	328	55	83	21	6	7	43	36	78	16	5	1	1	5		.253	.324	.418	.742



CAREER NOTES:

Brown is entering his 1st season as a member of the Cardinals coaching staff, named as the team's Hitting Coach on October 22, 2024.

"Brownie" served as the Seattle Mariners Bench Coach/ Offensive Coordinator to begin the 2024 season after spending the 2023 season as the Hitting Coach on former Cardinal Skip Schumaker's staff with the Miami Marlins.

The Southern California native has been coaching professionally since 2007 when he joined the staff at Bakersfield, CA in the California League - an affiliate of the Texas Rangers. He advanced to Frisco (AA) in 2009 and to Round Rock (AAA) in 2012 during a six-year stint in the Rangers system.

Brown moved to the Seattle Mariners organization in 2013 and held the titles of Minor League Outfield Coordinator for three years (2013-16) and Offensive Coordinator (2017).

He joined the Los Angeles Dodgers staff in 2018 where he would serve as Assistant Hitting Coach on the big league team before getting his first Major League Hitting Coach assignment in 2023 when he joined Schumaker's 1st coaching staff with the Miami Marlins.

Brown played five seasons in the majors with the Cubs (1996-98, 2000), Pirates (1999) and Marlins (2000). The left-handed hitting outfielder compiled a .247 career batting mark with 45 HR's and 146 RBI in 424 games played. He batted .291 with 14 home runs for the Cubs in 1998 and appeared as a pinch hitter in Game 3 of their N.L. Division Series vs. Atlanta that year. Brown enjoyed a three-homer game on June 18, 1998 vs. Philadelphia.

He played 52 games for the Cardinals' Triple-A minor league affiliate in Memphis, TN in 2001 where he was teammates with Stubby Clapp.

Brown was a 3rd round draft selection by the Cubs in 1992 out of California State University, Fresno and attended Monache High School in Porterville, CA.

PROFESSIONAL COACHING CAREER

St. Louis Cardinals Hitting Coach.....	2025
Seattle Mariners Bench Coach/ Offensive Coordinator.....	2024
Miami Marlins Hitting Coach.....	2023
Los Angeles Dodgers Asst. Hitting Coach/ Minor League Hitting Coordinator.....	2018-22
Seattle Mariners Minor League Offensive Coordinator.....	2017
Seattle Mariners Minor League	
Outfield Coordinator	2013-16
Round Rock (AAA) Coach.....	2012
Frisco (AA) Coach.....	2009-11
Bakersfield (A) Coach.....	2007-08

AWARDS & HONORS

Southern League Hall of Fame
2015

Southern League All-Star Game Manager
2012: Mobile (AA)

Southern League Manager of the Year
2011: Mobile (AA)

Southern League Championship
2011: Mobile (AA)
2012: Mobile (AA)

Moblle (Ala.) Sports Hall of Fame
2007

Alabama Junior College Hall of Fame
1996



STUBBY CLAPP

82**FULL NAME:** Richard Keith Clapp**BORN:** Windsor, Ontario, Canada**DATE OF BIRTH:** February 24, 1973**OPENING DAY AGE:** 52**UNIFORM NUMBERS WORN:** 29 (2001), 11 (2019), 82 (2020-24)**FIRST BASE COACH** 

CLAPP — PLAYING RECORD

Year	Team	AGE	G	AB	R	H	2B	3B	HR	RBI	BB	SO	SB	CS	HBP	SH	SF	AVG	OBP	SLG	OPS
1996	Johnson City (Rk)	23	29	94	25	21	3	2	1	15	26	15	9	2	1	1	1	.223	.393	.330	.723
1997	Prince William (A+)	24	78	267	51	85	21	6	4	46	52	41	9	4	6	4	4	.318	.435	.487	.922
1998	Arkansas (AA)	25	139	514	113	143	30	9	12	57	86	100	18	10	8	8	6	.278	.386	.442	.828
1999	Memphis (AAA)	26	110	393	72	102	26	2	14	62	53	96	7	7	3	4	4	.260	.349	.443	.792
2000	Memphis (AAA)	27	129	505	89	138	28	8	1	52	80	88	10	5	5	6	4	.273	.375	.366	.742
2001	Memphis (AAA)	28	86	299	48	91	14	7	5	33	43	46	8	4	1	4	1	.304	.392	.448	.841
	ST. LOUIS	28	23	25	0	5	2	0	0	1	1	7	0	0	0	0	0	.200	.231	.280	.511
2002	Memphis (AAA)	29	100	359	49	87	19	2	2	20	46	70	2	7	5	0	2	.242	.335	.323	.658
2003	Richmond (AAA)	30	105	286	43	62	11	9	3	23	46	66	6	2	5	4	2	.217	.333	.350	.683
2004	New Hampshire (AA)	31	19	53	10	12	7	0	1	9	10	14	0	0	0	0	0	.226	.349	.415	.764
	Syracuse (AAA)	31	29	87	13	25	8	2	0	6	15	18	0	2	3	1	0	.287	.410	.425	.835
2005	Edmonton (Ind.)	32	87	350	60	100	29	3	5	42	44	45	14	5	7	1	4	.286	.373	.429	.801
2006	Edmonton (Ind.)	33	79	303	61	98	19	5	1	34	63	34	32	12	5	2	0	.323	.447	.429	.876
Major League Totals			23	25	0	5	2	0	0	1	1	7	0	0	0	0	0	.200	.231	.280	.511
Minor League Totals			824	2857	513	766	167	47	43	323	457	554	69	43	37	32	24	.268	.373	.405	.778
Independent League Totals			166	653	121	198	48	8	6	76	107	79	46	17	12	3	4	.303	.409	.429	.837

CLAPP — MANAGERIAL RECORD

Year	Club	League	Finish	W	L
2011	Tri-City	New York-Penn (SS-A)	3rd (Stedler Division)	33	42
2012	Tri-City	New York-Penn (SS-A)	1st (Stedler Division)	51	25
2017	Memphis*	Pacific Coast (AAA)	1st (American Southern)	91	50
2018	Memphis*	Pacific Coast (AAA)	1st (American Southern)	83	57
MINOR LEAGUE TOTALS				258	174

* League Champions



CAREER NOTES:

Stubby Clapp enters his 7th season as a member of the St. Louis Cardinals coaching staff after serving as the manager of the triple-A Memphis Redbirds of the Pacific Coast League from 2017-18.

Clapp won back-to-back PCL titles in his two years as manager of the Redbirds and won the Triple-A Championship in 2018 as Memphis crushed Durham 14-4 in the title game giving the Redbirds their first such title after finishing runner-up in 2000, 2009 and 2017.

In two years as the Memphis skipper, Clapp recorded a .619 winning percentage (174-107) including a franchise-best record of 91-50 in 2017.

Clapp has been recognized as Pacific Coast League Manager of the Year in 2017 and 2018. Baseball America recognized Clapp as their Minor League Manager of the Year in 2017 and he received the J. Roy Stockton/Bob Broeg Award for outstanding achievement in baseball from the St. Louis chapter of the BBWAA.

Prior to 2017, Clapp managed two years (2011-12) in the Astros organization with Tri-City of the New York-Penn League leading the Valley Cats to a first place division finish in 2012 and runner-up in the championship series to Hudson Valley.

Clapp came to the Cardinals from the Blue Jays organization where he was a hitting coach for double-A New Hampshire (2015-16) of the Eastern League and before that with single-A Dunedin (2013-14) of the Florida State League. In 2014, Clapp received the Blue Jays' 2014 Bobby Mattick Award for excellence in Player Development.

Often referred to as the "Mayor of Memphis," Clapp became the first and only Memphis Redbirds player to have his number retired by the team in 2007. Known for his grit and hard play day in and day out, Clapp was beloved by fans for his energy and the backflips he routinely performed when taking the field.

In his Redbirds career, Clapp appeared in a total of 425 games. He sits at the top of the Redbirds' career leaders in walks (222) and triples (19), while also ranking second in runs scored (258) and third in games (425), at-bats (1,556), hits (418), doubles (87), and extra-base hits (128). He was a member of the Redbirds' first PCL Championship team in 2000, where he hit three homers and drove in 11 during the playoffs. Earlier that year, Clapp recorded the first hit in AutoZone Park history, with a single to center, and set the Redbirds' single-season record for triples with eight.

A graduate of Texas Tech University, the Windsor, Ontario, native was drafted by the St. Louis Cardinals in the 36th round of the 1996 First-Year Player Draft. He played for Johnson City (R) in 1996, Prince William (A) in 1997 and Arkansas (AA) in 1998 before making his debut with Memphis (AAA) on April 8, 1999 against Calgary at Tim McCarver Stadium.

Clapp made his Major League debut on June 18, 2001 against the Cubs. He appeared in 23 career games for the Cardinals that season, posting a .200 average with two doubles and one RBI.

Clapp played the 2003 season for the Braves' Richmond (AAA) club, followed by a 2004 campaign that was split between New Hampshire (AA) and Syracuse (AAA) in the Blue Jays organization. Clapp finished his career playing the 2005-06 seasons for the Edmonton Cracker-Cats of the independent Northern League.

Following his playing career, Clapp spent 2007-12 in the Houston Astros organization: three seasons as the hitting coach for Lexington (A), one season as hitting coach for Corpus Christi (AA), before taking on his first managerial role with Tri-City.

Clapp has represented Canada in numerous international baseball competitions. He recorded a game-winning, bases-loaded single to beat the United States in the first round of the 1999 Pan American Games in Winnipeg. Clapp also played for the Canadian National team in the 2004 Olympics in Athens, 2008 Olympics in Beijing, and the 2006 and 2009 World Baseball Classics. Clapp served as a coach in the 2013 World Baseball Classic and was third base coach for the gold medal-winning Canada national baseball team at the 2015 Pan American Games.

The 52-year-old was the third member of his family to be given the nickname "Stubby," along with his grandfather and father. He and his wife, Chastity, have three children: sons Cooper (aka "Stubby IV") and Cannan, and daughter Crosbie.

PROFESSIONAL COACHING CAREER

St. Louis Cardinals First Base Coach.....	2019-25
Memphis (AAA) Manager	2017-18
New Hampshire (AA) Hitting Coach	2015-16
Team Canada Third Base Coach (Pan-Am).....	2015
Dunedin (A) Hitting Coach.....	2013-14
Team Canada Coach (WBC).....	2013
Tri-City (SS-A) Manager.....	2011-12
Corpus Christi (AA) Hitting Coach.....	2010
Lexington (A) Hitting Coach.....	2007-09

AWARDS & HONORS

Triple-A Championship
2018: Memphis (AAA)

Pacific Coast League Championship
2018: Memphis (AAA)
2017: Memphis (AAA)

George Kissell Award
2017: Memphis (AAA)

Pan-American Games - Gold Medal
2015: Canada

New York Penn-League Runner-Up
2012: Tri-City (SS-A)

PLAYER

Pacific Coast League Championship
2000: Memphis (AAA)



DANIEL
DESCALSO

34

(dehs-KAL-soh)

FULL NAME: Daniel William Descalso

BORN: Redwood City, California

DATE OF BIRTH: October 19, 1986

OPENING DAY AGE: 38

UNIFORM NUMBERS WORN: 63 (2010), 33 (2011-2014),
3 (2015-2019), 34 (2024-present)

BENCH COACH

DESCALSO — COMPLETE RECORD

Year	Team	AGE	G	AB	R	H	2B	3B	HR	RBI	BB	SO	SB	CS	HBP	SH	SF	AVG	OBP	SLG	OPS
2007	Batavia (SS-A)	20	66	250	29	67	7	5	0	31	26	37	12	3	5	0	2	.268	.346	.336	.682
2008	Palm Beach (A+)	21	115	403	57	98	24	2	8	50	33	53	7	7	10	5	5	.243	.313	.372	.685
	Springfield (AA)	21	9	37	6	13	1	1	0	4	3	2	1	1	1	0	1	.351	.405	.432	.837
2009	Springfield (AA)	22	73	288	46	93	26	5	8	51	31	41	0	1	4	1	0	.323	.396	.531	.928
	Memphis (AAA)	22	46	150	23	38	4	0	2	17	16	21	3	0	1	4	1	.253	.327	.320	.647
2010	Memphis (AAA)	23	116	468	86	132	32	3	9	71	47	48	8	4	5	5	6	.282	.350	.421	.771
	ST. LOUIS	23	11	34	6	9	2	0	0	4	2	6	1	0	1	0	0	.265	.324	.324	.648
2011	ST. LOUIS	24	148	326	35	86	20	3	1	28	33	65	2	2	3	10	3	.264	.334	.353	.687
2012	ST. LOUIS	25	143	374	41	85	10	7	4	26	37	83	6	3	5	7	3	.227	.303	.324	.627
2013	ST. LOUIS	26	123	328	43	78	25	1	5	43	22	56	6	3	3	3	2	.238	.290	.366	.656
2014	ST. LOUIS	27	104	161	20	39	11	0	0	10	20	33	1	3	2	1	0	.242	.333	.311	.644
2015	COLORADO	28	101	185	22	38	3	2	5	22	20	45	1	2	0	4	0	.205	.283	.324	.607
2016	COLORADO	29	99	250	38	66	12	2	8	38	34	56	3	0	1	0	4	.264	.350	.424	.774
	Albuquerque (AAA)#	29	4	15	1	6	1	0	0	1	3	2	0	1	0	0	0	.400	.500	.467	.967
2017	ARIZONA	30	131	344	47	80	16	5	10	51	48	89	4	0	4	0	2	.233	.332	.395	.727
2018	ARIZONA	31	138	349	54	83	22	4	13	57	64	110	0	1	2	0	7	.238	.353	.436	.789
2019	CHICAGO (NL)	32	82	168	20	29	5	1	2	15	23	57	2	1	0	1	1	.173	.271	.250	.521
	Iowa (AAA)#	32	10	27	5	4	0	0	2	4	5	8	0	0	1	0	0	.148	.303	.370	.673
2020	DID NOT PLAY -- INJURED																				
2021	St. Paul (AAA)	34	24	75	9	7	2	0	2	4	14	31	0	0	1	0	0	.093	.244	.200	.444
Major League Totals		1080	2519	326	593	126	25	48	294	303	600	26	15	21	26	22		.235	.320	.362	.683
St. Louis Totals		529	1223	145	297	68	11	10	111	114	243	16	11	14	21	8		.243	.313	.341	.654
Minor League Totals		463	1713	262	458	97	16	31	233	178	243	31	17	28	15	15		.267	.343	.397	.740

*Led league # Injury Rehabilitation Assignment

DESCALSO, DANIEL



Former Cardinals infielder and 2011 World Series Champion Daniel Descalso was named to the team's Major League coaching staff as Bench Coach on Nov. 20, 2023. The 2025 season marks his second season as a professional coach.

Descalso, 38, was a member of the Cardinals from 2010 to 2014, and enjoyed a 10-year playing career that also included stops with Colorado (2015-16), Arizona (2017-18) and the Chicago Cubs (2019). He played in World Series in both 2011 and 2013 with the Cardinals, and will long be remembered by Cardinals fans for his role in the team's 2011 World Series Game 6 rally, and the decisive Game 5 comeback against Washington in the 2012 National League Division Series.

He recorded two hits in the 2011 World Series, both coming in Game 6, including a leadoff single to start rally in 10th inning and later scored. He had a had a 2-RBI single in the bottom of the 9th in 2012 Division Series Game 5 to tie the game at 7-7.

A Northern California native, Descalso was drafted (3rd round) by the Cardinals in 2007. He and Manager Oliver Marmol were teammates in 2007 for Batavia (A) where they both made their pro debuts after being drafted by St. Louis.

Descalso served as a Special Assistant to Baseball Operations for the National League Champion Arizona Diamondbacks in 2023.

Descalso graduated from St. Francis High School in Mountain View, Calif., the same high school as former Cardinals outfielder John Gall and former Major League outfielder Eric Byrnes. He was captain of the football and baseball team and was named to the West Catholic Athletic League first team his junior and senior (League MVP in baseball) years.

Daniel played college baseball at UC-Davis where he was named first team Division I All-Independent his junior year after batting .397 and ranking among the NCAA leaders in average (44th), doubles (32nd) and toughest to strike out (53rd). He was the first freshman to lead the UC-Davis in batting since 1967.

Daniel and his wife, Julia, have three children and reside in northern California. His last name is pronounced dehs-KAL-soh.

PROFESSIONAL COACHING CAREER

St. Louis Cardinals Bench Coach2024-25

AWARDS & HONORS

Pacific Coast League All-Star

2010: Memphis (AAA)

Texas League All-Star

2009: Springfield (AA)

Topps All-Star Team

2010: Memphis (AAA) - 2B

2009: Springfield (AA) - 2B



Daniel Descalso rounds third base in the Cardinals 16-7 win over the Texas Rangers in Game 3 of the 2011 World Series, October 22, 2011 at Rangers Ballpark in Arlington.

**JON
JAY****19****FULL NAME:** Jonathan Henry Jay**BORN:** Miami, Florida**DATE OF BIRTH:** March 15, 1985**OPENING DAY AGE:** 40**UNIFORM NUMBERS WORN:** 15 (2011), 19 (2011-15, 2025),
24 (2016), 30 (2017), 25 (2018), 9 (2018, 2020-21), 45 (2019),
11 (2023-24)**COACH** **JAY — COMPLETE RECORD**

Year	Team	AGE	G	AB	R	H	2B	3B	HR	RBI	BB	SO	SB	CS	HBP	SH	SF	AVG	OBP	SLG	OPS
2006	Quad Cities (A)	21	60	234	42	80	13	3	3	45	28	27	9	4	3	1	2	.342	.416	.462	.877
2007	GCL Cardinals (Rk)	22	1	2	0	1	0	0	0	0	0	1	0	0	0	0	0	.500	.500	.500	1.000
	Palm Beach (A+)	22	32	126	19	36	8	0	2	10	5	25	5	2	2	0	1	.286	.321	.397	.718
	Springfield (AA)	22	26	102	17	24	4	2	2	11	11	19	4	1	4	0	0	.235	.333	.373	.706
2008	Springfield (AA)	23	96	372	57	114	17	3	11	47	39	46	10	7	6	7	3	.307	.379	.457	.836
	Memphis (AAA)	23	16	58	8	20	4	1	1	10	6	10	0	1	0	0	0	.345	.406	.500	.906
2009	Memphis (AAA)	24	136	505	72	142	23	2	10	54	34	64	20	8	12	8	5	.281	.338	.394	.732
2010	ST. LOUIS	25	105	287	47	86	19	2	4	27	24	50	2	4	3	8	1	.300	.359	.422	.780
	Memphis (AAA)	25	42	165	31	53	16	0	4	32	17	22	13	0	4	3	2	.321	.394	.491	.885
2011	ST. LOUIS	26	159	455	56	135	24	2	10	37	28	81	6	7	7	9	4	.297	.344	.424	.768
2012	ST. LOUIS	27	117	443	70	135	22	4	4	40	34	71	19	7	15	9	1	.305	.373	.400	.773
	Memphis (AAA)#	27	2	7	3	3	0	1	1	3	1	0	0	0	0	0	0	.429	.500	1.143	1.643
2013	ST. LOUIS	28	157	548	75	151	27	2	7	67	52	103	10	5	14	9	5	.276	.351	.370	.721
2014	ST. LOUIS	29	140	413	52	125	16	3	3	46	28	78	6	3	*20	3	4	.303	.372	.378	.750
2015	ST. LOUIS	30	79	210	25	44	5	1	1	10	19	36	0	2	11	3	2	.210	.306	.257	.563
	Memphis#	30	4	13	3	5	0	0	1	1	1	2	0	0	0	0	0	.385	.429	.615	1.044
	Peoria#	30	3	10	0	0	0	0	0	1	1	0	0	0	0	0	0	.000	.091	.000	.091
2016	SAN DIEGO	31	90	347	49	101	26	1	2	26	19	78	2	0	6	1	0	.291	.339	.389	.728
	Lake Elsinore (A+)#	31	3	10	3	3	1	0	0	0	1	1	2	1	0	0	0	.300	.364	.400	.764
2017	CHICAGO (NL)	32	141	379	65	112	18	3	2	34	37	80	6	2	12	3	2	.296	.374	.375	.749
2018	KANSAS CITY	33	59	238	28	73	9	2	1	18	19	39	3	2	3	4	2	.307	.363	.374	.737
2018	ARIZONA	33	84	289	46	68	10	5	2	22	14	56	1	1	15	1	1	.235	.304	.325	.629
2019	CHICAGO (AL)	34	47	165	12	44	8	0	0	9	8	30	0	0	3	5	1	.267	.311	.315	.626
	Charlotte (AAA)#	34	13	53	8	19	2	0	0	6	2	10	1	0	0	0	0	.359	.382	.396	.778
	Birmingham (AA)	34	3	10	0	2	0	0	0	1	0	0	0	0	0	0	0	.200	.200	.200	.400
2020	ARIZONA	35	18	50	5	8	1	0	1	4	3	12	0	0	1	0	3	.160	.211	.240	.451
2021	LOS ANGELES (AL)	36	5	14	2	5	0	0	0	1	0	2	0	0	0	0	0	.357	.357	.357	.714
	Salt Lake (AAA)	36	18	69	16	25	4	0	1	5	2	9	2	0	1	0	1	.362	.384	.464	.847
Major League Totals		1201	3838	532	1087	185	25	37	341	285	716	55	33	110	55	26	283	.348	.373	.721	
St. Louis Totals		757	2356	325	676	113	14	29	227	185	419	43	28	70	41	17	287	.354	.384	.738	
Minor League Totals		455	1736	279	527	92	12	36	226	148	235	68	24	32	19	14	.304	.366	.433	.799	

*Led league # Injury Rehabilitation Assignment



CAREER NOTES:

Jon Jay was named as Coach on the Cardinals Major League staff on October 22, 2024 and is entering his first season as a coach in St. Louis.

The Miami, Fla. native served as the First Base/Outfield Coach for the Miami Marlins from 2023-24 on the coaching staff of former Cardinal Skip Schumaker.

Jay, 40, was a member of the Cardinals from 2010 to 2015, and enjoyed a 12-year playing career that also included stops with San Diego (2016), the Chicago Cubs (2017), Kansas City (2018), Arizona (2018, 2020), the Chicago White Sox (2019), and the Los Angeles Angels (2021).

Jay played in both the 2011 and 2013 World Series with the Cardinals, and will long be remembered by Cardinals fans for his role in the team's 2011 World Series Game 6 rally. He was teammates with current Cardinals Bench Coach Daniel Descalso from 2010-2014 as they both made the big league debuts during the 2010 season.

Jay was drafted (2nd round) by the Cardinals in 2006 out of the University of Miami (Fla.) and made his Major League debut with St. Louis on April 26, 2010.

He established a franchise record by playing 245 consecutive games in the outfield without an error (8/25/11 - 7/29/13) and with no errors in 292 total chances during the 2012 season, became just the third Cardinals outfielder to play errorless defense for an entire season (min. 108 games), joining Curt Flood in 1966 & Orlando Palmeiro in 2003.

In addition to the Cardinals World Series Championship season in 2011, Jay took part in the postseason for the Cardinals in 2012, 2013, 2014 and 2015 and with the Chicago Cubs in 2017.

Born in Miami, Jay attended Christopher Columbus High School and the University of Miami (Fla.). He played three seasons of collegiate baseball for the Hurricanes prior to being drafted by St. Louis.

He partnered with the Boys and Girls Clubs in St. Louis to help less fortunate children in the St. Louis area while playing for the Cardinals.

Jay his wife, Nikki, have three children: Brooklyn, Berkeley and Jaxon.

PROFESSIONAL COACHING CAREER

St. Louis Cardinals Coach2025
Miami Marlins First Base/Outfield Coach2023-24

AWARDS & HONORS

World Series Championship
2011: St. Louis

National League Championship
2013: St. Louis

Cardinals Minor League Player of the Month
2010: Memphis (AAA) - April



The 2011 St. Louis Cardinals celebrate their 11th World Series Championship in the home clubhouse after the Game 7 of the 2011 World Series, October 28, 2011 at Busch Stadium.



JULIO RANGEL

74*(rahn-HEL)***FULL NAME:** Julio Cesar Rangel**BORN:** Panama City, Panama**DATE OF BIRTH:** September 28, 1975**OPENING DAY AGE:** 49 (turns 50 on September 28)**UNIFORM NUMBERS WORN:** 47 (2019-20), 74 (2023-present)**ASST. PITCHING COACH/BULLPEN** 

RANGEL — COMPLETE RECORD

Year	Team	Age	W-L	ERA	G	GS	GF	HLD	SV	IP	H	R	ER	HR	HB	BB	SO	WHIP	BA	WP	SO%	BB%	BF
1994	GCL Yankees (RK)	18	0-0	2.45	5	0	2	--	0	7.1	7	6	2	0	1	1	9	1.09	.219	1	26.5	2.9	34
1995	GCL Yankees (RK)	19	1-3	4.40	14	0	5	--	2	28.2	20	18	14	2	4	16	30	1.26	.196	2	24.4	13.0	123
1996	Oneonta (SS-A)	20	7-2	2.96	15	14	1	--	0	85.0	64	35	28	2	5	36	79	1.18	.208	4	22.3	10.1	355
1997	Greensboro (A)	21	12-9	3.57	26	26	0	0	0	163.2	147	80	65	17	6	49	122	1.20	.240	9	17.9	7.2	681
1998	Tampa (A+)	22	2-3	5.15	10	7	2	--	0	43.2	47	30	25	5	1	30	31	1.76	.270	3	14.9	14.4	208
	GCL Yankees (Rk)	22	1-0	5.27	3	3	0	0	0	13.2	18	8	8	2	2	7	19	1.83	.340	1	30.2	11.1	63
1999	Tampa (A+)	23	3-3	2.93	12	9	1	--	1	55.1	48	23	18	1	2	17	36	1.18	.238	4	16.0	7.6	225
2000	Tampa (A+)	24	7-1	2.84	12	10	1	--	0	63.1	59	24	20	1	3	26	67	1.34	.251	1	25.2	9.8	266
	Norwich (AA)	24	0-3	5.45	17	2	7	--	0	38.0	48	28	23	2	2	20	24	1.79	.316	2	13.6	11.3	177
2002	Berkshire (Ind.)	26	0-0	4.50	2	0	1	--	0	2.0	0	1	1	0	0	3	2	1.50	.000	0	22.2	33.3	9
Minor League Totals			33-24	3.66	114	71	19	--	3	498.2	458	252	203	32	26	202	417	1.32	.245	27	19.6	9.5	2132
Independent League Totals			0-0	4.50	2	0	1	--	0	2.0	0	1	1	0	0	3	2	1.50	.000	0	22.2	33.3	9

CAREER NOTES:

Julio Rangel is entering his third season as the team's Assistant Pitching Coach/Bullpen. He returned to the Major Leagues as a coach with the Cardinals in 2023 for the first time since 2020. Rangel was named to his current post on November 8, 2022.

Rangel, 49, spent two seasons (2021-22) as the Minor League Pitching Coordinator for the Boston Red Sox.

A native of Panama City, Rangel served as the Major League pitching coach for the Texas Rangers in 2019 and 2020 and was hired as bullpen coach for the Cincinnati Reds for the 2019 season prior to his move to the Rangers.

Following a seven-year playing career in the New York Yankees minor league system (1994-2000), Julio began his coaching career with the Tampa Yankees in 2001.

He spent 11 years in the Cleveland system as a Cultural Development Coordinator (2007-08), Mental Skills Coordinator (2009-10), Lower Level Pitching Coordinator (2011-15), and Assistant Field Coordinator (2016-17). In 2018, Julio served as the San Francisco Giants' Minor League Pitching Coordinator.

Julio and his wife, Vanessa, live in Clearwater, FL with their daughter, Alexa, and son, JC.

PROFESSIONAL COACHING CAREER

St. Louis Cardinals Asst. Pitching/Bullpen Coach	2023-25
Boston Red Sox, MiLB Pitching Coordinator	2021-22
Texas Rangers Pitching Coach	2019-20
Cincinnati Reds Bullpen Coach	2019
San Francisco Giants, MiLB Pitching Coordinator	2018
Cleveland, Asst. Field Coordinator	2016-17
Cleveland, MiLB Pitching Coordinator	2011-15
Cleveland, Mental Skills Coordinator	2009-10
Cleveland, Cultural Dev. Coordinator	2007-08
Tampa Yankees, Coach	2001



Assistant Pitching/Bullpen Coach Julio Rangel chats with pitcher Michael McGreevy and catcher Iván Herrera on the Cardinals Complex fields in Jupiter, February 14, 2024.

RANGEL, JULIO



RON "POP" WARNER

75**FULL NAME:** Ronald Michael Warner**BORN:** Alhambra, California**DATE OF BIRTH:** December 2, 1968**OPENING DAY AGE:** 56**UNIFORM NUMBERS WORN:** 75 (2017-present)**THIRD BASE COACH** 

WARNER — MANAGERIAL RECORD

Year	Club	League	Finish	W	L
2003	Johnson City	Appalachian (R)	4th (West)	27	36
2005	Palm Beach	Florida State (A)	3rd (East)*	69	71
2006	Palm Beach	Florida State (A)	1st (East)	75	60
2007	Springfield	Texas (AA)	1st (North)	73	63
2008	Springfield	Texas (AA)	1st (North)	76	64
2009	Springfield	Texas (AA)	3rd (North)	71	69
2010	Springfield	Texas (AA)	2nd (North)	76	64
2011	Springfield	Texas (AA)	4th (North)	62	77
2012	Memphis	Pacific Coast (AAA)	3rd (American North)	57	87
2013	Memphis	Pacific Coast (AAA)	3rd (American North)	69	75
2014	Memphis	Pacific Coast (AAA)	1st (American South)	79	64

MINOR TOTALS**734****730**

* League Champions

WARNER — PLAYING RECORD

Year	Team	AGE	G	AB	R	H	2B	3B	HR	RBI	BB	SO	SB	CS	HBP	SH	SF	AVG	OBP	SLG	OPS
1991	Hamilton (SS-A)	22	71	219	31	66	11	3	1	20	28	43	9	2	3	4	1	.301	.387	.393	.779
1992	Savannah (A)	23	85	242	30	53	8	1	0	12	29	63	2	3	1	5	2	.219	.303	.260	.563
1993	St. Petersburg (A+)	24	103	311	42	90	8	3	4	37	31	39	5	1	5	7	4	.289	.359	.373	.732
1994	Arkansas (AA)	25	95	233	28	56	14	1	4	25	39	57	1	1	1	2	0	.240	.352	.361	.712
1995	Arkansas (AA)	26	47	98	9	24	3	0	0	8	16	15	0	0	1	3	2	.245	.350	.276	.626
1996	Arkansas (AA)	27	84	233	36	70	22	4	6	39	38	25	5	1	1	2	2	.300	.398	.506	.904
1997	Louisville (AAA)	28	101	276	43	64	16	0	7	30	42	45	4	1	1	6	1	.232	.334	.366	.700
1998	Memphis (AAA)	29	116	370	57	100	29	1	7	38	42	68	3	5	4	1	2	.270	.349	.411	.760
1999	Memphis (AAA)	30	90	245	35	71	14	1	11	33	32	70	8	2	3	0	2	.290	.376	.490	.866
Minor League Totals			792	2227	311	594	125	14	40	242	297	425	37	16	20	30	16	.267	.356	.389	.745



CAREER NOTES:

Warner enters his 35th season in the Cardinals organization and his seventh on the Opening Day Major League coaching staff as the third base coach. The 2025 season marks his eighth-straight year in some capacity on the Major League staff. He served two seasons (2017-18) on the Major League coaching staff midway through the season following coaching transactions.

Warner has 11 years of managerial experience in the Cardinals organization, most recently as the manager of triple-A Memphis (2012-14) with double-A Springfield (2007-11) and high-A Palm Beach (2005-06) also under his tutelage. In 2003, his managerial career began with the rookie league Johnson City Cardinals of the short-season Appalachian League.

In 2005, Warner managed the Palm Beach Cardinals to the Florida State League playoffs, where the squad knocked off the Vero Beach Dodgers in three games (2-1) before winning the league championship in five games (3-2) over the heavily favored Lakeland Tigers. The resilient Palm Beach squad took the title game with home runs in the 9th and 10th innings tying and taking the lead on the road. Warner was named the 2005 George Kissell Award winner by his peers following his efforts.

Warner guided his teams to the postseason in five of his first eight years and 6-of-11 overall. His minor league managerial record stands at 734-730 (.501).

His coaching career began in 2000 serving as the batting practice pitcher for the St. Louis Cardinals before moving on to take a coaching role for double-A New Haven in 2001. In 2002-03, Warner was the hitting coach for short-season New Jersey (A) and then held the same post with single-A Peoria in 2004.

Following his days as a minor league manager, Warner took roles as the team's Minor League Infield Coordinator (2015-16) and then Assistant Field Coordinator (2017-18).

Originally a 17th round draft pick (441st overall) by the St. Louis Cardinals in 1991 out of the University of Wyoming baseball program, Warner, a native of southern California, played nine years in the Cardinals minor leagues covering 792 career games. He batted .267 with 40 home runs and 242 RBI playing a myriad of positions including all infield spots, outfield and made three relief appearances as a pitcher. He played in 238 games as a shortstop, his most at any position.

Warner, 56, resides in St. Charles, Mo., with his wife Laura, sons, Colin Michael (1/9/04) and Benjamin Anthony (1/25/10) and daughter Callie Marie (10/2/11). He wears uniform No. 75 to honor the late Darryl Kile (flipping the 5-and-7), who died while playing for the Cardinals in 2002.

PROFESSIONAL COACHING CAREER

St. Louis Cardinals Third Base Coach	2019-25
St. Louis Cardinals Interim Bench Coach	2018
Cardinals Assistant Field Coordinator	2017
St. Louis Cardinals Interim Coach	2017
Cardinals Minor League Infield Coordinator	2017
Memphis (AAA) Manager	2012-14
Springfield (AA) Manager	2007-11
Palm Beach (A) Manager	2005-06
Peoria (A) Hitting Coach	2004
Johnson City (R) Manager	2003
New Jersey (SS-A) Hitting Coach	2002
New Haven (AA) Coach	2001
St. Louis Cardinals Batting Practice Pitcher	2000

AWARDS & HONORS

George Kissell Award
2005: Palm Beach (A)

Florida State League Manager of the Year
2006: Palm Beach (A)

Florida State League Championship
2005: Palm Beach (A)



PATRICK "PACKY" ELKINS
GAMEDAY PLANNING COACH - HITTING/PITCHING (88)

Patrick "Packy" Elkins enters his 15th season in the Cardinals organization and his sixth as a member of the Major League coaching staff. Packy's duties include game day planning, strategy and scouting, working with both the hitting and pitching coaches.

Prior to joining the Major League coaching staff in 2020, Elkins worked five years as a Major League Pro Scout in the Cardinals organization and as a 4th Coach in 2014, where he joined Manager Mike Shildt's staff in Double-A Springfield.

Elkins played four years of college baseball at Belmont University in Nashville, Tenn., where he graduated with a Marketing degree in 2010. He was later selected by St. Louis in the 37th round of that season's First-Year Player Draft. The infielder played the 2010 season under Shildt in Johnson City, 2011 in Quad Cities, and 2012 in Palm Beach with Jeff Albert as his hitting coach.

Elkins, 37, resides in Raleigh, N.C. with his wife, Brittany, daughter, Annie (8), and son, Joseph (6).

DEAN KIEKHEFER
ASSISTANT PITCHING COACH (89)
(KEE-keff-ur)



Former Cardinals relief pitcher Dean Kiekhefer enters his second season as Assistant Pitching Coach in St. Louis after serving as the organization's minor league pitching coordinator from 2022-23. He was the pitching coach for Palm Beach (A) in 2021 and was set to serve as the pitching coach for the State College Spikes (R) in 2020 before the minor league season was cancelled due to the pandemic.

Kiekhefer enjoyed a 10-year professional playing career, including two seasons in the Major Leagues, with 30 career appearances between the Cardinals and Athletics posting marks of 0-0 with a 6.38 ERA in 24.0 innings. The southpaw made his Major League debut with the Cardinals on May 14, 2016 at Dodger Stadium against Los Angeles, striking out four of six total batters faced, his career-high for an appearance.

Twice drafted, Kiekhefer was originally selected by the Cleveland Indians in the 37th round of the 2007 MLB Draft out of Oldham High School (Ky.) before playing college baseball at the University of Louisville. He was then selected by the St. Louis Cardinals in the 36th round of the 2010 MLB Draft and signed.

Kiekhefer, 35, resides in LaGrange, KY, with his wife Jacquelyn and children Cru (9) and Otto (7).



ADAM OLSEN
DIRECTOR OF
MEDICAL OPERATIONS/
HEAD ATHLETIC TRAINER



CHRIS CONROY
ASSISTANT
ATHLETIC TRAINER



KEITH JOYNT
ASSISTANT
ATHLETIC TRAINER/MEDICAL
ADMINISTRATION



LANCE THOMASON
HEAD STRENGTH AND
CONDITIONING COACH



FRANK WITKOWSKI
ASSISTANT STRENGTH AND
CONDITIONING COACH



JASON SHUTT
PERFORMANCE SPECIALIST
PHYSICAL THERAPIST



MATT LEONARD
MAJOR LEAGUE
PHYSICAL THERAPIST



KEVIN McCULLOCH
MENTAL PERFORMANCE
COACH



CYRUS POTIER
SOFT TISSUE THERAPIST



JAMIE POGUE (94)
ASSISTANT MAJOR LEAGUE
COACH/BULLPEN COACH



**KLEININGER
TERAN (76)**
BULLPEN CATCHER



2025 ST. LOUIS CARDINALS ROSTER

MANAGER: Oliver Marmol (37)

COACHES: Brandon Allen (87), Dusty Blake (90), Brant Brown (73), Stubby Clapp (82), Daniel Descalso (34), Jon Jay (19),
Julio Rangel (74), Ron "Pop" Warner (75), Jamie Pogue (94), Kleininger Teran (76),
Dean Kiekhefer (89), Patrick Elkins (88), DC MacLea

No.	Pitchers (23)	B	T	Ht.	Wt.	B-Date	Place of Birth	Residence
12	FEDDE, ERICK	R	R	6-3	205	2/25/93	Las Vegas, NV	Scottsdale, AZ
64	FERNANDEZ, RYAN	R	R	6-0	200	6/11/98	Tampa, FL	Tampa, FL
44	GRACEFFO, GORDON	R	R	6-3	225	3/17/00	Wayne, NJ	Cranford, NJ
54	GRAY, SONNY	R	R	5-10	185	11/7/89	Smyrna, TN	Nashville, TN
56	HELSLEY, RYAN	R	R	6-1	235	7/18/94	Talequah, OK	Cookson, OK
30	HENCE, TINK	R	R	6-1	185	8/6/02	Pine Bluff, AR	White Hall, AR
67	HORN, BAILEY	L	L	6-1	205	1/15/98	Waco, TX	Waco, TX
47	KING, JOHN	L	L	6-1	215	9/14/94	Missouri City, TX	Grand Prairie, TX
62	LEAHY, KYLE	S	R	6-4	220	6/4/97	Longmont, CO	Boulder, CO
52	LIBERATORE, MATTHEW	L	L	6-5	215	11/6/99	Peoria, AZ	Punta Gorda, FL
68	LOUTOS, RYAN	R	R	6-5	235	1/29/99	Elk Grove Village, IL	Barrington, IL
32	MATZ, STEVEN	R	L	6-3	205	5/29/91	Stony Brook, NY	Franklin, TN
36	McGREEVY, MICHAEL	R	R	6-5	215	7/8/00	San Clemente, CA	San Clemente, CA
39	MIKOLAS, MILES	R	R	6-4	225	8/23/88	Jupiter, FL	Jupiter, FL
35	MUÑOZ, RODDERY	R	R	6-2	240	4/14/00	Santo Domingo, DR	Bonao, DR
55	O'BRIEN, RILEY	R	R	6-4	185	2/6/95	Seattle, WA	Seattle, WA
53	PALLANTE, ANDRE	R	R	6-0	220	9/18/98	Mission Viejo, CA	San Clemente, CA
61	ROBBERSE, SEM	R	R	6-1	195	10/12/01	Zeist, Netherlands	Clearwater, FL
38	ROBY, TEKOA	R	R	6-0	205	9/18/01	Asheville, NC	Pensacola, FL
59	ROMERO, JOJO	L	L	5-11	210	9/9/96	Camarillo, CA	Oxnard, CA
58	ROYCROFT, CHRIS	R	R	6-7	240	6/21/97	Elmhurst, IL	Dundee, IL
49	SVANSON, MATT	R	R	6-5	245	1/31/99	Lake Zurich, IL	Tampa, FL
57	THOMPSON, ZACK	L	L	6-2	205	10/28/97	Selma, IN	Jupiter, FL



DIRECTOR, MEDICAL OPERATIONS: Adam Olsen

HEAD PHYSICIAN: Dr. George Paletta

ASSISTANT ATHLETIC TRAINERS: Chris Conroy, Keith Joynt

DIRECTOR, TEAM TRAVEL: Ernie Moore

PHYSICAL THERAPIST/PERFORMANCE: Thomas Knox, Jason Shutt

HEAD CLUBHOUSE MANAGER: Mark Walsh

STRENGTH & CONDITIONING: Lance Thomason, Frank Witkowski

SR. DIRECTOR, COMMUNICATIONS: Brian Bartow

PHYSICAL THERAPIST: Matt Leonard

2024 Clubs	W-L	ERA	G	GS	CG	SHO	SV	IP	H	R	ER	BB	SO	MLServ
Chicago (AL)	7-4	3.11	21	21	0	0	0	121.2	105	43	42	34	108	5.099
ST. LOUIS	2-5	3.72	10	10	0	0	0	55.2	49	23	23	18	46	
ST. LOUIS	1-6	3.51	62	0	0	0	2	66.2	58	30	26	32	71	1.000
ST. LOUIS	0-1	4.70	2	1	0	0	0	7.2	7	4	4	2	6	0.004
Memphis (AAA)	10-8	4.85	27	26	1	0	0	130.0	152	79	70	50	107	
ST. LOUIS	13-9	3.84	28	28	0	0	0	166.1	142	79	71	39	203	11.061
ST. LOUIS	7-4	2.04	65	0	0	0	49	66.1	50	19	15	23	79	5.105
Springfield (AA)	4-3	2.71	20	20	0	0	0	79.2	59	35	24	26	109	0.000
Boston	1-1	6.50	18	0	0	0	0	18.0	22	14	13	10	13	0.060
Worcester (AAA)	3-2	2.15	21	1	0	0	3	29.1	17	9	7	14	35	
Charlotte (AAA)	1-1	11.32	9	0	0	0	0	10.1	14	13	13	10	15	
ST. LOUIS	3-3	2.85	56	0	0	0	0	60.0	58	23	19	14	38	3.148
Memphis (AAA)	1-0	3.38	6	0	0	0	2	5.1	6	2	2	0	5	
ST. LOUIS	1-1	4.07	33	0	0	0	1	48.2	40	23	22	10	33	0.140
Memphis (AAA)	0-4	3.86	16	0	0	0	0	28.0	30	12	12	8	31	
ST. LOUIS	3-4	4.40	60	6	0	0	0	86.0	81	44	42	28	76	1.144
ST. LOUIS	0-0	0.00	3	0	0	0	0	2.1	2	0	0	1	0	0.021
Memphis (AAA)	3-1	3.40	47	0	0	0	18	53.0	53	21	20	23	59	
ST. LOUIS	1-2	5.08	12	7	0	0	0	44.1	49	28	25	15	33	9.099
Memphis (AAA)	0-1	3.91	7	7	0	0	0	23.0	24	11	10	5	19	
Springfield (AA)	0-1	0.00	2	2	0	0	0	4.2	3	5	0	1	8	
ST. LOUIS	3-0	1.96	4	3	0	0	0	23.0	16	5	5	2	18	0.014
Memphis (AAA)	9-8	4.02	27	27	3	0	0	150.0	152	70	67	44	138	
ST. LOUIS	10-11	5.35	32	32	0	0	0	171.2	194	106	102	25	122	8.037
Miami	2-7	6.53	18	17	0	0	0	82.2	89	66	60	42	70	0.087
Jacksonville (AAA)	4-4	4.96	12	8	0	0	0	49.0	38	29	27	24	43	
ST. LOUIS	0-0	11.25	8	0	0	0	0	8.0	13	10	10	8	11	1.009
Memphis (AAA)	1-0	1.35	14	0	0	0	1	13.1	8	3	2	5	9	
ST. LOUIS	8-8	3.78	29	20	0	0	0	121.1	110	55	51	48	94	2.145
Memphis (AAA)	1-0	2.20	4	3	0	0	0	16.1	14	4	4	13	9	
Memphis (AAA)	5-4	4.59	16	14	1	0	0	84.1	76	46	43	27	76	0.000
Palm Beach (A)	0-1	1.50	3	3	0	0	0	6.0	9	2	1	1	4	
Springfield (AA)	2-2	6.75	7	7	0	0	0	33.1	43	27	25	12	33	0.000
Palm Beach (A)	0-1	5.40	3	3	0	0	0	5.0	4	3	3	3	6	
ST. LOUIS	7-3	3.36	65	0	0	0	1	59.0	52	23	22	16	51	4.045
ST. LOUIS	1-2	4.19	27	0	0	0	0	34.1	41	19	16	17	33	0.083
Memphis (AAA)	3-4	2.17	36	0	0	0	6	45.2	41	15	11	18	45	
Springfield (AA)	4-3	4.24	53	0	0	0	27	63.2	68	30	19	25	59	0.000
ST. LOUIS	0-2	9.53	5	2	0	0	0	17.0	24	181	18	8	20	1.072
Memphis (AAA)	4-6	4.40	21	20	0	0	0	90.0	68	46	44	56	108	



2025 ST. LOUIS CARDINALS ROSTER

No.	Catchers (2)	B	T	Ht.	Wt.	B-Date	Place of Birth	Residence
48	HERRERA, IVÁN	R	R	6-0	220	6/1/00	Panama City, Panama	Panama City, Panama
43	PAGÉS, PEDRO	R	R	6-0	245	9/17/98	Maracay, Venezuela	Miami, FL

No.	Infielders (10)	B	T	Ht.	Wt.	B-Date	Place of Birth	Residence
28	ARENADO, NOLAN	R	R	6-2	215	4/16/91	Newport Beach, CA	San Clemente, CA
26	BAKER, LUKEN	R	R	6-4	285	3/10/97	Houston, TX	Spring, TX
41	BURLESON, ALEC	L	L	6-0	225	11/25/98	Charlotte, NC	Stanley, NC
40	CONTRERAS, WILLSON	R	R	6-1	240	5/13/92	Puerto Cabello, Venezuela	Orlando, FL
33	DONOVAN, BRENDAN	L	R	6-0	215	1/16/97	Wurzburg, Germany	Jupiter, FL
15	FERMÍN, JOSÉ	R	R	5-10	200	3/29/99	Puerto Plata, Dominican Rep.	Puerto Plata, Dominican Rep.
16	GORMAN, NOLAN	L	R	6-0	225	5/10/00	Phoenix, AZ	Pompano Beach, FL
13	HELMAN, MICHAEL	R	R	6-0	180	5/23/96	Lincoln, NE	College Station, TX
25	SAGGESE, THOMAS	R	R	6-0	190	4/10/02	Carlsbad, CA	Carlsbad, CA
0	WINN, MASYN	R	R	5-10	180	3/21/02	Katy, TX	Jupiter, FL

No.	Outfielders (5)	B	T	Ht.	Wt.	B-Date	Place of Birth	Residence
29	KOPERNIAK, MATT	L	R	6-0	205	2/8/98	London, United Kingdom	Adams, MA
21	NOOTBAAR, LARS	L	R	6-2	210	9/8/97	El Segundo, CA	El Segundo, CA
11	SCOTT, VICTOR II	L	L	5-10	190	2/12/01	Atlanta, GA	Powder Springs, GA
22	SIANI, MICHAEL	L	L	6-0	205	7/16/99	Glenside, PA	Glenside, PA
18	WALKER, JORDAN	R	R	6-6	270	5/22/02	Stone Mountain, GA	Jupiter, FL



2024 Club	AVG.	G	AB	R	H	2B	3B	HR	RBI	BB	SO	SB	MLServ
ST. LOUIS	.301	72	229	37	69	12	1	5	27	25	53	5	1.034
Memphis (AAA)	.280	27	93	18	26	1	1	5	16	19	20	3	
ST. LOUIS	.238	68	202	19	48	3	2	7	27	13	58	2	0.166
Memphis (AAA)	.222	7	18	3	4	2	0	1	2	5	5	0	

2024 Club	AVG.	G	AB	R	H	2B	3B	HR	RBI	BB	SO	SB	MLServ
ST. LOUIS	.272	152	578	70	157	23	0	16	71	44	92	2	11.155
ST. LOUIS	.175	21	40	3	7	1	1	2	10	7	11	1	0.122
Memphis (AAA)	.231	108	376	54	87	18	0	32	79	67	110	0	
ST. LOUIS	.269	152	547	71	147	20	0	21	78	35	76	9	2.029
ST. LOUIS	.263	84	301	48	79	17	0	15	36	45	96	4	8.108
Memphis (AAA)	.143	6	21	2	3	0	0	0	1	1	5	0	
ST. LOUIS	.278	153	587	65	163	34	3	14	73	47	81	5	3.000
ST. LOUIS	.155	45	71	7	11	1	1	0	4	7	11	2	0.166
Memphis (AAA)	.311	61	196	40	61	13	0	8	27	34	22	18	
ST. LOUIS	.203	107	365	42	74	15	0	19	50	34	151	6	2.114
Memphis (AAA)	.205	23	88	16	18	4	0	7	16	9	23	0	
Minnesota	.300	9	10	2	3	2	0	0	0	0	3	0	0.029
St. Paul (AAA)	.271	72	277	49	75	18	0	14	47	29	76	12	
ST. LOUIS	.204	18	49	5	10	2	0	1	4	2	14	0	0.020
Memphis (AAA)	.253	125	479	75	121	23	3	20	67	31	122	9	
ST. LOUIS	.268	150	587	85	157	32	5	15	57	41	109	11	1.045

2024 Club	AVG.	G	AB	R	H	2B	3B	HR	RBI	BB	SO	SB	MLServ
Memphis (AAA)	.309	122	463	64	143	28	3	20	73	43	96	5	0.000
ST. LOUIS	.244	109	348	39	85	18	3	12	45	52	79	7	3.076
Memphis (AAA)	.177	5	17	5	3	1	0	0	1	3	4	0	
Springfield (AA)	.259	8	27	6	7	1	0	2	4	7	9	0	
ST. LOUIS	.179	53	145	14	26	9	0	2	10	6	42	5	0.083
Memphis (AAA)	.210	81	314	39	66	7	2	6	30	36	57	30	
ST. LOUIS	.228	124	298	42	68	7	2	2	20	21	92	20	1.033
Springfield (AA)	.100	4	10	1	1	0	0	0	0	5	2	1	
Louisville (AAA)	.228	108	378	63	86	15	3	9	47	69	109	22	
ST. LOUIS	.201	51	164	16	33	10	1	5	20	10	50	1	1.044
Memphis (AAA)	.263	84	342	37	90	23	3	9	37	31	73	4	



NICK ANDERSON needs

- 35 games for 200

NOLAN ARENADO needs

- 9 home runs for 350
- 13 doubles for 400
- 174 hits for 2,000
- 23 home runs for 129 as a Cardinal (18th all-time, Lou Brock)
- 205.1 innings played at third base for 5,000 as a Cardinal (6th all-time),
- 16 home runs at Busch III for 68 (T5th all-time, Yadier Molina).

ALEC BURLESON needs

- 20 home runs for 50

WILLSON CONTRERAS needs

- 32 RBI for 500
- 48 HR for 200
- 172 hits for 1,000
- 57 games for 1,000

BRENDAN DONOVAN needs

- 134 hits for 500
- 23 runs for 200

NOLAN GORMAN needs

- 40 home runs for 100
- 39 RBI for 200
- 5 doubles for 50

SONNY GRAY needs

- 2 starts for 300
- 4 games for 100 in the National League and 4 starts for 100 in the National League

RYAN HELSLEY needs

- 16 saves for 100
- 11 games for 250
- 19 saves at Busch III for 66 (T1st all-time, Trevor Rosenthal).
- 25 games for 148 at Busch III (T5th all-time, Ryan Franklin)
- 27 games for 150 at Busch III (T4th all-time, Giovanni Gallegos)
- 1 save for 85 as a Cardinal (6th all-time, Ryan Franklin), 37 for 121 (T5th all-time, Trevor Rosenthal), 43 or 127 (T4th all-time, Bruce Sutter), 45 for 129 (T3rd all-time, Todd Worrell)

JOHN KING needs

- 37 games for 200

MATTHEW LIBERATORE needs

- 9 games for 100

STEVEN MATZ needs

- 119 strikeouts for 1,000
- 72.1 innings pitched for 1,000
- 7 games pitched for 200

MILES MIKOLAS needs

- 18 games started for 200
- 5 strikeouts for 800; 105 strikeouts for 900
- 4 wins at Busch Stadium III for 29 (7th all-time, Carlos Martinez), 5 for 30 (T6th all-time, Kyle Lohse), 7 for 32 (T4th all-time, Michael Wacha & Chris Carpenter), 9 for 34 (T3rd all-time, Jaime Garcia)
- 36 strikeouts for 406 at Busch III (T5th all-time, Michael Wacha), 38 for 408 (T4th all-time, Jaime Garcia)
- 6 game started for 90 at Busch III (T2nd all-time, Lance Lynn)
- 14 strikeouts for 747 as a Cardinal (T21st all-time, Ernie Broglio); 25 strikeouts for 758 (T20th all-time, Mort Cooper); 26 strikeouts for 759 (T19th all-time, Michael Wacha)
- 153.0 innings pitched as a Cardinal for 1,157.2 (T30th all-time, Lon Warneke)

LARS NOOTBAAR needs

- 5 home runs for 50
- 54 RBI for 200
- 108 game for 500

ANDRE PALLANTE needs

- 2 wins for 20

JORDAN WALKER needs

- 29 home runs for 50
- 29 RBI for 100
- 12 home runs for 23 at Busch III (T20th all-time, Chris Duncan, Tommy Edman, David Freese, Colby Rasmus)

* **RED:** St. Louis Cardinals Record

* **BLUE:** Busch Stadium III Record

**JANUARY**

- 15 Matt Holliday[^] (45)
- Bailey Horn (27)
- 16 Brendan Donovan (28)
- 18 John Mozeliak (56)
- 28 Bill White[^] (91)
- 29 Ryan Loutos (26)
- 30 John Rooney (70)
- 31 Matt Svanson (26)
- Brad Thompson (43)

FEBRUARY

- 2..... John Tudor[^] (71)
- 6..... Riley O'Brien (30)
- 8..... Matt Koperniak (27)
- 12 Brandon Allen (39)
- Victor Scott II (24)
- 13 Leonardo Bernal (21)
- 18 Ryan Vilade (26)
- 24 Stubby Clapp (52)
- Chance Sisco (30)
- 25 Erick Fedde (32)
- 27 Chaim Bloom (42)
- Chip Caray (60)

MARCH

- 4..... Jeremy Rivas (22)
- 10 Luken Baker (28)
- 15 Jon Jay (40)
- 16 Cooper Hjerpe (24)
- 17 Gordon Graceffo (25)
- 21 Masyn Winn (23)
- 29 José Fermin (26)

APRIL

- 4..... Tommy Herr[^] (69)
- Scott Rolen[^] (50)
- Wade Stauss (26)
- 5..... José Barrero (27)
- 10 Thomas Saggese (23)
- First game at Busch III (2006)
- 14 Roddery Muñoz (25)
- 16 Nolan Arenado (34)
- 23 Fernando Tatis hit two grand slams in the 3rd inning at Dodger Stadium (1999)
- 26 Dusty Blake (43)
- 27 Chris Carpenter[^] (50)

MAY

- 2..... Stan Musial hit five home runs in a DH vs. Giants (1954)
- 6..... Oddanier Mosqueda (26)
- 9..... Alex Cornwell (26)
- 10 Nolan Gorman (25)
- César Prieto (26)
- 12 Andre Granillo (25)
- 13 Willson Contreras (33)
- Stan Musial collected his 3,000th career hit with a pinch-hit double off Mo Drobowsky at Wrigley Field (1958)
- 22 Jordan Walker (23)
- 23 Michael Helman (29)
- 29 Steven Matz (34)

JUNE

- 1..... Sammy Hernandez (21)
- Iván Herrera (25)
- 4..... Kyle Leahy (28)
- 5..... Ray Lankford[^] (58)
- 7..... Dean Kiekhefer (36)
- 11 Ryan Fernandez (27)
- 21 Chris Roycroft (28)
- 22 Brant Brown (54)
- 27 Jim Edmonds[^] (55)

JULY

- 2..... Oliver Marmol (39)
- Bryan Torres (28)
- 5..... Nick Anderson (35)
- 8..... Michael McGreevy (25)
- 12 Nathan Church (25)
- 16 Michael Siani (26)
- 17 Gavin Collins (30)
- Bob Gibson' 3000th career strikeout vs. Cincinnati's Cesar Geronimo (1974)
- 18 Ryan Helsley (31)
- Joe Torre* (85)
- 19 Jimmy Crooks (24)
- 20 Bengie Molina (51)
- 21 Al Hrabosky (76)
- 23 Kleiningner Teran (36)
- 30 Ricky Horton (66)

AUGUST

- 3..... Max Rajcic (24)
- 6..... Tink Hence (23)
- 9..... Julian Javier[^] (89)
- Matt Morris[^] (51)
- Ted Simmons* (76)
- 13 Lou Brock notched his 3000th career hit vs. Chicago (1979)
- 15 Michael Gomez (29)
- 17 Jamie Pogue (48)
- 23 Miles Mikolas (37)
- 25 Polo Ascencio (50)
- 31 William O. DeWitt Jr. (84)

SEPTEMBER

- 5..... Ian Bedell (26)
- 7..... Jason Isringhausen[^] (53)
- Mark Whiten hit four home runs in the second game of a double-header at Cincinnati (1993)
- 8..... Lars Nootbaar (28)
- 9..... JoJo Romero (29)
- 10 JJ Wetherholt (23)
- 14 John King (31)
- 17 Pedro Pagés (27)
- 18 Andre Pallante (27)
- Tekoah Roby (24)
- 22 Vince Coleman[^] (64)
- 23 Albert Pujols hit his 700th career home run off Phil Bickford (4th inning) at Dodger Stadium (2022)
- 26 Dave Duncan[^] (80)
- 27 Mark McGwire hit his 70th home run of the season off Montreal's Carl Pavano (1998)
- 28 Julio Rangel (50)
- 29 Lou Brock swiped his NL-record 118th base vs. Chicago (1974)

OCTOBER

- 1..... Mark McGwire[^] (62)
- 2..... R.J. Yeager (27)
- 4..... Quinn Mathews (25)
- Tony La Russa* (81)
- 5..... Cardinals win 1942 World Series
- 9..... Cardinals win 1934 World Series
- Cardinals win 1944 World Series
- 10 Cardinals win 1926 World Series
- Cardinals win 1931 World Series
- 12 Sam Robberse (24)
- Cardinals win 1967 World Series
- 15 Cardinals Win 1946 World Series
- Cardinals Win 1964 World Series
- 20 Keith Hernandez[^] (72)
- Cardinals win 1982 World Series
- 24 Carlos Linárez (24)
- 27 Cardinals win 2006 World Series
- 28 Zack Thompson (28)
- Cardinals win 2011 World Series

NOVEMBER

- 2..... Willie McGee[^] (67)
- 5..... Edwin Nuñez (24)
- 6..... Packy Elkins (38)
- Matthew Liberatore (26)
- 7..... Sonny Gray (36)
- 25 Alec Burleson (27)

DECEMBER

- 2..... Ron "Pop" Warner (57)
- 5..... Chase Davis (24)
- 15 Drew Rom (26)
- 26 Ozzie Smith* (71)

*National Baseball HOF
[^]Cardinals HOF



MAJOR LEAGUE DEBUT DATES

Cardinal	Team	Date & Opponent	Cardinals Debut
Brandon Allen	Arizona	8/22/2009 at Houston	
Nick Anderson	Miami	3/28/19 vs. Colorado	
Nolan Arenado	Colorado	4/28/2013 at Arizona	4/1/2021 at Cincinnati
Luken Baker	St. Louis	6/4/23 at Pittsburgh	Same
José Barrero	Cincinnati	8/27/20 at Milwaukee	
Brant Brown	Chicago Cubs	6/15/96 vs. San Diego	
Alec Burleson	St. Louis	9/8/2022 vs. Washington	Same
Stubby Clapp	St. Louis	6/18/2001 vs. Chicago Cubs	Same
Willson Contreras	Chicago Cubs	6/17/2016 vs. Pittsburgh	
Daniel Descalso	St. Louis	9/18/10 vs. San Diego	Same
Brendan Donovan	St. Louis	4/25/2022 vs. New York Mets	Same
Erick Fedde	Washington	7/30/17 vs. Colorado	8/2/24 at Chicago Cubs
José Fermín	St. Louis	7/7/23 at Chicago White Sox	Same
Ryan Fernandez	St. Louis	4/3/24 at San Diego	Same
Randy Flores	Texas	4/23/2002 vs. Toronto	9/2/2002 vs. San Diego
Nolan Gorman	St. Louis	5/20/2022 at Pittsburgh	Same
Gordon Graceffo	St. Louis	6/29/24 vs. Cincinnati	Same
Sonny Gray	Oakland	7/10/13 at Pittsburgh	4/9/24 vs. Philadelphia
Michael Helman	Minnesota	9/3/24 at Tampa Bay	
Ryan Helsley	St. Louis	4/16/2019 at Milwaukee	Same
Iván Herrera	St. Louis	5/24/2022 vs. Toronto	Same
Bailey Horn	Boston	6/29/24 vs. San Diego	
Ricky Horton	St. Louis	4/7/1984 at San Francisco	Same
Jon Jay	St. Louis	4/26/10 vs. Atlanta	Same
Dean Kiekhefer	St. Louis	5/14/16 at Los Angeles Dodgers	Same
John King	Texas	9/4/20 at Seattle	8/1/23 vs. Minnesota
Kyle Leahy	St. Louis	7/7/23 at Chicago White Sox	Same
Matthew Liberatore	St. Louis	5/21/2022 at Pittsburgh	Same
Ryan Louts	St. Louis	6/1/24 at Philadelphia	Same
Steven Matz	New York Mets	6/28/2015 vs. Cincinnati	4/10/2022 vs. PIT
Michael McGreevy	St. Louis	7/31/24 vs. Texas	Same
Miles Mikolas	San Diego	5/5/2012 vs. Miami	4/2/2018 at Milwaukee
Rodderly Muñoz	Miami	4/20/24 at Chicago Cubs	
Lars Nootbaar	St. Louis	6/22/2021 at Detroit	Same
Riley O'Brien	Cincinnati	9/28/21 at Chicago White Sox	
Pedro Pages	St. Louis	4/7/24 vs. Miami	Same
Andre Pallante	St. Louis	4/10/2022 vs. Pittsburgh	Same
Drew Rom	St. Louis	8/21/23 at Pittsburgh	Same
JoJo Romero	Philadelphia	8/21/2020 at Atlanta	8/20/2022 at Arizona
Chris Roycroft	St. Louis	5/7/24 vs. New York Mets	Same
Thomas Saggese	St. Louis	9/10/24 vs. Cincinnati	Same
Victor Scott II	St. Louis	3/28/24 at Los Angeles Dodgers	Same
Michael Siani	Cincinnati	9/22/22 vs. Milwaukee	9/22/23 at San Diego
Chance Sisco	Baltimore	9/2/17 vs. Toronto	
Brad Thompson	St. Louis	5/8/2005 vs. San Diego	Same
Zack Thompson	St. Louis	6/3/2022 at Chicago Cubs	Same
Ryan Vilade	Colorado	9/18/21 at Washington	
Jordan Walker	St. Louis	3/30/23 vs. Toronto	Same
Masyn Winn	St. Louis	8/18/23 vs. New York Mets	Same



DIACRITICS

José Barrero	Rodderly Muñoz
José Fermín	Edwin Nuñez
Sammy Hernandez (no accent marks)	Pedro Pagés
Iván Herrera	César Prieto
Carlos Linárez	Victor Scott II (suffix listed and pronounced)
Oliver Marmol (no accent marks)	JJ Wetherholt (no periods)
Oddanier Mosqueda (no accent marks)	RJ Yeager (no periods)

PRONUNCIATIONS

Name	Pronunciation	Name	Pronunciation
Nolan Arenado	ahr-uh-NAH-doh	Oddanier Mosqueda	oh-dahn-YAIR moh-SKAY-dah
José Barrero.....	buh-RAIR-oh	Miles Mikolas.....	MY-koh-lahs
Alec Burleson	bur-leh-son	Rodderly Muñoz	rah-duh-ree MOON-yohs
Luken Baker	LOO-kehn	Lars Nootbaar	NUTE-bahr
Leonardo Bernal	ber-NAHL	Pedro Pagés	paw-HESS
Erick Fedde.....	FEH-dee	Andre Pallante.....	puh-LAWN-tay
José Fermín	fair-MEAN	César Prieto	SAY-zar pre-EH-toe
Gordon Graceffo.....	gruh-SEFF-oh	Max Rajcic	like "magic"
Andre Granillo	gruh-NEE-oh	Julio Rangel	HOO-lee-oh rahn-HEL
Iván Herrera	ee-VAHN	Jeremy Rivas	REE-vahs
Cooper Hjerpe	jer-pee	Sem Robberse	robber-sa
Matt Koperniak	koh-PUR-nee-ack	Drew Rom	like a CD-ROM
Kyle Leahy	LAY-hee	Tekoah Roby.....	tuh-KOH-uh
Matthew Liberatore.....	LIBB-er-uh-tore	Thomas Saggese	suh-JAY-see
Carlos Linárez	lee-NAH-rez	Michael Siani.....	see-AH-knee
Ryan Loutos	loo-tus	Matt Svanson	SVONN-sun
Oliver Marmol.....	MARM-ul	Ryan Vilade.....	vill-AID



NICK

ANDERSON

74

HT: 6-4 WT: 195 B/T: R/R BIRTH DATE: July 5, 1990 ML SERVICE: 5.094

FULL NAME: Nick Paul Anderson

BORN: Crosby, Minnesota

OPENING DAY AGE: 34 (Turns 35 on July 5)

BECAME A CARDINAL: Signed by the St. Louis Cardinals as a minor league free agent, February 7, 2025.

CONTRACT STATUS: Signed through 2025

MLB DEBUT: March 28, 2019 vs. Colorado

PITCHER (NON-ROSTER)

COMPLETE RECORD

Year	Team	Age	W-L	ERA	G	GS	GF	HLD	SV	IP	H	R	ER	HR	HB	BB	SO	WHIP	BA	WP	SO%	BB%	BF
2012	Rockford (Ind.)	21	1-4	7.71	7	7	0	---	0	32.2	42	35	28	5	0	21	20	1.93	---	4	12.3	13.0	162
2013	Rockford (Ind.)	22	5-10	6.42	16	16	0	---	0	81.1	94	67	58	11	5	38	69	1.62	---	11	18.4	10.1	376
2014		23	DID NOT PLAY ORGANIZED BASEBALL																				
2015	Greys (Ind.)	24	2-0	0.65	25	0	22	---	13	27.2	17	2	2	0	0	6	35	0.83	---	0	33.3	5.7	105
	Cedar Rapids (A)	24	0-1	0.75	9	0	7	1	4	12.0	7	1	1	1	1	0	12	0.58	.167	0	26.7	0.0	45
2016	Cedar Rapids (A)	25	4-0	0.90	12	0	11	0	3	20.0	6	3	2	0	0	3	28	0.45	.090	0	39.4	4.2	71
	Fort Myers (A+)	25	0-3	3.58	30	0	19	1	10	37.2	33	16	15	2	1	13	47	1.22	.241	2	30.3	8.4	155
2017	Fort Myers (A+)	26	2-0	0.89	15	0	13	0	2	20.1	13	2	2	0	0	3	20	0.79	.186	2	26.7	4.0	75
	Chattanooga (AA)	26	2-1	1.07	29	0	20	2	9	33.2	19	4	4	0	1	7	37	0.77	.165	1	29.6	5.6	125
2018	Rochester (AAA)	27	8-2	3.30	39	4	20	3	4	60.0	49	26	22	8	1	19	88	1.13	.173	3	36.2	7.8	243
2019	MIAMI	28	2-4	3.92	45	0	3	7	1	43.2	40	19	19	5	1	16	69	1.28	.238	2	37.1	8.6	186
	TAMPA BAY	28	3-0	2.11	23	0	0	9	0	21.1	12	5	5	3	1	2	41	0.66	.160	2	52.6	2.6	78
2020	TAMPA BAY	29	2-1	0.55	19	0	9	6	6	16.1	5	2	1	1	0	3	26	0.49	.091	0	44.8	5.2	58
2021	TAMPA BAY	30	0-1	4.50	6	0	2	0	1	6.0	4	3	3	2	0	2	1	1.00	.190	0	4.2	8.3	24
	Durham (AAA)#	30	0-0	5.06	11	0	1	2	0	10.2	12	7	6	2	0	1	12	1.22	.286	0	27.3	2.3	44
	GCL Rays (Rk)#	30	0-0	0.00	2	1	0	0	0	2.0	1	0	0	0	0	0	4	0.50	.143	1	57.1	0.0	7
2022	Durham (AAA) #	31	1-0	5.63	17	0	1	5	1	16.0	20	11	10	5	1	3	12	1.44	.308	2	17.4	4.3	69
	FCL Rays (Rk) #	31	0-0	0.00	2	0	0	2	0	1.1	2	1	0	0	0	1	2	2.25	.286	0	25.0	12.5	8
2023	ATLANTA	32	4-0	3.06	35	0	3	15	1	35.1	30	14	12	3	0	9	36	1.10	.229	1	25.5	6.4	141
	Gwinnett (AAA) #	32	0-1	11.57	3	0	0	0	0	2.1	5	3	3	0	0	2	1	3.00	.455	0	7.1	14.3	14
2024	KANSAS CITY	33	3-1	4.04	37	0	19	2	1	35.2	35	17	16	6	1	15	29	1.40	.259	1	19.0	9.8	153
	Oklahoma City (AAA)	33	2-0	2.08	3	0	0	0	0	4.1	3	3	1	1	0	3	5	1.39	.200	0	27.8	16.7	18
	Norfolk (AAA)	33	0-0	0.00	2	0	1	0	0	2.0	1	0	0	0	0	0	2	0.50	.143	0	28.6	0.0	7
Major League Totals			14-7	3.18	165	0	36	39	10	158.1	126	60	56	20	3	47	202	1.09	.215	6	31.6	7.3	640
Minor League Totals			19-8	2.67	174	5	93	16	33	222.1	171	77	66	19	5	55	270	1.02	.212	11	30.6	6.2	881
Independent League Totals			8-14	5.59	48	23	22	---	13	141.2	153	104	88	16	5	65	124	1.54	---	15	19.3	10.1	643

Injury Rehabilitation Assignment

Note: Major League Uniform numbers Worn: 70 (2019-21), 61 (2023), 63 (2024)

ANDERSON, NICK



WILD CARD RECORD

Year	Team	Age	W-L	ERA	G	GS	GF	HLD	SV	IP	H	R	ER	HR	HB	BB	SO	WHIP	BA	WP	SO%	BB%	BF
2019	TB at OAK	28	0-0	0.00	1	0	0	0	0	1.1	1	0	0	0	0	0	4	0.75	.200	0	80.0	0.0	5
2020	TB vs. TOR	29	0-0	3.38	2	0	1	1	0	2.2	2	1	1	0	0	0	0	0.75	.222	0	0.0	0.0	10
Wild Card Totals			0-0	2.25	3	0	1	1	0	4.0	3	1	1	0	0	0	4	0.75	.214	0	26.7	0.0	15

DIVISION SERIES RECORD

Year	Team	Age	W-L	ERA	G	GS	GF	HLD	SV	IP	H	R	ER	HR	HB	BB	SO	WHIP	BA	WP	SO%	BB%	BF
2019	TB vs. HOU	28	0-0	2.08	3	0	0	0	0	4.1	4	1	1	0	0	0	4	0.92	.250	1	25.0	0.0	16
2020	TB vs. NYY	29	0-0	1.93	2	0	0	1	0	4.2	2	1	1	1	0	0	6	0.43	.133	0	40.0	0.0	15
Division Series Totals			0-0	2.00	5	0	0	1	0	9.0	6	2	2	1	0	0	10	0.67	.194	1	32.2	0.0	31

LEAGUE CHAMPIONSHIP SERIES RECORD

Year	Team	Age	W-L	ERA	G	GS	GF	HLD	SV	IP	H	R	ER	HR	HB	BB	SO	WHIP	BA	WP	SO%	BB%	BF
2020	TB vs. HOU	29	0-1	8.31	3	0	2	1	1	4.1	7	4	4	1	0	3	0	2.31	.389	0	0.0	14.3	21

WORLD SERIES RECORD

Year	Team	Age	W-L	ERA	G	GS	GF	HLD	SV	IP	H	R	ER	HR	HB	BB	SO	WHIP	BA	WP	SO%	BB%	BF
2020	TB vs. LAD	29	1-1	9.00	3	0	0	0	0	3.0	5	3	3	1	0	1	3	2.00	.357	1	20.0	6.7	15

REGULAR SEASON FIELDING RECORD

Position	PCT	G	PO	A	E	TC	DP
Pitcher	.867	165	6	7	2	15	0

2024 SEASON HIGHS

Most IP: 1.1, twice. Last: 6/25 vs. Miami
Most Strikeouts: 2, 8x. Last: 7/13 at Boston
Most Walks: 3, 4/11 vs. Houston
Most Runs Allowed: 3, 6/11 vs. New York Yankees
Most Earned Runs Allowed: 3, 6/11 vs. New York Yankees
Most Hits Allowed: 3, 6/1 vs. San Diego
Most HRs Allowed: 2, 6/11 vs. New York Yankees
Longest Winning Streak: 3 games, 4/17-end of season
Longest Losing Streak: 1 game, 4/1
Longest Scoreless Streak: 9.0 IP, 4/13-5/6
Pitches Thrown: 33, 6/11 vs. New York Yankees

CAREER HIGHS

Most IP: 2.0, twice. Last: 7/18/19 vs. San Diego
Most Strikeouts: 5, twice. Last: 7/18/19 vs. San Diego
Most Walks: 3, 4/11/24 vs. Houston
Most Runs Allowed: 5, 5/4/19 vs. Atlanta
Most Earned Runs Allowed: 5, 5/4/19 vs. Atlanta
Most Hits Allowed: 4, 5/4/19 vs. Atlanta
Most HRs Allowed: 2, 6/11/24 vs. New York Yankees
Longest Winning Streak: 4 games, twice: Last: 4/16-6/7/23
Longest Losing Streak: 2 games, 6/29-7/13/19
Longest Scoreless Streak: 15.1 IP, 7/18-8/29/19
Pitches Thrown: 38, 7/18/19 vs. San Diego

ANDERSON, NICK



CAREER NOTES

- Signed by the Cardinals as a non-drafted free agent with an invitation to 2025 Major League Spring Training, four days prior to pitchers and catchers reporting. St. Louis become his eighth organization (Twins, Marlins, Rays, Braves, Royals, Dodgers and Orioles) and fifth in the last three years.
- Originally drafted by the Milwaukee Brewers in 2012, but did not sign. Played three seasons of Independent League baseball in the Frontier League for the Rockford RiverHawks and Aviators (2012-13), and a season in a men's baseball league in 2014, then the Greys (2015), before the Minnesota Twins signed him as a minor league free agent in August 2015.
- Made his MLB debut with the Miami Marlins on March 28, 2019, and retired Ryan McMahon as his only batter faced. Struck out the side in his next appearance two days later (Trevor Story, Ryan McMahon, Ian Desmond).
- Was traded to the Tampa Bay Rays at the 2019 trade deadline in a four-player deal. Was a highly used pitcher in the Rays postseason runs in 2019 and 2020.
- Has appeared in 165 Major League games and 174 games in the minors.
- Named 2020 First Team All-MLB Reliever with Liam Hendriks (OAK). The award was first given in 2019.
- Placed on the Major League Injured List seven times from 2020 to 2023.
- Recorded 34 strikeouts before issuing his first walk to begin his Rays career in the 2019 season. Since 1974, was the longest streak to begin a career surpassing Billy Wagner's 20 with the 2004 Philadelphia Phillies.
- Has a 4.30 strikeout/walk ratio over his MLB career, ranking 19th among Major League relievers since the start of 2019.
- Ranked 11th among MLB relievers in strikeout/walk ratio (6.11) in 2019 between the Marlins and Rays.
- Ranked 3rd among 2019 MLB rookies with 110 strikeouts, trailing only Josh Hader (138) and Liam Hendriks (122). Since 2019, is one of 24 instances a relief pitcher has posted a season with 100 or more strikeouts.
- Had a 15.23 strikeouts/9 IP ratio in 2019; 3rd all-time by a qualifying rookie behind Kenley Jansen (16.10) in 2011 and Edwin Diaz (15.33) in 2016.
- Made 14 postseason appearances as a member of the Tampa Bay Rays in 2019 and 2020.
- Is 1-2 with a 4.43 ERA and one save in his postseason career.
- Earned the win in Game 2 of the 2020 World Series against the Los Angeles Dodgers. Took the loss in series ending Game 6 loss in relief of Blake Snell.
- Locked down his lone postseason save in Game 2 of the 2020 ALCS vs. HOU at Petco Park. Surrendered a walk-off home run to Carlos Correa in Game 5.
- Named the Dick Seibert Award winner in 2019 by the Minnesota Chapter of the BBWAA presented annually to the Upper Midwest Player of the Year.
- 2018 International League Mid-Season All-Star.

AWARDS & HONORS

All-MLB First Team

2020: Tampa Bay Rays - Reliever

Dick Seibert Upper Midwest POY Award

2019: Tampa Bay Rays

Baseball America Major League All-Rookie Team

2019: Tampa Bay Rays

International League Midseason All-Star

2018: Rochester (AAA)

CAREER MILESTONES

Major League Debut

March 28, 2019 vs. Colorado

First Major League Win

May 21, 2019 at Detroit

First Major League Save

June 23, 2019 at Philadelphia

First Major League StrikeoutMarch 30, 2019 vs. Colorado
(8th inning, swinging, Trevor Story)**100th Career Appearance**

April 16, 2023 at Kansas City

2024

- Made 37 appearances with the Royals, his most since a career-high 68 in his rookie season between the Marlins and Rays.
- Sported positive reverse split holding left-handed batters to a .167 BA (11-66, HR) and right-handers batted .348 (24-69, 5 HR).
- Made 11 appearances in both April and June. His most since appearing in 11 games of May 2023 with Atlanta.
- Of his 37 appearances, 26 were in the 8th inning or after.
- Ran off a season-high 9.0 inning scoreless streak (4/13-5/6) over nine appearances.
- Tossed a season-high four outs vs. NYY (6/11) and vs. MIA (6/25).
- Recorded his lone save at TB (5/25) with a scoreless ninth.
- Allowed a career-high two home runs vs. NYY (6/11), surrendering shots to Aaron Judge and Giancarlo Stanton.
- Was designated for assignment on July 13 and refused assignment becoming a free agent July 18. Signed by the Dodgers on July 20 and released August 27 making three minor league appearances at Oklahoma City (AAA).
- Signed by the Orioles as a free agent on August 29 and finished the season in Norfolk (AAA) making two appearances.



BACKGROUND/PERSONAL

- Graduated from Brainerd High School (MN).
- Played college baseball at St. Cloud (MN) State University (2009-11) before transferring to Mayville State (ND) University for his senior season (2012).
- Drafted by the Milwaukee Brewers in the 32nd round of the 2012 MLB Draft, but did not sign.
- Was playing in a men's baseball league in Tri-City, Minn., during the 2014 year between two stints in Independent League baseball during the 2012, 2013 and 2015 seasons.
- Remodeled homes, laying carpet, renovating bathrooms and installing roofing to supplement income during his time in the independent leagues.
- A two-sport athlete in high school playing football as a linebacker and kicker. Preferred the straight-on kicking style and wore square-toed cleats.
- Competed in BMX as a kid and still has trophies stored at his dad's house. Also enjoys snowmobiling and extreme sports.

CAREER TRANSACTIONS

- Selected by Milwaukee Brewers in the 32nd round (995th overall) of the June 2012, First-Year Player Draft, did not sign.
- Signed by Minnesota Twins as a non-drafted free agent, August 7, 2015.
- Acquired by the Miami Marlins from the Minnesota Twins in exchange for INF Brian Schales, November 20, 2018.
- Acquired by the Tampa Bay Rays with RHP Trevor Richards from the Miami Marlins for RHP Ryne Stanek and OF Jesús Sánchez, July 31, 2019.
- On Tampa Bay Rays Injured List (right forearm inflammation), August 23 - September 3, 2020.
- On Tampa Bay Rays Injured List (sprained right elbow), March 26 - September 11, 2021; included injury rehabilitation assignment to GCL Rays (R) and Durham (AAA).
- On Tampa Bay Rays Injured List (lower back strain), September 27, 2021 - end of season.
- On Tampa Bay Rays Injured List (recovery from right elbow surgery), March 25 - August 21, 2022; included injury rehabilitation assignment to FCL Rays (R) and Durham (AAA).
- On Tampa Bay Rays Injured List (plantar fasciitis, right foot), September 21, 2022 - end of season.
- Signed by Atlanta Braves as a free agent, November 11, 2022.
- On Atlanta Braves Injured List (right shoulder strain), July 8, 2023 - end of season; included injury rehabilitation assignment to Gwinnett (AAA).
- Acquired by Kansas City Royals from the Atlanta Braves for cash considerations, November 17, 2023.
- Signed by Los Angeles Dodgers as a minor league free agent, July 22, 2024.
- Signed by Baltimore Orioles as a minor league free agent, August 29, 2024.
- Signed by St. Louis Cardinals as a minor league free agent, February 7, 2025.

**NOLAN****ARENADO****28****HT: 6-2****WT: 215****B/T: R/R****BIRTH DATE: April 16, 1991****ML SERVICE: 11.155****(ahr-eh-NAH-doh)****FULL NAME:** Nolan James Arenado**BORN:** Newport Beach, California**OPENING DAY AGE:** 33 (Turns 34 on April 16)**BECAME A CARDINAL:** Acquired from the Colorado Rockies with cash considerations in exchange for LHP Austin Gomber, INF Elehuris Montero, RHP Tony Locey, INF Mateo Gil, and RHP Jake Sommers, February 1, 2021**CONTRACT STATUS:** Signed through 2027**MLB DEBUT:** April 28, 2013 vs. Arizona**THIRD BASEMAN** **COMPLETE BATTING RECORD**

Year	Team	AGE	G	AB	R	H	2B	3B	HR	RBI	BB	SO	SB	CS	HBP	SH	SF	AVG	OBP	SLG	OPS
2009	Casper (Rk)	18	54	203	28	61	15	0	2	22	16	18	5	2	2	0	4	.301	.351	.404	.755
2010	Asheville (A)	19	92	373	45	115	41	1	12	65	19	52	1	3	1	0	7	.308	.338	.520	.858
2011	Modesto (A+)	20	134	517	82	154	32	3	20	122	47	53	2	1	1	4	14	.298	.349	.487	.836
2012	Tulsa (AA)	21	134	516	55	147	36	1	12	56	39	58	0	2	7	1	10	.285	.337	.428	.766
2013	Colorado Springs (AAA)	22	18	66	14	24	11	0	3	21	5	9	0	2	0	1	3	.364	.392	.667	1.059
	COLORADO	22	133	486	49	130	29	4	10	52	23	72	2	0	1	2	2	.268	.301	.405	.706
2014	COLORADO	23	111	432	58	124	34	2	18	61	25	58	2	1	4	1	5	.287	.328	.500	.828
	Colorado Springs (AAA)#	23	5	20	2	7	2	0	0	3	0	3	0	0	0	0	0	.350	.350	.450	.800
2015	COLORADO	24	157	616	97	177	43	4	+42	*130	34	110	2	5	4	0	*11	.287	.323	.575	.898
2016	COLORADO	25	*160	618	116	182	35	6	+41	*133	68	103	2	3	2	0	8	.295	.362	.570	.932
2017	COLORADO	26	159	606	100	187	*43	7	37	130	62	106	3	2	4	1	6	.309	.373	.586	.959
2018	COLORADO	27	156	590	104	175	38	2	*38	110	73	122	2	2	3	1	6	.297	.374	.561	.935
2019	COLORADO	28	155	588	102	185	31	2	41	118	62	93	3	2	4	0	8	.315	.379	.583	.963
2020	COLORADO	29	48	182	23	46	9	0	8	26	15	20	0	0	0	0	4	.253	.304	.434	.738
2021	ST. LOUIS	30	157	593	81	151	34	3	34	105	50	96	2	0	3	0	7	.255	.312	.494	.807
2022	ST. LOUIS	31	148	557	73	163	42	1	30	103	52	72	5	3	7	0	4	.293	.358	.533	.891
2023	ST. LOUIS	32	144	560	71	149	26	2	26	93	41	101	3	3	3	0	8	.266	.315	.459	.774
2024	ST. LOUIS	33	152	578	70	157	23	0	16	71	44	92	2	2	5	0	7	.272	.325	.394	.719
Major League Totals			1680	6406	944	1826	387	33	341	1132	549	1045	28	23	40	5	76	.285	.342	.515	.857
St. Louis Totals			601	2288	295	620	125	6	106	372	187	361	12	8	18	0	26	.271	.327	.470	.797
Minor League Totals			437	1695	226	508	137	5	49	289	126	193	8	10	11	6	38	.300	.345	.473	.818

*Led League +Tied for League Lead #Injury Rehabilitation Assignment

Note: Major League Uniform Numbers Worn: 28 (2013-present)**WILD CARD SERIES RECORD**

Year	Team	AGE	G	AB	R	H	2B	3B	HR	RBI	BB	SO	SB	CS	HBP	SH	SF	AVG	OBP	SLG	OPS
2017	COL at ARI	26	1	5	2	1	0	0	1	1	0	1	0	0	0	0	0	.200	.200	.800	1.000
2018	COL at CHI	27	1	5	0	1	0	0	0	1	0	1	0	0	0	0	1	.200	.167	.200	.367
2021	STL at LAD	30	1	4	0	0	0	0	0	0	0	0	0	0	0	0	0	.000	.000	.000	.000
2022	STL vs. PHI	31	2	8	1	1	0	0	0	0	0	2	0	0	0	0	0	.125	.125	.125	.250
Wild Card Series Totals			5	22	3	3	0	0	1	2	0	4	0	0	0	0	1	.136	.130	.273	.403



DIVISION SERIES RECORD

Year	Team	AGE	G	AB	R	H	2B	3B	HR	RBI	BB	SO	SB	CS	HBP	SH	SF	AVG	OBP	SLG	OPS
2018	COL vs. MIL	27	3	11	0	2	0	0	0	1	0	5	0	0	0	0	1	.182	.167	.182	.349

WORLD BASEBALL CLASSIC RECORD

Year	Team	AGE	G	AB	R	H	2B	3B	HR	RBI	BB	SO	SB	CS	HBP	SH	SF	AVG	OBP	SLG	OPS
2017	United States	26	8	31	6	5	1	0	1	3	2	11	0	0	0	0	0	.161	.212	.290	.502
2023	United States	32	7	26	5	10	3	1	0	5	2	3	0	0	1	0	0	.385	.448	.577	1.025
W.B.C. Totals		15	57	11	15	4	1	1	8	4	14	0	0	1	0	0	0	.263	.323	.421	.744

ALL-STAR GAME RECORD

Year	Team	AGE	G	AB	R	H	2B	3B	HR	RBI	BB	SO	SB	CS	HBP	SH	SF	AVG	OBP	SLG	OPS
2015	National	24	1	1	0	0	0	0	0	0	0	1	0	0	0	0	0	.000	.000	.000	.000
2016	National	25	1	3	0	0	0	0	0	0	0	1	0	0	0	0	0	.000	.000	.000	.000
2017	National	26	1	2	0	2	0	0	0	0	0	0	0	0	0	0	0	1.000	1.000	1.000	2.000
2018	National	27	1	2	0	0	0	0	0	0	1	1	0	0	0	0	0	.000	.333	.000	.333
2019	National	28	1	2	0	0	0	0	0	0	0	0	0	0	0	0	0	.000	.000	.000	.000
2021	National	30	1	2	0	0	0	0	0	0	0	0	0	0	0	0	0	.000	.000	.000	.000
2023	National	32	1	2	0	0	0	0	0	0	0	0	0	0	0	0	0	.000	.000	.000	.000
All-Star Totals		7	14	0	2	0	0	0	0	0	1	3	0	0	0	0	0	.143	.200	.143	.343

CAREER TRANSACTIONS

- Selected by Colorado Rockies in the 2nd round (59th player overall) of the 2009 MLB Draft.
- On Colorado injured list (left middle finger mallet fracture), May 24-July 2, 2014; included injury rehabilitation assignment to Colorado Springs (AAA).
- On Colorado injured list (left shoulder bone bruise), September 20-27, 2020.
- Acquired by the St. Louis Cardinals with cash considerations from the Colorado Rockies in exchange for LHP Austin Gomber, INF Elehuris Montero, RHP Tony Locey, INF Mateo Gil, and RHP Jake Sommers, February 1, 2021.
- Served one-game Major League suspension, April 30, 2022.
- On St. Louis restricted list, July 25-26, 2022.
- On St. Louis paternity list, August 26, 2022.
- On St. Louis injured list (lower back spasms), September 22, 2023-end of season.

2024 SEASON HIGHS

Most Hits: 4, 7/5 at Washington
Most Runs: 3, 7/13 vs. Chicago Cubs
Most 2Bs: 2, 5/3 vs. Chicago White Sox
Most 3Bs: n/a
Most HRs: 1, 16 times. Last: 9/11 vs. Cincinnati
Most RBI: 4, 8/21 vs. Milwaukee
Most BBs: 3, 6/6 vs. Colorado
Most SBs: 1, twice. Last: 8/8 vs. Tampa Bay
Longest Hitting Streak: 9 games, twice. Last: 4/10-4/20

CAREER HIGHS

Most Hits: 5, 7/19/17 vs. San Diego
Most Runs: 4, twice, last: 7/19/17 vs. San Diego
Most 2Bs: 3, 4x. Last: 7/5/23 at Miami
Most 3Bs: 1, 33x, last: 6/11/23 vs. Cincinnati
Most HRs: 3, 7/19/17 vs. San Diego
Most RBI: 7, twice, last: 7/19/17 vs. San Diego
Most BBs: 3, 6x, Last: 6/6/24 vs. Colorado
Most SBs: 1, 28x, last: 8/8/24 vs. Tampa Bay
Longest Hitting Streak: 28 games, 4/9-5/8/14 (Rockies record)
Multi-HR Games: 24. Last: 7/7/23 at Chicago White Sox
Grand Slams: 6. Last: 8/21/24 vs. Milwaukee (Trevor Megill)
Pinch-Hit HR: n/a
Extra-Inning HR: 4, Last: 8/21/24 vs. Milwaukee (Trevor Megill)
Game-Ending HR: 5, Last: 8/21/24 vs. Milwaukee (Trevor Megill)
Cycles: 2, 7/18/17 vs. San Francisco & 7/1/22 at Philadelphia



REGULAR SEASON FIELDING RECORD

Position	PCT	G	PO	A	E	TC	DP
Third Base	^^.972	^1,629	^1099	^3,543	132	^4,774	^421

Note: Rawlings Platinum Glove[®] (6): 2017, 2018, 2019, 2020, 2021, 2022

Rawlings Gold Glove[®] (10): 2013, 2014, 2015, 2016, 2017, 2018, 2019, 2020, 2021, 2022

Baseball America Best Defensive National League Third Baseman (9): 2014, 2015, 2016, 2017, 2018, 2019, 2021, 2022, 2023

Wilson Defensive Player of the Year (3): 2015, 2016, 2017

Fielding Bible Award (5): 2015, 2016, 2017, 2020, 2022

^ Active MLB leader

^^ Tied with Matt Chapman for active leader

\$ MLB record

* Tied Ichiro Suzuki for most consecutive to begin any career in MLB history

- 2013:** Led MLB third basemen in assists/9 (2.51), total chances/9 (3.33), range factor/9 (3.24), range factor/game (3.08), and zone rating (.863).
Led National League third basemen in SABR Defensive Index (21.5), Defensive WAR (2.3), and ultimate zone rating (14.6), defensive runs saved (18), and defensive runs above average (16.5).
- 2014:** Led Major League third basemen in assists/9 (2.61), total chances/9 (3.39), range factor/9 (3.25), and range factor/game (3.14).
Led National League third basemen in defensive runs saved (30).
- 2015:** Led Major League third basemen in total chances (507), total chances/9 (3.35), assists (385), double plays (42), assists/9 (2.54), range factor/9 (3.24), range factor/game (3.12), SABR Defensive Index (11.9), Defensive WAR (2.8), and defensive runs saved (22).
Led National League third basemen in games (157), starts (156), putouts/9 (0.69), and zone rating (.811).
- 2016:** Led Major League third basemen in games (160), starts (159), assists (378), assists/9 (2.47), and range factor/9 (3.12).
Led National League third basemen in innings (1377.1), total chances (490), total chances/9 (3.20), double plays (39), range factor/game (2.98), SABR Defensive Index (12.2), and Defensive WAR (2.7).
Shared National League lead among third baseman in defensive runs saved (13).
- 2017:** Led Major League third baseman in games (157), assists (311), SABR Defensive Index (11.0), and Defensive WAR (1.8).
Shared Major League lead among third basemen in starts (156) and defensive runs saved (15).
Led National League third basemen in innings (1343.1), total chances (423), total chances/9 (2.83), double plays (46), range factor/9 (2.77), and range factor/game (2.64).
Shared National League lead among third basemen in putouts (103) and fielding percentage (.979).
- 2018:** Led Major League third basemen in starts (152).
Led NL third basemen in games (152), innings (1328.1), total chances (430), total chances/9 (2.91), putouts (104), assists (312), double plays (44), assists/9 (2.11), range factor/9 (2.82), range factor/game (2.74), SABR Defensive Index (6.8), and defensive runs above average (8.1).
Shared Major League lead among third basemen in outs above average (8).
- 2019:** Led Major League third basemen in assists (311), double plays (43), and assists/9 (2.30), and outs above average (16).
Led National League third basemen in innings (1319.2), total chances (457), total chances/9 (3.12), putouts (111), fielding percentage (.980), range factor/9 (3.06), range factor/game (2.91), zone rating (.827), SABR Defensive Index (13.1), Defensive WAR (2.0), ultimate zone rating (10.3), defensive runs saved (18), and defensive runs above average (12.5).
Shared National League lead among third basemen in starts (151).
- 2020:** Led Major League third basemen in total chances (161), total chances/9 (3.52), double plays (19), assists/9 (2.52), range factor/9 (3.45), range factor/game (3.33), zone rating (.848), outs above average (7), SABR Defensive Index (8.5), Defensive WAR (1.7), ultimate zone rating (8.5), defensive runs saved (15), and defensive runs above average (9.3).
Led National League third basemen in putouts/9 (0.93).
- 2021:** Led National League third basemen in total chances (424), total chances/9 (2.91), putouts (129), double plays (38), assists/9 (1.97), range factor/9 (2.83), zone rating (.807), defensive runs above average (8.0), and ultimate zone rating (5.7).
Shared NL lead among third baseman in SABR Defensive Index (6.7).
- 2022:** Led Major League third basemen in double plays (42) and ultimate zone rating (13.0).
Set Cardinals record of double plays (42) by a third baseman.
- 2024:** Led Major League third basemen in zone rating (.827).
Shared Major League lead among third basemen in putouts (103).



CAREER NOTES

- The 2025 season marks Arenado's 5th in the Cardinals organization after spending his first 12 professional seasons with the Colorado Rockies (2009-20).
- Before the 2019 season, originally signed an eight-year contract extension with Colorado through 2026. Upon joining St. Louis, agreed to a one-year contract extension through 2027 while retaining player options for the 2022 and 2023 seasons.
- Has recorded five different seasons (2015, 2016, 2017, 2018, 2022) of being named an All-Star, winning the Silver Slugger and Gold Glove Awards, and receiving MVP votes, tied for 4th-most in MLB history. Only Ken Griffey Jr. (7), Mike Schmidt (6), and Barry Bonds (6) have more.
- Ranks among active MLB leaders in career home runs (341, 6th), RBI (1,132, 3rd), hits (1,826, 6th), doubles (387, 7th), extra-base hits (761, 4th), total bases (3,302, 6th), slugging percentage (.515, 10th), OPS (.857, 15th), and AB/RBI (5.66, 8th).
- Since 2014, the top four leaders in Baseball Reference's position player WAR include Mookie Betts (69.6), Mike Trout (66.3), Nolan Arenado (54.3), and Paul Goldschmidt (52.7).
- Since 2014, leads MLB in extra-base hits (718), total bases (3,105), RBI (1,080), go-ahead RBI (261), game-winning RBI (141), home runs (331), and fly balls (1,941); ranks 3rd in multi-hit games (469), 4th in runs created (1,047) T-5th in doubles (358), 6th in AB/RBI (5.48), and 9th in slugging pct. (.524).
- Among Major League leaders in the first inning since 1974, Arenado ranks 2nd all-time in slugging pct. (.627) behind Mark McGwire (.657), and 3rd in OPS (1.020) to Barry Bonds (1.097) and McGwire (1.065).
- Owns two of the top four single-season marks for extra-base hits by a third baseman: 2nd (89 in 2015) and T-3rd (87 in 2017).
- Arenado (2015-16) and Albert Pujols (2001-02) are the only players in the last 75 years to produce 125 or more RBI in consecutive seasons at age 25 or younger (since Joe DiMaggio from 1936-40).
- Became the 5th player in MLB history to complete the cycle with a walk-off home run, doing so on Father's Day, June 18, 2017 vs. San Francisco. Marked the first walk-off, cycle-completing homer with the batter's team trailing in MLB history. Cardinals Hall of Famer Ken Boyer also achieved the feat on September 14, 1961 vs. Chicago Cubs.
- Hit for the cycle for the second time in his career on July 1, 2022 at Philadelphia, becoming the 17th in Cardinals history and first since Mark Grudzielanek in 2005. He tripled in the first inning, belted a two-run homer in the third, doubled in the 6th, and hit an infield single to third base in the 8th.
- Chipper Jones (1999-2001, 2007), José Ramírez (2017-18, 2022, 2024), and Arenado (2015-18) are the only three third basemen in MLB history to log four seasons of at least 75 extra-base hits.
- Member of Team USA in the 2017 (Gold Medal) and 2023 (Silver Medal) World Baseball Classics.

AWARDS & HONORS

World Baseball Classic Championship
2017: United States of America

All-MLB Second Team - Third Base
2022: St. Louis

National League All-Star
2023: St. Louis (starter at 3B)
2022: St. Louis
2021: St. Louis (starter at 3B)
2019: Colorado (starter at 3B)
2018: Colorado (starter at 3B)
2017: Colorado (starter at 3B)
2016: Colorado
2015: Colorado

Rawlings National League Gold Glove Award - Third Base
2022: St. Louis
2021: St. Louis
2020: Colorado
2019: Colorado
2018: Colorado
2017: Colorado
2016: Colorado
2015: Colorado
2014: Colorado
2013: Colorado

Rawlings Platinum Glove Award
2022: St. Louis
2021: St. Louis
2020: Colorado
2019: Colorado
2018: Colorado
2017: Colorado

Louisville National League Silver Slugger Award - Third Base
2022: St. Louis
2018: Colorado
2017: Colorado
2016: Colorado
2015: Colorado

Wilson Defensive Player of the Year - Third Base
2017: Colorado
2016: Colorado
2015: Colorado

Fielding Bible Award - Third Base
2022: St. Louis
2020: Colorado
2017: Colorado
2016: Colorado
2015: Colorado

**Defensive Accolades**

- Began his career winning the National League Rawlings Gold Glove Award at third base for 10 consecutive seasons (2013-22).
- His 10 Gold Glove Awards tie Mike Schmidt for 2nd-most in MLB history by a third baseman, trailing only Brooks Robinson (16).
- His Gold Glove streak (2013-22) was the longest active in the Major Leagues and the 2nd-longest all-time streak among third basemen, trailing only Brooks Robinson (16 years from 1960-75).
- Arenado's streak of 10 consecutive Gold Gloves to begin his career tied Ichiro Suzuki (2001-10) for the longest in MLB history.
- Is the 17th Major Leaguer and 7th infielder (1B, 2B, 3B, SS) to win 10 or more career Gold Gloves Awards.
- Arenado is the 13th player in MLB history to win 10+ consecutive Gold Gloves and one of only four infielders to do so, joining third baseman Brooks Robinson (16 - 1960-75), shortstop Ozzie Smith (13 - 1980-92), and first baseman Keith Hernandez (11 - 1978-88).
- Arenado (2021, 2022) joins Scott Rolen (2002-04, 2006), Terry Pendleton (1987, 1989), Ken Reitz (1975), and Ken Boyer (1958-61, 1963) as third basemen to win Gold Gloves with St. Louis.
- Winner of the National League Platinum Glove Award for six consecutive seasons (2017-22) – honoring him as the league's best overall defender. His six awards are most by any player since the award's inception in 2011.
- Three-time Wilson Defensive Player of the Year Award winner (2015-17) as the best defensive third baseman in MLB. Tied for 2nd-most with Alex Gordon, Zack Greinke, and DJ LeMahieu behind Andrelton Simmons (6).
- Five-time Fielding Bible Award winner (2015-17, '20, '22), as voted on by *Baseball Info Solutions*. His five awards are most by a third baseman and one shy of the record of six overall shared by Andrelton Simmons, Yadier Molina, and Mookie Betts since the award's inception in 2006.
- Member of the Fielding Bible All-Decade Team (2010-19) with catcher Yadier Molina and first baseman Paul Goldschmidt.
- Recognized by *Baseball America* as the National League's Best Defensive Third Baseman for nine consecutive seasons (2014-19, '21-23).
- According to *Baseball Reference*, Arenado's career defensive WAR (20.1) leads among active Major Leaguers. Arenado also ranks 7th all-time among primary third basemen and tied for 53rd all-time among all players in MLB history.
- According to *FanGraphs* data since 2003, Arenado's career 162 defensive runs saved rank 4th all-time behind catcher Yadier Molina (184), third baseman Adrian Beltré (200), and shortstop Andrelton Simmons (201).
- According to *Statcast* data since 2016, Arenado ranks 3rd in Outs Above Average (107) behind shortstop Nick Ahmed (111) and shortstop Francisco Lindor (137).

AWARDS & HONORS (continued)**Mel Ott Award**

2018: Colorado

2016: Colorado (tie)

2015: Colorado (tie)

Baseball America Best Defensive Third Baseman - National League

2022: St. Louis

2021: St. Louis

2019: Colorado

2018: Colorado

2017: Colorado

2016: Colorado

2015: Colorado

2014: Colorado

National League Player of the Month

2022: St. Louis - August

2017: Colorado - July

2015: Colorado - September

National League Player of the Week

2022: St. Louis - April 4-10

2022: St. Louis - August 1-7

2019: Colorado - May 20-26

2018: Colorado - June 18-24

2017: Colorado - July 17-23

2016: Colorado - April 11-17

2015: Colorado - June 22-28

2014: Colorado - August 18-24

Major League Baseball Play of the Week

2022: St. Louis - August 15-21

MLB.com Awards - Best Defensive Player

2017: Colorado

MLB.com Awards - Best Play, Offense

2017: Colorado

Baseball America Major League**All-Rookie Team - Third Base**

2013: Colorado

- Holds the MLB record for third basemen in seasons leading the league in double plays turned (8) and Range Factor/Game (9). Shares the MLB record for third basemen with Buddy Bell in seasons to lead the league in Range Factor/9 Inn. (6).
- In 2013, became the first NL rookie third baseman and 10th rookie in MLB history to be awarded a Gold Glove, joining 3B Frank Malzone (1957), 2B Ken Hubbs (1962), OF Tommie Agee (1966), C Johnny Bench (1968), C Carlton Fisk (1972), C Charles Johnson (1995), and OF Ichiro Suzuki (2001).
- Established the Cardinals single-season record for most double plays turned by a third baseman (42) in 2022, passing Ken Boyer (41) on the final day of the regular season.



Awards & Honors

- Named a National League All-Star in eight of his 12 years in the majors (2015, 2016, 2017, 2018, 2019, 2021, 2022, 2023), including five fan elections at third base (2017, 2018, 2019, 2021, 2023).
- His five fan elections match David Wright for the 2nd-most by an NL third baseman behind only Mike Schmidt (9).
- Joined Hall of Famers Mike Schmidt (6, 1979-84) and Scott Rolen (4, 2002-05) as the only NL third basemen with at least four consecutive fan-elected starting assignments.
- Is the third Cardinals third baseman to garner multiple fan elections (2021, 2023), joining Joe Torre (1971-72) and Scott Rolen (2003-05).
- Has finished 3rd in the National League MVP voting on two occasions (2018 and 2022) and in the top-8 in five seasons (2015-19, 22).
- Owns the 12th-highest career MVP Award vote share (2.58) of any player to have never won the award in MLB history. Also represents the 2nd-highest of active players behind José Ramírez (3.08).
- Is one of three third basemen to earn both All-Star and Gold Glove honors in the same season on seven or more occasions, joining Brooks Robinson (15) and Mike Schmidt (9).
- Won five Silver Slugger Awards at third base (2015, 2016, 2017, 2018, 2022), tied with José Ramírez for 3rd-most by a third baseman in MLB history since the award's inception in 1980. Only Mike Schmidt (6) and Wade Boggs (8) have more.
- Is one of only eight Major Leaguers since 1980 to have won the Silver Slugger and Gold Glove award combo during the same season on at least five occasions (2015, 2016, 2017, 2018, 2022), joining Mookie Betts (5), Kirby Puckett (5), Mike Schmidt (5), Ryne Sandberg (6), Ken Griffey Jr. (7), Barry Bonds (7), and Iván Rodríguez (7).
- Arenado, Iván Rodríguez, and Ken Griffey Jr. are the only three players in MLB history with five or more Silver Sluggers and 10 or more Gold Gloves.
- Arenado (341 HR & 10 GG), Iván Rodríguez (311 HR, 13 GG), Mike Schmidt (548 HR & 10 GG), and Johnny Bench (389 HR & 10 GG) are the only four catchers or infielders with 300+ home runs and 10+ Gold Gloves in MLB history.
- Three-time Sporting News National League All-Star at third base (2015, 2018, 2022).

AWARDS & HONORS (continued)

Sporting News National League All-Star - Third Base

2022: St. Louis
2018: Colorado
2015: Colorado

Topps All-Star Rookie Team - Third Base

2013: Colorado

Baseball Digest All-Star Rookie Team - Third Base

2013: Colorado

MLB All-Star Futures Game Selection

2012: United States
2011: United States

Arizona Fall League Most Valuable Player

2011: Salt River Rafters

Arizona Fall League Rising Stars

2011: Salt River

Arizona Fall League All-Prospect Team

2011: Salt River

Arizona Fall League Player of the Week

2011: Salt River - October 24-30

Texas League Mid-Season All-Star

2012: Tulsa (AA)

Texas League Player of the Week

2012: Tulsa (AA): August 28-September 3

California League Post-Season All-Star

2011: Modesto (High-A)

California League Player of the Week

2011: Modesto (High-A) - August 15-21
2011: Modesto (High-A) - June 20-26

South Atlantic League Player of the Week

2010: Asheville (A) - August 16-22

**CAREER MILESTONES****Major League Debut**

April 28, 2013 at Arizona

First Career Major League HitApril 29, 2013 at Los Angeles Dodgers
(4th inning, single, off Josh Wall)**First Career Major League Home Run & RBI**April 29, 2013 at Los Angeles Dodgers
(5th inning, two-run, off Josh Wall)**First Career Major League Stolen Base**

July 10, 2013 at San Diego

100th Career Major League Home RunAugust 8, 2016 vs. Texas
(4th inning, solo, off Cole Hamels)**200th Career Major League Home Run**May 25, 2019 vs. Baltimore
(3rd inning, three-run, off Andrew Cashner)**1,000th Career Major League Game**

August 20, 2019 at Arizona

1,000th Career Major League HitApril 22, 2019 vs. Washington
(7th inning, solo, off Wander Suero)**500th Career Major League RBI**September 15, 2017 vs. San Diego
(8th inning, solo, off José Vázquez)**250th Career Major League Home Run**June 25, 2021 vs. Pittsburgh
(3rd inning, solo, off Wil Crow)**300th Career Major League Home Run**April 8, 2024 at Milwaukee
(3rd inning, two-run, off Eric Lauer)**1,500th Career Major League Hit**September 3, 2022 vs. Chicago Cubs
(4th inning, single, off Mark Leiter Jr.)**300th Career Major League Home Run**April 8, 2023 at Milwaukee
(3rd inning, two-run, off Eric Lauer)**1,000th Career Major League RBI**May 17, 2023 vs. Milwaukee
(1st inning, infield single, off Corbin Burnes)**1,500th Career Major League Game**

August 17, 2023 vs. New York Mets

Home Runs

- Ranks 6th among active Major Leaguers with 341 career home runs. Trails only Manny Machado (342) among active third basemen and ranks 13th all-time in MLB history among primary third basemen.
- Is nine homers away from becoming the 5th player in a Cardinals uniform to reach career home run No. 250, No. 300, and No. 350, joining Stan Musial, Albert Pujols, Jim Edmonds, and Paul Goldschmidt
- Has led or shared the National League lead in home runs three times (2015-16, 2018). Is one of 12 players in NL history to lead the league in home runs three or more times and first since Mike Schmidt.
- Since 2015, Arenado and Manny Machado are the only two Major Leaguers to reach the 30-homer threshold seven times.
- Is the only primary third baseman in Cardinals history to post multiple seasons of 30 or more homers. In 2021, his 34 home runs matched Scott Rolen (2004) and Fernando Tatis (1999) for most in a single season.
- Arenado (3) joins Vinny Castilla (3), Mike Schmidt (3), and Eddie Mathews (4) as the only four third basemen in MLB history to have three or more+ 40-home run seasons (min. 75% of games at the position).
- In 2019, became the first National Leaguer since Albert Pujols (2009 and 2010) to hit 40 or more home runs and strike out fewer than 100 times.
- Since making his MLB debut in 2013, is the only Major Leaguer to log seven seasons of 30 more home runs and 100 or more RBI. His seven seasons also tie Alex Rodriguez (7) for 2nd-most in MLB history among primary third baseman behind Mike Schmidt (9).
- Joins Alex Rodriguez (8), Jimmie Foxx (6), Albert Pujols (6), Juan Gonzalez (5), Ralph Kiner (5) and Eddie Mathews (5) as the only players with at least five seasons of 35 home runs and 100 RBI prior to turning age 29.
- Is the only third baseman in MLB history to produce three seasons of 35+ home runs, 130+ RBI, and 80+ extra-base hits.
- Joined Miguel Cabrera (2012, 2013) and Alex Rodriguez (2005, 2007) as the only primary third basemen to have multiple 40+ HR and 130+ RBI seasons.
- Albert Belle (1993-96) and Arenado (2015-18) are the only two players in Major League history to record at least 35 home runs and 35 doubles for four consecutive seasons.
- In 2016, became the third player in MLB history to have consecutive 40-home run, 130-RBI seasons before turning age 26, joining Hall of Famers Chuck Klein (1929-30) and Jimmie Foxx (1932-34).
- Has hit 82 of 341 career home runs (24.1%) in the first inning of games, his most of any inning. Since his MLB debut in 2013, only Mike Trout (92) and Paul Goldschmidt (88) have more.
- In the Statcast era (2008-present), ranks 3rd in MLB in pulled home runs (276) behind Edwin Encarnación (293) and Albert Pujols (290), while 100 of 106 home runs in a Cardinals uniform have been pulled.



GOLD GLOVE AWARDS AMONG INFELDERS IN MLB HISTORY

MLB Rank	Pos.	Awards	Seasons
1. Brooks Robinson	3B	16	1960-75
2. Ozzie Smith	SS	13	1980-92
3. Keith Hernandez	1B	11	1978-83, '84-88
Omar Vizquel	SS	11	1993-2001, '05-06
5. Mike Schmidt	3B	10	1976-84, '86
Roberto Alomar	2B	10	1991-96, '98-2001
Nolan Arenado	3B	10	2013-19, '22

PLATINUM GLOVE AWARDS - MLB HISTORY

MLB Rank	Pos	Awards	Seasons
1. Nolan Arenado	3B	6	2017-22
2. Yadier Molina	C	4	2011-12, '14-15
3. Adrián Beltré	3B	2	2011-12
Matt Chapman	3B	2	2018-19

SILVER SLUGGER AWARDS AMONG THIRD BASEMEN IN MLB HISTORY

MLB Rank	Awards	Seasons
1. Wade Boggs	8	1983, '86-89, '91, '93-94
2. Mike Schmidt	6	1980-84, '86
3. Nolan Arenado	5	2015-18, '22
4. Adrián Beltré	4	2004, '10-11, '14
Matt Williams	4	1990, '93-94, '97

10+ GOLD GLOVES & 5+ SILVER SLUGGERS

MLB Player	GG	SS	Career
Iván Rodríguez	13	7	1991-2011
Ken Griffey Jr.	10	7	1989-2010
Nolan Arenado	10	5	2013-present

SILVER AND GOLD CLUB

Players to win both the Gold Glove and Silver Slugger Awards in the same season (since 1980)

MLB Rank	Pos.	Seasons
1. Iván Rodríguez	C	7 - 1994-99, 2004
Ken Griffey Jr.	OF	7 - 1991, '93-94, '96-99
Barry Bonds	OF	7 - 1990-94, '96-97
4. Ryne Sandberg	2B	6 - 1984-85, '88-91
5. Mike Schmidt	3B	5 - 1981-84, '86
Kirby Puckett	OF	5 - 1986-89, '92
Nolan Arenado	3B	5 - 2015-18, '22
Mookie Betts	OF	5 - 2016, '18-20, '22
9. Roberto Alomar	2B	4 - 1992, '96, '99-2000
Dale Murphy	OF	4 - 1982-85
Andre Dawson	OF	4 - 1980-81, '83, '87
Dave Winfield	OF	4 - 1982-85
13. Don Mattingly	1B	3 - 1984-85, '87
Paul Goldschmidt	1B	3 - 2013, '15, '17
Craig Biggio	2B	3 - 1994-95, '97
Ichiro Suzuki	OF	3 - 2001, '07, '09
Joe Mauer	C	3 - 2008-10
Larry Walker	OF	3 - 1992, '97, '99
Lou Whitaker	2B	3 - 1983-85
Matt Williams	3B	3 - 1993-94, '97
Tony Gwynn	OF	3 - 1986-87, '89

2024

National League Ranks: Singles (118, 2nd), PA/K (6.90, 7th), Sacrifice Flies (7, T-10th), Line Drives (135, 4th), Line Drive Pct. (27.4, 7th), Pct. Swings Put In Play (42.6%, 9th), Pct. Pitches Put In Play (20.1%, 9th), Strikeout Pct. (14.5, 7th)

- Led the Cardinals in singles, sacrifice flies, line drive pct., fly ball pct. (33.3), and fly balls (164).
- His 152 games played were his most since 157 in his first season with St. Louis in 2021.
- Logged his 9th consecutive full season of playing 140 or more games (2015-24), 8th-longest all-time among primary third basemen and first to do so since Wade Boggs (11 from 1983-93).
- Recorded his 11th season with double-digit home runs (T-16th in MLB history among primary third basemen).
- Produced at least one hit in 109 games (6th in NL).
- Hit .284 (123-433) off right-handed pitching, 8th-highest among MLB right-handed hitters.
- After beginning the season 0-for-7, logged hits in 21 of his next 23 games from March 30-April 24 at a .318 clip (28-88), which included a pair of season-high nine-game hitting streaks.
- Batted .307 (85-277) at Busch Stadium compared to .239 (72-301) on the road. Marked the 8th-highest home average in 2024, his highest batting average at Busch Stadium since joining St. Louis (2021-24), and his highest home mark since batting .351 at Coors Field in 2019.
- Finished 2nd in MLB with his 31 hits in Close & Late situations (.344/.430/.522).
- Launched a walk-off grand slam in the bottom of the 10th inning on Aug. 21 vs. Milwaukee, his 6th career grand slam and the first Cardinals walk-off grand slam since Paul Goldschmidt (May 23, 2022 vs. Toronto).
- Ranked among MLB third base leaders in Zone Rating (.827, 1st), putouts (103, 1st), 2nd in fielding percentage (.977, 2nd), total chances (392, 3rd), Runs Prevented (7, 3rd), Outs Above Average (9, 3rd), Fielding Run Value (7, 3rd), and range factor/game (.827, 3rd).



BACKGROUND/PERSONAL

- Attended El Toro High School in Lake Forest, Calif., where he played shortstop, catcher, and pitcher (2006-09).
- His high school uniform No. 12 was retired in 2014.
- Was high school teammates with Matt Chapman and Austin Romine.
- His junior season, El Toro won the 2008 California Interscholastic Federation Southern Championship at Dodger Stadium.
- In 2009 as a senior shortstop, Arenado's backup was undersized sophomore Matt Chapman, who only played shortstop when Arenado pitched.
- On Feb. 8, 2020, "Nolan Arenado Drive" was unveiled in his hometown of Lake Forest, leading into Lake Forest Sports Park.
- Signed his letter of intent to play college baseball at Arizona State University.
- Originally selected by Colorado in the 2nd round of the 2009 MLB Draft.
- Listed as the 17th-best catcher available by *Baseball America*, although was drafted as an infielder.
- Nolan is of Cuban (father Fernando) and part Cuban/Puerto Rican (mother Millie) descent, but does not speak Spanish.
- Visited Cuba for the first time with his family and friends after the 2016 season.
- Nolan is the second of three sons. His older brother, Fernando Jr., goes by his middle name, Cousy (named in honor Boston Celtics guard Bob Cousy).
- His younger brother, Jonah, was selected by San Francisco in the 16th round of 2013 MLB Draft and played seven minor league seasons (2013-19) as a corner infielder.
- His first cousin, Joshua Fuentes played three seasons as an infielder for the Rockies (2019-21).
- Threw a perfect game in Little League, although credits his right fielder for throwing out a batter at first base after hitting a ball to right in the final inning.
- Locked beside NFL quarterback Russell Wilson while both were in playing in the Rockies minor league organization together.
- Shoots left-handed when playing basketball.
- Regularly plays wiffle ball with his brothers and cousins during offseasons. Contacted his bat company, Old Hickory, and ordered his model in a Wiffle Ball bat (Old Hickory model 28NA-Wiffle) with his name on it.
- Grew up a Los Angeles Dodgers fan and attended countless games at Dodger Stadium with his family. Was a fan of outfielder Shawn Green.
- Partners with Joe Harden and family friend Klay Thompson to produce Diamond and Key Wine, based in Napa, CA.
- Requested and studied past game footage of third basemen Aramis Ramirez, Alex Rodriguez, Adrián Beltré, and Scott Rolen. He met Rolen at Busch Stadium in August 2019 during Scott's Cardinals Hall of Fame induction.
- As part of National Bullying Prevention Month in 2018, lent voice in the ongoing Shred Hate PSA effort, a joint program between ESPN, MLB & X Games striving to end in-school bullying by encouraging youth to choose kindness.

SINGLE-SEASON HOME RUNS BY A CARDINALS PRIMARY THIRD BASEMAN

Cardinals Rank	Season	Home Runs
1. Fernando Tatis	1999	34
Scott Rolen	2004	34
Nolan Arenado	2021	34
4. Ken Boyer	1960	32
5. Nolan Arenado	2022	30

CAREER HOME RUNS BY A CARDINALS PRIMARY THIRD BASEMAN

Cardinals Rank	Home Runs	Seasons
1. Ken Boyer	255	1955-65
2. Scott Rolen	159	2002-07
3. Whitey Kurowski	106	1941-49
Nolan Arenado	106	2021-24

CAREER HR BY A PRIMARY THIRD BASEMAN

MLB Rank	HR	Seasons
1. Mike Schmidt	548	1974-89
2. Eddie Mathews	512	1952-68
3. Adrian Beltré	477	1998-2018
4. Chipper Jones	468	1995-2012
5. Darrell Evans	414	1969-89
6. Graig Nettles	390	1974-88
7. Aramis Ramirez	386	1998-2015
8. Matt Williams	378	1987-2003
9. Gary Gaetti	360	1981-99
10. Ron Santo	342	1960-74
Evan Longoria	342	2008-23
Manny Machado	342	2012-present
13. Nolan Arenado	341	2013-present

WINS ABOVE REPLACEMENT AMONG POSITION PLAYERS SINCE 2014

MLB Rank	Team(s)	bWAR
1. Mookie Betts	Red Sox, Dodgers	69.6
2. Mike Trout	Angels	66.3
3. Nolan Arenado	Rockies, Cardinals	54.3
4. Paul Goldschmidt	Dbacks, Cardinals	52.7

CAREER DEFENSIVE RUNS SAVED BY THIRD BASEMAN SINCE 2003 - FANGRAPHS

MLB Rank	DRS	Innings
1. Adrián Beltré	200	18,351.1
2. Nolan Arenado	162	14,019.2
3. Scott Rolen	114	9,669.1
4. Manny Machado	103	12,152.0

OUTS ABOVE AVERAGE SINCE 2016 - STATCAST

MLB Rank	OAA	Innings
1. Francisco Lindor - SS	137	10,917.1
2. Nick Ahmed - SS	119	6,421.2
3. Nolan Arenado - 3B	107	9,312.1

- Resides in San Clemente, Calif. with his wife, Laura, and daughter, Levi (8/25/22).



LUKEN
BAKER

26

HT: 6-4 WT: 285 B/T: R/R BIRTH DATE: March 10, 1997 ML SERVICE: 0.122

(LOO-kehnn)

FULL NAME: Luken Grosvenor Baker

BORN: Houston, Texas

OPENING DAY AGE: 28

BECAME A CARDINAL: Selected in the second round (75th overall)
Compensation Pick of the 2018 MLB Draft

CONTRACT STATUS: Signed through 2025

MLB DEBUT: June 4, 2023 at Pittsburgh

FIRST BASEMAN

COMPLETE BATTING RECORD

Year	Team	AGE	G	AB	R	H	2B	3B	HR	RBI	BB	SO	SB	CS	HBP	SH	SF	AVG	OBP	SLG	OPS
2018	GCL Cardinals (R)	21	8	24	10	12	2	0	1	7	3	4	0	0	0	0	1	.500	.536	.708	.244
	Peoria (A)	21	37	139	16	40	9	0	3	15	16	31	0	0	0	0	1	.288	.359	.417	.776
2019	Palm Beach (A+)	22	122	439	47	107	32	1	10	53	52	112	1	1	3	0	2	.244	.327	.390	.716
2020		23	DID NOT PLAY - NO MiLB SEASON																		
2021	Springfield (AA)	24	91	347	51	86	20	0	26	68	38	103	0	0	2	0	4	.248	.322	.530	.853
	Memphis (AAA)	24	2	6	1	2	1	0	0	2	0	2	0	0	1	0	0	.333	.429	.500	.929
2022	Memphis (AAA)	25	124	464	52	106	14	0	21	66	37	129	0	0	5	0	7	.228	.289	.394	.683
2023	Memphis (AAA)	26	84	314	71	105	22	0	*33	+98	59	76	0	0	3	0	4	.334	.440	*.720	.159
	ST. LOUIS	26	33	86	9	18	3	0	2	10	13	31	0	0	0	0	0	.209	.313	.314	.627
2024	Memphis (AAA)	27	108	376	54	87	18	0	*32	79	67	110	0	0	2	0	7	.231	.345	.535	.880
	ST. LOUIS	27	21	40	3	7	1	1	2	10	7	11	1	0	0	0	2	.175	.286	.400	.686
Major League Totals		54	126	12	25	4	1	4	20	20	42	1	0	0	0	2		.198	.304	.341	.645
Minor League Totals		576	2109	302	545	118	1	126	388	272	567	1	1	16	0	26		.258	.344	.495	.839

* Led League + Tied for League Lead

Note: Major League Uniform Numbers Worn: 26 (2023-present)

REGULAR SEASON FIELDING RECORD

Position	PCT	G	PO	A	E	TC	DP
First Base	1.000	13	54	3	0	57	7

CAREER TRANSACTIONS

- Selected by the Houston Astros in the 37th round (1,099th overall) of the 2015 MLB Draft, but did not sign.
- Selected by the St. Louis Cardinals in the second round Compensation Pick (75th overall) of the 2018 MLB Draft.
- On St. Louis Paternity List, September 24-26, 2024.

BAKER, LUKEN



2024 SEASON HIGHS

Most Hits: 1, 7x. Last: 9/21 vs. Cleveland
Most Runs: 1, 3x. Last: 9/1 at New York Yankees
Most 2Bs: 1, 8/28 vs. San Diego
Most HRs: 1, twice. Last: 9/1 at New York Yankees
Most RBI: 2, twice. Last: 9/1 at New York Yankees
Most BBs: 3, 8/23 at Minnesota
Longest Hitting Streak: 2 games, twice. Last: 9/15-17

CAREER HIGHS

Most Hits: 2, 6/4/23 at Pittsburgh
Most Runs: 1, 12x. Last: 9/1/24 at New York Yankees
Most 2Bs: 1, 4x. Last: 8/28/24 vs. San Diego
Most HRs: 1, 4x. Last: 9/1/24 at New York Yankees
Most RBI: 3, 9/8/23 at Cincinnati
Most BBs: 3, 8/23/24 at Minnesota
Longest Hitting Streak: 3 games, twice. Last: 9/22-24/23
Pinch-Hit Home Runs: 1, 8/21/24 vs. Milwaukee (Hudson)

CAREER NOTES

- Made his Major League debut on June 4, 2023 at Pittsburgh, going 2-for-4 and notching his first career hit on a single in his first MLB plate appearance off of LHP Rich Hill.
- Tallied an RBI in six straight games (8/27-9/4/2024) tying Albert Pujols for the longest streak in franchise history for a Cardinals player in his first 44 MLB games dating back to 1961.
- Leads all of Minor League Baseball with 112 home runs hit since the start of the 2021 season (26 in 2021, 21 in 2022, 33 in 2023, 32 in 2024). Has hit 126 career home runs in the minors (2018-24).
- Averages a home run per 16.7 at-bats over his minor league career, and a home run per 13.5 at-bats over his four years playing in Memphis.
- Led the International League in home runs in back-to-back seasons hitting 33 in 2023 and 32 in 2024, both while playing with Memphis (AAA).
- Is the all-time franchise leader in home runs for Memphis (AAA) with 86.
- Named International League Most Valuable Player, IL Postseason All-Star, All-MiLB First Team and *Baseball America* Minor League All-Star in 2023.
- His 26 homers at Springfield in 2021 ranked as the 4th-highest single-season total in franchise history behind Matt Adams (32 in 2011), Xavier Scruggs (29 in 2013), and Colby Rasmus (29 in 2007).
- Has recorded 11 multi-home run games in his career.
- Did not play the 2020 season due to COVID protocols canceling the minor league season.
- Led all Cardinals minor leaguers in doubles (32) in 2019.
- Hit .347/.465/.561 with 28 home runs and 129 RBI in 145 games over three seasons at Texas Christian University.
- 2015 Gatorade National Player of the Year. Became the first Gatorade Player of the Year winner to attend college and not go pro since Drew Henson (1998) attended Michigan.

MINOR LEAGUE HOME RUN LEADERS
2021-2024

MiLB Rank	HR	Organization(s)
1. Luken Baker	112	Cardinals
2. Ryan Ward	110	Dodgers
3. Orelvis Martinez	103	Blue Jays
4. Josh Lester	102	Tigers/Royals
5. Shay Whitcomb	102	Astros
6. Griffin Conine	99	Marlins
7. Jhonkensy Noel	96	Guardians
8. Blaine Crim	95	Rangers
9. Johnathan Rodríguez	91	Guardians
10. Several Players Tied	90	

MEMPHIS REDBIRDS SINGLE-SEASON
HOME RUN LEADERS

Rank	HR	Years
1. Kevin Witt	36	2004
2. Ernie Young	35	2000
3. Ivan Cruz	35	2002
4. Luken Baker	33	2023
5. Luken Baker	32	2024
Rick Ankiel	32	2007
Nick Stavinocha	32	2019

MEMPHIS REDBIRDS CAREER
HOME RUN LEADERS

Rank	HR	Years
1. Luken Baker	86	2021-24
2. Nick Stavinocha	74	2007-11
3. John Gall	57	2003-06
4. Adolis García	57	2017-19
5. Scott Seabol	56	2003-05



2024

- Played the majority of the season in Memphis (AAA), appearing in 108 games. Was recalled on August 20 and remained in St. Louis the remainder of the season playing in 21 games.
- Hit a home run in his first MLB plate appearance of the 2024 season. It marked his first Major League pinch-hit home run, a game-tying two-run pinch-hit shot off Bryan Hudson vs. MIL (8/21) and his first career home run at Busch Stadium.
- Became the first Cardinals player to hit a pinch-hit home run in his first game of the season since Paul DeJong at COL (5/28/17).
- Played in 13 games for St. Louis, but appeared in the field in only one game (9/8 vs. SEA), playing three innings at first base. Other 12 games were at designated hitter.
- Broke the Memphis (AAA) franchise home run record with 75, cracking a pair of home runs vs. Gwinnett (6/26). Finished the season with 86 career home runs for the Redbirds.
- Recorded an RBI in six straight games (8/27-9/4). Tied the longest streak by a Cardinals player in his first 44 MLB games since Albert Pujols (2001) and longest overall in the franchise history since 1961.
- Set a career-high with three walks at MIN (8/23), tying the Cardinals season-high game mark. Joined Randal Grichuk (4/10/16 at ATL) as the only two Cardinals in history to draw three walks in three plate appearances in reserve. Was the fifth Cardinals player all time to draw three walks in reserve in any game.
- Recorded a stolen base vs. SD (8/29), matching his career total from 576 games in the minor leagues.
- Batted .400 (6-15) with 2 HR, 10 RBI with runners in scoring position with a 1.476 OPS.
- Homered in three consecutive games (5/11-14) at Memphis.
- Totaled four multi-home run games in Memphis with three coming against Gwinnett (5/18 vs. Gwinnett; 6/23 vs. Jacksonville; 6/26 at Gwinnett; 8/6 vs. Gwinnett). Has 11 career multi-home run games in his minor league career.
- Posted two games with five RBI (5/4 at Charlotte & 8/6 vs. Gwinnett).
- Led the International League with 32 home runs, ranked 2nd in all of Triple-A and T-3rd in Minor League Baseball.
- Missed the Colorado series (9/24-26) while on the Paternity List for the birth of his daughter Lyla (9/23).

BACKGROUND/PERSONAL

- Graduated from Oak Ridge High School in Conroe, Texas.
- 2015 Gatorade National Player of the Year.
- Became the first Gatorade Player of the Year winner to attend college and not go pro since Drew Henson (1998) attended Michigan.
- 2015 Baseball America First Team All-American.
- Won two Home Run Derbies in 2014, the Under Armour High School Derby at Target Field during All-Star Week, followed by the Under Armour All-America Classic at Wrigley Field.

AWARDS & HONORS

International League Most Valuable Player
2023: Memphis (AAA)

International League Postseason All-Star
2023: Memphis (AAA)

All-MiLB Prospect First Team - First Base
2023: Memphis (AAA)

Baseball America Minor League All-Star
2023: Memphis (AAA)

Cardinals Minor League Player of the Month
2023: Memphis (AAA) - April

Florida State League Player of the Week
2019: Palm Beach (High-A) - Aug. 5-11

Florida State League Player of the Month
2019: Palm Beach (High-A) - August

Gatorade National Player of the Year
2015: Oak Ridge (Tex.) High School

CAREER MILESTONES

Major League Debut
June 4, 2023 at Pittsburgh

First Major League Hit
June 4, 2023 at Pittsburgh
(2nd inning, single, off Rich Hill)

First Major League Home Run
August 26, 2023 at Philadelphia
(3rd inning, solo, off Zack Wheeler)

- Originally selected by the Houston Astros in the 37th round of the 2015 MLB Draft, but did not sign to attend Texas Christian University.
- Baker sent a letter to every MLB team notifying them of his intention to keep his commitment to TCU.
- Batted .347 with 28 HR, 129 RBI and a .561 slugging percentage over three collegiate seasons at TCU.
- Named Big 12 Freshman of the Year in 2016, pacing the conference in batting average (.379), total hits (94), runs scored (59) and RBI (62).
- Averaged a home run every 12.61 at-bats.
- Signed by Tom Lipari.
- Resides in Spring, Texas with his wife, Linda, and daughter Lyla (9/23/24).



JOSÉ BARRERO

27

HT: 6-4 WT: 215 B/T: R/R BIRTH DATE: April 5, 1998 ML SERVICE: 1.161

FULL NAME: Jose Israel Garcia Barrero

BORN: Havana, Cuba

OPENING DAY AGE: 26 (Turns 27 on April 5)

BECAME A CARDINAL: Signed by the Cardinals as a minor league free agent, November 19, 2024

CONTRACT STATUS: Signed through 2025

MLB DEBUT: August 27, 2020 at Milwaukee

INFIELDER (NON-ROSTER) 

COMPLETE BATTING RECORD

Year	Team	AGE	G	AB	R	H	2B	3B	HR	RBI	BB	SO	SB	CS	HBP	SH	SF	AVG	OBP	SLG	OPS
2017	Industriales (Cuba)	19	17	36	7	11	2	0	0	1	3	8	3	0	0	2	0	.306	.359	.361	.720
2018	Dayton (A)	20	125	482	61	118	22	4	6	53	19	112	13	9	12	3	1	.245	.290	.344	.634
2019	Daytona (A+)	21	104	404	58	113	*37	1	8	55	25	83	15	2	17	0	6	.280	.343	.436	.779
2020	Cincinnati	22	24	67	4	13	0	0	0	2	1	26	1	1	0	0	0	.194	.206	.194	.400
2021	Chattanooga (AA)	23	40	160	31	48	9	1	6	28	16	40	8	1	2	0	2	.300	.367	.481	.848
	Louisville (AAA)	23	45	170	31	52	10	0	13	38	20	44	8	3	6	1	3	.306	.392	.594	.986
	CINCINNATI	23	21	50	4	10	4	1	0	3	3	17	1	0	3	0	0	.200	.286	.320	.606
2022	Louisville (AAA)	24	55	220	27	46	8	1	9	24	11	89	5	2	5	0	1	.209	.262	.377	.639
	CINCINNATI	24	48	165	13	25	3	0	2	10	9	76	4	1	0	0	0	.152	.195	.206	.402
2023	Louisville (AAA)	25	80	291	47	75	17	4	19	57	22	105	20	1	14	1	6	.258	.333	.540	.873
	CINCINNATI	25	46	133	15	29	8	0	2	17	15	44	3	2	0	0	1	.218	.295	.323	.619
2024	Round Rock (AAA)	26	49	165	25	31	6	1	6	25	13	63	10	1	8	0	2	.188	.277	.346	.622
Major League Totals			139	415	36	77	15	1	4	32	28	163	9	4	3	0	1	.186	.242	.255	.497
Minor League Totals			498	1892	280	483	109	12	67	280	126	536	79	19	64	5	21	.255	.320	.432	.752
Cuba Totals			16	61	8	13	3	0	1	9	5	12	3	1	2	0	1	.213	.290	.312	.601

Note: Major League Uniform numbers Worn: 38 (2020-21), 2 (2022-23)

* Led League

WILD CARD SERIES RECORD

Year	Team	AGE	G	AB	R	H	2B	3B	HR	RBI	BB	SO	SB	CS	HBP	SH	SF	AVG	OBP	SLG	OPS
2020	CIN at ATL	22	1	1	0	0	0	0	0	0	0	0	0	0	0	0	0	.000	.000	.000	.000

REGULAR SEASON FIELDING RECORD

Position	PCT	G	PO	A	E	TC	DP
Second Base	.875	2	5	2	1	8	2
Shortstop	.970	104	129	224	11	364	63
Outfield	.977	26	42	1	1	44	0



CAREER NOTES

- Had his name legally changed from José García to José Barrero in May 2021 following the death of his mother.
- Former Reds No. 1 prospect (2023) was signed by the Cardinals as a minor league free agent in November 2024.
- Played four years (2020-23) in Major League Baseball for the Cincinnati Reds. Compiled 139 games, starting 97 at shortstop, 20 at centerfield, and one at second base.
- Was rated by *Baseball America* as the Reds No. 1 prospect and "Best Defensive Infielder" in 2023.
- 2021 Reds Minor League Player of the Year.
- Made the 2023 Reds Opening Day roster, starting at shortstop vs. Pittsburgh (3/30). Was on the Reds Opening Day roster in 2022 on the Injured List. Missed 53 games (April 7-June 5) with a hamate bone injury
- Was signed by the Texas Rangers prior to Opening Day 2024, but did not advance above Round Rock (AAA) after an injury occurring on a July 4 collision required surgery to remove his spleen.
- Made Major League debut at Milwaukee on Aug. 27, 2020 and recorded his first hit, an infield single off Adrian Houser.
- At 22-years, 144-days, was the youngest Red to make his Major League debut since Yorman Rodriguez in 2014 (22.020) and youngest player to debut as the Reds starting shortstop since Kurt Stillwell (20.313) in 1986.
- His first Major League home run came in a multi-homer game, smacking a pair at Milwaukee (8/6/22) off southpaws Aaron Ashby and Hoby Milner in a 7-5 Reds victory. Became the second batter in the Reds' 125-year record-keeping history (since 1900) to produce his first two MLB home runs in the same game, joining Harry Steinfeldt on July 31, 1900 at Boston (NL).
- Collected his first walk-off RBI vs. PHI (8/17/22) with a 9th inning two-out single off Seranthony Dominguez to break a scoreless tie for a 1-0 win.
- Hit his first career grand slam at Fenway Park in Boston (5/30/23) off Joely Rodriguez.
- Appeared in one postseason game for the Reds in the 2020 National League Wild Card round. Was a pinch-hitter for Travis Jankowski in the top of the 13th and grounded out before the Braves walked off in the bottom half 1-0.
- Set the Reds record for consecutive games with a strikeout to begin a season for a non-pitcher at 23 (Aug. 3-28, 2022) before snapping it vs. St. Louis on Aug. 31.
- Played for the National League in the 2021 SiriusXM Futures Game at Coors Field and homered in his first plate appearance, smacking a 426-foot home run.
- Has never produced a hitting streak of more than three games in the Majors, but has nine three-game streaks.
- Led the Florida State League in doubles (37) and extra base hits (46) in 2019 while playing for Daytona (A). Ranked among the league leaders in slugging (.436, 3rd), total bases (176, 4th), OPS (.779, 5th) and hits (113, 9th).

CAREER MILESTONES

Major League Debut

August 27, 2020 at Milwaukee

First Major League Hit

August 27, 2020 at Milwaukee
(2nd inning, single, off Adrian Houser)

First Major League Home Run

August 6, 2022 at Milwaukee
(4th inning, 2-run, off Aaron Ashby)

AWARDS & HONORS

Sheldon "Chief" Bender

Reds Minor League Player of the Year

2021: Chattanooga (AA) & Louisville (AAA)

Baseball America Triple-A All-Star

2021: Chattanooga (AA) & Louisville (AAA)

SiriusXM All-Star Futures Game

2021: National League

Triple-A East Player of the Week

2021: Louisville (AAA) - July 25 - Aug. 1

Reds Minor League Hitter of the Year

2019: Daytona (A)

Florida State League Player of the Week

2019: Daytona (A) - Aug. 19-25

Midwest League Player of the Week

2018: Dayton (A) - Aug. 13-19

MiLB.com Organization All-Star

2021: Cincinnati Reds
2019: Cincinnati Reds
2018: Cincinnati Reds

- Ranked T-3rd in hit by pitch in the 2019 Florida State League (17) and 2023 International League (14); ranked T-6th in the 2018 Midwest League (12).
- Played in 16 games for Glendale in the 2019 Arizona Fall League. Batted .213 (13-61) with a home run and nine RBI.
- Played three seasons in the Dominican Winter League (2022 Escogido, 2024-25 Estrellas) and one season in the Puerto Rican Winter League for Mayaguez (2023).

CAREER TRANSACTIONS

- Signed by the Cincinnati Reds as an international free agent, June 8, 2017.
- On Cincinnati Reds Injured List (left hamate surgery); included injury rehabilitation assignment to Louisville (AAA), April 7 - June 5, 2022.
- Claimed off waivers by the Texas Rangers, March 27, 2024.
- Signed by the St. Louis Cardinals as a minor league free agent, November 19, 2024.



2024

- Played in 49 games for Round Rock (AAA) after being signed on March 27 by the Rangers organization.
- Had his season cut short after a collision on July 4 at Sugar Land with shortstop Jax Biggers landing him on the 7-day Injured List. Was transferred to the 60-day Injured List on July 16 and missed the rest of the season requiring surgery to remove his spleen.
- Appeared defensively at shortstop (28 games), centerfield (20), right field (2) and third base (1).
- Hit a pair of home runs at Oklahoma City (6/8) with a season-high four RBI. Was his 3rd career multi-home run game in the minor leagues.
- Tied for the team lead with eight hit by pitch.
- Played in a team-leading 43 games for the Estrellas in the 2024-25 Dominican Winter League, managed by former Cardinals third baseman Fernando Tatis.
- Ranked among Dominican Winter League leaders in doubles (10, T-2nd) RBI (23, T-5th), runs (22, T-4th), and sacrifice flies (3, T-3rd).

CAREER HIGHS

Most Hits: 3, 9/28/22 at Pittsburgh
Most Runs: 2, 3x. Last: 5/26/23 at Chicago Cubs
Most 2Bs: 2, 4/28/23 at Oakland
Most 3Bs: 1, 10/1/21 at Pittsburgh
Most HRs: 2, 8/6/22 at Milwaukee
Most RBIs: 4, 5/20/23 at Boston
Most BBs: 2, 3x. Last: 5/22/23 vs. St. Louis
Most SBs: 1, 9x. Last: 4/30/23 at Oakland
Longest Hitting Streak: 3 games, 9x. Last: 5/12-17/23
Multi-Home Run Games: 1, 8/6/22 at Milwaukee
Grand Slams: 1, 5/30/23 at Boston (Joely Rodriguez)

BACKGROUND/PERSONAL

- Was signed out of Cuba by Reds scouts Chris Buckley, Tony Arias, Miguel Machado, Jim Stoeckel, Bob Engle and Hector Otero.
- Resides in Parkland, Fla.



Infielder José Barrero during the Cardinals Spring Training opener vs. the Miami Marlins, February 22, 2025 at Roger Dean Chevrolet Stadium.



IAN
BEDELL

92

HT: 6-2 WT: 215 B/T: R/R BIRTH DATE: SEPTEMBER 5, 1999 ML SERVICE: 0.000

FULL NAME: Ian McAllister Bedell

BORN: Davenport, Iowa

OPENING DAY AGE: 25 (Turns 26 on September 5)

BECAME A CARDINAL: Selected in the fourth round (122nd overall) in the 2020 MLB Draft

CONTRACT STATUS: Signed through 2025

PITCHER (NON-ROSTER) 

COMPLETE RECORD

Year	Team	Age	W-L	ERA	G	GS	GF	HLD	SV	IP	H	R	ER	HR	HB	BB	SO	WHIP	BA	WP	SO%	BB%	BF
2020		20	DID NOT PITCH -- NO MiLB SEASON																				
2021	Peoria (A+)	21	0-1	10.13	2	1	1	0	0	2.2	7	4	3	0	1	2	4	3.38	.500	0	23.5	11.8	17
2022	FCL Cardinals	22	0-0	0.00	3	2	0	0	0	3.0	3	0	0	0	0	2	6	1.67	.250	0	42.9	14.3	14
	Palm Beach (A)	22	0-0	6.75	3	0	0	1	0	2.2	6	5	2	0	0	1	4	2.63	.429	2	26.7	6.7	15
2023	Peoria (A+)	23	4-2	2.44	27	19	0	1	0	96.0	76	32	26	7	6	34	106	1.15	.218	5	27.2	8.7	389
2024	Springfield (AA)	24	1-2	4.73	12	10	2	0	1	64.2	52	36	34	12	7	19	79	1.10	.218	0	29.5	7.1	268
	Memphis (AAA)	24	2-2	5.02	9	9	0	0	0	43.0	36	25	24	10	3	24	31	1.40	.222	0	16.4	12.7	189
Minor League Totals			7-7	3.78	56	41	3	2	1	212.0	180	102	89	29	17	82	230	1.24	.228	7	25.8	9.2	892

CAREER NOTES

- Selected to Major League Spring Training as a non-roster invitee for the first time in his career.
- Joins Jordan Walker, Masyn Winn, Tink Hence, and Alec Burleson as one of five Cardinals selections from the 2020 MLB Draft in Major League Camp.
- Led all 2023 Cardinals minor league pitchers in ERA while ranking fifth in the organization in WHIP, sixth in strikeouts and 10th in opponent batting average.
- Paced the 2023 Peoria staff with a career-high 106 strikeouts and ranked second with 96.0 innings pitched.
- Posted career bests in wins (4), appearances (27) and opp. batting average (.218) in 2023 with Peoria.
- Held opponents to one earned run or fewer in each of his first 11 outings (5 starts) to open the 2023 campaign with High-A Peoria, going 2-1 with a 1.44 ERA (5 ER/31.1 IP), 44 strikeouts and a 1.18 WHIP.
- Compiled an 18.1-inning scoreless streak across five appearances (4 starts) from June 14-July 8, 2023.
- Started Game 2 of the 2023 Midwest League Semifinals at Cedar Rapids (3.0 IP, 5 ER, 4 SO).

AWARDS & HONORS

Midwest League Pitcher of the Year
2023: Peoria (A+)

Midwest League Post-season All-Star
2023: Peoria (A+)

- Entered the 2023 season rated as the No. 26 prospect in the Cardinals organization by *Baseball America*.
- Underwent Tommy John surgery in May 2021 after making his first two professional appearances; returned to action in August 2022.
- Did not allow a run in any of his first four outings (3.2 IP) between the FCL Cardinals and Single-A Palm Beach in his return from injury.
- Held Cedar Rapids to one hit and one walk with a season-high eight strikeouts in 6.0 shutout innings on July 3, 2023.
- Received 2023 Midwest League Pitcher of the Year and Midwest League Post-season All-Star honors.

BEDELL, IAN



2024

- Participated in early workouts and seminars as part of the team's Spring Training Early Program (STEP Camp).
- Matched a career high with 19 starts (also 2023) and set career-high marks in innings pitched (107.2) and strikeouts (110) between Double-A Springfield and Triple-A Memphis.
- Began the season at Springfield and made 12 appearances (10 starts) before he received a promotion June 20 to Memphis.
- Struck out a career-high 11 batters with no walks and one run allowed through 5.1 innings June 9 at Arkansas in his penultimate start with Springfield.
- Pitched at least 7.0 innings with one run allowed or fewer a career-high four times (2 w/ SPR; 2 w/ MEM).
- His two 7.0+ inning starts with Memphis came in back-to-back starts July 12 vs. Norfolk (7.0 IP, 0 ER) and July 20 vs. Iowa (7.2 IP, 1 ER).
- Spent time on the 7-day Injured List from Aug. 7-Sept. 20 and returned to throw 1.0 inning of scoreless relief in the season finale Sept. 22 vs. Durham.
- Notched eight-or-more strikeouts in three consecutive starts from May 29-June 9 and led all MiLB pitchers with 28 strikeouts during that stretch.

BACKGROUND/PERSONAL

- Won the 2019 Cape Cod League "Most Outstanding Pitching Award" after going 4-0 with a 0.59 ERA in six starts with 36 strikeouts for Wareham.
- Was the starting pitcher for the West All-Star Team in the 2019 Cape Cod All-Star Game.
- Bypassed his senior year at Davenport (IA) Central High School to enroll early at the University of Missouri.
- Made four starts with a 34-5 strikeout-to-walk ratio and 12.95 strikeouts/9.0 IP as a junior at Mizzou in 2020 before the season ended early because of the COVID-19 pandemic.
- Participated in the 2017 Perfect Game National Showcase in Fort Myers, Fla.
- Has an identical twin brother, Connor.
- Signed by scout Dirk Kinney



(L-R) Sammy Hernandez, Wade Stauss, Jamie Pogue, Iván Herrera, Chance Sisco, Ethan Goforth, Gavin Collins, Jimmy Crooks, Pedro Pagés, Carlos Linárez, and Leonardo Bernal on the Cardinals Complex fields in Jupiter, February 14, 2025.



LEONARDO
BERNAL

96

HT: 6-0 WT: 250 B/T: S/R BIRTH DATE: February 13, 2004 ML SERVICE: 0.000

(bur-nahl)

FULL NAME: Leonardo Abdiel Bernal

BORN: Panama City, Panama

OPENING DAY AGE: 21

BECAME A CARDINAL: Signed as an international free agent, January 15, 2021

CONTRACT STATUS: Signed through 2025

CATCHER (NON-ROSTER) 

COMPLETE BATTING RECORD

Year	Team	AGE	G	AB	R	H	2B	3B	HR	RBI	BB	SO	SB	CS	HBP	SH	SF	AVG	OBP	SLG	OPS
2021	DSL Cards Blue (Rk)	17	44	158	23	33	9	1	5	29	17	28	3	1	3	0	0	.209	.298	.373	.671
2022	Palm Beach (A)	18	45	156	22	40	8	1	7	29	12	32	1	1	2	0	1	.256	.316	.455	.771
2023	Palm Beach (A)	19	78	268	45	71	15	1	3	44	49	55	4	1	3	0	3	.265	.381	.362	.743
2024	Peoria (A+)	20	96	341	46	92	17	2	10	53	37	87	7	5	2	0	2	.270	.343	.419	.762
	Springfield (AA)	20	14	49	2	10	1	0	1	4	6	9	0	2	0	0	0	.204	.291	.286	.577
Minor League Totals			277	972	138	246	50	5	26	159	121	211	15	10	10	0	6	.253	.340	.395	.735

CAREER NOTES

- Switch-hitting catcher was invited to Major League Spring Training for the second consecutive season (2024-25).
- Enters the 2025 season rated as the "Best Defensive Catcher" and No. 12 prospect in the Cardinals organization by *Baseball America*. Was rated No. 10 in 2024.
- Has thrown out 28.2% (84 CS/298 SB ATT) of attempted base stealers in his professional career.
- Threw out a career-high 34.5% (40 CS/116 SB ATT) of attempted base stealers in 2024 between Peoria (High-A) and Springfield (AA).
- In 2024, ranked among minor league leaders in games caught (88, T-2nd) and innings behind the dish (720.2, 7th).
- Played in the 2024 Arizona Fall League for the Glendale Desert Dogs
- Has appeared in the postseason twice in his career: 2022 Florida State League with Palm Beach (A) and 2024 Texas League with Springfield (AA).
- Participated in early workouts and seminars as part of the team's Spring Training Early Program (STEP Camp) in 2023.

BERNAL, LEONARDO



2024

- Entered the season rated as the No. 10 prospect in the Cardinals organization by *Baseball America*.
- Set career highs in games played (110), at-bats (390), hits (102), home runs (11), doubles (18), RBI (44), extra-base hits (31), total bases (157), and stolen bases (7).
- Threw out a career-high 34.5% (40 CS/116 SB ATT) of attempted base stealers.
- Ranked among minor league leaders in games caught (88, T-2nd) and innings behind the dish (720.2, 7th).
- Batted .273 (18-66) in 18 games at designated hitter.
- At age 20.1, began the season tied for the 10th-youngest player in the Midwest League and was the youngest on Peoria's roster.
- Led Peoria in RBI (53) and total bases (143).
- Batted .262 (77-294) vs. left-handed pitchers and .260 (25-105) against right-handed hurlers.
- Slashed .308/.373/.477 (20-65) with three home runs and 13 RBI in 18 July games.
- Promoted to Springfield on Aug. 27.
- Recorded a season-high four hits on Sept. 10 at San Antonio (AA-Padres).
- Batted .400 (4-10) with a homer and double in three games of the Texas League postseason.

BACKGROUND/PERSONAL

- Helped lead Panama to the 2018 Under-15 World Cup Silver Medal.
- Learned to become a switch-hitter due to routinely beating his younger brother in baseball and wanted to even the playing field.
- Has partnered with Finlete Funding Inc., which allows fans to invest in his potential Major League career, and then get a return on the investment by receiving a percentage of Bernal's future earnings. Other Finlete athletes include Marlins prospect Echedry Vargas and Guardians All-Star reliever Emmanuel Clase.
- Admired catchers Yadier Molina and Salvador Perez while growing up.
- Signed by Damaso Espino.
- Resides in Panama City, Panama, with his newlywed, Ambar.



Catcher Leonardo Bernal on the Cardinals Complex fields in Jupiter during Spring Training, February 12, 2025.



ALEC
BURLESON

41

HT: 6-0 WT: 225 B/T: L/L BIRTH DATE: November 25, 1998 ML SERVICE: 2.029

(bur-leh-son)

FULL NAME: Alec Michael Burleson

BORN: Charlotte, North Carolina

OPENING DAY AGE: 26

BECAME A CARDINAL: Selected in the Compensation 2nd round (70th overall) of the 2020 MLB Draft

CONTRACT STATUS: Signed through 2025

MLB DEBUT: September 8, 2022 vs. Washington

FIRST BASEMAN/OUTFIELDER

COMPLETE BATTING RECORD

Year Team	AGE	G	AB	R	H	2B	3B	HR	RBI	BB	SO	SB	CS	HBP	SH	SF	AVG	OBP	SLG	OPS
2020	21	DID NOT PLAY -- NO MiLB SEASON																		
2021 Peoria (A+)	22	11	42	8	12	1	0	4	10	6	15	1	0	0	0	1	.286	.367	.595	.963
Springfield (AA)	22	63	260	34	75	10	0	14	44	19	59	2	0	0	0	3	.289	.333	.489	.822
Memphis (AAA)	22	45	154	19	36	7	0	4	22	17	27	0	1	0	0	0	.234	.310	.357	.667
2022 Memphis (AAA)	23	109	432	68	143	25	1	20	87	29	67	4	0	3	0	6	*.331	.372	.532	.905
ST. LOUIS	23	16	48	4	9	1	0	1	3	5	9	1	0	0	0	0	.188	.264	.271	.535
2023 ST. LOUIS	24	107	315	34	77	20	1	8	36	23	45	3	1	3	1	2	.244	.300	.391	.691
2024 ST. LOUIS	25	152	547	71	147	20	0	21	78	35	76	9	4	4	1	6	.269	.314	.420	.734
Major League Totals		275	910	109	233	41	1	30	117	63	130	13	5	7	2	8	.256	.307	.402	.709
Minor League Totals		228	888	129	266	43	1	42	163	71	168	7	1	3	0	10	.300	.350	.492	.842

* Led League

Note: Major League Uniform Numbers Worn: 41 (2022-present)

WILD CARD SERIES RECORD

Year Team	AGE	G	AB	R	H	2B	3B	HR	RBI	BB	SO	SB	CS	HBP	SH	SF	AVG	OBP	SLG	OPS
2022 STL vs. PHI		NOT ON POSTSEASON ROSTER - ST. LOUIS TAXI SQUAD																		

REGULAR SEASON FIELDING RECORD

Position	PCT	G	PO	A	E	TC	DP
Outfielder	.996	140	218	11	1	230	2
First Base	1.000	38	239	21	0	260	23
Pitcher	---	2	0	0	0	0	0

COMPLETE PITCHING RECORD

Year	Team	Age	W-L	ERA	G	GS	GF	HLD	SV	IP	H	R	ER	HR	HB	BB	SO	WHIP	BA	WP	SO%	BB%	BF
2023	ST. LOUIS	24	0-0	21.60	2	0	2	0	0	1.2	8	4	4	1	0	0	1	4.80	.615	0	7.7	0.0	13

BURLESON, ALEC



2024 SEASON CAREER HIGHS

Most Hits: 3, nine times. Last: 8/26 vs. San Diego
Most Runs: 3, twice. Last: 6/22 vs. San Francisco
Most 2Bs: 2, 6/26 vs. Atlanta
Most HRs: 2, 6/22 vs. San Francisco
Most RBI: 5, 6/22 vs. San Francisco
Most BBs: 2, twice. Last: 8/28 vs. San Diego
Most SBs: 2, 6/23 vs. San Francisco
Longest Hitting Streak: 11 games, 5/14-5/27

CAREER HIGHS

Most Hits: 3, 12x. Last: 8/26/24 vs. San Diego
Most Runs: 3, twice. Last: 6/22/24 vs. San Francisco
Most 2Bs: 2, twice. Last: 6/26/24 vs. Atlanta
Most HRs: 2, 6/22/24 vs. San Francisco
Most RBI: 5, 6/22/24 vs. San Francisco
Most BBs: 2, four times. Last: 8/28/24 vs. San Diego
Most SBs: 2, 6/23/24 vs. San Francisco
Longest Hitting Streak: 11 games, 5/14-27/24
Multi-HR Games: 1, 6/22/24 vs. San Francisco
Pinch-Hit HR: 1, 9/23/22 at Los Angeles Dodgers (H. Alberto)
Grand Slams: n/a
Extra-Inning HR: n/a
Game-Ending HR: n/a

CAREER NOTES

- Has hit 27 of 30 career home runs off right-handed pitching.
- Since 2023, ranks among Major League leaders in percentage of pitches put in play (22.4, 7th) and strikeout percentage (12.8, 8th).
- Led Major League Baseball in batting average (.391, 36-92) against off-speed pitches, 3rd-highest by a Cardinal since 2008, trailing Nolan Arenado (.414, 24-58) in 2021 and Albert Pujols (.394, 26-66) in 2009.
- From June 2-4, 2024, joined Nolan Gorman to become the first set of Cardinals teammates ever to each homer in the same consecutive three-game span.
- Hit first career MLB home run vs. Los Angeles Dodgers (Sept. 23, 2022) at Dodger Stadium off position player Hanser Alberto, a 405' shot into the right field pavilion. Was the first MLB player to homer off a position player since Jason Martin (Texas) homered off Andy Burns vs. Dodgers (June 12, 2021)
- Was the fastest member of the 2020 Cardinals Draft Class to make the Major League roster in fewer than two full minor league seasons and 228 minor league games.
- Was the Cardinals compensation pick in the 2020 MLB Draft for free agent outfielder Marcell Ozuna signing with Atlanta.
- Was not on the 2022 Cardinals postseason roster, but remained on the Taxi Squad in St. Louis.
- 2022 International League Batting Champion with the Triple-A Memphis Redbirds. His .331 batting average ranked 3rd-best in franchise history (since 1998) behind Nick Stavinoha (.337 in 2008) and Joe McEwing (.334 in 1998).
- Owns a career .300 batting average in the minor leagues, while homering every 22.6 plate appearances.

CAREER MILESTONES

Major League Debut
September 8, 2022 vs. Washington

First Major League Hit
September 11, 2022 at Pittsburgh
(8th inning, single, off Duane Underwood, Jr.)

First Major League Home Run
September 23, 2022 at Los Angeles Dodgers
(8th inning, PH solo, off Hanser Alberto)

AWARDS & HONORS

Baseball America Triple-A All-Star
2022: Memphis (AAA) - OF

International League Post-Season All-Star
2022: Memphis (AAA) - OF

Cardinals Minor League Player of the Month
2022: Memphis (AAA) - May 2022
2021: Springfield (AA) - May 2021

International League Batting Champion
2022: Memphis (AAA)

MiLB.com Organizational All-Star
2021: Peoria (High-A), Springfield (AA),
Memphis (AAA) - OF

CAREER TRANSACTIONS

- Selected by the St. Louis Cardinals in the Compensation second round (70th overall) of the 2020 MLB Draft.
- On St. Louis Cardinals Injured List (left thumb fracture), September 20, 2023 - end of season.



2024

NL Ranks: Plate Appearance/Strikeout (7.83, 5th), Strikeout Pct. (12.8, 5th), Line Drives (122, 10th). Pct. Pitches Put In Play (22.6%, 2nd), Go-Ahead Home Runs (11, T-6th)

- Established single-season career highs in every offensive category, while leading the Cardinals in RBI (78) and ranking 2nd in home runs (21).
- His 78 RBI were the lowest full-season total to lead the Cardinals since 1986 when Tommy Herr & Andy Van Slyke shared the team lead with 61 runs batted in.
- St. Louis was 34-14 (.708) in games when Burleson drove in at least one run and 16-4 (.800) in his 20 multiple-RBI games.
- Recorded 45 RBI over a two-month span from June 1-July 31, 3rd-most in MLB behind Aaron Judge (54) and Vladimir Guerrero Jr. (47).
- His 53 RBI pre-All-Star Break were the most by a Cardinals left-handed batting outfielder since Jim Edmonds (56 in 2004).
- Recorded 10 game-winning RBI, before the All-Star break, most by a Cardinal since Yadier Molina (10 in 2021) & most by Cardinals left-handed batter since Rick Ankiel (10 in 2008).
- Batted .292 (121-414) off right-handed pitching (6th in the NL & 14th in MLB).
- Led Major League Baseball in batting average (.391, 36-92) against off-speed pitches, 3rd-highest by a Cardinal since 2008, trailing Nolan Arenado (.414, 24-58) in 2021 and Albert Pujols (.394, 26-66) in 2009.
- Ranked 3rd in MLB in batting average when facing pitchers the 2nd time in a game (.362, 47-130) and 8th the 3rd time in a game (.346, 28-81).
- 16 of 21 homers and 55 of 78 RBI came while batting 2nd in the lineup.
- Batted team-leading .327 (90-275) in Cardinals wins (77) but .210 (57-272) in losses (75).
- Hit safely in 96-of-135 starts (.272, 144-530), but .176 (3-17) in 17 games off the bench.
- His three-run home run at the New York Mets on April 26 was his 100th career hit.
- Slashed .422/.435/.600 (19-45) over a career-high 11-game hitting streak from May 14-27.
- From June 2-4, joined Nolan Gorman to become the first set of Cardinals teammates ever to each homer in the same consecutive three-game span.
- Batted .291/.321/.495 (30-103) in July, with six homers and career high 25 RBI (5th in MLB).
- Had an RBI in a career-high six straight games from July 13-21.
- Belted 17 of 21 home runs before the All-Star Break. Ended the season on a 38-game homerless drought, 2nd-longest of MLB career (47 games from Aug. 4, 2023-April 23, 2024).

MLB RANKINGS FROM 2023-2024

MLB Rank	Team(s)	% Pitches Put In Play
1. Luis Arraez	Marlins/Padres	25.2%
2. Keibert Ruiz	Nationals	24.7%
3. Mauricio Dubón	Astros	24.2%
4. Jeff McNeil	Mets	22.7%
5. Luis García Jr.	Nationals	22.6%
Yainer Diaz	Astros	22.6%
7. Alec Burleson	Cardinals	22.4%

MLB Rank	Team(s)	Strikeout %
1. Luis Arraez	Marlins/Padres	4.9%
2. Steven Kwan	Guardians	10.0%
3. Keibert Ruiz	Nationals	10.7%
4. Nico Hoerner	Cubs	11.2%
5. José Ramírez	Guardians	11.3%
6. Jeff McNeil	Mets	11.9%
7. Alex Bregman	Astros	12.7%
8. Alec Burleson	Cardinals	12.8%
9. Brendan Donovan	Cardinals	13.1%

BA VS. RIGHT-HANDED PITCHING IN 2024

MLB Rank	Team(s)	H-AB	BA
1. Bobby Witt Jr.	Royals	169-503	.336
2. Luis Arraez	Marlins/Padres	148-445	.333
3. Vladimir Guerrero Jr.	Blue Jays	163-499	.327
4. Aaron Judge	Yankees	139-427	.326
5. Shohei Ohtani	Dodgers	132-410	.322
6. Jackson Merrill	Padres	127-408	.311
7. Freddie Freeman	Dodgers	105-350	.300
8. Jarren Duran	Red Sox	138-463	.298
9. Marcell Ozuna	Braves	138-465	.297
10. Yainer Diaz	Astros	127-428	.297
11. Brent Rooker	Athletics	125-425	.294
12. Juan Soto	Yankees	116-396	.293
13. Rafael Devers	Red Sox	94-321	.293
14. Alec Burleson	Cardinals	121-414	.292

BA VS. OFF-SPEED PITCHES IN 2024

MLB Rank	Team	H-AB	BA
1. Alec Burleson	Cardinals	36-92	.391
2. Shohei Ohtani	Dodgers	36-100	.360
3. Ezequiel Tovar	Rockies	23-65	.354

BA VS. PITCHERS 2ND TIME IN GAME IN 2024

MLB Rank	Team	H-AB	BA
1. Rafael Devers	Red Sox	50-119	.420
2. Yordan Alvarez	Astros	49-133	.371
3. Alec Burleson	Cardinals	47-130	.362

BURLESON, ALEC

**BACKGROUND/PERSONAL**

- Graduated from East Lincoln High School in Denver, N.C., where he earned five high school letters (4 baseball, 1 basketball).
- Three-time North Carolina 2A All-State Team (2015-17).
- Struck out only eight times in his final three years of playing high school baseball.
- Played college baseball at East Carolina University.
- Became the 4th ECU Pirate to be drafted by the Cardinals, joining pitchers Seth Maness (11th round in 2011), Evan Kruczynski (9th round in 2017), and Chris Holba (11th round in 2018).
- As the 70th overall draft pick in 2020, Burleson became the 4th-highest draftee in school history.
- Was a two-way player at ECU, owning a .341 career batting average and 3.47 career ERA.
- Started 107 of 116 games at East Carolina while playing four different positions (1B, DH, LF, RF), batting .341 with 12 HR and 91 RBI over his career.
- Also pitched and went 13-5 with a 3.47 ERA (137.2 IP), 139 strikeouts and nine saves.
- Named 2020 First Team Preseason All-American Utility Player by Collegiate Baseball.
- 2019 finalist for the John Olerud National Player of the Year Award
- Played for the 2019 USA Collegiate National Team, receiving the USA Baseball International Performance-of-the-Year award for his walk-off home run against Japan.
- Played for the Bourne Braves in the 2019 Cape Cod League.
- Named Most Outstanding Player (.383, 10 HR, 44 RBI) of the Cal Ripken League for the Bethesda Big Train during the summer of 2018.
- Was a First Team CoSIDA Academic All-American and a seven-time East Carolina Director of Athletics Honor Roll Member.
- Signed by T.C. Calhoun
- Resides in Greenville, N.C. with his wife, Mary Shea.



Alec Burleson celebrates after scoring the game-tying run in the 8th inning of a come-from-behind 7-6 win over the division-rival Chicago Cubs, May 25, 2024 at Busch Stadium III.



NATHAN CHURCH

91

HT: 5-10 WT: 200 B/T: L/L BIRTH DATE: July 12, 2000 ML SERVICE: 0.000

FULL NAME: Nathan Michael Church

BORN: Newport Beach, California

OPENING DAY AGE: 24 (Turns 25 on July 12)

BECAME A CARDINAL: Selected in the 11th round (337th overall) in the 2022 MLB Draft

CONTRACT STATUS: Signed through 2025

OUTFIELDER (NON-ROSTER) 

COMPLETE BATTING RECORD

Year	Team	AGE	G	AB	R	H	2B	3B	HR	RBI	BB	SO	SB	CS	HBP	SH	SF	AVG	OBP	SLG	OPS
2022	Palm Beach (A)	21	27	95	12	18	1	1	0	4	9	14	3	1	5	1	1	.189	.291	.221	.512
2023	Peoria (A+)	22	119	455	65	*127	24	2	3	44	46	60	21	12	15	1	1	.279	.364	.360	.724
2024	Springfield (AA)	23	127	482	*81	129	22	1	9	66	43	60	24	4	6	3	6	.268	.332	.373	.705
Minor League Totals			273	1032	158	274	47	4	12	114	98	134	48	17	26	5	8	.266	.342	.354	.696

* Led League

CAREER NOTES

- Invited to his first Major League Spring Training in 2025
- Entered the 2025 season rated as the No. 15 prospect in the Cardinals organization by *Baseball America*.
- Also rated by the same publication as the "Best Defensive Outfielder" and having the "Best Outfield Arm" in the organization.
- Led the 2024 Texas League with 81 runs scored.
- Paced all 2023 Minor League High-A level players with 127 hits and ranked 9th in batting (.279).
- Posted career-highs in 2024 in hits (129), runs scored (81), home runs (9), RBI (66), and stolen bases (24).
- Recorded a career-high four hits in three games in his career, twice in 2023 and again in 2024.
- Played for Glendale in the 2024 Arizona Fall League. Played in 14 games and batted .360 (18-50) with five RBI and two stolen bases.

AWARDS & HONORS

Cardinals Minor League Player of the Month
2024: Springfield (AA) - April

Texas League Player of the Week
2024: Springfield (AA) - April 15-21

Midwest League Player of the Week
2023: Peoria (High-A) - June 5-11

California Interscholastic Federation Champion
2017: El Toro High School (Div. I)

CHURCH, NATHAN



2024

- Played a career-high 129 games while spending the entire season at Springfield (AA).
- Led the Texas League in runs scored (81) and ranked in the Top 10 in RBI (66, 7th) and hits (129, 3rd).
- Cardinals Minor League Player of the Month for April, batting .349 (30-86) with 3 HR, 18 RBI and a .402 OBP.
- Texas League Player of the Week (4/15-21).
- Posted a reverse split batting .302 against left-handed pitchers (32-106, 2 HR) and .258 (97-376, 7 HR) vs. right-handed pitchers.
- Was successful in 24-of-28 stolen base attempts. Ranked 3rd among Springfield Cardinals in thefts.
- Homered in back-to-back games at Amarillo (4/19-20) and matched his career-high with four hits on 4/20.
- Finished the season hitting safely in his final 10 games of the season (14-39, .359), his season-long hitting streak.

BACKGROUND/PERSONAL

- Graduated from El Toro High School in Lake Forest, Calif. The same high school that produced Nolan Arenado, Matt Chapman, and Paul Skenes.
- Won the 2017 CIF Division I Championship at El Toro.
- Played college baseball at UC-Irvine. Received an injury red-shirt his freshman year in 2019 and played the COVID shortened season in 2020. Named First Team All-Big West in 2021 and the Stanford All-Regional Team.
- Led NCAA Division 1 with eight triples in 2021 and ranked nationally in hits (100, 3rd), doubles (24, 5th), total bases (158, 7th), runs (62, 24th) and RBI (61, 29th). Established the school record in single-season hits.
- Played for State College in the 2021 MLB Summer Draft League.
- Signed by Chris Rodriguez.
- Resides in Coto de Caza, Calif.



Outfielder Nathan Church during the Cardinals Spring Training game vs. the Houston Astros, February 23, 2025 at Roger Dean Chevrolet Stadium.



**GAVIN
COLLINS**

80

HT: 5-11 WT: 210 B/T: R/R BIRTH DATE: July 17, 1995 ML SERVICE: 0.000

FULL NAME: Gavin Patrik Collins

BORN: Newport Beach, California

OPENING DAY AGE: 29 (Turns 30 on July 17)

BECAME A CARDINAL: Signed as a minor league free agent,
December 21, 2023

CONTRACT STATUS: Signed through 2025

CATCHER (NON-ROSTER) 

COMPLETE BATTING RECORD

Year	Team	AGE	G	AB	R	H	2B	3B	HR	RBI	BB	SO	SB	CS	HBP	SH	SF	AVG	OBP	SLG	OPS
2016	Mahoning Valley (SS-A)	20	48	173	19	45	8	1	0	19	22	28	0	0	2	0	1	.260	.349	.318	.666
2017	Lake County (A)	21	40	141	23	38	5	1	8	19	14	30	0	0	2	0	2	.270	.340	.489	.829
2017	Lynchburg (A+)	21	40	142	18	39	16	0	4	35	13	45	1	1	3	0	4	.275	.340	.472	.811
2018	Lynchburg (A+)	22	62	228	28	53	20	1	5	36	14	46	1	2	6	3	1	.233	.293	.395	.688
	AZL Indians (R)	22	5	17	0	3	1	0	0	0	0	3	0	0	0	0	0	.177	.177	.235	.412
2019	Lynchburg (A+)	23	100	347	39	91	21	2	7	61	30	52	1	2	5	1	6	.262	.325	.395	.720
2020	DID NOT PLAY -- NO MILB SEASON																				
2021	Columbus (AAA)	25	50	148	16	27	3	0	5	22	19	44	1	1	6	0	1	.182	.299	.304	.603
2022	Columbus (AAA)	26	41	119	15	28	4	0	4	16	12	28	0	1	5	1	2	.235	.326	.370	.696
2022	Kansas City (Ind.)	27	62	239	38	75	16	1	10	41	29	27	2	1	0	0	4	.314	.382	.515	.897
2024	Memphis (AAA)	28	61	193	26	51	11	0	9	35	17	35	0	0	4	1	1	.264	.335	.461	.796
Minor League Totals		447	1508	184	375	89	5	42	243	141	311	4	7	33	6	18		.249	.323	.398	.721
Independent Totals		62	239	38	75	16	1	10	41	29	27	2	1	0	0	4		.314	.382	.515	.897

COLLINS, GAVIN

CAREER NOTES

- Signed by the Cardinals as a minor league free agent at the end of the 2023 season from the Kansas City Monarchs of the independent American Association league.
- Originally drafted by Cleveland in 2016 and made it as high as Triple-A Columbus in 2022.
- Suffered injuries in 2017 (left back strain), 2018 (right back strain & right triceps strain) and 2019 (right neck strain). Included an injury rehabilitation assignment to the Arizona Summer League in 2018.
- Threw out 29.0% (61 CS/210 SB ATT) of attempted base stealers over his minor league career.
- Played for Kansas City of the American Association and was named and AA West Division All-Star as the "last man in". Was teammates on the All-Star team with current Cardinals minor leaguer INF Matt Lloyd and opposed OF Bryan Torres on the East squad.

AWARDS & HONORS

American Association West Division All-Star
2023: Kansas City (Ind.)

- Recorded his lone multi-home run game with Lynchburg (A) at Wilmington (A) on June 12, 2019, hitting both longballs against current Royals' left-hander Kris Bubic.
- Posted a career-high five RBI vs. Potomac (8/29/17) while with Lynchburg (A).
- Played 12 games for Mesa in the 2019 Arizona Fall League. Batted .162 (7-43) with two doubles, a home run and five RBI.

**2024**

- Played his entire season at Memphis (AAA) appearing in 61 games and starting 47 games at catcher.
- Made one start at first base vs. Omaha (9/5) in the second game of a doubleheader and was 1-for-2 with two walks and two runs scored.
- Threw out 24.0% (12 CS/50 SB ATT) of attempted base stealers. Had a season-high two caught stealing vs. Charlotte (8/25).
- Hit left-handed pitchers at a .298 (17-57, 2 HR), but hit for power against right-handed pitchers with seven of his nine home runs (.250, 34-136).
- Ran off a 14-game hitting streak (8/4-29) hitting safely in all but one August game (8/3). Batted .388 (19-49) with 2 HR and 7 RBI during the streak.
- Participated in the Cardinals Spring Training Early Program (S.T.E.P.) Camp.

BACKGROUND/PERSONAL

- Originally selected by Cleveland in the 13th round of the 2016 MLB Draft.
- Played college baseball at Mississippi State University.
- Mississippi State's first All-SEC Freshman catcher in school history. Was also the first Bulldogs first freshman to be named to the SEC All-Tournament team since 1988.
- Hit a walk-off single in the bottom of the 10th inning vs. Ole Miss (4/12/2014) in front of the largest on-campus crowd (15,586) to watch a college baseball game in NCAA history.
- Played for the Bourne Braves in the prestigious Cape Cod league in the summer of 2014.
- Graduated from El Toro High School in Lake Forest, Calif., the same high school that Cardinals Nolan Arenado and Nathan Church attended, as well as National League Rookie of the Year Paul Skenes.
- Resides in Mentor, Ohio.

CAREER TRANSACTIONS

- Selected by the Cleveland Indians in the 13th round (392nd overall) of the June, 2016 First-Year Player Draft.
- Signed by the Tampa Bay Rays as a minor league free agent, January 25, 2023.
- Signed by the Kansas City Monarchs of the American Association, April 5, 2023.
- Signed by the St. Louis Cardinals as a minor league free agent, December 21, 2023.



Gavin Collins going through catching drills at the Cardinals complex in Jupiter during Spring Training, February 14, 2025.

**WILLSON****CONTRERAS****40****HT: 6-1****WT: 240****B/T: R/R****BIRTH DATE: May 13, 1992****ML SERVICE: 8.108****(Kahn-TRAIR-uhs)****FULL NAME:** Willson Eduardo Contreras**BORN:** Puerto Cabello, Venezuela**OPENING DAY AGE:** 32 (Turns 33 on May 13)**BECAME A CARDINAL:** Signed as a free agent, December 9, 2022**CONTRACT STATUS:** Signed through 2027 with a club option for 2028**MLB DEBUT:** June 17, 2016 vs. Pittsburgh**FIRST BASEMAN** **COMPLETE BATTING RECORD**

Year	Team	AGE	G	AB	R	H	2B	3B	HR	RBI	BB	SO	SB	CS	HBP	SH	SF	AVG	OBP	SLG	OPS
2009	DSL Cubs 2	17	29	112	13	23	5	2	1	6	10	26	2	2	6	2	0	.205	.305	.313	.617
2010	DSL Cubs 2	18	17	64	11	20	2	1	0	9	8	6	2	0	2	0	0	.313	.405	.375	.780
2011	Boise (SS)	19	60	222	31	58	5	4	2	27	11	41	3	2	3	3	0	.261	.305	.347	.652
2012	Boise (SS)	20	64	249	32	68	10	1	3	39	11	54	3	2	5	0	1	.273	.316	.357	.673
2013	Kane County (A)	21	86	310	46	77	11	5	11	46	26	66	8	3	7	1	1	.248	.320	.423	.742
2014	Daytona (A+)	22	80	281	40	68	14	2	5	37	28	66	5	5	5	1	2	.242	.320	.359	.679
2015	Tennessee (AA)	23	126	454	71	151	34	4	8	75	57	62	4	4	7	0	3	*.333	.413	.478	.891
2016	Iowa (AA)	24	55	204	40	72	16	3	9	43	28	32	4	4	6	0	2	.353	.442	.593	1.035
	CHICAGO (NL)	24	76	252	33	71	14	1	12	35	26	67	2	2	4	0	1	.282	.357	.488	.845
2017	CHICAGO (NL)	25	117	377	50	104	21	0	21	74	45	98	5	4	3	1	2	.276	.356	.499	.855
2018	CHICAGO (NL)	26	138	474	50	118	27	5	10	54	53	121	4	1	13	2	2	.249	.34	.390	.730
2019	CHICAGO (NL)	27	105	360	57	98	18	2	24	64	38	102	1	2	9	0	2	.272	.355	.533	.888
	Iowa#	27	3	7	3	1	1	0	0	0	1	4	0	0	1	0	0	.143	.333	.286	.619
2020	CHICAGO (NL)	28	57	189	37	46	10	0	7	26	20	57	1	2	*14	0	2	.243	.356	.407	.763
2021	CHICAGO (NL)	29	128	413	61	98	20	0	21	57	52	138	5	4	14	0	4	.237	.340	.438	.778
	Iowa#	29	3	11	3	2	0	0	2	2	1	3	0	0	0	0	0	.182	.250	.727	.977
2022	CHICAGO (NL)	30	113	416	65	101	23	2	22	55	45	103	4	2	24	0	2	.243	.349	.466	.815
2023	ST. LOUIS	31	125	428	55	113	27	0	20	67	51	111	6	3	13	1	2	.264	.358	.467	.826
2024	ST. LOUIS	32	84	301	48	79	17	0	15	36	45	96	4	1	12	0	0	.263	.380	.468	.848
	Memphis#	32	6	21	2	3	0	0	0	1	1	5	0	0	0	0	0	.143	.182	.143	.325
Major League Totals			943	3210	456	828	177	10	152	468	375	893	32	21	106	4	17	.258	.353	.461	.814
St. Louis Totals			209	729	103	192	44	0	35	103	96	207	10	4	25	1	2	.263	.367	.468	.835
Minor League Totals			529	1934	291	542	98	22	40	282	182	365	31	22	42	7	9	.280	.353	.416	.769

* Led League #Injury Rehabilitation Assignment

Note: Major League Uniform Numbers Worn: 40 (2016-present)



REGULAR SEASON FIELDING RECORD

Position	PCT	G	PO	A	E	TC	DP	PB	CS	ATT	PCT	P-OFF
Catcher	.989	774	5793	407	66	6266	38	47	136	476	28.6	29
First Base	1.000	11	47	4	0	51	5					
Third Base	1.000	2	0	1	0	1	0					
Outfield	.946	39	33	2	2	37	0					

* Led League in passed balls (7) in 2022.

WILD CARD SERIES RECORD

Year Team	AVG	G	AB	R	H	2B	3B	HR	RBI	SH	SF	HBP	BB	IBB	SO	SB	CS	GDP	SLG	OBP	E
2018 CHI vs. COL	.000	1	3	0	0	0	0	0	0	0	0	0	2	0	0	0	0	0	.000	.400	0
2020 CHI vs. MIA	.250	2	4	0	1	1	0	0	0	0	0	3	1	0	0	0	0	0	.500	.625	0
W.C. TOTALS	.143	3	7	0	1	1	0	0	0	0	0	3	3	0	0	0	0	0	.286	.538	0

DIVISION SERIES RECORD

Year Team	AVG	G	AB	R	H	2B	3B	HR	RBI	SH	SF	HBP	BB	IBB	SO	SB	CS	GDP	SLG	OBP	E
2016 CHI vs. SF	.667	4	6	1	4	0	0	0	2	0	0	0	1	0	1	0	0	0	.667	.714	3
2017 CHI vs. WSH	.214	5	14	3	3	0	0	1	1	0	0	0	6	0	3	0	0	0	.429	.450	0
D.S. TOTALS	.350	9	20	4	7	0	0	1	3	0	0	0	7	0	4	0	0	0	.500	.519	3

LEAGUE CHAMPIONSHIP SERIES RECORD

Year Team	AVG	G	AB	R	H	2B	3B	HR	RBI	SH	SF	HBP	BB	IBB	SO	SB	CS	GDP	SLG	OBP	E
2016 CHI vs. LAD	.286	6	14	3	4	0	0	1	2	0	0	0	0	0	5	0	0	0	.500	.286	1
2017 CHI vs. LAD	.222	5	18	2	4	0	0	1	1	0	0	0	0	0	8	0	0	0	.389	.222	0
L.C.S. TOTALS	.250	11	32	5	8	0	0	2	3	0	0	0	0	0	13	0	0	0	.438	.250	1

WORLD SERIES RECORD

Year Team	AVG	G	AB	R	H	2B	3B	HR	RBI	SH	SF	HBP	BB	IBB	SO	SB	CS	GDP	SLG	OBP	E
2016 CHI vs. CLE	.105	7	19	0	2	2	0	0	1	0	0	0	3	0	4	0	0	0	.211	.227	0

ALL-STAR GAME RECORD

Year Team	AVG	G	AB	R	H	2B	3B	HR	RBI	SH	SF	HBP	BB	IBB	SO	SB	CS	GDP	SLG	OBP	E
2018 National	.500	1	1	1	1	0	0	1	1	0	0	0	0	0	0	0	0	0	2.000	.500	0
2019 National	.000	1	2	0	0	0	0	0	0	0	0	0	0	0	1	0	0	0	.000	.000	0
2022 National	.000	1	2	0	0	0	0	0	0	0	0	0	0	0	1	0	0	0	.000	.000	0
ALL-STAR TOTALS	.167	3	6	1	1	0	0	1	1	0	0	0	0	0	2	0	0	0	.667	.167	0

CONTRERAS, WILLSON

2024 SEASON HIGHS

Most Hits: 3, four times. Last: 8/23 at Minnesota
Most Runs: 2, six times. Last: 8/21 vs. Milwaukee
Most 2Bs: 2, twice. Last: 4/17 at Oakland
Most HRs: 2, 8/9 at Kansas City
Most RBI: 4, 8/9 at Kansas City
Most BBs: 3, twice. Last: 5/4 vs. Chicago White Sox
Most SBs: 1, four times. Last: 8/23 at Minnesota
Most HBPs: 1, 12x. Last: 8/24 at Minnesota
Longest Hitting Streak: 14 games. 4/1-4/21

CAREER HIGHS

Most Hits: 4, 7x. Last: 6/25/23 vs. Chicago Cubs
Most Runs: 3, 9x. Last: 8/29/23 vs. San Diego
Most 2Bs: 2, 16x. Last: 4/17/24 at Oakland
Most HRs: 2, 15x. Last: 8/9/24 at Kansas City
Most RBI: 7, 5/11/18 at Chicago White Sox
Most BBs: 3, 7x. Last: 5/4/24 vs. Chicago White Sox
Most SBs: 1, 32x. Last: 8/23/24 at Minnesota
Most HBPs: 2, 3x. Last: 8/2/22 at St. Louis
Longest Hitting Streak: 14 games, 4/1-4/21/24
Multi-HR Games: 15. Last: 8/9/24 at Kansas City
Lead-Off HR: 1. 6/26/17 at Washington (Gio Gonzalez)
Grand Slams: 4. Last: 5/16/22 vs. Pittsburgh (Bryse Wilson)
Extra-Inning HR: 1. 5/11/19 vs. Milwaukee (Burch Smith)
Game-Ending HR: 1. 5/11/19 vs. Milwaukee (Burch Smith)
Pinch-Hit HR: 1. 6/19/16 vs. Pittsburgh (A.J. Schugel)



CAREER TRANSACTIONS

- Signed by Chicago Cubs as an international free agent, December 7, 2009.
- On Chicago injured list (right hamstring strain), August 10 - September 10, 2017; included injury rehabilitation assignment to Myrtle Beach (A).
- On Chicago injured list (right foot strain), July 14-24, 2019.
- On Chicago injured list (right hamstring strain), August 4 - September 3, 2019; included injury rehabilitation assignment to Iowa (AAA).
- On Chicago injured list (right knee sprain), August 12 - September 4, 2019; included injury rehabilitation assignment to Iowa (AAA).
- On Chicago injured list (right hip inflammation), October 3-4, 2021.
- On Chicago injured list (left ankle sprain), September 3-27, 2022.
- Signed by St. Louis Cardinals as a free agent, December 9, 2022.
- On St. Louis injured list (left wrist tendinitis), September 22, 2023-end of season.
- On St. Louis injured list (left arm fracture), May 8-June 23, 2024; included injury rehabilitation assignments to Memphis (AAA).
- On St. Louis injured list (right middle finger fracture), August 25, 2024-end of season.

CAREER NOTES

- Signed a five-year (2023-27) free agent contract with St. Louis following the 2022 Winter Meetings, with a sixth year club option for the 2028 season.
- Spent his first 13 professional seasons in the Cubs organization (2009-22), including seven seasons in Chicago (2016-22). Originally signed as an infielder in 2009 and transitioned to catcher in 2012.
- It was announced in November 2024 that Willson will transition from catcher to first base and designated hitter due to inherent risks of future injury.
- Notable All-Star catchers who made full-time transitions to other defensive positions later in their careers include OF Yogi Berra (1960-61), 1B/3B Joe Torre (1969-77), 1B/3B Johnny Bench (1981-83), 1B Ted Simmons (1984-88), OF Brian Downing (1981-92), 1B/OF Mickey Tettleton (1993-97), 2B/OF Craig Biggio (1992-2007), DH Mike Piazza (2007), 1B/DH Victor Martínez (2011-18), and 1B Joe Mauer (2014-18).
- Has appeared at five different defensive positions in the Majors: catcher (774 g), first base (11g), third base (2g), left field (35g), and right field (4g).
- Since joining St. Louis in 2023, ranks among MLB right-handed batting leaders in OBP (.367, 6th), OPS (.835, 11th), walk pct. (11.3, 8th), wOBA (.371, 9th), isolated power (.204, 17th), and secondary average (.344, 10th).
- Willson (152) and his younger brother William (68) have combined for 220 home runs in their Major League careers, 29th-most among brothers in MLB history and 2nd-most active behind Kyle (242) and Corey (200) Seager (442).
- Ranks 2nd in Cardinals history in career homers (35) by a Venezuela-born player behind José Martínez (41).
- Hit 33 home runs in his first 175 career games, the most ever by a Venezuelan-born player, surpassing Miguel Cabrera (32).
- Made his Major League debut in June 2016, and was a member of the Cubs World Series championship team.

NOTABLE ALL-STAR CATCHERS TO MAKE FULL-TIME DEFENSIVE TRANSITIONS

MLB Player	Seasons as Primary Catcher	Season(s) at Other Positions
Yogi Berra	1946-60	1961 - OF
Joe Torre	1960-68	1969-77 - 1B/3B
Johnny Bench	1967-80	1981-83 - 1B/3B
Ted Simmons	1968-83	1984-88 - 1B/DH
Brian Downing	1973-80	1981-92 - OF
Mickey Tettleton	1984-92	1993-97 - 1B/OF
Craig Biggio	1988-91	1992-2007 - 2B/OF
Mike Piazza	1992-2006	2007 - DH
Victor Martínez	2002-10	2011-18 - 1B/DH
Joe Mauer	2004-13	2014-18 - 1B/DH

CAREER MILESTONES

Major League Debut

June 17, 2016 vs. Pittsburgh

First Major League Hit

June 19, 2016 vs. Pittsburgh
(6th inning, pinch hit home run, off A.J. Schugel)

First Major League Home Run

June 19, 2016 vs. Pittsburgh
(6th inning, pinch hit home run, off A.J. Schugel)

100th Major League Home Run

May 16, 2022 vs. Pittsburgh
(1st inning, grand slam, off Bryce Wilson)

500th Major League Hit

July 10, 2021 vs. St. Louis
(3rd inning, single, off Kwang Hyun Kim)

150th Major League Home Run

July 28, 2024 vs. Washington
(1st inning, solo, off DJ Herz)

**SHUTOUTS CAUGHT FROM 2016-24**

MLB Rank	Shutouts	Team(s)
1. J.T. Realmuto	61	Marlins/Phillies
2. Yadier Molina	51	Cardinals
Willson Contreras	51	Cubs/Cardinals
4. Yan Gomes	50	CLE/WSH/OAK/CHI

**CAREER HBP BY PRIMARY CATCHERS
IN MAJOR LEAGUE HISTORY**

MLB Rank	HBP	Seasons
1. Jason Kendall	254	1996-2010
2. Carlton Fisk	143	1969-93
3. A.J. Pierzynski	129	1998-2016
4. Kurt Suzuki	119	2007-22
5. Sherm Lollar	115	1946-63
6. Bill Freehan	114	1961-76
7. Wally Schang	107	1913-31
Jason LaRue	107	1999-2010
Russell Martin	107	2006-19
10. Willson Contreras	106	2016-24

AWARDS & HONORS**World Series Championship**

2016: Chicago Cubs

National League All-Star

2018: Chicago Cubs (starter at C)

2019: Chicago Cubs (starter at C)

2022: Chicago Cubs (starter at C)

**St. Louis BBWAA J.G. Taylor Spink
Baseball Man of the Year**

2023: St. Louis

MLBPAA Heart & Hustle Award Nominee

2022: Chicago Cubs

Cubs Minor League Player of the Year

2015: Tennessee (AA)

Southern League Mid-Season All-Star

2015: Tennessee (AA)

Southern League Post-Season All-Star

2015: Tennessee (AA)

Arizona Fall League All-Star

2015: Mesa

Baseball America Minor League All-Star

2015: Tennessee (AA)

Baseball America Double-A All-Star

2015: Tennessee (AA)

Southern League Player of the Week

2015: Tennessee (AA) - July 28-Aug. 5

Major League Career As A Primary Catcher (2016-24)

- Three-time National League All-Star, starting at catcher in all three games (2018, 2019, 2022).
- Joined his younger brother William (DH) of the Atlanta Braves in 2022 as the 5th set of brothers to start an All-Star Game in the same year: Mort & Walker Cooper (1942-43 NL), Dixie & Harry Walker (1947 NL), Joe & Dom DiMaggio (1949 AL), Roberto & Sandy Alomar, Jr. (1991-92 AL).
- Caught 51 career shutouts since his MLB debut season in 2016 through the 2024 season, tied with Yadier Molina for 2nd-most in MLB behind J.T. Realmuto (61).
- Since 2016, ranks among primary catchers in bWAR (27.1, 2nd), offensive bWAR (24.0, 2nd), and defensive bWAR (7.1, 4th)
- His combined 27.1 bWAR since 2016 ranks 2nd among Major League catchers behind only J.T. Realmuto (33.9).
- His 774 career games at catcher since making his MLB debut in 2016 rank 5th in MLB. J.T. Realmuto leads with 1,019.
- In 2023, became the first Cardinals catcher other than Yadier Molina to bat 3rd and 4th since Todd Zeile in 1990.
- Leads all MLB catchers in pickoffs (29) since making his MLB debut season in 2016, with the next active catcher ranking second at 16.
- Is one of 17 primary catchers in MLB history with five or more seasons of 20+ home runs (2017, 2019, 2021-23).
- Is one of five active primary catchers with eight or more seasons of double-digit homer totals, joining Salvador Perez (12), J.T. Realmuto (10), Gary Sánchez (8) & Yan Gomes (8).
- Since 2016, Contreras (6), J.T. Realmuto (6), Salvador Perez (7), and Gary Sanchez (7) are the only four primary catchers with six or more seasons of 15+ homers (2017, 2019, 2021-24).
- Since 2016, ranks 3rd in multi-homer games (15) among primary catchers behind Salvador Pérez (16) and Gary Sánchez (17).
- Ranks 3rd all-time in home runs (117) by a Cubs catcher behind Gabby Hartnett (231) and Jody Davis (122). Is the only catcher in Cubs franchise history with four seasons of 20+ home runs (2017, 2019, 2021, 2022).
- Is one of only five MLB catchers with 50+ RBI in over a three-season span from 2021-23, joining Sean Murphy, Salvador Pérez, Will Smith, and J.T. Realmuto.
- Is the active leader among primary catchers and ranks 10th all-time in hit by pitches (106) among backstops.
- Caught Adam Wainwright's 200th career win and homered for the lone run in a 1-0 victory vs. Milwaukee (Sept. 18, 2023). The last Cardinals catcher to homer and catch all nine innings in a 1-0 shutout win was Yadier Molina (March 31, 2014 at Cincinnati), which was Wainwright's 100th career win.



2024

NL Ranks: Hit by Pitch (12, T-8th)

- Missed a combined 72 games due to fractures to his left arm (May 8-June 23) and right middle finger (Aug. 25-end of season).
- Finished 3rd on the Cardinals in bWAR (3.0) despite appearing in only 84 games.
- His team-leading 138.7 OPS+ was a new single-season career high and ranked 24th-best in MLB among players to appear in 81+ games.
- Ranked 7th in walk percentage (12.6%) among Major Leaguers with 350+ PA (also a career best).
- Among Major Leaguers with 500+ competitive swings, boasted the 13th-fastest average bat speed (75.9 mph) according to *Baseball Savant*.
- Batted .291/.412/.525 (52-179) with 11 homers and 26 RBI in 51 games as a catcher. Among Major Leaguers with 215+ plate appearances while at catcher, ranked 1st in on-base pct., slugging, OPS (.937), and secondary average (.413), 2nd in BABIP (.366), and 4th in batting.
- Appeared in 33 games as the designated hitter, batting .223/.333/.388 (27-121) with 4 HR, 10 RBI.
- Enjoyed a career-high 14-game hit streak (.347/.467/.592) from April 1-21.
- Slugged team-leading .538 in 21 Interleague games, 13th-highest in the NL.
- Produced a .907 OPS in 42 road games and .936 OPS in 48 night games. In 23 road night games, batted .341/.420/.648 with a 1.068 OPS, 3rd-highest in MLB among players with 85+ plate appearances.
- Produced a team-leading 1.011 OPS in Cardinals wins (37) and .707 in losses (47).
- Averaged team-leading 91.6 mph exit velocity by *Statcast* measures. Recorded the hardest-hit ball of the season by a Cardinal, a 115.3 mph single on July 22 at Pittsburgh.
- Averaged team-leading 410 feet on his 15 home runs, 16th-longest among all Major Leaguers with 15+ HR.
- Suffering a fractured left arm after getting hit on a swing by J.D. Martinez in 2nd inning May 7 vs. New York Mets, missing 40 games.
- At the time of his injury on May 7, ranked among NL leaders in OBP (.394, 9th), slugging (.538, 7th), doubles (10, T-5th), extra-base hits (16, T-6th), hit by pitches (3, T-10th), and homers (6, T-13th).
- Recorded 16 RBI and team-leading seven homers (T-9th in NL) in July, establishing a new single-month high with the Cardinals. Only Seattle's Cal Raleigh (9) homered more among catchers.
- Hammered 150th career home run on July 28 vs. Washington, a 402-foot blast into Big Mac Land.
- Led St. Louis in slugging (.816) and OPS (1.220) on the first pitch of at-bats.
- Fractured his right middle finger after being hit by a pitch in the 4th inning on Aug. 24 at Minnesota, ending his season.
- Caught four shutouts (T-13th in NL) and threw out 11 of 48 runners attempting to steal (22.9%).

COMBINED CAREER HOME RUNS BY BROTHERS IN MLB HISTORY

MLB Rank	HR
1. Aaron..... Hank (755) & Tommie (13)	768
2. DiMaggio Joe (361), Vince (125), & Dom (87).....	573
3. Murray Eddie (504) & Rich (4)	508
4. Giambi Jason (440) & Jeremy (52).....	492
5. Upton..... B.J. (164) and Justin (325)	489
6. Canseco Jose (462) & Ozzie (0)	462
7. Guerrero..... Vladimir (449) & Wilton (11)	460
8. Ripken Cal Jr. (431) & Billy (20)	451
9. Boyer..... Ken (282), Clete (162), & Cloyd (0)	444
May Lee (354) & Carlos (90).....	444
11. Seager..... Kyle (242) & Corey (200)	442
12. Nettles Graig (390) & Jim (16)	406
13. Boone..... Bret (252) & Aaron (126).....	378
14. Drew J.D. (242), Stephen (123), & Tim (0)	365
15. Giles Brian (287) & Marcus (76)	363
16. Molina..... Yadier (176), Bengie (144), & José (39).....	359
17. Allen Dick (351) & Hank (6) & Ron (1)...	358
18. Johnson..... Bob (288) & Roy (58)	346
19. González.... Adrián (317) & Edgar (11)	328
20. Brett..... George (317) & Ken (10)	327
21. Alomar Roberto (210) & Sandy (112).....	322
22. Sauer..... Hank (288) & Ed (5).....	293
23. LaRoche.... Adam (255) & Andy (22).....	277
24. Bell George (265) & Juan (10)	275
25. Alou Felipe (206), Matty (31), & Jesus (32).....	269
Bando..... Sal (242) & Chris (27).....	269
27. Meusel..... Bob (156) & Irish (106)	262
28. Armas..... Tony (251) & Marcos (1)	252
29. Contreras.. Willson (152) & William (68)	220

CAREER HOME RUNS BY VENEZUELAN-BORN CARDINALS

Cardinals Rank	Home Runs	Season(s)
1. José Martínez	41	2016-19
2. Willson Contreras	35	2023-24
3. Juan Ypez	14	2022-23
4. Andrés Galarraga	10	1992

BACKGROUND/PERSONAL

- Was a Global Ambassador for the Special Olympics and was active with the Illinois chapter.
- Selected as the Cubs nominee for the 2022 MLBPA Heart & Hustle Award.
- Resides in Orlando, Fla. with his wife Andrea.



ALEX CORNWELL 94

HT: 6-0 WT: 210 B/T: L/L BIRTH DATE: MAY 9, 1999 ML SERVICE: 0.000

FULL NAME: Alexander Edward Cornwell

BORN: Glendale, California

OPENING DAY AGE: 25 (Turns 26 on May 9)

BECAME A CARDINAL: Selected in the 15th round (451st overall) of the 2021 MLB Draft

CONTRACT STATUS: Signed through 2025

PITCHER (NON-ROSTER)

COMPLETE RECORD

Year	Team	Age	W-L	ERA	G	GS	GF	HLD	SV	IP	H	R	ER	HR	HB	BB	SO	WHIP	BA	WP	SO%	BB%	BF
2021	FCL Cardinals	22	1-0	2.25	8	0	1	1	0	8.0	6	2	2	1	1	2	5	1.00	.207	0	15.6	6.3	32
2022	Palm Beach (A)	23	5-3	5.14	24	10	8	0	3	70.0	83	45	40	5	3	20	78	1.47	.295	1	25.5	6.5	306
2023	Peoria (A+)	24	5-2	2.94	15	13	0	0	0	82.2	87	33	27	4	3	15	71	1.23	.268	6	20.6	4.4	344
	Springfield (AA)	24	2-1	2.70	7	7	0	0	0	36.2	35	14	11	2	1	8	31	1.17	.254	1	20.9	5.4	148
2024	Springfield (AA)	25	7-2	4.95	19	15	1	0	0	83.2	93	47	46	7	4	35	87	1.53	.284	9	23.5	9.5	370
	Memphis (AAA)	25	2-0	4.70	6	0	1	0	0	15.1	18	8	8	2	0	5	12	1.50	.300	0	23.5	9.5	65
Minor League Totals			22-9	4.07	79	45	11	1	3	296.1	322	149	134	21	12	85	284	1.37	.278	17	17.1	7.3	1265

* Led League

CAREER NOTES

- Is tied for 4th among St. Louis minor leaguers with 21 wins since the start of the 2022 season, the most by any left-handed pitcher in the organization during that time.
- Also leads St. Louis minor league left-handers with 279 strikeouts from 2022-24 (7th in STL system) and his 288.1 IP are second among lefties (9th overall) behind only Connor Thomas (319.2 IP).
- Is Major League Spring Training non-roster invitee for the first time in his career in 2025.
- Has pitched as both a starter and a reliever in each of his last three seasons.
- Ranked among 2023 Cardinals minor league leaders in ERA (2.87, 2nd), strikeout-to-walk ratio (4.43, 4th), WHIP (1.22, 7th), innings pitched (9th) and strikeouts (T9th).
- Combined to go 7-3 with a 2.87 ERA (38 ER/119.1 IP) in 22 games (20 starts) in 2023 between High-A Peoria and Double-A Springfield.
- Set career highs in 2023 with 119.1 innings pitched and 102 strikeouts combined between Peoria and Springfield.
- Led 2023 Springfield hurlers with a 2.70 ERA (11 ER/36.2 IP) and a 1.17 WHIP.
- Ranked among 2022 Cardinals minor league leaders in strikeout-to-walk ratio (3.90, T-8th).
- Made a career-high 14 relief appearances and set career highs in games finished (8) and saves (3) in 2022.
- Struck out a career-high 11 batters across 8.0 innings on July 3, 2022 vs. Daytona, earning the win with one run allowed on four hits and no walks.
- Made his professional debut in 2021 and did not allow a run in any of his final seven appearances (7.0 IP) with five strikeouts and one walk.

CAREER TRANSACTIONS

- Selected by the Chicago Cubs in the 37th round (1,125th overall) of the 2017 MLB Draft, but did not sign.
- Selected by the St. Louis Cardinals in the 15th round (451st overall) of the 2021 MLB Draft.



2024

- Participated in early workouts and seminars as part of the Cardinals STEP Camp.
- Split the season between Triple-A Memphis (6 appearances) and Double-A Springfield (19 app./15 starts), going a combined 9-3 with a 4.91 ERA (54 ER/99.0 IP) in 25 outings (15 starts).
- Went 5-2 with a 4.97 ERA (39 ER/70.2 IP) in 15 starts, and was 4-1 with 4.76 ERA (15 ER/28.1 IP) in 10 relief appearances combined between Memphis and Springfield.
- Began the year at Springfield and allowed two earned runs or fewer in four of his first five outings (3 starts).
- Was promoted to Memphis on May 11 and delivered a pair of scoreless 2.0-inning outings to begin a run of four appearances before returning to Springfield on June 11.
- Also made a pair of relief appearances to open August with Memphis before finishing the season with Springfield.
- Won each of his first four decisions and ranked 2nd in the Cardinals system with nine victories on the season, the most among left-handed St. Louis farmhands.
- Went 5-0 in 10 appearances (7 starts) on the road combined between Memphis and Springfield.
- Matched a career-high with 8.0 innings pitched on Aug. 22 vs. Tulsa while with Springfield, holding the Drillers scoreless on three hits and three walks with five strikeouts.
- Struck out a season-high nine batters on July 26 vs. Corpus Christi when he pitched 6.0 innings and allowed two runs on three hits and three walks in a 4-2 Springfield victory.
- Pitched for the Glendale Desert Dogs in the Arizona Fall League following the 2024 season, making seven relief appearances with nine strikeouts and five walks to go with a 4.66 ERA (5 ER/9.2 IP).

CARDINALS MiLB PITCHER WINS 2022-24

Pitcher	Pos.	Wins
1. Michael McGreevy	RHP	31
2. Gordon Graceffo	RHP	24
3. Wilfredo Pereira	RHP	22
4. Alex Cornwell	LHP	21
Hancel Rincón	RHP	21
6. Trent Baker	RHP	20
Zane Mills	RHP	20

CARDINALS MiLB PITCHER K'S 2022-24

Pitcher	Pos.	Strikeouts
1. Michael McGreevy	RHP	378
2. Gordon Graceffo	RHP	327
3. Trent Baker	RHP	324
4. Wilfredo Pereira	RHP	317
5. Inohan Paniagua	RHP	315
6. Tink Hence	RHP	289
7. Alex Cornwell	LHP	279
8. Kyle Leahy	RHP	269
9. Pete Hansen	LHP	260
10. Hancel Rincón	RHP	259

BACKGROUND/PERSONAL

- Southern California native graduated from Maranatha High School in Pasadena, Calif., which produced former MLB pitchers Dylan Covey and Tim Worrell.
- Attended the University of Southern California from 2018-21 but did not play his first two seasons because of injury.
- Made 15 starts in 2021 with 65 strikeouts against 21 walks.
- Originally selected by the Chicago Cubs in the 37th round of the 2017 MLB Draft, but did not sign.
- Named 2017 Perfect Game Honorable Mention.
- Signed by Mike Garciaparra
- Resides in La Cañada Flintridge, Calif.



Catchers Iván Herrera, Chance Sisco, Pedro Pagés, and Jimmy Crooks on the Cardinals Complex fields in Jupiter, February 19, 2025.

CORNWELL, ALEX



JIMMY
CROOKS

72

HT: 6-0 WT: 240 B/T: L/R BIRTH DATE: July 19, 2001 ML SERVICE: 0.000

FULL NAME: James Dale Crooks II
BORN: Euless, Texas
OPENING DAY AGE: 23 (Turns 24 on July 19)
BECAME A CARDINAL: Selected in the fourth round (127th overall) of the 2022 MLB Draft
CONTRACT STATUS: Signed through 2025

CATCHER (NON-ROSTER)

COMPLETE BATTING RECORD

Year	Team	AGE	G	AB	R	H	2B	3B	HR	RBI	BB	SO	SB	CS	HBP	SH	SF	AVG	OBP	SLG	OPS
2022	Palm Beach (A)	20	23	79	12	21	3	2	3	7	12	22	0	0	5	0	0	.266	.396	.468	.864
2023	Peoria (A+)	21	114	413	71	112	29	1	12	73	52	101	2	1	6	2	4	.271	.358	.433	.791
	Memphis (AAA)	21	1	0	0	0	0	0	0	0	0	0	0	0	0	0	0	---	---	---	---
2024	Springfield (AA)	22	90	315	42	101	19	2	11	62	43	78	4	0	8	0	5	.321	.41	*.498	.908
Minor League Totals		228	807	125	234	51	5	26	142	107	201	6	1	19	2	9		.290	.382	.462	.844

*Led League

CAREER NOTES

- Invited to Major League Spring Training for the third straight year (2023-25). Was the youngest catcher invited to camp in 2023.
- 2024 Cardinals Minor League Player of the Year, joining Carson Kelly (2017) and Iván Herrera (2023) as the 3rd Cardinals catcher to win the organizational award.
- 2024 Texas League Most Valuable Player and a Post-Season All-Star.
- 2024 *Baseball America* Double-A All-Star.
- Enters the 2025 season rated as the No. 9 prospect in the Cardinals organization by *Baseball America* and No. 4 by *Baseball Prospectus*.
- Was the Cardinals first position player selected in the 2022 MLB Draft after college pitchers Cooper Hjerpe (1st), Brycen Mautz (2nd), and Pete Hansen (3rd) were chosen.
- 2023 Midwest League Post-Season All-Star.
- Ranked among 2023 Cardinals organizational leaders in doubles (3rd) and RBI (5th).
- Has thrown out 29.8% (62 CS/208 ATT) of attempted base stealers in his minor league career.
- Began professional career with Palm Beach (A) less than two weeks after being drafted by the Cardinals out of the University of Oklahoma.

AWARDS & HONORS

Baseball America Double-A All-Star
2024: Springfield (AA)

Cardinals Minor League Player of the Year
2024: Springfield (AA)

Texas League Most Valuable Player
2024: Springfield (AA)

Texas League Post-season All-Star
2024: Springfield (AA)

Midwest League Post-season All-Star
2023: Peoria (High-A)

Midwest League Player of the Month
2023: Peoria (High-A) - August

- Played for the Scottsdale Scorpions in the 2023 Arizona Fall League following the season, appearing in 14 games.



2024

- 2024 Cardinals Minor League Player of the Year. Became the 3rd Cardinals catcher to win the organizational award along with Carson Kelly (2017) and Iván Herrera (2023).
- Led Cardinals minor league players in on-base+slugging (.908) and ranked among leaders in batting (.321, 2nd), on-base percentage (.410, 2nd), slugging (.498, 3rd) home runs (11, T-10th), RBI (62, 8th) and extra base hits (32, T-9th).
- Texas League Most Valuable Player and Post-season All-Star.
- *Baseball America* Double-A All-Star.
- Led the Texas League in slugging percentage (.498).
- Threw out 32.9% (25 CS/76 SB ATT) of attempted base stealers in the Texas League.
- Reached base safely in 74-of-82 (90.2%) games started.
- Tallied 11 three-hit games, T-3rd most among Cardinals minor leaguers.
- Hammered a pair of home runs and had 5 RBI establishing career-highs in both categories at Tulsa (8/3) in an 8-2 Cardinals win.
- Was 3-for-12 in three Texas League postseason games including a three-hit game vs. Arkansas (9/20).

BACKGROUND/PERSONAL

- Graduated from Trinity High School in Euless, Texas, where he was a Texas District 3-6A MVP by the Dallas Morning News. Batted .423 with six home runs and 30 RBI his senior season.
- Won the 2019 Connie Mack World Series and the tournament "Big Stick Award" as first team all-tournament selection with the Midland Redskins, a nationally prominent team out of Cincinnati, Ohio with alums such as Ken Griffey, Jr., Mike Matheny, and David Bell.
- Played the COVID-shortened 2020 season at McLennan College in Waco, Texas.
- Transferred to the University of Oklahoma and played two seasons (2021-22), hitting .297/.409/.504 (140-472) with a .913 OPS in 123 games.
- As the Sooners advanced to the 2022 College World Series, hit a pair of three-run home runs against Texas A&M (6/17 & 6/22), advancing to the finals before losing to Ole Miss.
- Hit 5-of-his-9 homers on the season over the final four weeks from the Big XII Tournament through the College World Series.
- Played for the Wareham Gatemen in the 2021 Cape Cod League.
- Signed by Pete Parise.
- Resides in Norman, Okla.



Catcher Jimmy Crooks on the Cardinals Complex fields in Jupiter, February 18, 2025.



CHASE DAVIS

88

HT: 6-1 WT: 225 B/T: L/L BIRTH DATE: December 5, 2001 ML SERVICE: 0.000

FULL NAME: Chase Davis

BORN: Sacramento, California

OPENING DAY AGE: 23

BECAME A CARDINAL: Selected in the first round (21st overall) in the 2023 MLB Draft

CONTRACT STATUS: Signed through 2025

OUTFIELDER (NON-ROSTER) 

COMPLETE BATTING RECORD

Year	Team	AGE	G	AB	R	H	2B	3B	HR	RBI	BB	SO	SB	CS	HBP	SH	SF	AVG	OBP	SLG	OPS
2023	Palm Beach (A)	21	34	104	15	22	6	0	0	23	25	34	3	0	1	0	1	.212	.366	.269	.636
2024	Palm Beach (A)	22	74	267	39	62	21	0	8	48	40	79	5	1	4	0	4	.232	.337	.401	.737
	Peoria (A+)	22	30	113	14	34	6	1	3	18	13	29	1	1	3	0	0	.301	.388	.451	.839
	Springfield (AA)	22	8	28	3	7	2	0	1	4	3	5	3	0	0	0	0	.250	.323	.429	.751
Minor League Totals			146	512	71	125	35	1	12	93	81	147	12	2	8	0	5	.244	.353	.387	.740

CAREER NOTES

- Rated as the No. 8 prospect in the Cardinals organization by both *Baseball America* and *Baseball Prospectus* entering the 2025 season.
- Posted a career-best six RBI at Tampa (Aug. 27, 2023) going 2-for-3 with two doubles and two walks.
- Played in the postseason in both his seasons of Minor League Baseball. Combined to go 3-for-13 (.231) with a home run, three RBI and two games over five games.

2024

- Began the season in Palm Beach (A) and played in 74 games before getting promoted to Peoria (A+) for 30 games and finished the season in Springfield (AA) for eight games and the Texas League playoffs.
- Homered in his first plate appearances upon being promoted to Springfield.
- Combined to bat .252 with 12 HR and 70 RBI.
- 2024 Florida State League Player of the Month for June.
- Walked in five straight games (6/15-23) starting with three straight multi-walk games and two career-best three walk games.
- Cardinals Minor League Player of the Month in June.
- Invited to attend the MLB at Rickwood Field game between the Cardinals and Giants on June 20 with Tink Hence, Tre Richardson, and Trey Paige.
- Played in three Texas League postseason games going 2-for-8 with a home run and two RBI.

AWARDS & HONORS

Cardinals Minor League Player of the Month
2024: Palm Beach (A) - June

Florida State League Player of the Month
2024: Palm Beach (A) - June

Florida State League Player of the Week
2024: Palm Beach (A) - June 10-16-

BACKGROUND/PERSONAL

- Graduated from Franklin High School in Elk Grove, Calif. Rated as the No. 9 player in the country and No. 1 in California by Perfect Game. Participated in the 2018-19 Area Code Games.
- Participated in the 2019 Perfect Game All-American Classic and was a 2020 Perfect Game Preseason All-American.
- Played college baseball at the University of Arizona. Consensus All-American and Pac-12 Conference honors as a junior in 2023. Named 2023 Pac-12 Tournament MVP.
- Finished his career with 39 HR, 3rd-most in school history
- His brother, Tommy, played football at Southern Oregon University. His mother, Jamille, played volleyball at Cornell.
- Speaks Spanish as a second language.
- Signed by Scott Cousins.
- Resides in Elk Grove, Calif.



BRENDAN
DONOVAN

33

HT: 6-0 WT: 215 B/T: L/R BIRTH DATE: January 16, 1997 ML SERVICE: 3.000

FULL NAME: Brendan Michael Donovan

BORN: Wurzberg, Germany

OPENING DAY AGE: 28

BECAME A CARDINAL: Selected in the 7th round (213th overall) of the 2018 MLB Draft

CONTRACT STATUS: Signed through 2025

MLB DEBUT: April 25, 2022 vs. New York Mets

INFIELDER/OUTFIELDER 

COMPLETE BATTING RECORD

Year	Team	AGE	G	AB	R	H	2B	3B	HR	RBI	BB	SO	SB	CS	HBP	SH	SF	AVG	OBP	SLG	OPS
2018	State College (SS-A)	21	4	16	2	3	1	1	0	2	1	7	0	0	0	0	1	.188	.222	.375	.597
2019	Peoria (A)	22	113	402	70	107	26	3	8	53	63	91	4	2	11	0	4	.266	.377	.406	.783
	Memphis (AAA)	22	1	1	0	1	1	0	0	0	1	0	0	0	0	0	0	1.000	1.000	2.000	3.000
2020	DID NOT PLAY - NO MiLB SEASON																				
2021	Peoria (A)	24	25	95	15	28	6	0	2	13	10	15	7	1	4	0	0	.295	.385	.421	.806
	Springfield (AA)	24	50	185	35	59	10	1	4	28	25	39	8	5	6	0	3	.319	.411	.449	.860
	Memphis (AAA)	24	33	111	23	32	5	0	6	25	15	23	4	2	4	0	1	.288	.389	.496	.885
2022	Memphis (AAA)	25	16	57	12	17	3	0	1	6	8	8	0	0	0	0	0	.298	.385	.404	.788
	ST. LOUIS	25	126	391	64	110	21	1	5	45	60	70	2	3	14	1	2	.281	.394	.379	.773
2023	ST. LOUIS	26	95	327	48	93	10	1	11	34	33	53	5	1	9	1	1	.284	.365	.422	.787
2024	ST. LOUIS	27	153	587	65	163	34	3	14	73	47	81	5	5	13	0	5	.278	.342	.417	.759
Minor League Totals			242	867	157	247	52	5	21	127	123	183	23	10	25	0	9	.285	.386	.429	.815
Major League Totals			374	1305	177	366	65	5	30	152	140	204	12	9	36	2	8	.280	.364	.407	.771

Note: Major League Uniform Numbers Worn: 33 (2022-present)

WILD CARD SERIES RECORD

Year	Team	AGE	G	AB	R	H	2B	3B	HR	RBI	BB	SO	SB	CS	HBP	SH	SF	AVG	OBP	SLG	OPS
2021	STL at LAD	24	TRAVELED WITH TEAM -- NOT ON ROSTER																		
2022	STL vs. PHI	25	2	7	0	0	0	0	0	0	0	2	0	0	0	0	0	.000	.000	.000	.000
Wild Card Series Totals			2	7	0	0	0	0	0	0	0	2	0	0	0	0	0	.000	.000	.000	.000

CAREER TRANSACTIONS

- Selected by the St. Louis Cardinals in the seventh round (218th overall) of the 2018 MLB Draft.
- On St. Louis Cardinals Injured List (right elbow surgery), August 1, 2023 - end of season.

DONOVAN, BRENDAN



REGULAR SEASON FIELDING RECORD

Position	PCT	G	PO	A	E	TC	DP
First Base	.987	30	144	13	2	159	19
Second Base	.992	125	184	283	4	471	70
Third Base	.959	46	20	98	5	123	12
Shortstop	.974	8	18	19	1	38	6
Outfield	1.000	168	256	10	0	266	2

Note: Rawlings Gold Glove Award (1): *2022 - Utility
* First Cardinals rookie to win a Gold Glove Award and first NL player to win the inaugural Utility award

2022: Became the only MLB player since 1900 to start at four different infield positions in the first four starts of a career.
One of three MLB rookies since 1900 to make 6+ starts at 6+ different positions (1B, 2B, 3B, SS, LF, RF) in a single season.

2024: Rawlings National League Gold Glove award finalist at Utility.

2024 SEASON HIGHS

Most Hits: 4, 9/19 vs. Pittsburgh
Most Runs: 3, twice. Last: 9/1 at New York Yankees
Most 2Bs: 2, 3x. Last: 5/17 vs. Boston
Most 3Bs: 1, 3x. Last: 9/22 vs. Cleveland
Most HRs: 1, 14x. Last: 9/29 at San Francisco
Most RBI: 3, 4x. Last: 8/31 at New York Yankees
Most BBs: 2, 3x. Last: 9/29 at San Francisco
Most HBP: 2, 4/3 at San Diego
Most SBs: 1, 5x. Last: 9/17 vs. Pittsburgh
Longest Hitting Streak: 9 games, 6/5-6/14

CAREER HIGHS

Most Hits: 4, twice. Last: 9/19/24 vs. Pittsburgh
Most Runs: 3, 5x. Last: 9/1/24 at New York Yankees
Most 2Bs: 2, 6x. Last: 5/17/24 vs. Boston
Most 3Bs: 1, 5x. Last: 9/22/24 vs. Cleveland
Most HRs: 1, 30x. Last: 9/29/24 at San Francisco
Most RBI: 4, twice. Last: 9/22/22 at San Diego
Most BBs: 2, 19x. Last: 9/29/24 at San Francisco
Most HBP: 2, 4/3/24 at San Diego
Most SBs: 2, 4/15/23 vs. Pittsburgh
Longest Hitting Streak: 12 games, 8/17-8/30/22
Multi-HR Games: n/a
Pinch HR: 1, 9/12/24 vs. Cincinnati
Grand Slams: 1, 9/22/22 at San Diego (Nick Martinez)
Extra Inning HR: n/a
Game-Ending HR: n/a
Lead-off HR: 2. Last: 5/7/24 vs. New York Mets (José Buttó)

DONOVAN, BRENDAN



Brendan Donovan slides into third base after tripling against the San Diego Padres, August 26, 2024 at Busch Stadium.



AWARDS & HONORS

**Rawlings National League
Gold Glove Award - Utility**

2022: St. Louis

**St. Louis BBWAA Bob Bauman
Physical Comeback Award**

2024: St. Louis

St. Louis BBWAA Rookie of Year

2022: St. Louis

MLBPAA St. Louis

Heart & Hustle Award Nominee

2024: St. Louis

2023: St. Louis

Bob Feller Act of Valor Award Nominee

2024: St. Louis

Baseball America All-Rookie Team - 2B

2022: St. Louis

MLB Pipeline All-Rookie Team - 2B

2022: St. Louis

Baseball Digest Rookie All-Star Team - 2B

2022: St. Louis

Arizona Fall League Rising Star

2021: Glendale Desert Dogs

AAA East Offensive Player of the Week

2021: Memphis (AAA) - Sept. 6-12

MLB.com Organizational All-Star

2019: St. Louis Cardinals (Peoria-A)

Midwest League Hitter of the Week

2019: Peoria (A) - July 15-21

Midwest League Player of the Month

2019: Peoria (A)

Sun Belt Conference Tournament

Most Outstanding Player

2017: University of South Alabama

CAREER NOTES

- Cardinals utility player was the 2022 recipient of the inaugural Rawlings National League Utility Gold Glove Award, and also finished as a finalist at Utility in 2024.
- Is the only rookie in Cardinals history to win a Gold Glove award and became the first National League rookie to do so since Nolan Arenado (2013 Rockies).
- In 2022, became the only MLB player in the modern era (since 1900) to start at four different infield positions in the first four starts of a career (1B - April 26 vs. NYM; 3B - April 30 vs. ARI; 2B - May 2 at KC; SS - May 10 vs. BAL).
- Since Donovan's 2022 Major League debut season, ranks among MLB leaders in OBP (.364, 14th), Strikeout Pct. (13.7, 13th), Pct. Swings that Miss (15.1%, 9th), and Walk/Strikeout ratio (0.69, T-17th).
- Has hit all 30 career home runs off right-handed pitchers, longest such streak to start a career by a Cardinal in the Expansion Era (1961-present). - *Elias*
- Enterprise, Alabama native had 3/4 of the Cycle (HR, 2B, 1B) on June 20, 2024 at Rickwood Field in Birmingham, while becoming the first-ever Alabamian to play in a MLB regular season game in the state of Alabama.
- Finished 3rd in the 2022 NL Rookie of the Year award voting to Braves teammates Michael Harris II and Spencer Strider.
- Since 1900, became one of three rookies in MLB history to make 6+ starts at 6+ different positions (1B, 2B, 3B, SS, LF, RF) in a single season, joining 2014 Red Sox Brock Holt (7) and 2018 Tiger Niko Goodrum (6).
- Posted a .421 on-base pct. vs. left-handed pitchers in 2022, 2nd highest by a Cardinals left-handed batter behind Keith Hernandez (.456 OBP in 1980). - min. 75 PA
- Recognized at Second Base on the 2022 *Baseball America*, *MLB Pipeline*, and *Baseball Digest* All-Rookie Teams, and was a finalist for the NL Outstanding Rookie in the MLBPA Players Choice Awards.
- Born in Wurzburg, Germany, when his father, Jim, a former United States Army Combat Readiness Center (USACRC) Deputy Commander, was stationed overseas.
- Became the 43rd player to be born in Germany/West Germany in Major League history to appear in a game dating back to 1882 (7th overall to appear for St. Louis).
- Prior to Donovan, RHP Edwin Jackson in 2011 (West Germany) was the last player to appear for St. Louis, while 1B Fritz Mollwitz in 1919 was the last German-born Cardinal.
- Started two games at second base in the 2022 Wild Card Series at Busch Stadium. Became the 8th MLB player born in Germany/West Germany to appear in the postseason with RHP Edwin Jackson in 2011 (West Germany) as the second Cardinal.
- Throws right-handed, but credits his love of playing hockey as a child as to why he hits left-handed.
- Played in 93 games in 2023 before an elbow injury cut season short and required surgery. Underwent right elbow UCL repair with internal brace in Aug. 2023.

DONOVAN, BRENDAN

MAJOR LEAGUE ROOKIES SINCE 2000 W/ 450+ PLATE APPEARANCES & .394+ OBP

MLB Rookie	Season	OBP
Brendan Donovan	2022 Cardinals	.394
Juan Soto	2018 Nationals	.406
Aaron Judge	2017 Yankees	.422
Mike Trout	2012 Angels	.399
Albert Pujols	2001 Cardinals	.403



2024

NL Ranks: Hits (163, T-8th), PA/Strikeout (8.05, 4th), Line Drives (137, T-2nd), Line Drive Pct. (27.0, 10th), Multi-Hit Games (45, T-9th), Three-Hit Games (14, T-5th), Singles (112, 6th), Three-Hit Games (14, T-5th), Whiff Pct. (15.1, 6th), Strikeout Pct. (12.4, 4th), Pct. Swings Squared Up (35.2, 4th), Pct. Swings In Play (46.5, 8th), Pct. Pitches Put In Play (20.5, 8th), Pct. Swings That Missed (15.1, 6th).

- Became the first left-handed batter to lead St. Louis in hits since Jason Heyward (160 in 2015), while his 163 hits were most by a Cardinals left-handed batter since team-leader Matt Carpenter (162 in 2014).
- His 163 hits ranked 7th among MLB left-handed batters, while his 45 hits off left-handed pitchers tied Masyn Winn for the team lead.
- Led St. Louis in hits, doubles, batting average (.278), on-base pct. (.342), hit by pitches (13), and line drives (137).
- Nominated for the Cardinals Heart and Hustle Award from MLBPA, and the Bob Feller Act of Valor Award, a recognition reserved for MLB players who demonstrate service, commitment, and support of military servicemen and women.
- Hit a career-high 14 home runs, all off right-handed pitchers.
- Established single-season career highs in games played (153), hits (163), runs scored (65), doubles (34), triples (3), homers (14), RBI (73), total bases (245), and extra-base hits (51).
- His 51 extra-base hits topped his combined totals from the 2022 (27) and 2023 (22) seasons.
- The Cardinals were 29-16 (.651 win pct.) in his 45 multi-hit games (T-9th in NL).
- His team-leading 14 three-hit games were most by a left-handed-hitting Cardinal since Matt Carpenter (18 in 2013).
- Enterprise, Alabama native had 3/4 of the Cycle (HR, 2B, 1B) on June 20 at Rickwood Field in Birmingham, while becoming the first-ever Alabamian to play in a MLB regular season game in the state of Alabama.
- Batted .324 (60-185) with two outs, 2nd-best in MLB to Luis Arraez (.339).
- Reached base safely in a career-high 21 straight games from June 16-July 8.
- Batted .360 (32-89) in his final 24 games after September 1, 3rd-best in MLB to end the season.
- Committed just two errors despite splitting time between left field (105 games), second base (53g), third base (9g) and right field (1g).
- Recorded a perfect 1.000 fielding percentage in 167 total chances in the outfield, while ranked T-7th among NL second basemen in Outs Above Average (5).
- Donovan (105 in LF & 53 at 2B) & Toronto's Davis Schneider (93 in LF & 56 at 2B) were the only two MLB players to play 50+ games at both second base and the outfield during the 2024 season.
- Among Cardinals all-time, Donovan joined 1999 Joe McEwing (66 in OF & 96 at 2B) and 2009 Skip Schumaker (54 in OF & 133 at 2B) to do so.
- His 91 starts in left field were his most of any position in a single season of his MLB career.

CAREER MILESTONES

Major League Debut

April 25, 2022 vs. New York Mets

First Major League Hit

April 28, 2022 vs. Arizona
(8th inning, single, off Tyler Holton)

First Major League Home Run

May 10, 2022 vs. Baltimore
(9th inning, solo, off Dillon Tate)

First Major League Lead-Off Home Run

(April 2, 2023 vs. Toronto, off Chris Bassitt)

RECENT MAJOR LEAGUERS TO HIT FIRST 30+ HR OFF RIGHT-HANDED PITCHERS

MLB Player	HR	Dates
Brendan Donovan	30	5/10/22-pres.
Gavin Sheets	40	6/30/21-5/27/24
LaMonte Wade Jr.	30	9/15/19-4/20/23
Justin Bour	45	9/19/14-5/12/17
Juan Francisco	35	9/18/09-5/1/2014

CARDINALS TO HIT FIRST 15+ CAREER HR OFF RIGHT-HANDED PITCHERS SINCE 1961

MLB Player	HR	Dates
Brendan Donovan	30	5/10/2022-pres.
Nolan Gorman	24	5/28/2022-5/15/2023
Skip Schumaker	21	4/5/2006-4/13/2011
Ray Lankford	16	9/6/1990-5/16/1992

CARDINALS TO APPEAR IN 50+ GAMES AT 2B AND OF IN THE SAME SEASON

Cardinal	Season	2B	OF
Joe McEwing	1999	96	66
Skip Schumaker	2009	133	54
Brendan Donovan	2024	53	105



BACKGROUND/PERSONAL

- Was born in Würzburg, Germany, when his father James (Jim), a former United States Army Combat Readiness Center (USACRC) Deputy Commander, was stationed overseas.
- Selected to the 28-player roster for Germany in the 2021 World Baseball Classic before it was canceled.
- Played baseball at Enterprise (Ala.) High School, lettering all four years while lettering two years in football.
- Played collegiate baseball at the University of South Alabama (2016-18), the same school as 2011 St. Louis Cardinals World Series MVP David Freese. 2017 Sun Belt Conference Tournament Most Outstanding Player, batting .438 with a tournament-clinching walk-off single in the 10th inning to give the Jaguars their first Conference Title since 2005 when David Freese was a member of the squad.
- Listed Matt Carpenter as his favorite athlete in his college bio.
- Played for the Hyannis Mets in the 2017 Cape Cod League.
- Proposed to his wife, Aly, in New York City's Times Square in May 2022 as the Cardinals game vs. the Mets at Citi Field was postponed due to rain.
- Volunteers at Jupiter's Loggerhead Marinelife Center and is a member of the Gordon Gray Circle of 100, who are contributors that support the JLD's conservation and environmental initiatives.
- Signed by Clint Brown.
- Resides in Palm Beach Gardens, Fla. with his wife, Aly, and daughter, Viviane (March 15, 2024).



Enterprise, Alabama native Brendan Donovan after homering off San Francisco's Keaton Winn, June 20, 2024 at Birmingham's Rickwood Field.



ERICK FEDDE

12

HT: 6-3 WT: 205 B/T: R/R BIRTH DATE: February 25, 1993 ML SERVICE: 5.099

(FEH-dee)**FULL NAME:** Erick James Fedde**BORN:** Las Vegas, Nevada**OPENING DAY AGE:** 32**BECAME A CARDINAL:** Acquired from the Chicago White Sox with OF Tommy Pham in three-team/nine-player trade with the Los Angeles Dodgers sending INF Tommy Edman to the Dodgers, INF Miguel Vargas from the Dodgers to the White Sox and RHP Michael Kopech from the Dodgers to the White Sox**CONTRACT STATUS:** Signed through 2025**MLB DEBUT:** July 30, 2017 vs. Colorado**RIGHT-HANDED PITCHER**

COMPLETE RECORD

Year	Team	Age	W-L	ERA	G	GS	GF	HLD	SV	IP	H	R	ER	HR	HB	BB	SO	WHIP	BA	WP	SO%	BB%	BF
2015	Auburn (SS-A)	22	4-1	2.57	8	8	0	0	0	35.0	38	16	10	1	1	8	36	1.31	.264	1	23.5	5.2	153
	Hagerstown (A)	22	1-2	4.34	6	6	0	0	0	29.0	24	14	14	1	3	8	23	1.10	.224	2	19.3	6.7	119
2016	Potomac (A+)	23	6-4	2.85	18	17	0	0	0	91.2	85	35	29	7	4	19	95	1.14	.244	3	25.5	5.1	372
	Harrisburg (AA)	23	2-1	3.99	5	5	0	0	0	29.1	33	13	13	1	1	10	28	1.47	.284	0	21.7	7.8	129
2017	Harrisburg (AA)	24	3-3	3.04	17	7	2	0	0	56.1	45	21	19	4	1	18	54	1.12	.215	4	23.7	7.9	228
	Syracuse (AAA)	24	1-2	4.76	12	6	0	0	0	34.0	37	18	18	3	1	5	25	1.24	.276	1	17.6	3.5	142
	WASHINGTON	24	0-1	9.39	3	3	0	0	0	15.1	25	16	16	5	1	8	15	2.15	.385	0	19.7	10.5	76
2018	Syracuse (AAA)	25	3-3	4.41	13	13	0	0	0	67.1	78	34	33	3	1	18	70	1.43	.298	0	24.3	6.3	288
	WASHINGTON	25	2-4	5.54	11	11	0	0	0	50.1	55	31	31	8	0	22	46	1.53	.286	0	21.2	10.1	217
	Harrisburg (AA)#	25	0-1	2.25	1	1	0	0	0	4.0	4	1	1	0	0	2	4	1.50	.267	0	23.5	11.8	17
2019	Fresno (AAA)	26	1-1	12.60	2	2	0	0	0	10.0	19	14	14	5	1	4	10	2.30	.413	0	19.6	7.8	51
	Harrisburg (AA)	26	2-0	2.55	5	4	0	0	0	24.2	18	9	7	2	1	5	27	0.93	.200	1	27.3	5.1	99
	WASHINGTON	26	4-2	4.50	21	12	3	0	0	78.0	81	39	39	11	2	33	41	1.46	.276	1	12.3	9.9	334
2020	WASHINGTON	27	2-4	4.29	11	8	1	0	0	50.1	47	25	24	10	3	22	28	1.37	.241	2	12.6	9.9	222
2021	WASHINGTON	28	7-9	5.47	29	27	1	0	0	133.1	144	90	81	23	4	48	128	1.44	.275	1	21.7	8.1	590
	Wilmington (A+)#	28	0-1	3.60	1	1	0	0	0	5.0	5	2	2	0	0	1	3	1.20	.263	0	14.3	4.8	21
2022	WASHINGTON	29	6-13	5.81	27	27	0	0	0	127.0	149	84	82	21	0	58	94	1.63	.293	6	16.4	10.1	573
	Rochester (AAA)#	29	0-0	0.00	1	1	0	0	0	4.0	3	0	0	0	0	1	4	1.00	.200	0	25.0	6.3	16
2023	NC Dinos (Korea)	30	*20-6	*2.00	30	30	0	0	0	180.1	137	46	40	9	4	35	*209	*0.95	---	5	29.5	4.9	708
2024	CHICAGO (AL)	31	7-4	3.11	21	21	0	0	0	121.2	105	43	42	14	2	34	108	1.14	.227	2	21.5	6.8	502
	ST. LOUIS	31	2-5	3.72	10	10	0	0	0	55.2	49	23	23	6	3	18	46	1.20	.246	1	20.5	8.0	224
Major League Totals			30-42	4.82	133	119	5	0	0	631.2	655	351	338	98	15	243	506	1.42	.269	13	18.5	8.9	2738
American League Totals			7-4	3.11	21	21	0	0	0	121.2	105	43	42	14	2	34	108	1.14	.227	2	21.5	6.8	502
National League Totals			23-38	5.22	112	98	5	0	0	510.0	550	308	296	84	13	209	398	1.49	.278	11	17.8	9.3	2236
St. Louis Totals			2-5	3.72	10	10	0	0	0	55.2	49	23	23	6	3	18	46	1.20	.246	1	20.5	8.0	224
Minor League Totals			23-19	3.69	89	71	2	0	0	390.1	389	177	160	27	14	99	379	1.25	.258	12	23.2	6.1	1635
KBO Totals			20-6	2.00	30	30	0	0	0	180.1	137	46	40	9	4	35	209	0.95	---	5	29.5	4.9	708

Injury Rehabilitation Assignment *Led League

Note: Major League Uniform Numbers Worn: 23 (2017-21), 32 (2022), 20 (2024), 12 (2024-present)



WILD CARD SERIES RECORD

Year	Team	Age	W-L	ERA	G	GS	GF	HLD	SV	IP	H	R	ER	HR	HB	BB	SO	WHIP	BA	WP	SO%	BB%	BF
2019	WSH vs. MIL																						

NOT ON POSTSEASON ROSTER - TRAVELED WITH TEAM

NATIONAL LEAGUE DIVISION SERIES RECORD

Year	Team	Age	W-L	ERA	G	GS	GF	HLD	SV	IP	H	R	ER	HR	HB	BB	SO	WHIP	BA	WP	SO%	BB%	BF
2019	WSH vs. LAD																						

NOT ON POSTSEASON ROSTER - TRAVELED WITH TEAM

NATIONAL LEAGUE CHAMPIONSHIP RECORD

Year	Team	Age	W-L	ERA	G	GS	GF	HLD	SV	IP	H	R	ER	HR	HB	BB	SO	WHIP	BA	WP	SO%	BB%	BF
2019	WSH vs. STL																						

NOT ON POSTSEASON ROSTER - TRAVELED WITH TEAM

WORLD SERIES RECORD

Year	Team	Age	W-L	ERA	G	GS	GF	HLD	SV	IP	H	R	ER	HR	HB	BB	SO	WHIP	BA	WP	SO%	BB%	BF
2019	WSH vs. HOU																						

NOT ON POSTSEASON ROSTER - TRAVELED WITH TEAM

REGULAR SEASON FIELDING RECORD

Position	PCT	G	PO	A	E	TC	DP
Pitcher	.992	133	60	71	1	132	5

2024 SEASON HIGHS

Most IP: 8.1, 4/28 vs. Tampa Bay
Most Strikeouts: 11, 4/23 at Minnesota
Most Walks: 5, 5/4 at St. Louis
Most Runs Allowed: 5, 4x. Last: 8/2 at Chicago Cubs
Most ER Allowed: 5, 3x. Last: 8/2 at Chicago Cubs
Most Hits Allowed: 9, 5/31 at Milwaukee
Most HRs Allowed: 3, 4/10 a Cleveland
Longest Winning Streak: 4 games, 4/17-5/14
Longest Losing Streak: 4 games, 8/13-9/6
Longest Scoreless Streak: 14.0 IP, 5/9-20
Pitches Thrown: 108, twice. Last: 6/15 at Arizona

CAREER HIGHS

Most IP: 8.1, 4/28/24 vs. Tampa Bay
Most Strikeouts: 11, 4/23/24 at Minnesota
Most Walks: 5, 3x. Last: 5/4/24 at St. Louis
Most Runs Allowed: 9, twice. Last: 10/5/22 at New York Mets
Most ER Allowed: 9, twice. Last: 10/5/22 at New York Mets
Most Hits Allowed: 10, twice. Last: 8/18/19 vs. Milwaukee
Most HRs Allowed: 3, 6x. Last: 4/10/24 at Cleveland
Longest Winning Streak: 4 games, 4/17-5/14/24
Longest Losing Streak: 4 games, 8/13-9/6/24
Longest Scoreless Streak: 21.0 IP, 5/11-6/23/21
Pitches Thrown: 115, 6/29/18 at Philadelphia
10+ Strikeout Games: 3. Last: 9/25/24 at Colorado (10)

CAREER TRANSACTIONS

- Selected by San Diego Padres in the 24th round (743rd overall) of the June, 2011 First-Year Player Draft, but did not sign.
- Selected by Washington Nationals in the 1st round (18th overall) of the June, 2014 First-Year Player Draft.
- On Washington Nationals injured list (strained right forearm flexor strain), September 4, 2017 - end of season.
- On Washington Nationals injured list (right shoulder inflammation), July 5 - September 3, 2018; included injury rehabilitation assignment to Harrisburg (AA).
- On Washington Nationals injured list (COVID-19), May 19 - June 11, 2021; included injury rehabilitation assignment to Wilmington (A).
- On Washington Nationals injured list (strained oblique), June 26 - July 5, 2021.
- On Washington Nationals injured list (right shoulder inflammation), July 30 - August 22, 2022; included injury rehabilitation assignment to Rochester (AAA).
- Signed by NC Dinos of the KBO League, November 18, 2022.
- Signed by Chicago White Sox as a free agent, December 13, 2023.
- Acquired by St. Louis Cardinals along with OF Tommy Pham and cash considerations in a three-team/nine-player trade with the Chicago White Sox and Los Angeles Dodgers, sending INF Tommy Edman to the Dodgers; INF Miguel Vargas sent from Dodgers to the White Sox and RHP Michael Kopech sent from White Sox to the Dodgers, July 29, 2024.



CAREER NOTES

- Begins his eighth season in Major League Baseball and his first to begin a season with the Cardinals. Has previously pitched for the Nationals (2017-22) and White Sox (2024).
- Was acquired by the St. Louis Cardinals with OF Tommy Pham in a three-team/nine-player trade from the Chicago White Sox which included the Los Angeles Dodgers on July 29, 2024.
- Played one season for NC Dinos of the KBO League in 2023 where he led the league in wins (20), ERA (2.00), strikeouts (209) and WHIP (0.95) over 30 starts covering 180.1 innings pitched.
- Earned the 2023 Choi Dong-won Award, annually awarded to the best pitcher in the KBO League.
- Pitched and won Game 1 of the KBO Playoffs over KT Wiz, fanning 12 batters over 6.0 innings pitched.
- Signed by the White Sox to a two-year, \$15 million contract in December 2023.
- Has three double-digit strikeout games over his career. Achieved two during the 2024 season; a career-high 11 strikeouts at Minnesota (4/23/24) and finished the season with 10 at Colorado (9/25/24).
- During his 2022 season, became the only Washington Nationals pitcher in city franchise history (since 2005) to make 14-plus starts without hitting a batter.
- Ran off a career-high 21.0 inning scoreless streak (5/11-6/21/2021) while with the Nationals in 2021, the 7th-longest streak in MLB that season.
- Was a member of the 2019 Washington Nationals World Championship squad, making 12 starts and 21 appearances during the regular season. Did not make the postseason roster but traveled with the team on the Taxi Squad.
- Made his Major League debut vs. COL (7/30/17) in Game 1 of a doubleheader at Nationals Park. Pitched 4.0 innings in a no decision the National lost 10-6. Struck out Trevor Story looking for his first strikeout.
- Underwent Tommy John surgery after being drafted by the Washington Nationals in the first round of the 2014 draft out of UNLV. Made his professional debut with Auburn (A) on June 21, 2015 at Batavia.

2024

- Began the season with the Chicago White Sox, his first action in Major League Baseball since Oct. 5, 2022 at New York York Mets, as a member of the Nationals. Started vs. Detroit (3/31) in a no-decision.
- Acquired by the St. Louis Cardinals with OF Tommy Pham in a three-team/nine-player trade from the Chicago White Sox which included the Los Angeles Dodgers on July 29.
- Ranked 11th in the American League in ERA (3.11) at the time of the trade. Established new Major League career-highs in wins (9), games (31), starts (31), innings pitched (177.1) and strikeouts (154).
- Ranked 17th in Major League Baseball in ERA (3.30) and 28th in innings pitched (177.2).

AWARDS & HONORS

MVP Choi-Don-Won Award of the KBO
2023: NC Dinos

World Champions
2019: Washington Nationals

Carolina League Pitcher of the Week
2016: Potomac (A) - July 11-17

MLB.com Organization All-Star
2016: Washington Nationals

**Nevada (NIAA) 4A Soccer
High School State Champions**
2009: Las Vegas High School

CAREER MILESTONES

Major League Debut
July 30, 2017 vs. Colorado (Game 1 of DH)

First Major League Win
June 29, 2018 at Philadelphia

First Major League Strikeout
July 30, 2017 vs. Colorado (Game 1 of DH)
(2nd inning, looking, Trevor Story)

500th Career Major League Strikeout
September 25, 2024 at Colorado
(4th inning, swinging, Ezequiel Tovar)

- Posted a 1.94 ERA in 13 home starts between Guaranteed Rate Field (CWS) and Busch Stadium (STL). Ranked 2nd in MLB behind only Reynaldo Lopez (1.78) of Atlanta.
- Did not allow more than two runs in any home start at Busch Stadium. Was 1-2 with a 2.11 ERA in four starts over 21.1 innings. Held opposition to one run in three starts.
- Had four scoreless starts of 5.0 for the White Sox at home. Posted an 0.95 ERA over his first six starts at Guaranteed Rate Field, lowest by a White Sox pitcher in his first six home starts since Tommy John with an 0.76 ERA in 1967.
- Ran off a career-high four straight wins (4/28-5/14).
- Had a 14.0-inning scoreless streak (5/9-20) which included two scoreless starts of 7.0 IP vs. CLE (5/9) and 6.0 IP vs. WSH (5/14).
- Struck out a career-high 11 batters at MIN (4/23) over 6.0 innings allowing one run on three hits in a no decision.
- Was given one run of support or fewer in 11-of-31 starts. Had the 6th-lowest run support average in MLB (4.11).
- Finished the season with his second double-digit strikeout game of the season, fanning 10 at COL (9/25) over 7.0 innings in a 5-2 Cardinals win at Coors Field. Recorded his 500th career strikeout in 4th inning (Ezequiel Tovar).



BACKGROUND/PERSONAL

- Played high school baseball at Las Vegas High School where he was teammates with Bryce Harper. Compiled a 14-8 record over his three-year varsity career.
- Was a two-sport athlete, starring as an All-State honoree in soccer. Helped LVHS to the 2009 Nevada High School State Championship, defeating Bishop Gorman 4-3 in a shootout.
- Originally selected by the San Diego Padres in the 24th round (743rd overall) of the 2011 MLB Draft, but did not sign.
- Played college baseball at the University of Nevada-Las Vegas. Was 8-2 with a 1.76 ERA (76.2 IP) over 11 starts with 82 strikeouts during his junior season in 2014.
- Drafted by the Washington Nationals in the first round (18th overall) of the 2014 MLB Draft (18th overall) out of UNLV.
- Played for Yarmouth-Dennis in the 2013 Cape Cod League. Named Midseason Outstanding Player. Was 3-1 with a 2.34 ERA in five starts while leading the league with 30.2 innings pitched when he was selected for USA Baseball's Collegiate National Team.
- Played for the 2013 USA Baseball Collegiate National Team; the 4th UNLV baseball alum with former Cardinals outfielder Ryan Ludwick; Matt Williams and Mel Stottlemyre, Jr.
- Drafting scout was Mitch Sokol (Nationals).
- Resides in Tampa, Fla.

2024 MAJOR LEAGUE BASEBALL
HOME ERA LEADERS

Rank	Team(s)	Starts	ERA	
1.	Reynaldo López	ATL	14	1.78
2.	Erick Fedde	CWS/STL *	13	1.94
3.	Bryce Miller	SEA	16	1.96
4.	Tarik Skubal	DET	16	1.99
5.	Jameson Taillon	CHI	15	2.18
6.	Cristopher Sánchez	PHI	17	2.21
7.	Chris Sale	ATL	14	2.28
8.	Zack Wheeler	PHI	16	2.31
9.	Javier Assad	CHI	14	2.47
10.	Logan Gilbert	SEA	16	2.49

* Only Pitching as Home Team in Each Stadium



Starting pitcher Erick Fedde faces the Seattle Mariners, September 6, 2024 at Busch Stadium III.



JOSÉ
FERMÍN

15

HT: 5-10 WT: 200 B/T: R/R BIRTH DATE: March 29, 1999 M.L. SERVICE: 0.166

(fair-MEAN)

FULL NAME: José Miguel Fermín

BORN: Puerto Plata, Dominican Republic

OPENING DAY AGE: 25 (Turns 26 on March 29)

BECAME A CARDINAL: Acquired from the Cleveland Guardians in exchange for cash considerations, November 9, 2022

CONTRACT STATUS: Signed through 2025

MLB DEBUT: July 7, 2023 at Chicago White Sox

INFIELDER

COMPLETE BATTING RECORD

Year	Team	AGE	G	AB	R	H	2B	3B	HR	RBI	BB	SO	SB	CS	HBP	SH	SF	AVG	OBP	SLG	OPS
2016	DSR Indians (R)	17	16	58	5	13	4	2	0	8	7	11	2	2	0	0	1	.224	.303	.362	.665
2017	AZL Indians (R)	18	45	166	24	38	11	1	1	14	5	19	5	2	7	2	2	.229	.278	.325	.603
2018	Mahoning Valley (A-)	19	71	251	47	70	12	4	2	26	39	26	17	4	9	5	3	.279	.391	.383	.773
2019	Lake County (A)	20	105	393	75	115	12	2	6	41	42	40	28	9	11	6	3	.293	.374	.379	.753
2020	DID NOT PLAY -- NO MiLB SEASON																				
2021	Akron (AA)	22	84	295	40	76	15	2	6	39	23	38	4	4	10	4	3	.258	.329	.383	.712
	Columbus (AAA)	22	4	11	4	4	1	0	1	2	1	4	0	0	0	0	0	.364	.417	.727	1.144
2022	Columbus (AAA)	23	90	270	60	58	11	0	6	31	42	46	9	4	9	6	3	.215	.336	.322	.659
2023	Memphis (AAA)	24	20	66	16	15	3	1	4	7	12	5	1	0	2	0	1	.227	.358	.485	.843
	Palm Beach (A)	24	5	20	3	4	1	0	1	2	3	0	1	0	0	0	0	.200	.304	.400	.704
	FCL Cardinals (R)	24	5	17	1	3	1	0	0	1	2	3	1	0	0	0	0	.177	.263	.235	.499
	ST. LOUIS	24	21	51	2	12	1	0	0	4	6	8	0	1	2	2	0	.235	.339	.255	.594
2024	Memphis (AAA)	25	61	196	40	61	13	0	8	27	34	22	18	2	6	2	2	.311	.424	.500	.924
	ST. LOUIS	25	45	71	7	11	1	1	0	4	7	11	2	1	1	0	0	.155	.241	.197	.438
Major League Totals			66	122	9	23	2	1	0	8	13	19	2	2	3	2	0	.189	.283	.221	.504
Minor League Totals			506	1743	315	457	84	12	35	198	210	214	86	27	54	25	18	.262	.356	.384	.740

Note: Major League Uniform Numbers Worn: 35 (2023), 15 (2024-present)

REGULAR SEASON FIELDING RECORD

Position	PCT	G	PO	A	E	TC	DP
Second Base	.985	21	21	46	1	68	4
Third Base	.972	21	13	22	1	36	3
Outfield	---	1	0	0	0	0	0

CAREER TRANSACTIONS

- Signed by Cleveland Indians as an International free agent, July 2, 2015.
- Traded to St. Louis Cardinals from Cleveland Guardians in exchange for cash considerations, November 9, 2022.



2024 SEASON HIGHS

Most Hits: 2, twice. Last: 6/13 vs. Pittsburgh
Most Runs: 2, 8/21 vs. Milwaukee
Most 2Bs: 1, 8/21 vs. Milwaukee
Most 3Bs: 1, 6/13 vs. Pittsburgh
Most RBI: 2, 9/8 vs. Seattle
Most BBs: 1, 7x. Last: 8/27 vs. San Diego
Most SB: 1, twice. Last: 9/8 vs. Seattle
Most HBP: 1, 5/4 vs. Chicago White Sox
Longest Hitting Streak: 2 games, 9/26-end of season.

CAREER HIGHS

Most Hits: 2, 4x. Last: 6/13/24 vs. Pittsburgh
Most Runs: 2, 8/21/24 vs. Milwaukee
Most 2Bs: 1, twice. Last: 8/21/24 vs. Milwaukee
Most 3Bs: 1, 6/13/24 vs. Pittsburgh
Most RBI: 3, 9/30/23 vs. Cincinnati
Most BBs: 1, 13x. Last: 8/27/24 vs. San Diego
Most SB: 1, twice. Last: 9/8/24 vs. Seattle
Most HBP: 1, 3x. Last: 5/4/24 vs. Chicago White Sox
Longest Hitting Streak: 3 games, twice. Last: 9/29/23-10/1/23

CAREER NOTES

- Traded to St. Louis from Cleveland in exchange for cash considerations, November 9, 2022.
- Made his Major League debut with the Cardinals on July 7, 2023 at Guaranteed Rate Field in Chicago as a pinch-runner. Was recalled from Memphis (AAA) when Tommy Edman went on the injured list with right wrist inflammation.
- Started his first MLB game at second base two days later at CWS (7/9/23). Went 0-for-3, but put down a perfect sacrifice bunt in the 10th inning as the Cardinals won in extras 4-3 heading into the All-Star Break.
- Became the first Cardinals player to record his first Major League hit via bunt since RHP Britt Reames in 2000 and OF Charlie Chant in 1976, when he beat out a base hit against Justin Steele (7/21/23) at Wrigley Field.
- Played in 21 games for Gigantes del Cibao in the 2023-24 Dominican Winter League. Batted .432 with a .577 on-base percentage, ranking in the top two slots in both categories and led any player who played more than 10 games.
- Successfully stole bases at 76.1% (86 SB/113 SB ATT) in the minor leagues. Has 23 SB over the last two seasons as a member of the Cardinals organization.
- Has played parts of three seasons with the Gigantes in the Dominican Winter League.
- Voted "Best Defensive Infielder in the Cleveland organization by *Baseball America* in 2019.
- Led Cleveland minor leaguers with 28 stolen bases in 2019.
- Recorded a career-high 6 RBI vs. Somerset (9/14/21) as part of a 4-for-4 game with a homer and two doubles.
- Collected his first career multi-home run game with two blasts at Indianapolis (4/20/22).
- Hit first career grand slam off Daniel Mengden at Omaha (5/4/22).

2024

- Began the season in Memphis (AAA), but was recalled on April 24 and two more times before finishing the season on the St. Louis roster appearing in 45 Major League games.
- Was co-leading the Redbirds with four home runs at the time of his first recall on April 24.
- Started games at second base (8) and third base (5) while making one appearance in left field vs. COL (6/8). Started two games as the designated hitter.
- Batted .250 (6-24) with a triple and three RBI in two-out situations.

CAREER MILESTONES

Major League Debut
July 7, 2023 at Chicago White Sox

First Major League Hit
July 21, 2023 at Chicago Cubs
(7th inning, bunt single, off Justin Steele)

AWARDS & HONORS

Midwest League Player of the Week
2019: Lake County (A) - Aug. 27-Sept. 2

MiLB.com Organization All-Star
2019: Cleveland

- Hit right-handed pitchers at a .226 clip (7-31, 4 RBI) and .100 (4-40) vs. left-handed pitchers.
- Scored a season-high two runs off the bench vs. MIL (8/21). Entered defensively after a Luken Baker pinch-hit home run and was on base when Nolan Arenado hit a walk-off grand slam in the 10th inning.
- Was flawless in 37 defensive chances.
- Batted .311 at Memphis with 13 doubles, eight home runs and 18 stolen bases in 20 attempts. Ran off a .424 on-base percentage and a .924 OPS, highest among all Redbirds with 60 or more games.
- Had a 34:22 walk to strikeout ratio at Memphis.

BACKGROUND/PERSONAL

- Was switched from uniform No. 35 to No. 15 midway through the 2024 Spring Training season when the Cardinals signed Brandon Crawford.
- Shares the same birthplace as former Cardinal Carlos Martínez, the late Oscar Taveras, and Victor Marte.
- Took English classes in school while living in the Dominican Republic.
- Was aspiring to become an engineer, but was signed out of the Amaury's Nina Academy in East Santo Domingo, at 16-years old by Cleveland.
- Resides in Puerto Plata, Dominican Republic.

FERMÍN, JOSÉ



RYAN

FERNANDEZ

64

HT: 6-0 WT: 200 B/T: R/R BIRTH DATE: June 11, 1998 ML SERVICE: 1.000

FULL NAME: Ryan Austin Fernandez

BORN: Tampa, Florida

OPENING DAY AGE: 26 (Turns 27 on June 11)

BECAME A CARDINAL: Selected from the Boston Red Sox in the Major League Rule 5 Draft, December 6, 2023

CONTRACT STATUS: Signed through 2025

MLB DEBUT: April 3, 2024 at San Diego

RIGHT-HANDED PITCHER

COMPLETE RECORD

Year	Team	Age	W-L	ERA	G	GS	GF	HLD	SV	IP	H	R	ER	HR	HB	BB	SO	WHIP	BA	WP	SO%	BB%	BF
2018	GCL Red Sox (R)	20	1-1	3.46	10	7	0	0	0	26.0	28	10	10	3	0	6	31	1.31	.269	0	28.2	5.5	110
2019	Lowell (SS-A)	21	4-1	2.49	17	1	8	0	4	43.1	30	15	12	2	0	11	38	0.95	.188	1	22.2	6.4	171
2020		22	DID NOT PITCH -- NO MiLB SEASON																				
2021	Salem (A)	23	3-1	1.50	17	0	10	0	2	36.0	33	10	6	0	0	9	42	1.17	.239	2	28.6	6.1	147
	Greenville (A+)	23	1-0	4.32	7	0	0	0	0	16.2	13	8	8	3	2	5	18	1.29	.213	1	26.1	7.2	69
2022	Greenville (A+)	25	1-2	4.00	25	0	24	0	7	27.0	28	13	12	3	0	9	40	1.37	.262	0	34.5	7.8	116
	Portland (AA)	24	1-1	4.97	10	0	7	0	3	12.2	12	9	7	3	0	2	16	1.11	.240	0	30.8	3.8	52
2023	Portland (AA)	25	2-1	1.77	14	0	9	0	1	20.1	14	5	4	1	0	8	26	1.08	.192	0	32.1	9.9	81
	Salem (A)	25	1-0	0.00	2	0	0	0	0	3.1	1	0	0	0	0	0	6	0.30	.100	0	60.0	0.0	10
2023	Worcester (AAA)	25	3-3	6.16	26	0	8	0	0	30.2	38	23	21	7	0	10	35	1.57	.302	0	25.2	7.2	139
2024	ST. LOUIS	26	1-6	3.51	62	0	16	12	2	66.2	58	30	26	4	2	32	71	1.35	.236	0	24.9	11.2	285
Minor League Totals			17-10	3.33	128	8	66	0	17	216.0	197	93	80	22	2	60	252	1.19	.238	4	28.2	6.7	895
Major League Totals			1-6	3.51	62	0	16	12	2	66.2	58	30	26	4	2	32	71	1.35	.236	0	24.9	11.2	285

Note: Major League Uniform Numbers Worn: 64 (2024-present)

REGULAR SEASON FIELDING RECORD

Position	PCT	G	PO	A	E	TC	DP
Pitcher	1.000	62	5	6	0	11	0

CAREER NOTES

- 2023 Rule 5 pick from Boston spent his first full season in the Majors and appeared in a professional season high in games (62) and innings pitched (66.2)
- Became the first Rule 5 Selection to play an entire season with St. Louis since RHP Matt Bowman (2015).
- His 62 appearances led 2023 Major League Rule 5 Draft Picks and were the most by any Cardinals Rule 5 Draft Pick in the season immediately following his selection.
- His 62 appearances for St. Louis in 2024 were the most by a Cardinals rookie since Giovanny Gallegos (66 in 2016).
- Made Major League debut on April 3, 2024 at San Diego, striking out the side in the 9th inning. Became the 38th pitcher in MLB history and the 2nd Cardinal (Braden Loooper, March 31, 1998 vs. Dodgers) to strike out three in 1.0 inning pitched in an MLB debut.
- According to *Baseball Savant*, threw his Slider 48.1% of the time in 2024 (573 of 1,191 pitches), most of any pitch. Ranked among 2024 leaders in Run Value (9, T-11th) & Hard-Hit Pct. (23.5, 6th) among pitchers to throw 400+ sliders.
- Was one of 11 prospects invited to the 2023 Red Sox rookie development program.

CAREER TRANSACTIONS

- Selected by the Boston Red Sox in the 23rd round (700th overall) of the 2018 MLB Draft.
- Selected by the St. Louis Cardinals off the Boston Red Sox roster in the Major League portion of the Rule 5 Draft, December 6, 2023.



2024

NL Rookie Reliever Ranks: ERA (3.51, 5th), Appearances (62, T-5th), Batters Faced (285, 4th), Strikeouts (71, 5th), Holds (12, 4th), GIDP (6, 4th), % Inherited Runners Scored (31.3, 1st), Inherited Runners (32, 1st), Saves (2, T-5th), Games Finished (16, 7th)

- Rule 5 Selection from Boston in December 2023 made the Cardinals Opening Day roster, the first to do so since Matt Bowman (2015).
- Was one of nine Cardinals to make his MLB debut during the season.
- Made his Major League debut on April 3 at San Diego, striking out the side in the 9th inning. Became the 38th pitcher in MLB history and the 2nd Cardinal (Braden Loooper, March 31, 1998 vs. Dodgers) to strike out three in 1.0 inning pitched in an MLB debut.
- His 12 Holds were most by a Cardinals rookie since Giovanni Gallegos (19 in 2019).
- Pitched on back-to-back days nine times, logging a 2.92 ERA and .182 average against.
- Struck out multiple batters in 23 outings, including a career high four over 2.0 IP on May 19 vs. Red Sox.
- Made a team-high 21 appearances of four outs or more (15 scoreless), T-6th among National League relievers.
- 44 of his 62 appearances were scoreless (STL was 26-18)
- Retired the first batter faced in 43 of 62 appearances (69.3%).
- Struck out the side for all three outs of an appearance three times: April 3 at San Diego, June 13 vs. Pittsburgh, & Sept. 4 at Milwaukee.
- Converted first career save on May 22 vs. Baltimore.
- Earned his first and only MLB win on July 23 at Pittsburgh.
- According to *Baseball Savant*, threw his Slider 48.1% of the time (573 of 1,191 pitches), most of any pitch.
- Ranked among MLB leaders in Run Value (9, T-11th) and Hard-Hit Pct. (23.5, 6th) among pitchers to throw at least 400 sliders.

BACKGROUND/PERSONAL

- Became a fan-favorite with a signature mustache, which started out as a Spring Training joke that he owned into his time in Red Sox minor league organization.
- Originally selected by the Boston Red Sox in the 23rd round (700th overall) of the 2018 MLB Draft.
- Played college baseball at Hillsborough Community College in Tampa, Fla.
- Graduated from Tampa's Braulio Alonso High School in which produced first round draft picks RHP Alex Faedo (Tigers) and the late RHP Jose Fernandez (Marlins).
- His parents came to the United States from Cuba. Ryan's first language was Spanish as a child, but he admits that he currently does not speak it well.
- Resides in Tampa, Fla.

MOST GAMES BY RECENT MAJOR LEAGUE ROOKIE RULE V DRAFT SELECTIONS

MLB Rank	Season	Games
1. LHP Willie Hernández	1977 Cubs	67
2. RHP Ryan Fernandez	2024 Cardinals	62
RHP Joaquin Soria	2007 Royals	62
4. RHP Joe Biagini	2016 Blue Jays	60
5. RHP Matt Bowman	2016 Cardinals	59
6. RHP Kevin Kelly	2023 Rays	57
7. RHP Zach Pop	2021 Marlins	50
8. RHP Ryan Pressly	2013 Twins	49

CARDINALS MAJOR LEAGUE RULE V DRAFT SELECTIONS SINCE 1960

Draft	Cardinal	Organization
2023	RHP Ryan Fernandez	Red Sox
2022	RHP Wilking Rodríguez	Yankees
2015	RHP Matt Bowman	Mets
2011	OF Erik Komatsu	Nationals
2009	LHP Ben Jukich	Reds
2007	OF Brian Barton	Indians
2005	RHP Juan Mateo	Cubs
2003	INF/OF Hector Luna	Indians
1998	C Alberto Castillo	Phillies
1995	OF Andre King	White Sox
1994	RHP Rich DeLucia	Orioles
1985	C Clint Hurdle	Mets
1984	INF Willie Lozado	Brewers
1982	RHP Kurt Kepshire	Reds
1980	C/OF Orlando Sanchez	Phillies
1980	OF Carlos López	Mexico
1976	1B/OF Roger Freed	Expos
1970	OF Cecil Cooper	Red Sox
1969	INF Milt Ramirez	Orioles
1968	LHP Bo Belinsky	Astros
1965	P Joe Hoerner	Astros
1961	RHP John Anderson	Braves

AWARDS & HONORS

Red Sox Minor League Pitcher of the Month
2022: Greenville (A) - June

2024 SEASON & CAREER HIGHS

Most IP: 2.1, 4/14 at Arizona
Most Strikeouts: 4, 5/19 vs. Boston
Most Walks: 3, 8/21 vs. Milwaukee
Most Runs Allowed: 4, twice. Last: 9/26 at Colorado
Most Earned Runs Allowed: 4, 9/26 at Colorado
Most Hits Allowed: 4, twice. Last: 8/10 at Kansas City
Most HRs Allowed: 1, 4 times. Last: 8/4 at Chicago Cubs
Longest Winning Streak: 1 game, 7/23
Longest Losing Streak: 4 games, 7/26-present
Longest Scoreless Streak: 9.1, 6/22-7/7
Pitches Thrown: 43, 4/14 at Arizona



MICHAEL GOMEZ

79

HT: 6-2 WT: 215 B/T: R/R BIRTH DATE: August 15, 1996 ML SERVICE: 0.000

FULL NAME: Michael Guy Gomez

BORN: Upland, California

OPENING DAY AGE: 28 (Turns 29 on August 15)

BECAME A CARDINAL: Signed as a minor league free agent, November 7, 2024.

CONTRACT STATUS: Signed through 2025

PITCHER (NON-ROSTER)

COMPLETE RECORD

Year	Team	Age	W-L	ERA	G	GS	GF	HLD	SV	IP	H	R	ER	HR	HB	BB	SO	WHIP	BA	WP	SO%	BB%	BF
2018	Phillies West (R)	21	1-0	3.52	6	0	3	0	0	7.2	9	5	3	0	0	5	5	1.83	.300	1	13.9	13.9	36
2019	Williamsport (SS-A)	22	0-0	1.93	3	0	0	1	0	4.2	3	1	1	0	0	1	6	0.86	.176	0	33.3	5.6	18
	Lakewood (A)	22	1-0	0.00	5	0	3	1	1	8.1	2	0	0	0	1	1	6	0.36	.083	0	22.2	3.7	27
2019	Clearwater (A+)	22	1-0	1.47	10	0	4	1	1	18.1	14	3	3	1	1	6	22	1.09	.206	3	29.3	8.0	75
2020		23	DID NOT PITCH -- NO MiLB SEASON																				
2021	Somerset (AA)	24	4-2	3.12	31	0	11	7	2	49.0	38	24	17	4	6	14	50	1.06	.203	3	24.0	6.7	208
2022	Somerset (AA)	25	0-0	0.00	2	0	0	1	0	4.0	1	0	0	0	1	4	5	1.25	.083	0	29.4	23.5	17
	Scranton/W-B (AAA)	25	3-5	4.84	44	0	9	9	0	61.1	65	40	33	4	11	33	54	1.60	.274	3	18.9	11.5	286
2023	Scranton/W-B (AAA)	26	2-6	5.45	47	0	12	3	1	67.2	65	50	41	7	12	43	61	1.60	.257	5	19.5	13.7	313
2024	Durham (AAA)	27	3-4	5.01	39	0	9	5	1	55.2	54	37	31	5	5	22	68	1.37	.250	2	27.8	9.0	245
Minor League Totals			15-17	4.20	187	0	51	28	6	276.2	251	160	129	21	37	129	277	1.37	.240	17	22.6	10.5	1225

CAREER TRANSACTIONS

- Signed by the Philadelphia Phillies as a non-drafted free agent, July 17, 2018.
- Signed by the Tecolotes de los Dos Laredos of the Mexican League, June 20, 2020.
- Signed by the New York Yankees as a minor league free agent, February 27, 2021.
- Selected by the Tampa Bay Rays off the New York Yankees roster in the Triple-A phase of the Rule 5 Draft, December 6, 2023.
- Signed by the St. Louis Cardinals as a non-drafted free agent, November 7, 2024.

CAREER

- Acquired by the Cardinals as a minor league free agent, November 7, 2024. Received an invitation to Major League Spring Training.
- Throws from a low three-quarter arm slot.
- Joins the Cardinals as his fourth organization after signing as a free agent by the Phillies in 2018 and acquired by the Yankees as a minor league free agent in 2021. Pitched in the Rays organization in 2024 after being selected in the Triple-A phase of the 2023 Rule 5 Draft.
- Appeared in a career-high 47 games with Scranton Wilkes-Barre (AAA) in 2023. Also set career-highs in innings pitched (67.1).
- Averages just over a strikeout per inning (9.01) over 276.2 innings and 187 appearances in his six-year minor league career.
- Played one season in the Mexican League for Tecolotes Dos Laredos in 2020. Tecolotes is a bi-national team who splits their home games between Mexico and the United States.



2024

- Pitched the entire season at Durham (AAA) after getting selected in the Triple-A phase of the 2023 Rule 5 Draft from the Yankees.
- Made 39 relief appearances and led all relief pitchers who did not make a start with 68 strikeouts, posting an 11.0 strikeouts/9 IP mark.
- Locked down a save in his final appearance of the season with a scoreless frame against Memphis.
- Pitched a season-high five consecutive scoreless outings to begin August (7.0 IP).
- Made 19 appearances of four outs or more, 15 of those were 2.0 innings or more (10 scoreless).
- Hurlled a season-high 3.0 perfect innings at Columbus (9/3) for his 5th Hold of the season.

BACKGROUND/PERSONAL

- Played his freshman year of college baseball at Cal Poly-San Luis Obispo before transferring to Cal-Poly Pomona for the 2017 and 2018 seasons.
- Was 2-4 with a 6.75 ERA in 19 appearances at Pomona, fanning 55 batters over 46.2 innings pitched.
- Played two years of summer league baseball for Eau Claire in the Northwoods League. Ranked 2nd on the squad in strikeouts as an 18-year old. Was teammates with RHP Griffin Jax and OF Daulton Varsho.
- Graduated from Upland High School (Calif.) where he was a three-year letter winner on the varsity baseball team and also played basketball.
- Pitched in the 2013 Area Code games.
- Resides in Upland, Calif.



Right-handed pitcher Michael Gomez on the Cardinals Complex fields in Jupiter during Spring Training, February 13, 2025.



NOLAN GORMAN

16

HT: 6-0 WT: 225 B/T: L/R BIRTH DATE: May 10, 2000 ML SERVICE: 2.114

FULL NAME: Nolan Brian Gorman

BORN: Phoenix, Arizona

OPENING DAY AGE: 24 (Turns 25 on May 10)

BECAME A CARDINAL: Selected in the first round (19th overall) of the 2018 MLB Draft

CONTRACT STATUS: Signed through 2025

MLB DEBUT: May 20, 2022 at Pittsburgh

INFILDER

COMPLETE BATTING RECORD

Year	Team	AGE	G	AB	R	H	2B	3B	HR	RBI	BB	SO	SB	CS	HBP	SH	SF	AVG	OBP	SLG	OPS
2018	Johnson City (SS-R)	18	38	143	41	50	10	1	11	28	24	37	1	3	0	0	0	.350	.443	.664	1.107
	Peoria (A)	18	25	94	8	19	3	0	6	16	10	39	0	2	1	0	2	.202	.280	.426	.706
2019	Peoria (A)	19	67	241	41	58	14	3	10	41	32	79	2	0	7	0	2	.241	.344	.448	.792
	Palm Beach (A+)	19	58	215	24	55	16	3	5	21	13	73	0	1	2	0	0	.256	.304	.428	.732
2020		20	DID NOT PLAY -- ALTERNATE TRAINING SIDE ONLY																		
2021	Springfield (AA)	21	43	177	26	51	6	0	11	27	18	52	4	0	0	0	0	.288	.354	.509	.862
	Memphis (AAA)	21	76	303	45	83	14	1	14	48	20	63	3	1	2	0	3	.274	.320	.465	.785
2022	Memphis (AAA)	22	43	171	35	47	5	0	16	26	14	69	3	0	1	0	2	.275	.330	.585	.915
	ST. LOUIS	22	89	283	44	64	13	0	14	35	28	103	1	0	2	0	0	.226	.300	.421	.721
2023	ST. LOUIS	23	119	406	59	96	17	0	27	76	53	148	7	2	3	0	2	.237	.328	.478	.805
2024	ST. LOUIS	24	107	365	42	74	15	0	19	50	34	151	6	1	1	0	2	.203	.271	.400	.671
	Memphis	24	23	88	16	18	4	0	7	16	9	23	0	0	0	0	1	.205	.276	.489	.765
Major League Totals			315	1054	145	234	45	0	60	161	115	402	14	3	6	0	4	.222	.301	.435	.736
Minor League Totals			373	1432	236	381	72	8	80	223	140	435	13	7	13	0	10	.266	.335	.495	.830

Note: Major League Uniform Numbers Worn: 16 (2022-present)

WILD CARD SERIES RECORD

Year	Team	AGE	G	AB	R	H	2B	3B	HR	RBI	BB	SO	SB	CS	HBP	SH	SF	AVG	OBP	SLG	OPS
2022	STL vs. PHI	22	1	1	0	1	0	0	0	1	0	0	0	0	0	0	0	1.000	1.000	1.000	2.000

REGULAR SEASON FIELDING RECORD

Position	PCT	G	PO	A	E	TC	DP
Second Base	.978	248	383	619	23	1025	179
Third Base	.968	20	2	28	1	31	5
Outfield	---	1	0	0	0	0	0

CAREER TRANSACTIONS

- Selected by the St. Louis Cardinals in the first round (19th overall) of the 2018 MLB Draft.
- On St. Louis Injured List (lower back strain), August 14-24, 2023.
- On St. Louis Injured List (right hamstring strain), September 13, 2023-end of season.



CAREER NOTES

- Made defensive transition to second base before the 2021 season, and has appeared at second base in 248 Major League games. Also appeared in one game as an outfielder during a five-man infield shift.
- 2018 first round pick became the first player born in the year 2000 to be drafted by any Major League team.
- Became the first Cardinal in history to record a four-hit/four-RBI game in one of his first 10 Major League games (May 28, 2022 vs. Milwaukee).

Home Runs

- Has homered once every 17.57 at-bats over his three-year Major League career (60 HR in 1,054 AB), 5th-highest in franchise history among Cardinals with 1,000+ at-bats.
- Gorman & Rogers Hornsby hold the Top 7 and eight of the nine highest single-season home run marks by Cardinals primary second basemen (*min. 65% games played at 2B*).
- Blasted 19 home runs while playing second base in 2024, T-3rd in MLB and 5th-most among Cardinals in single-season history to Rogers Hornsby (20 in 1921, 42 in 1922, 39 in 1925, 25 in 1924).
- Is the 2nd-fastest Cardinal (255 games) to reach 50 career homers, trailing only Albert Pujols (220 games).
- Among all-time Cardinals through their first 315 career games, boasts the most multi-homer games (8) and 2nd-most home runs behind only Albert Pujols (71).
- Since Gorman's Major League debut, his eight career multi-homer efforts lead the Cardinals and rank T-14th in MLB (May 20, 2022-present).
- Has gone yard 60 times since his MLB debut season in 2022, 5th among primary second basemen behind Marcus Semien (78), Ketel Marte (73), Jose Altuve (65), and Gleyber Torres (64).
- Only Albert Pujols (160) and Joe Medwick (79) have hit more HR in Cardinals history before turning 25 than Gorman (60) who turns 25 on May 10.
- Among all-time Cardinals primary second basemen, Gorman's career 60 homers rank 4th to Red Schoendienst (65), Julián Javier (76), and Rogers Hornsby (193).
- Hit the 2nd of four consecutive franchise record-setting 1st inning homers off Kyle Gibson at Philadelphia on July 2, 2022 (Nolan Arenado, Gorman, Juan Ypez, & Dylan Carlson).

2023 Sophomore Season (27 Home Runs)

- Among players in their sophomore seasons, ranked 5th in MLB to Julio Rodriguez (32), Spencer Torkelson (31), Bobby Witt (30), and Gunnar Henderson (28). Among all-time Cardinals, only Ken Boyer (26 in 1956) & Albert Pujols (34 in 2002) homered more in their second season.
- Ranked 2nd in franchise single-season history age 23 or younger behind only Albert Pujols (37 in 2001; 34 in 2002; 43 in 2003).
- Ranked 2nd in MLB among primary second basemen to Ozzie Albies (33) and 3rd-most among Cardinals in history to Rogers Hornsby (42 in 1922 and 39 in 1925). - *minimum 70% games at second base*
- Become the first left-handed batter to lead St. Louis in homers (27) since Matt Carpenter (36 in 2018 & 28 in 2015).

LEFT-HANDED BATTERS TO LEAD ST. LOUIS CARDINALS IN HOME RUNS

Cardinal	HR	Year	Cardinal	HR	Year
Nolan Gorman	27	2023	Stan Musial	32	1951
Matt Carpenter	36	2018	Stan Musial	28	1950
Matt Carpenter	28	2015	Stan Musial	36	1949
Jim Edmonds	42	2000	Stan Musial	39	1948
Ray Lankford	31	1997	Johnny Mize	43	1940
Stan Musial	29	1957	Johnny Mize	28	1939
Stan Musial	33	1955	Jim Bottomley	29	1929
Stan Musial	35	1954	Jim Bottomley	31	1928
Stan Musial	30	1953			

SINGLE-SEASON HOME RUNS BY CARDINALS PRIMARY SECOND BASEMEN

Cardinals Rank	Season	Home Runs
1. Rogers Hornsby	1922	42
2. Rogers Hornsby	1925	39
3. Nolan Gorman	2023	27
4. Rogers Hornsby	1924	25
5. Rogers Hornsby	1921	21
6. Nolan Gorman	2024	19
7. Rogers Hornsby	1923	17
8. Red Schoendienst	1953	17
9. Nolan Gorman	2022	14

minimum 65% games played at second base

CAREER HOME RUNS BY CARDINALS PRIMARY SECOND BASEMEN

Cardinals Rank	Seasons	HR
1. Rogers Hornsby	1915-33	193
2. Julián Javier	1960-71	76
3. Red Schoendienst	1945-63	65
4. Nolan Gorman	2022-24	60

minimum 65% games played at second base

HOME RUNS BY MLB PRIMARY SECOND BASEMEN SINCE 2022

MLB Rank	Team	HR	Games
1. Marcus Semien	Rangers	78	482
2. Ketel Marte	Dbacks	73	423
3. Jose Altuve	Astros	65	384
4. Gleyber Torres	Yankees	64	452
5. Nolan Gorman	Cardinals	60	315
6. Ozzie Albies	Braves	51	311

SINGLE-SEASON HOME RUNS BY CARDINALS AGE 23 SEASON OR YOUNGER

Cardinals Rank	Home Runs	Age	Season
1. Albert Pujols	43	23	2003
2. Albert Pujols	37	21	2001
3. Albert Pujols	34	22	2002
4. Nolan Gorman	27	23	2023

**CAREER MILESTONES****Major League Debut**

May 20, 2022 at Pittsburgh

First Major League HitMay 20, 2022 at Pittsburgh
(2nd inning, single, off Zach Thompson)**First Major League Home Run**May 28, 2022 vs. Milwaukee
(1st inning, solo, off Adrian Houser)**AWARDS & HONORS****National League Player of the Month**

2023: St. Louis - May 15-21

International League Player of the Month

2022: Memphis (AAA) - April

Sirius/XM All-Star Futures Game Selection

2021: National League

2019: National League

Arizona Fall League Rising Star

2021: Glendale Desert Dogs

Double-A Central Player of the Week

2021: Springfield (AA) - June 7-13

MiLB.com Organization All-Star

2021: Memphis (AAA) & Springfield (AA) - 2B

2019: Peoria (A) & Palm Beach (High-A) - 3B

Midwest League Mid-Season All-Star

2019: Peoria (A)

Midwest League Player of the Week

2019: Peoria (A) - April 4-14

Baseball America Rookie All-Star

2018: Johnson City (R)

Appalachian League Postseason All-Star

2018: Johnson City (R)

Appalachian League Player of the Week

2018: Johnson City (R) - July 30 - Aug. 5

Baseball America High School**All-America Team - Corner Infield**

2018: Sandra Day O'Connor High School

U-18 Baseball World Cup Championship

2017: United States of America

2024**NL Ranks:** Barrel Pct. (16.7, 3rd), Barrels/PA pct. (9.0, 1st), Launch Angle Sweet Spot Pct. (40.3, 6th)

- Played the majority of the season in St. Louis before being optioned to Memphis (AAA) late in the season on Aug. 21.
- Hit 19 home runs in 365 at-bats with St. Louis, averaging a home run every 19.21 at-bats that would have led the team and ranked 18th in the NL, but did not have enough plate appearances to qualify.
- Gorman's barrel rate (16.7 percent) was in baseball's top two percentile.
- His 19 homers ranked 4th among Major League second basemen behind Ketel Marte (36), Marcus Semien (33), and Jose Altuve (20).
- Led the Cardinals in Barrel Rate, Launch Angle Sweet Spot Pct. and Barrels/PA pct., while ranking 2nd in overall barrels (36) to Paul Goldschmidt (46).
- Belted walk-off two-run homer in the bottom of the 9th inning off Arizona's Kyle Nelson after entering the game as a defensive replacement at second base on April 22.
- Hit 14 of his 19 homers with the Cardinals tied or trailing.
- Slashed .375/.432/.950 (15-40) with seven homers over an 11-game stint from May 21-June 4, leading the National League in homers (7), total bases (38), slugging and OPS (1.382).
- Homered on his 24th birthday at Milwaukee (May 10), becoming the 1st Cardinal to do so since Paul Goldschmidt did so when he turned 33 on Sept. 10, 2020 (G1) vs. Detroit.
- Hammered his 50th career homer on May 28 at Cincinnati after failing to lay down a bunt attempt.
- Homered for the 3rd straight game (career-high) on 6/4 at HOU, teaming with Alec Burleson for a Cardinals record of teammates homering in 3-straight games.
- Hit his 2nd career grand slam on 7/2 at PNC Park in PIT.
- Batted .600 (9-15) with three doubles & 4 RBI while hitting safely in all four games of 7/5-8 series at Washington.
- His 151 strikeouts ranked T10th all-time among Cardinals in a single season.
- Led St. Louis in defensive games (105) and innings (871.1) at second base while recording a .975 fielding percentage and turning 68 double plays.
- Optioned to Memphis (AAA) on Aug. 21 and slugged a team-leading seven homers over his final 23 games played with the Redbirds.



CAREER HOME RUNS BY A CARDINAL BEFORE TURNING AGE 25

Cardinals Rank	Home Runs	Seasons
1. Albert Pujols	160	2001-04
2. Joe Medwick	79	1932-36
3. Nolan Gorman	60	2022-present

MOST HOME RUNS IN 2023 BY MLB PLAYERS AGE 23 OR YOUNGER

MLB Rank	Team	HR	Age
1. Julio Rodriguez	Mariners	32	22
2. Spencer Torkelson	Tigers	31	23
3. Bobby Witt Jr.	Royals	30	23
4. Gunner Henderson	Orioles	28	22
5. Nolan Gorman	Cardinals	27	23

CAREER HOME RUNS BY A CARDINAL IN FIRST 315 CAREER GAMES

Cardinals Rank	Home Runs	Seasons
1. Albert Pujols	71	2001-02
2. Nolan Gorman	60	2022-24
3. Paul DeJong	57	2017-19

BACKGROUND/PERSONAL

- Graduated from Sandra Day O'Connor High School in Glendale, Ariz. in 2018.
- Batted .419 (116-277) with 32 HR, 118 RBI and 115 runs scored in his high school career.
- Hit .421 with 10 HR, 46 walks and a .640 OBP his senior season, helping lead O'Connor High School to the Arizona High School Class 6A State Championship over Mountain Ridge (7-1), playing against Matthew Liberatore.
- Is friend and a childhood teammate of Cardinals pitcher Matthew Liberatore.
- Both Gorman and Liberatore played on the same Gold Medal-winning World Cup team in 2017 in Canada.
- Named First Team Arizona High School All-State from 2016-18.
- Won three home run contests in less than a month while in high school in 2017: the High School Home Run Derby at the MLB All-Star Game at Marlins Park; the Under Armour All-America at Wrigley Field; and Area Code Games in Long Beach, Calif.
- Signed his letter of intent to the University of Arizona.
- Resides in Pompano Beach, Fla. with his wife, Madison.

2024 SEASON HIGHS

Most Hits: 3, twice. Last: 8/10 at Kansas City
Most Runs: 2, seven times. Last: 7/8 at Washington
Most 2Bs: 2, 7/6 at Washington
Most HRs: 2, twice. Last: 6/3 at Houston
Most RBI: 4, 7/2 at Pittsburgh
Most BBs: 2, four times. Last: 5/12 at Milwaukee
Most HBP: 1, 6/22 vs. San Francisco
Most SBs: 1, 6 times. Last: 6/26 vs. Atlanta
Longest Hitting Streak: 4 games, 3x. Last: 7/5-7/8

CAREER HIGHS

Most Hits: 4, twice. Last: 6/21/22 at Milwaukee
Most Runs: 3, 4x. Last: 9/6/23 at Atlanta
Most 2Bs: 2, 3x. Last: 7/6/24 at Washington
Most HRs: 2, 8x. Last: 6/3/24 at Houston
Most RBI: 5, 5/15/23 vs. Milwaukee
Most BBs: 3, 7/2/22 at Philadelphia
Most HBP: 2, 6/11/22 vs. Cincinnati
Most SBs: 1, 14x. Last: 6/26/24 vs. Atlanta
Longest Hitting Streak: 15 games, 5/8-5/25/23
Multi-HR Game: 8. Last: 6/3/24 at Houston
Pinch HR: 1, 5/12/23 at Boston (Kenley Jansen)
Grand Slams: 2. Last: 7/2/24 at Pittsburgh (Mitch Keller)
Game Ending HR: 1, 4/22/24 vs. Arizona (2-run off Kyle Nelson)
Extra Inning HR: n/a



GORDON
GRACEFFO

44

HT: 6-3 WT: 225 B/T: R/R BIRTH DATE: March 17, 2000 ML SERVICE: 0.004

(gruh-SEFF-oh)

FULL NAME: Gordon Joseph Graceffo

BORN: Cranford, New Jersey

OPENING DAY AGE: 25

BECAME A CARDINAL: Selected in the fifth round (150th overall) in the 2021 MLB Draft

CONTRACT STATUS: Signed through 2025

MLB DEBUT: June 29, 2024 vs. Cincinnati

RIGHT-HANDED PITCHER

COMPLETE RECORD

Year	Team	Age	W-L	ERA	G	GS	GF	HLD	SV	IP	H	R	ER	HR	HB	BB	SO	WHIP	BA	WP	SO%	BB%	BF
2021	Palm Beach (A)	21	1-0	1.73	11	1	2	1	1	26.0	28	9	5	1	2	9	37	1.42	.267	2	31.9	7.8	116
2022	Peoria (A+)	22	3-2	0.99	8	8	0	0	0	45.2	27	6	5	1	2	4	56	0.68	.170	1	33.9	2.4	165
	Springfield (AA)	22	7-4	3.94	18	18	0	0	0	93.2	76	44	41	16	3	24	83	1.07	.217	8	21.9	6.3	379
2023	Memphis (AAA)	23	4-3	4.92	21	18	0	2	0	86.0	87	50	47	9	2	45	81	1.54	.261	4	20.9	11.6	387
2024	Memphis (AAA)	24	10-8	4.85	27	26	1	0	0	130	152	79	70	20	4	50	107	1.55	.290	6	18.4	8.6	583
	ST. LOUIS	24	0-1	4.70	2	1	1	0	0	7.2	7	4	4	1	0	2	6	1.17	.250	0	19.4	6.5	31
Minor League Totals		25-17	3.97	85	71	3	3	1	381.1	370	188	168	47	13	132	364	1.32	.251	21	22.3	8.1	1630	
Major League Totals		0-1	4.70	2	1	1	0	0	7.2	7	4	4	1	0	2	6	1.17	.250	0	19.4	6.5	31	

Note: Major League Uniform Numbers Worn: 67 (2024)

REGULAR SEASON FIELDING RECORD

Position	PCT	G	PO	A	E	TC	DP
Pitcher	---	2	0	0	0	0	0

CAREER NOTES

- Enters the 2025 season rated as the No. 16 prospect in the Cardinals organization by *Baseball America*. Was ranked No. 9 in 2024.
- Rookie right-hander made two appearances (one start) for St. Louis in 2024, becoming one of nine Cardinals to make their Major League debuts last season.
- 2022 Cardinals Minor League Pitcher of the Year.
- Twice named Cardinals Minor League Pitcher of the Month in 2022, in April and May while with Peoria (A) and one start in Springfield (AA).
- Two-time Texas League Pitcher of the Week in June and September of 2022.
- Finished the 2022 season with a career-high 16.2 consecutive scoreless innings.
- Has thrown a season-high 7.0 innings seven times and struck out a career-high nine batters on three occasions.

AWARDS & HONORS

Cardinals Minor League Pitcher of the Year
2022: Peoria (A+)/Springfield (AA)

Cardinals Minor League Pitcher of the Month
2022: Peoria (A+) - April
2022: Peoria (A)/Springfield (AA) - May

Texas League Pitcher of the Week
2022: Springfield (AA) - June 13-19
2022: Springfield (AA) - Sept. 12-18



2024

- Primarily pitched at Memphis (AAA) while making two appearances (one start) for St. Louis during his Major League debut season.
- Was one of nine Cardinals to make his MLB debut during the season.
- Finished among International League leaders in wins (10, T-5th), win pct. (.556, 4th), ERA (4.85, 8th), innings pitched (130.0, 10th), and starts (26, T-10th).
- Ranked among Cardinals organizational leaders in wins (T-1st), innings pitched (5th), and starts (T-2nd).
- Made his Major League debut vs. Cincinnati on June 29 in which he pitched 4.1 innings, a Cardinals season-high for innings in relief to save the bullpen in a 9-4 loss.
- His 4.1 innings was the longest relief outing by a Cardinals rookie since Angel Rondon (5.0 IP on May 22, 2022 at Pittsburgh) the longest relief outing by a Cardinal in his MLB debut since John Martin in 1980, who threw 7.0 innings vs. Philadelphia on Aug. 27, 1980.
- Started and lost Game 2 of a doubleheader against the Royals on July 10 at Busch Stadium, yielding three runs over 3.1 innings.
- At the time of having contract selected on June 28, was 8-5 with a 3.84 ERA (75.0 IP) and 70 strikeouts in 14 starts with Memphis (AAA), ranking among Triple-A leaders in wins (8, T-1st), opponent OPS (.686, 4th), and ERA (3.84, 10th).
- Became the 6th Villanova alum to appear for the Cardinals, joining LHP/OF Mike O'Neill (1901-04), OF Ernie Lush (1910), C Mike Murphy (1912), 1B/PH Mike Pasquella (1919), and INF Steve Huntz (1967, '69).
- Struck out a season-high eight batters twice: April 18 at Gwinnett and May 21 at Durham.
- Threw back-to-back starts of 7.0 innings on May 14 and May 21, matching his minor league single-game career high.
- Threw his 2nd career complete game, coming in a 7.0-inning effort vs. Gwinnett in Game 1 of a doubleheader, tossing a career-high 115 pitches at AutoZone Park on May 14.
- Went 4-0 with a 2.05 ERA (22.0 IP) and 21 strikeouts in four June starts. Tied his career-high with a four-game winning streak.
- After being optioned to Memphis on July 11, finished the season with a 6.28 ERA (53.0 IP) in his final 12 starts.

2024 SEASON & CAREER HIGHS

Most IP: 4.1, 6/29/24 vs. Cincinnati
Most Strikeouts: 4, 6/29/24 vs. Cincinnati
Most Walks: 2, 6/29/24 vs. Cincinnati
Most Runs Allowed: 3, 7/10/24 [2] vs. Kansas City
Most Earned Runs Allowed: 3, 7/10/24 [2] vs. Kansas City
Most Hits Allowed: 4, 7/10/24 [2] vs. Kansas City
Most HRs Allowed: 1, 7/10/24 [2] vs. Kansas City
Longest Winning Streak: n/a
Longest Losing Streak: 1 game, 7/10/24 [2]-present
Longest Scoreless Streak: 3.0, 6/29-7/10
Pitches Thrown: 67, 6/29 vs. Cincinnati

BACKGROUND/PERSONAL

- Born in Wayne, N.J., but moved to Cranford, N.J., where he attended Cranford High School and earned three varsity letters in baseball. Was a four-year member of the academic high school honor roll.
- Played college baseball at Villanova University where he was a First Team All-Big East and ABCA/Rawlings Division I East Region selection in 2021.
- Ranked 5th in the NCAA Division I with a 1.54 ERA and 25th with an 0.96 WHIP, lowest WHIP in Villanova history.
- Posted three consecutive double-digit strikeout games (4/30-5/14/21).
- Started and was the winning pitcher in a 2-1 win over No. 3 Arizona State (2/15/20), the highest-ranked opponent victory in school history
- Pitched for Bourne in the 2021 Cape Cod League posting a 1-0 mark with an 0.69 ERA and 13 strikeouts in 13 innings.
- Resides in Cranford, N.J.



ANDRE GRANILLO

83

HT: 6-3 WT: 265 B/T: R/R BIRTH DATE: May 12, 2000 ML SERVICE: 0.000

(gruh-NEE-oh)**FULL NAME:** Andre Anthony Granillo**BORN:** Hemet, California**OPENING DAY AGE:** 24 (Turns 25 on May 12)**BECAME A CARDINAL:** Selected in 14th round (421st overall) of the 2021 MLB Draft**CONTRACT STATUS:** Signed through 2025**PITCHER (NON-ROSTER)**

COMPLETE RECORD

Year	Team	Age	W-L	ERA	G	GS	GF	HLD	SV	IP	H	R	ER	HR	HB	BB	SO	WHIP	BA	WP	SO%	BB%	BF
2021	Palm Beach (A)	21	2-3	1.50	14	0	12	0	2	18.0	10	12	3	1	0	9	23	1.06	.159	3	29.9	11.7	77
2022	Palm Beach (A)	22	3-1	2.87	10	0	9	0	2	15.2	10	6	5	2	0	9	26	1.21	.185	1	40.0	13.8	65
	Peoria (A+)	22	1-4	3.63	26	0	21	1	5	34.2	27	22	14	3	0	19	51	1.33	.214	4	34.0	12.7	150
	Springfield (AA)	22	0-1	22.50	3	0	1	0	1	2.0	7	5	5	0	0	2	5	4.50	.538	0	33.3	13.3	15
2023	Springfield (AA)	23	3-4	4.42	44	0	32	3	*14	55.0	42	33	27	6	1	25	72	1.22	.209	10	31.2	10.8	231
	Memphis (AAA)	23	0-0	6.08	9	0	5	0	0	13.1	10	11	9	2	1	13	17	1.73	.196	2	26.2	20.0	65
2024	Springfield (AA)	24	4-0	1.47	14	0	11	0	4	18.1	8	3	3	1	0	10	23	0.98	.129	0	31.9	13.9	72
	Memphis (AAA)	24	4-2	4.82	34	0	9	5	1	46.2	33	26	25	6	1	31	57	1.37	.192	7	27.9	15.2	204
MINOR TOTALS			17-15	4.02	154	0	100	9	29	203.2	147	118	91	21	3	118	274	1.30	.198	27	31.2	13.4	879

*Led League

CAREER NOTES

- Selected to Major League Spring Training as a non-roster invitee for the second time in his career.
- Pitched collegiately at University of California-Riverside (2019-21), where former All-Star closer and Cardinals reliever (2007) Troy Percival was head coach from 2015-20.
- Has struck out 274 batters over 203.2 innings of relief since being drafted in 2021 (12.11 strikeouts/9 IP).
- Since his professional debut in 2021, ranks 2nd among St. Louis farmhands with 29 saves and 154 appearances.
- Among Cardinals minor leaguers with a minimum of 170 innings pitched since 2021, ranks 3rd in both strikeouts/9 IP (12.11) and strikeout rate (31.2%), and 4th in swinging-strike rate (17.0%).
- Previously rated as having the "Best Slider" in the Cardinals organization in 2024 by *Baseball America*.
- Paced the 2023 Texas League in saves (14). Was the first Cardinals farmhand to do so since Josh Lucas (16 in 2016).
- Led the 2023 Cardinals organization and ranked among minor league leaders in games finished (37, T-9th), saves (14, T-15th), and appearances (53, T-11th) between Springfield (AA) and Memphis (AAA). Also finished 3rd in the organization in strikeout rate (30.1%), 4th in strikeouts/9 IP (11.72) and 5th in average against (.206).
- Pitched for the Scottsdale Scorpions in the 2023 Arizona Fall League following the season, going 1-0 with 1.80 ERA (10.0 IP), three saves, and 14 strikeouts in eight games.
- Participated in early workouts and seminars as part of the team's 2023 Spring Training Early Program (STEP Camp).
- Ranked among 2022 Cardinals minor league leaders in strikeouts/9 IP (14.1, 2nd), saves (8, T-4th), and appearances (39, T-10th).



2024

- Combined to go 8-2 with a 3.88 ERA (28 ER/65.0 IP) across 48 relief outings between Triple-A Memphis (34 appearances) and Double-A Springfield (14 app.).
- His 48 appearances ranked 3rd among Cardinals minor leaguers.
- Tied for the most single-season wins by a Cardinals minor leaguer while pitching exclusively as a reliever since Tyler Bray had 10 victories in 2017.
- Ranked 2nd among Memphis hurlers with a .192 (33-172) opponent batting average.
- Held opponents scoreless in 12 of his 14 appearances for Springfield, including each of his last eight games pitched before his promotion May 21 to Memphis.
- Did not allow a run in 11 of his first 12 outings for Memphis following his promotion, going 1-0 with a 0.61 ERA (1 ER/14.2 IP), 17 strikeouts and five hits allowed (0.95 WHIP).
- Was on the 7-day Injured List from June 24-July 2 with a right elbow tendon injury.

BACKGROUND/PERSONAL

- Graduated from West Valley High School in Hemet, Calif., where he played baseball and football.
- Pitched three seasons at the University of California-Riverside (2019-21), going 5-1 with a 5.98 ERA (55.2 IP), eight saves, 74 strikeouts, and 28 walks in 42 appearances.
- Former All-Star closer and Cardinal (2007) Troy Percival was UC Riverside's Head Coach for Granillo's first two seasons from 2019-20.
- Pitched for the Mankato MoonDogs in the Collegiate Summer 2020 Northwoods League and CoCotuit Kettleers in the 2021 Cape Cod League.
- Is a fan of the Los Angeles Chargers.
- Resides in Hemet, Calif.



GRANILLO, ANDRE

Right-handed pitcher Andre Granillo on the Cardinals Complex fields in Jupiter during Spring Training, February 16, 2025.



SONNY GRAY

54

HT: 5-10 WT: 185 B/T: R/R BIRTH DATE: November 7, 1989 ML SERVICE: 11.061

FULL NAME: Sonny Douglas Gray

BORN: Smyrna, Tennessee

OPENING DAY AGE: 35

BECAME A CARDINAL: Signed as a free agent, November 27, 2023

CONTRACT STATUS: Signed a three-year contract through 2026, with a club option for 2027

MLB DEBUT: July 10, 2013 at Pittsburgh

RIGHT-HANDED PITCHER

COMPLETE RECORD

Year	Team	Age	W-L	ERA	G	GS	GF	HLD	SV	IP	H	R	ER	HR	HB	BB	SO	WHIP	BA	WP	SO%	BB%	BF
2011	AZL Athletics (Rk)	21	0-1	4.50	1	1	0	0	0	2.0	4	1	1	0	0	0	2	2.00	.444	0	22.2	0.0	9
	Midland (AA)	21	1-0	0.45	5	5	0	0	0	20.0	15	1	1	0	0	6	18	1.05	.214	2	23.1	7.7	78
2012	Midland (AA)	22	6-9	4.14	26	26	0	0	0	148.0	148	73	68	8	4	57	97	1.39	.263	16	15.4	9.1	629
	Sacramento (AAA)	22	0-0	9.00	1	1	0	0	0	4.0	10	4	4	0	1	1	2	2.75	.500	1	8.3	4.2	24
2013	Sacramento (AAA)	23	10-7	3.42	20	20	0	0	0	118.1	117	51	45	5	0	39	118	1.32	.259	10	23.9	7.9	494
	OAKLAND	23	5-3	2.67	12	10	0	0	0	64.0	51	22	19	4	0	20	67	1.11	.214	2	25.7	7.7	261
2014	OAKLAND	24	14-10	3.08	33	33	0	0	0	219.0	187	84	75	15	7	74	183	1.19	.232	15	20.4	8.2	899
2015	OAKLAND	25	14-7	2.73	31	31	0	0	0	208.0	166	71	63	17	2	59	169	1.08	.217	13	20.3	7.1	831
2016	OAKLAND	26	5-11	5.69	22	22	0	0	0	117.0	133	80	74	18	2	42	94	1.50	.286	15	18.2	8.1	517
2017	OAKLAND	27	6-5	3.43	16	16	0	0	0	97.0	84	48	37	8	1	30	94	1.18	.229	7	23.5	7.5	400
	Nashville (AAA)#	27	1-0	0.00	1	1	0	0	0	6.0	2	0	0	0	0	0	7	0.33	.095	1	33.3	0.0	21
	Stockton (A+)#	27	1-0	0.00	1	1	0	0	0	5.0	1	0	0	0	0	0	6	0.20	.063	0	37.5	0.0	16
	NEW YORK (AL)	27	4-7	3.72	11	11	0	0	0	65.1	55	31	27	11	2	27	59	1.26	.222	4	21.2	9.7	278
2018	NEW YORK (AL)	28	11-9	4.90	30	23	2	0	0	130.1	138	73	71	14	8	57	123	1.50	.270	9	21.1	9.8	582
2019	CINCINNATI	29	11-8	2.87	31	31	0	0	0	175.1	122	59	56	17	7	68	205	1.08	.196	7	29.0	9.6	708
2020	CINCINNATI	30	5-3	3.70	11	11	0	0	0	56.0	42	26	23	4	2	26	72	1.21	.203	*7	30.6	11.1	235
2021	CINCINNATI	31	7-9	4.19	26	26	0	0	0	135.1	115	67	63	19	8	50	155	1.22	.225	9	27.0	8.7	575
	Louisville (AAA)#	31	0-0	0.00	1	1	0	0	0	3.0	1	0	0	0	1	3	4	1.33	.125	0	30.8	23.1	13
2022	MINNESOTA	32	8-5	3.08	24	24	0	0	0	119.2	99	44	41	11	6	36	117	1.13	.224	3	24.0	7.4	488
	Fort Myers (A)#	32	0-0	0.00	1	1	0	0	0	3.0	1	0	0	0	0	0	5	0.33	.091	0	45.5	0.0	11
2023	MINNESOTA	33	8-8	2.79	32	32	0	0	0	184.0	156	59	57	8	6	55	183	1.15	.226	6	24.3	7.3	754
2024	ST. LOUIS	34	13-9	3.84	28	28	0	0	0	166.1	142	79	71	21	3	39	203	1.09	.228	7	30.3	5.8	671
Major League Totals			111-94	3.51	307	298	2	0	0	1737.1	1490	743	677	167	54	583	1724	1.19	.229	104	24.0	8.1	7199
St. Louis Totals			13-9	3.84	28	28	0	0	0	166.1	142	79	71	21	3	39	203	1.09	.228	7	30.3	5.8	671
Minor League Totals			19-17	3.46	57	57	0	0	0	309.1	299	130	119	13	6	106	259	1.31	.256	30	20.0	8.2	1295

* Led League + Tied for League Lead

Minor League Rehabilitation Assignment

Note: Major League Uniform Numbers Worn: 54 (2013-17), 55 (2017-18), 54 (2019-present).



WILD CARD SERIES RECORD

Year	Team	Age	W-L	ERA	G	GS	GF	HLD	SV	IP	H	R	ER	HR	HB	BB	SO	WHIP	BA	WP	SO%	BB%	BF
2023	MIN vs. TOR	33	1-0	0.00	1	1	0	0	0	5.0	5	0	0	0	0	2	6	1.40	.278	1	28.6	9.5	21

DIVISION SERIES RECORD

Year	Team	Age	W-L	ERA	G	GS	GF	HLD	SV	IP	H	R	ER	HR	HB	BB	SO	WHIP	BA	WP	SO%	BB%	BF
2013	OAK vs. DET	23	0-1	2.08	2	2	0	0	0	13.0	10	3	3	1	0	6	12	1.23	.217	0	22.6	11.3	53
2017	NY Yankees vs. CLE	27	0-1	8.10	1	1	0	0	0	3.1	3	3	3	1	1	4	2	2.10	.250	1	11.8	23.5	17
2023	MIN vs. HOU	33	0-1	9.00	1	1	0	0	0	4.0	8	5	4	2	0	1	6	2.25	.400	0	27.3	4.6	22
D.S. TOTALS			0-3	4.43	4	4	0	0	0	20.1	21	11	10	4	1	11	20	1.57	.269	1	21.7	12.0	92

LEAGUE CHAMPIONSHIP SERIES RECORD

Year	Team	Age	W-L	ERA	G	GS	GF	HLD	SV	IP	H	R	ER	HR	HB	BB	SO	WHIP	BA	WP	SO%	BB%	BF
2017	NY Yankees vs. HOU	27	0-0	1.80	1	1	0	0	0	5.0	1	2	1	0	1	2	4	0.60	.063	1	20.0	10.0	20

ALL-STAR GAME RECORD

Year	Team	Age	W-L	ERA	G	GS	GF	HLD	SV	IP	H	R	ER	HR	HB	BB	SO	WHIP	BA	WP	SO%	BB%	BF
2015	American	25	ELIGIBLE -- DID NOT PITCH																				
2019	National	29	ELIGIBLE -- DID NOT PITCH																				
2023	American	33	0-0	0.00	1	0	0	1	0	1.0	0	0	0	0	0	1	2	1.00	.000	0	50.0	25.0	4
All-Star Totals			0-0	0.00	1	0	0	1	0	1.0	0	0	0	0	0	1	2	1.00	.000	0	50.0	25.0	4

REGULAR SEASON FIELDING RECORD

Position	PCT	G	PO	A	E	TC	DP
Pitcher	.968	307	174	217	13	404	17

- 2015: Led Major League pitchers in putouts (37).
Set Athletics single-season record for putouts by a pitcher (37).
Tied for 1st among MLB pitchers in fielding pct. (1.000)
- 2023: Tied for 1st among MLB pitchers in fielding pct. (1.000)
- 2024: Tied for 1st among MLB pitchers in fielding pct. (1.000)

REGULAR SEASON BATTING RECORD

	G	AB	R	H	2B	3B	HR	RBI	BB	SO	SB	CS	HBP	SH	SF	AVG	OBP	SLG	OPS
Major League Totals	176	99	8	14	0	1	0	3	3	35	0	0	0	16	0	.141	.167	.162	.328

Last Hit: 9/1/21 vs. St. Louis (single off J.A. Happ)



CAREER TRANSACTIONS

- Selected by the Chicago Cubs in the 27th round (821st overall) of the June, 2008 First-Year Player Draft, but did not sign.
- Selected by the Oakland Athletics in the first round (18th overall) of the June, 2011 First-Year Player Draft.
- On Oakland Athletics Injured List (right trapezius strain), May 22 to June 5, 2016.
- On Oakland Athletics Injured List (right forearm strain), August 7 to September 28, 2016.
- On Oakland Athletics Injured List (right shoulder strain), April 1 to May 1, 2017; included injury rehabilitation assignment to Stockton (A) and Nashville (AAA).
- Acquired by the New York Yankees along with International Bonus Slot Money in exchange for OF Dustin Fowler, RHP James Kaprielian and INF Jorge Mateo, July 31, 2017.
- Acquired by the Cincinnati Reds along with LHP Reiver Sanmartin from the New York Yankees in exchange for INF/OF Shed Long and 2019 Competitive Balance Round A pick, January 21, 2019.
- On Cincinnati Reds Injured List (right mid-back strain), September 13-21, 2020.
- On Cincinnati Reds Injured List (back spasms), April 1-17, 2021.
- On Cincinnati Reds Injured List (right groin strain), June 9 to July 2, 2021; included injury rehabilitation assignment to Louisville (AAA).
- On Cincinnati Reds Injured List (strained right rib cage), July 8-18, 2021.
- Acquired by the Minnesota Twins along with minor league RHP Francis Peguero from the Cincinnati Reds in exchange for minor league RHP Chase Petty, March 13, 2022.
- On Minnesota Twins Injured List (strained right hamstring), April 17 to May 7, 2022; included injury rehabilitation assignment to Fort Myers (A).
- On Minnesota Twins Injured List (right pectoral strain), June 2-15, 2022.
- On Minnesota Twins Injured List (strained right hamstring), September 20, 2022-end of season.
- Signed a three-year contract with the St. Louis Cardinals through the 2026 season with a club option for 2027, November 27, 2023.
- On St. Louis Cardinals Injured List (strained right hamstring), March 25-April 8, 2024.
- On St. Louis Cardinals Injured List (right forearm flexor tendinitis), September 21, 2024-end of season.

2024 SEASON HIGHS

Most IP: 7.2, Last: 6/17 at Miami
Most Strikeouts: 12, 4/21 vs. Milwaukee
Most Walks: 4, 6/6 vs. Colorado
Most Runs Allowed: 6, three times. Last: 8/12 at Cincinnati
Most Earned Runs Allowed: 6, twice. Last: 8/12 at Cincinnati
Most Hits Allowed: 9, twice. Last: 9/18 vs. Pittsburgh
Most HRs Allowed: 4, 7/20 at Atlanta
Longest Winning Streak: 3 games, 5/14-5/26
Longest Losing Streak: 3 games, 8/12-8/24
Longest Scoreless Streak: 17.0 innings, 4/9-4/21
Pitches Thrown: 106, 8/6 vs. Tampa Bay

CAREER HIGHS

Most IP: 9.0, 5x. Last: 8/7/15 vs. Houston
Most Strikeouts: 13, 4/7/23 vs. Houston
Most Walks: 7, 5/3/15 at Texas
Most Runs Allowed: 8, 7/25/21 vs. St. Louis
Most Earned Runs Allowed: 8, 7/25/21 vs. St. Louis
Most Hits Allowed: 11, twice. Last: 5/3/16 vs. Seattle
Most HRs Allowed: 4, 7/20/24 at Atlanta
Longest Winning Streak: 6 games, twice. Last: 6/18-7/26/14
Longest Losing Streak: 7 games, 4/11/16-7/6/16
Longest Scoreless Streak: 23.0, 8/4-8/20/19
Complete Games: 6. Last: 9/12/17 at Tampa Bay
Low-Hit Complete Game: 2, twice. Last: 7/12/15 at Cleveland
Shutouts: 4. Last: 7/28/15 at Los Angeles Dodgers
10+ Strikeout Games: 17. Last: 7/20/24 at Atlanta (10)
Last Relief Appearance: 9/29/18 at Boston
Pitches Thrown: 119, 5/3/15 at Texas



**SINGLE-SEASON STRIKEOUTS
BY A CARDINALS PITCHER**

Cardinals Rank	Season	Strikeouts	IP
1. Bob Gibson	1970	274	294.0
2. Bob Gibson	1965	270	299.0
3. Bob Gibson	1969	269	314.0
4. Bob Gibson	1968	268	304.2
5. Bob Gibson	1964	245	287.1
6. Jack Flaherty	2019	231	196.1
7. Sam Jones	1958	225	250.0
Bob Gibson	1966	225	280.1
9. Adam Wainwright	2013	219	241.2
10. Carlos Martínez	2017	217	205.0
11. Chris Carpenter	2005	213	241.2
Adam Wainwright	2010	213	230.1
13. Adam Wainwright	2009	212	233.0
14. Steve Carlton	1969	210	236.1
15. Bob Gibson	1962	208	233.2
Bob Gibson	1972	208	278.0
José DeLeón	1988	208	225.1
18. Bob Gibson	1963	204	254.2
19. Sonny Gray	2024	203	166.1
20. José DeLeón	1989	201	244.2

**HIGHEST SINGLE-SEASON
STRIKEOUTS/9 IP BY A CARDINAL**

Cardinals Rank	Season	SO/9	SO	IP
1. Sonny Gray	2024	10.98	203	166.1
2. Jack Flaherty	2019	10.59	231	196.1
3. Rick Ankiel	2000	9.98	194	175.0
4. Carlos Martínez	2017	9.53	217	205.0

**HIGHEST SINGLE-SEASON
STRIKEOUT PERCENTAGE BY A CARDINAL**

Cardinals Rank	Season	SO%	SO	BF
1. Sonny Gray	2024	30.3	203	671
2. Jack Flaherty	2019	29.9	231	772
3. Rick Ankiel	2000	26.4	194	735
4. Carlos Martínez	2017	25.3	217	858

**HIGHEST SINGLE-SEASON
STRIKEOUT/WALK RATIO BY A CARDINAL**

Cardinals Rank	Season	SO	BB	SO/BB
1. Adam Wainwright	2013	219	35	6.26
2. Sonny Gray	2024	203	39	5.21
3. Miles Mikolas	2018	146	29	5.03
4. Miles Mikolas	2024	122	25	4.88

**HIGHEST SINGLE-SEASON
SWING & MISS PERCENT BY A CARDINAL**

Rank	Season	%Swg Miss
1. Jack Flaherty	2019	30.7%
2. Sonny Gray	2000	29.9%
3. José DeLeón	1989	26.3%

Since 1988

CAREER NOTES

- Signed a three-year (2024-26) free agent contract with St. Louis following the 2023 Thanksgiving holiday, with a fourth year club option for the 2027 season.
- The Cardinals are his fifth Major League team, after the Athletics (2013-17), Yankees (2017-18), Reds (2019-21), and Twins (2022-23).
- Ranks among active Major League leaders in wins (111, 10th), starts (298, 12th), innings pitched (1,737.1, 13th), strikeouts (1,724, 14th), ERA (3.51, 7th), opponent average (.229, 7th), SO/9 (8.93, 12th), HR/9 (0.87, 4th), WHIP (1.19, 10th), and wild pitches (104, 1st).
- Has been the Opening Day starting pitcher three times (Oakland 2013 & 2014; Cincinnati 2020), going 2-0 with an 0.45 ERA in his three starts.
- Was scratched from making the Athletics Opening Day start in 2016 due to food poisoning, and was named 2024 Opening Day starter for the Cardinals before getting injured.
- Has begun his season on the Injured List three times: 2024 (right hamstring strain), 2021 (back spasms), and 2017 (right shoulder strain).
- Has missed a total of 200 games due to injury over his 12-year Major League career with St. Louis (20), Minnesota (41), Cincinnati (53), and Oakland (86).
- The Diamondbacks and Rockies are the only two remaining MLB teams Gray has never beaten in his career.
- Since 2014, Gray and Kyle Gibson are the only two MLB pitchers with 10 or more seasons of 20 or more starts (2014-19, 2021-24).
- Is a career 1-3 with a 3.26 ERA (30.1 IP) with 30 strikeouts in six postseason starts. Earned his only postseason win in the 2023 American League Wild Card Series over Toronto, Minnesota's first postseason series win since 2002.
- Set the MLB record for most regular season starts (48) holding his opposition to six hits or fewer (Aug. 25, 2018 - May 5, 2021), excluding "openers".
- Posted career-best and MLB-leading 0.39 HR/9 IP in 2023, the lowest single-season mark by any starting pitcher (min. 180 innings pitched) since his career began in 2013.
- Made seven of his final nine appearances of 2018 out of the bullpen for the Yankees. Is a career 2-0 with a 2.11 ERA in nine relief appearances over his career. His last MLB relief appearances was Sept. 29, 2018 at Boston. Went five years between relief appearances.
- Combined with Evan Scribner on a one-hitter to open the 2015 season for the Athletics vs. Texas (April 6, 2015). Became the first pitcher to throw at least 8.0 innings with one hit or fewer on Opening Day since Cleveland's Bob Lemon on April 14, 1953 vs. Chicago White Sox.
- Established an Athletics fielding record by a pitcher with 37 putouts in 2015, the most by a pitcher in a single season since Dodgers Kevin Brown (41 in 1999) and snapping the Athletics previous franchise record that lasted 114 years, by Chick Fraser (35 in 1901).
- Gray (Sept. 28, 2014 at Texas) and Dave Stewart (Sept. 25, 1990 at KC) are the only two Athletics to throw a complete game shutout to clinch a postseason appearance.

**Strikeouts**

- Struck out 203 batters in his first season in St. Louis, 19th-most in Cardinals single-season history.
- Became the 9th pitcher in Cardinals single-season history (20th instance) to reach 200 strikeouts and first since Jack Flaherty (231 in 2019).
- His 203 strikeouts through his first 28 starts with St. Louis are the most in franchise history and rank 26th all-time for a pitcher's first 28 starts with any MLB franchise.
- Gray's 203 strikeouts are the 2nd-most by a pitcher in their first season with St. Louis behind only José DeLeón's 208 strikeouts in 1988.
- Established new single-season Cardinals records in strikeouts/9 IP (10.98) and strikeout percentage (30.3%) in 2024, surpassing Jack Flaherty (10.59, 29.9%) in 2019.
- Became the 9th Cardinal in history to record 100+ strikeouts in his first 14 starts of any season. Bob Gibson leads with four such seasons (1965, 1966, 1969, 1970).
- Fanned 183 his first full season in 2014, ranked 10th in Athletics single-season history and 3rd-most by a pitcher age 24 or younger behind 21-year old Vida Blue (301 in 1971) and 23-year old Barry Zito (205 in 2001).
- Finished two strikeouts shy of tying his single-season career high of 205 with the Reds in 2019.

Awards

- Finished 2nd in the 2023 American League Cy Young Award voting behind Yankees Gerrit Cole, who received 30 unanimous 1st place votes. Gray received 20 2nd place votes and six 3rd place. Also ranked 18th in AL MVP voting.
- Was one of five starting pitchers named to the 2023 All-MLB Second Team.
- In 2015, finished 3rd in the American League Cy Young vote behind Dallas Keuchel and David Price.
- Finished 2nd in MLBPA's 2019 National League Comeback Player of the Year behind Braves Josh Donaldson.
- Three-time Major League Baseball All-Star, earning selections in 2015 (American), 2019 (National) and 2023 (American). Made one appearance in the exhibition, pitching a scoreless inning in 2023 at T-Mobile Park in Seattle striking out Mookie Betts and Ronald Acuña, Jr.
- Twice named 2014 American League Pitcher of the Month in April (4-1, 2.06 ERA) and July (5-0, 1.03 ERA), becoming only the 3rd pitcher in Athletics history with Dave Stewart (1990) and Barry Zito (2001).

MOST STRIKEOUTS IN FIRST 28 STARTS WITH AN MLB FRANCHISE

MLB Rank	Team	SO	Season(s)
1.	Randy Johnson	Dbacks	292 1999
2.	Chris Sale	Red Sox	270 2017
3.	Nolan Ryan	Rangers	264 1989
4.	Gerrit Cole	Astros	243 2018
5.	Kerry Wood	Cubs	243 1998-2000
6.	Roger Clemens	Blue Jays	237 1997
7.	Hideo Nomo	Dodgers	236 1995
8.	Dwight Gooden	Mets	235 1984
9.	Justin Verlander	Astros	233 2017-18
10.	Steve Carlton	Phillies	232 1972
11.	Max Scherzer	Nationals	225 2015
12.	Gerrit Cole	Yankees	223 2020-21
13.	Chris Sale	Braves	219 2024
14.	Mark Prior	Cubs	216 2002-03
15.	Yu Darvish	Rangers	214 2012
16.	Carlos Rodón	Giants	212 2022
17.	Nolan Ryan	Angels	212 1972
18.	Matt Harvey	Mets	211 2012-13
19.	Javier Vázquez	Braves	208 2009
20.	Óliver Pérez	Pirates	208 2003-04
21.	Pedro Martínez	Red Sox	208 1998
22.	Noah Syndergaard	Mets	204 2015-16
23.	Cliff Lee	Phillies	204 2011
24.	Kevin Brown	Padres	204 1998
25.	Rick Sutcliffe	Cubs	204 1984-85
26.	Sonny Gray	Cardinals	203 2024
27.	Lance Lynn	Rangers	202 2019

MOST STRIKEOUTS IN FIRST 28 STARTS WITH ST. LOUIS

Cardinals Rank	Strikeouts	Season(s)
1.	Sonny Gray	203 2024
2.	Jack Flaherty	174 2017-18
3.	Rick Ankiel	168 1999-2000
4.	José DeLeón	166 1988
5.	Luke Weaver	163 2016-18

LOWEST SINGLE SEASON HOME RUNS/9 IP SINCE 2013

MLB Rank	Year Team	IP	HR/9 IP
1.	Garrett Richards	2014 LAA	168.2 0.27
2.	Dallas Keuchel	*2020 CWS	63.1 0.28
3.	Matt Harvey	2013 NYM	178.1 0.35
4.	Corbin Burnes	2021 MIL	167.0 0.38
	Zack Wheeler	*2020 PHI	71.0 0.38
6.	Sonny Gray	2023 MIN	184.0 0.39
	Jake Arrieta	2015 CHI	229.0 0.39
8.	Adam Wainwright	2014 STL	227.0 0.40
9.	Clayton Kershaw	2014 LAD	198.1 0.41
	Gio González	2015 WSH	175.2 0.41

*COVID-19 Shortened Season (60 Games)



2024 STATCAST INDIVIDUAL PITCH
ARSENAL LEADERBOARD (MIN. 150 PA)

MLB Rank	Team	Pitch	SO%
1. Sonny Gray	Cardinals	Sweeper	57.1
2. Framber Valdez	Astros	Curveball	44.9
3. Carlos Rodón	Yankees	Slider	43.3
4. Chris Sale	Braves	Slider	41.6
5. Reynaldo Lopez	Braves	Slider	40.3

MLB Rank	Team	Pitch	SO
1. Dylan Cease	Padres	Slider	141
2. Chris Sale	Braves	Slider	123
3. Sonny Gray	Cardinals	Sweeper	112

MLB Rank	Team	Pitch	Whiff%
1. Cole Ragans	Royals	Changeup	47.8
2. Tarik Skubal	Tigers	Changeup	46.1
3. Dylan Cease	Padres	Slider	44.7
4. Sonny Gray	Cardinals	Sweeper	44.4
5. Reynaldo Lopez	Braves	Slider	44.3

MLB Rank	Team	Pitch	Put Away%
1. Cade Smith	Guardians	4-Seam FB	31.4
2. Tarik Skubal	Tigers	Changeup	30.6
3. Garrett Crochet	White Sox	Cutter	29.4
4. Chris Sale	Braves	Slider	29.0
5. Bryan Abreu	Astros	Slider	29.0
6. Mason Miller	Athletics	4-Seam FB	28.4
7. Sonny Gray	Cardinals	Sweeper	27.9

MLB Rank	Team(s)	Pitch	BA
1. Framber Valdez	Astros	Curveball	.121
2. Tanner Scott	MIA/SD	4-Seam FB	.134
3. Tanner Bibee	Guardians	Cutter	.141
4. Sonny Gray	Cardinals	Sweeper	.142
5. Zac Gallen	Dbacks	Curveball	.148

MLB Rank	Team(s)	Pitch	SLG
1. Tanner Scott	MIA/SD	4-Seam FB	.179
2. Framber Valdez	Astros	Curveball	.187
3. Sonny Gray	Cardinals	Sweeper	.205
4. David Robertson	Rangers	Cutter	.209
Emmanuel Clase	Guardians	Cutter	.209

MLB Rank	Team(s)	Pitch	wOBA
1. Sonny Gray	Cardinals	Sweeper	.182
2. Framber Valdez	Astros	Curveball	.191
3. Emmanuel Clase	Guardians	Cutter	.194
4. Justin Steele	Cubs	Slider	.201
5. Zac Gallen	Dbacks	Curveball	.207

2024 STATCAST SWORD LEADERS

MLB Rank	Team	Swords
1. Corbin Burnes	Orioles	52
2. Carlos Rodón	Yankees	37
3. George Kirby	Mariners	36
4. Sonny Gray	Cardinals	35
Dylan Cease	Padres	35

2024

NL Ranks: Wins (13, T-7th), Home Wins (9, 3rd), Decisions (22, T-7th), Strikeouts (203, 4th), Opponent BA (.228, 9th), Hits/9IP (7.68, 8th), Baserunners/9 IP (9.96, 5th), SO/9 IP (10.98, 2nd), Strikeout % (30.3, 2nd), WHIP (1.09, 6th), SO/BB (5.21, 3rd), FIP (3.20, 5th).

- Made 28 starts in his first season with St. Louis while missing 20 games due to a right hamstring strain suffered during Spring Training and season-ending right forearm flexor tendinitis.
- Became the 9th pitcher in Cardinals single-season history (20th instance) to reach 200 strikeouts and first since Jack Flaherty (231 in 2019).
- His 203 strikeouts were the 2nd-most by a pitcher in their first season with St. Louis behind only José DeLeón (208 in 1988).
- Established new single-season Cardinals records in strikeouts/9 IP (10.98) and strikeout percentage (30.3%) in 2024, surpassing Jack Flaherty (10.59, 29.9%) in 2019.
- His 203 strikeouts in his first 28 starts with the Cardinals were the most in franchise history.
- Became the 9th Cardinal in history to record 100+ strikeouts in his first 14 starts of any season. Bob Gibson leads with four such seasons (1965, 1966, 1969, 1970).
- Finished two strikeouts shy of tying his single-season career high of 205 with the Reds in 2019.
- Recorded a 57.1 strikeout pct. on his Sweeper (fanning 112 in 196 plate appearances), MLB's best strikeout pct. of any pitch (minimum 150 plate appearances).
- 112 of his 203 strikeouts came on his Sweeper, 3rd-highest strikeout total for any individual MLB pitch behind Dylan Cease's Slider (141 SO) and Chris Sale's Slider (123 SO).
- His 34.0% Put Away Pct. on his Sinker was the 2nd-highest of any MLB pitcher's pitch behind teammate Ryan Helsley's slider (34.8%). - *minimum 100 plate appearances*
- With two strikes, ranked among qualified MLB pitchers in WHIP (0.539, 1st), SO/9 (18.58, 1st), strikeout percentage (58.0, 2nd), putaway percentage (8.1, 2nd), opponent average (.106, 4th), opponent OBP (.160, 2nd), opponent slugging (.161, 4th), and opponent OPS (.321, 2nd).
- Allowed one earned run or fewer in 11 starts (St. Louis was 11-0).
- The Cardinals were 17-11 in his 28 starts, and 17-2 in games when giving Gray two runs or more in run support (Gray was 13-0). Was 0-9 when receiving one or zero runs.
- Yielded a career high 21 home runs, but only five at Busch Stadium.
- His team-leading 13 wins were his most since a career-high 14 victories in back-to-back seasons with Oakland (2014-15).
- Despite missing first the 11 games of season, his 121 strikeouts prior to All-Star break were the most by Cardinal since Carlos Martinez fanned 128 in 2017 (18 starts).

**CAREER MILESTONES****Major League Debut**

July 10, 2013 at Pittsburgh

First Major League Start

August 10, 2013 at Toronto

First Major League Win

August 15, 2013 vs. Houston

First Major League Strikeout

July 10, 2013 at Pittsburgh
(5th inning, Clint Barmes, swinging)

50th Career Win

April 7, 2018 vs. Baltimore

500th Career Strikeout

July 26, 2016 at Texas
(1st inning, Jurickson Profar, swinging)

1,000th Career Strikeout

July 24, 2020
(5th inning, Austin Romine, swinging)

1,500th Career Strikeout

September 11, 2023 vs. Tampa Bay
(1st inning, Taylor Walls, looking)

100th Career Win

April 15, 2024 at Oakland

- Opened the season with 17.0 scoreless innings (April 9-21), longest by a Cardinals starting pitcher in 2024 and longest by any Cardinals starting pitcher to open a season since Woody Williams (24.2 IP) in 2003, who set the franchise record in the Divisional Era (1969-present). - *Elias*
- Made his Cardinals debut on April 9 vs. Philadelphia. Joined John Smoltz (Aug. 23, 2009 at San Diego - 5 IP, 3 H, 0 R, 0 BB, 9 K) as the 2nd Cardinal since 1901 (37th MLB pitcher overall) to pitch 5.0+ scoreless innings with 5 hits or fewer, zero walks, and 5+ strikeouts in his first game with the franchise.
- Struck out Bryce Harper (swinging) for his first strikeout in a Cardinals uniform.
- Struck out a season-high 12 vs. Milwaukee (April 21), his most since a career-high 13 vs. Houston (April 7, 2023).
- Only Jaime Garcia (0.46 in 2011) had a lower Home ERA over his first five home starts to begin a season at Busch Stadium III than Gray (0.93).
- Threw a season-high 7.0 scoreless innings in a 3-0 win over the White Sox on May 3, lowering his ERA to 0.89, the lowest by a Cardinal in his first five starts with the club since 1910.
- Retired the first 20 batters faced vs. San Francisco (June 23), the 2nd-most consecutive batters retired to begin a start during his career (April 6, 2015 vs. Texas - 21 batters).
- Recorded a decision in his first 12 starts to begin his Cardinals career, 7th Cardinal since 1901 to hit the 12 mark and first since Kip Wells (2007).
- Earned his 10th win on July 20 (G2) at Atlanta, striking out 10 in 7.0 IP. Allowed a career high four homers (all solo) but gained his 1st career win against Atlanta. It was the 2nd time in his career with double-digit strikeouts against zero walks (also Aug. 8, 2023 at Detroit).
- Began the season on the 15-day Injured List with right hamstring injury suffered during Spring Training on March 4. His season ended early due to right forearm flexor tendinitis, missing the final eight games.

AWARDS & HONORS**All-MLB Second Team**

2023: Minnesota - SP

American League All-Star

2015: Oakland
2023: Minnesota

National League All-Star

2019: Cincinnati

American League Pitcher of the Month

2014: Oakland - April
2014: Oakland - July

American League Player of the Week

2014: Oakland - Sept. 23-29

Pacific Coast League Mid-Season All-Star

2013: Sacramento (AAA)

Johnny Vander Meer Award

2019: Cincinnati

Baseball America Summer Player of the Year

2010: Vanderbilt



BACKGROUND/PERSONAL

- Graduated from Smyrna (Tenn.) High School.
- A two-sport athlete, lettered all four years in baseball and three years in football. Played quarterback and led Smyrna to back-to-back Tennessee High School state championships. Was also Homecoming King.
- Originally selected by the Chicago Cubs in the 27th round of the 2008 MLB Draft out of Smyrna High School, but did not sign. Drafted by the Oakland Athletics in the 1st round (18th overall) of the 2011 Major League Draft out of Vanderbilt University.
- Wrote in his high school bio that 10 years from now he hopes to be playing Major League Baseball and accomplished that goal.
- Played college baseball at Vanderbilt University where he finished his career ranking 2nd all-time in wins (27) and 4th in strikeouts (317). Led the Commodores to their first ever College World Series appearance in 2011 posting a 12-4 record with a 2.43 ERA.
- Pitched for Team USA in 2010 and 2011.
- 2010 Baseball America Summer Player of the Year.
- Let his son, Gunnar, draft his fantasy football team in 2022 and it made the postseason in the Minnesota Twins team league, despite drafting quarterbacks Jalen Hurts and Patrick Mahomes in back-to-back rounds.
- Had his children watch Little Big League after being traded from Cincinnati to Minnesota to help them acclimate to his new team, which was the featured MLB team in the movie.
- Made an acting appearance in high school in Smyrna High School's production of Disney's "High School Musical". Played Troy Bolton, which involved a significant amount of singing and dancing to songs "Start of Something New", "Get'cha Head in the Game" and "We're All in This Together."
- Is often times seen carrying a baseball with him serving as a touchstone to his craft.
- He and his wife, Jessica, have two sons: Gunnar and Declan. The family resides in Nashville, Tenn.



Starting pitcher Sonny Gray makes his Cardinals regular season debut in a start vs. Philadelphia, April 9, 2024 at Busch Stadium III.



MICHAEL
HELMAN

13

HT: 6-0 WT: 180 B/T: R/R BIRTH DATE: May 23, 1996 ML SERVICE: 0.029

FULL NAME: Michael James Helman
BORN: Lincoln, Nebraska
OPENING DAY AGE: 28 (Turns 29 on May 23)
BECAME A CARDINAL: Acquired from the Minnesota Twins in exchange for cash considerations, February 6, 2025
CONTRACT STATUS: Signed through 2025
MLB DEBUT: September 3, 2024 at Tampa Bay

INFILDER/OUTFIELDER 

COMPLETE BATTING RECORD

Year	Team	AGE	G	AB	R	H	2B	3B	HR	RBI	BB	SO	SB	CS	HBP	SH	SF	AVG	OBP	SLG	OPS
2018	Elizabethton (Rk)	22	12	40	8	15	0	1	2	7	3	4	6	1	2	0	1	.375	.435	.575	1.010
	Cedar Rapids (A)	22	27	107	20	38	6	1	2	15	6	14	4	5	3	0	2	.355	.398	.486	.884
2019	Fort Myers (A+)	23	82	284	26	56	13	1	3	25	17	40	3	3	1	1	3	.197	.243	.282	.524
2020		24	DID NOT PLAY -- NO MILB SEASON																		
2021	Cedar Rapids (A+)	25	111	398	71	98	21	4	19	57	51	87	21	5	3	0	1	.246	.336	.462	.798
2022	Wichita (AA)	26	39	144	34	40	6	2	6	20	21	32	10	0	0	0	1	.278	.368	.472	.840
	St. Paul (AAA)	26	96	368	67	92	17	1	14	40	40	80	30	5	3	0	4	.250	.325	.416	.741
2023	St. Paul (AAA)	27	27	108	22	32	7	1	6	31	7	16	5	1	3	0	0	.296	.356	.546	.902
	Wichita (AA)	27	6	22	2	5	1	0	1	5	1	5	0	0	0	0	1	.227	.250	.409	.659
	Fort Myers (A)	27	5	19	7	8	3	1	0	4	3	3	3	0	2	0	0	.421	.542	.684	1.226
2024	St. Paul (AAA)	28	72	277	49	75	18	0	14	47	29	76	12	1	6	0	2	.271	.350	.487	.838
	MINNESOTA	28	9	10	2	3	2	0	0	0	0	3	0	0	0	0	0	.300	.300	.500	.800
Major League Totals			9	10	2	3	2	0	0	0	0	3	0	0	0	0	0	.300	.300	.500	.800
Minor League Totals			477	1767	306	459	92	12	67	251	178	357	94	21	23	1	15	.260	.333	.439	.772

Note: Major League Uniform numbers Worn: 92 (2024)

CAREER TRANSACTIONS

- Selected by Minnesota Twins in the 11th round (334th overall) in the 2018 June, First-Year Player Draft.
- Acquired by the St. Louis Cardinals from the Minnesota Twins in exchange for cash considerations, February 6, 2025.

HELMAN, MICHAEL



CAREER NOTES

- Acquired by the Cardinals on February 6, 2025 from the Minnesota Twins in exchange for cash considerations and added to the 40-player roster.
- Was selected from St. Paul (AAA) on September 1, 2024, to replace the injured OF Manny Margot, and made his Major League debut on September 3, 2024, at Tampa Bay, starting in right field for the Twins.
- Was invited to Major League Spring Training in both the 2023 and 2024 seasons, but missed considerable time due to left hamstring injuries.
- Has appeared at seven different defensive positions in his minor league career. Has played 166 games at 2B; 92 - CF; 68 - SS; 54 - LF; 47 - 3B; RF - 29; 11 - 1B.
- Has missed 205 games over five stints on the Injured List in the minor leagues. Suffered a right forearm fracture at Fort Myers (A+) causing him to miss the final 35 games of 2019 (7/22-8/29). Missed two parts of the 2023 season in St. Paul (AAA) with a left hamstring strain (3/31-4/24) and dislocated left shoulder subluxation (5/12-8/28) totaling 113 games. Two left hamstring injuries at St. Paul (AAA) in 2024 had him missing 57 games (4/13-27 & 6/17-8/10).
- Led 2022 Twins minor leaguers in games (135) and runs (101). Ranked second in hits (132), third in stolen bases (40) and fifth in home runs (20). All single-season career-highs.
- Has six career multi-home run games in the minor leagues and two career grand slams.
- Played 15 games for Lacey in the 2023-24 Dominican Winter League batting .236 (13-55) with two doubles, a triple and four RBI.
- Was a member of the Scottsdale Scorpions in the 2021 Arizona Fall League. Played in 16 games and batted .216 (11-51). Was a perfect 7-for-7 in stolen base attempts.

2024

- Was a non-roster invite to Twins Major League Spring Training, but missed the entire schedule on the injured list with a left hamstring strain.
- Began the season on the St. Paul (AAA) roster and was the starting shortstop leading off on Opening Day.
- Has his contract selected by Minnesota on Sept. 1 when OF Manny Margot was placed on the Injured List.
- Made MLB debut two days later at Tropicana Field (9/3) and was the starting right fielder. Collected first Major League hit with a 5th inning lead-off infield single off Jeffrey Springs.
- Appeared in nine games total, but only started his debut. Played at third base and all three outfield positions, as well as making pinch-hit and pinch-run appearances, over his nine Major League games.
- Had two stints on the minor league 7-day Injured List, both with a left hamstring strain (4/13-27 - 14 games & 6/17-8/10 - 43 games).
- Appeared at six different positions during the season in St. Paul (31 - SS; 19 CF; 12 - 3B; 4 - LF; 3 - 2B; 1 RF).
- Homered in three straight games (5/16-18) the longest home run streak of his professional career.
- Smacked his sixth career multi-home run game on June 13 at Louisville.
- Had a positive reverse split batting .301 (58-193, 12 HR) off right-handers and .217 (20-92, 2 HR) off left-handers.

2024 & CAREER HIGHS

Most Hits: 1, 3x. Last: 9/9/24 vs. Los Angeles Angels
Most Runs: 1, twice. Last: 9/9/24 vs. Los Angeles Angels
Most 2Bs: 1, twice. Last: 9/9/24 vs. Los Angeles Angels
Longest Hitting Streak: 2 games, 9/3-4/24

CAREER MILESTONES

Major League Debut
 September 3, 2024 at Tampa Bay

First Major League Hit
 September 3, 2024 at Tampa Bay
 (5th inning, single, off Jeffrey Springs)

AWARDS & HONORS

MiLB.com Organization All-Star
 2018: Minnesota Twins

BACKGROUND/PERSONAL

- Originally selected by the Minnesota Twins in the 13th round of the 2018 Major League Baseball Draft.
- Played college baseball at Hutchinson (Kansas) Community College (216-17) and Texas A&M University (2018).
- Led the National Junior College Athletic Association (NJCAA) with a .487 batting average and 103 runs scored while setting the school record with 111 hits in 2017.
- 2017 NJCAA Player of the Year and ABCA Gold Glove second baseman.
- Transferred to Texas A&M in 2018 and was Second Team All-SEC in 2018. Was teammates with current Chicago White Sox OF Zach DeLoach and INF Braden Shewmake
- Nicknamed "Mayo" or "The Big Mayonnaise" by his former Twins teammates.
- Played for the Brazos Valley Bombers in the 2017 Texas Collegiate Summer League. Tied for the league lead in home runs.
- Has two cousins who played fullback and were members of two separate Nebraska Cornhuskers National Championship squads: Joel Makovicka (1997) and Jeff Makovicka (1994). Joel went on to play for the Arizona Cardinals (1999-2003).
- Used to work maintenance on a golf course.
- Signing scout was Greg Runser (Twins).
- He and his wife, Allie, have a son, Beckham (July 2023) and reside in Bryan, Texas.



RYAN HELSELEY

56

HT: 6-1 WT: 235 B/T: R/R BIRTH DATE: July 18, 1994 ML SERVICE: 5.105

FULL NAME: Ryan Dalton Helsley

BORN: Talequah, Oklahoma

OPENING DAY AGE: 30 (Turns 31 on July 18)

BECAME A CARDINAL: Selected in the fifth round (161st overall) in the 2015 MLB Draft

CONTRACT STATUS: Signed through 2025

MLB DEBUT: April 16, 2019 at Milwaukee

RIGHT-HANDED PITCHER

COMPLETE RECORD

Year	Team	Age	W-L	ERA	G	GS	GF	HLD	SV	IP	H	R	ER	HR	HB	BB	SO	WHIP	BA	WP	SO%	BB%	BF
2015	Johnson City (SS-A)	20	1-1	2.01	11	9	0	0	0	40.1	33	13	9	1	0	19	35	1.29	.221	3	20.5	11.1	171
2016	Peoria (A)	21	10-2	1.61	17	17	0	0	0	95.0	77	22	17	3	1	19	109	1.01	.216	7	28.8	5.0	378
2017	Palm Beach (A+)	22	8-2	2.69	17	16	0	0	0	93.2	72	30	28	3	1	30	91	1.09	.213	6	24.3	8.0	374
	Springfield (AA)	22	3-1	2.67	6	6	0	0	0	33.2	25	12	10	4	1	15	41	1.19	.200	3	29.1	10.6	141
	Memphis (AAA)	22	0-0	3.6	1	1	0	0	0	5.0	7	2	2	0	0	3	5	2.00	.350	0	21.7	13.0	23
2018	Springfield (AA)	23	3-2	4.39	7	7	0	0	0	41.0	30	22	20	5	2	20	44	1.2	.203	10	25.3	11.5	174
	Memphis (AAA)	23	2-1	3.71	5	5	0	0	0	26.2	18	14	11	2	0	9	34	1.01	.188	1	32.1	8.5	106
	GCL Cardinals (Rk)	23	0-0	0.00	1	1	0	0	0	2.2	1	0	0	0	0	3	4	1.50	.111	0	33.3	25.0	12
2019	Memphis (AAA)	24	2-3	4.58	17	7	3	1	1	37.1	29	20	19	3	0	20	41	1.31	.218	3	26.5	12.9	155
	ST. LOUIS	24	2-0	2.95	24	0	4	1	0	36.2	34	13	12	5	0	12	32	1.26	.245	2	20.9	7.8	153
2020	ST. LOUIS	25	1-1	5.25	12	0	4	2	1	12.0	8	8	7	3	1	8	10	1.33	.186	0	19.2	15.4	52
2021	ST. LOUIS	26	6-4	4.56	51	0	7	10	1	47.1	40	24	24	4	0	27	47	1.42	.227	7	22.8	13.1	206
2022	ST. LOUIS	27	9-1	1.25	54	0	33	7	19	64.2	28	11	9	6	0	20	94	0.74	.128	1	39.3	8.4	239
2023	ST. LOUIS	28	3-4	2.45	33	0	25	2	14	36.2	22	11	10	1	1	17	52	1.06	.176	3	35.6	11.6	146
	Memphis (AAA)#	28	0-0	0.00	1	0	0	0	0	0.1	1	0	0	0	0	1	0	6.00	.500	1	0.0	33.3	3
	Springfield (AA)#	28	0-0	9.00	4	0	0	1	0	4.0	7	4	4	1	0	1	4	2.00	.368	0	20.0	5.0	20
2024	ST. LOUIS	29	7-4	2.04	65	0	*62	0	*49	66.1	50	19	15	3	0	23	79	1.10	.210	1	29.7	8.6	266
Major League Totals			28-14	2.63	239	0	135	22	84	263.2	182	86	77	22	2	107	314	1.10	.194	14	29.6	10.1	1062
Minor League Totals			29-12	2.84	87	69	3	2	1	379.2	300	139	120	22	5	140	408	1.16	.215	34	26.2	9.0	1557

* Led League

#Injury rehabilitation assignment

Note: Major League Uniform Numbers Worn: 56 (2019-present)

WILD CARD RECORD

Year	Team	Age	W-L	ERA	G	GS	GF	HLD	SV	IP	H	R	ER	HR	HB	BB	SO	WHIP	BA	WP	SO%	BB%	BF
2020	STL at SD	25	0-0	5.40	2	0	0	1	0	1.2	1	1	1	0	0	0	2	0.60	.167	0	33.3	0.0	6
2021	STL at LAD	26								Injured - Did Not Pitch													
2022	STL vs. PHI	27	0-1	36.00	1	0	0	0	0	1.0	1	4	4	0	1	2	2	3.00	.250	0	28.6	28.6	7
Wild Card Totals			0-1	16.88	3	0	0	1	0	2.2	2	5	5	0	1	2	4	1.50	.200	0	30.8	15.4	13

DIVISION SERIES RECORD

Year	Team	Age	W-L	ERA	G	GS	GF	HLD	SV	IP	H	R	ER	HR	HB	BB	SO	WHIP	BA	WP	SO%	BB%	BF
2019	STL vs. ATL	24	0-0	0.00	2	0	0	0	0	1.1	1	0	0	0	0	0	3	0.75	.200	0	60.0	0.0	7



LEAGUE CHAMPIONSHIP SERIES RECORD

Year	Team	Age	W-L	ERA	G	GS	GF	HLD	SV	IP	H	R	ER	HR	HB	BB	SO	WHIP	BA	WP	SO%	BB%	BF
2019	STL vs. WSH	24	0-0	0.00	3	0	1	0	0	4.0	0	0	0	0	0	1	5	0.25	.000	0	38.5	7.7	13

ALL-STAR GAME RECORD

Year	Team	Age	W-L	ERA	G	GS	GF	HLD	SV	IP	H	R	ER	HR	HB	BB	SO	WHIP	BA	WP	SO%	BB%	BF
2022	National	27	0-0	0.00	1	0	0	0	0	1.0	1	0	0	0	0	0	2	1.00	.250	0	50.0	0.0	4
2024	National	29	ELIGIBLE -- DID NOT PITCH																				
All Star Game Totals			0-0	0.00	1	0	0	0	0	1.0	1	0	0	0	0	0	2	1.00	.250	0	50.0	0.0	4

REGULAR SEASON FIELDING RECORD

Position	PCT	G	PO	A	E	TC	DP
Pitcher	1.000	239	18	19	0	37	3

REGULAR SEASON BATTING RECORD

	G	AB	R	H	2B	3B	HR	RBI	BB	SO	SB	CS	HBP	SH	SF	AVG	OBP	SLG	OPS
Major League Totals	24	3	0	1	0	0	0	0	0	2	0	0	0	0	0	.333	.333	.333	.667

CAREER TRANSACTIONS

- Selected by the St. Louis Cardinals in the fifth round (161st overall) of the 2015 MLB Draft.
- On St. Louis injured list (right shoulder impingement), June 13 - July 2, 2019, included injury rehabilitation assignments to Memphis (AAA).
- On St. Louis injured list, August 15 - 31, 2020.
- On St. Louis injured list (right elbow stress reaction), August 20, 2021 - the end of season.
- On St. Louis paternity list, August 19-21, 2022.
- On St. Louis restricted list, August 22-25, 2022.
- On St. Louis injured list (right forearm strain), June 10 - August 31, 2023, included injury rehabilitation assignments to Springfield (AA) and Memphis (AAA).

2024 SEASON HIGHS

Most IP: 2.0, twice. Last: 9/3 at Milwaukee
Most Strikeouts: 4, 9/3 at Milwaukee
Most Walks: 2, five times. Last: 6/24 vs. Atlanta
Most Runs Allowed: 3, 8/1 at Chicago Cubs
Most Earned Runs Allowed: 3, 8/1 at Chicago Cubs
Most Hits Allowed: 4, three times. Last: 8/1 at Chicago Cubs
Most HRs Allowed: 1, three times. Last: 8/1 at Chicago Cubs
Longest Winning Streak: 3 games, 8/21-end of season
Longest Losing Streak: 2 games, 4/8-4/19
Longest Scoreless Streak: 11.0 IP, 4/22-5/21
Pitches Thrown: 27, three times. Last: 9/3 at Milwaukee

CAREER HIGHS

Most IP: 3.0, 8/5/19 at Los Angeles Dodgers
Most Strikeouts: 5, 7/2/22 at Philadelphia
Most Walks: 4, 8/5/19 at Los Angeles Dodgers
Most Runs Allowed: 4, 4/4/21 at Cincinnati
Most ER Allowed: 4, 4/4/21 at Cincinnati
Most Hits Allowed: 4, five times. Last: 8/1/24 at Chicago Cubs
Most HRs Allowed: 1, 22x. Last: 8/1/24 at Chicago Cubs
Longest Winning Streak: 6 games. Last: 7/2/22-8/28/22
Longest Losing Streak: 4 games, 5/12/21-6/5/21
Longest Scoreless Streak: 12.0 IP, 5/31-6/28/22
Pitches Thrown: 60, 8/5/19 at Los Angeles Dodgers
Last Start: n/a



CAREER NOTES

- Helsley is the longest tenured player in the Cardinals organization, drafted in the 5th round in 2015.
- Since assuming closing duties at the beginning of the 2022 season, ranks among qualified MLB relievers in saves (82, 6th), bWAR (7.2, 3rd), ERA (1.83, 3rd), ERA+ (227, 3rd), average against (.145, 5th), opponent on-base pct. (.248, 5th), opponent slugging (.258, 4th), opponent OPS (.505, 4th), baserunners/9 (8.64, 5th), hits/9 (5.37, 4th), and strikeout percentage (34.6%, 8th).
- Has appeared in 173 Cardinals wins since his MLB debut, 18th-most by a pitcher in Cardinals history. St. Louis has gone 131-21 (.862) since 2022 when Helsley toes the rubber.
- Is one of three Cardinals in history to record an Immaculate Inning (Sept. 16, 2022 vs. Cincinnati), with Bob Gibson (May 12, 1969 vs. Los Angeles Dodgers) and Jason Isringhausen (April 13, 2002 vs. Houston).
- Recorded the final four outs of Adam Wainwright's 200th career win (Sept. 18, 2023 vs. Milwaukee, 1-0 victory).
- Moved to a bullpen role for the 2019 season after starting 62 of his first 65 minor league games (2015-18).

Awards & Honors

- Two-time National League All-Star (2022 and 2024).
- Joins Hall of Famers Lee Smith (1991-93) and Bruce Sutter (1981, 1984) as Cardinals closers to make multiple All-Star games
- Is the first player since Carlos Martinez (2015, 2017) who was developed by the Cardinals and became a two-time All-Star with St. Louis.
- Since 1965, Helsley is one of nine Cardinals and two pitchers (Matt Morris, 2001-02) to be drafted and developed by the Cardinals and make multiple All-Star games.
- Voted as one of two relief pitchers to the All-MLB First Team (2024) and Second Team (2022).
- Has received National League Cy Young Award votes in two seasons, finishing 12th in 2022 and 9th in 2024.
- Unanimously selected as the 2024 Trevor Hoffman National League Reliever of the Year, becoming the first Cardinals end-of-season reliever of the year award winner since Ryan Franklin was named 2009 NL Fireman of the Year.
- Three-time 2024 NL Reliever of the Month winner (March/April, June, & September). Joined Ryan Franklin (August 2009) and Jason Isringhausen (May 2006) as 4th Cardinal winner.
- Joined Edwin Díaz (2022, 4 in 2018), Félix Batista (2023), and Emmanuel Clase (2022 and 2024) as three-time Reliever of the Month winners in the same season.

CARDS SINGLE-SEASON SAVES LEADERS

Cardinals Rank	Saves	Season
1. Ryan Helsley	49	2024*
2. Trevor Rosenthal	48	2015
3. Lee Smith	47	1991*
Jason Isringhausen	47	2004^
5. Trevor Rosenthal	45	2014
Bruce Sutter	45	1984*
^NL Leader #NL Co-Leader *MLB Leader		

CARDINALS TO LEAD MAJOR LEAGUE BASEBALL IN SAVES SINCE 1969

Cardinal	Saves	Season
Bruce Sutter	36	1982
Bruce Sutter	45	1984
Lee Smith	47	1991
Ryan Helsley	49	2024

MOST COMBINED WINS & SAVES IN CARDINALS HISTORY

Cardinals Rank	Season	Saves	Wins	Total
1. Ryan Helsley	2024	49	7	56
2. Lee Smith	1991	47	6	53
3. Jason Isringhausen	2004	47	4	51

HIGHEST PCT. OF COMBINED WINS & SAVES IN CARDINALS HISTORY

Cardinals Rank	Season	Sv	W	Team W	Pct.
1. Ryan Helsley	2024	49	7	83	67.5
2. Lee Smith	1991	47	6	84	63.1
3. Tom Henke	1995	36	1	62	59.7

SINGLE-SEASON SAVES IN MLB PRIOR TO THE ALL-STAR BREAK

MLB Rank	Season	Saves
1. Francisco Rodríguez	2008 Angels	38
2. Edwin Díaz	2018 Mariners	36
3. John Smoltz	2003 Braves	34
4. Danny Graves	2004 Reds	33
Jim Johnson	2013 Orioles	33
6. Eric Gagné	2002 Dodgers	32
Mariano Rivera	2004 Yankees	32
Ryan Helsley	2024 Cardinals	32

CARDS SINGLE-SEASON SAVES AT HOME

Cardinals Rank	Saves	Season	Stadium
1. Ryan Helsley	27	2024	STL/BIR*
2. Lee Smith	26	1991	Busch II
3. Trevor Rosenthal	25	2014	Busch III
4. Trevor Rosenthal	24	2015	Busch III
Bruce Sutter	24	1984	Busch II

*Converted 26 saves at Busch Std. III & one at Rickwood Field



CARDINALS ALL-TIME SAVES LEADERS

Cardinals Rank	Saves	Seasons
1. Jason Isringhausen	217	2002-07
2. Lee Smith	160	1990-93
3. Todd Worrell	129	1985-92
4. Bruce Sutter	127	1981-84
5. Trevor Rosenthal	121	2012-17
6. Ryan Franklin	84	2007-11
Ryan Helsley	84	2019-24

LONGEST MLB SAVE STREAKS SINCE 2015

MLB Rank	Team(s)	Saves	Season(s)
1. Zack Britton	NY Yankees	60	2015-17
2. Jeurys Familia	NY Yankees	52	2015-16
3. Brad Ziegler	ARI	43	2015-16
4. Wade Davis	CHC/KC	38	2016-17
5. Mark Melancon	PIT	35	2015
6. Ken Giles	HOU/TOR	34	2017-19
Kenley Jansen	LAD	34	2016-17
8. Kirby Yates	SD	33	2018-19
AJ Ramos	MIA	33	2015-16
10. Josh Hader	MIL	32	2021-22
11. Jordan Romano	TOR	31	2021-22
Ryan Helsley	STL	31	2024

LONGEST SAVE STREAKS IN CARDS HISTORY

Cardinals Rank	Saves	Season(s)
1. Ryan Helsley	31	2024
2. Alex Reyes	24	2016-21
3. Jason Isringhausen	23	2007-08
4. Tom Henke	22	1995
5. Jason Isringhausen	21	2004-05
Edward Mujica	21	2012-13
Trevor Rosenthal	21	2015

CAREER APPEARANCES IN CARDINALS WINS

Cardinals Rank	Games	Seasons
1. Jason Isringhausen	307	2002-08
2. Bob Gibson	301	1959-75
3. Adam Wainwright	290	2006-23
4. Jesse Haines	269	1920-1937
5. Trevor Rosenthal	238	2012-17
6. Todd Worrell	234	1985-92
7. Bob Forsch	223	1974-88
8. Al Brazle	212	1943-54
9. Bill Sherdel	208	1918-30
10. Lee Smith	206	1990-93
11. Ryan Franklin	200	2007-11
12. Steve Kline	196	2001-04
13. Jason Motte	188	2008-14
14. Giovanny Gallegos	187	2018-24
15. Bill Doak	185	1913-29
16. Bruce Sutter	184	1981-84
17. Carlos Martínez	174	2013-21
18. Ryan Helsley	173	2019-24
19. Dizzy Dean	171	1930-37
20. Harry Brecheen	170	1943-52

St. Louis Cardinals Single-Season and Career Leaders

- Has led the Cardinals in saves in each of the last three seasons (19 in 2022, 14 in 2023, and 49 in 2024), joining Ryan Franklin (2008-10) and Jason Isringhausen (2002-08) as the only Cardinals to do so in the last 35 years.
- His 84 career saves tie Ryan Franklin for 6th all-time in Cardinals history.
- Led Major League Baseball and established a new Cardinals single-season franchise record in saves (49) in 2024, breaking Trevor Rosenthal's record of 48 saves from 2015.
- Joined Lee Smith (47 in 1991) and Bruce Sutter (36 in 1982 and 45 in 1984) as the 3rd Cardinal (4th instance) to lead Major League Baseball in saves since it became an official statistic in 1969.
- Established the Busch Stadium III (26) & Cardinals Home (27) single-season records for saves in 2024. He recorded a "Home" save at Rickwood Field on June 20, 2024 vs. San Francisco.
- Posted perfect outings during 24 saves, marking the most 1-2-3 saves in Cardinals history, surpassing Lee Smith's previous record of 19 in 1992.
- Did not allow a run in an MLB-best 44 of 53 save opportunities, while 53 of his overall 65 outings were scoreless. Yielded two earned runs or more in six assignments.
- Combined to share in 67.5 pct. of the team's 83 victories with his 49 saves and seven wins in 2024, while his 56 combined saves/wins ranked 11th all-time in MLB history (both Cardinals records).
- Became the 8th MLB closer with 32 saves prior to the All-Star break, also a Cardinals team record.
- Nailed down a Cardinals record 31 straight save opportunities from April 1-July 2, 2024, MLB's 2nd-longest save streak behind Emmanuel Clase (50) in 2024. His streak was snapped in game with a runner added in 10th inning.
- Also holds single-season franchise records for relievers in saves (49 in 2024), opposing on-base percentage (.201 in 2022), WHIP (0.74 in 2022), baserunners/9 IP (6.68 in 2022), and strikeout percentage (39.3% in 2022), while tying franchise bests for ERA (1.25 in 2022) and average against (.128 in 2022).

Pitch Velocity

- Since his MLB debut season in 2019, ranks 5th in Major League Baseball with 596 pitches of 100 MPH or faster (14.6% of 4,082 total pitches).
- Has averaged 98.8 MPH on his fastball since his MLB debut season in 2019, 2nd-fastest in MLB behind Emmanuel Clase (99.6) - *minimum 2,000 pitches*.
- Averaged 99.7 MPH on his fastball in 2023 (4th-fastest in MLB) and 99.6 MPH in 2022 (5th-fastest in MLB).
- Threw the fastest Major League pitch during the 2022 season, a 104.2 MPH fastball to Rowdy Tellez for a groundout on Sept. 27 at Milwaukee.



2024

NL Reliever Ranks: Saves (49, *1st), Save Opp. (53, *1st), Save Pct. (92.5%, 1st), Games Finished (62, 1st), ERA (2.04, 9th), opponent slugging (.273, 9th), FIP (2.49, 9th),

- Led Major League Baseball and established a new Cardinals single-season franchise record in saves (49) in 2024, breaking Trevor Rosenthal's record of 48 from 2015.
- Joined Lee Smith (47 in 1991) and Bruce Sutter (36 in 1982 & 45 in 1984) as the 3rd Cardinal (4th instance) to lead Major League Baseball in saves since it became an official statistic in 1969.
- Unanimously selected as the Trevor Hoffman National League Reliever of the Year, becoming the first Cardinal to win the award in its current form (since 2015). Prior to Helsley, Ryan Franklin (August 2009) and Jason Isringhausen (May 2006) were both named Delivery Man of the Month.
- Named to the All-MLB First Team at Reliever with Cleveland's Emmanuel Clase.
- Named to his second career All-Star Game, but did not appear. Joined Hall of Famers Lee Smith (1991-93) & Bruce Sutter (1981, 1984) as Cardinals closers to be named to multiple All-Star teams (2022 & 2024).
- Three-time NL Reliever of the Month winner (March/April, June, & September). Joined Ryan Franklin (August 2009) & Jason Isringhausen (May 2006) as 4th Cardinal winner.
- Joined Edwin Díaz (2022, 4 in 2018), Félix Batista (2023), and Emmanuel Clase (2022 and 2024) as three-time winners in the same season.
- Became the 17th pitcher (20th occurrence) to finish with 49+ saves, which were the most in the Majors since Seattle's Edwin Díaz converted 57 in 2018.
- Established new single-season career highs in appearances (65), saves, innings pitched (66.1), and games finished.
- St. Louis went 59-6 when he toed the rubber and are 131-21 (.862) since he took over the closing duties in 2022.
- Set both the Busch Stadium III (26) & Cardinals Home (27) record for saves in a season. Recorded a "Home" save at Rickwood Field on June 20 vs. San Francisco.
- Nailed down a Cardinals record 31 straight save opportunities from April 1-July 2, MLB's 2nd-longest save streak behind Emmanuel Clase (50) in 2024. His streak was snapped in game with a runner added in 10th inning.
- 48 of his saves were exactly three outs, with the lone exception being his franchise record-tying 48th save of 0.2 innings on Sept. 25 at Colorado.
- Posted perfect outings during 24 saves, marking the most 1-2-3 saves in Cardinals history, surpassing Lee Smith's previous record of 19 in 1992.
- Did not allow a run in an MLB-best 44 of 53 save opportunities, while 53 of his overall 65 outings were scoreless. Yielded two earned runs or more in six assignments.

MLB RELIEVERS RANKINGS 2022-2024

MLB Rank	Saves	Team(s)
1. Emmanuel Clase	133	Guardians
2. Josh Hader	103	MIL/SD/HOU
3. Kenley Jansen	97	Dodgers/Red Sox
4. Camilo Doval	89	Giants
5. Raisel Iglesias	84	Angels/Braves
6. Ryan Helsley	82	Cardinals

MLB Rank	bWAR	Team(s)
1. Emmanuel Clase	7.8	Guardians
2. Tanner Scott	7.7	Marlins/Padres
3. Ryan Helsley	7.2	Cardinals

MLB Rank	ERA+	Team(s)
1. Devin Williams	252	Brewers
2. Emmanuel Clase	235	Guardians
3. Ryan Helsley	227	Cardinals

MLB Rank	ERA	Team(s)
1. Devin Williams	1.66	Brewers
2. Emmanuel Clase	1.72	Guardians
3. Ryan Helsley	1.83	Cardinals

MLB Rank	Opp. BA	Team(s)
1. Devin Williams	.139	Brewers
2. Kirby Yates	.145	Braves/Rangers
3. Félix Bautista	.156	Orioles
4. Jason Adam	.162	Rays/Padres
5. Ryan Helsley	.145	Cardinals

MLB Rank	Opp. OBP	Team(s)
1. Emmanuel Clase	.226	Guardians
2. Tyler Holton	.229	Diamondbacks/Tigers
3. Félix Bautista	.245	Orioles
4. Evan Phillips	.247	Dodgers
5. Ryan Helsley	.248	Cardinals

MLB Rank	Opp. SLG	Team(s)
1. Devin Williams	.214	Brewers
2. Emmanuel Clase	.254	Guardians
3. Félix Bautista	.255	Orioles
4. Ryan Helsley	.258	Cardinals

MLB Rank	Opp. OPS	Team(s)
1. Devin Williams	.468	Brewers
2. Emmanuel Clase	.480	Guardians
3. Félix Bautista	.499	Orioles
4. Ryan Helsley	.505	Cardinals

MLB Rank	BR/9	Team(s)
1. Emmanuel Clase	7.78	Guardians
2. Tyler Holton	7.80	Diamondbacks/Tigers
3. Félix Bautista	8.53	Orioles
4. Evan Phillips	8.60	Dodgers
5. Ryan Helsley	8.64	Cardinals

MLB Rank	Hits/9	Team(s)
1. Kirby Yates	4.47	Braves/Rangers
2. Félix Bautista	4.83	Orioles
3. Jason Adam	4.99	Rays/Padres
4. Ryan Helsley	5.37	Cardinals



- Combined to share in 67.5 pct. of the team's 83 victories with his 49 saves and seven wins, while his 56 combined saves/wins ranked 11th all-time in MLB history.
- Led MLB in saves in August (9), June (12) and April (10). His 12 saves in June were T-2nd most in Cards history for any month behind Lee Smith (15 in June 1993).
- Became the 8th MLB closer with 32 saves prior to the All-Star break, also a Cardinals team record.
- Pitched on consecutive days 13 times, where he recorded 12 saves and 2.08 ERA (13.0 IP).
- Did not allow an earned run over his final 17 games (17.2 IP) after August 7.
- Broke the franchise save record with his 49th save of the year on Sept. 27 at San Francisco.
- Ranked 8th overall in MLB with 173 pitches of 100 MPH or faster (18.6% of 931 total pitches).
- Averaged 99.6 MPH on his fastball, 5th-fastest in MLB.

BACKGROUND/PERSONAL

- Graduated from Sequoyah High School in Tahlequah, Okla., where he was an All-State performer in both baseball and basketball.
- Played college baseball at Northeastern State University in Tahlequah, Okla.
- Became the first former NSU baseball player to have his number (#8) retired in November 2022.
- Struck out 95 batters over 63.2 innings including four double-digit strikeout games during his sophomore year.
- Named Mid-American Intercollegiate Athletic Association Freshman of the Year in 2014.
- Is a member of the Cherokee tribe.
- Resides in Cookson, Okla. with his wife, Alex, and daughter, Eliana Ray (8/19/22).

AWARDS & HONORS

All-MLB Team

2024: St. Louis (First Team) - Relief Pitcher
2022: St. Louis (Second Team) - Relief Pitcher

National League All-Star

2024: St. Louis
2022: St. Louis

Trevor Hoffman National League Reliever of the Year

2024: St. Louis

National League Reliever of the Month

2024: St. Louis - March/April
2024: St. Louis - June
2024: St. Louis - September

St. Louis BBWAA J.G. Taylor Spink Baseball Man of the Year

2024: St. Louis

Pacific Coast League Championship

2017: Memphis (AAA)

Florida State League Most Valuable Pitcher

2017: Palm Beach (High-A)

Florida State League Postseason All-Star

2017: Palm Beach (High-A)

Midwest League Mid-Season All-Star

2016: Peoria (A)

Midwest League Pitcher of the Week

2016: Peoria (A) - April 18-24
2016: Peoria (A) Aug. 29-Sept. 4

Baseball America Low Class-A All-Star

2016: Peoria (A)

Baseball America Rookie All-Star

2015: Johnson City (R)

CAREER MILESTONES

Major League Debut

April 16, 2019 at Milwaukee

First Major League Win

August 25, 2019 vs. Colorado

First Major League Save

September 15, 2019 vs. Milwaukee

First Major League Strikeout

April 16, 2019 at Milwaukee
(5th inning, Ryan Braun, swinging)



TINK
HENCE

30

HT: 6-1 WT: 185 B/T: R/R BIRTH DATE: August 6, 2002 ML SERVICE: 0.000

FULL NAME: Markevin Jervon Hence

BORN: Pine Bluff, Arkansas

OPENING DAY AGE: 22 (Turns 23 on August 6)

BECAME A CARDINAL: Selected by the Cardinals in the Competitive Balance Round B (63rd overall) of the 2020 MLB Draft

CONTRACT STATUS: Signed through 2025

RIGHT-HANDED PITCHER

COMPLETE RECORD

Year	Team	Age	W-L	ERA	G	GS	GF	HLD	SV	IP	H	R	ER	HR	HB	BB	SO	WHIP	BA	WP	SO%	BB%	BF
2021	FCL Cardinals (R)	18	0-1	9.00	8	1	5	0	1	8.0	11	10	8	1	2	3	14	1.75	.306	2	34.1	7.3	41
2022	Palm Beach (A)	19	0-1	1.38	16	16	0	0	0	52.1	31	9	8	1	1	15	81	0.88	.174	2	41.5	7.7	195
2023	Peoria (A+)	20	2-1	2.81	11	11	0	0	0	41.2	34	14	13	4	1	12	46	1.10	.224	1	27.9	7.3	165
	Springfield (AA)	20	2-5	5.47	12	12	0	0	0	54.1	60	37	33	8	2	22	53	1.51	.283	5	22.2	9.2	239
2024	Springfield (AA)	21	4-3	2.71	20	20	0	0	0	79.2	59	35	24	5	1	26	109	1.07	.204	4	34.1	8.1	320
Minor League Totals			8-11	3.28	67	60	5	0	1	236.0	195	105	86	19	7	78	303	1.16	.225	14	31.6	8.1	960

CAREER NOTES

- Enters 2025 ranked by *Baseball America* as the No. 3 prospect in the Cardinals organization (No. 68 in Top 100 overall). Was previously listed as the No. 84 overall prospect last season.
- Rated as having the "Best Fastball" and "Best Slider" in the Cardinals organization by *Baseball America* entering 2025, while *MLB Pipeline* recognized Hence as sporting the "Best Changeup" among all of their Top 100 Prospects in MLB.
- Added to the Cardinals 40-Player roster on Nov. 19, 2024.
- Was invited to Major League Spring Training for consecutive seasons (2023-24) as a non-roster player, and was camp's youngest pitcher at 21 years old in 2024.
- The first four Cardinals selections in the 2020 MLB Draft included Jordan Walker (No. 21 overall), Masyn Winn (54), Tink Hence (63), and Alec Burleson (70).
- 2024 Texas League Pitcher of the Year, joining 2017's Dakota Hudson as the 2nd-ever Springfield Cardinal to be honored (2005-present).
- Started the Inaugural Spring Breakout game for the Cardinals during 2024 Spring Training.
- Striking out 31.6% of his total batters faced over his four professional seasons covering 236.0 innings.
- Invited to attend the MLB at Rickwood Field game between the Cardinals and Giants on June 20, 2024 with Chase Davis, Tre Richardson, and Trey Paige.
- Since 2022, is averaging 11.41 strikeouts/9 IP, highest in the Cardinals system among pitchers to throw 200.0 or more innings.
- Named to the 2023 and 2024 Sirius XM All-Star Futures Game. Pitched for the National League in 2023 at T-Mobile Park in Seattle, tossing a scoreless 2nd inning.
- 2022 Florida State League Pitcher of the Year and Post-Season All-Star.
- Ranked among 2022 Cardinals Minor League leaders in WHIP (0.88, 1st), ERA (1.38, 2nd), opponent BA (.174, 5th), SO/9 IP (13.9, 4th), SO/BB ratio (5.40, 2nd), and Toughest to HR Off (195.0 TBF/HR, 5th).
- Pitched for Salt River in the 2022 Arizona Fall League and was named as an AFL Rising Star. Went 0-0 with a 2.16 ERA (8.1 IP) and nine strikeouts in nine relief appearances.
- Tied the Springfield Cardinals single-game strikeout record (13) on May 25, 2024, previously shared by Trey Hearne (2009) and Alex Reyes (2018).

HENCE, TINK



2024

- Made 20 starts for Springfield (AA) over injury-shortened season, while setting a career-high in strikeouts (109) across 79.2 innings pitched.
- Named to the Texas League's Post-Season All-Star team, and became the 2nd-ever Springfield Cardinal selected as the Texas League Pitcher of the Year, joining 2017's Dakota Hudson.
- Began the season tied for the 11th-youngest in the Texas League (age 21.7). SS Jeremy Rivas (21.1) was the only teammate younger.
- Named Texas League Pitcher of the Month in April after going 3-0 with a 2.10 ERA (25.2 IP), 31 strikeouts, and .148 average against in five starts.
- Fanned 34.1% of his 320 batters faced. Reached six or more strikeouts in nine starts and double-digit strikeouts twice.
- Hurlled 5.0 hitless innings with three strikeouts and 63 pitches on Opening Day at Arkansas (AA-Mariners).
- Struck out a career-high 13 batters against Tulsa (AA-Dodgers) at Hammons Field on May 25, tying a single-game franchise strikeout record shared by Trey Hearn on May 8, 2009 vs. NW Arkansas (AA-Royals), and Alex Reyes May 19, 2018 vs. NW Arkansas (AA-Royals).
- Selected to his 2nd All-Star Futures Game team (in addition to 2023), but did not pitch.
- Logged a 1.98 ERA in 17 starts at night vs. a 7.15 ERA in three day starts.
- Pitched 6.0 innings while throwing 93+ pitches in three consecutive starts from May 18-30.
- Removed from his June 5 start after 2.0 innings due to injury, his first of three separate shutdowns. Pitched a total of three innings in two outings between May 30-July 27.
- After July 27, finished the season with a 1.44 ERA (25.0ip) and .165 average against in eight starts.
- Started the Inaugural Spring Breakout game for the Cardinals on March 15, striking out three over 2.0 scoreless innings.
- Rated as having the "Best Changeup" in the Texas League in Baseball America's Best Tools Survey following the season.

AWARDS & HONORS

Sirius XM All-Star Futures Game

2024: National League

2023: National League

Texas League Pitcher of the Year

2024: Springfield (AA)

Texas League Post-Season All-Star

2024: Springfield (AA)

Texas League Pitcher of the Month

2024: Springfield (AA) - April

Cardinals Minor League Co-Pitcher of the Month

2023: Peoria (High-A) - June

Baseball America Class Low-A All-Star

2022: Palm Beach (A)

Arizona Fall League Rising Stars

2022: Salt River

Florida State League Pitcher of the Year

2022: Palm Beach (A)

Florida State League Post-Season All-Star

2022: Palm Beach (A)

BACKGROUND/PERSONAL

- His mother, Mekol, gave him the nickname "Stinker" when he was five years old, which evolved to "Tinker" and then "Tink."
- Selected by St. Louis with the 63rd overall selection in 2020, which originally was the Tampa Bay Rays Competitive Balance Round B selection that was obtained in the January 2020 trade package that netted Matthew Liberatore.
- Graduated from Watson Chapel High School in Pine Bluff Arkansas. Posted an 0.64 ERA (43.2 IP) with 61 strikeouts over in 2019 as a junior. COVID cut his senior season to five games in 2020.
- Signed his college letter of intent to play at the University of Arkansas in the same recruiting class as Masyn Winn. Both were members of the Arkansas Sticks Baseball Academy.
- Is a product of MLB/USA Baseball's invite-only annual diversity development pipeline programs, notably the 2018 Breakthrough Series and 2019 and 2020 DREAM Series.
- Played in the Future Stars Series in September 2019 and the WWBA Showcase in October 2019.
- His older brother, Braelin Hence, played college baseball as an infielder at the University of Arkansas-Pine Bluff.
- Admired Royals pitcher Yordano Ventura while growing up.
- Signed by Dirk Kinney.
- Resides in White Hall, Ark.



SAMMY

HERNANDEZ

98

HT: 5-9

WT: 195

B/T: R/R

BIRTH DATE: June 1, 2004

ML SERVICE: 0.000

FULL NAME: Samuel Jadiel Hernandez

BORN: Ponce, Puerto Rico

OPENING DAY AGE: 20 (Turns 21 on June 1)

BECAME A CARDINAL: Acquired from the Toronto Blue Jays in exchange for LHP Génesis Cabrera, July 1, 2023

CONTRACT STATUS: Signed through 2025

CATCHER (NON-ROSTER) 

COMPLETE RECORD

Year	Team	AGE	G	AB	R	H	2B	3B	HR	RBI	BB	SO	SB	CS	HBP	SH	SF	AVG	OBP	SLG	OPS
2022	FCL Blue Jays (R)	18	7	15	2	1	0	0	0	0	1	2	0	0	0	0	0	.067	.125	.067	.192
2023	FCL Blue Jays (R)	19	14	46	14	12	5	1	1	8	3	14	1	0	6	0	0	.261	.382	.478	.860
	Dunedin (A)	19	28	104	13	20	3	2	2	7	5	27	0	0	2	0	1	.192	.241	.317	.558
	FCL Cardinals (R)	19	6	16	4	4	0	1	2	4	5	2	0	0	0	0	0	.250	.429	.750	1.179
	Palm Beach (A)	19	10	33	6	7	0	0	1	7	7	8	0	0	0	0	0	.212	.350	.303	.653
2024	Palm Beach (A)	20	78	295	43	78	19	2	2	40	38	60	3	2	14	1	2	.264	.373	.363	.735
	Peoria (A+)	20	8	23	6	3	0	0	2	6	6	8	0	0	3	1	0	.130	.375	.391	.766
	Springfield (AA)	20																			
DID NOT PLAY																					
Minor League Totals			151	532	88	125	27	6	10	72	65	121	4	2	25	2	3	.235	.344	.365	.709

CAREER NOTES

- Puerto Rican-born catcher is bilingual in English and Spanish.
- Invited to Major League Spring Training for the second consecutive season (2023-24). Entered 2024 Spring Training as the youngest player in camp at 19 years old.
- Acquired from the Blue Jays in exchange for LHP Génesis Cabrera, 10 days before the 2023 MLB Trade Deadline.
- Has thrown out 32.5% (50 CS/154 SB ATT) of attempted basestealers in his professional career.
- Originally selected by the Blue Jays in the 14th round of the 2022 MLB Draft out of Lakeland (Fla.) High School.
- Named 2024 Puerto Rico Winter League Rookie of the Year, hitting .253/.382/.361 with one home run, four doubles, and 12 RBI in 19 games.

CAREER TRANSACTIONS

- Selected by the Toronto Blue Jays in the 14th round (428th overall) of the 2022 Major League Baseball Draft.
- Acquired by the St. Louis Cardinals from the Toronto Blue Jays in exchange for LHP Génesis Cabrera, July 1, 2023.

HERNANDEZ, SAMMY



2024

- Batted .255/.373/.365 (81-318) with four home runs, 19 doubles, and 46 RBI in 86 games between Palm Beach (A) and Peoria (A+), his first full season in the Cardinals organization.
- Threw out 30.9% (21 CS/68 SB ATT) of attempted base stealers.
- His 64 games caught between affiliates ranked 3rd among Cardinals minor leaguers behind Leonardo Bernal (88) and Jimmy Crooks (81).
- Reached base safely in 72 of 86 games.
- Batted .271 (23-85) in 22 games at designated hitter.
- Ranked among Florida State League leaders in doubles (19, T-12th) and hit by pitches (14, 4th).
- Led Palm Beach in games caught (56) and innings caught (489.2) while logging a .989 fielding percentage.
- Began the season hitting .317/.423/.401 (45-142) with a .824 OPS in his first 37 games from April 5-June 4.
- Hit a grand slam in Palm Beach's 13-11 win at Tampa on June 23.
- Promoted to Peoria on Aug. 27 and played in eight games.
- Joined Springfield (AA) to finish the season once the Midwest League season had ended, but did not play.

AWARDS & HONORS

Puerto Rico Winter League Rookie of the Year
2024: Leones de Ponce

PERSONAL/BACKGROUND

- Graduated from Lakeland (Fla.) High School, the same school that produced LHP Chris Sale, OF Keon Broxton and former Cardinals RHP Josh Lucas.
- Selected by the Toronto Blue Jays in the 14th round of the 2022 Major League Baseball Draft.
- His family moved from Puerto Rico to Florida when he was 14 years old, prior to entering high school to give him better opportunities.
- 2022 Lakeland Ledger Player of the Year, batting .411 with 5 HR, 27 RBI, 10 doubles, and two triples.
- Batted .667 (18-27) his sophomore season before it was canceled by COVID-19 outbreak.
- Sustained a dislocated thumb injury his senior season, but played left field to stay in the lineup.
- Signed his college letter of intent to the University of Houston.
- Idolized Iván Rodríguez while growing up.
- Resides in Lakeland, Fla.



Catcher Sammy Hernandez on the Cardinals Complex fields in Jupiter during Spring Training, February 13, 2025.



IVÁN HERRERA

48

HT: 6-0 WT: 220 B/T: R/R BIRTH DATE: June 1, 2000 ML SERVICE: 1.034

(ee-VAHN her-RAIR-uh)

FULL NAME: Iván Aaron Herrera

BORN: Panama City, Panama

OPENING DAY AGE: 24 (Turns 25 on June 1)

BECAME A CARDINAL: Signed as an international free agent,
July 7, 2016

CONTRACT STATUS: Signed through 2025

MLB DEBUT: May 24, 2022 vs. Toronto

CATCHER

COMPLETE BATTING RECORD

Year	Team	AGE	G	AB	R	H	2B	3B	HR	RBI	BB	SO	SB	CS	HBP	SH	SF	AVG	OBP	SLG	OPS
2017	DSL Cardinals (R)	17	49	170	21	57	15	0	1	27	18	36	2	2	10	1	2	.335	.425	.441	.866
2018	FCL Cardinals (R)	18	28	112	23	39	6	4	1	25	11	20	1	1	5	0	2	.348	.423	.500	.923
	Springfield (AA)	18	2	4	0	0	0	0	0	0	0	2	0	0	1	0	0	.000	.200	.000	.200
2019	Peoria (A)	19	69	248	41	71	10	0	8	42	35	56	1	1	5	0	3	.286	.381	.423	.805
	Palm Beach (A+)	19	18	58	7	16	0	0	1	5	5	16	0	0	1	0	1	.276	.339	.328	.666
2020	DID NOT PLAY -- ALTERNATE TRAINING SITE ONLY																				
2021	Springfield (AA)	21	98	363	50	84	13	0	17	63	60	96	2	3	7	0	+7	.231	.346	.408	.753
	Memphis (AAA)	21	1	4	0	0	0	0	0	0	0	0	0	0	0	0	0	.000	.000	.000	.000
2022	Memphis (AAA)	22	65	235	41	63	10	1	6	34	38	52	5	1	3	0	2	.268	.374	.396	.770
	ST. LOUIS	22	11	18	0	2	0	0	0	1	2	8	0	0	0	1	1	.111	.191	.111	.302
2023	Memphis (AAA)	23	83	290	66	86	27	1	10	60	75	77	11	2	8	0	2	.297	.451	.500	.951
	ST. LOUIS	23	13	37	6	11	2	0	0	4	5	11	0	0	2	0	0	.297	.409	.351	.761
2024	Memphis (AAA)	24	27	93	18	26	1	1	5	16	19	20	3	0	0	0	0	.280	.402	.473	.875
	ST. LOUIS	24	72	229	37	69	12	1	5	27	25	53	5	0	2	0	2	.301	.372	.428	.800
Major League Totals			96	284	43	82	14	1	5	32	32	72	5	0	4	1	3	.289	.365	.398	.763
Minor League Totals			440	1577	267	442	82	7	49	272	261	375	25	10	40	1	19	.280	.392	.434	.826

+ Tied for League Lead

Note: Major League Uniform Numbers Worn: 47 (2022), 48 (2023-present)

WILD CARD SERIES RECORD

Year	Team	AGE	G	AB	R	H	2B	3B	HR	RBI	BB	SO	SB	CS	HBP	SH	SF	AVG	OBP	SLG	OPS
2022	STL vs. PHI	NOT ON POSTSEASON ROSTER - ST. LOUIS TAXI SQUAD																			

REGULAR SEASON FIELDING RECORD

Position	PCT	G	PO	A	E	TC	DP	PB	CS	ATT	PCT	P-OFF
Catcher	.995	80	601	31	3	635	2	2	6	66	.91	0



2024 SEASON HIGHS

Most Hits: 3, 3x. Last: 9/18 vs. Pittsburgh
Most Runs: 2, 7x. Last: 9/25 at Colorado
Most 2Bs: 2, 6/4 at Houston
Most 3Bs: 1, 6/17 at Miami
Most HRs: 1, 5x. Last: 9/26 at Colorado
Most RBI: 3, 9/21 vs. Cleveland
Most SBs: 1, 5x, Last: 9/8 vs. Seattle
Most BBs: 2, twice. Last: 9/4 at Milwaukee
Longest Hitting Streak: 9 games, 5/6-18

CAREER HIGHS

Most Hits: 3, 4x. Last: 9/18/24 vs. Pittsburgh
Most Runs: 3, 9/30/23 vs. Cincinnati
Most 2Bs: 2, 6/4/24 at Houston
Most 3Bs: 1, 6/17/24 at Miami
Most HRs: 1, 5x. Last: 9/26/24 at Colorado
Most RBI: 3, 9/21/24 vs. Cleveland
Most SBs: 1, 5x, Last: 9/8/24 vs. Seattle
Most BBs: 2, 4x. Last: 9/4/24 at Milwaukee
Longest Hitting Streak: 9 games, 5/6-18/24

CAREER NOTES

- Is the lone international signing on the current 40-player roster, signing with the Cardinals out of Panama on July 7, 2016. The only player with a longer tenure in the organization is Ryan Helsley, who was drafted in 2015.
- Enters the 2025 season on an eight-game hitting streak, one shy of his career high (May 6-18, 2024).
- Led all of Major League Baseball in 2024 with a .450 BA (18-40) in Close & Late Situations (min. 40 AB); highest in a single-season by any Cardinal since 1974 with 40 or more situational at-bats.
- Became the youngest Cardinals catcher to bat cleanup (No. 4) in a home opener dating back to 1900, then hit his first Major League home run off Ryan Weathers (4/4/24).
- Was the first Cardinals catcher to homer in a Cardinals home opener since Yadier Molina in 2008 vs. Colorado. Was the 2nd-youngest Cardinals catcher (age 23-308) to homer while batting cleanup since Ted Simmons (23-307) on June 12, 1973.
- 2024 Caribbean Series All-Star Team for Chiriqui squad representing Panama. Batted .357 and led the tournament with 3 HR and 10 RBI. Hit go-ahead home run in the 3rd place game against Curacao.
- Earned honors in 2023 as Cardinals Minor League Player of the Year, International League Postseason All-Star, and *Baseball America* Triple-A All-Star.
- Made his Major League debut in 2022 after the Panama native entered the season as the Cardinals Top International Prospect by *MLB.com*.
- Ranks 6th all-time in games played among Panamanian-born catchers with 96.
- Reached base safely in 91.6% of his 2023 games played with a plate appearance at Memphis.
- Played in five games for Panama in the 2021-22 Caribbean World Series, batting .300 (6-20) with two RBI.
- Began the 2019 and 2021 minor league seasons as the 3rd-youngest player in his respective league on Opening Day: age 19 in the 2019 Midwest League (A) and age 21 in the 2021 Double-A Central League.
- Was the youngest player in the 2019 Arizona Fall League by 15 days, joining Nationals infielder Luis Garcia (May 16, 2000) as the only two players born in the year 2000.

CARDINALS CAREER CLOSE & LATE BATTING AVERAGE (MIN. 40 SITUATION AB)

Player	Season(s)	BA (H-AB)
1. Iván Herrera	2022-24	.404 (19-47)
2. Abraham Nunez	2005	.369 (24-65)
3. David Eckstein	2005-07	.351 (71-202)
4. Craig Wilson	1989-92	.339 (38-112)
5. Gregg Jefferies	1993-94	.331 (45-136)

Since 1974

2024 MLB LEADERS CLOSE & LATE BATTING AVERAGE (MIN. 40 SITUATION AB)

Player	Team	BA (H-AB)
1. Iván Herrera	Cardinals	.450 (18-40)
2. Jordan Westburg	Orioles	.429 (21-49)
3. Fernando Tatis, Jr.	Padres	.391 (18-46)
4. Marcell Ozuna	Braves	.385 (35-91)
5. Ryan O'Hearn	Orioles	.375 (18-48)
Luis Rengifo	Angels	.375 (15-40)

PANAMA BORN CATCHERS CAREER GAMES PLAYED

Catcher	Years Played	Games
Manny Sanguillen	1967-80	1,448
Carlos Ruiz	2006-17	1,137
Einar Díaz	1996-2006	673
Christian Bethancourt	2013-present	388
Miguel Amaya	2023-present	157
Iván Herrera	2022-present	96
Julio Mosquera	1996-2005	12

- Played in 10 games as a 19-year old for Glendale in the 2019 Arizona Fall League, batting .324/.439/.382 (11-34) with two doubles, and six RBI while drawing a positive walk (5) to strikeout (4) ratio in 41 plate appearances.
- Selected to the 2019 Arizona Fall League All-Star Game. Entered the game defensively in the 6th inning and caught three innings going 0-for-1 at the plate.

HERRERA, IVÁN



AWARDS & HONORS

Caribbean Series All-Star Team

2024: Panama (Chiriqui)

Cardinals Minor League Player of the Year

2023: Memphis (AAA)

International League Postseason All-Star

2023: Memphis (AAA)

Baseball America Triple-A All-Star

2023: Memphis (AAA)

Baseball America Low Class-A All-Star

2019: Peoria (A) - Catcher

Arizona Fall League Rising Star

2019: Glendale Desert Dogs

MiLB.com Organization All-Star

2023: Memphis (AAA)

2021: Springfield (AA) & Memphis (AAA)

2019: Peoria (A)

Gulf Coast League Runner-Up

2018: Gulf Coast League Cardinals (R))

Baseball America

Dominican Summer League All-Star

2017: DSL Cardinals (R)

CAREER MILESTONES

Major League Debut

May 24, 2022 vs. Toronto

First Career Major League Hit

June 26, 2022 vs. Chicago (NL)
(2nd inning, single, off Alec Mills)

First Career Major League Home Run

April 4, 2024 vs. Miami
(2nd inning, solo, off Ryan Weathers)

2024

- Made the Major League Opening Day roster for the first time in his career. Played in a career-high 72 games, starting 52 at catcher. Posted a .301 BA, the highest of any full season in his professional career.
- Led all of Major League Baseball with a .450 BA (18-40) in Close & Late Situations (min. 40 AB); highest in a single-season by any Cardinals player since 1974 with 40 or more situational at-bats.
- Recorded an RBI in each of his first two games, both via sacrifice fly. Became the first player in MLB history to collect two sac flies in his first five plate appearances to begin a season without recording a hit.
- Became the youngest Cardinals catchers to bat cleanup (No. 4) in a home opener dating back to 1900, then hit his first Major League home run off Ryan Weathers (4/4).
- Was the first Cardinals catcher to homer in a Cardinals home opener since Yadier Molina in 2008 vs. COL. Was the 2nd-youngest Cardinals catcher (23-308) to homer while batting cleanup since Ted Simmons (23.307) on June 12, 1973.
- First three career home runs were all solo shots before blasting a three-run home run off Nick Sandlin vs. Cleveland (9/21).
- Hit a career-high two doubles at Houston (6/4).
- Ran off a career-high nine-game hit streak (5/6-18). Finished the season on an eight-game hit streak, 4th-longest active in the National League. Reached base safely in his final 20 starts of the season, 2nd-longest active behind Justin Turner (24) to conclude the season.
- Batted .298 (19-65) in the month of May, 2nd on the Cardinals behind Masyn Winn (.309).
- Batted .318 in 31 games after Willson Contreras injury (5/7-6/18) ranking 7th in the N.L. in batting over that stretch, then landed on the Injured List.
- Was 5-for-5 in stolen base attempts.

BACKGROUND/PERSONAL

- Took English classes while in school in Panama.
- His mother is a former teacher.
- Chose uniform No. 4 to wear in the 2019 Arizona Fall League after growing up a fan of catcher Yadier Molina.
- Signed by Damaso Espino.
- Resides in Panama City, Panama.

CAREER TRANSACTIONS

- Signed by the St. Louis Cardinals as an international free agent, July, 7, 2016.
- On St. Louis Cardinals injured list (lower back tightness), June 22 - July 11, 2024; included injury rehabilitation assignment to Memphis (AAA).



COOPER
HJERPE

84

HT: 6-2 WT: 205 B/T: L/L BIRTH DATE: March 16, 2001 ML SERVICE: 0.000

(JER-pee)

FULL NAME: Cooper Austin Hjerpe

BORN: Davis, California

OPENING DAY AGE: 24

BECAME A CARDINAL: Selected in the first round (22nd overall) in the 2022 MLB Draft

CONTRACT STATUS: Signed through 2025

PITCHER (NON-ROSTER) 

COMPLETE RECORD

Year	Team	Age	W-L	ERA	G	GS	GF	HLD	SV	IP	H	R	ER	HR	HB	BB	SO	WHIP	BA	WP	SO%	BB%	BF
2023	Peoria (A+)	22	2-3	3.51	10	8	0	1	0	41.0	26	17	16	8	4	25	51	1.24	.183	4	29.8	14.6	171
2024	Peoria (A+)	23	0-3	3.35	11	11	0	0	0	37.2	25	14	14	3	6	20	56	1.20	.189	1	35.2	12.6	159
	Springfield (AA)	23	2-1	3.07	4	4	0	0	0	14.2	6	5	5	0	0	8	20	0.95	.122	0	35.1	14.0	57
Minor League Totals			4-7	3.38	25	23	0	1	0	93.1	57	36	35	11	10	53	127	1.18	.176	5	32.8	13.7	387

CAREER NOTES

- Cardinals first round selection (22nd overall) in 2022 out of Oregon State University. Made his professional debut in Peoria (High-A) for the 2023 professional season.
- Selected to Major League Spring Training as a non-roster invitee in 2024 and 2025.
- Enters the 2025 season as the No. 7 prospect in the Cardinals organization by *Baseball America* and No. 6 by *Baseball Prospectus*.
- Was the No. 8 prospect in the Cardinals organization by *Baseball America* in 2024.
- Has allowed his opposition only 57 hits (11 HR) over 93.1 career innings pitched (5.5 H/9 IP) while averaging 12.2 strikeouts/9 IP.
- Has five no-hit starts over his 23 career starts with three of them 5.0 innings or more.
- Has had each of his last two professional seasons (2023 & 2024) cut short due to left elbow injuries.
- Missed three months of the 2023 season on the 7-day Injured List with a left elbow injury (loose bodies). Came after throwing 6.0 no-hit innings with three walks, five strikeouts and a hit batsman vs. Great Lakes (5/23).
- Named Midwest League Pitcher of the Week in 2023 (May 22-28).

AWARDS & HONORS

Texas League Pitcher of the Week
2024: Springfield (AA) - June 24-30
2024: Springfield (AA) - June 17-23

Arizona Fall League Fall-Star
2023: Scottsdale Scorpions

Midwest League Pitcher of the Week
2023: Peoria (A) - May 22-28

Collegiate Baseball Federation Pitcher of the Year
2022: Oregon State University

- Has yet to throw more than 90 pitches in any professional start (89 vs. Dayton, May 9, 2023).
- Pitched for Scottsdale in the 2023 Arizona Fall League, posting a 4.32 ERA (8.1 IP) and 15 strikeouts in seven relief outings.
- Named to the AFL Fall-Stars Game roster.

HJERPE, COOPER



2024

- Began the season in Peoria (A) making 11 starts before a promotion to Springfield (AA) for four starts before a left elbow injury following his July 2 outing at Northwest Arkansas sidelined him for the rest of the season.
- Led all Cardinals minor league pitchers with a .171 opponent batting average, while ranking 4th in strikeouts/9 IP (13.07) and 10th in WHIP (1.13).
- Back-to-back winner of 2024 Texas League Player of the Week (June 17 & 24) without allowing a hit in consecutive 5.0-inning starts (10.0 IP, 0 H, 3 BB, 14 SO).
- Made four starts without allowing a hit, two in Peoria and two in Springfield (5/8-G1 at Beloit 3.1 IP; 6/6 at Fort Wayne 4.0 IP; 6/20-G1 at Corpus Christi 6.0 IP; 6/26 vs. Arkansas 5.0 IP).
- Matched his career-high with eight strikeouts vs. Arkansas (6/26) while pitching 5.0 no-hit innings with two walks over 78 pitches.

BACKGROUND/PERSONAL

- Threw four no-hitters, including three in consecutive starts, at Woodland (Calif.) High School, the same school that produced former American League MVP Dustin Pedroia.
- Played college baseball at Oregon State University.
- Named 2022 College Baseball Federation Pitcher of the Year; and First Team honors All-Pac 12, National Collegiate Baseball Writers Association (NCBWA) and American Baseball Coaches Association (ABCA).
- Led the 2022 NCAA Baseball Division I with a school-record 161 strikeouts, including 10 double-digit strikeout games. Ranked 2nd with 14.02 K/9 IP and 11 wins.
- Was 15-9 with a 3.37 ERA over three seasons at OSU striking out 257 over 192.1 innings.
- Struck out a school record 17 batters over 8.0 innings against No. 2 Stanford on April 1, 2022.
- Was the first Oregon State player to be drafted in the first round since catcher Adley Rutschman went first overall by the Orioles in 2019.
- His father, Carl, was a pitcher at Cal Poly-SLO (1984-87).
- Signed by Chris Rodriguez and Donnie Marbut.
- Resides in Capay, Calif.



Left-handed pitcher Cooper Hjerpe pitching on the Cardinals Complex fields in Jupiter, February 13, 2025.



BAILEY
HORN

67

HT: 6-1 WT: 205 B/T: L/L BIRTH DATE: January 15, 1998 ML SERVICE: 0.060

FULL NAME: Bailey Christian Tant Horn

BORN: Waco, Texas

OPENING DAY AGE: 27

BECAME A CARDINAL: Claimed off waivers from the Detroit Tigers, January 9, 2025

CONTRACT STATUS: Signed through 2025

MLB DEBUT: June 29, 2024 vs. San Diego

LEFT-HANDED PITCHER 

COMPLETE RECORD

Year	Team	Age	W-L	ERA	G	GS	GF	HLD	SV	IP	H	R	ER	HR	HB	BB	SO	WHIP	BA	WP	SO%	BB%	BF
2021	Kannapolis (A)	23	1-2	2.63	8	6	0	0	0	27.1	21	13	8	0	1	7	32	1.02	.206	3	29.1	6.4	110
	South Bend (A+)	23	1-0	4.98	7	4	1	1	0	21.2	22	13	12	4	2	11	24	1.52	.253	2	24.0	11.0	100
	Winston-Salem (A+)	23	1-1	13.09	6	4	0	0	0	11.0	12	16	16	3	0	11	13	2.09	.273	0	23.6	20.0	55
2022	South Bend (A+)	24	0-0	0.00	5	0	0	0	0	10.0	2	0	0	0	0	5	16	0.70	.065	1	44.4	13.9	36
	Tennessee (AA)	24	1-3	3.46	28	0	9	3	4	41.2	37	16	16	5	2	27	58	1.54	.231	3	30.5	14.2	190
2023	Tennessee (AA)	25	0-1	2.00	6	0	0	1	1	9.0	3	2	2	0	0	5	19	0.89	.100	0	54.2	14.3	35
	Iowa (AAA)	25	7-2	4.58	39	0	9	6	2	53.0	52	29	27	5	3	29	59	1.53	.265	1	24.9	12.2	237
2024	Charlotte (AAA)	26	1-1	11.32	9	0	0	2	0	10.1	14	13	13	4	0	10	15	2.32	.333	0	28.8	19.2	52
	Worcester (AAA)	26	3-2	2.15	21	1	8	0	3	29.1	17	9	7	2	0	14	35	1.06	.165	1	29.2	11.7	120
	BOSTON	26	1-1	6.50	18	0	3	3	0	18.0	22	14	13	5	0	10	13	1.78	.293	0	14.8	11.4	88
Major League Totals			1-1	6.50	18	0	3	3	0	18.0	22	14	13	5	0	10	13	1.78	.293	0	14.8	11.4	88
Minor League Totals			15-12	4.26	129	15	31	13	10	213.1	180	111	101	23	8	119	271	1.40	.000	11	29.0	12.7	935

Note: Major League Uniform Numbers Worn: 78 (2024)

REGULAR SEASON FIELDING RECORD

Position	PCT	G	PO	A	E	TC	DP
Pitcher	.800	18	1	3	1	5	0

CAREER TRANSACTIONS

- Selected by the Chicago White Sox in the fifth round (142nd overall) of the 2020 MLB Draft.
- Acquired by the Chicago Cubs in a trade for RHP Ryan Tepera, July 29, 2021.
- Acquired by the Chicago White Sox in a trade for RHP Matt Thompson, February 27, 2024.
- Purchased by the Boston Red Sox from the Chicago White Sox, April 30, 2024.
- Claimed off waivers by the Detroit Tigers from the Boston Red Sox, November 22, 2024.
- Claimed off waivers by the St. Louis Cardinals from the Detroit Tigers, January 9, 2025.

HORN, BAILEY



CAREER NOTES

- Claimed off waivers by the Cardinals from the Detroit Tigers on January 9, 2025.
- The Cardinals become his fifth professional organization joining the White Sox, Cubs, Red Sox and Tigers. Was traded twice, purchased from an organization once, and twice a waiver claim.
- Made his Major League debut in 2024 with the Boston Red Sox after being involved in two transactions with three different teams prior.
- 2022 Arizona Fall League All-Star. Made eight appearances for the Solar Sox with a 1.50 ERA over 12.0 innings pitched.
- Began the 2022 season on the 7-day Injured List with left shoulder tendonitis. Activated on April 28 and made his season debut on May 1.
- Threw seven consecutive scoreless appearances covering 12.1 innings pitched to begin the 2022 season.

2024

- Began the season with the Chicago Cubs organization before a trade sent him to the White Sox (2/27) and was subsequently purchased by the Boston Red Sox (4/30) where he made his Major League debut.
- Made his Major League debut vs. SD (6/29) and struck out Bryce Johnson for his first MLB strikeout.
- Earned his first MLB win vs. NYY (7/26) tossing a scoreless 8th inning as the Red Sox rallied for three runs in the bottom of the 8th inning for a 9-7 win.
- Ran off three straight scoreless starts 7/2-21, for his longest scoreless streak (5.2 IP) of the season.
- Had a 3.94 ERA in his 16 appearances vs. all other MLB teams, but a 27.00 ERA (6 ER/2.0 IP) against the Rockies at Coors Field.
- Hurlled a season-high 2.2 innings pitched in his MLB debut vs. SD (6/29) and again in a scoreless outing at NYY (7/5).
- Posted a reverse split, holding right-handed batters to a .242 BA (8-33) without a home run and .333 BA (14-42) with five home runs vs. left-handers.

BACKGROUND/PERSONAL

- Graduated from West High School (TX) where he was a member of back-to-back 3A Texas State Championships. Was 13-0 with a 1.34 ERA and 120 strikeouts as a junior and 13-3 with a 1.30 ERA as a senior. Two-time Texas Sports Writers Association 3A Player of the Year and Tournament MVP.
- Played college baseball at Auburn University where he helped the Tigers to the 2019 College World Series. Was 3-0 entering the postseason and earned a win at Georgia Tech in the Atlanta Regional. Took losses vs. North Carolina in the Auburn Super Regional and vs. Louisville in Omaha.
- Was teammates with Cardinals minor league INF Brody Moore at Auburn.
- Named to the 2019 Atlanta Regional All-Tournament team.
- Transferred from McLennan (Texas) Community College to Auburn after his freshman year going 7-0 with a 3.86 ERA.
- Resides in Waco, Texas with his wife, Mallory, and son, Briggs.

2024 SEASON & CAREER HIGHS

Most IP: 2.2 IP, twice. Last: 7/5/24 at New York Yankees
Most Strikeouts: 3, 7/5/24 at New York Yankees
Most Walks: 2, twice. Last: 7/22/24 at Colorado
Most Runs Allowed: 5, 7/24/24 at Colorado
Most Earned Runs Allowed: 5, 7/24/24 at Colorado
Most Hits Allowed: 4, twice. Last: 7/24/24 at Colorado
Most HRs Allowed: 1, 5x. Last: 9/17/24 at Tampa Bay
Longest Winning Streak: 1 game, 7/26/24-present
Longest Losing Streak: 1 game, 7/22/24 at Colorado
Longest Scoreless Streak: 5.2 IP, 7/2-21/24
Pitches Thrown: 45, 6/29/24 vs. San Diego

CAREER MILESTONES

Major League Debut

June 29, 2024 vs. San Diego

First Major League Win

July 26, 2024 vs. New York (AL)

First Major League Strikeout

June 29, 2024 vs. San Diego
(5th inning, swinging, Bryce Johnson)

AWARDS & HONORS

Arizona Fall League All-Star

2022: Mesa

Texas High School 3A State Player of the Year

2016: Waco West High School (TX)

2015: Waco West High School (TX)



JOHN
KING

47

HT: 6-1 WT: 215 B/T: L/L BIRTH DATE: September 14, 1994 ML SERVICE: 3.148

FULL NAME: John Edward King

BORN: Laredo, Texas

OPENING DAY AGE: 30 (Turns 31 on September 14)

BECAME A CARDINAL: Acquired from the Texas Rangers with INF Thomas Saggese and RHP Tekoah Roby in exchange for LHP Jordan Montgomery and RHP Chris Stratton, July 30, 2023

CONTRACT STATUS: Signed through 2025

MLB DEBUT: September 4, 2020 at Seattle

LEFT-HANDED PITCHER 

COMPLETE RECORD

Year	Team	Age	W-L	ERA	G	GS	GF	HLD	SV	IP	H	R	ER	HR	HB	BB	SO	WHIP	BA	WP	SO%	BB%	BF
2018	AZL Rangers	23	0-0	5.40	1	1	0	0	0	1.2	3	2	1	0	0	1	1	2.40	.375	0	11.1	11.1	9
	Spokane (A)	23	0-0	6.00	1	1	0	0	0	3.0	5	2	2	0	1	0	2	1.67	.357	0	13.3	0.0	15
2019	Hickory (A)	24	1-2	3.42	5	5	0	0	0	26.1	31	13	10	1	0	2	29	1.25	.287	1	26.4	1.8	110
	Down East (A+)	24	2-4	2.03	14	14	0	0	0	71.0	59	20	16	4	1	11	62	0.99	.228	1	22.7	4.0	273
2020	TEXAS	25	1-0	6.10	6	0	0	0	0	10.1	13	8	7	2	2	4	9	1.65	.289	0	17.6	7.8	51
2021	TEXAS	26	7-5	3.52	27	0	6	4	0	46.0	41	24	18	3	4	12	40	1.15	.233	2	20.7	6.2	193
	Round Rock#	26	0-0	0.00	2	0	0	0	0	2.0	1	0	0	0	0	1	2	1.00	.143	0	25.0	12.5	8
2022	TEXAS	27	1-4	4.03	39	0	5	8	0	51.1	61	27	23	5	1	14	30	1.46	.298	2	13.5	6.3	222
	Round Rock	27	2-1	7.27	14	0	0	2	0	17.1	20	16	14	5	1	7	18	1.56	.282	2	22.5	8.8	80
2023	Round Rock	28	2-2	3.32	12	3	3	0	1	21.2	28	9	8	1	0	6	13	1.57	.315	0	13.4	6.2	97
	TEXAS	28	1-1	5.79	15	0	8	2	0	18.2	26	12	12	1	0	4	10	1.61	.342	0	12.3	4.9	81
	ST. LOUIS	28	1-0	1.45	20	0	1	10	0	18.2	19	3	3	1	0	6	10	1.34	.275	0	13.2	7.9	76
2024	ST. LOUIS	29	3-3	2.85	56	0	10	9	0	60.0	58	23	19	5	1	14	38	1.20	.258	3	15.3	5.6	248
	Memphis	29	1-0	3.38	6	0	4	1	2	5.1	6	2	2	1	0	0	5	1.13	.273	0	22.7	0.0	22
Major League Totals			14-13	3.60	163	0	30	33	0	205.0	218	97	82	17	8	54	137	1.33	.274	7	15.7	5.6	871
St. Louis Totals			4-3	2.52	76	0	11	19	0	78.2	77	26	22	6	1	20	48	1.23	.262	3	14.8	6.2	324
Minor League Totals			8-9	3.22	55	24	7	3	3	148.1	153	64	53	12	3	28	132	1.22	.265	4	21.5	4.6	614

Injury Rehabilitation Assignment

Note: Major League Uniform Numbers Worn: 79 (2020), 60 (2021), 32 (2022-23), 47 (2023-present)

REGULAR SEASON FIELDING RECORD

Position	PCT	G	PO	A	E	TC	DP
Pitcher	.961	163	15	34	2	51	1

KING, JOHN



2024 SEASON HIGHS

Most IP: 2.0, six times. Last: 9/10 vs. Cincinnati
Most Strikeouts: 3, three times. Last: 6/27 vs. Cincinnati
Most Walks: 2, twice. Last: 9/27 at San Francisco
Most Runs Allowed: 2, five times. Last: 9/1 at New York Yankees
Most Earned Runs Allowed: 2, four times. Last: 9/1 at NY Yankees
Most Hits Allowed: 3, six times. Last: 8/27 vs. San Diego
Most HRs Allowed: 1, five times. Last: 8/10 at Kansas City
Longest Winning Streak: 3 games, 5/22-7/4
Longest Losing Streak: 2 games, 7/22-end of season
Longest Scoreless Streak: 7.2 innings, 9/7-end of season
Pitches Thrown: 35, 5/5 vs. Chicago White Sox

CAREER HIGHS

Most IP: 3.2, 6/25/21 vs. Kansas City
Most Strikeouts: 4, twice. Last: 6/1/21 at Colorado
Most Walks: 2, 6x. Last: 9/27/24 at San Francisco
Most Runs Allowed: 5, 6/10/22 at Chicago White Sox
Most Earned Runs Allowed: 5, 6/10/22 at Chicago White Sox
Most Hits Allowed: 6, 6/10/22 at Chicago White Sox
Most HRs Allowed: 2, 7/6/21 vs. Detroit
Longest Winning Streak: 3 games, 3x: Last: 5/22-7/4/24
Longest Losing Streak: 4 games, 5/8-9/29/22
Longest Scoreless Streak: 7.2 innings, 9/7/24-present
Pitches Thrown: 55, 6/25/21 vs. Kansas City

CAREER NOTES

- Acquired by the Cardinals in a five-player trade with the Texas Rangers on July 30, 2023. Was the only player of all the Cardinals 2023 deadline acquisitions who immediately was added to the St. Louis roster.
- Since his MLB debut season in 2020, ranks 7th among Major League relievers in groundball percentage (62.0%).
- Also has logged a 62.0% groundball rate since joining St. Louis (2023-24), 3rd-highest all-time by a Cardinal behind Andre Pallante (66.2%) and Randy Choate (64.6%) - minimum 580 batters faced.
- Recorded a 70.6% first-strike percentage in 2024, 6th-highest among MLB relievers and 7th-highest in Cardinals single-season history (minimum 40 appearances).
- Among Cardinals pitchers to face 300+ batters, his career 69.4% of first pitch strikes ranks as the 5th-highest all-time in franchise history (since 1913).
- Went 7-5 in the 2021 season, which tied for the most wins (7) in a Major League season with 27 or fewer relief appearances and zero starts (Bob Kline, 7-2, 1934 Philadelphia Athletics & Washington Senators).
- Tied Dick Hall (Baltimore, 1971) for the most decisions (12) in a single-season (2021) for a pitcher with 27 or fewer relief appearances and zero starts.
- Texas selected his contract from the Alternate Training Site on Sept. 4, 2020, during the COVID-shortened season. He made his MLB debut on Sept. 4, 2020 at Seattle, and earned his first Major League win five days later vs. the Los Angeles Angels (Sept. 9, 2020).

AWARDS & HONORS

Carolina League Pitcher of the Week
2019: Down East (A) - June 10-16

CAREER MILESTONES

Major League Debut
September 4, 2020 at Seattle

First Major League Win
September 9, 2020 vs. Los Angeles (AL)

First Major League Strikeout
September 4, 2020 at Seattle
(5th inning, swinging, Kyle Lewis)

- Was one of five Major League players to make their MLB debut in 2020 despite not appearing in a game above the High-A level.
- Missed half of the 2021 season due to left shoulder inflammation. Underwent Thoracic Outlet Syndrome surgery performed by Dr. Daniel Pearl on Sept. 17, 2021.
- Was rated as having the "Best Change-Up" in the Rangers organization in 2021 by *Baseball America*.
- Did not appear in his first professional season in 2017 due to left elbow surgery after being drafted by Texas in 2017.

CAREER TRANSACTIONS

- Selected by the Texas Rangers in the 10th round (314th overall) of the June, 2017 First-Year Player Draft.
- On Texas Rangers Injured List (left shoulder inflammation), July 9, 2021 - August 18, 2021; included injury rehabilitation assignment to Round Rock (AAA).
- On Texas Rangers Injured List (left shoulder inflammation), August 20, 2021 to end of season.
- Acquired by the St. Louis Cardinals along with minor leaguers INF Thomas Saggese and RHP Tekoah Roby from the Texas Rangers in exchange for LHP Jordan Montgomery and RHP Chris Stratton, July 30, 2023.



2024

NL Reliever Ranks: Groundball pct. (60.6%, 3rd), First Pitch Strike Pct. (70.6, 2nd)

- Set single-season career-bests in games (56), innings pitched (60.0), ERA (2.85), BABIP (.280), and games finished (10).
- Ranked 3rd on the Cardinals in *Baseball Reference's* ERA+ (148) behind Ryan Helsley (206) and Andrew Kittredge (150).
- Finished in the 98th percentile in MLB in groundball percentage, according to *Baseball Savant*.
- Logged a 70.6% first-strike percentage, 6th-highest among MLB relievers and the 7th-highest in Cardinals single-season history (minimum 40 appearances).
- His first strikeout of the season was the 100th of his Major League career, fanning James Outman (swinging) on March 31 at Los Angeles Dodgers.
- Induced eight groundball double plays, most among Cardinals relievers. Seven came against right-handed batters.
- Recorded 4+ outs in 17 games, 8th-most among NL left-handed relievers.
- Logged a 2.53 ERA (32.0 IP) in 29 games at Busch Stadium, and yielded all five home runs on the road (accounting for 11 runs).
- Stranded 16 of 33 (51.5%) inherited runners.
- Retired the first batter faced in 36 of 56 outings (64.3%).
- 38 of his 56 games pitched were scoreless outings.
- Enjoyed a career-high three-game winning streak from May 22-July 4.
- Pitched on back-to-back days 14 times (3.29 ERA)
- Appeared in 13 games in June, his career-high for a single month, following 12 appearances in May.

BACKGROUND/PERSONAL

- Graduated from Clements High School in Sugar Land, Texas, where he was a three-year letterwinner in baseball.
- Played college baseball at Angelia College in Lufkin, Texas (2014-15)
- Transferred to the University of Houston, where he was teammates of current Major Leaguers Corey Julks, Jared Triolo, and Connor Wong. Went 14-5 over two seasons with the Cougars (2016-17).
- Tore the UCL in his left elbow during his senior season at Houston, but continued to pitch through the injury. After being selected by Texas in the 10th round of the 2017 MLB Draft, underwent left elbow surgery two weeks later in July 2017.
- Signing scout was Randy Taylor (Rangers).
- He and his wife, Jillian, reside in Grand Prairie, Texas.

HIGHEST GROUNDBALL PERCENTAGE AMONG MLB RELIEVERS SINCE 2020

MLB Rank	GB%	IP	Seasons
1. Andre Pallante	72.1	131.2	2022-24
2. Clay Holmes	68.9	261.0	2020-24
3. Aaron Bummer	65.5	206.0	2020-24
4. Tim Hill	62.7	237.0	2020-24
5. Jhoan Duran	62.6	184.1	2022-24
6. Brusdar Graterol	62.3	174.2	2020-24
7. John King	62.0	205.0	2020-24

(minimum 580 batters faced in relief)

HIGHEST ALL-TIME GROUNDBALL PCT. BY A CARDINAL SINCE 1913

MLB Rank	GB%	IP	Seasons
1. Andre Pallante	66.2	297.2	2022-24
2. Randy Choate	64.6	98.2	2013-25
3. John King	62.0	78.2	2023-24
4. Jordan Hicks	61.1	219.1	2018-23
5. Dan Quisenberry	60.6	116.1	1988-89

(minimum 580 batters faced)

HIGHEST PERCENTAGE OF FIRST PITCH STRIKES BY 2024 MLB RELIEVERS

MLB Rank	Team(s)	Pct. First Pitch Strikes	G
1. Chris Martin	Red Sox	77.8	45
2. Collin Snider	Mariners	73.8	42
3. Andrew Kittredge	Cardinals	72.6	74
4. Tim Hill	CWS/NYY	71.2	62
5. Griffin Jax	Twins	71.0	72
6. John King	Cardinals	70.6	56

(minimum 40 relief appearances)

HIGHEST SINGLE-SEASON PCT. OF FIRST PITCH STRIKES BY CARDS RELIEVERS

Cardinals Rank	Season	Pct. First Pitch Strikes	G
1. Andrew Kittredge	2024	72.6	74
2. John Brebbia	2017	72.3	50
3. Edward Mujica	2013	72.3	65
4. Dennis Eckersley	1997	72.0	57
5. Jason Motte	2012	71.2	67
6. John Brebbia	2018	70.7	45
7. John King	2024	70.6	56

(minimum 40 relief appearances)

HIGHEST ALL-TIME PERCENTAGE OF FIRST PITCH STRIKES BY A CARDINAL

Cardinals Rank	Seasons	Pct. First Pitch Strikes	G
1. Edward Mujica	2012-13	71.9	94
2. John Lackey	2014-15	71.7	43
3. Dan Quisenberry	1988-89	69.9	96
4. John Brebbia	2017-19	69.5	161
5. John King	2023-24	69.4	76
6. Seth Maness	2013-16	68.0	244

(minimum 300 batters faced)



MATT
KOPERNIAK 29

HT: 6-0 WT: 205 B/T: L/R BIRTH DATE: September 8, 1998 ML SERVICE: 0.000

(koh-PUR-nee-ack)

FULL NAME: Matthew Hayden Koperniak

BORN: London, United Kingdom

OPENING DAY AGE: 26 (Turns 27 on September 8)

BECAME A CARDINAL: Signed as a non-drafted minor league free agent, June 16, 2020

CONTRACT STATUS: Signed through 2025

OUTFIELDER

COMPLETE BATTING RECORD

Year	Team	AGE	G	AB	R	H	2B	3B	HR	RBI	BB	SO	SB	CS	HBP	SH	SF	AVG	OBP	SLG	OPS
2021	Palm Beach (A)	23	58	183	28	59	15	0	4	23	30	32	3	1	12	0	3	.322	.443	.470	.913
	Peoria (A+)	23	4	14	0	6	3	0	0	3	2	3	0	0	2	0	0	.429	.556	.643	1.199
	Springfield (AA)	23	33	133	19	36	7	0	3	15	9	20	1	2	2	0	0	.271	.326	.391	.717
2022	Springfield (AA)	24	106	385	67	111	13	2	14	59	40	82	11	4	5	3	4	.288	.359	.442	.801
	Memphis (AAA)	24	2	3	1	2	0	0	0	0	1	0	1	0	1	0	0	.667	.800	.667	1.467
2023	Springfield (AA)	25	33	128	19	41	3	1	4	18	15	27	2	5	0	0	2	.320	.386	.453	.839
	Memphis (AAA)	25	96	371	56	102	12	2	14	67	44	61	9	1	3	0	4	.275	.353	.431	.784
2024	Memphis (AAA)	26	122	463	64	*143	28	3	20	73	43	96	5	6	4	0	3	.309	.370	.512	.882
Minor League Totals			454	1680	254	500	81	8	59	258	184	321	32	19	29	3	16	.298	.373	.461	.834

* Led League

WORLD BASEBALL CLASSIC RECORD

Year	Team	AGE	G	AB	R	H	2B	3B	HR	RBI	BB	SO	SB	CS	HBP	SH	SF	AVG	OBP	SLG	OPS
2023	Great Britain	25	4	8	1	0	0	0	0	0	2	2	1	0	0	0	0	.000	.200	.000	.200

CAREER NOTES

- Enters the 2025 season rated as the No. 21 prospect in the Cardinals organization by *Baseball America*.
- Added to the Cardinals 40-Player roster on Nov. 19, 2024.
- Since his professional debut in 2021, leads all Minor Leaguers with a .298 batting average, ranks 4th in hits (500), 5th in on-base percentage (.373), 9th in OPS (.834), and 18th in total bases (774).
- Led the International League with 143 hits in 2024.
- Played for Great Britain in the 2023 World Baseball Classic, appearing in four games as the designated hitter.
- Named Cardinals Minor League Player of the Month for August 2022 and the Texas League Player of the Week for Aug. 8-14, 2022.
- Hit for the cycle on Aug. 9, 2022 at Amarillo while with Double-A Springfield.
- Selected as a 2021 Cardinals Organizational All-Star as an outfielder by MiLB.com.

ST. LOUIS CARDINALS BORN IN ENGLAND

Cardinal	Pos.	Games	Season(s)
1. Dave Brain	3B	287	1903-05
2. Lance Painter	LHP	157	1997-2003
3. Danny Cox	RHP	155	1983-88
4. Tom Brown	OF	83	1895
5. Marty Hogan	OF	34	1894-95

- Ranked among 2021 Cardinals minor league leaders in batting average (.306, 4th), on-base pct. (.405, 4th), OPS (.851, 8th), hits (101, 8th) and doubles (25).
- Signed as an undrafted free agent out of Division III Trinity College in Hartford, Conn. following the 2020 MLB Draft.
- Named to the All-NESCAC First Team and led the league in hits and slugging pct. during his junior season in 2019.



2024

- Played the entire season with Memphis (AAA), appearing in 122 games playing all three outfield positions. Started 64 games in left field, 31 in right field and 23 in centerfield.
- Led the International League in hits (143), while ranking among league leaders in batting (.309, 3rd), slugging (.512, 5th), OPS (.882, 3rd), extra base hits (51) and total bases (237).
- His 143 hits matched his career high from 2023. Ranked 2nd on the club in home runs (20), RBI (73), doubles (28) and slugging (.512).
- Ranked 3rd among Cardinals minor leaguers in home runs and RBI.
- International League Player of the Week (June 29-July 4).
- Blasted a career-high 20 home runs.
- Of players who spent the entire Minor League Baseball season with one team, ranked 7th in hits.
- Posted a .956 OPS vs. left-handed pitchers and a .857 vs. right-handed pitchers.
- Batted .330 (38-115) with runners in scoring position and .327 w/RISP and two outs (17-52) totaling 24 RBI in the latter situations.
- Ran off a 24-game on-base streak (7/27-8/23), 12th-longest in the International League. Batted .356 (32-90) with a .449 OBP over the stretch with a 1.082 OPS.

BACKGROUND/PERSONAL

- Signed as an undrafted free agent out of Division III Trinity College in Hartford, Conn. following the 2020 MLB Draft.
- Named to the All-NESCAC First Team and led the league in hits and slugging pct. during his junior season in 2019.
- Was a teammate with fellow Cardinals farmhand RHP Gordon Graceffo on the North Adams SteepleCats of the New England Collegiate Baseball League in 2019, earning NECBL All-Star Team and All-NECBL First Team honors.
- Went 5-for-5 with two home runs in a win over Salve Regina in the regional round of the 2019 NCAA D-III Championship Tournament.
- Brother, Mike, played baseball at Wheaton College (Mass.) and father, Chris, played baseball at UMass.
- Born in London, United Kingdom.
- Signed by Jim Negrych.
- Resides in Adams, Mass.

AWARDS & HONORS

International League Player of the Week
2024: Memphis (AAA) - June 29-July 4

Cardinals Minor League Player of the Month
2022: Springfield (AA) - August

Texas League Player of the Week
2022: Springfield (AA) - Aug. 8-14

MiLB.com Organizational All-Star - OF
2021: Palm Beach (Low-A)/Peoria (A)/Springfield (AA)

MINOR LEAGUE BATTING LEADERS COMBINED SEASONS SINCE 2021

MiLB Rank	Organization(s)	BA
1. Matt Koperniak	Cardinals	.298
2. Coco Montes	Rockies	.290
3. Blaine Crim	Rangers	.289
4. Deyvison De Los Santos	DBacks/Marlins	.287
5. Troy Johnston	Marlins	.286
6. Jonathan Rodriguez	Guardians	.286
7. Thomas Saggese	Rangers/Cardinals	.285
8. Nick Yorke	Red Sox/Pirates	.284
9. Tirso Ornelas	Padres	.280
10. Rafael Lantigua	Blue Jays	.279



KYLE
LEAHY

62

HT: 6-4 WT: 220 B/T: S/R BIRTH DATE: June 4, 1997 ML SERVICE: 0.140

(LAY-hee)

FULL NAME: Kyle Yandow Leahy

BORN: Longmont, Colorado

OPENING DAY AGE: 27 (Turns 28 on June 4)

BECAME A CARDINAL: Selected by the Cardinals in the 17th round (513th overall) of the 2018 MLB Draft

CONTRACT STATUS: Signed through 2025

MLB DEBUT: July 7, 2023 at Chicago White Sox

RIGHT-HANDED PITCHER 

COMPLETE RECORD

Year	Team	Age	W-L	ERA	G	GS	GF	HLD	SV	IP	H	R	ER	HR	HB	BB	SO	WHIP	BA	WP	SO%	BB%	BF
2018	Johnson City (R)	21	4-3	5.68	13	10	2	0	2	58.2	88	48	37	7	2	11	45	1.69	.345	3	16.2	4.0	277
2019	Peoria (A)	22	4-8	3.00	16	16	0	1	0	90.0	78	33	30	4	3	22	81	1.11	.231	4	22.2	6.0	365
	Palm Beach (A+)	22	1-5	6.30	6	6	0	0	0	30.0	43	27	21	3	0	12	19	1.83	.336	0	13.3	8.4	143
	Springfield (AA)	22	0-0	0.00	1	0	1	0	0	3.0	1	0	0	0	0	0	2	0.33	.091	0	18.2	0.0	11
2020		23	DID NOT PLAY -- NO MiLB SEASON																				
2021	Springfield (AA)	24	0-8	8.20	25	10	4	0	0	86.2	130	86	79	17	3	44	63	2.01	.000	6	14.9	10.4	422
2022	Springfield (AA)	25	10-7	5.23	27	26	0	0	0	141.0	155	90	82	22	7	*71	144	1.60	.000	7	22.5	11.1	639
	Memphis (AAA)	25	0-0	7.36	1	0	0	0	0	3.2	4	3	3	1	0	1	2	1.36	.000	0	13.3	6.7	15
2023	Memphis (AAA)	26	5-4	6.26	46	4	9	0	0	83.1	104	66	58	15	2	39	92	1.72	.000	6	23.8	10.1	386
	ST. LOUIS	26	0-1	21.60	3	0	0	0	0	1.2	4	4	4	1	1	5	2	5.40	.444	0	13.3	33.3	15
2024	Memphis (AAA)	27	0-4	3.86	16	0	3	0	0	28.0	30	12	12	6	1	8	31	1.36	.000	2	25.6	6.6	121
	ST. LOUIS	27	1-1	4.07	33	0	14	0	1	48.2	40	23	22	4	1	10	33	1.03	.225	3	17.3	5.2	191
Major League Totals			1-2	4.65	36	0	14	0	1	50.1	44	27	26	5	2	15	35	1.17	.000	3	17.0	7.3	206
Minor League Totals			24-39	5.53	151	72	19	1	2	524.1	633	365	322	75	18	208	479	1.60	.000	28	20.1	8.7	2379

Note: Major League Uniform Numbers Worn: 64 (2023), 62 (2024-present)

* Led League

REGULAR SEASON FIELDING RECORD

Position	PCT	G	PO	A	E	TC	DP
Pitcher	.800	36	1	3	1	5	1

2024 SEASON HIGHS

Most IP: 3.0, 6/26 vs. Atlanta
Most Strikeouts: 4, 9/2 at Milwaukee
Most Walks: 2, 5/10 at Milwaukee
Most Runs Allowed: 4, 5/10 at Milwaukee
Most Earned Runs Allowed: 4, 5/10 at Milwaukee
Most Hits Allowed: 4, twice. Last: 9/6 vs. Seattle
Most HRs Allowed: 1, 4x. Last: 8/24 at Minnesota
Longest Winning Streak: 1 game, 5/13-end of season
Longest Losing Streak: 1 game, 4/30 [2]
Longest Scoreless Streak: 7.0, 5/13-27
Pitches Thrown: 55, 6/26 vs. Atlanta

CAREER HIGHS

Most IP: 3.0, 6/26/24 vs. Atlanta
Most Strikeouts: 4, 9/2/24 at Milwaukee
Most Walks: 2, 3x. Last: 5/10/24 at Milwaukee
Most Runs Allowed: 4, 5/10/24 at Milwaukee
Most Earned Runs Allowed: 4, 5/10/24 at Milwaukee
Most Hits Allowed: 4, twice. Last: 9/6/24 vs. Seattle
Most HRs Allowed: 1, 5x. Last: 8/24/24 at Minnesota
Longest Winning Streak: 1 game, 5/13/24-present
Longest Losing Streak: 2 games, 7/7/23-4/30/24 [2]
Longest Scoreless Streak: 7.0, 5/13-27/24
Pitches Thrown: 55, 6/26/24 vs. Atlanta



CAREER NOTES

- Pitched parts of two Major League seasons for the Cardinals (2023-24), making 36 relief appearances.
- Made his Major League debut for St. Louis at the Chicago White Sox on July 7, 2023, taking the loss in a relief appearance.
- Struck out his first Major League batter (Tim Anderson) swinging on July 7, 2023 at Guaranteed Rate Field.
- Primarily operated out of the bullpen for the first time in his professional career the last two seasons after starting 72-of-89 games over his first four professional seasons (2018-19, 21-22).
- Joins RHP Britt Reames (1995) as the only two Cardinals 17th round draft picks to appear in a Major League game.
- In 2022, led the Cardinals minor league system and ranked 10th overall in minor league baseball with a career-high 144.2 innings pitched.
- Established Springfield (AA) single-season record with 144 strikeouts in 2022, surpassing Austin Gomber (140) in 2017.
- Pitched for Salt River in the 2022 Arizona Fall League. Made nine relief appearances and struck out 21 batters over 14.1 innings pitched.
- Struck out a career-high 10 batters twice with Single-A Peoria in 2019 (June 25 at Clinton & July 11 vs. Lansing).

2024

- Was selected from Memphis (AAA) to St. Louis on April 30 as the 27th player for a doubleheader and would be recalled five more times during the season.
- Led Cardinals relief pitchers in Inherited Runners Scored Pct. (11.8%) stranding 15-of-17 of those with 10 or more Inherited Runners. Ranked T-7th among N.L. relievers with 15 or more inherited runners.
- Stranded 10 inherited runners without allowing one to score from May 10 - Sept. 6.
- Pitched 2.2 perfect innings for his first Major League win at LAA (5/13) retiring all eight batters faced in a 10-5 win.
- Ran off a season-high 7.0 scoreless innings over five appearances beginning with his first MLB win at LAA and through 5/27 at CIN.
- Recorded his first Major League save at ATL (7/20) with two scoreless innings in the night cap of a doubleheader.
- Ranked 3rd among National League rookies with a 1.03 WHIP trailing only Bryan Hudson (MIL, 0.72) and Porter Hodge (0.83, CHI).
- Also ranked in the Top 10 among NL rookies in ground into double plays (0.92, 5th), GIDP (5, T-5th), home runs/9 IP (0.74, 10th), walks/9 IP (1.85, 2nd), baserunners/9 IP (9.43, 3rd) and SO/BB ratio (3.30, 4th),

CAREER MILESTONES

Major League Debut

July 7, 2023 at Chicago White Sox

First Major League Win

May 13, 2024 at Los Angeles (AL)

First Major League Save

July 20, 2024 at Atlanta

First Major League Strikeout

July 7, 2023 at Chicago White Sox
(7th inning, Tim Anderson, swinging)

BACKGROUND/PERSONAL

- Graduated from Erie (Colo.) High School. Named Boulder County Player of the Year and was selected to play at the High School Futures Game at Coors Field.
- Played college baseball at Colorado Mesa University in Grand Junction, Colo., going 22-2 with a 3.13 ERA (204.1 IP), 188 strikeouts and six complete games.
- Joins Tigers' outfielder Bligh Madris as Colorado Mesa alumni currently in MLB.
- Allowed nine home runs to 852 total batters faced while pitching in high altitude (Grand Junction is 4,583 ft above sea level).
- Posted a 13-0 record with a 1.41 ERA during his sophomore season, earning First Team All-American, First Team Academic All-American, and was the South Central Regional Tournament MVP.
- Pitched two summers for the Waterloo Bucks of the collegiate summer Northwoods League (2016-17).
- His father, Tim Leahy, played college basketball at Kansas State University.
- His uncle, Thomas Leahy, pitched in the Braves organization (1991-93) advancing to Durham (High-A).
- Resides in Boulder, Colo.

LEAHY, KYLE



MATTHEW LIBERATORE 52

HT: 6-5 WT: 215 B/T: L/L BIRTH DATE: November 6, 1999 ML SERVICE: 1.144**(LIBB-er-uh-tore)****FULL NAME:** Matthew Joseph Liberatore**BORN:** Peoria, Arizona**OPENING DAY AGE:** 25**BECAME A CARDINAL:** Acquired from Tampa Bay Rays with C Edgardo Rodriguez and Rays Comp. B draft pick for OF José Martínez, OF Randy Arozarena and Cardinals Comp. A draft pick, Jan. 9, 2020**CONTRACT STATUS:** Signed through 2025**MLB DEBUT:** May 21, 2022 at Pittsburgh**LEFT-HANDED PITCHER**

COMPLETE RECORD

Year	Team	Age	W-L	ERA	G	GS	GF	HLD	SV	IP	H	R	ER	HR	HB	BB	SO	WHIP	BA	WP	SO%	BB%	BF
2018	GCL Rays (Rk)	18	1-2	0.98	8	8	0	0	0	27.2	16	7	3	0	3	11	32	0.98	.170	1	29.6	10.2	108
	Princeton (Rk)	18	1-0	3.60	1	1	0	0	0	5.0	5	2	2	0	0	2	5	1.40	.294	0	26.3	10.5	19
2019	Bowling Green (A)	19	6-2	3.10	16	15	0	1	0	78.1	70	33	27	2	4	31	76	1.29	.237	6	22.9	9.3	332
2020		20	DID NOT PLAY -- ALTERNATE TRAINING SITE ONLY																				
2021	Memphis (AAA)	21	9-9	4.04	22	18	0	0	0	124.2	123	66	56	19	4	33	123	1.25	.257	3	23.7	6.3	520
2022	Memphis (AAA)	22	7-9	5.17	22	22	0	0	0	115.0	118	68	66	16	10	41	116	1.38	.269	4	23.4	8.3	495
	ST. LOUIS	22	2-2	5.97	9	7	1	0	0	34.2	42	23	23	5	1	18	28	1.73	.304	5	17.4	11.2	161
2023	Memphis (AAA)	23	4-3	4.18	13	13	0	0	0	64.2	58	32	30	8	3	38	84	1.49	.243	2	29.7	13.4	283
	ST. LOUIS	23	3-6	5.25	22	11	3	0	0	61.2	66	42	36	5	5	25	46	1.48	.274	4	16.7	9.1	275
2024	ST. LOUIS	24	3-4	4.40	60	6	8	0	0	86.0	81	44	42	11	2	28	76	1.27	.251	3	21.2	7.8	358
Major League Totals			8-12	4.99	91	24	12	0	0	182.1	189	109	101	21	8	71	150	1.43	.269	12	18.9	8.9	794
Minor League Totals			28-25	3.99	82	77	0	1	0	415.1	390	208	184	45	24	156	436	1.32	.250	16	24.8	8.9	1757

Note: Major League Uniforms Worn: 52 (2022-present)

WILD CARD SERIES RECORD

Year	Team	Age	W-L	ERA	G	GS	GF	HLD	SV	IP	H	R	ER	HR	HB	BB	SO	WHIP	BA	WP	SO%	BB%	BF
2022	STL vs. PHI																						

NOT ON POSTSEASON ROSTER - ST. LOUIS TAXI SQUAD

REGULAR SEASON FIELDING RECORD

Position	PCT	G	PO	A	E	TC	DP
Pitcher	.970	91	7	25	1	33	2

CAREER TRANSACTIONS

- Selected by the Tampa Bay Rays in the first round (16th overall) of the June 2018 First-Year Player Draft.
- Acquired by the St. Louis Cardinals from the Tampa Bay Rays with C Edgardo Rodriguez and Rays Compensation draft pick B (RHP Tink Henge) in exchange for OF José Martínez, OF Randy Arozarena and Cardinals Compensation draft pick A (INF Alika Williams), January 9, 2020.
- On St. Louis Injured List (lower back tightness) August 19 to September 4, 2023; included rehabilitation assignment to Memphis (AAA).



2024 SEASON HIGHS

Most IP (Starter): 6.0, 6/26 [2] vs. Atlanta.
Most IP (Relief): 3.0, 3x, Last: 9/13 at Toronto
Most Strikeouts (Starter): 8, 6/26 [2] vs. Atlanta
Most Strikeouts (Relief): 4, 8/5 vs. New York Mets
Most Walks (Starter): 3, 7/24 at Pittsburgh
Most Walks (Relief): 2, 4x, Last: 9/3 at Milwaukee
Most Runs Allowed (Starter): 5, 7/24 at Pittsburgh
Most Runs Allowed (Relief): 4, twice, Last: 8/31 at New York Yankees
Most Earned Runs Allowed (Starter): 5, 7/24 at Pittsburgh
Most Earned Runs Allowed (Relief): 4, twice, Last: 8/31 at New York Yankees
Most Hits Allowed (Starter): 6, 5/19 vs. Boston
Most Hits Allowed (Relief): 5, twice, Last: 8/31 at New York Yankees
Most HRs Allowed: 2, 6/19 at Miami
Longest Winning Streak: 1 game, 3x, Last: 8/9
Longest Losing Streak: 1 game, 4x, Last: 9/28-end of season
Longest Scoreless Streak: 11.0 IP, 6/19-7/5
Pitches Thrown: 85, 6/26 [2] vs. Atlanta

CAREER HIGHS

Most IP (Starter): 8.0, 8/10/23 at Tampa Bay
Most IP (Relief): 3.0, 3x, 9/13/24 at Toronto
Most Strikeouts (Starter): 8, 6/26/24 [2] vs. Atlanta
Most Strikeouts (Relief): 4, 8/5/24 vs. New York Mets
Most Walks (Starter): 4, 10/5/22 at Pittsburgh
Most Walks (Relief): 2, 4x, Last: 9/3/24 at Milwaukee
Most Runs Allowed (Starter): 6, 8/16/23 at Oakland
Most Runs Allowed (Relief): 4, twice, Last: 8/31/24 at New York Yankees
Most Earned Runs Allowed (Starter): 5, 6x, Last: 7/24/24 at Pittsburgh
Most Earned Runs Allowed (Relief): 4, twice, Last: 8/31/24 at New York Yankees
Most Hits Allowed (Starter): 10, 8/16/23 vs. Oakland
Most Hits Allowed (Relief): 5, twice, Last: 8/31/24 at New York Yankees
Most HRs Allowed: 3, 6/2/22 at Chicago Cubs
Longest Winning Streak: 1 game, 7x, Last: 8/9/24
Longest Losing Streak: 4 games, 5/26-8/3/23
Longest Scoreless Streak: 11.0 IP, 6/19-7/5/24
Pitches Thrown: 101, 8/10/23 at Tampa Bay

CAREER NOTES

- Made his Major League debut for the Cardinals in 2022 and has appeared in 91 games as a starter and a reliever.
- Was acquired by the Cardinals from the Rays in a four-player trade in 2020, with a compensation pick that netted the Cardinals RHP Tink Hence.
- Was a childhood friend of his Cardinals teammate Nolan Gorman.
- Major League debut came at PIT (5/21/22) at PNC Park tossing 4.2 innings in a no decision.
- Is 5-9 with a 5.86 ERA in 24 career starts and 3-3 with a 3.89 ERA in 67 career relief appearances.
- Has held left-handed batters to a .218 average (47-216) with 13 extra base hits (10 doubles, 3 home runs). The 13 extra base hits vs. lefties are the fewest among Cardinals pitchers with 200 batters faced since 2022.
- Has the 3rd-lowest ERA (1.02, 17.2 IP) for a pitcher vs. the Brewers since making his MLB debut in 2022 (min. 15.0 IP), trailing only teammate Ryan Helsley (0.46, 19.2 IP) and Tony Gonsolin (0.50, 18.0 IP).
- In his last 29 appearances vs. N.L. Central opponents, has only allowed two home runs with both coming vs. the Pirates (Rowdy Tellez, solo, 7/24/24 & Billy Cook, 3-run, 9/18/24).
- Pitched arguably his finest career outing against his original drafting organization (Rays) at Tropicana Field vs. TB (8/10/23) firing a career-high 8.0 scoreless innings of two-hit ball with a season-high seven strikeouts in a 5-2 win.
- Started the second game of the 2023 London Series vs. the Cubs (6/25/23) after Jack Flaherty was a late scratch. Pitched 2.1 innings and did not factor into the decision as the Cardinals rallied for a 7-5 win.
- 2021 Cardinals Minor League Pitcher of the Year
- In his first season of play in the Cardinals organization (2021), set career highs and led Cardinals minor leaguers in wins (9), innings pitched (124.2), and strikeouts (123).

CAREER MILESTONES

Major League Debut
May 21, 2022 at Pittsburgh

First Major League Start
May 21, 2022 at Pittsburgh

First Major League Win
May 28, 2022 vs. Milwaukee

First Major League Strikeout
May 21, 2022 at Pittsburgh
(1st inning, Michael Chavis, swinging)

- Pitched in two games for Team USA during the 2021 qualifying round of the delayed 2020 Tokyo Olympics.
- Started for the National League in the 2021 SiriusXM All-Star Futures Game at Coors Field. Worked a perfect first frame on 13 pitches, retiring a trio of then-Top 10 prospects in Bobby Witt Jr., Jarred Kelenic and Julio Rodríguez.
- Helped lead Team USA 18U to the Gold Medal at the 2017 World Cup firing 12 scoreless innings in the Gold Medal Game.
- Ranked as the No. 4 prospect in the Cardinals organization in 2023 by *Baseball America*. Previously was ranked No. 3 in 2022, and the No. 2 prospect in both 2021 and 2020.
- Rated as having the “Best Changeup” in the organization in 2022, and “Best Curveball” in the Rays (2019) and Cardinals (2020) organizations by *Baseball America*.
- Following the 2019 season, ranked as the Midwest League’s No. 2 overall prospect by *Baseball America*.



2024

- Spent the entire season on the Major League roster, his first season on the Opening Day roster and first full season in the majors.
- Appeared in a career-high 60 games making six starts. Ranked 5th on the Cardinals staff in appearances and T-15th among National League left-handers.
- Set Major League career-highs in innings pitched (86.1), strikeouts (76), and tied with three wins.
- Made 12 relief appearances to begin the season before his first spot start vs. CWS (5/5) tossing 3.2 innings, allowing one run, in a game the Cardinals lost 5-1.
- Pitched a season-high 6.0 scoreless innings of two-hit ball in a start vs. ATL (6/26-Game 2), striking out a career-high eight batters in a 4-1 win.
- The 6.0 scoreless innings was part of a run of a career-best 11.0 scoreless innings, 5th-longest streak of the season for the Cardinals.
- He was notified that he was starting on the day of game in two of his starts: at MIA (6/19) and vs. ATL (6/26-Game 2).
- Made a team-high 14 appearances in August, T-2nd among NL pitchers and the most in a month in his career.
- Led the Cardinals and ranked 7th in the N.L. with 25 appearances after the trade deadline (8/1).
- Pitched a season-high 3.0 innings in relief twice (4/28 at NYM & 8/9 at KC). Earned the win at KC as the Cardinals rallied from a 5-3 deficit to an 8-5 win facing one over the minimum (walk).
- Went nine consecutive appearances (4/4-5/5) without allowing a hit against a left-handed batter (0-for-19, one walk).
- Recorded a career-high seven Holds.
- Ranked T-2nd among Cardinals relievers with John King with 33 inherited runners, trailing only JoJo Romero (34).

BACKGROUND/PERSONAL

- Graduated from Mountain Ridge High School in Glendale, Arizona.
- Signed his letter of intent to the University of Arizona.
- 2018 Arizona High School Gatorade Player of the Year, and finalist for Gatorade National Player of the Year.
- Posted marks of 8-1 with an 0.93 ERA and 104 strikeouts in 60.1 innings during his senior year (15.51 K/9 IP).
- Was a childhood teammate and friend of Cardinals infielder Nolan Gorman.
- Both Liberatore and Gorman played in the American Youth Baseball Hall of Fame tournament at Cooperstown Dreams Park in 2012 and on the same World Cup team in 2017, winning the Gold Medal in Canada.
- Ranked by *Baseball America* as the No. 2 overall player in the 2018 Major League Baseball Draft.
- Originally selected by the Rays in the first round (16th overall) of the 2018 MLB Draft, making him the highest drafted high school player in Rays franchise history.
- Threw 12.0 scoreless innings against Korea to win the Gold Medal Game in the 18U World Cup Championship.

AWARDS & HONORS

International League Pitcher of the Month
2023: Memphis (AAA) - April

International League Pitcher of the Week
2022: Memphis (AAA) - April 18-24

Cardinals Minor League Pitcher of the Year
2021: Memphis (AAA)

Triple-A East Post-Season All-Star - LHP
2021: Memphis (AAA)

Sirius/XM All-Star Futures Game Selection
2021: National League

Cardinals Minor League Pitcher of the Month
2023: Memphis (AAA) - April
2021: Memphis (AAA) - August
2021: Memphis (AAA) - June

Rays Minor League Pitcher of the Month
2019: Bowling Green (A) - June
2018: Princeton (R) - August

Baseball American Rookie All-Star
2018: Princeton (R)

Arizona High School State Runner-Up
2018: Mountain Ridge (6A)
2016: Mountain Ridge (Division 1)

Arizona Gatorade Player of the Year
2018: Mountain Ridge (6A)

World Cup Gold Medal - 18U
2017: United States

Under Armour All-America Game MVP
2017: American League

- Was a member of Mountain Ridge's two State Runner-Up teams in 2016 and 2018. Lost to Nolan Gorman and Sandra Day O'Connor HS in the 2018 championship, but did not pitch in the game.
- Helped lead Mountain Ridge to the Arizona Division 1 (now Class 6A) State Runner-Up in 2016 before they were defeated by Hamilton HS led by pitcher Cole Bellinger (brother of Cody Bellinger), which came out of the elimination bracket. Defeated O'Connor High School, led by Nolan Gorman, in the Opening Game.
- Grew up idolizing Hall of Fame pitcher Sandy Koufax.
- Resides in Punta Gorda, Fla. with his wife Natalie. The couple was married this off-season (12/14/2024).



CARLOS
LINÁREZ

97

HT: 6-0 WT: 225 B/T: R/R BIRTH DATE: OCTOBER 24, 2001 ML SERVICE: 0.000

(lee-NAH-rez)

FULL NAME: Carlos José Linárez

BORN: Barquisimeto, Venezuela

OPENING DAY AGE: 23

BECAME A CARDINAL: Signed as an International free agent,
June 12, 2021

CONTRACT STATUS: Signed through 2025

CATCHER (NON-ROSTER)



COMPLETE BATTING RECORD

Year	Team	AGE	G	AB	R	H	2B	3B	HR	RBI	BB	SO	SB	CS	HBP	SH	SF	AVG	OBP	SLG	OPS
2021	DSL Cards Red	19	22	59	4	18	1	1	1	11	9	6	0	0	0	0	0	.305	.397	.407	.804
2022	FCL Cardinals	20	35	113	11	25	5	0	1	10	6	29	5	2	1	0	0	.221	.267	.292	.559
	Palm Beach (A)	20	2	7	0	0	0	0	0	0	0	2	0	0	0	0	0	.000	.000	.000	.000
2023	Palm Beach (A)	21	34	106	7	24	6	1	1	14	9	36	1	0	4	1	2	.226	.306	.330	.636
	Peoria (A+)	21	11	32	4	9	0	0	0	1	3	12	0	0	0	0	0	.281	.343	.281	.624
2024	Peoria (A+)	22	28	74	5	12	2	0	1	5	8	20	1	0	0	0	1	.162	.241	.230	.471
	Springfield (AA)	22	8	25	1	5	0	0	0	4	1	10	0	0	0	0	1	.200	.222	.200	.422
Minor League Totals			140	416	32	93	14	2	4	45	36	115	7	2	5	1	4	.224	.291	.296	.587

CAREER NOTES

- Invited to Major League Spring Training for the second consecutive season (2024-25).
- Signed with the Cardinals as an international free agent out of Venezuela as a 19-year-old and reported to the Dominican Summer League to begin his professional career in July 2021.
- Played his first professional season (2021) at catcher in the DSL, but also appeared in games at first base (64.1 innings) and third base (9.0 innings) across his next two seasons in the United States.
- Has thrown out 47.3% (80 CS/169 SB ATT) of attempted base stealers during his four-year minor league career.
- Has started 108 games at catcher and caught 892.0 innings with two errors during his professional career, including zero in his last two seasons with his last error coming on 8/20/22 with the FCL Cardinals.
- Threw out a career single-game high four attempted base stealers (6 ATT) against the DSL Cubs Red (9/7/21) in a game that also marked his most innings caught in a game, protecting the dish for 11.0 innings in an 8-7, Cardinals walk-off win.
- Has hit exactly one home run in each of his four professional seasons.
- Hit his first professional home run in his final game of the 2021 season against teammate Alexander Beldre of the DSL Cardinals Blue (10/2/21), while his first home run against a non-Cardinals farmhand was at the FCL Astros Orange (7/7/22) off Johan Figueiro.
- Has collected a single-game high of two hits 16 times across his first three seasons and three RBI twice, most recently at Jupiter (6/8/23), going 1-for-3 with two walks in the game.
- Participated in the Cardinals 2023 Spring Training Early Program (STEP Camp), comprised of minor league players who participate in early workouts and seminars.
- Missed the final 16 games of the 2023 campaign because of an appendectomy that placed him on the 7-day Injured List on Aug. 24.
- Threw out 50% (26 CS/52 SB ATT) of attempted base stealers in 2023 across 39 games at catcher, starting 37.
- Stole a career-high five bases in 2022 with the FCL Cardinals.

LINÁREZ, CARLOS



2024

- Played in two games for the Bravos De Margarita of the Venezuelan Winter League following the 2024 season, going 1-for-7 (.143) with a walk, RBI and a run scored.
- Promoted to Double-A Springfield from High-A Peoria on Aug. 6 and hit safely in four of his eight games played for Springfield with four RBI.
- Caught 37.2% (16 CS/43 SB ATT) of attempted base stealers combined between Springfield and Peoria.
- Did not allow a passed ball in 245.0 innings caught (31 G, 28 GS) between Springfield and Peoria.
- Hit a 10th-inning grand slam on July 28 for his only homer of the season to lead Peoria to a 6-5 victory at South Bend.
- Threw out a season-high three attempted base stealers (6 ATT) April 28 vs. Wisconsin.
- Stole his only base on April 28 with Peoria vs. Wisconsin and has at least one stolen base in three consecutive seasons (seven total since the beginning of the 2022).
- Pitched a scoreless 9th inning with one hit allowed Aug. 1 vs. Quad Cities.

BACKGROUND/PERSONAL

- Was born in Barquisimeto, Venezuela, the same birthplace as former Cardinals infielders Cesar Izturis and Juniel Querecuto, as well as current Major League catchers Manny Piña and Gabriel Moreno.
- Resides in Barquisimeto, Venezuela.



Catcher Carlos Linárez on the Cardinals Complex backfields in Jupiter during Spring Training, February 12, 2025.



RYAN
LOUTOS

68

HT: 6-5 WT: 235 B/T: R/R BIRTH DATE: 1/29/1999 ML SERVICE: 0.021

(loo-tus)

FULL NAME: Ryan William Loutos

BORN: Elk Grove Village, Illinois

OPENING DAY AGE: 26

BECAME A CARDINAL: Signed as a non-drafted minor league free agent, July 22, 2021

CONTRACT STATUS: Signed through 2025

MLB DEBUT: June 1, 2024 at Philadelphia

RIGHT-HANDED PITCHER 

COMPLETE RECORD

Year	Team	Age	W-L	ERA	G	GS	GF	HLD	SV	IP	H	R	ER	HR	HB	BB	SO	WHIP	BA	WP	SO%	BB%	BF
2021	Palm Beach (A)	22	1-2	5.56	12	1	4	1	0	22.2	28	15	14	0	2	6	26	1.50	.292	1	5.7	24.8	105
2022	Peoria (A+)	23	2-2	3.14	9	0	9	0	4	14.1	11	7	5	1	1	3	17	0.98	.373	3	5.5	30.9	55
	Springfield (AA)	23	1-1	1.61	15	0	11	0	3	22.1	14	5	4	0	1	10	26	1.08	.175	3	11.0	28.6	91
	Memphis (AAA)	23	0-3	6.33	22	2	8	2	2	27.0	44	20	19	4	1	12	29	2.07	.224	3	9.2	22.1	131
2023	Memphis (AAA)	24	2-4	6.40	48	0	10	5	1	71.2	97	54	51	7	2	39	83	1.90	.323	3	11.3	24.1	344
	Springfield (AA)	24	0-1	13.50	2	0	2	0	0	1.1	1	2	2	0	1	2	1	2.25	.250	0	25.0	12.5	8
2024	Memphis (AAA)	25	3-1	3.40	47	0	34	4	18	53.0	53	21	20	3	0	23	59	1.43	.259	2	10.0	25.8	229
	ST. LOUIS	25	0-0	0.00	3	0	3	0	0	2.1	2	0	0	0	0	1	0	1.29	.222	0	10.0	0.0	10
Major League Totals			0-0	0.00	3	0	3	0	0	2.1	2	0	0	0	0	1	0	1.29	.222	0	10.0	0.0	10
Minor League Totals			9-14	4.87	155	3	78	12	28	212.1	248	124	115	15	8	95	241	1.62	.291	15	9.9	25.0	963

Note: Major League Uniform Numbers Worn: 68 (2024-present)

REGULAR SEASON FIELDING RECORD

Position	PCT	G	PO	A	E	TC	DP
Pitcher	---	3	0	0	0	0	0

CAREER NOTES

- Made his Major League debut on June 1, 2024, after being signed as a non-drafted free agent out of nearby Washington University of St. Louis in 2021.
- Became the first WashU alum to play in Major League Baseball since former Cardinals infielder, and later general manager, Dal Mavill in 1975.
- Took a consulting role with the Cardinals Baseball Operations department as an application developer during the 2021 off-season when he decided to focus on playing career.
- Jumped from Peoria (High-A) to Memphis (AAA) in 2022, arriving in Memphis on July 2 and remained with the Redbirds for the remainder of the season.
- Made a career-high 50 appearances in each of the last two seasons (2023-24) including Major and Minor League play.

CAREER MILESTONES

Major League Debut
June 1, 2024 at Philadelphia

- 65 of his 143 appearances over the past three minor league seasons have been four outs or more (45.5%).
- Averaging 10.21 strikeouts/9 IP over 212.1 minor league innings pitched since the start of his career 2021.
- Pitched for Salt River in the 2022 Arizona Fall League, making nine relief appearances compiling an 0-1 mark with a 2.57 ERA and a 1.00 WHIP. Struck out 13 batters over 14.0 innings and did not allow a home run.

LOUTOS, RYAN

**2024 SEASON & CAREER HIGHS**

Most IP: 1.0, twice. Last: 7/31/24 vs. Texas
Most Strikeouts: n/a
Most Walks: 1, 6/1/24 at Philadelphia
Most Runs Allowed: n/a
Most Earned Runs Allowed: n/a
Most Hits Allowed: 1, twice. Last: 6/3/24 at Houston
Most HRs Allowed: n/a
Longest Winning Streak: n/a
Longest Losing Streak: n/a
Longest Scoreless Streak: 2.1 IP, 6/1/24-present
Pitches Thrown: 20, 6/1/24 at Philadelphia

2024

- Was selected to the Major League roster on May 20, but did not make his debut until June 1 at Philadelphia, his fourth series (vs. BAL, vs. CHL, at CIN) not playing in the first 10 games on the roster.
- Appeared in three games and was unscored upon over 2.1 innings pitched.
- Was optioning to Memphis on June 4, but recalled twice more during the season.
- Appeared in one more game closing out Michael McGreevy's first Major League win in his MLB debut vs. TEX (7/31). Retired the side on 10 pitches.
- Did not allow a hit to a left-handed batter (0-3). Surrendered two hits to right-handers (single to Edmundo Sosa at PHI & ground-rule double to Jose Altuve at HOU).
- Became the first Major League pitcher (non-position player) since the Blue Jays' Murphy Smith in 2018, to appear in three or more games without recording a strikeout to begin his career.
- Ranked 2nd in the International League with a career-high 18 saves.
- Led the Redbirds with 34 games finished and tied for 2nd on the staff with 47 appearances trailing only lefty Connor Thomas (56).
- Held opposing batters to a .235 BA (12-51) when behind in the count at Memphis with zero home runs.
- Posted a 5.86 ERA (23.0 IP, 26 K) with the ABS system and 1.50 ERA (30.0 IP, 33 K) with human umpires.

BACKGROUND/PERSONAL

- Graduated from Barrington (Ill.) High School where he was the Male Athlete of the Year award winner in 2017. Lettered in both baseball and golf.
- Posted an 0.47 ERA with 92 strikeouts his high school senior season. Illinois Class 4A All-State selection. Graduated in the Top five percent of his class.
- Selected Washington University of St. Louis due to the academics and baseball program. Did not receive interest from Stanford, Cal-Berkeley or Ivy League schools. Switched majors after taking a Computer Science course his freshman year.
- Played college baseball at WashU where he led the Bears to the NCAA Division III World Series in 2021 posting an 11-1 record with a 1.33 ERA over 94.2 innings pitched.
- One of the most decorated players to come out of Wash U, with career marks of 17-5, 1.84 ERA and 287 strikeouts over 230 innings. Set the school record with 116 single-season strikeouts and was 3rd all-time in strikeouts and ERA.
- Named UAA Rookie of the Year in 2018 as a freshman going 5-3 with a 2.83 ERA and 75 strikeouts in 57.1 innings.
- Played two seasons for Fond du Lac of the Northwoods League, a collegiate wood bat league, posting a 4-0 record with a 4.62 ERA and 28 strikeouts over 37.0 innings.
- Was doing work for Rapsodo when he attended a Cardinals pre-draft tryout. Was hired as an application developer after the draft and worked as a consultant for the Cardinals Baseball Operations department developing applications.
- Was signed by Cardinals Amateur Scouting Analyst and area scout, Julia Prusaczyk, the first female to have a player signed appear in a Major League game.
- Resides in Barrington, Illinois.



QUINN
MATHEWS

60

HT: 6-4 WT: 210 B/T: L/L BIRTH DATE: October 4, 2000 ML SERVICE: 0.000

FULL NAME: Quinn Jack Mathews

BORN: Mission Viejo, California

OPENING DAY AGE: 24 (Turns 25 on October 4)

BECAME A CARDINAL: Selected in the 4th round (122nd overall) of the 2023 MLB Draft

CONTRACT STATUS: Signed through 2025

PITCHER (NON-ROSTER) 

COMPLETE RECORD

Year	Team	Age	W-L	ERA	G	GS	GF	HLD	SV	IP	H	R	ER	HR	HB	BB	SO	WHIP	BA	WP	SO%	BB%	BF
2024	Palm Beach (A)	23	3-1	1.47	6	6	0	0	0	30.2	14	6	5	2	1	11	52	0.82	.133	2	44.4	9.4	117
	Peoria (A+)	23	3-1	2.68	7	7	0	0	0	43.2	24	14	13	2	5	9	58	0.76	.160	3	34.7	5.4	167
	Springfield (AA)	23	2-1	2.41	9	9	0	0	0	52.1	35	16	14	3	3	15	70	0.96	.186	3	33.8	7.2	207
	Memphis (AAA)	23	0-2	6.48	4	4	0	0	0	16.2	18	12	12	1	0	14	22	1.92	.281	0	27.8	17.7	79
Minor League Totals			8-5	2.76	26	26	0	0	0	143.1	91	48	44	8	9	49	202	.098	.179	8	35.4	8.6	570

CAREER

- Enters the 2025 season rated as the No. 2 prospect in the Cardinals organization by *Baseball America* (No. 41 in Top 100), behind INF JJ Wetherholt (No. 25).
- Rated as having the "Best Changeup" and "Best Control" in the organization in 2025 by the same publication.
- Also ranked as the 3rd-highest left-handed pitching prospect in 2025 by *Baseball America* behind Noah Schultz (White Sox) and Thomas White (Marlins).
- 2024 Cardinals Minor League Pitcher of the Year. Was the 4th to be recognized in his first pro season with Max Rajcic (2023), Anthony Reyes (2004), and Rick Ankiel (1998).
- 2024 *Baseball America* Minor League Pitcher of the Year. Joined Rick Ankiel (1999 Minor League Player of the Year) as the only two Cardinals to receive a year-end minor league honor from *Baseball America*.
- One of five starting pitchers named to *Baseball America's* 2024 Minor League All-Star First Team.
- Recognized as Minor League Baseball's Pitcher of the Year and winner of the Debut of the Year awards in 2024, as well as to the All-MiLB Prospect First Team (LHP).
- Led Minor League Baseball in strikeouts (202) in 2024 while splitting time between all four Cardinals full-season minor league affiliates.
- Is just the 2nd minor league pitcher to eclipse 200 strikeouts in a season since 2011, joining Diamondbacks RHP Brandon Pfaadt (218 in 2022).
- Is just the 10th Cardinals minor league pitcher to reach the 200-strikeout threshold and first since Rick Ankiel (222 in 1998).
- His 202 strikeouts tie for the 7th-most in Cardinals single-season minor league history (since 1962) and were 28 more than any other minor league pitcher in 2024.
- Two-time Cardinals Minor League Pitcher of the Month (April & June), becoming only the 3rd player ever to take home honors twice in his first professional season.

CAREER TRANSACTIONS

- Selected by the Tampa Bay Rays in the 19th round (584th overall) of the 2022 MLB Draft, but did not sign.
- Selected by the St. Louis Cardinals in the 4th round (122nd overall) of the 2023 MLB Draft.

MATHEWS, QUINN



2024

- Completed his first professional season with an 8-5 record, 2.76 ERA, 0.98 WHIP and a Minor League-leading 202 strikeouts across 26 starts (143.1 IP) split between all four full-season minor league affiliates.
- Cardinals Minor League Pitcher of the Year. Was the 4th to be recognized in his first pro season with Max Rajcic (2023), Anthony Reyes (2004), and Rick Ankiel (1998).
- Baseball America* Minor League Pitcher of the Year. Joined Rick Ankiel (1999 Minor League Player of the Year) as the only two Cardinals to receive a year-end minor league honor from *Baseball America*.
- One of five starting pitchers named to *Baseball America's* Minor League All-Star First Team.
- Recognized as Minor League Baseball's Pitcher of the Year and winner of the Debut of the Year awards, as well as to the All-MiLB Prospect First Team (LHP).
- Is just the 2nd minor league pitcher to eclipse 200 strikeouts in a season since 2011, joining Diamondbacks RHP Brandon Pfaadt (218 in 2022).
- Became the 10th Cardinals minor league pitcher to reach the 200-strikeout threshold and first since Rick Ankiel (222 in 1998).
- His 202 strikeouts tie for the 7th-most in Cardinals single-season minor league history (since 1962) and were 28 more than any other minor league pitcher in 2024.
- Ranked among minor league full-season qualifiers in strikeout rate (35.4%, 2nd), average-against (.179, 4th) and WHIP (0.98, 7th).
- Finished among Cardinals minor league leaders in quality starts (14, 1st), innings pitched (2nd), WHIP (2nd), starts (T-2nd), opponents average (4th), SO/BB ratio (4.12, 6th) and SO/9 IP (12.68, 6th).
- Compiled seven starts with 11 or more strikeouts spread over three levels, including a dozen at Double-A on Aug. 23.
- His 12.68 SO/9 IP was the 2nd-highest by a Cardinals minor league starter since 2000 (min. 20 games started), behind Alex Reyes (13.41 in 2015).
- Began his pro career at Palm Beach (A) striking out 52 of his 117 Florida State League batters faced while allowing just 14 hits before being promoted to Peoria (A+) on May 13.
- Started 2-0 with a 0.50 ERA (1 ER/18.0 IP), 0.89 WHIP, and 38 strikeouts across his first four pro starts to be named Cardinals Minor League Pitcher of the Month for April.
- Twice named the Cardinals Minor League Pitcher of the Month (April and June), becoming only the 3rd Cardinal ever to take home honors twice in his first professional season.
- Logged a 2.68 ERA (42.2 IP) with 58 strikeouts and nine walks at High-A Peoria. Promoted to Springfield on June 24.
- Named to the All-Star Futures Game where he pitched a scoreless inning of relief and fanned two for the National League on July 13.

CARDS MINOR LEAGUE SINGLE-SEASON STRIKEOUT LEADERS (SINCE 1962)

Cardinals Rank	Season	SO
1. LHP Rick Ankiel	1998	222
2. RHP Jerry Wild	1962	220
3. LHP Larry Jaster	1965	219
4. LHP Cliff Politte	1962	218
5. RHP John Ericks	1989	211
6. RHP Jim Bibby	1972	208
7. RHP Donald Hagen	1964	202
LHP Clint Stark	1970	202
RHP Don Durham	1971	202
LHP Quinn Mathews	2024	202

2024 MINOR LEAGUE STRIKEOUT LEADERS

MiLB Rank	Organization	SO
1. LHP Quinn Mathews	Cardinals	202
2. LHP Matt Wilkinson	Guardians	174
3. RHP Miguel Ullola	Astros	171
4. RHP Chase Dollander	Rockies	169
5. LHP Parker Messick	Guardians	165

MINOR LEAGUE SINGLE-SEASON STRIKEOUT LEADERS SINCE 1998

MiLB Rank	Organization	SO
1. LHP Rick Ankiel	1998 Cardinals	222
2. LHP Brandon Claussen	2001 Yankees	220
3. RHP Brandon Pfaadt	2022 Dbacks	218
4. RHP John Stephens	1999 Orioles	217
LHP Edwar Cabrera	2011 Rockies	217
6. LHP Josh Kalinowski	1998 Rockies	215
7. RHP Clint Nageotte	2002 Mariners	214
8. RHP John Sneed	1998 Blue Jays	210
LHP Matt Moore	2011 Rays	210
10. LHP Matt Moore	2010 Rays	208
RHP Trevor May	2011 Phillies	208
12. RHP Brad Penny	1998 Dbacks	207
13. LHP Francisco Liriano	2005 Twins	204
14. RHP Josh Beckett	2001 Marlins	203
15. LHP Alan Webb	1998 Tigers	202
RHP Brandon McCarthy	2004 White Sox	202
LHP Quinn Mathews	2024 Cardinals	202
18. LHP David Williams	2000 Pirates	201
19. RHP Yusmeiro Petit	2004 Mets	200

- Spent the majority of his season with Springfield, making nine starts in the Texas League (AA) to the tune of a 2.41 ERA (52.1 IP) and a .186 opponent batting average.
- Named Texas League's Pitcher of the Month for August.
- Promoted to Memphis on Aug. 28 where he made four starts to end the season.



BACKGROUND/PERSONAL

- Played high school baseball at Aliso Niguel High School in Aliso Viejo, Calif.
- Pitched four seasons at Stanford University (2020-24).
- Originally selected by Tampa Bay in the 19th round of the 2022 MLB Draft, but elected to return to pitch his senior season.
- Named 2023 Pac-12 Pitcher of the Year after going 10-4 with a 3.75 ERA (124.2 IP).
- Ranked 2nd in Division I with 158 strikeouts in 2023 behind LSU's Paul Skenes (209). Also was the 2nd-most in Stanford history.
- Threw a 156-pitch complete game in the Stanford Super Regional win against the University of Texas on June 11, 2023, striking out 16.
- His older sister, Remy, played soccer at Rice University.
- Added 25 pounds to his 6-foot-5 frame after being drafted by St. Louis in 2023.
- Boasts that he is the best player at any board game.
- Is interested in cryptocurrency, and before his baseball career, wanted to pursue being an investment banker.
- Signed by Stacey Pettis.
- Resides in Aliso Viejo, Calif.

AWARDS & HONORS

Cardinals Minor League Pitcher of the Year

2024: Palm Beach (A)/Peoria (A+)/
Springfield (AA)/Memphis (AAA)

Cardinals Minor League Pitcher of the Month

2024: Palm Beach (A) - April
2024: Peoria (A+) - June

Baseball America Minor League
Pitcher of the Year

2024: Palm Beach (A)/Peoria (A+)/
Springfield (AA)/Memphis (AAA)

Baseball America Minor League
First Team All-Star - Starting Pitcher

2024: Palm Beach (A)/Peoria (A+)/
Springfield (AA)/Memphis (AAA)

MiLB Awards - Minor League
Pitching Prospect of the Year

2024: Palm Beach (A)/Peoria (A+)/
Springfield (AA)/Memphis (AAA)

MiLB Awards - Minor League
Debut of the Year

2024: Palm Beach (A)/Peoria (A+)/
Springfield (AA)/Memphis (AAA)

MiLB Awards - All-MiLB Prospect
First Team - LHP

2024: Palm Beach (A)/Peoria (A+)/
Springfield (AA)/Memphis (AAA)

Texas League Pitcher of the Month

2024: Springfield (AA) - August

Midwest League Pitcher of the Week

2024: Peoria (High-A) - May 27-June 2

Florida State League Pitcher of the Week

2024: Palm Beach (A) - April 8-14
2024: Palm Beach (A) - April 22-28

All-Star Futures Game

2024: National League



STEVEN MATZ

32

HT: 6-3 WT: 205 B/T: R/L BIRTH DATE: May 29, 1991 ML SERVICE: 9.099

FULL NAME: Steven Jakob Matz

BORN: Stony Brook, New York

OPENING DAY AGE: 33 (Turns 34 on May 29)

BECAME A CARDINAL: Signed as a free agent, November 29, 2021

CONTRACT STATUS: Signed through 2025

MLB DEBUT: June 28, 2015 vs. Cincinnati

LEFT-HANDED PITCHER

COMPLETE RECORD

Year	Team	Age	W-L	ERA	G	GS	GF	HLD	SV	IP	H	R	ER	HR	HB	BB	SO	WHIP	BA	WP	BB%	SO%	BF
2012	Kingsport (SS-A)	21	2-1	1.55	6	6	0	0	0	29.0	16	10	5	1	1	17	34	1.14	.158	0	14.3	28.6	119
2013	Savannah (A)	22	5-6	2.62	21	21	0	0	0	106.1	86	36	31	4	5	38	121	1.17	.225	1	8.9	28.3	428
2014	St. Lucie (A+)	23	4-4	2.21	12	12	0	0	0	69.1	66	21	17	0	5	21	62	1.26	.255	2	7.3	21.5	289
	Binghamton (AA)	23	6-5	2.27	12	12	0	0	0	71.1	66	23	18	3	2	14	69	1.12	.248	0	4.9	24.0	287
2015	Las Vegas (AAA)	24	7-4	2.19	15	14	0	0	0	90.1	69	25	22	6	1	31	94	1.11	.213	0	8.6	26.2	359
	NEW YORK (NL)	24	4-0	2.27	6	6	0	0	0	35.2	34	9	9	4	1	10	34	1.23	.250	0	6.7	22.8	149
	Binghamton (AA)#	24	1-0	0.00	2	2	0	0	0	11.1	2	0	0	0	0	2	10	0.35	.059	0	5.4	27.0	37
	St. Lucie (A+)#	24	0-0	4.91	2	2	0	0	0	3.2	7	2	2	0	0	1	3	2.18	.412	1	5.6	16.7	18
2016	NEW YORK (NL)	25	9-8	3.40	22	22	0	0	0	132.1	129	53	50	14	5	31	129	1.21	.257	3	5.7	23.6	547
2017	NEW YORK (NL)	26	2-7	6.08	13	13	0	0	0	66.2	83	46	45	12	3	19	48	1.53	.305	1	6.4	16.1	298
	Las Vegas (AAA)#	26	0-1	6.75	3	3	0	0	0	13.1	13	10	10	3	0	2	17	1.13	.255	0	3.8	32.1	53
	St. Lucie (A+)#	26	0-0	3.00	1	1	0	0	0	3.0	2	1	1	0	0	2	3	1.33	.182	0	15.4	23.1	13
2018	NEW YORK (NL)	27	5-11	3.97	30	30	0	0	0	154.0	134	77	68	25	10	58	152	1.25	.232	0	8.9	23.2	654
2019	NEW YORK (NL)	28	11-10	4.21	32	30	0	1	0	160.1	163	83	75	27	7	52	153	1.34	.260	3	7.5	22.1	691
2020	NEW YORK (NL)	29	0-5	9.68	9	6	1	0	0	30.2	42	33	33	14	0	10	36	1.70	.323	2	7.0	25.4	142
2021	TORONTO	30	14-7	3.82	29	29	0	0	0	150.2	158	70	64	18	6	43	144	1.33	.265	5	6.6	22.3	647
2022	ST. LOUIS	31	5-3	5.25	15	10	1	0	0	48.0	50	28	28	8	2	10	54	1.25	.256	1	4.8	26.1	207
	Memphis (AAA)#	31	0-0	1.84	6	4	0	0	0	14.2	9	3	3	1	1	3	19	0.82	.176	0	5.4	33.9	56
	Springfield (AA)#	31	0-0	7.71	2	2	0	0	0	2.1	3	2	2	0	0	4	3	3.00	.273	0	26.7	20.0	15
2023	ST. LOUIS	32	4-7	3.86	25	17	2	0	0	105.0	108	48	45	11	3	32	98	1.33	.263	2	7.1	21.8	449
2024	ST. LOUIS	33	1-2	5.08	12	7	2	0	0	44.1	49	28	25	7	2	15	33	1.44	.287	1	7.9	17.4	190
	Memphis (AAA)#	33	0-1	3.91	7	7	0	0	0	23.0	24	11	10	2	1	5	19	1.26	.267	0	5.2	19.8	96
	Springfield (AA)#	33	0-1	0.00	2	2	0	0	0	4.2	3	5	0	0	0	1	8	0.86	.167	0	5.0	40.0	20
Major League Totals		55-60	4.29	193	170	6	1	0	0	927.2	950	475	442	140	39	280	881	1.33	.263	18	7.0	22.2	3974
St. Louis Totals		10-12	4.47	52	34	5	0	0	0	197.2	207	104	98	26	7	57	185	1.34	.267	4	6.7	21.8	846
National League Totals		41-53	4.38	164	141	6	1	0	0	777.0	792	405	378	122	33	237	737	1.32	.262	13	7.1	22.2	3327
American League Totals		14-7	3.82	29	29	0	0	0	0	150.2	158	70	64	18	6	43	144	1.33	.265	5	6.6	22.3	647
Minor League Totals		25-23	2.46	91	88	0	2	0	0	442.1	366	149	121	20	16	141	462	1.15	.227	4	7.9	25.8	1790

Injury Rehabilitation Assignment

Note: Major League Uniform Numbers Worn: 32 (2015-20, 2022-present), 22 (2021)



WILD CARD SERIES RECORD

Year	Team	Age	W-L	ERA	G	GS	GF	HLD	SV	IP	H	R	ER	HR	HB	BB	SO	WHIP	BA	WP	SO%	BB%	BF
2022	STL vs. PHI																						

Eligible - Did Not Appear

DIVISION SERIES RECORD

Year	Team	Age	W-L	ERA	G	GS	GF	HLD	SV	IP	H	R	ER	HR	HB	BB	SO	WHIP	BA	WP	SO%	BB%	BF
2015	NYM vs. LAD	24	0-1	5.40	1	1	0	0	0	5.0	6	3	3	0	0	2	4	1.60	.286	0	17.4	8.7	23

LEAGUE CHAMPIONSHIP SERIES RECORD

Year	Team	Age	W-L	ERA	G	GS	GF	HLD	SV	IP	H	R	ER	HR	HB	BB	SO	WHIP	BA	WP	SO%	BB%	BF
2015	NYM vs. CHI	24	0-0	1.93	1	1	0	0	0	4.2	4	1	1	0	0	2	4	1.29	.222	0	20.0	10.0	20

WORLD SERIES RECORD

Year	Team	Age	W-L	ERA	G	GS	GF	HLD	SV	IP	H	R	ER	HR	HB	BB	SO	WHIP	BA	WP	SO%	BB%	BF
2015	NYM vs. KC	24	0-0	3.60	1	1	0	0	0	5.0	7	2	2	0	0	0	5	1.40	.333	0	23.8	0.0	21

REGULAR SEASON FIELDING RECORD

Position	PCT	G	PO	A	E	TC	DP
Pitcher	.951	193	31	143	9	183	13

Note: 2019: Shared MLB lead among pitchers in fielding pct. (1.000)

REGULAR SEASON BATTING RECORD

	G	AB	R	H	2B	3B	HR	RBI	BB	SO	SB	CS	HBP	SH	SF	AVG	OBP	SLG	OPS
Major League Totals	142	176	8	30	3	1	3	13	7	50	0	0	0	15	1	.170	.201	.250	.451

Home Runs: 9/13/18 vs. Miami (Sandy Alcantara) • 9/18/18 at Philadelphia (Aaron Nola) • 6/14/19 vs. St. Louis (Tyler Webb)

CAREER TRANSACTIONS

- Selected by the New York Mets in the second round (72nd overall) of the 2009 June, First-Year Player Draft.
- On New York Mets Injured List (left lat muscle partial tear), July 6 - August 31, 2015; included injury rehabilitation assignment to Binghamton (AA) and St. Lucie (A).
- On New York Mets Injured List (left shoulder tightness), August 15, 2016 - end of the regular season.
- On New York Mets Injured List (left elbow inflammation), March 30, 2017 - June 9, 2017; included injury rehabilitation assignments to Las Vegas (AAA) and St. Lucie (A).
- On New York Mets Injured List (left ulnar nerve irritation), August 19, 2017 - end of the regular season.
- On New York Mets Injured List (left flexor pronator strain), August 3-16, 2018.
- On New York Mets Injured List (radial nerve discomfort), May 5-17, 2019.
- On New York Mets Injured List (left shoulder discomfort), August 30 - September 13, 2020.
- Traded to the Toronto Blue Jays in exchange for RHP Yennsy Diaz, RHP Sean Reid-Foley and RHP Josh Winckowski, January 27, 2020.
- On Toronto Blue Jays COVID-19 Injured List, June 13-29, 2020.
- Signed by the St. Louis Cardinals as a free agent, November 29, 2021.
- On St. Louis Bereavement List, May 3-5, 2022.
- On St. Louis Injured List (left shoulder impingement), May 23-July 16, 2022; included injury rehabilitation assignment to Memphis (AAA).
- On St. Louis Injured List (left knee strain), July 24-September 16, 2022; included injury rehabilitation assignment to Springfield (AAA).
- On St. Louis Injured List (left lat strain), August 13, 2023-end of season.
- On St. Louis Injured List (lower back strain), May 3 - June 16, 2024; included injury rehabilitation assignment to Memphis (AAA).
- On St. Louis Injured List (lower back strain), June 28 - August 31, 2024; included injury rehabilitation assignment to Springfield (AA) and Memphis (AAA).



2024 SEASON HIGHS

Most IP: 5.1, 3/31 at Los Angeles Dodgers
Most Strikeouts: 7, 9/3 at Milwaukee
Most Walks: 3, twice. Last: 4/23 vs. Arizona
Most Runs Allowed: 7, 4/23 vs. Arizona
Most Earned Runs Allowed: 7, 4/23 vs. Arizona
Most Hits Allowed: 8, 4/12 at Arizona
Most HRs Allowed: 2, 9/3 at Milwaukee
Longest Winning Streak: 1 game, 4/6 vs. Miami
Longest Losing Streak: 2 games, 4/17-end of season
Longest Scoreless Streak: 9.0, 4/6-12
Pitches Thrown: 94, 4/17 at Oakland

CAREER HIGHS

Most IP: 9.0, 7/27/19 vs. Pittsburgh
Most Strikeouts: 11, 9/1/18 at San Francisco
Most Walks: 5, 4x. Last: 4/15/23 vs. Pittsburgh
Most Runs Allowed: 8, 3x. Last: 5/7/22 at San Francisco
Most Earned Runs Allowed: 8, twice. Last: 5/7/22 at San Francisco
Most Hits Allowed: 11, 5/24/23 at Cincinnati
Most HRs Allowed: 3, 4x. 5/7/22 at San Francisco
Longest Winning Streak: 7 games, 4/17-5/25/16
Longest Losing Streak: 7 games, twice. Last: 4/4-6/14/23
Longest Scoreless Streak: 19.0, 5/20-31/16
Complete Games: 1, 7/27/19 vs. Pittsburgh
Low-Hit Complete Game: 5, 7/27/19 vs. Pittsburgh
Shutouts: 1, 7/27/19 vs. Pittsburgh
10+ Strikeout Games: 3. Last: 5/25/21 at New York Yankees (10)
Pitches Thrown: 120, twice. Last: 6/8/19 vs. Colorado
Last Relief Appearance: 9/29/24 at San Francisco

CAREER NOTES

- Joined the Cardinals on a four-year contract (2022-25) after previously pitching for the New York Mets (2015-20) and Toronto Blue Jays (2021) organizations.
- Since joining the Cardinals, has gone 10-12 with a 4.47 ERA in 52 appearances (34 starts).
- 2023 Darryl Kile Award recipient, voted on by teammates.
- Shared the 2021 American League lead in wins (14) among left-handed pitchers with Blue Jays teammate Hyun Jin Ryu.
- Has logged five career seasons of 20 or more appearances and 100.0 innings or more (2016, 2018-19, 2021, 2023).
- Has landed on the Injured List 14 times over his Major League career, missing time in every season except for 2021 in which he missed time for a positive COVID-19 test.
- Also missed the 2010 and 2011 minor league seasons after undergoing Tommy John ligament replacement surgery.
- His only career complete game shutout is also a "Maddux" where he threw 99 pitches on July 27, 2019 vs. Pittsburgh.
- Finished 6th in the 2016 NL Rookie of the Year voting, going 9-8 with a 3.40 ERA, and 1.21 WHIP in 22 starts.
- Tossed 7.1 no-hit innings vs. San Diego (8/14/16) before allowing an Alexei Ramirez single, in what would be his final start of the 2016 season. It was the deepest a Mets pitcher had taken a no-hitter since Johan Santana no-hit the Cardinals on June 1, 2012.
- In 2015, became the first pitcher in Mets history to allow two runs or fewer in each of his first five Major League starts. His 1.80 ERA (6 ER/30.0 IP) was the lowest for any pitcher in Mets team history after five career outings (min. 30.0 IP).
- Became the first Met to begin his career 4-0 after five career games or starts.

- Started his career 11-1 in his first 14 regular season starts. Became the first Met in franchise history to win 11 of his first 12 MLB decisions, and joined Kazuhisa Ishii (2002 Dodgers) as the only two left-handers in MLB history to win 11 of their first 14 MLB starts.
- Made his MLB debut on June 28, 2015 vs. the Reds at Citi Field, earning the win. Pitched 7.2 innings, allowing two runs on five hits, striking out six and walking three becoming the first Met to win such a start since Gary Gentry tossed 8.2 innings to beat Montreal on April 10, 1969. Also went 3-for-3 with a double and four RBI at the plate. Listed by *Baseball Digest* as the 2nd-best debut in Major League history.

Postseason

- Started series-clinching Game 4 of the 2015 NLCS at Wrigley Field, pitching 4.2 innings in a no decision. Became the first Mets pitcher born in New York to start a playoff game when he started vs. the Dodgers in the 2015 NLDS.
- Appeared in just six regular season games prior to starting Game 4 of the World Series, which tied for the fewest career regular season games at the time a pitcher made his 1st World Series start. Marty Bystrom also had six regular season appearances before starting Game 5 of the 1980 World Series for the Phillies.
- Matz's six regular season starts were the 3rd-fewest before his 1st World Series start, behind Joe Black's two starts in 1952 for Brooklyn and Bystrom's five career starts in 1980... Tossed five frames, allowing two runs on seven hits with no walks and five strikeouts.



2024

- Began the season in the Cardinals five-man rotation. Appeared in 12 games, making seven starts.
- Opened the season with 5.0 scoreless innings at LAD (3/31), before exiting with a no decision after a season-high 5.1 innings.
- Was placed on the 15-day Injured List (lower back strain) on May 1, following his start on 4/30 [Game 2] at DET. Missed 108 games during the season and was transferred to the 60-day Injured List on June 28. Had injury rehabilitation assignments to Springfield (AA) and Memphis (AAA).
- Returned from the Injured List on Sept. 1 and made one start and five relief appearances in September to finish out the season.
- Ran off 9.0 consecutive scoreless innings (4/6-12).
- Earned his lone win during the home opening weekend tossing 5.0 scoreless innings vs. MIA (4/6) in a 3-1 Cardinals win.
- Began the season with 4.0 or more scoreless innings to start each of his first three games (at LAD 3/31; vs. MIA 4/6; at ARI 4/12).
- Stuck out a season-high seven batters over 4.2 innings at Milwaukee (9/3).
- Finished the season with two scoreless relief appearances of 2.0 (at COL 9/26) and 1.0 (at SF 9/29) innings pitched.
- Held left-handed batters to a .227 (10-44) batting average with four doubles and one RBI. Allowed all seven home runs on the season to right-handed batters.
- Was 1-2 with a 6.12 ERA in seven starts and 0-0 with a 2.25 ERA compiling 12.0 innings in five relief appearances.

PERSONAL/BACKGROUND

- Graduated from Ward Melville High School in East Setauket, NY in 2009. As a senior, threw 44.0 innings, allowing 11 hits with 81 strikeouts.
- Spent a week during the 2015-16 offseason in Honduras, working with the non-profit group "Hearts 2 Honduras." Helped build a three-room learning center and also played baseball with the local youth.
- Donated equipment through the Cal Ripken Sr. Foundation to New York-area Little Leagues while with the Mets.
- During the COVID-19 pandemic, supported the NYPD's Options Giving Youth a Voice Contest, encouraging New York City's youth to use their voices and share how they are coping with coronavirus-related challenges. Sent messages to first responders in the tri-state area. Matz' Tru32 foundation made donations to Elmhurst Hospital in Queens, the NYPD and FDNY. Supported the Home Plate Project, a league-wide initiative to help students cut off from free or reduced-price meals after schools were forced to close because of the pandemic.
- Received the Joan Payson-Shannon Forde Award for Community Service at the 2020 BBWAA Dinner.
- His wife, Taylor Cain, is a Christian Rock music singer with the band Cain.
- They have a daughter, Stevie (8/21/22) and a son, Steele (10/21/24).
- Resides in Nashville, Tennessee.

AWARDS & HONORS

Darryl Kile Award
2023: St. Louis

Roberto Clemente Humanitarian Award Nominee
2020: New York Mets

National League Rookie of the Month
2016: New York Mets - May

Baseball America Major League All-Rookie Team
2016: New York Mets

Baseball America Triple-A All-Star
2015: Las Vegas (AAA)

Baseball America Double-A All-Star
2014: Binghamton (AA)

Florida State League Mid-Season All-Star
2014: St. Lucie (High-A)

MiLB.com Organization All-Star
2015: New York Mets
2014: New York Mets
2013: New York Mets

South Atlantic League Championship
2013: Savannah Sand Gnats (A)

CAREER MILESTONES

Major League Debut
June 28, 2015 vs. Cincinnati

First Major League Win
June 28, 2015 vs. Cincinnati

First Major League Strikeout
June 28, 2015 vs. Cincinnati
(1st inning, swinging, Marlon Byrd)

500th Major League Strikeout
September 11, 2019 vs. Arizona
(4th inning, Adam Jones, swinging)

100th Major League Start
September 23, 2019 vs. Miami

150th Major League Start
April 21, 2023 at Seattle

Hitting
First Major League Home Run
September 13, 2018 vs. Miami
(Sandy Alcantara, 2nd inning, 2-run)



MICHAEL
McGREEVY **36**

HT: 6-5 WT: 215 B/T: R/R BIRTH DATE: July 8, 2000 ML SERVICE: 0.014

FULL NAME: Michael Steven McGreevy
BORN: San Clemente, California
OPENING DAY AGE: 24 (Turns 25 on July 8)
BECAME A CARDINAL: Selected in the first round (18th overall) of the 2021 MLB Draft
CONTRACT STATUS: Signed through 2025
MLB DEBUT: July 31, 2024 vs. Texas

RIGHT-HANDED PITCHER

COMPLETE RECORD

Year	Team	Age	W-L	ERA	G	GS	GF	HLD	SV	IP	H	R	ER	HR	HB	BB	SO	WHIP	BA	WP	SO%	BB%	BF
2021	FCL Cardinals (Rk)	20	0-2	10.80	2	2	0	0	0	1.2	4	2	2	0	0	1	3	3.00	.444	1	30.0	10.0	10
	Palm Beach (A)	20	0-0	9.00	5	5	0	0	0	6.0	10	6	6	1	0	1	4	1.83	.357	0	13.8	3.4	29
	Springfield (AA)	21	3-1	2.58	8	8	0	0	0	45.1	41	14	13	1	1	4	41	0.99	.238	0	23.0	2.2	178
2022	Peoria (A+)	21	6-4	4.64	20	20	0	0	0	99.0	109	55	51	14	0	26	76	1.36	.284	4	18.4	6.3	414
	Springfield (AA)	22	2-0	1.45	3	3	0	0	0	18.2	17	4	3	0	1	1	16	0.96	.246	0	22.5	1.4	71
2023	Memphis (AAA)	22	11-6	4.49	24	24	0	0	0	134.1	160	71	67	17	3	37	107	1.47	.291	5	18.0	6.2	593
	Springfield (AA)	22	2-0	1.45	3	3	0	0	0	18.2	17	4	3	0	1	1	16	0.96	.246	0	22.5	1.4	71
2024	Memphis (AAA)	23	9-8	4.02	27	27	0	0	0	150.0	152	70	67	14	2	44	138	1.31	.259	5	21.6	6.9	638
	ST. LOUIS	23	3-0	1.96	4	3	1	0	0	23.0	16	5	5	1	1	2	18	0.78	.193	0	20.9	2.3	86
Major League Totals			3-0	1.96	4	3	1	0	0	23.0	16	5	5	1	1	2	18	0.78	.193	0	20.9	2.3	86
Minor League Totals			31-21	4.13	89	89	0	0	0	455.0	493	222	209	47	7	114	385	1.33	.274	15	19.9	5.9	1933

*Led International League in Complete Games (3) in 2024
Note: Major League Uniform Numbers Worn: 36 (2024-present)

REGULAR SEASON FIELDING RECORD

Position	PCT	G	PO	A	E	TC	DP
Pitcher	1.000	4	1	7	0	8	0

CAREER NOTES

- Cardinals 1st round pick in 2021 made his Major League debut vs. Texas on July 31, 2024, throwing 7.0 innings and allowing one run in a 10-1 victory.
- Sports a 1.96 ERA (5 ER/23.0 IP) through his first four career games, best by a Cardinal through his first four career games since RHP René Arocha's 1.52 ERA (4 ER/23.2 IP) in 1993 (min. 20 IP).
- Over the past three seasons, led Minor League Baseball in wins (31), games started (82), complete games (4), innings pitched (447.1), and number of pitches (7,254).
- Has thrown 47.1 more innings and 655 more pitches than any other pitcher in minor league baseball since 2022.
- Enters the 2025 season ranked as the No. 10 prospect in the Cardinals organization by *Baseball America*.
- Was rated as having the "Best Control" in the organization in the 2022 and 2023 seasons by *Baseball America*.
- Has walked one batter or fewer in 54-of-89 career starts (23-12) and posted zero walks in 29 starts (11-6).
- Threw 7.0 or more innings in eight career starts, holding his opposition to two runs or less in all eight (four with one run and two scoreless).
- Led all Cardinals 2023 minor leaguers in wins (11), innings pitched (134.1), and games started (24) while finishing 2nd in strikeouts (107).

MCGREEVY, MICHAEL



2024

- Began the season in Memphis (AAA) and made a team-leading 27 starts for the Redbirds, which ranked tied for 4th in the International League. Finished the season with wins in four straight starts (4-0, 2.35 ERA, 23.0 IP, 6 R, 28 SO).
- Was selected to the St. Louis roster on July 31 and made his Major League debut vs. Texas that afternoon. Fired 7.0 innings for the win allowing just one run in the 6th inning, as the Cardinals rolled to a 10-1 victory.
- Compiled a 1.96 ERA (5 ER/23.0 IP) through his first four career games, best by a Cardinal through his first four career games since RHP René Arocha's 1.52 ERA (4 ER/23.2 IP) in 1993 (min. 20 IP).
- Became the first Cardinals rookie to pitch at least 8.0 IP in one of his first four career starts since RHP Alan Benes on Sept. 30, 1995 at Pittsburgh (3rd career start).
- First Cardinals pitcher to earn a win in his MLB debut at Busch Stadium since Nick Greenwood (6/16/2014 vs. NYM). First Cardinals pitcher to throw 7.0 or more innings in his MLB debut at home since Jason Simontacchi vs. ATL (5/4/2002). First Cardinals pitcher to throw 7.0 innings with 1 ER or less in his MLB debut since Michael Wacha vs. KC (5/30/2013), and first to do so and earn the win since Tyler Lyons (5/22/13 at SD). Started the game with 5.0 scoreless innings, most since Austin Gomber with 6.1 scoreless innings at CIN (7/23/2018).
- Became the 8th player to make his MLB debut with the Cardinals in 2024 and 6th pitcher.
- Optioned to Memphis (AAA) following his debut and was recalled on Sept. 18 and made his second appearance earning a win in relief with 3.0 scoreless innings in relief vs. PIT in a 10-5 win at Busch Stadium.
- Is the only Cardinal in franchise history to earn a win as a starting pitcher and then a relief pitcher in his first two appearances (7/31 vs. TEX & 9/18 vs. PIT).
- Threw a career-high 8.0 innings at on Sept. 29 at San Francisco on the final day of the regular season, allowing one run in a win. Marked the longest outing by a Cardinals starting pitcher in 2024. Struck out a career-high six batters in the 6-1 win.
- His outing on 9/29 at SF made him one of 11 rookie pitchers in 2024 (12 instances) to throw 8.0 or more innings.
- His 0.78 WHIP was the best in franchise history among Cardinals pitchers with 20.0 or more innings and three or more starts and best mark since Bob Gibson (0.85) in 1968. Was also the best among MLB rookie pitchers with the same qualifications.
- Ranked 5th among pitchers with 20.0 innings or more with a 64.1 ground ball percentage.
- 2024 *Baseball America* Triple-A All-Star.
- Led Memphis in innings pitched (150.0), strikeouts (138) and qualifying opponent BA (.259). Ranked among International League leaders in ERA (4.02, 3rd), wins (9, T-10th), innings pitched (150.0, 2nd), strikeouts (138, 3rd), WHIP (1.31, 4th) and winning pct (.529, 6th).

2024 SEASON & CAREER HIGHS

Most IP (Starter): 8.0, 9/29/24 at San Francisco
Most IP (Relief): 3.0, 9/18/24 vs. Pittsburgh
Most Strikeouts (Starter): 6, 9/29/24 at San Francisco
Most Strikeouts (Relief): 4, 9/18/24 vs. Pittsburgh
Most Walks (Starter): 1, twice. Last: 9/24/24 at Colorado
Most Walks (Relief): n/a
Most Runs Allowed (Starter): 3, 9/24/24 at Colorado
Most Runs Allowed (Relief): n/a
Most ER Allowed (Starter): 3, 9/24/24 at Colorado
Most ER Allowed (Relief): n/a
Most Hits Allowed (Starter): 5, twice. Last: 9/29/24 at SF
Most Hits Allowed (Relief): 2, 9/18/24 vs. Pittsburgh
Most HRs Allowed: 1, 9/24/24 at Colorado
Longest Winning Streak: 3 games, 7/31/24-end of season.
Longest Losing Streak: n/a
Longest Scoreless Streak: 6.0 IP, twice. Last: 9/29/24
Pitches Thrown: 99, 7/31/24 vs. Texas

AWARDS & HONORS

Baseball America Triple-A All-Star
 2024: Memphis (AAA)

Midwest League Pitcher of the Month
 2022: Peoria (High-A) - April

Midwest League Pitcher of the Week
 2022: Peoria (High-A) - April 11-17

CAREER MILESTONES

Major League Debut
 July 31, 2024 vs. Texas

First Major League Win
 July 31, 2024 vs. Texas

First Major League Strikeout
 July 31, 2024 vs. Texas
 (2nd inning, Nathaniel Lowe, swinging)


- His three complete games were the most in his career and was tied for the most in all of Minor League Baseball with Ian Mejia (Mississippi-AA & Gwinnett-AAA) of the Braves organization. Did not pitch more than 8.0 innings in any of the three complete games.
- Struck out a career-high 11 batters at Durham (5/23) over 8.0 innings pitched in a complete game 1-0 loss.

**BACKGROUND/PERSONAL**

- Graduated from San Clemente (Calif.) High School where he was a high school teammate of Andre Pallante.
- Earned freshman All-America honors as a reliever at UC Santa Barbara.
- Named semifinalist for National Pitcher of the Year award by the College Baseball Foundation in 2021.
- Two-time First Team All-Big West Conference: as a freshman in 2019 and again as a junior in 2021.
- Ranked second among qualified NCAA Division I pitchers in walks/9 IP (0.97) and strikeout-to-walk ratio (10.45) in 2021.
- Led the 2021 Big West Conference in innings pitched (101.2).
- Named 2019 First Team Freshman All-American by *Baseball America*.
- Is an avid fan of the Los Angeles Chargers.
- Planned to pitch for the Yarmouth-Dennis Red Sox in the 2020 Cape Cod League before it was cancelled due to the coronavirus pandemic.
- Signed by Michael Garciaparra.
- Resides in San Clemente, Calif.



Starting pitcher Michael McGreevy makes his Major League debut against the Texas Rangers, July 31, 2024 at Busch Stadium III.



MILES MIKOLAS

39

HT: 6-4 WT: 225 B/T: R/R BIRTH DATE: August 23, 1988 ML SERVICE: 8.037

(MY-koh-lahs)

FULL NAME: Miles Tice Mikolas

BORN: Jupiter, Florida

OPENING DAY AGE: 36 (Turns 37 on August 23)

BECAME A CARDINAL: Signed as a free agent, December 5, 2017

CONTRACT STATUS: Signed through 2025

MLB DEBUT: May 5, 2012 vs. Miami

RIGHT-HANDED PITCHER

COMPLETE RECORD

Year	Team	Age	W-L	ERA	G	GS	GF	HLD	SV	IP	H	R	ER	HR	HB	BB	SO	WHIP	BA	WP	SO%	BB%	BF
2009	Eugene (SS-A)	20	1-8	5.94	15	11	0	0	0	53.0	77	47	35	1	5	9	39	1.62	.332	3	15.6	3.6	250
2010	Fort Wayne (A)	21	6-3	2.20	60	0	30	10	13	81.2	76	27	20	3	0	15	78	1.11	.240	6	23.3	4.5	335
2011	Lake Elsinore (A+)	22	3-0	1.13	34	0	30	0	12	39.2	31	5	5	1	3	9	42	1.01	.214	0	26.4	5.7	159
	San Antonio (AA)	22	1-0	1.67	28	0	20	2	9	32.1	29	6	6	0	0	6	27	1.08	.240	1	20.8	4.6	130
2012	San Antonio (AA)	23	1-1	2.92	12	0	10	0	4	12.1	16	6	4	0	0	3	11	1.54	.320	1	20.8	5.7	53
	Tucson (AAA)	23	2-1	3.20	17	0	6	6	0	19.2	20	8	7	1	0	8	17	1.42	.260	1	19.5	9.2	87
	SAN DIEGO	23	2-1	3.62	25	0	0	1	0	32.1	32	15	13	4	2	15	23	1.45	.256	2	16.0	10.4	144
2013	San Diego	24	0-0	0.00	2	0	1	0	0	1.2	0	0	0	0	1	1	1	0.60	.000	0	14.3	14.3	7
	Tucson (AAA-SD)	24	4-2	3.25	54	0	50	1	26	61.0	62	25	22	6	0	17	40	1.30	.265	3	15.5	6.6	258
2014	Round Rock (AAA-TEX)	25	5-1	3.22	16	6	7	1	2	44.2	53	20	16	3	0	3	38	1.25	.283	2	20.0	1.6	190
	TEXAS	25	2-5	6.44	10	10	0	0	0	57.1	64	43	41	8	4	18	38	1.43	.278	0	14.9	7.1	255
2015	Yomiuri (Japan)	26	13-3	1.92	21	21	0	-	0	145.0	107	34	31	8	1	23	107	0.90	---	3	19.2	4.1	557
2016	Yomiuri (Japan)	27	4-2	2.45	14	14	0	-	0	91.2	84	35	25	10	4	23	84	1.17	---	0	22.0	6.0	381
2017	Yomiuri (Japan)	28	14-8	2.25	27	*27	0	-	0	*188.0	162	53	47	10	*11	23	*187	0.98	---	4	25.1	3.1	745
2018	ST. LOUIS	29+18-4	2.83	32	32	0	0	0	0	200.2	*186	70	63	16	7	29	146	1.07	.245	2	18.1	3.6	808
2019	ST. LOUIS	30 9-14+	4.16	32	32	0	0	0	0	184.0	193	90	85	27	12	32	144	1.22	.272	5	18.8	4.2	764
2020	ST. LOUIS	31	INJURED -- DID NOT PITCH																				
2021	ST. LOUIS	32	2-3	4.23	9	9	0	0	0	44.2	43	24	21	6	2	11	31	1.21	.253	1	16.7	5.9	186
	Memphis (AAA)#	32	1-1	2.33	5	5	0	0	0	19.1	17	5	5	2	0	3	13	1.03	.243	1	17.8	4.1	73
	Springfield (AA)#	32	1-0	6.97	2	2	0	0	0	10.1	15	8	8	3	0	3	7	1.74	.375	0	16.3	7.0	43
	Peoria (A+)#	32	1-0	3.86	1	1	0	0	0	7.0	6	3	3	0	0	0	8	0.86	.231	0	30.8	0.0	26
2022	ST. LOUIS	33	12-13	3.29	33	32	0	0	0	202.1	170	81	74	25	6	39	153	1.03	.226	1	19.0	4.8	805
2023	ST. LOUIS	34	9-13	4.78	35	35	0	0	0	201.1	226	110	107	26	8	39	137	1.32	.282	4	15.9	4.5	860
2024	ST. LOUIS	35	10-11	5.35	32	32	0	0	0	171.2	194	106	102	26	5	25	122	1.28	.284	0	16.9	3.5	720
Major League Totals			64-64	4.16	210	182	1	1	0	1096.0	1108	539	506	138	47	209	795	1.20	.262	15	17.5	4.6	4549
St. Louis Totals			60-58	4.05	173	172	0	0	0	1004.2	1012	481	452	126	40	175	733	1.18	.261	13	17.7	4.2	4143
Japan Totals			31-13	2.18	62	62	0	-	0	424.2	353	122	103	28	16	69	378	0.99	---	7	22.5	4.1	1683
Minor League Totals			26-17	3.09	244	25	153	20	66	381.0	402	160	131	20	8	76	320	1.25	.268	18	20.0	4.7	1604

* Led League +Tied for League Lead # Injury Rehabilitation Assignment

Note: Major League Uniform Numbers Worn: 39 (2012-13, 2018-present), 36 (2014)

MIKOLAS, MILES



WILD CARD SERIES RECORD

Year Team	W-L	ERA	G	GS	CG	GF	SHO	SV	IP	H	R	ER	HR	HBP	BB	IBB	SO	WP	BK	BA
2022 STL vs. PHI	0-1	4.15	1	1	0	0	0	0	4.1	2	2	2	1	1	1	0	3	0	0	.143

DIVISION SERIES RECORD

Year Team	W-L	ERA	G	GS	CG	GF	SHO	SV	IP	H	R	ER	HR	HBP	BB	IBB	SO	WP	BK	BA
2019 STL vs. ATL	1-0	1.50	2	1	0	0	0	0	6.0	3	1	1	0	0	2	0	2	0	0	.143

LEAGUE CHAMPIONSHIP SERIES RECORD

Year Team	W-L	ERA	G	GS	CG	GF	SHO	SV	IP	H	R	ER	HR	HBP	BB	IBB	SO	WP	BK	BA
2019 STL vs. WSH	0-1	1.50	1	1	0	0	0	0	6.0	7	1	1	0	0	2	1	7	0	0	.280

WORLD BASEBALL CLASSIC RECORD

Year Team	W-L	ERA	G	GS	CG	GF	SHO	SV	IP	H	R	ER	HR	HBP	BB	IBB	SO	WP	BK	BA
2023 United States	0-0	1.50	2	0	0	0	0	0	6.0	9	1	1	0	0	0	0	5	0	0	.333

REGULAR SEASON FIELDING RECORD

Position	PCT	G	PO	A	E	TC	DP
Pitcher	.968	210	90	119	7	216	10

Note: 2019: Tied for 1st among MLB pitchers in fielding pct. (1.000)

2022: Tied for 1st among MLB pitchers in fielding pct. (1.000)

2023: Tied for 1st among MLB pitchers in fielding pct. (1.000)

REGULAR SEASON BATTING RECORD

Year Team	AVG	G	AB	R	H	2B	3B	HR	RBI	SH	SF	HBP	BB	IBB	SO	SB	CS	GDP	SLG	OBP	E
JAPAN TOTALS	.110	62	145	10	16	5	0	2	8	10	0	0	2	0	76	0	1	2	.186	.122	0
MAJOR TOTALS	.127	110	134	5	17	2	0	2	8	15	1	0	3	0	66	0	0	0	.187	.145	5

Home Runs: 4/2/18 at Milwaukee (Zach Davies, 1st Major League Hit) • 8/24/18 at Colorado (Antonio Senzatela)

2024 SEASON HIGHS

Most IP: 7.0, 6/11 vs. Pittsburgh
Most Strikeouts: 7, 8/16 vs. Los Angeles Dodgers
Most Walks: 3, 5/12 at Milwaukee
Most Runs Allowed: 10, 6/27 vs. Cincinnati
Most Earned Runs Allowed: 9, 6/27 vs. Cincinnati
Most Hits Allowed: 12, 6/27 vs. Cincinnati
Most HRs Allowed: 4, 7/14 vs. Chicago Cubs
Longest Winning Streak: 3 games, 6/5-6/22
Longest Losing Streak: 3 games, 8/4-9/8
Longest Scoreless Streak: 14.1, 6/5-6/16

CAREER HIGHS

Most IP (Starter): 9.0, twice. Last: 7/15/19 vs. Pittsburgh
Most IP (Relief): 3.0, 10/3/22 at Pittsburgh
Most Strikeouts (Starter): 10, 3x. Last: 10/1/23 vs. Cincinnati
Most Strikeouts (Relief): 3, twice. Last: 9/8/12 vs. Arizona
Most Walks (Starter): 4, 3x. Last: 9/6/19 at Pittsburgh
Most Walks (Relief): 2, four times. Last: 8/15/12 at Atlanta
Most Runs Allowed (Starter): 10, 3x. Last: 6/27/24 vs. Cincinnati
Most Runs Allowed (Relief): 4, 9/1/12 at Colorado
Most Earned Runs Allowed (Starter): 10, 2x. Last: 8/9/22 at Colorado
Most Earned Runs Allowed (Relief): 3, 9/1/12 at Colorado
Most Hits Allowed (Starter): 14, 8/9/22 at Colorado
Most Hits Allowed (Relief): 4, twice. Last: 9/8/12 vs. Arizona
Most HRs Allowed: 4, 7/14/24 vs. Chicago Cubs
Longest Winning Streak: 6 games, 4/2-5/21/18
Longest Losing Streak: 5 games, twice. Last: 7/27-8/25/23
Longest Scoreless Streak: 19.0, 4/20-4/30/22
Complete Games: 2, twice. Last: 7/15/19 vs. Pittsburgh
Low-Hit Complete Game: 3, 6/9/22 at Tampa Bay
Hitless Innings To Start: 8.2, 6/14/22 [2] vs. Pittsburgh
Shutouts: 2, twice. Last: 7/15/19 vs. Pittsburgh
10+ Strikeout Games: 3. Last: 10/1/23 vs. Cincinnati (10)
Last Relief Appearance: 10/3/22 at Pittsburgh



CAREER TRANSACTIONS

- Selected by the San Diego Padres in the seventh round (204th overall) of the 2009 June, First-Year Player Draft.
- Acquired by the Pittsburgh Pirates with INF Jaff Decker from the San Diego Padres in exchange for OF Alex Dickerson, November 25, 2013.
- Acquired by the Texas Rangers from the Pittsburgh Pirates in exchange for INF Chris McGuiness, December 30, 2013.
- Signed by the Yomiuri Giants of the Japanese Central League, November 25, 2014.
- Signed by the St. Louis Cardinals as a free agent, December 5, 2017.
- On St. Louis paternity list, July 18-20, 2018.
- On St. Louis injured list (right forearm strain), July 25-end of season, 2020.
- On St. Louis injured list (right shoulder), April 1-May 21, 2021; included injury rehabilitation assignment to Memphis (AAA).
- On St. Louis injured list (right forearm tightness), May 23-August 19, 2021; included injury rehabilitation assignments to Memphis (AAA), Springfield (AA), and Peoria (High-A).
- Served five-game suspension by Major League Baseball for intentionally hitting a batter, August 2-7, 2023.

CAREER NOTES

- Enters his 8th season (was injured in 2020) with the Cardinals in 2025. Leads active pitchers in innings pitched (1,004.2), wins (60), strikeouts (733) and games started (172) as a Cardinal.
- Did not commit an error between 8/3/18 and 8/31/24, a span of 146 errorless games (145 starts) and 155 total chances, and was one of only two pitchers with at least 75 total chances and zero errors in that span, along with teammate Andre Pallante (76 TC).
- Has registered 32-or-more starts in every season in which he was not injured or sidelined by COVID-19 protocols.
- Pitched at least 200.0 innings in 2022 and 2023 to become the first Cardinals pitcher with consecutive 200+ inning seasons since Adam Wainwright and Lance Lynn in 2013-14.
- Is one of three pitchers with at least three 200+ inning seasons since 2018 (Gerrit Cole - 4, Aaron Nola - 3).
- Led Major League Baseball with 35 starts in 2023, becoming the first pitcher to record 35 starts in a season since Jhoulys Chacin (35) in 2018 with Milwaukee. Was the first Cardinals pitcher since Chris Carpenter had 35 in 2009.
- Started the first and final games of the 2023 season, becoming the first Cardinals pitcher to start on both Opening Day and the season finale since Adam Wainwright in 2016.
- Holds the record for highest single-season winning percentage by a Cardinals pitcher with 20-or-more decisions when he was 18-4 (.818) in his first season with the club in 2018, edging out Hall of Famer Dizzy Dean (.811, 30-7) with the Gashouse Gang in 1934.
- Made two relief appearances for the United States in the 2023 World Baseball Classic. Posted a 1.50 ERA over 6.0 innings pitched, scattering nine hits with five strikeouts and did not record a decision.
- Recorded his 50th career win as a member of the Cardinals vs. CIN (10/1/23). Became the 9th Cardinals pitcher to win 50 games since 2000 and the first to pass 50 wins since Carlos Martinez and Michael Wacha in 2018.
- St. Louis is 95-78 (.549) in his 173 career outings (172 starts) since joining the organization (2018-present).
- The Cardinals sported a 41-23 record (.641 win pct.) in his initial 64 starts over a two-season span (2018-19), with those 41 team wins tying Jon Lester (41-22 Cubs record) for most by any National League starting pitcher.

AWARDS & HONORS

National League All-Star

2022: St. Louis (Did not pitch)

2018: St. Louis (Did not attend game)

Darryl Kile Award

2018: St. Louis

St. Louis BBWAA Bob Bauman Physical Comeback Award

2022: St. Louis

St. Louis BBWAA J.G. Taylor Spink Baseball Man of the Year

2018 (w/ Matt Carpenter)

Midwest League Mid-Season All-Star

2010: Fort Wayne (A)

Japanese Central League MVP of the Month

2017: Yomiuri Giants - August

2015: Yomiuri Giants - June

- Ranks among all-time Busch Stadium III leaders (min. 200.0 IP) in walks/9 IP (1.39, 1st), strikeout/walk rate (4.74, 1st), starts (84, 3rd), innings pitched (505.0, 3rd), WHIP (1.09, 3rd) strikeouts (370, 6th) and wins (25, 8th).
- Is 49-6 (.891 win pct) as a Cardinal when receiving 3-or-more runs in support (St. Louis 66-16 in those 82 games).
- Went 10-0 on the road in 2018, becoming the 3rd MLB pitcher (since 1908) to post a 1.000 road winning pct. while winning 10+ games, joining Greg Maddux (13-0 for 1995 Braves) and Jimmy Key (10-0 for 1994 Yankees). Also joined Eddie Yuhas (9-0 in 1952) as the only two pitchers in Cardinals history with a perfect road winning percentage (since 1913).
- Became the first Cardinal and the sixth NL pitcher (last Orel Hershiser in 1988-89) to lead the league in wins (2018) one season and losses (2019) the next.
- Pitched three seasons in the Japanese Central League (2015-17) and was a combined 31-13 with 2.25 ERA in 62 starts for the Yomiuri Giants.

**Awards**

- Two-time National League All-Star (2018 and 2022). Chose to miss the 2018 game in Washington D.C. to be with his wife as they welcomed twins and did not appear in the 2022 contest at Dodger Stadium.
- Became the first Cardinals starting pitcher in franchise history to earn an All-Star nod in his first season after signing as a free agent, and was the only non-rookie player selected in 2018 who didn't play in the Majors the previous year.
- Finished 6th in the 2018 NL Cy Young Award voting and was a finalist for NL Comeback Player of the Year by MLBPA Player's Choice Awards, in a voting by his peers.
- 2018 Darryl Kile Award recipient, voted on by his teammates.
- 2018 recipient of the Missouri Athletic Club's Sports Personality of the Year award.
- Received the 2022 Bob Bauman "Physical Comeback" Award from the St. Louis BBWAA chapter.

Pinpoint Control

- Has thrown 10,582 of his overall 15,634 pitches for strikes (67.7%) since 2018.
- For his career, 67.3% of his first pitches of plate appearances have been thrown for strikes, the highest since the stat began being tracked in 1988 (min. 900 innings pitched).
- Since joining St. Louis in 2018, Mikolas also leads MLB with a 67.9% first strike percentage.
- Mikolas owns each of the top two and four of the top eight single-season franchise records for highest percentages of first pitch strikes (72.1-1st in 2024; 71.1-2nd in 2018; 67.9-5th in 2023; 65.8-8th in 2019).
- Has walked 4.2% of opposing batters since joining St. Louis in 2018, the lowest among all qualified Major League pitchers.
- Has issued 175 walks in his first 172 starts with St. Louis, the fewest among Cardinals starters in their first 172 starts with the franchise.
- Despite missing the majority of the 2020-21 seasons due to a right forearm injury, leads all MLB starting pitchers since 2018 in most starts while issuing zero walks (57) and one walk or fewer (123).
- Walked two-or-fewer batters in 43 consecutive starts (July 4, 2018-Sept. 1, 2019), longest such streak by a Cardinal in franchise history.

HIGHEST CAREER K/BB% - BUSCH STADIUM III

Rank	K/BB%	K	BB	Seasons
1. Miles Mikolas	4.74	370	78	2012-24
2. Mike Leake	4.09	135	33	2013-17
3. Jack Flaherty	3.42	328	96	2017-23
4. Adam Wainwright	3.39	1,204	355	2006-23
5. Chris Carpenter	3.36	356	106	2006-12
6. Jaime Garcia	3.32	408	123	2008-16
7. Michael Wacha	2.84	406	143	2013-24
8. Lance Lynn	2.74	516	188	2006-15

** Minimum 200.0 innings pitched***HIGHEST 1ST PITCH STRIKE % SINCE 2018**

MLB Rank	% Strike 1st Pitch	IP
1. Miles Mikolas	67.9	1,004.2
2. Clayton Kershaw	67.7	807.2
3. Max Scherzer	66.9	981.0
4. Kyle Hendricks	66.5	990.1
5. Aaron Nola	66.4	1,264.2

** Minimum 750.0 innings pitched***LOWEST WALK PERCENTAGE SINCE 2018**

MLB Rank	Walk %	BB	IP
1. Miles Mikolas	4.2%	175	1,004.2
2. Zack Greinke	4.4%	168	933.2
3. Zach Eflin	4.9%	179	874.2
4. Justin Verlander	5.3%	181	870.2
5. Clayton Kershaw	5.3%	171	807.2

** Minimum 750.0 innings pitched***MOST STARTS WITHOUT A WALK ALLOWED SINGLE-SEASON, CARDINALS HISTORY**

Rank	Games	Season
1. Bob Tewksbury	19	1992
2. Bob Tewksbury	16	1993
3. Miles Mikolas	15	2024
4. Jack Powell	14	1901
Grover Alexander	14	1927
6. Miles Mikolas	13	2023
Joel Piñeiro	13	2009
8. Miles Mikolas	12	2018

PITCHERS IN MLB HISTORY WITH 10+ ROAD WINS AND 1.000 WIN PCT. (SINCE 1908)

Pitcher	Season	Team	W-L	GS	IP
Jimmy Key	1994	Yankees	10-0	11	77.0
Greg Maddux	1995	Braves	13-0	15	112.2
Miles Mikolas	2018	Cardinals	10-0	16	97.0



2024

NL Ranks: Games Started (32, T-5th), Losses (11, T-8th), Hits (194, 3rd), Runs (106, 2nd), Earned Runs (102, 2nd), Home Runs (26, T-6th), Fewest Pitches Per Inning (15.8, 8th), BB/9 IP (1.31, 1st), GIDP induced (18, T-9th).

- Was Cardinals Opening Day starting pitcher for the second straight season and third time in his career, along with 2019.
- Was his fifth season with 32-or-more starts and is one of three MLB pitchers with 32+ starts in at least five seasons since 2018 (Jose Berrios & Aaron Nola - 6).
- Posted a career-high 72.1% first strike percentage that is the highest single-season mark by a Cardinals qualified pitcher since the stat was first tracked in 1988.
- Led MLB with 15 starts without a walk, his single-season career-high, the third-most by a Cardinals pitcher all-time, trailing only Bob Tewksbury's 19 in 1992 and 16 in 1993, and the most by a National League pitcher since Bartolo Colón had 15 in 2015 for the New York Mets.
- His nine road starts without issuing a walk tied Bob Tewksbury (1992) for the most such starts in a single season by a Cardinals pitcher.
- Tallied eight of his 10 wins in road starts, tying for the second-most road wins in the NL (1st: Michael King, 9).
- Led MLB with a 1.31 walks per 9 IP rate that was the lowest in a single season by a Cardinals pitcher since his 1.30 rate in 2018, while his 1.57 rate since joining St. Louis in 2018 is the lowest in MLB.
- Compiled two streaks of four starts without allowing a walk (4/20-5/7 & 9/1-9/21), one shy of his career-best streak of five starts from 9/21/12-7/11/13 with San Diego, and was the first Cardinals pitcher with multiple streaks of at least four starts in a single season since Joel Piñeiro had a pair of four-start streaks in 2009.
- Enters 2025 with an active nine-start streak of allowing one walk or fewer, two shy of his career-high, 10-start streak from 8/7/18-3/28/19.
- Produced a team-high three scoreless starts with at least 6.0 innings pitched, and his 14 such starts since 2018 are the third-most among Cardinals starters (1st: Jack Flaherty, 20, 2nd: Adam Wainwright, 18), with seven of those outings in the past two seasons.
- Threw 62 pitches at Houston on June 5 for a 6.0-inning win, marking the 4th-fewest pitches in a start that equated to a win by a Cardinals pitcher since 1988 (Scott Terry, 1989; René Arocha, 1993; Kent Mercker, 1998 - all with 61 pitches).
- Surpassed 1,000 career innings on June 11 vs. Pittsburgh, tossing 7.0 scoreless innings of one-hit ball and carried a perfect game 17 batters into the game before walking Yasmani Grandal. Allowed his first hit to Bryan Reynolds, a triple to lead off the 7th inning, but stranded him at third base.
- Led the team with 15 quality starts (T-11th in NL).
- Threw a curveball for 12.1% of his pitches, his lowest rate since he joined St. Louis in 2018 and the first year in that span that his curveball rate was below 20%.

CAREER MILESTONES

Major League Debut
May 5, 2012 vs. Miami

First Major League Win
May 20, 2012 vs. Los Angeles Angels

First Major League Strikeout
May 5, 2012 vs. Miami
(9th inning, looking, John Buck)

First Major League Start
July 2, 2014 at Baltimore

50th Major League Win
July 8, 2023 at Chicago White Sox

100th Major League Strikeout
May 21, 2018 vs. Kansas City
(1st inning, Jon Jay, swinging)

500th Major League Inning Pitched
September 11, 2021 vs. Cincinnati

500th Major League Strikeout
August 19, 2022 at Arizona
(6th inning, Geraldo Perdomo, swinging)

1,000th Major League Inning Pitched
August 9, 2024 at Kansas City

Hitting
First Major League Hit / Home Run
April 2, 2018 at Milwaukee
(Zach Davies, 5th inning, 2-run)

BACKGROUND/PERSONAL

- Graduated from Jupiter (Fla.) High School in 2006.
- Played college baseball at Nova Southeastern University in Fort Lauderdale, Fla.
- Originally selected by the Padres in the 7th round of the June, 2009 First-Year Player Draft after his junior season.
- Mikolas and C/1B Jake Anchia (2019 7th Rd., Mariners) share NSU's highest draft pick notability in program history.
- Earned his undergraduate degree from NSU in Sport and Recreation Management in 2013 after utilizing his off-seasons to complete his degree.
- Inducted into NSU Athletics Hall of Fame in 2019.
- 2018 Darryl Kile Award recipient as voted by his teammates.
- 2018 recipient of the Missouri Athletic Club's Sports Personality of the Year award.
- Received the 2022 Bob Bauman "Physical Comeback" Award from the St. Louis BBWAA chapter.
- He and his wife, Lauren, reside in Jupiter, Fla. with their four children: Lillianne (3/20/17), twins Madelyn and Miles (7/16/18), and Rhett (1/6/22).



ODDANIER
MOSQUEDA 76

HT: 5-10 WT: 200 B/T: L/L BIRTH DATE: May 6, 1999 ML SERVICE: 0.000

(oh-dahn-YAIR moh-SKAY-duh)

FULL NAME: Oddanier Eduardo Mosqueda

BORN: Caracas, Venezuela

OPENING DAY AGE: 25 (Turns 26 on May 6)

BECAME A CARDINAL: Selected by the Cardinals from the New York Yankees in the Triple-A phase of the 2024 Rule 5 Draft.

CONTRACT STATUS: Signed through 2025

MLB DEBUT: September 4, 2020 at Seattle

LEFT-HANDED PITCHER (NON-ROSTER)

COMPLETE RECORD

Year	Team	Age	W-L	ERA	G	GS	GF	HLd	SV	IP	H	R	ER	HR	HB	BB	SO	WHIP	BA	WP	SO%	BB%	BF
2016	DSL Red Sox (R)	17	2-2	2.36	16	0	2	0	1	42.0	26	15	11	0	3	19	54	1.07	.183	9	11.2	32.0	169
2017	GCL Red Sox (R)	18	0-5	7.38	11	10	0	0	0	39.0	48	34	32	3	3	22	31	1.80	.310	3	12.0	16.9	183
2018	Lowell (A-)	19	3-1	2.84	17	0	3	0	1	31.2	19	13	10	0	1	21	40	1.26	.171	2	15.7	29.9	134
2019	Greenville (A)	20	2-2	3.29	27	0	8	0	2	52.0	44	23	19	4	5	21	69	1.25	.228	3	9.4	30.8	224
2020	DID NOT PITCH - NO MiLB SEASON																						
2021	Greenville (A+)	22	2-1	3.61	32	0	8	0	3	47.1	30	21	19	2	5	25	66	1.16	.182	3	12.8	33.8	195
2022	Portland (AA)	23	5-3	4.30	45	0	17	0	2	58.2	46	29	28	9	4	20	76	1.13	.212	2	8.3	31.4	242
2023	Worcester (AAA)	24	4-4	5.31	48	3	10	0	0	61.0	53	41	36	10	11	39	74	1.51	.231	2	13.8	26.2	282
2024	Scranton/W-B (AAA)	25	7-1	4.39	55	0	11	0	5	67.2	50	38	33	8	8	37	88	1.29	.202	6	12.5	29.7	296
Minor League Totals			25-19	4.24	251	13	59	0	14	399.1	316	214	188	36	40	204	498	1.30	.216	30	11.8	28.9	1725

CAREER NOTES

- Third straight season as a non-roster invitee to Major League Spring Training: Boston (2023), New York-AL (2024) and St. Louis (2025).
- Pitched six seasons in the Venezuelan Winter League for Caribes (2019, 2021, 2022, 2023) and La Guaira (2024, 2025). Is 0-4 with a 6.17 ERA over 58 appearances with one save in his VWL career.
- On the minor league 7-day Injured List twice at Greenville (A) with left biceps tendonitis (May 2019) and left shoulder impingement (July 2019). Was on the Temporary Inactive List in 2021 for the Olympics (5/27-6/7).

BACKGROUND/PERSONAL

- Resides in Caracas, Venezuela.

2024

- Posted season-highs in wins (7), saves (5), innings pitched (67.2), and strikeouts (88) with Scranton Wilkes-Barre (AAA).
- Ranked 2nd among International League pitchers in appearances and T-6th in Triple-A.
- Led all Yankees minor league pitchers with a career-high 55 appearances. Ranked in the Top 10 with seven wins (T-5th) and five saves (T-7th).
- Shut down left-handed batters to a .122 BA (12-98) limiting his opposition to three extra base hits (2 doubles, 1 HR).
- Of his 55 appearances, 25 were four outs or more (16 scoreless) with a season-high 2.1 vs. Norfolk (6/6).
- Recorded a 28.1 Inherited Runners Scored Pct., stranding 23-of-32.
- Ran off 10 straight scoreless appearances (6/23-7/24) compiling 12.1 innings with just four hits.
- Earned the win in six straight decisions (3/29-7/31).

CAREER TRANSACTIONS

- Signed by the Boston Red Sox as an international free agent, July 2, 2015.
- Signed by the New York Yankees as a minor league free agent, December 7, 2023.
- Selected by the St. Louis Cardinals from the New York Yankees in the Triple-A phase of the Rule 5 Draft, December 11, 2024.



RODDERY
MUÑOZ

35

HT: 6-2 WT: 240 B/T: R/R BIRTH DATE: April 14, 2000 ML SERVICE: 0.087

(rah-duh-ree MOON-yohs)

FULL NAME: Roddery Muñoz

BORN: Santo Domingo, Dominican Republic

OPENING DAY AGE: 24 (Turns 25 on April 14)

BECAME A CARDINAL: Claimed off waivers from the Miami Marlins, November 1, 2024

CONTRACT STATUS: Signed through 2025

MLB DEBUT: April 20, 2024 at Chicago Cubs

RIGHT-HANDED PITCHER

COMPLETE RECORD

Year	Team	Age	W-L	ERA	G	GS	GF	HLD	SV	IP	H	R	ER	HR	HB	BB	SO	WHIP	BA	WP	SO%	BB%	BF
2018	DSL Braves (Rk)	18	1-2	6.88	10	0	1	0	1	17.0	22	15	13	0	2	14	17	2.12	.319	5	20.0	16.5	85
2019	DSL Braves (Rk)	19	0-5	3.77	14	14	0	0	0	62.0	48	39	26	2	7	29	67	1.24	.213	9	25.4	11.0	264
2020	DID NOT PITCH - NO MILB SEASON																						
2021	Augusta (A)	21	1-2	6.67	8	6	1	0	0	29.2	33	23	22	3	0	11	33	1.48	.282	4	25.6	8.5	129
2022	Rome (A+)	22	8-4	4.03	19	19	0	0	0	89.1	85	48	40	9	2	37	105	1.37	.244	4	26.9	9.5	391
	Mississippi (AA)	22	0-0	9.82	3	3	0	0	0	11.0	12	14	12	3	0	5	14	1.55	.261	0	26.9	9.6	52
2023	FCL Braves (Rk)	23	1-0	1.13	5	3	0	0	0	8.0	4	2	1	0	1	3	10	0.88	.160	2	34.5	10.3	29
	Mississippi (AA)	23	0-1	6.75	1	1	0	0	0	4.0	3	3	3	0	0	4	3	1.75	.214	0	15.8	21.1	19
	Gwinnett (AAA)	23	2-2	4.28	16	0	3	3	0	27.1	23	16	13	3	2	19	27	1.54	.228	2	22.0	15.4	123
	Rochester (AAA)	23	1-3	6.98	12	10	0	0	0	38.2	40	30	30	8	1	27	41	1.73	.265	6	22.7	14.9	181
2024	Jacksonville (AAA)	24	4-4	4.96	12	8	0	0	0	49.0	38	29	27	7	5	24	43	1.27	.209	2	20.2	11.3	213
	MIAMI	24	2-7	6.53	18	17	0	0	0	82.2	89	66	60	26	5	42	70	1.59	.272	4	18.5	11.1	379
Major League Totals			2-7	6.53	18	17	0	3	0	82.2	89	66	60	26	5	42	70	1.59	.272	4	18.5	11.1	379
Minor League Totals			18-23	5.01	100	64	5	0	1	336.0	308	219	187	35	20	173	360	1.43	.241	34	24.2	11.6	1486

Note: Major League Uniform Numbers Worn: 71 (2024)

REGULAR SEASON FIELDING RECORD

Position	PCT	G	PO	A	E	TC	DP
Pitcher	.667	18	2	6	4	12	0

CAREER TRANSACTIONS

- Signed by the Atlanta Braves as an International Free Agent, June 11, 2018.
- Claimed by the Washington Nationals off waivers from the Atlanta Braves, July 17, 2023.
- Claimed by the Pittsburgh Pirates off waivers from the Washington Nationals, December 15, 2023.
- Acquired by the Miami Marlins from the Pittsburgh Pirates in exchange for cash considerations, December 1, 2023.
- Claimed by the St. Louis Cardinals off waivers from the Miami Marlins, November 1, 2024.

MUÑOZ, RODDERY



CAREER NOTES

- Claimed off waivers from the Miami Marlins on the first day of the 2024-25 signing period on November 1, 2024.
- The Cardinals become his 5th organization, but his 4th with any professional playing time joining the Braves, Nationals, Pirates and Marlins. Was with the Pirates for five days before traded to the Marlins in December 2023.
- Made his Major League debut with the Marlins on April 20, 2024 at Wrigley Field in a no decision. Retired Nico Hoerner for his first MLB out then allowed a home run to Cody Bellinger, the first of 26 on the season, a new Marlins rookie record surpassing 23 by Sandy Alcántara (2019) and Scott Olsen (2006).
- Carried a no-hitter 5.1 innings into a start vs. NYM (6/13/24) before Harrison Bader broke it up. It was the 5th-longest inning-stretch a Marlins rookie took a no-hitter into a game.

2024

- Began the season on the Jacksonville (AAA) roster before his call-up on April 20 as the 27th man for a doubleheader in Chicago (NL). Was recalled three more times during the season.
- Combined to make 25 starts and 30 appearances totaling a career-high 131.2 innings pitched between the minors and major leagues over the full season.
- Made his Major League debut in the second game of a doubleheader at Wrigley Field on April 20 in 42° weather. Started and held the Cubs to two runs on two hits with seven strikeouts in a no decision the Cubs went on to win 5-3.
- Earned his first MLB win vs. COL (5/1) in his second MLB start, 11 days later at Marlins Park, limiting the Rockies to one run on three hits over 6.0 innings, matching his season-high with seven strikeouts.
- Allowed a career-high four home runs in his 3rd start at LAD (5/6) coming to Shohei Ohtani, Freddie Freeman, Teoscar Hernández and James Outman, including back-to-back homers by Ohtani and Freeman.
- Lost his next five decisions (5/6-7/20) with four no decisions scattered within. Was the third-longest losing streak of the season for the Marlins behind A.J. Puk (8) and Trevor Rogers (6).
- Fired 5.1 innings of no-hit ball to start vs. NYM (6/13) before Harrison Bader broke it up with a 6th inning single, longest no-hit outing by a Marlins pitcher during the season and became the fifth Marlins rookie to carry a no-hitter that long into a game since Anibal Sanchez threw a complete game no-hitter vs. ARI (9/6/2006).
- His eight games with multiple home runs allowed was tied for the most by a National League pitcher and ranked T-5th all-time in Marlins history; most since Caleb Smith had nine such appearances in 2019.
- Averaged 95.4 MPH on his fastball and ranked 20th in MLB in average exit velocity (90.8 MPH). Ranked 3rd in Barrels/Batted Ball Event (13.7%) behind Tanner Rainey (14.3) and teammate Max Meyer (13.9).
- Held opposition to a .198 opponent BA in his first five starts. Finished at .272.

2024 SEASON & CAREER HIGHS

Most IP: 6.2, 7/11/24 at Houston
Most Strikeouts: 7, 3x. Last: 7/31/24 at Tampa Bay
Most Walks: 4, 4x. Last: 7/5/24 vs. Chicago White Sox
Most Runs Allowed: 7, 6/18/24 vs. St. Louis
Most Earned Runs Allowed: 6, 4x. Last: 8/27/24 at Colorado
Most Hits Allowed: 8, 6/18/24 vs. St. Louis
Most HRs Allowed: 4, 5/6/24 at Los Angeles Dodgers
Longest Winning Streak: 1 game, twice. Last: 7/31/24
Longest Losing Streak: 5 games, 5/6-7/20/24
Pitches Thrown: 104, 5/6/24 at Los Angeles Dodgers

CAREER MILESTONES

Major League Debut

April 20, 2024 at Chicago Cubs

First Major League Win

May 1, 2024 vs. Colorado

First Major League Strikeout

April 20, 2024 at Chicago Cubs
(1st inning, swinging, Michael Busch)

- Held his opposition to six hits or fewer in 13 of 18 starts.
- Allowed 26 home runs over 82.2 innings pitched. His 2.83 HR/9 IP mark ranked 3rd-highest all-time in an MLB single-season behind David Hess (3.15, 2019 BAL) and Chris Young (2.84, 2016 KC).
- His 1,485 pitches ranked as the 3rd-most pitches on the Marlins staff behind Trevor Rogers (1,886) and Edward Cabrera (1,734). Ranked 4th with 82.2 innings pitched.
- Made one relief appearance vs. CWS (7/5) pitching 4.0 innings and allowing two runs and four walks in a no decision backing opener Bryan Hoeing (3.0 IP).
- Made 12 appearances and eight starts in Jacksonville (AAA). Led all starting pitchers on the team with a .209 opponent batting average against.
- Struck out a career-high eight batters over 4.0 innings at Louisville (9/3).
- Threw a career-high 8.0 scoreless innings of three-hit ball in a 3-1 win at Gwinnett (5/26); walked two, fanned three.

BACKGROUND/PERSONAL

- Is a triplet (middle child). His older brother, Roldy Muñoz, is a member of the Atlanta Braves organization.
- Resides in Santo Domingo, Dominican Republic.



LARS

NOOTBAAR

21

HT: 6-2 WT: 210 B/T: L/R BIRTH DATE: September 8, 1997 ML SERVICE: 3.076

(NUTE-bahr)

FULL NAME: Lars Taylor-Tatsuji Nootbaar

BORN: El Segundo, California

OPENING DAY AGE: 27 (Turns 28 on September 8)

BECAME A CARDINAL: Selected in the 8th round (243rd overall) of the 2018 MLB Draft

CONTRACT STATUS: Signed through 2025

MLB DEBUT: June 22, 2021 at Detroit

OUTFIELDER 

COMPLETE BATTING RECORD

Year	Team	AGE	G	AB	R	H	2B	3B	HR	RBI	BB	SO	SB	CS	HBP	SH	SF	AVG	OBP	SLG	OPS
2018	State College (Rk)	20	56	198	14	45	5	0	2	26	22	43	2	2	2	0	1	.227	.309	.283	.592
2019	Peoria (A)	21	29	106	17	26	4	1	5	18	16	13	2	1	0	0	0	.245	.344	.443	.788
	Palm Beach (A+)	21	39	142	10	39	3	0	2	17	13	20	1	2	0	0	0	.275	.336	.338	.674
	Springfield (AA)	21	33	93	12	25	2	1	0	3	16	22	1	1	0	0	1	.269	.373	.312	.685
2020		22	DID NOT PLAY - NO MiLB SEASON																		
2021	ST. LOUIS	23	58	109	15	26	3	1	5	15	13	28	2	1	0	1	1	.239	.317	.422	.739
	Memphis (AAA)	23	35	117	21	36	2	1	6	19	17	25	1	3	2	0	0	.308	.404	.496	0.9
2022	ST. LOUIS	24	108	290	53	66	16	3	14	40	51	71	4	1	1	0	5	.228	.340	.448	.788
	Memphis (AAA)	24	17	63	13	14	4	0	4	14	10	19	2	0	1	0	3	.222	.325	.476	.801
2023	ST. LOUIS	25	117	426	74	111	23	1	14	46	72	99	11	1	1	1	3	.261	.367	.418	.784
	Memphis (AAA)#	25	4	15	4	7	1	0	2	5	1	2	0	0	0	0	0	.467	.500	.933	1.433
	Springfield (AA)#	25	1	5	0	0	0	0	0	1	0	2	0	0	0	0	0	.000	.000	.000	.000
2024	ST. LOUIS	26	109	348	39	85	18	3	12	45	52	79	7	3	1	1	3	.244	.342	.417	.759
	Memphis (AAA)#	26	5	17	5	3	1	0	0	1	3	4	0	0	0	0	0	.176	.300	.235	.535
	Springfield (AA)#	26	8	27	6	7	1	0	2	4	7	9	0	0	0	0	0	.259	.412	.519	.931
Major League Totals			392	1173	181	288	60	8	45	146	188	277	24	6	3	3	12	.246	.348	.425	.773
Minor League Totals			227	783	102	202	23	3	23	108	105	159	9	9	5	0	5	.258	.347	.383	.730

* Led League #Injury Rehabilitation Assignment

Note: Major League Uniform Numbers Worn: 68 (2021), 21 (2022-present)

WILD CARD SERIES RECORD

Year	Team	AGE	G	AB	R	H	2B	3B	HR	RBI	BB	SO	SB	CS	HBP	SH	SF	AVG	OBP	SLG	OPS
2021	STL at LAD	DID NOT PLAY -- ON POSTSEASON ROSTER																			
2022	STL vs. PHI	24	2	6	0	2	1	0	0	0	2	2	0	0	0	0	0	.333	.500	.500	1.000
WILD CARD TOTALS			2	6	0	2	1	0	0	0	2	2	0	0	0	0	0	.333	.500	.500	1.000

WORLD BASEBALL CLASSIC RECORD

Year	Team	AGE	G	AB	R	H	2B	3B	HR	RBI	BB	SO	SB	CS	HBP	SH	SF	AVG	OBP	SLG	OPS
2023	Japan	25	7	26	7	7	0	0	0	4	6	6	2	0	1	0	0	.269	.424	.269	.693

REGULAR SEASON FIELDING RECORD

Position	PCT	G	PO	A	E	TC	DP
Outfielder	.988	349	701	19	9	729	9

NOOTBAAR, LARS



2024 SEASON HIGHS

Most Hits: 3, three times. Last: 9/1 at New York Yankees
Most Runs: 3, 5/17 vs. Boston
Most 2Bs: 1, 18 times. Last: 9/26 at Colorado
Most HRs: 1, 12 times. Last: 9/27 at San Francisco
Most RBI: 5, 9/1 at New York Yankees
Most BBs: 3, twice. Last: 9/24 at Colorado
Most SBs: 1, 7 times. Last: 9/4 at Milwaukee
Most HBPs: 1, 9/22 vs. Cleveland
Longest Hitting Streak: 9 games, 8/27-9/4

CAREER HIGHS

Most Hits: 4, 5/4/23 vs. Los Angeles Angels
Most Runs: 4, 5/15/23 vs. Milwaukee
Most 2Bs: 2, 3x. Last: 8/10/23 at Tampa Bay
Most HRs: 2, twice. Last: 7/28/23 vs. Chicago Cubs
Most RBI: 5, 9/1/24 at New York Yankees
Most BBs: 3, 8x. Last: 9/24/24 at Colorado
Most SBs: 1, 24x. Last: 9/4/24 at Milwaukee
Most HBPs: 1, 3x. Last: 9/22/24 vs. Cleveland
Longest Hitting Streak: 11 games, 7/3-7/17/23
Multi-HR Games: 2, Last: 7/28/23 vs. Chicago Cubs
Pinch-Hit HR: 2, Last: 8/18/24 vs. LA Dodgers (Daniel Hudson)
Lead-Off HR: 5, Last: 7/28/23 vs. Chicago Cubs (H. Wesneski)
Extra Inning HR: 1, 8/31/22 at Cincinnati (Chase Anderson)
Game-Ending HR: n/a

CAREER NOTES

- Member of the 2023 Team Japan World Baseball Classic Gold Medal winning team. Was the first American-born player to appear on Japan's baseball roster in the Classic. His mother, Kumi, is full-blooded Japanese.
- Since his Major League debut season in 2021, ranks among MLB leaders in walk percentage (13.6%, 8th), plate appearances/walk (7.34, 8th), lowest chase rate (18.1, 3rd), and highest percentage of pitches taken (62.7, 2nd).
- Among players with 400 plate appearances in 2024, led Major League Baseball in lowest chase rate (17.1%) and co-led MLB in highest percentage of pitches taken (62.8%) with Juan Soto.
- In 2023, led MLB in highest percentage of pitches taken (64.4%) and ranked 3rd in lowest Chase Rate (17.1%), his percentage of pitches swung at outside of the strike zone.
- Has drawn 188 career walks, 6th-most by a Cardinal in their first 392 career games.
- Has belted five leadoff home runs, tying Jack Smith, Lonnie Smith, Dexter Fowler, and Tommy Edman for 5th-most in franchise history. Had four leadoff homers in 2023.
- Has thrown out 16 baserunners over the last three seasons (2022-24), most on the Cardinals over that time span.
- California native crushed National League West opponents at an OPS of 1.376 in 2022, the highest single-season mark in MLB in 2022, the highest single-season in Cardinals history and the 6th-highest season all-time in MLB history (min. 50 plate appearances).
- Hit for the cycle at Scottsdale in the Arizona Fall League (Oct. 29, 2021) with a double, triple, and game-tying home run in the 9th inning. Had infield single in the 11th inning.
- Spent the 2020 season, limited by the COVID-19 outbreak, working manual labor at an aerospace engineering company, lifting and drilling holes as well as moving heavy equipment for the maintenance of fighter jets. He worked 10-hour shifts beginning at 4:45 a.m.

CAREER MILESTONES

Major League Debut
June 22, 2021 at Detroit

First Major League Hit
June 23, 2021 at Detroit
(3rd inning, triple, off Matt Manning)

First Major League Home Run
August 12, 2021 at Pittsburgh
(4th inning, pinch hit, 2-run, off JT Brubaker)

First Major League Stolen Base
September 19, 2021 vs. San Diego

AWARDS & HONORS

World Baseball Classic Championship
2023: Japan - Gold Medal

Arizona Fall Rising Stars
2021: Glendale Desert Dogs

HIGHEST WALK RATES SINCE 2021

MLB Rank	Walk %	PA/Walk
1. Juan Soto	19.8	5.06
2. Aaron Judge	16.3	6.12
3. Joey Gallo	15.3	6.55
4. Kyle Schwarber	15.0	6.68
5. Max Muncy	14.9	6.70
6. Bryce Harper	13.7	7.29
Yasmani Grandal	13.7	7.29
8. Lars Nootbaar	13.6	7.34

Minimum 1,250 plate appearances



2024

NL Ranks: Hard Hit % (49.5, 12th), % Swings resulting in Hard Hit Balls (21.9%, 1st), Multi-Walk Games (13, T-5th)

- Missed 48 games on two separate stints on the Injured List due to left rib (March 27-April 10) and oblique (May 31-July 7) injuries.
- Among Major Leaguers with 400+ plate appearances, ranked among MLB leaders in pct. of pitches taken (62.8, T-1st), walk pct. (12.8, 5th), plate appearances/walk (7.79, 5th), walks/per strikeout (0.66, T-13th), and chase rate (16.9, 1st*).
- Was one of five qualified Major Leaguers to rank in the 90th percentile or higher in both Hard-Hit pct. and Chase Rate, with Aaron Judge, Kyle Schwarber, Juan Soto, and Seiya Suzuki
- Led St. Louis in walks (52) despite playing in only 109 games.
- Paced St. Louis in average exit velocity (91.8) and ranked 2nd in Hard Hit pct. (49.5) according to Statcast.
- Reached double-digit homers for the 3rd consecutive season (2022-24), joining Nolan Arenado, Nolan Gorman, and Paul Goldschmidt as lone Cardinals to do so.
- Averaged the 3rd-fastest home run trot (20.3 second) among Major Leaguers with double-digit home runs.
- Reached base safely in 82 of 109 games, including 3+ times in a game on 10 occasions.
- Worked at least one walk in 37 games, while compiling multiple walks in 13 games and three walks twice.
- Was 5-for-10 (.500/.538/.700) with a 1.238 OPS and team-leading 14 RBI in bases loaded situations.
- Batted .364/.417/.576 (12-33) over season-high nine-game hit streak from Aug. 27-Sept. 4.
- Missed the first 13 games of the season with left rib contusion from colliding with the outfield wall during Spring Training on March 2. Was activated on April 11.
- Activated from 10-Day Injured List on July 8 after missing 35 games with an oblique strain.
- Paced the Cardinals in OBP (.363) and OPS (.801) in 63 games after the All-Star Break.
- Ended season slashing .290/.420/.565 (20-88) with four homers, 16 RBI, 16 walks, and a .986 OPS in 25 September games to end the season.
- Ranked among MLB leaders in September in OBP (10th), walks (T-6th), and OPS (13th).
- Went 2-for-4 with an RBI double on his bobblehead giveaway on Sept. 20 vs. Cleveland.
- Appeared in 128 games defensively, playing in right field (74 g), left field (30 g), and center field (24 g).

MLB CHASE RATE LEADERS SINCE 2021

MLB Rank	Chase Rate	Team(s)
1. Juan Soto	16.2	WSH/SD/NYY
2. Robbie Grossman	16.6	Five Teams
3. Lars Nootbaar	18.1	Cardinals
4. Max Muncy	18.9	Dodgers

Minimum 2,500 pitches faced

2024 MLB CHASE RATE LEADERS

MLB Rank	Chase Rate	Team
1. Lars Nootbaar	16.9	Cardinals
2. Andrew McCutchen	17.2	Pirates
3. Dylan Moore	17.7	Mariners

Minimum 400 plate appearances

2024 MLB PLAYERS IN +90TH PERCENTILE IN BOTH HARD-HIT % AND CHASE RATE

MLB Player	Team	Hard-Hit %	Chase Rate
Aaron Judge	Yankees	100th	97th
Lars Nootbaar	Cardinals	91st	100th
Kyle Schwarber	Phillies	98th	93rd
Juan Soto	Yankees	99th	98th
Seiya Suzuki	Cubs	91st	94th

PERCENTAGE OF PITCHES TAKEN SINCE 2021

MLB Rank	% Pitches Taken	Team(s)
1. Juan Soto	64.1	WSH/SD/NYY
2. Lars Nootbaar	62.7	Cardinals
3. Robbie Grossman	61.2	Five Teams

Minimum 5,500 pitches faced

MOST WALKS BY A CARDINAL IN THEIR FIRST 392 CAREER GAMES

Cardinals Rank	Walks	Seasons
1. Solly Hemus	227	1949-53
2. Joe Cunningham	214	1954-59
3. J.D. Drew	193	1998-2002
4. Ray Sanders	193	1942-45
5. Don Blasingame	191	1955-58
6. Lars Nootbaar	188	2021-24
7. Stan Musial	187	1941-44

CAREER LEADOFF HOME RUNS IN CARDINALS HISTORY

Cardinals Rank	HR	Seasons
1. Matt Carpenter	24	2011-21
2. Lou Brock	21	1964-1979
3. Ray Lankford	7	1990-2001, '04
4. Ray Blades	6	1922-28, '30-32
5. Lars Nootbaar	5	2021-present
Tommy Edman	5	2019-23
Jack Smith	5	1915-26
Lonnie Smith	5	1982-85
Dexter Fowler	5	2017-20



BACKGROUND/PERSONAL

- Graduated from El Segundo (Calif.) High School where he was a two-time league MVP in football and baseball.
- Led the football team to a 10-0 regular season record and the CIF semi-finals in 2013 as a dual-threat quarterback. Sported a 4.7-40 yard time while passing for 3,000 yards his junior season, and 2,002 yards and 25 touchdowns as a senior.
- Played college baseball at the University of Southern California where he combined to bat .272 with 14 HR and 74 RBI over 141 collegiate games for the Trojans (2016-18).
- Twice knocked in the game-winning run while playing against UCLA in a crosstown rivalry game at the Dodger Stadium College Baseball Classic. First time came on March 5, 2017 where he recorded three RBI, two on a triple, and a third RBI for the 10th inning game-winner in a 4-3 victory. The second came on an 8th inning solo home run on March 11, 2018, to break a 2-2 tie.
- Played for Orleans in the Cape Cod League in 2017, batting .252 with a .457 on-base percentage in 35 games.
- Played for La Crosse in the Northwoods League as a freshman.
- Spent the 2020 season, limited by the COVID-19 outbreak, working manual labor at an aerospace engineering company, lifting and drilling holes as well as moving heavy equipment for the maintenance of fighter jets. He worked 10-hour shifts beginning at 4:45 a.m.
- His brother, Nigel, was the tight end in high school football and also pitched for the USC Trojans (2012-14). Nigel was a 12th round selection of the Baltimore Orioles in 2014, playing two professional seasons in the minors with Aberdeen and Delmarva before finishing his career in Independent Ball with Normal and Lincoln.
- His first name comes from his great-great grandfather on the Dutch side of his family.
- His mother, Kumi, is full-blooded Japanese, in reference to his double middle name Taylor-Tatsuji.
- Was drafted in 2018 by Scouting Director, Randy Flores, who also played collegiately at USC.
- Signed by Mike Garciparra.
- Resides in El Segundo, Calif.

CAREER TRANSACTIONS

- Selected by the St. Louis Cardinals in the eighth round (243rd overall) of the 2018 MLB Draft.
- On St. Louis injured list (left thumb contusion), April 3-14, 2023; included injury rehabilitation assignment to Springfield (AA).
- On St. Louis injured list (lower back contusion), June 2-18, 2023; included injury rehabilitation assignment to Memphis (AAA).
- On St. Louis injured list (lower abdomen contusion), August 18-31, 2023; included injury rehabilitation assignment to Memphis (AAA).
- On St. Louis injured list (left rib contusion), March 25-April 10, 2024; included injury rehabilitation assignment to Memphis (AAA) and Springfield (AA).
- On St. Louis injured list (oblique strain), May 31-July 8, 2024; included injury rehabilitation assignment to Springfield (AA).



Outfielder Lars Nootbaar makes a leaping catch near the outfield wall vs. Baltimore, May 22, 2024 at Busch Stadium III.



EDWIN
NUÑEZ

95

HT: 6-2 WT: 220 B/T: R/R BIRTH DATE: November 5, 2001 ML SERVICE: 0.000

FULL NAME: Edwin Manuel Nuñez

BORN: Nagua, Dominican Republic

OPENING DAY AGE: 23

BECAME A CARDINAL: Signed as an International Free Agent, June 26, 2020

CONTRACT STATUS: Signed through 2025

PITCHER (NON-ROSTER) 

COMPLETE RECORD

Year	Team	Age	W-L	ERA	G	GS	GF	HLD	SV	IP	H	R	ER	HR	HB	BB	SO	WHIP	BA	WP	SO%	BB%	BF
2021	Palm Beach (A)	19	3-3	10.90	32	2	5	2	0	53.2	64	72	65	7	*17	56	59	2.236	.303	*35	20.5	19.4	288
2022	FCL Cardinals (Rk)	20	0-1	4.05	22	0	6	4	2	26.2	20	16	12	1	5	15	23	1.313	.204	8	19.3	12.6	119
	Palm Beach (A)	20	1-1	12.15	5	0	1	0	0	6.2	8	9	9	1	1	11	7	2.85	.308	5	18.4	28.9	38
2023	Palm Beach (A)	21	3-3	3.62	19	0	14	1	5	27.1	23	17	11	1	1	14	35	1.354	.219	3	29.2	11.7	120
	Peoria (A+)	21	3-1	3.22	22	0	14	1	5	36.1	33	18	13	4	1	16	30	1.349	.236	2	19.0	10.1	158
2024	Springfield (AA)	22	0-9	7.68	29	17	3	0	0	79.2	75	73	68	9	*20	67	81	1.782	.245	18	20.4	16.9	397
Minor League Totals			10-18	6.96	129	19	43	8	12	230.1	223	205	178	23	45	179	235	1.745	.252	71	21.0	16.0	1120

*Led League

CAREER NOTES

- Invited to his first Major League Spring Training.
- Averaging over a strikeout per inning (9.17 K/9 IP) over 230.2 career minor league innings pitched.
- Ranked as the No. 22 prospect the 2024 season in the Cardinals organization by *Baseball America*. Was No. 18 entering 2022 and No. 12 in 2021.
- Rated as having the "Best Fastball" in the Cardinals organization by the same publication in 2022.
- Led the Florida State League in 2021 with 17 hit batsmen and the Texas League in 2024 with 20.
- Posted career-highs with 41 appearances and six wins during the 2023 season.
- Recorded 10 saves during the 2023 season with five at Peoria (High-A) and five at Palm Beach (A).
- Ranked among Cardinals 2023 minor league leaders in saves (10, 3rd), ERA (3.39, 9th) and appearances (41, T-10th).
- Pitched for Scottsdale in the 2023 Arizona Fall League. Went 0-1 with a 2.53 ERA and two saves over eight appearances.

2024

- Pitched the entire season at Springfield (AA). Made 29 appearances and 17 starts. Finished the season without a win in nine decisions.
- Started 17 of his first 21 appearances. Longest start was a career-high 4.2 innings vs. Wichita (7/14) and a career-high 85 pitches vs. Coprus Christi (7/24).
- Was his first season utilized as a starting pitcher after 98 career relief appearances prior to the 2024 season.
- Was 0-8 with a 7.96 ERA in his 17 starts striking out 57 batters over 57.2 innings. As a reliever was 0-1 with a 6.95 ERA in 12 relief appearances.
- Posted back-to-back scoreless starts of 4.0 innings pitched at Tulsa (5/3-Game 1) and at NW Arkansas (5/9-Game 2), allowing just one hit with three walks and one hit batsmen.
- Led the Texas League with 20 hit batsmen, ranking 4th among all Minor League pitchers.
- Walked a career-high 67 batters, ranking 2nd in the Texas League.
- Struck out a seven batters two times, matching his career-high, done three times (7/1/21; 5/22/24; 7/24/24).

BACKGROUND/PERSONAL

- Resides in Nagua, Dominican Republic.

NUÑEZ, EDWIN



RILEY O'BRIEN

55

HT: 6-4 WT: 185 B/T: R/R BIRTH DATE: February 6, 1995 ML SERVICE: 1.009

FULL NAME: Riley Chun-Young O'Brien

BORN: Seattle, Washington

OPENING DAY AGE: 30

BECAME A CARDINAL: Acquired from the Seattle Mariners in exchange for cash considerations, November 5, 2023

CONTRACT STATUS: Signed through 2025

MLB DEBUT: September 28, 2021 at Chicago White Sox

RIGHT-HANDED PITCHER

COMPLETE RECORD

Year	Team	Age	W-L	ERA	G	GS	GF	HLD	SV	IP	H	R	ER	HR	HB	BB	SO	WHIP	BA	WP	SO%	BB%	BF
2017	Princeton (Rk)	22	1-0	2.20	11	10	0	0	0	41.0	28	10	10	1	4	17	40	1.10	.211	3	25.2	10.7	159
2018	Bowling Green (A)	23	4-1	2.05	15	5	3	0	0	48.1	23	14	11	3	2	21	66	0.91	.143	5	35.7	11.4	185
	Charlotte (A+)	23	4-3	3.60	10	8	0	0	0	40.0	36	18	16	1	0	21	37	1.43	.240	4	21.5	12.2	172
2019	Charlotte (A+)	24	2-0	1.59	6	6	0	0	0	34.0	20	8	6	2	1	15	35	1.03	.172	3	26.5	11.4	132
	Montgomery (AA)	24	5-6	3.93	14	11	0	0	0	68.2	56	33	30	4	6	29	72	1.24	.215	8	24.2	9.8	297
2020	DID NOT PITCH - ASSIGNED TO REDS ALTERNATE TRAINING SITE																						
2021	Louisville (AAA)	26	7-7	4.55	23	22	0	0	0	112.2	93	59	57	16	10	55	121	1.31	.222	7	24.7	11.2	490
2021	CINCINNATI	26	0-1	13.5	1	1	0	0	0	1.1	2	2	2	2	0	3	2	3.80	.333	0	22.2	33.3	9
2022	Louisville (AAA)	27	0-0	6.0	1	0	0	0	0	3.0	2	2	2	1	0	1	4	1.00	.182	1	33.3	8.3	12
	Tacoma (AAA)	27	1-3	7.12	32	1	4	1	0	36.2	43	36	29	4	5	29	43	1.96	.287	3	23.4	15.8	184
	SEATTLE	27	0-0	0.00	1	0	1	0	0	1.0	1	0	0	0	0	1	1	2.00	.250	0	30.0	30.0	5
2023	Tacoma (AAA)	28	2-5	2.29	51	3	26	9	15	55	36	19	14	2	5	31	86	1.22	.188	3	37.7	13.6	228
2024	Memphis (AAA)	29	1-0	1.35	14	0	1	3	1	13.1	8	3	2	0	0	5	9	0.98	.170	1	17.3	9.6	52
	ST. LOUIS	29	0-0	11.25	8	0	4	0	0	8.0	13	10	10	2	1	8	11	2.63	.361	1	23.9	27.4	46
Major League Totals			0-1	10.45	10	1	5	0	0	10.1	16	12	12	4	1	12	14	2.71	.348	1	23.3	20.0	60
St. Louis Totals			0-0	11.25	8	0	4	0	0	8.0	13	10	10	2	1	8	11	2.63	.361	1	23.9	27.4	46
American League Totals			0-0	0.00	1	0	1	0	0	1.0	1	0	0	0	0	1	1	2.00	.250	0	30.0	30.0	5
National League Totals			0-1	11.57	9	1	4	0	0	9.1	15	12	12	4	1	11	13	2.79	.357	1	23.6	20.0	55
Minor League Totals			27-25	3.52	177	66	34	13	16	452.2	345	202	177	34	33	224	513	1.26	.211	38	26.9	11.7	1911

Note: Major League Uniform Numbers Worn: 57 (2021), 61 (2022), 55 (2024)

REGULAR SEASON FIELDING RECORD

Position	PCT	G	PO	A	E	TC	DP
Pitcher	---	9	0	0	0	0	0

CAREER TRANSACTIONS

- Selected by the Tampa Bay Rays in the eighth round (243rd overall) of the 2017 Major League Baseball Amateur Draft.
- Acquired by the Cincinnati Reds from the Tampa Bay Rays in exchange for LHP Cody Reed, August 28, 2020.
- Traded by the Cincinnati Reds to the Seattle Mariners in exchange for future considerations (INF Luis Chevalier), April 16, 2022.
- Traded by the Seattle Mariners to the St. Louis Cardinals in exchange for cash considerations, November 5, 2023.
- On St. Louis injured list March 31-August 10, 2024 (right flexor strain); including injury rehab assignment with Memphis (AAA).



2024 SEASON HIGHS

Most IP: 2.0, 9/14 at Toronto
Most Strikeouts: 3, twice. Last: 9/14 at Toronto
Most Walks: 3, 9/2 at Milwaukee
Most Runs Allowed: 4, 9/2 at Milwaukee
Most ER Allowed: 4, 9/2 at Milwaukee
Most Hits Allowed: 4, 9/14 at Toronto
Most HRs Allowed: 1, twice. Last: 9/2 at Milwaukee
Longest Scoreless Streak: 2.0 IP, 9/6-8
Pitches Thrown: 51, 9/14 at Toronto

CAREER HIGHS

Most IP: 2.0, twice. Last: 9/14/24 at Toronto
Most Strikeouts: 3, twice. Last: 9/14/24 at Toronto
Most Walks: 3, twice. Last: 9/2/24 at Milwaukee
Most Runs Allowed: 4, 9/2/24 at Milwaukee
Most ER Allowed: 4, 9/2/24 at Milwaukee
Most Hits Allowed: 4, 9/14/24 at Toronto
Most HRs Allowed: 2, 9/28/21 at Chicago White Sox
Longest Scoreless Streak: 2.0 IP, 9/6-8/24
Pitches Thrown: 51, 9/14/24 at Toronto

CAREER NOTES

- Made his Cardinals debut on Opening Day 2024 at Los Angeles (NL), but spent most of the season on the Injured List and in Memphis (AAA).
- Acquired by the Cardinals from the Mariners for cash considerations on November 5, 2023.
- Has played in the Rays, Reds, Mariners and Cardinals organizations.
- Cardinals legacy as his grandfather, infielder Johnny O'Brien, played in 12 games for St. Louis in 1958 including making a pitching appearance, the first Cardinals position player since Pepper Martin in 1936 to do so.
- Made his Major League debut with the Cincinnati Reds in a start on Sept. 28, 2021 at Chicago (AL). Allowed two runs over 1.1 innings, allowing two solo home runs. Made another MLB appearance with the Seattle Mariners in 2022.
- 2023 Pacific Coast League Post-Season All-Star.
- Posted a career-high 15 saves in 2023, ranking T-2nd in the Pacific Coast League.
- Led 2023 Mariners minor league pitchers with 51 appearances, 14.07 strikeouts/9 IP and 26 games finished.
- Began his career as a starting pitcher with 62 games started among his first 80 minor league appearances.
- Averaging over a strikeout per inning over his minor league career with 513 over 452.2 innings (10.2 K/9 IP).
- Was assigned to the Reds Alternate Training Site during the 2020 COVID-shortened season.
- Threw a 7.0 inning six-hit shutout at Tennessee, while pitching for Montgomery (AA) on June 21, 2019 in Game 1 of a doubleheader opposing Justin Steele.

AWARDS & HONORS

Pacific Coast League Post-Season All-Star
2023: Tacoma (AAA)

Midwest League Mid-Season All-Star
2018: Bowling Green (A)

Appalachian League Pitcher of the Week
2017: Princeton (R) - June 25-July 2
2017: Princeton (R) - July 31-Aug. 6

CAREER MILESTONES

Major League Debut
September 28, 2021 at Chicago White Sox

First Major League Strikeout
September 28, 2021 at Chicago White Sox
(1st inning, Eloy Jiménez, swinging)

O'BRIEN, RILEY



2024

- Made the Cardinals Opening Day roster and appeared in his first Cardinals game vs. the Dodgers (3/28) that afternoon. Faced the top of the Dodgers lineup and allowed one run on two hits over six batters.
- Was diagnosed with a right forearm flexor strain injury after Opening Day. Did not return to the MLB roster until August 27 and made seven appearances to finish the season.
- Struck out a season-high three batters twice: at NYY (8/30) and at TOR (9/14).
- Pitched a season-high 2.0 innings at TOR (9/14) while throwing a MLB-high 51 pitches. His most in a relief outing since 51 vs. Tucson while with Tacoma on Aug. 31, 2022.
- Was the finishing pitcher in half of his games (4-of-8).
- The Cardinals lost 7-of-8 games he appeared, the only win was at NYY (9/1), in which he was credited with a blown save as the Cardinals rallied from a 7-7 tie to a 14-7 win.
- Appeared in 14 games at Memphis and was 1-0 with a 1.35 ERA with an 0.98 WHIP. Recorded a save in his first minor league app. vs. Iowa (7/20).
- Did not allow a run against the ABS system over 6.1 innings pitched in the minors allowing just six hits over 23 total batters faced with one walk and six strikeouts.
- Was stingy against right-handers holding them to a .115 BA (3-26) with a double and two walks vs. three strikeouts.
- Was arguably the Cardinals top relief pitcher in Spring Training holding his opposition to one earned run over 10 appearances with a save and eight scoreless appearances.

BACKGROUND/PERSONAL

- Originally selected by the Tampa Bay Rays in the eighth round (243rd overall) of the 2017 Major League Baseball Draft.
- Grandson of former Cardinals infielder Johnny O'Brien (1953-59) who played in 12 games for the Redbirds in 1958. Made a pitching appearance, the first by a Cardinals position player since Pepper Martin in 1936. Johnny was also drafted by the Milwaukee Hawks of the NBA and instead chose to play baseball.
- His great uncle Eddie O'Brien (1953, 1955-58) played for the Pittsburgh Pirates as an infielder and also made five pitching appearances.
- Graduated from Shorewood (WA) High School, the same high school which produced two-time Cy Young Award winner, LHP Blake Snell.
- Played college baseball at Everett (WA) Community College and then at the College of Idaho, where he's the only player to appear in a Major League game as an alumni of that baseball program.
- Resides in Shoreline, Wa.



Right-handed pitcher Riley O'Brien pitches against the Seattle Mariners, September 8, 2024 at Busch Stadium.



PEDRO
PAGÉS

43

HT: 6-0 WT: 245 B/T: R/R BIRTH DATE: September 17, 1998 ML SERVICE: 0.166

(pah-HESS)

FULL NAME: Pedro José Pagés

BORN: Maracay, Venezuela

OPENING DAY AGE: 26 (Turns 27 on September 17)

BECAME A CARDINAL: Selected in the sixth round (185th overall) of the 2019 MLB Draft

CONTRACT STATUS: Signed through 2025

MLB DEBUT: April 7, 2024 vs. Miami

CATCHER

COMPLETE BATTING RECORD

Year	Team	AGE	G	AB	R	H	2B	3B	HR	RBI	BB	SO	SB	CS	HBP	SH	SF	AVG	OBP	SLG	OPS
2019	State College (A-)	20	50	179	29	52	17	1	2	21	28	39	1	0	4	0	3	.291	.393	.430	.823
2020		21	DID NOT PLAY -- ALTERNATE TRAINING SITE ONLY																		
2021	Peoria (A+)	22	80	301	28	75	12	1	9	39	34	82	1	2	7	0	2	.249	.337	.385	.723
2022	Springfield (AA)	23	42	138	22	32	7	0	6	28	24	56	1	0	1	0	4	.232	.341	.413	.754
	Memphis (AAA)	23	44	153	16	34	8	0	4	16	14	46	0	0	0	0	3	.222	.282	.353	.635
2023	Springfield (AA)	24	117	424	63	113	23	2	16	72	59	96	3	0	8	0	6	.267	.362	.443	.806
2024	Memphis (AAA)	25	7	18	3	4	2	0	1	2	5	5	0	0	1	0	0	.222	.417	.500	.917
	ST. LOUIS	25	68	202	19	48	3	2	7	27	13	58	2	0	0	1	2	.238	.281	.376	.657
Major League Totals			68	202	19	48	3	2	7	27	13	58	2	0	0	1	2	.238	.281	.376	.657
Minor League Totals			340	1213	161	310	69	4	38	178	164	324	6	2	21	0	18	.256	.350	.413	.763

Note: Major League Uniform Numbers Worn: 43 (2024-present)

REGULAR SEASON FIELDING RECORD

Position	PCT	G	PO	A	E	TC	DP	PB	CS	ATT	PCT	P-OFF
Catcher	.994	66	489	28	3	520	1	3	14	75	18.7%	0
First Base	1.000	1	1	0	0	1	0					

CAREER NOTES

- Made his MLB debut seven days into the 2024 Major League season, then led the Cardinals catchers with 60 games started.
- Led Cardinals catchers in starts, innings (542.2) and fielding percentage (.994). Was the first Cardinals rookie catcher to lead the team in starts since Eli Marrero with 67 in 1998.
- Has not spent a day on the Injured List over 408 games through six professional seasons in the majors and minors.
- Ranked 2nd only to the Yankees' Austin Wells (96) for most games started by a rookie catcher in MLB in 2024.
- Ran off a 13-game hitting streak (June 27-July 28, 2024), 2nd-longest by a Cardinals rookie catcher behind Erik Pappas (16 in 1993).
- Threw out 14-of-75 attempted base stealers (18.7%) with St. Louis after 32.7% (107 CS/327 SB ATT) of attempted basestealers over his minor league career.
- Reported to the Alternate Training Site in Springfield during the COVID-19 shortened season of 2020 but was not recalled to St. Louis and did not travel on the Taxi Squad.
- Drove in a career-high five runs on 4/18/23 vs. Midland, going 3-for-3 with a three-run home run while serving as the designated hitter.
- Received Texas League (AA) Post-Season All-Star honors.
- Played 13 games, starting 12 at catcher, for Salt River in the 2022 Arizona Fall League.

PAGÉS, PEDRO



2024

- Entered the season as the No. 19 prospect in the Cardinals organization by *Baseball America*.
- Recorded 166 days on the Major League roster, but played in seven games at Memphis (AAA) from March 29-April 2 and four games in April and May after an option on April 11.
- Was recalled from Memphis (AAA) on April 4, for the Cardinals home opening day when C Willson Contreras was hurt at San Diego (4/3) but did not go on the Injured List.
- Made his Major League debut vs. Miami (4/7/24), as a pinch-hitter for Paul Goldschmidt. Did not start his first game until May 9 at Milwaukee.
- Recorded his first Major League hit at LAA (5/14/24), a bases clearing double off Reid Detmers. Became the first Cardinals player with a three-RBI double for his first Major League hit since 1920.
- His three-RBI double on his first Major League hit was the first Cardinals player since RHP Mark Worrell hit a three-run home run at WSH (RFK Stadium) on June 5, 2008.
- Recorded his first RBI on a sacrifice fly at DET (4/30-Game 1), scoring Paul Goldschmidt with the go-ahead RBI as the Cardinals scored twice in the 9th inning for a 2-1 win.
- Hit his first Major League home run at CHI (6/14) off Hayden Wesneski to break a scoreless tie in the 8th inning. The home run landed in the left field basket and was belted into a head wind coming in from centerfield.
- Tallied the game-winning RBI in both of the Cardinals wins over the Cubs on June 14 & 16 at Wrigley Field. Would homer again on Father's Day with his father in attendance on 6/16, a two-run shot in the 2nd inn., that held for a 2-1 Cardinals win.
- Joined Glenn Brummer (1984), Mike Mahoney (2005), Eli Marrero (1997) and Jimmie Schaffer (1961) as Cardinals catchers to hit their first MLB home run at Wrigley Field.
- Hit game-winning/go-ahead two-run home run to break a scoreless tie off Logan Gilbert in the bottom of the 8th inning vs. SEA (9/7). Was his third home run of the season to break a scoreless tie for the game-winning RBI.
- Led all National League rookie catchers with six game-winning RBI and trailed only Austin Wells (NYY) with eight for the MLB lead.
- Ran off a 13-game hit streak (6/27-7/28), longest by a rookie catcher in MLB in 2024, and 3rd-longest by a Cardinal behind Masyn Winn (18) and Willson Contreras (14). Longest by a Cardinals rookie catcher since Erik Pappas set the franchise record with a 16 game in 1993.
- Blasted the longest homer of the season by a Cardinal and at Busch Stadium with a 462-foot blast vs LAD (8/16) off Justin Wroblewski. Was the 3rd-longest hit by a Cardinal at Busch Stadium in the StatCast Era (2015-present).
- Tallied his first multi-home run game at MIL (9/2). Became the first Cardinals rookie catcher with a multi-home run game since Gus Mancuso in 1930.
- Recorded career-high three hits vs. CIN (6/30) while catching his first career shutout at Busch Std. (2nd overall).
- Homered at Coors Field at COL (9/26), joining Iván Herrera marking the first time two Cardinals primary catchers homered in the same game since Jason LaRue and Yadier Molina at BOS (6/20/2008).

AWARDS & HONORS

Texas League Post-Season All-Star
2023: Springfield (AA)

Conference USA Defensive Player of the Year
2019: Florida Atlantic University

CAREER MILESTONES

Major League Debut
April 7, 2024 vs. Miami

First Major League Hit
May 14, 2024 at Los Angeles (AL)
(3rd inning, double, off Reid Detmers)

First Major League Home Run
June 14, 2024 at Chicago (NL)
(8th inning, solo, off Hayden Wesneski)

First Major League Stolen Base
June 23, 2024 vs. San Francisco

2024 SEASON & CAREER HIGHS

Most Hits: 3, 6/30/24 vs. Cincinnati
Most Runs: 2, twice. Last: 9/2/24 at Milwaukee
Most 2Bs: 1, 3x. Last: 9/28/24 at San Francisco
Most 3Bs: 1, twice. Last: 7/28/24 vs. Washington
Most HRs: 2, 9/2/24 at Milwaukee
Most RBI: 3, 5/14/24 at Los Angeles Angels
Most SBs: 1, twice. Last: 9/13/24 at Toronto
Most BBs: 1, 13x. Last: 9/29/24 at San Francisco
Longest Hitting Streak: 13, 6/27-7/28/24
Multi-HR Games: 1, 9/2/24 at Milwaukee

- Caught four shutouts during the season (6/14 at CHI; 6/30 vs. CIN; 9/7 vs. SEA; 9/16 vs. PIT). Tied with Willson Contreras for the Cardinals team lead and T-15th among National League catchers.
- After starting the season 1-for-20 (.050) through June 5, batted .258 (47-182) the rest of the season.
- Hit two triples, most by a Cardinals catcher in a single season since Yadier Molina in 2015.
- Batted .310 (13-42) during the month of July, tied with Michael Siani for the Cardinals team lead.
- Ranked T-11th among National League rookies with seven home runs. Led all N.L. rookies with seven home runs as catcher, trailing only Austin Wells (NYY, 13) in MLB.
- His four homers in September were tied with Lars Nootbaar and trailed only Jordan Walker (5) for the team lead.
- Posted a 3.81 catchers ERA to lead the squad and rank 7th among National League catchers. Was the lowest catchers ERA by a Cardinals rookie since Eli Marrero (3.76) in 1998.



BACKGROUND/PERSONAL

- Graduated from Gulliver Prep High School in Miami, Fla., the same high school which produced current Diamondbacks' catcher Adrian Del Castillo.
- Named 2019 Conference USA Defensive Player of the Year during his junior season at Florida Atlantic University, throwing out 40.0% (17 CS/43 SB ATT) of attempted basestealers and added three pick-offs, making him one of 14 finalists for the Buster Posey National Collegiate Catcher of the Year Award (formerly known as the Johnny Bench Award).
- Batted .295 with 14 HR, 98 RBI over 143 career games in a three-year career at FAU. Had a broken hamate injury that ended his 2018 season early.
- Joins LHP Carmel Cali (2004-05) and LHP Austin Gomber (2018-20) as St. Louis Cardinals who played college ball at Florida Atlantic University.
- Played one season for Hyannis in the 2018 Cape Cod League, batting .260 with 3 HR and 17 RBI in 36 games.
- Venezuelan-born catcher is bilingual in English and Spanish.
- Signed by Mike Dibiase.
- Resides in Miami, Florida.



Catcher Pedro Pagés during the Cardinals 4-3 win over the Tampa Bay Rays, August 6, 2024 at Busch Stadium III.



ANDRE

PALLANTE

53

HT: 6-0 WT: 220 B/T: R/R BIRTH DATE: September 18, 1998 ML SERVICE: 2.145

(pah-LAWN-tay)

FULL NAME: Neil Andre Pallante

BORN: Mission Viejo, California

OPENING DAY AGE: 26 (Turns 27 on September 18)

BECAME A CARDINAL: Selected in the fourth round (125th overall) in the 2019 MLB Draft

CONTRACT STATUS: Signed through 2025

MLB DEBUT: April 10, 2022 vs. Pittsburgh

RIGHT-HANDED PITCHER 

COMPLETE RECORD

Year	Team	Age	W-L	ERA	G	GS	GF	HLD	SV	IP	H	R	ER	HR	HB	BB	SO	WHIP	BA	WP	SO%	BB%	BF
2019	State College (A-)	20	1-0	2.78	11	9	0	0	0	35.2	27	11	11	2	2	11	38	1.07	.211	0	26.8	7.7	142
DID NOT PITCH - NO MiLB SEASON																							
2021	Springfield (AA)	22	4-7	3.82	21	21	0	0	0	94.1	102	53	40	8	5	42	82	1.53	.273	7	19.4	10.0	422
	Memphis (AAA)	22	0-0	3.60	2	1	0	1	0	5.0	7	2	2	0	0	4	4	2.20	.304	0	14.8	14.8	27
2022	ST. LOUIS	23	6-5	3.17	47	10	4	9	0	108.0	113	39	38	9	1	40	73	1.42	.274	4	16.0	8.8	457
2023	ST. LOUIS	24	4-1	4.76	62	0	9	13	0	68.0	76	37	36	6	3	30	43	1.56	.286	6	14.2	9.9	302
	Memphis (AAA)	24	0-0	2.79	5	0	0	1	0	9.2	5	5	3	0	0	2	14	0.72	.143	3	36.8	5.3	38
2024	ST. LOUIS	25	8-8	3.78	29	20	1	1	0	121.1	110	55	51	8	2	48	94	1.30	.240	12	18.5	9.4	509
	Memphis (AAA)	25	1-0	2.20	4	3	0	0	0	16.1	14	4	4	0	2	13	9	1.65	.241	2	12.0	17.3	75
Major League Totals		18-14	3.78	138	30	14	23	0	297.1	299	131	125	23	6	118	210	1.40	.263	22	16.6	9.3	1268	
Minor League Totals		6-7	3.35	43	34	0	2	0	161.0	155	75	60	10	9	72	147	1.41	.251	12	20.9	10.2	704	

Note: Major League Uniform Numbers Worn: 53 (2022-present)

REGULAR SEASON FIELDING RECORD

Position	PCT	G	PO	A	E	TC	DP
Pitcher	1.000	138	40	40	0	80	3

WILD CARD SERIES RECORD

Year	Team	Age	W-L	ERA	G	GS	GF	HLD	SV	IP	H	R	ER	HR	HB	BB	SO	WHIP	BA	WP	SO%	BB%	BF
2022	STL vs. PHI	23	0-0	27.00	1	0	0	0	0	0.2	2	2	2	0	0	0	1	3.00	.500	0	20.0	0.0	5

WORLD BASEBALL CLASSIC RECORD

Year	Team	Age	W-L	ERA	G	GS	GF	HLD	SV	IP	H	R	ER	HR	HB	BB	SO	WHIP	BA	WP	SO%	BB%	BF
2023	Italy	24	0-0	4.50	3	0			0	4.0	3	2	2	0	1	6	2	2.25	.250	0	10.0	30.0	20



2024 SEASON HIGHS

Most IP (Starter): 7.0, 5x. Last: 9/22 vs. Cleveland
Most IP (Relief): 3.0, 4/20 vs. Milwaukee
Most Strikeouts (Starter): 9, 9/16 vs. Pittsburgh
Most Strikeouts (Relief): 2, twice. Last: 4/13 at Arizona
Most Walks (Starter): 5, twice. Last: 9/10 vs. Cincinnati
Most Walks (Relief): 1, 5x. Last: 4/20 vs. Milwaukee
Most Runs Allowed (Starter): 6, 6/4 at Houston
Most Runs Allowed (Relief): 3, 4/20 vs. Milwaukee
Most Earned Runs Allowed (Starter): 6, 6/4 at Houston
Most Earned Runs Allowed (Relief): 2, 3x. Last: 4/20 vs. Milwaukee
Most Hits Allowed (Starter): 8, 8/28 vs. San Diego
Most Hits Allowed (Relief): 5, 4/20 vs. Milwaukee
Most HRs Allowed: 2, 9/2 at Milwaukee
Longest Winning Streak: 2 games, 3x. Last: 9/16-end of season.
Longest Losing Streak: 3 games, 7/10-8/5
Longest Scoreless Streak: 12.0 IP, 9/16-22
Most Pitches: 104, twice. Last: 8/28 vs. San Diego

CAREER HIGHS

Most IP (Starter): 8.0, 7/31/22 at Washington
Most IP (Relief): 4.0, 8/5/22 vs. New York Yankees
Most Strikeouts (Starter): 9, 9/16/24 vs. Pittsburgh
Most Strikeouts (Relief): 5, 5/30/22 vs. San Diego
Most Walks (Starter): 5, twice. Last: 9/10/24 vs. Cincinnati
Most Walks (Relief): 3, twice. Last: 8/31/22 at Cincinnati
Most Runs Allowed (Starter): 7, 7/5/22 at Atlanta
Most Runs Allowed (Relief): 4, 9/5/22 vs. Washington
Most Earned Runs Allowed (Starter): 7, 7/5/22 at Atlanta
Most Earned Runs Allowed (Relief): 4, 9/5/22 vs. Washington
Most Hits Allowed (Starter): 10, 7/5/22 at Atlanta
Most Hits Allowed (Relief): 5, twice. Last: 4/20/24 vs. Milwaukee
Most HRs Allowed: 2, 3x. Last: 9/2/24 at Milwaukee
Longest Winning Streak: 4 games, 7/15-8/31/22
Longest Losing Streak: 4 games, 6/15-7/5/22
Longest Scoreless Streak: 17.0 IP, 7/26-8/10/22
Most Pitches: 104, twice. Last: 8/28/24 vs. San Diego

CAREER NOTES

- Made the Cardinals Opening Day Roster each of the last three seasons (2022-24) after arriving at 2022 Spring Training as a non-roster invitee, his first official invite to Major League Spring Training.
- Utilized as a hybrid pitcher during his 2022 rookie season with 47 appearances and 10 starts. Led the Cardinals with 62 relief appearances in 2023. Began the 2024 season in the bullpen, was optioned on April 21, and returned to the rotation on May 26 finishing the season with 20 starts as one of the Cardinals most effective starters.
- Established single-season highs in wins (8), games started (20), innings pitched (121.1), strikeouts (94) and quality starts (7) in 2024.
- Since he started his career in 2022, has the 2nd-best ground ball percentage (66.2%) in MLB trailing only Clay Holmes (68.6%). *min. 130 appearances.*
- Made Major League debut with 1.0 inning of relief on April 10, 2022 vs. Pittsburgh.
- His first start came in his 18th career appearance, on June 4, 2022 at Chicago Cubs in the second game of a doubleheader. Threw 4.0 innings allowing one run in a no decision the Cardinals rallied to win in extra innings (7-4).
- Started vs. SF (June 20, 2024) at Rickwood Field in Birmingham, Ala., tossing 5.1 innings in the 6-5 Cardinals win. Was the first Cardinals starting pitcher to earn a win at a neutral site since Alan Benes vs. San Diego on April 19, 1997 at Aloha Stadium in Honolulu, Hawaii.
- Pitched for Team Italy in the 2023 World Baseball Classic.
- Was the 8th Cardinals rookie to pitch 100 or more innings since 2000 and first to do it in his inaugural season since Joe Kelly in 2012 (107.0).
- Pitched over 50.0 innings as a starting pitcher and reliever in 2022, one of two pitchers in MLB to do so (Nick Martinez, SD), the first Cardinals rookie since John Urrea (1977) and first in MLB to do so since 2010 (Hisanori Takahashi, NYM).
- Ranked 4th on the 2022 Cardinals pitching staff in innings pitched (108.0) and ranked 3rd among NL rookies.
- Led all Major League rookies in 2022 with 17 groundball double plays induced. Ranked among National League rookies in wins (6, T-3rd) and strikeouts (73, 10th).
- Posted the 3rd-longest scoreless streak by a Cardinals pitcher in 2022 with 17.0 innings from 7/26-8/10, T-24th-longest by a National League pitcher and 3rd-longest by a National League rookie.
- Threw a career-high 8.0 scoreless IP in a combined 5-0 five-hit shutout with Ryan Helsley at WSH (7/31/22).
- Is 11-10, 3.69 ERA in 30 career starts (165.2 IP/68 ER) and 7-4 with a 3.90 ERA in 108 career relief appearances (131.2 IP/57 ER).
- Has a career reverse-split holding left-handed batters to .228 BA & .615 OPS, while right-handed batters are .295 with .794 OPS, hitting 13 of 23 home runs.
- Posted stronger numbers the third time through a lineup (.154, 20-130, 8 XBH) as opposed to his first (.270) and second (.294) times through the lineup.
- 2021 Arizona Fall League All-Star. Ranked 2nd with a 1.29 ERA over 21.0 innings without allowing a home run.
- Finished the AFL season on a 15.0-inning consecutive scoreless inning streak over four starts.

CAREER TRANSACTIONS

- Selected by St. Louis in the fourth round (125th overall) of the 2019 MLB Draft.



2024

- Began the season on the Opening Day roster as part of the bullpen. Was optioned to Memphis (AAA) on April 21 and inserted into the starting rotation upon his return on May 26.
- As a starting pitcher was 8-7 with a 3.56 ERA over 20 starts after going 0-1 with a 6.30 ERA in nine relief appearances in April.
- Ranked 3rd on the Cardinals with eight wins while his 3.78 ERA was the lowest among the club's pitchers with 100 or more innings.
- Made five straight road starts holding his opposition to one earned run (6/15-8/23). Tied for the 4th-longest streak in MLB (Schmidt, NYY, 7; Anderson, LAA, 6; Lugo, KC, 6) and longest by a Cardinals starting pitcher since Lance Lynn with six in 2017.
- Established single-season highs in wins (8), games started (20), innings pitched (121.1), strikeouts (94) and quality starts (7).
- Started vs. SF (June 20) at Rickwood Field in Birmingham, Ala., in a 6-5 Cardinals win. Tossed 5.1 innings for the win. Was the first Cardinals starting pitcher to earn a win at a neutral site since Alan Benes vs. SD on April 19, 1997 at Aloha Stadium (Honolulu, Hawaii).
- After his recall on May 26, made 20 starts posting the lowest ERA (3.56) among Cardinals starters.
- Threw 6.0 scoreless innings of three-hit ball in his first start back at CIN (5/29) and ran his scoreless inning streak as a starting pitcher to 17.0 dating back to July 26, 2022 at Toronto.
- Had four wins since August 17, tied with Andrew Kittredge for the most among Cardinals and T-8th in MLB.
- Did not allow a home run over his final four starts and posted the 4th-lowest HR/9 IP in MLB since the All-Star Break (0.39) trailing Blake Snell (0.26), Chris Sale (0.27) and Dylan Cease (0.36) among pitchers with 65.0 or more innings.
- Held opposition without a hit through the first five innings vs. CLE (9/22) allowing one hit (Myles Straw) and one run on a safety squeeze through 7.0 innings as the Cardinals rallied for a 2-1 win. Ran his scoreless inning streak to a season-high 12.0 innings in the game. Pitched back-to-back 7.0 inning starts for the second time of the season (8/17 vs. LAD & 8/23 at MIN).
- Out-dueled Rookie of the Year Paul Skenes vs. PIT (9/16) by throwing 7.0 scoreless innings of four hit ball with a career-high nine strikeouts in a 4-0 victory.
- After moving into the rotation on May 29, led all MLB starting pitchers with his 61.0 groundball pct.; 199 ground balls and 63 fly balls allowed.
- Received three or fewer runs of support in 16-of-20 starts ins 2024, including 7 straight from June 28 to Aug. 10. Was 5-2 in his seven starts when receiving 3+ runs.
- Only pitched with human umpires calling balls/strikes in Memphis. Did not pitch to the ABS system while in Triple-A this season.

MLB GROUND BALL PCT. LEADERS
SINCE 2022 (MIN. 130 APP)

MLB Rank	GB Pct.	Team(s)
1. Clay Holmes	68.6%	NY Yankees
2. Andre Pallante	66.2%	STL
3. Tim Hill	64.4%	SD, CWS, NYY
4. John King	63.2%	TEX, STL
5. Jhoan Duran	62.6%	MIN

CAREER MILESTONES

Major League Debut

April 10, 2022 vs. Pittsburgh

First Major League Start

June 4, 2022 at Chicago Cubs (Game 2)

First Major League Win

May 30, 2022 vs. San Diego

First Major League Strikeout

April 15, 2022 at Milwaukee
(8th inning, Christian Yelich, swinging)

AWARDS & HONORS

Arizona Fall League Rising Star

2021: Glendale Desert Dogs

Double-A Central Pitcher of the Week

2021: Springfield (AA) - Aug. 9-15

New York-Penn League All-Star

2019: State College (SS-A)

BACKGROUND/PERSONAL

- Graduated from San Clemente (Calif.) High School, the same high school which produced Cardinals 2021 1st round draft pick Michael McGreevy and Braves 2015 1st round draft pick Kolby Allard.
- Played college baseball at the University of California-Irvine, where he was a two-time All-Big West honoree compiling a 26-9 record and 2.59 ERA (243 IP) with 260 strikeouts.
- Recorded back-to-back 10-win seasons in 2018 and 2019.
- Posted the 5th-highest strikeout mark in school history (115) in 2018.
- Posted the 2nd-lowest ERA in UC-Irvine history in 2018 with a 1.60 mark, ranking 6th-lowest in NCAA Division I.
- Named a unanimous All-American and was a finalist for the National Collegiate Baseball Hall of Fame Pitcher of the Year award.
- Traveled with the U.S. Collegiate National Baseball Team after the season.
- Pitched for Chatham in the 2017 Cape Cod League, going 0-1 with a 1.20 ERA and 0.93 WHIP in 11 relief outings.
- Signing scout was Eli Tupuola.
- Resides in San Clemente, Calif.



CÉSAR PRIETO

78

HT: 5-9 WT: 195 B/T: L/R BIRTH DATE: May 10, 1999 ML SERVICE: 0.000

(SAY-zar pre-EH-toe)

FULL NAME: César Prieto

BORN: Cienfuegos, Cuba

OPENING DAY AGE: 25 (Turns 26 on May 10)

BECAME A CARDINAL: Acquired from the Baltimore Orioles with LHP Drew Rom and RHP Zack Showalter in exchange for RHP Jack Flaherty, August 1, 2023

CONTRACT STATUS: Signed through 2025

INFILDER (NON-ROSTER) 

COMPLETE BATTING RECORD

Year	Team	AGE	G	AB	R	H	2B	3B	HR	RBI	BB	SO	SB	CS	HBP	SH	SF	AVG	OBP	SLG	OPS
2017-18	Cienfuegos (Cuba)	19	15	17	0	1	0	0	0	0	1	7	1	1	0	2	0	.059	.111	.059	.170
2018-19	Villa Clara (Cuba)	20	45	194	38	65	8	3	1	15	7	23	7	2	2	8	1	.335	.363	.423	.785
2018-19	Cienfuegos (Cuba)	20	44	182	35	69	9	1	5	28	12	21	1	1	4	3	0	.379	.429	.522	.951
2019-20	Cienfuegos (Cuba)	21	69	273	50	96	13	5	4	42	37	23	7	6	9	7	4	.352	.440	.480	.920
2020-21	Cienfuegos (Cuba)	22	74	318	78	128	21	7	7	51	31	11	8	9	6	4	1	.403	.464	.579	1.042
2022	Bowie (AA)	23	90	368	44	94	22	0	4	37	15	58	2	5	6	0	0	.255	.296	.348	.643
	Aberdeen (A+)	23	25	97	13	33	6	0	7	20	5	16	3	1	2	0	1	.340	.381	.619	1.000
2023	Bowie (AA)	24	58	231	33	84	12	1	4	29	15	17	5	6	2	0	1	.364	.406	.476	.882
	Norfolk (AAA)	24	27	104	16	33	8	1	2	20	8	10	2	1	1	0	2	.317	.365	.471	.836
	Memphis (AAA)	24	38	163	24	44	5	1	4	20	7	25	2	0	4	1	1	.270	.314	.387	.701
2024	Memphis (AAA)	25	129	501	67	140	35	3	14	56	23	63	5	5	6	3	2	.279	.318	.445	.763
Minor League Totals			367	1464	197	428	88	6	35	182	73	189	19	18	21	4	7	.292	.334	.432	.766
Cuban Totals			247	984	201	359	51	16	17	136	88	85	24	19	21	24	6	.365	.426	.501	.927

CAREER NOTES

- Defected in May 2021 from Cuba's national team during an Olympic qualifying trip in West Palm Beach, Fla.
- Invited to Major League Spring Training as a non-roster player for the third straight season (2023-25). Attended Orioles Spring Training in Sarasota in 2023.
- Was acquired by the Cardinals from the Orioles in a four-player trade for RHP Jack Flaherty, Aug. 1, 2023.
- At the time of being traded to the Cardinals on Aug. 1, 2023, was leading all of minor league baseball in hits (117) and ranked 6th in batting average (.349).
- Has appeared defensively at third base (161 games), second base (135 games), and shortstop (47 games) over his three-year minor league career.
- Over the last three seasons (2022-24), Prieto's 428 overall hits between organizations rank 3rd in minor league baseball; he's 2nd in batting (.292) behind only Memphis teammate Matt Koperniak (.296).
- In 2023, finished 6th in all of Minor League Baseball in hits (161) between the Orioles and Cardinals organizations. Among full season minor leaguers, ranked 6th in lowest strikeout rate (9.6%) and T-12th in batting average (.323).
- Has hit three grand slams in his career August 24, 2023 at Charlotte (Memphis); May 18, 2023 vs. Altoona (Bowie) and June 29, 2022 vs. Richmond (Norfolk)
- Collected his only multi-home run game at Greensboro (4/22/22) while with Aberdeen (A).
- Posted a career-high five RBI twice (6/29/22 vs. Richmond & 5/18/23 vs. Altoona) while with Bowie (AA).
- Played for the Scottsdale Scorpions in the 2022 Arizona Fall League.
- Played four seasons (2017-21) in the Cuban National Series for the Elefantes de Cienfuegos and Azucareros de Villa Clara.



CAREER CONTINUED...

- 2019 Cuban National Series Rookie of the Year after slashing .356/.396/.471 (134-376) in 89 games between Cienfuegos and Villa Clara.
- Established a new single-season record for the most hits (134) by a rookie in the Cuban National Series, surpassing Kendrys Morales (114) in 2001-02.
- Won the Cuban National Series league batting title (.403, 128-318) during the 2020-21 season.
- Walked more times (88) than he struck out (85) in his career in the Cuban National Series.
- Recent Cuban-born former Cardinals include Rangel Ravelo (2019-20), Randy Arozarena (2019), Adolis García (2018), Aledmys Díaz (2016-17), and Brayan Peña (2016).

2024

- Posted career-highs in games played (129), doubles (35) and home runs (14) while playing the entire season in Memphis (AAA).
- His 35 doubles led all Cardinals farm hands, ranked 2nd in the International League, 4th at the Triple-A level and 7th in all of Minor League Baseball.
- Led Cardinals minor leaguers in extra base hits (52) and ranked in the Top 10 in batting (.279, 8th), home runs (14, 7th), hits (140, 3rd), runs (67, 6th), total bases (223, 2nd) and slugging (.445, 6th).
- Ran off a 20-game on-base streak (4/26-5/21) with an on-base pct. of .465. Began the streak with four consecutive multi-hit games to close out April.
- Cardinals Minor League Player of the Month for May batting .274 (26-95) with 5 HR, 15 RBI and an .880 OPS, second in the organization for the month. Season batting average ascended to .344 on May 21.
- Recorded a season-high four hits at Gwinnett (6/26), matching his career-high for the 6th time.

BACKGROUND/PERSONAL

- Grew up on a farm in Simpatia in the Cienfuegos Province of Cuba.
- Hit .581/.606/.646 for Cuba at the 2017 U-18 Baseball World Cup in Thunder Bay, Canada.
- Ranked as a top 50 International prospect in 2021 according to *MLB Pipeline*.
- Played four seasons (2017-21) in the Cuban National Series for the Elefantes de Cienfuegos and Azucareros de Villa Clara.
- Named the 2019 Cuban National Series Rookie of the Year after slashing .356/.396/.471 (134-376) in 89 games between Cienfuegos and Villa Clara.
- Established new single-season rookie record for the most hits (134) in the Cuban National Series, surpassing Kendrys Morales (114) in 2001-02.

2023 MINOR LEAGUE HIT LEADERS

MiLB Rank	Hits	Organization(s)
1. Thomas Saggese	170	Rangers/Cardinals
2. Victor Scott II	166	Cardinals
3. Elier Hernández	165	Rangers
4. Ryan Bliss	164	Diamondbacks/Mariners
Connor Norby	164	Orioles
6. César Prieto	161	Orioles/Cardinals

MINOR LEAGUE HIT LEADERS SINCE 2022

MiLB Rank	Hits	Organization(s)
1. Blaine Crim	434	Rangers
2. Deyvison De Los Santos	430	D-Backs/Marlins
3. César Prieto	428	Orioles/Cardinals
4. Thomas Saggese	416	Rangers/Cardinals
5. Tirso Ornelas	410	Padres

AWARDS & HONORS

Cardinals Minor League Player of the Month
2024: Memphis (AAA) - May

South Atlantic League Player of the Week
2022: Aberdeen (High-A) - April 18-24

Cuban National Series Rookie of the Year
2019: Cienfuegos/Villa Clara

- Won the Cuban National Series league batting title (.403, 128-318) during the 2020-21 season.
- Played for Cuba in the 2019 Pan American Games.
- Defected in May 2021 from Cuba's national team during an Olympic qualifying trip in West Palm Beach, Fla.
- Later settled in Tampa, Fla. and signed with Baltimore at the end of the 2021 International signing cycle.
- At the time of his departure from Cuba, was riding a record-setting 44-game hitting streak in the Cuban National Series, which surpassed previous best of 37-game streak by Rey Isaac from 1994-95.
- Signed by Koby Perez (Orioles)
- Resides in Bradenton, Fla.

CAREER TRANSACTIONS

- Signed by the Baltimore Orioles as an international free agent, January 15, 2022.
- Traded to the St. Louis Cardinals with LHP Drew Rom and RHP Zack Showalter from the Baltimore Orioles in exchange for RHP Jack Flaherty, August 1, 2023.



MAX
RAJCIC

77

HT: 6-0 WT: 235 B/T: R/R BIRTH DATE: AUGUST 3, 2001 ML SERVICE: 0.000

(pronounced like "magic")

FULL NAME: Maxwel Scott Rajcic

BORN: Orange, California

OPENING DAY AGE: 23 (Turns 24 on August 3)

BECAME A CARDINAL: Selected in the 6th round (187th overall) of the 2022 MLB Draft

CONTRACT STATUS: Signed through 2025

PITCHER (NON-ROSTER) 

COMPLETE RECORD

Year	Team	Age	W-L	ERA	G	GS	GF	HLD	SV	IP	H	R	ER	HR	HB	BB	SO	WHIP	BA	WP	SO%	BB%	BF
2023	Palm Beach (A)	21	6-3	1.89	12	12	0	0	0	62.0	41	14	13	4	4	9	68	0.81	.183	5	28.6	3.8	238
	Peoria (A+)	21	3-3	3.08	11	11	0	0	0	61.1	57	23	21	2	4	18	55	1.22	.251	5	21.9	7.2	251
2024	Springfield (AA)	22	10-11	4.33	25	24	0	0	0	131.0	133	73	63	18	9	44	131	1.35	.260	4	23.1	7.7	568
Minor League Totals			19-17	3.43	48	47	0	0	0	254.1	231	110	97	24	17	71	254	1.19	.240	14	24.0	6.7	1057

CAREER NOTES

- Invited to Major League Spring Training for the second straight season (2024-25).
- Enters the 2025 season rated as the No. 25 Cardinals prospect, according to *Baseball America*, after ranking at No. 12 before the 2024 campaign.
- Named the 2023 Cardinals Minor League Pitcher of the Year, joining Rick Ankiel (1998) and Anthony Reyes (2004) as the only Cardinals minor league pitchers to win the honor in their first professional season.
- In 2023, recorded the 3rd-lowest ERA (2.48) and WHIP (1.10) in MiLB among qualified full season pitchers.
- Combined to go 9-6 in 23 starts in 2023 combined between Single-A Palm Beach and High-A Peoria.
- Ranked among 2023 Cardinals minor league leaders with 25.0+ IP in wins (9, T4th), ERA (2.48, 2nd), strikeouts (123, T2nd), games started (23, T3rd), innings pitched (123.1, 7th), opponent batting average (.217, 10th) and WHIP (1.01, 2nd).
- Received Cardinals Minor League Pitcher of the Month honors twice in 2023 (June w/ Palm Beach; August w/ Peoria), becoming the first Cardinals pitcher to win the award twice in his first professional season since Rick Ankiel in 1998.
- Earned the win with 6.0 IP while allowing one run on one hit with nine strikeouts for Peoria in Game 1 of the Midwest League Semifinals on Sept. 13 over Cedar Rapids.
- Promoted to Double-A Springfield on Sept. 19 and pitched 3.0 innings of relief with one run allowed that same day for his Double-A debut in Game 1 of the Texas League Semifinals vs. Arkansas.
- Named the 2023 Florida State League Pitcher of the Year and a Post-Season All-Star despite being promoted to High-A Peoria on June 26.
- Earned FSL Pitcher of the Week accolades for May 29-June 4.
- Named a 2023 *Baseball America* Low Class-A All-Star.
- Notched a pair of 14.0-inning scoreless streaks in 2023 (4/14-26 & 7/28-8/10).
- Threw his lone complete game/shutout in a 5.0-inning, weather-shortened game vs. St. Lucie on 6/16/23 in a 1-0 victory.
- Enters each season with three goals and he achieved two of the three in 2023: pitch 130.0 innings (threw 123.1), get promoted to Double-A Springfield and win Cardinals Minor League Pitcher of the Year.

RAJCIC, MAX



2024

- Entered the season rated as having the "Best Control" in the Cardinals organization by *Baseball America*.
- Set career-high marks in wins, appearances, starts, innings pitched and strikeouts.
- Tied for the most wins among Cardinals minor league pitchers (G.Graceffo-MEM & C.Lin-PB) with 10, ranked 4th with 131.0 innings pitched, T4th with 24 starts and 5th with 131 strikeouts.
- Ranked among Texas League leaders in wins (2nd), strikeouts (3rd), innings pitched (4th), starts (T5th), ERA (6th), WHIP (6th) and opp. batting average (8th).
- Led Springfield in wins, strikeouts, starts and innings pitched.
- Fanned a career-high nine batters three times, including his longest career start of 8.0 innings July 4 vs. Northwest Arkansas when he allowed one run on seven hits and one walk in a 7-1 triumph.
- Held opponents to two earned runs or fewer in all but one of his final eight outings (7 starts) from July 27 through the end of the season, going 3-3 with a 2.70 ERA (13 ER/43.1 IP) that led all qualified Cardinals minor league pitchers in that span.
- Received a decision in 20 of his 24 starts, including 17 of his first 19 through Aug. 9.
- Earned a win in his lone career relief appearance July 27 vs. Corpus Christi, going 6.1 shutout innings with three hits and one walk allowed to go with seven strikeouts in relief of Tink Henge (1.2 IP).
- Lasted at least 5.0 innings in 19 of his 25 outings (24 starts).
- Started Game 2 of the Texas League Semifinals on Sept. 19 vs. Arkansas and allowed four runs in 4.1 innings with five strikeouts.

BACKGROUND/PERSONAL

- Played college baseball at UCLA, where he was a two-time All-PAC 12 selection.
- Was converted from the Bruins closer to starter across one season and became the Friday Night starter.
- Was the opposing pitcher of Cardinals 2022 First Round Draft Pick Cooper Hjerpe's (Oregon State) two losses during the 2022 season.
- Struck out a career-high 14 batters in 8.0 innings vs. Washington State.
- Was a 2021 First Team Freshman All-American selection by Collegiate Baseball and D1Baseball.com, posting a 2-1 mark with a 1.65 ERA and seven saves to tie the Bruins freshman saves record.

AWARDS & HONORS

Cardinals Minor League Pitcher of the Year
2023: Palm Beach (A) & Peoria (High-A)

Florida State League Pitcher of the Year
2023: Palm Beach (A)

Florida State League Post-Season All-Star
2023: Palm Beach (A)

Baseball America Low Class-A All-Star
2023: Palm Beach (A)

Cardinals Minor League Pitcher of the Month
2023: Palm Beach (A) - June
2023: Peoria (High-A) - August

Florida State League Pitcher of the Week
2023: Palm Beach (A) - May 29-June 4

MiLB.com Organization All-Star
2023: St. Louis Cardinals

- Played for the Orleans Firebirds in the 2021 Cape Cod League season.
- Was on the USA Baseball 18U Team for the 2019 World Cup, helping the squad to a silver medal finish in South Korea. Was a teammate with current Major Leaguers Pete Crow-Armstrong (Cubs) and Kyle Harrison (Giants).
- Received 2019 Perfect Game All-American honors.
- Was the starting pitcher for the 2019 High School All-Star Game at Progressive Field in Cleveland.
- Played in the 2019 Under Armour Classic at Wrigley Field.
- Was the 2019 *Orange County Register* Pitcher of the Year for Orange Lutheran High School.
- Has a brother, Mitchell, who plays in a garage band.
- Signing scout was Michael Garciparra.
- Resides in Fullerton, Calif.



JEREMY
RIVAS

66

HT: 6-0 WT: 210 B/T: R/R BIRTH DATE: March 4, 2003 ML SERVICE: 0.000

(REE-vahs)

FULL NAME: Jeremy Alejandro Rivas

BORN: Valencia, Venezuela

OPENING DAY AGE: 22

BECAME A CARDINAL: Signed as an International free-agent, July 2, 2019

CONTRACT STATUS: Signed through 2025

INFIELDER (NON-ROSTER) 

COMPLETE RECORD

Year	Team	AGE	G	AB	R	H	2B	3B	HR	RBI	BB	SO	SB	CS	HBP	SH	SF	AVG	OBP	SLG	OPS
2021	FCL Cardinals (R)	18	48	177	22	48	7	1	0	16	15	32	6	5	6	0	2	.271	.345	.322	.667
2022	Palm Beach (A)	19	*117	425	47	104	16	1	2	37	37	104	8	6	4	1	4	.245	.309	.301	.610
2023	Peoria (A+)	20	115	397	45	83	18	0	3	39	45	101	22	5	4	2	5	.209	.293	.277	.570
2024	Springfield (AA)	21	123	395	61	104	8	1	3	34	46	85	27	10	8	6	4	.263	.349	.311	.660
Minor League Totals			403	1394	175	339	49	3	8	126	143	322	63	26	22	9	15	.243	.320	.300	.620

* Led League



Infielder Jeremy Rivas during the Cardinals Spring Training game against the Houston Astros, February 23, 2025 at Roger Dean Chevrolet Stadium.

RIVAS, JEREMY



AWARDS & HONORS

Arizona Fall League
2023: Scottsdale Scorpions

CAREER NOTES

- Leads all minor leaguers in defensive appearances (395) and innings played (3,326.0) at shortstop since making his professional debut in 2021, while ranking 2nd in total chances (1,480), putouts (468), and assists (953).
- Has played shortstop in 395 of his 404 career games, with nine appearances at second base (one in 2021 with the FCL Cardinals and eight in 2023 with High-A Peoria).
- Participating in Major League Spring Training for the 4th time in his career (2022-25).
- Previously rated as the "Best Defensive Infielder" in the Cardinals organization by *Baseball America* in 2023.
- Played for Bravos de Margarita in the 2024-25 Venezuelan Winter League.
- Has appeared in the postseason in each of his last three seasons: 2022 Florida State League (A); 2023 Midwest League (A+), and 2024 Texas League (AA).
- Played for the Scottsdale Scorpions in the 2023 Arizona Fall League.

BACKGROUND/PERSONAL

- Played for Venezuela in the 2017 Pan-America Baseball Confederation (COPABE) U-14 Pan American Championship in Mexico.
- Born in Valencia, the same city that produced Félix Hernández, César Hernández, Edward Mujica, David Peralta, and Salvador Perez.
- Resides in Valencia, Venezuela.

2024

- Spent the entire season at Double-A Springfield and set career highs in batting average (.263), on-base percentage (.349), games (123), runs scored (61), stolen bases (27), walks (46), and hit by pitches, while matching career bests in hits (104).
- Ranked among Cardinals minor leaguers in games played (123, 5th), hits (104, 11th), stolen bases (27, 7th), and sacrifices (6, T-1st).
- Finished T-2nd among all minor league shortstops in games played (123) and 3rd in defensive innings (1036.2), both most in Double-A.
- At age 21, began the season tied for the 6th-youngest player in the Texas League on Opening Day.
- Began the season slashing .322/.413/.375 (49-152) with a .788 OPS in his first 48 games until June 5.
- Hit .320 (33-103) off left-handers and .243 (71-168) off right-handed pitching.
- Recorded a .706 OPS in 64 games on the road vs. a .583 OPS in 62 home games.
- Had the most success in Springfield's lineup either leading off (.291/.408/.326) in 77 games or batting 9th in 69 games (.288/.366/.354).
- Aggressive hitter combined to bat .372 (48-129) on the first two pitches of his at-bats (0-0, 0-1, 1-0).
- Compiled 28 multi-hit games, including five three-hit efforts.
- Enjoyed season-best 10-game hitting streak (.457, 16-35) from May 24-June 5.
- Ended regular season batting .217/.296/.261 (55-253) with .557 OPS in final 78 games.
- Was hitless (0-10) in three games in the Texas League Postseason.



SEM
ROBBERSE

61

HT: 6-1 WT: 195 B/T: R/R BIRTH DATE: October 12, 2001 ML SERVICE: 0.000

(sehm ROBBER-sa)

FULL NAME: Sem Robberse

BORN: Zeist, Netherlands

OPENING DAY AGE: 23

BECAME A CARDINAL: Acquired from the Toronto Blue Jays with RHP Adam Kloffenstein in exchange for RHP Jordan Hicks, July 30, 2023

CONTRACT STATUS: Signed through 2025

RIGHT-HANDED PITCHER

COMPLETE RECORD

Year	Team	Age	W-L	ERA	G	GS	GF	HLD	SV	IP	H	R	ER	HR	HB	BB	SO	WHIP	BA	WP	SO%	BB%	BF
2018	HCAW (Dutch)	16	1-3	1.80	6	3	---	---	0	20.0	22	7	4	0	1	7	12	1.45	---	3	---	---	---
2019	Amersfoort (Dutch)	17	6-3	1.83	9	9	---	---	0	64.0	50	24	13	0	4	9	62	0.92	---	5	---	---	---
	Blue Jays (R)	17	2-0	0.87	5	3	0	0	0	10.1	11	1	1	0	1	0	9	1.07	.275	0	22.0	0.0	41
2020		18	DID NOT PITCH -- NO MiLB SEASON																				
2021	Dunedin (A)	19	5-4	3.90	14	12	0	0	0	57.2	46	28	25	4	0	20	61	1.15	.214	3	25.5	8.4	239
	Vancouver (A+)	19	0-3	5.23	7	7	0	0	0	31.0	39	29	18	3	1	18	29	1.84	.305	3	19.3	12.0	150
2022	Vancouver (A+)	20	4-4	3.12	17	17	0	0	0	86.2	76	41	30	7	3	24	78	1.15	.231	10	21.8	6.7	358
	New Hampshire (AA)	20	0-3	3.65	5	5	0	0	0	24.2	19	15	10	4	2	10	19	1.18	.211	0	18.3	9.6	104
2023	New Hampshire (AA)	21	3-5	4.06	18	18	0	0	0	88.2	71	42	40	14	3	33	86	1.17	.213	3	23.1	8.9	372
	Memphis (AAA)	21	2-1	4.84	8	7	0	0	0	35.1	39	21	19	6	3	24	44	1.78	.279	1	26.2	14.3	168
2024	Memphis (AAA)	22	5-4	4.59	16	14	0	1	0	84.1	76	46	43	13	1	27	76	1.22	.241	3	21.8	7.8	348
	Palm Beach (A)	22	0-1	1.50	3	3	0	0	0	6.0	9	2	1	0	0	1	4	1.67	.375	0	16.0	4.0	25
Minor League Totals			21-25	3.96	93	86	0	0	0	424.2	386	225	187	51	14	157	406	1.28	.239	23	22.5	8.7	1805

CAREER NOTES

- Born in Zeist, Netherlands, the same hometown as Hall of Fame pitcher Bert Blyleven.
- Was acquired at the 2023 MLB Trade Deadline with RHP Adam Kloffenstein from the Blue Jays in exchange for RHP Jordan Hicks.
- Has held his opposition to two runs or less in 14 of 22 starts as a member of the Cardinals organization (2023-24).
- Posted his career-high single-game totals while with the Cardinals organization at Memphis (AAA) in innings pitched (8.0) and matched with strikeouts (9) at Gwinnett (4/19/24).
- Attended Major League Spring Training with the Blue Jays in 2023 and Cardinals in 2024 as a non-roster invitee.
- With his first Major League appearance for St. Louis, would become the 3rd player in Cardinals history born in the Netherlands, joining catcher John Otten (26 games in 1895) and second baseman John Houseman (80 games in 1897).
- Pitched for the American League in the 2023 SiriusXM All-Star Futures Game, allowing two runs on two hits with a strikeout in 0.2 IP. Was the only player representing Europe in the game.
- Began his professional career as a 16-year old in the Dutch Major League (Honkbal Hoofdklasse), pitching for HCAW in 2018 and then Amersfoort in 2019. Combined for a 7-6 record and 1.82 over 84.0 innings with 74 strikeouts.
- Ranked 5th among Dutch Major League leaders in ERA (1.83) as a 17-year old with Amersfoort among those with 60.0+ innings pitched in 2019. Finished 10th in strikeouts (62) and had the 2nd-most complete games (2). His 0.92 WHIP ranked 2nd among pitchers with 60.0 or more innings.
- Originally signed by the Blue Jays on June 24, 2019, as an international free agent, then sent to the Gulf Coast League (R) affiliate where he went 2-0 with a 0.87 ERA.

ROBBERSE, SEM



CAREER TRANSACTIONS

- Signed by the Toronto Blue Jays as an international free agent, June 24, 2019.
- Acquired by the St. Louis Cardinals with RHP Adam Kloffenstein from the Toronto Blue Jays in exchange for RHP Jordan Hicks, July 30, 2023.

AWARDS & HONORS

International League Pitcher of the Week

2024: Memphis (AAA) - April 15-21

SiriusXM All-Star Futures Game

2023: American League

Northwest League Pitcher of the Week

2022: Vancouver (A) - May 23-29

2024

- Was invited to Major League Spring Training. His second straight after getting an invite from the Blue Jays in 2023.
- Started the season on the Memphis (AAA) roster and made 14 starts (16 app.).
- Had relief appearances vs. Nashville (5/31) and at Omaha (6/6) as Giovanny Gallegos and Steven Matz were making injury rehabilitation starts those games.
- Placed on the 7-day Injured List with a right elbow injury June 18 - August 29 with an injury rehabilitation assignment to Palm Beach (A) for three starts (6.0 IP, 9 H, 1 ER, 4 K).
- In his first start after returning from injury, threw 4.0 scoreless innings of two-hit ball vs. Omaha (9/5-Game 1).
- Threw a career-high 8.0 innings at Gwinnett (4/19), spinning a one-hitter allowing an unearned run with a season-high nine strikeouts to match his career-high in a 4-1 victory.
- Held his opposition to two runs or less in each of his first six starts (4-0, 1.77 ERA, 35.2 IP, 35 K) allowing two home runs total.
- Pitched 5.2 innings or more in each of his first eight starts. Threw 6.0 innings in relief of an MLB rehab start and then did not pitch more than 5.2 innings in any of his final seven appearances of the season.

- Maxed out at 105 pitches vs. Gwinnett (5/19) over 7.0 innings in a win.
- Surrendered a season-high four home runs vs. Norfolk (5/8).

BACKGROUND/PERSONAL

- Originally signed by the Blue Jays as an international free agent on June 24, 2019, following his second professional season in the Dutch Major Leagues.
- Born in Zeist, Netherlands, the same hometown as Hall of Fame pitcher Bert Blyleven.
- Was raised in nearby Woudenberg, Netherlands.
- Five previous pitchers born in the Netherlands have pitched in Major League Baseball, the most notable in Hall of Famer Bert Blyleven for 22 years with the Twins, Rangers, Pirates, Indians and Angels, who shares the same birthplace as Robberse in Zeist.
- Was the only player born in Europe to pitch in the 2023 Sirius XM All-Star Futures Game in Seattle.
- His father, Raymond, also played baseball in the Netherlands. He was part of a pre-selection process for the under-20 national team before a knee injury from a pedal bike accident when he was 20 ended his baseball playing days.
- Regularly watched day games on MLB.TV with 1 p.m. local start times at 7 p.m. in the Netherlands.
- Tuned in to World Series games with his father and brother in the middle of the night, which regularly ended at 4 or 5 a.m. for them.
- In high school, joined a baseball academy separate from the school he attended, which meant 90-minute trips to school, an hour's worth of travel to practice, and 2.5-hour trips back home.
- Signing scout was Andrew Tinnish (Blue Jays).
- Resides in Clearwater, Fla.

MLB PITCHERS BORN IN THE NETHERLANDS

Pitcher	Birthplace (City, Provinces)	Games	Seasons
Bert Blyleven	Zeist, Utrecht	692	1970-92
Minnesota Twins, Texas Rangers, Pittsburgh Pirates, Cleveland Indians, California Angels			
Rick van den Hurk	Eindhoven, North Brabant	50	2007-12
Florida Marlins, Baltimore Orioles, Pittsburgh Pirates			
Rynie Wolters	Nieuweschem, Groningen	45	1871-73
New York Mutuals*, Cleveland Forest Citys*, Elizabeth Resoluties*			
Win Remmerwaal	The Hague, South Holland	22	1979-80
Boston Red Sox			
Bill Lelivelt	Amsterdam, North Holland	2	1909-10
Detroit Tigers			

* National Association Teams



TEKOA
H
ROBY

38

HT: 6-0 WT: 205 B/T: R/R BIRTH DATE: September 18, 2001 ML SERVICE: 0.000

(tuh-KOH-uh roh-bee)

FULL NAME: Tekoah Clark Roby

BORN: Asheville, North Carolina

OPENING DAY AGE: 23 (Turns 24 on September 18)

BECAME A CARDINAL: Acquired from the Texas Rangers with LHP John King and INF Thomas Saggese in exchange for LHP Jordan Montgomery and RHP Chris Stratton, July 30, 2023

CONTRACT STATUS: Signed through 2025

RIGHT-HANDED PITCHER



COMPLETE RECORD

Year	Team	Age	W-L	ERA	G	GS	GF	HLD	SV	IP	H	R	ER	HR	HB	BB	SO	WHIP	BA	WP	SO%	BB%	BF
2021	Down East (A)	19	2-2	2.45	6	6	0	0	0	22.0	14	6	6	1	3	7	35	0.95	.177	5	38.9	7.8	90
2022	Hickory (A+)	20	3-11	4.64	22	21	0	0	0	104.2	95	58	54	19	6	35	126	1.24	.239	2	28.4	7.9	444
2023	Frisco (AA)	21	2-3	5.05	10	10	0	0	0	46.1	49	28	26	5	2	12	50	1.32	.274	4	25.6	6.2	195
	Springfield (AA)	21	0-0	3.00	4	4	0	0	0	12.0	6	4	4	1	0	3	19	0.75	.146	1	43.2	6.8	44
2024	Palm Beach (A)	22	0-1	5.40	3	3	0	0	0	5.0	4	3	3	0	0	3	6	1.40	.211	0	27.3	13.6	22
	Springfield (AA)	22	2-2	6.75	7	7	0	0	0	33.1	43	27	25	10	2	12	33	1.65	.307	1	21.4	7.8	154
Minor League Totals		9-19	4.76	52	51	0	0	0	0	223.1	211	126	118	36	13	72	269	1.27	.247	13	28.3	7.6	949

CAREER

- Added to the 40-Player roster on Nov. 19, 2024. Was invited to Major League Spring Training as a non-roster player last season.
- Has missed significant time in three of his four professional seasons due to injury.
- Acquired by the Cardinals from the Rangers with LHP John King and INF Thomas Saggese in exchange for LHP Jordan Montgomery and RHP Chris Stratton, July 30, 2023.
- Enters the 2025 season ranked by *Baseball America* as the No. 6 prospect in the Cardinals organization. Was rated No. 75 overall in the Top 100 last season.
- Also rated as having the "Best Curveball" in the organization the last two seasons (2024-25) by the same publication.
- Pitched for Scottsdale in the 2021 Arizona Fall League, where he was named to the AFL Fall Stars Game.

AWARDS & HONORS

Arizona Fall League Fall Star
2023: Scottsdale Scorpions

2024

- Made seven starts for Springfield (AA) before a shoulder injury ended his season in mid-May.
- Fanned a season-high eight batters in consecutive starts from April 19-25.
- Was 1-0 with a 5.68 ERA (19.0 IP) and 23 strikeouts in four April starts.
- Placed on the 7-Day Injured List on May 25 and missed parts of the next three months.
- Rehabbed at Palm Beach (A) and made three starts from Aug. 28-Sept. 8.

CAREER TRANSACTIONS

- Selected by the Texas Rangers in the third round (86th overall) of the 2020 MLB Draft.
- Acquired by the Cardinals from the Texas Rangers with LHP John King and minor league INF Thomas Saggese in exchange for LHP Jordan Montgomery and RHP Chris Stratton, July 30, 2023.

ROBY, TEKOA

**BACKGROUND/PERSONAL**

- Played high school baseball at Pine Forest High School in Pensacola, Fla., the same school that produced former Braves and Marlins pitcher Tim Lincecum.
- Was 7-3 with a 1.19 ERA and 109 strikeouts during his junior season.
- 2019 Pensacola News Journal Pitcher of the Year.
- Led Pine Forest to their first FHSAA regional appearance in 12 years.
- Signed his college letter of intent to play baseball at Troy (Ala.) University.
- Originally selected by the Texas Rangers as the 86th overall selection (3rd round) of the 2020 MLB Draft.
- Enrolled in the Texas Rangers "RangersU" powered by ACU program, which allows players and coaches to earn academic credit by taking online courses taught by Abilene Christian University faculty and staff in both English and Spanish. Spoke at a press conference launching the program Jan. 27, 2023 at Globe Life Field.
- Has two brothers (Ukaia and Jonah) who have names that end the same way. His parents were planning to name him Noah, but changed to Tekoah.
- Signed by Brian Morrison (Rangers).
- Resides in Pensacola, Fla.



Right-handed pitcher Tekoah Roby pitching against the Houston Astros, February 23, 2025 at Roger Dean Chevrolet Stadium.



DREW
ROM

63

HT: 6-1 WT: 220 B/T: L/L BIRTH DATE: December 15, 1999 ML SERVICE: 1.044

(rahm)

FULL NAME: Drew Michael Rom

BORN: Cincinnati, Ohio

OPENING DAY AGE: 25

BECAME A CARDINAL: Acquired from the Baltimore Orioles with INF César Prieto and RHP Zack Showalter in exchange for RHP Jack Flaherty, August 1, 2023

CONTRACT STATUS: Signed through 2025

MLB DEBUT: August 21, 2023 at Pittsburgh

PITCHER (NON-ROSTER) 

COMPLETE RECORD

Year	Team	Age	W-L	ERA	G	GS	GF	HLD	SV	IP	H	R	ER	HR	HB	BB	SO	WHIP	BA	WP	SO%	BB%	BF
2018	GCL Orioles (R)	18	0-2	1.76	10	9	0	0	0	30.2	20	9	6	1	4	6	28	0.85	.183	0	23.1	5.0	121
2019	Delmarva (A)	19	6-3	2.93	21	15	4	0	1	95.1	83	36	31	5	3	33	122	1.22	.228	7	30.3	8.2	402
2020		20	DID NOT PITCH -- ALTERNATE TRAINING SITE ONLY																				
2021	Aberdeen (A+)	21	8-0	2.79	14	13	0	0	0	67.2	60	24	21	6	3	17	73	1.14	.236	3	26.5	6.2	275
	Bowie (AA)	21	3-1	3.83	9	7	2	0	0	40.0	35	18	17	6	2	9	47	1.10	.230	4	28.8	5.5	163
2022	Bowie (AA)	22	7-2	4.37	19	18	1	0	0	82.1	92	44	40	9	5	29	101	1.47	.280	4	27.6	7.9	366
	Norfolk (AAA)	22	1-1	4.54	7	7	0	0	0	37.2	38	20	19	1	2	18	43	1.49	.268	5	26.1	10.9	165
2023	Norfolk (AAA)	23	7-6	5.34	19	18	0	0	0	86.0	100	53	51	7	8	46	100	1.70	.291	8	25.1	11.5	399
	Baltimore	23	DID NOT PITCH																				
	Memphis (AAA)	23	2-0	0.82	2	2	0	0	0	11.0	2	2	1	1	1	4	18	0.55	.056	0	43.9	9.8	41
2023	ST. LOUIS	23	1-4	8.02	8	8	0	0	0	33.2	51	34	30	7	0	19	32	2.08	.340	1	18.8	11.2	170
2024	ST. LOUIS	24	INJURED - DID NOT PITCH																				
Minor League Totals			34-15	3.71	101	89	7	0	1	450.2	430	206	186	36	28	162	532	1.31	.249	31	27.5	8.4	1932
Major League Totals			1-4	8.02	8	8	0	0	0	33.2	51	34	30	7	0	19	32	2.08	.340	1	18.8	11.2	170

Note: Major League Uniform Numbers Worn: 38 (2023-24)

REGULAR SEASON FIELDING RECORD

Position	PCT	G	PO	A	E	TC	DP
Pitcher	1.000	8	2	2	0	4	1

CAREER TRANSACTIONS

- Selected by the Baltimore Orioles in the fourth round (115th overall) in the 2018 MLB Draft.
- Acquired by the St. Louis Cardinals from the Baltimore Orioles with INF César Prieto and RHP Zack Showalter in exchange for RHP Jack Flaherty, August 1, 2023.
- On St. Louis injured list (left shoulder biceps tendinitis), March 27, 2024-end of season.

ROM, DREW



CAREER NOTES

- Acquired from Baltimore on Aug. 1, 2023 with infielder César Prieto and right-handed pitcher Zack Showalter in exchange for right-handed pitcher Jack Flaherty.
- Started eight games for St. Louis in 2023 during his Major League debut season.
- Made his Major League debut with on Aug. 21, 2023 at Pittsburgh in an 11-1 loss at PNC Park.
- Became a "Phantom Player" with the Orioles in 2023. Recalled by Baltimore on May 9, 2023 to make his MLB debut and spent two games on the Orioles active roster, but did not appear before optioned on May 11.
- According to *Baseball America*, previously ranked as the No. 26 prospect in the Cardinals organization in 2024, and No. 24 (2023) No. 17 in (2022), and No. 26 (2021) in the Orioles system.
- Sports a 34-15 record through 101 appearances (89 starts) in the minor leagues.
- Combined to go 19-4 from 2021-22 while pitching at three different levels in the Baltimore system.
- Was combined 8-3 with a 4.43 ERA (120.0 IP) in 26 games (25 starts) in 2022 between Double-A Bowie and Triple-A Norfolk. Led Orioles minor leaguers in starts (25), innings (120.0), and strikeouts (144), all of which were career highs.
- Held opponents to two runs or fewer in each of his first four career Triple-A starts in 2022, going 1-0 with a 1.66 ERA (21.2 IP/4 ER) and 27 strikeouts in that span.
- Earned his first Triple-A victory at Memphis with Norfolk (AAA) on Sept. 8, 2022, with a three-hit, 7.0-inning shutout with seven strikeouts.
- Participated in the Orioles 2021 Fall Instructional League camp in Sarasota, Fla.
- Paced 2021 Baltimore farmhands in wins (11), innings pitched (107.2), and batters faced (438), and was T-3rd in starts (20).
- Won his first professional game on April 27, 2019 in Game 1 of a doubleheader vs. Augusta, going 5.0 innings with one unearned run on five hits and one walk.
- Threw 4.0 scoreless innings in his professional debut on June 26, 2018 vs. the GCL Red Sox while with the GCL Orioles, allowing one hit and one hit batter with four strikeouts.

2024

- Missed the entire season due to a left shoulder biceps tendinitis injury suffered in Spring Training.
- Made three Grapefruit League appearances (one start), going 1-1 with a 4.91 ERA (7.1 IP) and seven strikeouts.
- Opened the season on the 15-Day Injured List and was transferred to the 60-Day Injured List on April 30.
- Underwent arthroscopic surgery on his left shoulder in May.
- Designated for assignment and outrighted to Memphis (AAA) on November 19.

AWARDS & HONORS

MiLB Organization All-Star

2021: Aberdeen (High-A)/Bowie (AA)

South Atlantic League Mid-Season All-Star

2019: Delmarva (A)

Orioles Minor League Pitcher of the Month

2019: Delmarva (A) - May

CAREER MILESTONES

Major League Debut

August 21, 2023 at Pittsburgh

First Major League Start

August 21, 2023 at Pittsburgh

First Major League Strikeout

August 21, 2023 at Pittsburgh
(1st inning, Jack Suwinski, looking)

First Major League Win

September 13, 2023 at Baltimore

2023 SEASON & CAREER HIGHS

Most IP: 5.1, twice. Last: 9/13/23 at Baltimore**Most Strikeouts:** 7, twice. Last: 9/30/23 vs. Cincinnati**Most Walks:** 4, 8/21/23 at Pittsburgh**Most Runs Allowed:** 8, twice. Last: 9/24/23 at San Diego**Most Earned Runs Allowed:** 6, twice. Last: 9/24/23 at San Diego**Most Hits Allowed:** 11, 9/24/23 at San Diego**Most HRs Allowed:** 2, 9/8/23 at Cincinnati**Longest Winning Streak:** 1 game, 9/13/23 at Baltimore**Longest Losing Streak:** 2 games, twice. Last: 9/19/23-present**Longest Scoreless Streak:** 7.1, 9/13-19/23**Pitches Thrown:** 96, 8/27/23 at Philadelphia

BACKGROUND/PERSONAL

- Graduated from Highlands High School in Fort Thomas, Ky in 2018.
- Named 2018 Kentucky Mr. Baseball by the Kentucky High School Baseball Coaches Association. Was 9-6 with a 2.27 ERA (74.0 IP) and 129 strikeouts as a senior.
- Received 2018 9th Region Tournament MVP honors.
- Had committed to play at the University of Michigan, but chose to go pro after being selected in the 4th round of the 2018 MLB Draft by Baltimore.
- Was part of three straight 9th Region championship teams with Highlands High School from 2016-18, including a state runner-up finish in 2018.
- Signed by Adrian Dorsey (Orioles).
- Resides in Fort Thomas, Ky.



JoJo

ROMERO

59

HT: 5-11 WT: 210 B/T: L/L BIRTH DATE: September 9, 1996 ML SERVICE: 4.045

FULL NAME: Joseph Abel Romero

BORN: Camarillo, California

OPENING DAY AGE: 28 (Turns 29 on September 9)

BECAME A CARDINAL: Acquired from the Philadelphia Phillies in exchange for INF Edmundo Sosa, July 30, 2022

CONTRACT STATUS: Signed through 2025

MLB DEBUT: August 21, 2020 at Atlanta

LEFT-HANDED PITCHER 

COMPLETE RECORD

Year	Team	Age	W-L	ERA	G	GS	GF	HLD	SV	IP	H	R	ER	HR	HB	BB	SO	WHIP	BA	WP	SO%	BB%	BF
2016	Williamsport (A-)	19	2-2	2.56	10	10	0	0	0	45.2	44	15	13	2	3	11	31	1.20	.256	4	16.4	5.8	189
2017	Clearwater (A+)	20	5-2	2.24	10	10	0	0	0	52.1	43	17	13	2	2	15	49	1.11	.223	3	23.3	7.1	210
	Lakewood (A)	20	5-1	2.11	13	13	0	0	0	76.2	61	25	18	2	1	21	79	1.07	.223	5	26.3	7.0	300
2018	Reading (AA)	21	7-6	3.80	18	18	0	0	0	106.2	97	49	45	13	5	41	100	1.29	.241	8	22.1	9.1	453
2019	Lehigh Valley (AAA)	22	3-5	6.88	13	13	0	0	0	53.2	68	47	41	8	4	35	40	1.92	.312	1	15.3	13.4	261
	Reading (AA)	22	4-4	4.84	11	11	0	0	0	57.2	58	33	31	4	1	12	52	1.21	.261	3	21.9	5.1	237
2020	PHILADELPHIA	23	0-0	7.59	12	0	2	4	0	10.2	13	10	9	1	2	2	10	1.41	.310	0	21.3	4.3	47
2021	PHILADELPHIA	24	0-0	7.00	11	0	1	3	0	9.0	12	8	7	4	1	4	8	1.78	.308	0	18.2	9.1	44
2022	Lehigh Valley (AAA)	25	0-0	0.00	5	0	1	0	0	4.0	3	0	0	0	0	0	3	0.75	.200	0	20.0	0.0	15
	Memphis (AAA)	25	0-0	0.00	3	0	2	0	0	3.0	1	0	0	0	0	0	5	0.33	.100	1	50.0	0.0	10
	Reading (AA)	25	0-0	3.00	2	0	2	0	2	3.0	5	1	1	0	1	0	4	1.67	.385	0	28.6	0.0	14
	Clearwater (A)	25	2-0	2.25	4	2	0	0	0	4.0	4	1	1	0	0	2	5	1.50	.250	0	27.8	11.1	18
	FCL Phillies (Rk)#	25	0-0	0.00	1	1	0	0	0	1.0	0	0	0	0	0	0	3	0.00	.000	0	100.0	0.0	3
	PHILADELPHIA	25	0-0	13.50	2	0	1	0	0	2.0	4	3	3	1	0	1	1	2.50	.444	0	10.0	10.0	10
	ST. LOUIS	25	0-0	3.77	15	0	4	0	0	14.1	9	6	6	2	0	9	16	1.26	.191	0	28.1	15.8	57
2023	Memphis (AAA)	26	2-1	3.00	17	0	4	3	2	21.0	19	8	7	3	0	9	33	1.33	.000	5	37.5	10.2	88
	ST. LOUIS	26	4-2	3.68	27	0	13	3	3	36.2	29	17	15	1	1	10	42	1.06	.216	2	28.6	6.8	147
2024	ST. LOUIS	27	7-3	3.36	65	0	7	30	1	59.0	52	23	22	8	5	16	51	1.15	.236	1	21.0	6.6	243
Major League Totals			11-5	4.24	132	0	28	40	4	131.2	119	67	62	17	9	42	128	1.22	.242	3	23.4	7.7	548
Minor League Totals			30-21	3.57	107	78	9	3	4	428.2	403	196	170	34	17	146	404	1.28	.249	30	22.5	8.1	1798

Injury Rehabilitation Assignment

Note: Major League Uniform Numbers Worn: 79 (2020-22), 59 (2022-present)

WILD CARD SERIES RECORD

Year	Team	Age	W-L	ERA	G	GS	GF	HLD	SV	IP	H	R	ER	HR	HB	BB	SO	WHIP	BA	WP	SO%	BB%	BF
2022	STL vs. PHI																						

NOT ON POSTSEASON ROSTER - ST. LOUIS TAXI SQUAD

REGULAR SEASON FIELDING RECORD

Position	PCT	G	PO	A	E	TC	DP
Pitcher	.913	132	5	16	2	23	2

ROMERO, JOJO



2024 SEASON HIGHS

Most IP: 1.2, 4/9 vs. Philadelphia
Most Strikeouts: 4, 4/9 vs. Philadelphia
Most Walks: 2, twice. Last: 6/23 vs. San Francisco
Most Runs Allowed: 4, twice. Last: 9/21 vs. Cleveland
Most ER Allowed: 4, 9/21 vs. Cleveland
Most Hits Allowed: 3, 4x. Last: 9/21 vs. Cleveland
Most HRs Allowed: 2, 6/3 at Houston
Longest Winning Streak: 3 games, 6/7-8/3
Longest Losing Streak: 1 game, 3x. Last: 9/19-end of season
Longest Scoreless Streak: 6.2, 5/3-17
Pitches Thrown: 34, 4/9 vs. Philadelphia

CAREER HIGHS

Most IP: 2.0, 8x. Last: 8/29/23 vs. San Diego
Most Strikeouts: 4, 3x. Last: 4/9/24 vs. Philadelphia
Most Walks: 2, 5x. Last: 6/23/24 vs. San Francisco
Most Runs Allowed: 4, twice. Last: 9/21/24 vs. Cleveland
Most ER Allowed: 4, 9/21/24 vs. Cleveland
Most Hits Allowed: 4, twice. Last: 9/1/23 vs. Pittsburgh
Most HRs Allowed: 2, twice. Last: 6/3/24 at Houston
Longest Winning Streak: 3 games, 6/7-8/3/24
Longest Losing Streak: 1 game, 5x. Last: 9/19/24-present
Longest Scoreless Streak: 7.1 IP, 7/9-7/20/22
Pitches Thrown: 39, 4/28/23 at Los Angeles Dodgers

CAREER NOTES

- Acquired at the 2022 trade deadline from the Philadelphia Phillies in exchange for infielder Edmundo Sosa on July 30.
- Made the Opening Day roster for the first time as a member of the Cardinals in 2024 and posted career-high marks in appearances (65), innings pitched (59.0), strikeouts (51) and wins (7).
- Became the Cardinals left-handed stopper in 2024, ranking 3rd among National League pitchers with 30 Holds behind Andrew Kittredge (37) and Tyler Rogers (33).
- His 30 Holds ranked 2nd among Cardinals relief pitchers and T-5th all-time for single-season in franchise history with Kyle McClellan (2008). Only Ray King (31) in 2004, had more among Cardinals southpaws all-time.
- Has held left-handed batters to a .172 BA (29-169) with four home runs allowed in his career. Since 2022, his .150 opponent BA (19-127) vs. LH batters ranks 5th in MLB (min. 140 batters faced).
- Began the 2022 season on the Phillies 60-day Injured List recovering from left elbow surgery. Made his 2022 debut with the Phillies at Miami (7/16) and one more appearance (7/22 vs. CHI) before the trade to the Cardinals where he finished the season.
- His Cardinals debut came at ARI (8/20/22) pitching a perfect 9th inning with two strikeouts to close out a 16-7 win.
- Ran off a season-high 7.0 scoreless innings from his Cardinals debut through his next four appearances (8/20-9/7/22).
- Earned his first career MLB win on 7/9/23 at the Chicago White Sox to end a 48-game streak to open his career without a decision or save, which was the longest active streak in MLB and T8th-longest in MLB history to begin a career.
- His 23 appearances without a decision or save to begin his Cardinals career ranks 37th-longest in franchise history.
- Compiled a career-best 7.1 scoreless innings streak across five appearances from 7/9-20/23, allowing two hits and two walks in that span with 10 strikeouts.
- Was a starting pitcher in the Phillies organization through his first four professional seasons. Began pitching in relief in the 2017 Arizona Fall League and made only three spot

CAREER MILESTONES

Major League Debut
August 21, 2020 at Atlanta

First Major League Win
July 9, 2023 at Chicago White Sox

First Major League Save
July 30, 2023 vs. Chicago Cubs

First Major League Strikeout
August 21, 2020 at Atlanta
(8th inning, swinging, Adam Duvall)

starts of less than 2.0 innings each in 2022 while returning from injury; his only starts since 2018.

- Was called up to Philadelphia on August 14, 2020, but did not appear in a game. Recalled on August 20, 2020, as the 29th player for a doubleheader and did not appear in the twinbill. Was returned to Lehigh Valley (AAA) following the doubleheader and recalled the following day when he finally made his Major League debut at Atlanta.
- Struck out the side on 12 pitches in his Major League debut at Atlanta (8/21/20), becoming the second Phillies player since 1957 to strike out the side in his MLB debut. Stayed on the Phillies roster the remainder of the 2020 season.
- First five home runs allowed in his career were all served up to All-Stars (Juan Soto, James McCann, Nolan Arenado, Yadier Molina and Jackie Bradley, Jr.).
- 2017 Phillies Minor League Pitcher of the Year
- Pitched for Scottsdale in the 2017 Arizona Fall League with marks of 1-0 with an 0.84 ERA, allowing one earned run (2 UER) over 10.2 innings and eight relief outings with five strikeouts. Was his first time pitching in relief since the start of his professional career. Did not start another game until 2022.
- Underwent Tommy John ligament replacement surgery on his left elbow on May 26, 2021, performed by Dr. Neal ElAttrache.



2024

- Made the Major League Opening Day roster for the first time in his career and posted career-high marks in appearances (65), innings pitched (59.0), strikeouts (51) and wins (7).
- Ranked 3rd in the National League with 30 Holds behind teammate Andrew Kittredge (37) and San Francisco's Tyler Rogers (33).
- Ranked 2nd among Cardinals relief pitchers in Holds, T-5th all-time for single-season in franchise history with Kyle McClellan (2008). Only the 2nd Cardinals left-hander to hit the 30 Hold total (Ray King, 2004).
- Tied with teammate Ryan Helsley for 9th among National League relievers in wins with seven and 22nd in appearances.
- Posted two streaks of six consecutive appearances with a Hold (4/4-16 & 6/22-7/2).
- Entered games with 34 Inherited Runners, tied for the team lead with fellow southpaws Matthew Liberatore and John King. His 29.4% IRS ranked 9th in the National League.
- Held left-handed batters to a .181 BA (13-72, HR) striking out 34.7% of those batters faced. Allowed three extra base hits all season (O. Cruz-2B, B. Lowe-HR, B. Turang-2B).
- Locked down his lone save of the season vs. CIN (9/12), entering with a 4-1 lead and finished off a 6-1 win in a four-out save appearance.
- Made 14 appearances of four outs or more with a single-season high of 1.2 innings vs. Philadelphia (4/9), in which he also threw a season-high 34 pitches.
- Finished the season on the Injured List with left forearm inflammation causing him to miss the final five games of the season.

PERSONAL/BACKGROUND

- Originally selected by the Philadelphia Phillies in the fourth round (107th overall) of the June 2016 First Year Player Draft.
- Graduated from Oxnard (CA) High School where he was a four-year letterwinner in baseball and a three-year letterman in soccer where he led the league in assists as a senior. Two-time All-State baseball selection finished his career 24-7 with 280 strikeouts.
- Played college baseball at Yavapai (AZ) College where he helped the team to the 2016 NJCAA National Championship.
- Transferred to Yavapai after his freshman year at the University of Nevada where he appeared in 23 games helping the Wolfpack to the 2015 Mountain West Conference regular season title, their first MWC title in school history.

AWARDS & HONORS

South Atlantic League All-Star
2017: Lakewood (A)

Phillies Minor League Pitcher of the Year
2017: Lakewood (A) & Clearwater (A)

Phillies Minor League Pitcher of the Month
2017: Lakewood (A) - June

Phillies Minor League Pitcher of the Week
2019: Lehigh Valley (AAA) - July 22-28
2017: Clearwater (A) - Aug. 28-Sept. 4
2017: Lakewood (A) - June 12-18
2017: Lakewood (A) - May 29-June 4

South Atlantic League Pitcher of the Week
2017: Lakewood (A) - May 8-14

MiLB.com Organizational All-Star
2017: Philadelphia Phillies

NJCAA National Champions
2016: Yavapai (AZ) College

ST. LOUIS CARDINALS
SINGLE-SEASON HOLD LEADERS

Rank	Season	Holds
1. Andrew Kittredge	2024	37
2. Mitchell Boggs	2012	34
3. Julian Tavares	2005	32
4. Ray King	2004	31
5. Kyle McClellan	2008	30
JoJo Romero	2024	30

- Committed to transfer to the University of Arizona to follow head coach Jay Johnson, but first spent a season at Yavapai due to transfer restrictions, and was subsequently drafted before making the transfer to Arizona.
- His brother, Josh, was an All-Big West pitcher at Cal State-Northridge (2023-24) where he set the single-season saves mark with 13. He also played at the University of Nevada and Yavapai College.
- Resides in Oxnard, California, with his wife Allyson and daughters, Kehlani (8/14/22), Aleia (9/23/23) and Meliana (1/28/25).

CAREER TRANSACTIONS

- Selected by the Philadelphia Phillies in the fourth round (107th overall) of the 2016 MLB Draft.
- On Philadelphia Phillies Injured List (sprained left elbow), May 6, 2021 - end of season.
- On Philadelphia Phillies Injured List (recovery from left elbow surgery), March 11 - July 15, 2022; included injury rehabilitation assignment to Florida Complex League Phillies (R).
- Acquired by the St. Louis Cardinals from the Philadelphia Phillies in exchange for INF Edmundo Sosa, July 30, 2022.
- On St. Louis Injured List (left patellar knee tendinitis), Sept. 2, 2023 - end of season.
- On St. Louis Injured List (left forearm flex inflammation), Sept. 25, 2024 - end of season.

ROMERO, JOJO



CHRIS
ROYCROFT

58

HT: 6-7 WT: 240 B/T: R/R BIRTH DATE: June 21, 1997 ML SERVICE: 0.083

FULL NAME: Christopher Michael Roycroft

BORN: Elmhurst, Illinois

OPENING DAY AGE: 27 (Turns 28 on June 21)

BECAME A CARDINAL: Signed as a minor league free agent, June 23, 2022.

CONTRACT STATUS: Signed through 2025

MLB DEBUT: May 7, 2024 vs. New York Mets

RIGHT-HANDED PITCHER

COMPLETE RECORD

Year	Team	Age	W-L	ERA	G	GS	GF	HLD	SV	IP	H	R	ER	HR	HB	BB	SO	WHIP	BA	WP	SO%	BB%	BF
2021	Joliet (Ind.)	24	4-4	5.81	26	9	2	---	0	69.2	77	56	45	2	9	30	62	1.54	---	2	19.2	9.3	323
2022	Joliet (Ind.)	25	0-1	1.08	13	0	---	2	16.2	15	9	2	1	---	5	24	1.20	---	0	---	---	---	---
	Peoria (A+)	25	2-2	4.50	19	0	4	0	1	32.0	42	20	16	2	1	16	40	1.81	.307	2	25.5	10.2	157
2023	Peoria (A+)	26	0-0	3.97	9	0	7	1	3	11.1	8	5	5	0	0	2	15	0.88	.195	0	34.9	4.7	43
	Springfield (AA)	26	2-3	8.55	15	0	6	2	1	20.0	28	22	19	1	1	14	14	2.10	.326	3	13.9	13.9	101
	Memphis (AAA)	26	5-5	4.83	22	0	10	1	1	31.2	29	22	17	2	4	25	35	1.71	.240	3	23.3	16.7	150
2024	Memphis (AAA)	27	3-4	2.17	36	0	24	5	6	45.2	41	15	11	3	0	18	45	1.29	.234	5	23.0	9.2	196
	ST. LOUIS	27	1-2	4.19	27	0	13	1	0	34.1	31	19	16	2	4	17	33	1.40	.238	1	21.3	11.0	155
Major League Totals			1-2	4.19	27	0	13	1	0	34.1	31	19	16	2	4	17	33	1.40	.238	1	21.3	11.0	155
Minor League Totals			12-14	4.35	101	0	51	9	12	140.2	148	84	68	8	6	75	149	1.59	.264	13	23.0	11.6	647
Independent Totals			4-5	4.90	39	9	2	---	2	86.1	92	65	47	3	9	35	86	1.47	---	2	26.6	10.8	323

Note: Major League Uniform Numbers Worn: 58 (2024-present)

REGULAR SEASON FIELDING RECORD

Position	PCT	G	PO	A	E	TC	DP
Pitcher	.889	27	1	7	1	9	1

CAREER NOTES

- Signed by the Cardinals as a minor league free agent, two days after his 25th birthday, following playing two seasons in the independent leagues for Joliet Slammers of the Frontier League, the local team near his hometown and college.
- Profiled the lowest hard hit percentage (exit velocity of 95 MPH or more) on a four-seam fastball (13.0%) of pitchers facing 40 or more batters in 2024.
- Climbed three levels during the 2023 season from Peoria (High-A) to Memphis (AAA) before making his Major

League debut in 2024.

- Was a two-sport athlete in high school and college, playing basketball.
- Made three appearances in Major League Spring Training in 2024 as a minor league camp player.
- Combines on an arsenal of a sinking fastball (96.0 MPH average), four-seam fastball (95.0 MPH) and slider (83.8 MPH)

CAREER TRANSACTIONS

- Signed by the St. Louis Cardinals as a minor league free agent, June 23, 2022.



2024 SEASON & CAREER HIGHS

Most IP: 3.0, 7/24/24 at Pittsburgh
Most Strikeouts: 4, 9/8/24 vs. Seattle
Most Walks: 4, 6/15/24 at Chicago Cubs
Most Runs Allowed: 3, 3x. Last: 7/29/24 vs. Texas
Most ER Allowed: 3, twice. Last: 7/27/24 vs. Texas
Most Hits Allowed: 4, 5/19/24 vs. Boston
Most HRs Allowed: 1, twice. Last: 7/29/24 vs. Texas
Longest Scoreless Streak: 6.2 IP, 6/4-15/24
Pitches Thrown: 42, 7/24/24 at Pittsburgh

CAREER MILESTONES

Major League Debut
 May 7, 2024 vs. New York (NL)

First Major League Strikeout
 May 7, 2024 vs. New York (NL)
 (9th inning, Francisco Lindor, swinging)

First Major League Win
 June 13, 2024 vs. Pittsburgh

2024

- Appeared in a career-high 63 games between Memphis (36) and St. Louis (27).
- Began the season in Memphis (AAA) before his contract was selected on May 7 and made his MLB debut that night against the Mets. Struck out the side in the 9th inning while allowing one run.
- Struck out Francisco Lindor swinging for his first Major League strikeout. Surrendered a home run to two-time All-Star Game Home Run Derby Winner, Pete Alonso, as the next batter, challenging him on a 1-2 pitch.
- Did not allow another Major League home run until July 29, a span of 120 batters over 21 appearances (26.1 IP).
- Was recalled seven times during the season including twice as the 27th player in doubleheaders.
- Earned his first Major League win vs. PIT (6/13) on a Thursday afternoon as Brendan Donovan's home run in the 6th inning off Mitch Keller put the Cardinals in the lead after he escaped the 6th inning stranding a runner.
- Profiled the lowest hard hit percentage (exit velocity of 95 MPH or more) on a four-seam fastball (13.0%) of pitchers facing 40 or more batters.
- Ran off five straight scoreless appearances from June 4-15 for a season-high 6.2 scoreless innings.
- Struck out a career-high four vs. SEA (9/8) over 1.2 innings.
- Retired the first batter faced in 24-of-27 appearances.
- Posted the 7th-best xBA (.133) on his four-seam fastball of pitchers with 40 plate appearances or more.
- His 2.17 ERA over 36 appearances at Memphis was the lowest among pitchers with more than 15 appearances.
- Tied for 3rd among Memphis relief pitchers with five Holds. Ranked 2nd on the club with a career-high six saves.

BACKGROUND/PERSONAL

- Graduated from Willowbrook High School in Villa Park, Illinois in 2015 where he was Daily Herald All-Area honoree in baseball and All-Area, All-Conference and Most Improved Player in basketball.
- Was a two-sport athlete at Aurora (IL) University, playing basketball his freshman year before focusing on baseball for the rest of his career.
- Played in 11 basketball games his freshman year with 27 rebounds and nine points with four blocked shots.
- Played college baseball at Aurora (Ill.) compiling a 17-3 record with a 3.33 ERA over 40 appearances making 19 starts. Struck out 184 batters over 181.0 innings along with eight saves over a three-year career.
- While playing independent baseball for the Joliet Slammers of the Frontier League, would stop by Busch Stadium on road trips to O'Fallon and Gateway and look through the gates thinking about playing for the Cardinals.
- His mother, Maggie, travels to wherever he is playing on Mother's Day and would add a game ball from his location.
- His step-father Dan is a union carpenter who worked on the Wrigley Field renovation project.
- Worked in a classic car shop operating forklifts, car lifts and floor jacks, while helping detail cars during the 2019 off-season between college baseball and independent league baseball.
- Volunteers for the local interfaith pantry in Aurora, helping pass out food and operating heavy machinery.
- Resides in Dundee, Ill.



THOMAS
SAGGESE

25

HT: 6-0 WT: 190 B/T: R/R BIRTH DATE: April 10, 2002 ML SERVICE: 0.020

(suh-JAY-see)

FULL NAME: Thomas Darren Saggese

BORN: Carlsbad, California

OPENING DAY AGE: 22 (Turns 23 on April 10)

BECAME A CARDINAL: Acquired from the Texas Rangers with LHP John King and RHP Tekoah Roby in exchange for LHP Jordan Montgomery and RHP Chris Stratton, July 30, 2023

CONTRACT STATUS: Signed through 2025

MLB DEBUT: September 10, 2024 vs. Cincinnati

INFIELDER 

COMPLETE BATTING RECORD

Year	Team	AGE	G	AB	R	H	2B	3B	HR	RBI	BB	SO	SB	CS	HBP	SH	SF	AVG	OBP	SLG	OPS
2021	Down East (A)	19	73	242	44	62	14	3	10	37	42	85	11	3	3	0	1	.256	.372	.463	.834
2022	Hickory (A+)	20	98	380	56	117	22	2	14	61	29	94	11	3	4	1	5	.308	.359	.487	.846
	Frisco (AA)	20	5	21	5	8	3	2	1	9	1	3	1	0	0	0	0	.381	.409	.857	1.266
2023	Frisco (AA)	21	93	367	67	115	22	3	15	78	34	96	8	2	9	1	7	.313	.379	.512	.891
	Springfield (AA)	21	33	130	25	43	7	3	10	29	15	34	3	0	2	0	2	.331	.403	.662	1.064
	Memphis (AAA)	21	13	58	9	12	5	0	1	4	3	14	1	0	2	0	0	.207	.270	.345	.615
2024	Memphis (AAA)	22	125	479	75	121	23	3	20	67	31	122	9	4	13	1	4	.253	.313	.438	.752
	ST. LOUIS	22	18	49	5	10	2	0	1	4	2	14	0	0	1	0	0	.204	.250	.306	.556
Major League Totals			18	49	5	10	2	0	1	4	2	14	0	0	1	0	0	.204	.250	.306	.556
Minor League Totals			440	1677	281	478	96	16	71	285	155	448	44	12	33	3	19	.285	.354	.488	.842

Note: 2023: Led the Texas League (AA) in Batting Average (.318), RBI (107), Hits (158), Extra-Base Hits (60), and Total Bases (274) between Frisco and Springfield.
Led all of Minor League Baseball in 2023 in hits (170) and total bases (294).

REGULAR SEASON FIELDING RECORD

Position	PCT	G	PO	A	E	TC	DP
Second Base	.977	13	11	31	1	43	7
Third Base	.833	2	1	4	1	6	0
Shortstop	.929	3	5	8	1	14	2

CAREER TRANSACTIONS

- Selected by the Texas Rangers in the fifth round (145th overall) of the 2020 MLB Draft.
- Acquired from the Texas Rangers with LHP John King and RHP Tekoah Roby in exchange for LHP Jordan Montgomery and RHP Chris Stratton, July 30, 2023.

SAGGESE, THOMAS



CAREER NOTES

- Enters the 2025 season rated as the No. 4 prospect in the Cardinals system by *Baseball America*. Moved up from No. 5 in 2024.
- Made his Major League debut in 2024 vs. Cincinnati with his father in attendance and recorded his first Major League hit, RBI and home run in the next three games.
- 2024 All-Arizona Fall League All-Star at second base.
- 2024 Cardinals Minor League Player of the Month in July and 2023 Cardinals Minor League player of the Month for August.
- 2023 *Baseball America* Minor League All-Star Team and Double-A All-Star Team at Second Base.
- Acquired by the Cardinals from the Texas Rangers in a five-player trade on July 30, 2023 in exchange for LHP Jordan Montgomery and RHP Chris Stratton.
- Named 2023 Texas League Most Valuable Player becoming the second straight Cardinal (Moises Gomez, 2022) and third in four seasons (Dylan Carlson, 2019) to do so. The second time Springfield has produced back-to-back winners (Matt Adams 2011 & Oscar Taveras 2012).
- Led all of Minor League Baseball in 2023 with 170 hits and 294 total bases, and was T-2nd with 111 RBI and T-5th with 60 extra base hits.
- Began the 2023 season with Frisco (A) and batted .313, 15 HR and 78 RBI over 93 games. Was placed on the Springfield (AA) roster and picked up where he left off finishing in 46 games with 33 at Springfield and 13 in Memphis; combined to bat .293 with 11 HR, 33 RBI.
- Became the third Springfield Cardinals player to win the Texas League Batting Title and first to win the Double-A batting crown with a .318 mark.
- Played the final five games of the 2022 season with Frisco and helped them to the Texas League Championship.
- Two-time Texas League Player of the Week (6/25/23 & 9/18/22), which included his Double-A debut in 2022 batting .381 with three doubles, two triples, a home run and nine RBI in his first five games.

2024

- Played the majority of the season at Memphis (AAA), then had his contract selected in September making his Major League debut vs. Cincinnati on September 10.
- Played in 18 games for the Cardinals starting eight at second base, three at shortstop and two at third base.
- Played in 161 games between Memphis (125), St. Louis (18) and Glendale (18) receiving 662 plate appearances and playing 1,295.0 innings defensively.
- Recorded his first Major League hit vs. CIN (9/12) off Carson Spiers, a 7th inning single. Recorded his first MLB RBI in his next plate appearance with an single to score Lars Nootbaar in the 8th inning.
- His first home run was a game-tying 8th inning blast at TOR (9/13) off former Cardinal Génesis Cabrera at Rogers Centre. Became the second Cardinals player to hit his first MLB home run in Toronto joining Randal Grichuk (6/7/14), and the 8th overall in Canada with the six previous players hitting their 1st home runs at Montreal.

CAREER MILESTONES

Major League Debut

September 10, 2024 vs. Cincinnati

First Career Major League Hit

September 12, 2024 vs. Cincinnati
(7th inning, single, off Carson Spiers)

First Career Major League Home Run

September 13, 2024 at Toronto
(8th inning, solo HR, off Génesis Cabrera)

AWARDS & HONORS

All-Arizona Fall League Team

2024: Glendale - Second Base

Cardinals Minor League Player of the Month

2024: Memphis (AAA) - July

Texas League (AA) Most Valuable Player

2023: Springfield (AA)

Baseball America Minor League All-Star Team

2023: Frisco (AA), Springfield (AA),
Memphis (AAA) - 2B

Baseball America Double-A All-Star Team

2023: Frisco (AA), Springfield (AA) - 2B

Texas League Postseason All-Star

2023: Springfield (AA)

Cardinals Minor League Player of the Month

2023: Springfield (AA) - August

Texas League Player of the Week

2023: Frisco (AA) - June 19-25
2022: Frisco (AA) - Sept. 12-18

Texas League Champions

2022: Frisco (AA)

MiLB.com Organization All-Star

2022: Texas Rangers

Baseball America High Class-A All-Star

2022: Hickory (High-A)

South Atlantic League Postseason All-Star

2022: Hickory (High-A)



CAREER NOTES

2024

- Played the majority of the season at Memphis (AAA), then had his contract selected in September making his Major League debut vs. Cincinnati on September 10.
- Played in 18 games for the Cardinals starting eight at second base, three at shortstop and two at third base.
- Played in 161 games between Memphis (125), St. Louis (18) and Glendale (18) receiving 662 plate appearances and playing 1,295.0 innings defensively.
- Recorded his first Major League hit vs. CIN (9/12) off Carson Spiers, a 7th inning single. Recorded his first MLB RBI in his next plate appearance with an single to score Lars Nootbaar in the 8th inning.
- His first home run was a game-tying 8th inning blast at TOR (9/13) off former Cardinal Génesis Cabrera at Rogers Centre. Became the second Cardinals player to hit his first MLB home run in Toronto joining Randal Grichuk (6/7/14), and the 8th overall in Canada with the six previous players hitting their 1st home runs at Montreal.
- Batted .313 with his 2nd straight 20+ homer season over 125 games for Memphis.
- 2024 Cardinals Minor League Player of the Month in July, batting .349 (29-83) with 4 HR, 14 RBI and a .990 OPS. His second monthly award since joining the Cardinals.
- Ranked among Cardinals minor league leaders in hits (121, 6th), home runs (20, T-2nd), RBI (67, 5th), runs (75, 4th), doubles (23, T-6th), extra base hits (46, 4th), total bases (210, 3rd), slugging (.438, 5th) and OPS (.751, 5th).
- Was hit by pitch a team-leading 13 times (5th in the IL) for a second straight season
- Played 18 games for Glendale in the 2024 Arizona Fall League and ranked 2nd in batting with a .391 average (25-64), while tacking on 2 HR, 10 RBI, seven doubles, 16 runs scored and posted a positive walk:strikeout ratio (16:15).
- Named to All-Arizona Fall League team at second base and was the Cardinals lone representative at the Arizona Fall Stars Games.

BACKGROUND/PERSONAL

- Played prep baseball for Jake Savicki at Carlsbad (Calif.) High School his junior and senior High School his junior and senior year after transferring. The same high school has produced Orioles Brady Anderson and former Cardinals third baseman Troy Glaus.
- Became the second-highest draft pick out of Carlsbad behind Glaus (1994 2nd Round, Padres) and Thomas Eshelman (2015 2nd Round, Astros).
- Named MVP of San Diego's Avacado West League as a junior in 2019, batting .422 (43-102), 10 HR, 26 RBI with a positive walk (17) to strikeout (14) ratio.
- Batted .440 with 3 HR, 9 RBI over seven games in the COVID-shortened season of 2020.

2023 MINOR LEAGUE HIT LEADERS

MLB Rank	Hits	Organization(s)
1. Thomas Saggese	170	Rangers/Cardinals
2. Victor Scott II	166	Cardinals
3. Elier Hernández	165	Rangers
4. Ryan Bliss	164	Diamondbacks/Mariners
Connor Norby	164	Orioles
6. César Prieto	161	Orioles/Cardinals

CARDINALS TO WIN TEXAS LEAGUE MVP

MVP	Season	Team
INF Thomas Saggese	2023	Springfield Cardinals
OF Moisés Gómez	2022	Springfield Cardinals
OF Dylan Carlson	2019	Springfield Cardinals
OF Oscar Taveras	2012	Springfield Cardinals
1B Matt Adams	2011	Springfield Cardinals
OF Tyrone Horne	1998	Arkansas Travelers
OF Ray Lankford	1989	Arkansas Travelers
OF Héctor Cruz	1973	Arkansas Travelers
OF Jim Beauchamp	1963	Tulsa Oilers
OF Nick Culp	1939	Houston Buffaloes
RHP Dizzy Dean	1931	Houston Buffaloes

2024 & CAREER HIGHS

Most Hits: 2, 3x, Last: 9/25/24 at Colorado
Most Runs: 2, 9/12/24 vs. Cincinnati
Most 2Bs: 1, 2x, Last: 9/25/24 at Colorado
Most HRs: 1, 9/13/24 at Toronto
Most RBI: 2, 9/13/24 at Toronto
Most BBs: 1, 2x, Last: 9/29/24 at San Francisco
Longest Hitting Streak: 3 games, 9/25-28/24

- Signed his letter of intent to play college baseball at Pepperdine University.
- Earned the 2022 True Ranger Award, established in 2019 as the player who represents the core values of the organization in a positive light on and off the field.
- Is good friends with Tekoah Roby, who was also traded with him to the Cardinals.
- Writes "MORE" on the tape of his left wrist before each game to honor his late mother, Wendi, who passed away from breast cancer in 2020, while he was a senior in high school. Stems from her replying "I love you more" when they would converse. Remarks that Wendi was his "Best Friend."
- Signed by Steve Flores (Rangers).
- Resides in Carlsbad, California.



VICTOR
SCOTT II

11

HT: 5-10 WT: 190 B/T: L/L BIRTH DATE: February 12, 2001 ML SERVICE: 0.083

FULL NAME: Victor Dwanyne Scott II

BORN: Atlanta, Georgia

OPENING DAY AGE: 24

BECAME A CARDINAL: Selected in the 5th round (157th overall) of the 2022 MLB Draft

CONTRACT STATUS: Signed through 2025

MLB DEBUT: March 28, 2024 at Los Angeles (NL)

OUTFIELDER 

COMPLETE BATTING RECORD

Year	Team	AGE	G	AB	R	H	2B	3B	HR	RBI	BB	SO	SB	CS	HBP	SH	SF	AVG	OBP	SLG	OPS
2022	Palm Beach (A)	21	31	108	20	24	4	4	2	12	24	26	13	3	1	5	4	.222	.358	.389	.747
2023	Springfield (AA)	22	66	282	51	91	11	2	7	34	18	45	44	7	6	2	2	.323	.373	.450	.824
	Peoria (A+)	22	66	266	44	75	9	8	2	29	28	52	50	7	9	1	4	.282	.365	.399	.763
2024	Memphis (AAA)	23	81	314	39	66	7	2	6	30	36	57	30	5	3	5	4	.210	.294	.303	.597
	ST. LOUIS	23	53	145	14	26	9	0	2	10	6	42	5	1	2	0	2	.179	.219	.283	.502
Major League Totals			53	145	14	26	9	0	2	10	6	42	5	1	2	0	2	.179	.219	.283	.502
Minor League Totals			244	970	154	256	31	16	17	105	106	180	137	22	19	13	14	.264	.344	.381	.725

Note: Major League Uniform Numbers Worn: 11 (2024-present)

REGULAR SEASON FIELDING RECORD

Position	PCT	G	PO	A	E	TC	DP
Outfield	.979	52	95	0	2	97	0

CAREER NOTES

- Prefers the suffix "the second" to be pronounced after his last name (Victor Scott II).
- Made his Major League debut in 2024 starting in centerfield at Los Angeles (NL) on Opening Day after an injury to Dylan Carlson in the team's next-to-last Spring Training game.
- Entered the 2024 season rated ranked as the Cardinals No. 3 prospect by *Baseball America* (No. 83 overall in Top 100).
- Also rated as the 2024 Cardinals organization "Fastest Baserunner," "Best Defensive Outfielder," and "Best Athlete" by the same publication.
- Received an elite 80-grade Speed tool entering 2024 by *Baseball America*, where he was one of nine MLB overall prospects to receive that honor for speed.
- Became the first Cardinals prospect in *Baseball America* history to receive an 80-grade speed tool since the publication began assigning full 20-to-80 tool grades (2018-present).
- One of three outfielders awarded a 2023 Rawlings Minor League Gold Glove Award.
- In 2023, finished 2nd in all of Minor League Baseball in hits (166) behind Thomas Saggese (170). His 166 hits led the Cardinals organization and were the most by a Cardinals minor leaguer since 2002 Minor League Player of the Year John Gall (166).
- Led the Cardinals organization in 2023 in plate appearances, at-bats, hits, stolen bases, and triples, ranked 2nd in runs (95), total bases (233), and batting average (.303); T-2nd in games (132) and sacrifice flies (6); 5th in hit by pitches (15); and 10th in on-base pct. (.369) and OPS (.794).
- Stole 94 bases in 2023, tying Chandler Simpson (Rays) for most in Major or Minor League Baseball.
- Is friends with Chandler Simpson who hails from Atlanta, and was a 2022 college draftee. Both played together on the Fond du Lac Dock Spiders in the 2021 Northwoods League and for Cotuit in the 2022 Cape Cod League.

SCOTT II, VICTOR

**CAREER NOTES CONTINUED...**

- His 94 stolen bases ranked 5th among Cardinals minor leaguers since 1962.
- Prior to Scott II and Simpson, Delino Deshields (101 in 2012) and Billy Hamilton (155 in 2012) were the last minor leaguers to swipe as many bags.
- Batted .231 (3-13) with a stolen base in three games for Springfield in the Texas League postseason.
- Singled and stole second and third base in the 2023 SiriusXM All-Star Futures Game at Seattle's T-Mobile Park.
- Communicates with Vince Coleman and considers the Cardinals Hall of Famer as a mentor. The two met in Seattle the night before the 2023 SiriusXM All-Star Futures Game at T-Mobile Park, discussing jumps, reading pitcher tendencies, and how confidence plays into stealing bases.
- Recognized as an Arizona Fall League Rising Star. Hit .286/.388/.417 (24-84) with three home runs, eight RBI, and 18 stolen bases in 23 games for Scottsdale.

2024

- Was on the Cardinals Opening Day roster and started in centerfield against the Dodgers (3/28) at Dodger Stadium.
- Became only the eighth player in franchise history to make his MLB debut as an opening day starting centerfielder and the first since Bobby Smith (1957); Bill Virdon (1955), Wally Moon (1954), Rip Repulski (1953), Terry Moore (1935), Homer Smoot (1902) and Emmet Heidrick (1901).
- Stole second base (Glasnow/Smith) for his first MLB theft at LAD (3/28), becoming the first Cardinals player with a stolen base in his MLB debut on Opening Day, regardless of age, in MLB history. First in MLB of his age since Anthony Volpe (NYY) in 2023 at 21-years, 336 days.
- Became the 2nd-youngest Cardinals centerfielder to bat lead-off in a home opener behind shortstop Arnold Hauser (22.207) in 1911 at Robison Field.
- Played in 53 games, starting 40 in centerfield. Also appeared in right field (5 games) and left field (2 games).
- Joined teammates Jordan Walker and Dylan Carlson among 10 Cardinals all-time to start the first nine games of the season at age 23 or younger.
- Recorded his first hit as part of a two-hit game at LAD (3/31) with an infield single, then a double and was on base three times (walk).
- Was 5-for-6 in stolen base attempts in St. Louis. Only caught stealing came on a Kyle Freeland pick-off play at first base in his final game of the season at COL (9/26).
- Ranked 7th in MLB in "Sprint Speed" at 30.0 feet/second with Bobby Witt, Jr., leading the list at 30.5 ft/sec.
- His 31.3 feet/second on a ground out at ARI (4/13) was the fastest by any Cardinals player during the season.
- First two MLB RBIs came via sacrifice fly.
- Batted .081 (5-62) over his first 22 MLB games through August 5. Finished the season batting .253 (21-83) with 2 HR and 8 RBI over his final 31 games of the season.

AWARDS & HONORS

Rawlings Minor League Gold Glove - OF
2023: Peoria (High-A)/Springfield (AA)

Midwest League Post-Season All-Star
2023: Peoria (High-A)

SiriusXM All-Star Futures Game
2023: National League

**Baseball America Minor League All-Star
Second Team - Outfield**
2023: Peoria (High-A)/Springfield (AA)

Arizona Fall League Rising Star
2023: Scottsdale Scorpions

Florida State League Player of the Week
2022: Palm Beach (A) - August 22-28

CAREER MILESTONES

Major League Debut
March 28, 2024 at Los Angeles (NL)

First Major League Hit
March 31, 2024 at Los Angeles (NL)
(3rd inning, infield single, off Gavin Stone)

First Major League Home Run
August 6, 2024 vs. Tampa Bay
(2nd inning, 2-run, off Jeffrey Springs)

First Major League Stolen Base
March 28, 2024 at Los Angeles (NL)
(5th inning, second base, off Glasnow/Smith)

- Posted a career-high three hits vs. MIL (8/22).
- Hit his first Major League home run vs. TB (8/6), a go-ahead two-run home run off Jeffrey Springs, the eventual game-winning RBI.
- Was recalled for the Rickwood Field game in Birmingham, Ala., on June 20. Helped with the ceremonial first pitch from fellow Atlanta, Ga. native, 99-year old Bill Greason. Entered defensively in the game for the 9th inning playing left field in a 6-5 Cardinals win.
- Ranked 10th in the International League with 30 stolen bases despite playing in only 81 games.
- Had team-high 4 stolen bases in Spring Training and was co-leader with 10 runs scored in his 14 games.



2024 SEASON & CAREER HIGHS

Most Hits: 3, 8/22/24 vs. Milwaukee
Most Runs: 2, 3/31/24 at Los Angeles Dodgers
Most 2Bs: 1, 9x. Last: 9/1/24 at New York Yankees
Most HRs: 1, twice. Last: 8/25/24 at Minnesota
Most RBI: 2, twice. Last: 8/9/24 at Kansas City
Most SBs: 1, 5x. Last: 8/27/24 vs. San Diego
Most BBs: 1, 6x. Last: 8/31/24 at New York Yankees
Longest Hitting Streak: 6 games, 8/24-29/24

BACKGROUND/PERSONAL

- Two-sport athlete at McEachern High School in Powder Springs, Ga., as a three-time captain of the baseball team and also played basketball.
- Recognized as a Cobb County All-Star.
- Earned his degree from West Virginia during 2023 offseason.
- Played three seasons at West Virginia University (2020-22), where he was a three-time Academic All-Big 12 honoree and teammates with Cardinals No. 2024 first round draft pick, JJ Wetherholt.
- Among Cardinals with Major League connections to West Virginia University, joins former Cardinals infielder Scott Seabol (2005), infielder Jedd Gyorko (2016-19), 2006 draft pick RHP David Carpenter, Cardinals LHP Steve Kline (2001-04) and Memphis outfielder Darrell Whitmore (2000-01) who also served as the first Palm Beach Cardinals hitting coach (2003).
- Was 38-of-45 in stolen base attempts in 2022, ranking 6th in NCAA Division I and setting the Mountaineer single-season record.
- Swiped 62 bags over three seasons at West Virginia, 2nd-most in school history and the most since 1965.
- Both his father, Victor, and mother, Mary, ran track at Morris Brown College (Atlanta, Ga.) and his father is in their Hall of Fame.
- Hobbies include fishing and bowling.
- Worked at a bowling alley during an offseason and would bowl after hours, improving up to a score of 250.
- Learned fishing from Peoria Chiefs teammates Nathan Church, Jimmy Crooks, and Cooper Hjerpe.
- Nicknamed "Swiper" and "Man of Steal" by Tink Hence.
- Created and released an online music album entitled "Write my Wrongs" under the name "Argo."
- Was a fan of Andrew McCutchen and Starling Marte as a child. His father was Pirates fan from Pittsburgh, although Victor II grew up a Braves fan.
- Signed by TC Calhoun.
- Resides in Powder Springs, Ga.

SINGLE SEASON STOLEN BASES BY
CARDINALS MINOR LEAGUERS SINCE 1962

Cards	MiLB Rank	SB	Season
1.	Vince Coleman	145	1983 Macon (A)
2.	Chris Morris	111	2001 Peoria (A)
3.	Esix Snead	109	2000 Potomac (A+)
4.	Vince Coleman	101	1984 Louisville (AAA)
5.	Victor Scott II	94	2023 Peo. (A+)/Spfd. (AA)

SINGLE SEASON STOLEN BASES
BY MINOR LEAGUERS SINCE 1977

MiLB Rank	Organization	Season	SB
1.	Billy Hamilton	Reds	2012 155
2.	Vince Coleman	Cardinals	1983 145
3.	Donell Nixon	Mariners	1983 144
4.	Jeff Stone	Phillies	1981 123
5.	Alan Wiggins	Dodgers	1980 120
6.	Chris Morris	Cardinals	2001 111
	Marcus Lawton	Mets	1985 111
8.	Esix Snead	Cardinals	2000 109
9.	Otis Nixon	Yankees	1982 107
10.	Lenny Dykstra	Mets	1983 105
11.	Billy Hamilton	Reds	2011 103
12.	Donell Nixon	Mariners	1984 102
13.	Vince Coleman	Cardinals	1984 101
	Delino DeShields	Astros	2012 101
15.	Albert Hall	Braves	1980 100
16.	Ramon Sambo	Reds	1998 98
17.	Rafael Furcal	Braves	1999 96
18.	Rickey Henderson	Athletics	1977 95
19.	Victor Scott II	Cardinals	2023 94
	Chandler Simpson	Rays	2023 94

2023 MINOR LEAGUE HIT LEADERS

MiLB Rank	Hits	Organization(s)
1.	Thomas Saggese	170 Rangers/Cardinals
2.	Victor Scott II	166 Cardinals
3.	Elier Hernández	165 Rangers
4.	Ryan Bliss	164 Diamondbacks/Mariners
	Connor Norby	164 Orioles
6.	César Prieto	161 Orioles/Cardinals



MICHAEL SIANI

22

HT: 6-0 WT: 205 B/T: L/L BIRTH DATE: July 16, 1999 ML SERVICE: 1.033

(see-AH-nee)

FULL NAME: Michael Siani

BORN: Glenside, Pennsylvania

OPENING DAY AGE: 25 (Turns 26 on July 16)

BECAME A CARDINAL: Claimed off waivers from the Cincinnati Reds on September 2, 2023

CONTRACT STATUS: Signed through 2025

MLB DEBUT: September 22, 2022 vs. Milwaukee

OUTFIELDER

COMPLETE BATTING RECORD

Year	Team	AGE	G	AB	R	H	2B	3B	HR	RBI	BB	SO	SB	CS	HBP	SH	SF	AVG	OBP	SLG	OPS
2018	Greeneville (Rk)	18	46	184	24	53	6	3	2	13	16	35	6	4	3	0	2	.288	.351	.386	.737
2019	Dayton (A)	19	121	466	75	118	10	6	39	46	109	45	15	10	8	1		.253	.333	.339	.672
2020																					
DID NOT PLAY - NO MiLB SEASON																					
2021	Dayton (A+)	21	97	352	60	76	13	4	6	26	50	103	30	10	5	0	1	.216	.321	.327	.648
2022	Chattanooga (AA)	22	121	456	76	115	19	7	12	49	64	90	49	12	7	1	3	.252	.351	.404	.754
	Louisville (AAA)	22	8	36	6	9	0	0	2	6	1	5	3	0	0	0	1	.250	.263	.417	.680
	Cincinnati	22	9	24	1	4	0	0	0	0	0	7	0	1	0	0	0	.167	.167	.167	.333
2023	Louisville (AAA)	23	109	378	63	86	15	3	9	47	69	109	22	4	0	3	4	.228	.344	.355	.698
	Memphis (AAA)	23	10	31	6	7	2	0	0	1	7	8	1	0	1	0	0	.226	.385	.290	.675
	Cincinnati	23	3	0	1	0	0	0	0	0	1	0	0	1	0	0	0	--	1.000	--	--
	ST. LOUIS	23	5	5	0	0	0	0	0	0	0	1	1	0	0	0	0	.000	.000	.000	.000
2024	ST. LOUIS	24	124	298	42	68	7	2	2	20	21	92	20	3	3	+11	1	.228	.285	.285	.570
	Springfield (AA)#	24	4	10	1	1	0	0	0	0	5	2	1	1	0	0	0	.100	.400	.100	.500
Major League Totals			141	327	44	72	7	2	2	20	22	100	21	5	3	11	1	.220	.275	.272	.547
St. Louis Totals			129	303	42	68	7	2	2	20	21	93	21	3	3	11	1	.224	.280	.281	.561
Minor League Totals			516	1913	311	465	65	23	37	181	258	461	157	46	26	12	12	.243	.339	.359	.698

+ Led Majors

Injury Rehabilitation Assignment

Note: Major League Uniform Numbers Worn: 67 (2022), 38 (2023), 63 (2023-24)

REGULAR SEASON FIELDING RECORD

Position	PCT	G	PO	A	E	TC	DP
Outfielder	1.000	135	260	1	0	261	0

CAREER TRANSACTIONS

- Selected by the Cincinnati Reds in the fourth round (109th overall) of the 2018 MLB Draft.
- Claimed off waivers by the St. Louis Cardinals from the Cincinnati Reds on September 2, 2023.
- On St. Louis Cardinals Injured List (right oblique strain), August 4-31, 2024; included injury rehabilitation assignment to Springfield (AA).



2024 SEASON HIGHS

Most Hits: 2, 15x. Last: 9/6 vs. Seattle
Most Runs: 2, twice. Last: 7/20 at Atlanta
Most 2Bs: 1, 7x. Last: 9/17 vs. Pittsburgh
Most 3Bs: 1, twice. Last: 6/27 vs. Cincinnati
Most HRs: 1, twice. Last: 6/17 at Miami
Most RBI: 4, 5/20 vs. Baltimore
Most SBs: 2, twice. Last: 7/20 at Atlanta
Most BBs: 2, twice. Last: 9/27 at San Francisco
Longest Hitting Streak: 12 games, 7/20-8/2

CAREER HIGHS

Most Hits: 2, 16x. Last: 9/6/24 vs. Seattle
Most Runs: 2, twice. Last: 7/20/24 at Atlanta
Most 2Bs: 1, 7x. Last: 9/17/24 vs. Cincinnati
Most 3Bs: 1, twice. Last: 6/27/24 vs. Cincinnati
Most HRs: 1, twice. Last: 6/17/24 at Miami
Most RBI: 4, 5/20/24 vs. Baltimore
Most SBs: 2, twice. Last: 7/20/24 at Atlanta
Most BBs: 2, twice. Last: 9/27/24 at San Francisco
Longest Hitting Streak: 12 games, 7/20-8/2/24

CAREER NOTES

- Made the 2024 Cardinals Opening Day roster. Led the team in stolen bases (20) and sacrifice hits (11).
- Claimed off waivers from the Cincinnati Reds on September 2, 2023 and was assigned to Memphis (AAA).
- Debuted with St. Louis on Sept. 22, 2023 at San Diego and appeared in five games with the Cardinals.
- Played in 12 Major League games over two seasons (2022-23), before the Cardinals acquired him and was on the Major League roster for the entire 2024 season.
- Made his Major League debut on Sept. 22, 2022 vs. Milwaukee and registered his first hit on Sept. 27, 2022 at Pittsburgh, going 2-for-3 with both hits against RHP Mitch Keller.
- Was one of MLB three outfielders in 2024 with a qualifying 1.000 fielding percentage (Jackson Chourio & Aaron Judge). Joined Orlando Palmeiro (2003), Jon Jay (2012), and Curt Flood (1966) as Cardinals with qualifying perfect fielding percentages in the outfield.
- Twice stole 45+ bases in a season, leading the Midwest League with 45 in 2019 for Dayton and the Southern League with a 49 in 2022 while playing for Chattanooga.
- Set career highs in nearly every offensive category in 2022 and ranked among Reds minor league leaders in stolen bases (52, 1st), runs scored (82, 2nd), triples (7, 2nd), walks (65, 3rd), hits (124, T3rd), total bases (199, 4th), extra-base hits (40, T8th) and RBI (55, 9th).
- Was twice rated as the best defensive outfielder in the Reds organization.
- Opened the 2023 season with Louisville (AAA) rated as the No. 18 prospect and best defensive outfielder in the Cincinnati organization by *Baseball America*.
- In 2021, rated by *Baseball America* as the best athlete, best defensive outfielder and No. 10 prospect in the Cincinnati system.
- Ranked sixth among 2021 High-A Central players with 30 stolen bases.

AWARDS & HONORS

MiLB.com Organization All-Star
2019: Dayton (A)
2022: Chattanooga (AA)

Cincinnati Reds Community Service Award
2019: Dayton (A)

CAREER MILESTONES

Major League Debut
September 22, 2022 vs. Milwaukee

First Major League Hit
September 27, 2022 at Pittsburgh
(2nd inning, single, off Mitch Keller)

First Major League Home Run
May 20, 2024 vs. Baltimore
(4th inning, 3-run HR, off Dean Kremer)

First Major League Stolen Base
September 23, 2023 at San Diego

- Played in 14 games for the Surprise Saguaros in the 2021 Arizona Fall League, hitting .300 with three doubles, one home run, six RBI, 10 stolen bases and a .901 OPS.
- Spent the 2020 season at the Reds' alternate training site as part of the club's 60-player pool Summer Camp roster.
- Was featured on ESPN's Top 10 Plays of the Day on 7/30/19 with a leaping/diving catch vs. Bowling Green.
- Spent time on the 7-day Injured List from May 8-13, 2019 while with Dayton.
- Led all Appalachian League outfielders with a 1.000 fielding percentage in 120 total chances for Greeneville (Rookie).

SIAMI, MICHAEL



2024

NL Ranks: Sacrifice Bunts (11, 1st*), Bunt Hits (6, T-4th)

NL Rookie Ranks: Stolen Bases (20, 4th)

- Made the Cardinals Opening Day roster and remained there the entire season.
- Led MLB with 11 sacrifice bunts, most by a Cardinal since Adam Wainwright (14 in 2021) and most by a Cardinals position player since Placido Polanco (14 in 2001). Recorded 10 from Opening Day through July 31 and one the remainder of the season.
- Hit his first Major League home run on May 20 vs. Baltimore, a three-run shot off Dean Kremer. Totaled a career-high 4 RBI in the game.
- Led the Cardinals with 20 stolen bases (23 attempts). Ranked 25th among National League base thieves.
- Recorded two stolen bases twice; at MIA (6/19) and at ATL (7/20-G2).
- Ran off a 12-game hitting streak (7/20-8/2), 4th-longest among Cardinals players; 3rd-longest among Cardinals rookies (Winn 18, Pagés 13).
- Was one of three outfielders with a qualifying 1.000 fielding percentage (Jackson Chourio & Aaron Judge). Joined Orlando Palmeiro (2003), Jon Jay (2012), and Curt Flood (1966) as Cardinals with qualifying perfect fielding percentages in the outfield.
- Ranked 4th among MLB outfielders in Zone Rating (.955) trailing Daulton Varsho (.969), Jake Meyers (.961) and Pete Crow-Armstrong (.956).
- Ranked 5th in Major League Baseball with 16 Outs Above Average. Tied for 3rd in Runs Prevented with 16. *Baseball Savant*
- Led the Cardinals and National League with a .400 BA (16-40) from the All-Star Break to end of August. Only Vladimir Guerrero, Jr., posted a higher mark (.411) over that period in MLB.
- Hit safely in all six games vs. ATL (9-18) in 2024. His .500 BA and .526 OBP led all of MLB among players with 18 or more plate app.
- Recorded a sac bunt and sac fly vs. HOU (6/5) first Cardinals outfielder to do so since Vince Coleman (9/10/1988).
- Collected his first hit as a Cardinal with a triple vs. MIA (4/7), becoming the first Cardinals player to triple for his first hit since Lars Nootbaar (6/23/21 at DET).
- Missed 23 games with a right oblique strain (Aug. 4-31).

BACKGROUND/PERSONAL

- Graduated from William Penn Charter School in Philadelphia, where he was named the 2017-18 Gatorade Pennsylvania Baseball Player of the Year.
- Is first player to make it to MLB who received a scholarship established by current Angels broadcaster and former MLB pitcher Mark Gubicza, who also attended William Penn Charter School. Gubicza established the scholarship in memory of his late father in 1991, aimed at helping students from his Roxborough neighborhood pursue their dreams.
- Attended a leadership training program at the U.S. Military Academy at West Point after the 2018 season.
- Played on USA Baseball's gold medal team in 2017 at the 18U World Cup.
- Originally selected by Cincinnati in the 4th round of the 2018 MLB Draft.
- Earned the Cincinnati Reds Community Service Award in 2019.
- Huge fan of the Philadelphia Eagles and was on the sidelines at Lincoln Financial Field for their 2024 win over the Jacksonville Jaguars when Saquon Barkley did his backward leap over a defender.
- Younger brother, Sammy, was selected by Pittsburgh with the 37th overall pick in the 2019 MLB Draft and is an outfielder in the Pirates organization.
- Resides in Glenside, Pa.



CHANCE
SISCO

65

HT: 6-1 WT: 190 B/T: L/R BIRTH DATE: February 24, 1995 ML SERVICE: 3.009

FULL NAME: Chance Thomas Leo Sisco

BORN: Corona, California

OPENING DAY AGE: 30

BECAME A CARDINAL: Signed as a minor league free agent,
August 30, 2024

CONTRACT STATUS: Signed through 2025

MLB DEBUT: September 2, 2017 vs. Toronto

CATCHER (NON-ROSTER)

COMPLETE BATTING RECORD

Year	Team	AGE	G	AB	R	H	2B	3B	HR	RBI	BB	SO	SB	CS	HBP	SH	SF	AVG	OBP	SLG	OPS
2013	GCL Orioles	18	31	97	15	36	4	1	1	11	17	21	1	1	3	0	1	.371	.475	.464	.939
	Aberdeen (A-)	18	2	5	1	1	0	0	0	0	1	2	0	0	0	0	0	.200	.333	.200	.533
2014	Delmarva (A)	19	114	426	56	145	27	2	5	63	42	79	1	2	7	0	3	*.340	*.406	.448	.854
2015	Frederick (A+)	20	75	263	30	81	12	3	4	26	33	41	8	1	2	0	2	.308	.387	.422	.809
	Bowie (AA)	20	20	74	9	19	4	0	2	8	9	14	0	1	0	1	0	.257	.337	.392	.729
2016	Bowie (AA)	21	112	410	53	131	28	1	4	44	59	83	2	2	4	1	5	.320	*.406	.422	.828
	Norfolk (AAA)	21	4	16	4	4	0	0	2	7	2	5	0	0	0	0	0	.250	.333	.625	.958
2017	Norfolk (AAA)	22	97	344	47	92	23	0	7	47	32	99	2	2	8	0	4	.267	.340	.395	.736
	BALTIMORE	22	10	18	3	6	2	0	2	4	3	7	0	0	1	0	0	.333	.455	.778	1.232
2018	Norfolk (AAA)	23	38	128	22	31	5	0	3	12	16	36	0	0	5	0	2	.242	.344	.352	.696
	BALTIMORE	23	63	160	13	29	8	0	2	16	13	66	1	0	11	0	0	.181	.288	.269	.557
2019	Norfolk (AAA)	24	45	168	31	49	10	0	10	37	20	44	0	0	7	0	1	.292	.388	.530	.918
	BALTIMORE	24	59	167	29	35	7	0	8	20	22	61	0	1	9	0	0	.210	.333	.395	.729
2020	BALTIMORE	25	36	98	11	21	4	0	4	10	17	41	0	0	6	0	0	.214	.364	.378	.741
2021	Norfolk (AAA)	26	12	44	7	9	3	0	1	4	7	17	0	0	1	0	0	.205	.327	.341	.668
	Syracuse (AAA)	26	34	106	15	21	6	1	5	14	12	26	0	0	4	0	0	.198	.303	.415	.718
	BALTIMORE	26	23	65	4	10	2	0	0	3	6	18	0	0	2	0	0	.154	.247	.185	.431
	NEW YORK (NL)	26	5	9	1	1	1	0	0	1	1	3	0	0	0	0	0	.111	.200	.222	.422
2022	St. Paul (AAA)	27	10	31	4	6	2	0	1	3	5	10	0	0	0	0	1	.194	.297	.355	.652
2023	Long Island (Ind.)	28	31	95	24	29	6	0	11	33	26	18	0	0	4	0	1	.305	.468	.716	1.184
	Monclova (Mex.)	28	3	8	1	0	0	0	0	0	2	1	0	0	1	0	0	.000	.273	.000	.273
2024	Memphis (AAA)	29	7	23	2	5	0	0	1	5	1	11	0	0	2	0	0	.217	.308	.348	.656
	Long Island (Ind.)	29	65	222	42	58	15	2	16	45	31	69	0	0	18	0	2	.261	.392	.563	.955
Major League Totals			196	517	61	102	24	0	16	54	62	196	1	1	29	0	0	.197	.317	.337	.654
Minor League Totals			601	2135	296	630	124	8	46	281	256	488	14	9	43	2	19	.295	.379	.425	.804
Mexican League			3	8	1	0	0	0	0	0	2	1	0	0	1	0	0	.000	.273	.000	.273
Independent League Totals			96	317	66	87	21	2	27	78	57	87	0	0	22	0	3	.274	.416	.609	1.025

Note: Major League Uniform numbers Worn: 15 (2017-21), 77 (2021)

* Led League

SISCO, CHANCE



REGULAR SEASON FIELDING RECORD

Position	PCT	G	PO	A	E	TC	DP	PB	CS	ATT	PCT	P-OFF
Catcher	.992	168	1050	52	9	1111	5	6	28	107	26.2	3
First Base	---	1	0	0	0	0	0					

CAREER NOTES

- Signed by the Cardinals as a minor league free agent in August 2024 from the Long Island Ducks of the independent Atlantic League. Cardinals become his fifth Major League organization (Orioles, Mets, Mariners and Twins).
- Played two seasons in the Independent Leagues for Long Island (2023 & 2024) and three games for Monclava in the 2023 Mexican League.
- Led the 2023 Long Island squad in on-base percentage (.468) and OPS (1.184) and was 2nd in the league. Ranked 12th in the Atlantic League in OPS in 2024 (.955).
- Played in 196 Major League games during five Major League seasons with 191 games as a member of the Baltimore Orioles and five games with the New York Mets.
- Was on the Baltimore Opening Day roster in 2018, 2020 and 2021.
- Originally selected by the Baltimore Orioles out of Santiago (CA) High School in the second round of the 2013 draft.
- Former No. 1 prospect of the Baltimore Orioles by *Baseball America* in 2017. Rated as having the "Best Strike Zone Discipline" in the Orioles organization by *Baseball America's* Best Tools survey in 2014 and 2015.
- Two-time SiriusXM All-Star Futures Game Selection in 2016 (San Diego) and 2017 (Miami) for the United States team. Started and went 1-for-2 with a home run in 2016. Started and went 1-for-3 with a triple in 2017.
- Made his Major League debut with the Baltimore Orioles in 2017 against the Toronto Blue Jays.
- Recorded his first Major League hit off Masahiro Tanaka at NYY (9/14/2017) with a double, pinch-hitting for Manny Machado. Went 2-for-2 off the bench with his first Major League home run in his next at-bat, a solo home run off Giovanni Gallegos.
- Became the eighth catcher in Orioles history to record two hits off the bench, one of which was a home run, and the first since Chris Hoiles in 1997. Only the second cather with two extra base hits in that scenario; also Rick Dempsey in 1985.

CAREER HIGHS

Most Hits: 3, 6/28/19 vs. Cleveland
Most Runs: 3, 6/28/19 vs. Cleveland
Most 2Bs: 1, 24x. Last: 8/18/21 at San Francisco
Most HRs: 1, 16x. Last: 8/21/20 vs. Boston
Most RBI: 5, 6/28/19 vs. Cleveland
Most BBs: 3, 7/26/20 at Boston
Longest Hitting Streak: 4 games, 8/1-8/6/20

- Has hit 11-of-16 career home runs with his team tied or trailing.
- Posted a career-day at Cleveland on June 28, 2019, recording single-game highs with three hits, three runs and five RBI. His home run in the game reached Eutaw Street off Mike Clevinger.
- Had a career-high three runners caught stealing vs. CLE (4/21/18), marking the first Orioles catcher to do so since Matt Wieters in 2012.
- His first career MLB stolen base was a steal of home plate vs. TB (5/12/18-G1) as part of a double steal. It was the first time the Orioles had a catcher steal home for his first stolen base since 1974 and first Orioles player to steal home for his first since Cal Ripken, Jr., on May 31, 1982 vs. Texas.
- Led the Orioles with 11 hit by pitch in 2018 and ranked 11th in the American League.
- Has thrown out 26.2% (28 CS/107 SB ATT) of attempted base stealers over his MLB career.
- 2014 South Atlantic League Batting Champion as a 19-year old with a .340 average, shattering the Delmarva (A) franchise record set by Richie Paz at .320 in 1998.
- Played in seven postseason games for Bowie (AA) during the 2015 season as the Bay Sox won the Eastern League Championship.
- Played for Peoria in the 2015 Arizona Fall League. Batted .255 with four RBI over 16 games.

CAREER TRANSACTIONS

- Selected by the Baltimore Orioles in the second round (61st overall) of the 2013 Major League Baseball First-Year Player Draft.
- Claimed off waivers by the New York Mets, June 25, 2021.
- Signed by the Seattle Mariners as a free agent, March 16, 2022.
- Signed by the Minnesota Twins as a minor league free agent, April 7, 2022.
- Signed by the Minnesota Twins as a minor league free agent, January 5, 2023.
- Signed by the St. Louis Cardinals as a minor league free agent, August 30, 2024.



2024

- Began the season with the Long Island Ducks of the independent Atlantic League.
- Played in 65 games for the Ducks before he was signed as a minor league free agent by the Cardinals on August 30, and assigned to Memphis (AAA).
- Played his first game for the Redbirds vs. Iowa on August 31 and went 2-for-4 with a home run and five RBI while starting at catcher. His three-run home run in the 8th inning off Trey Wingenter gave Memphis the lead in an eventual 10-8 win.
- It was his first game played with an affiliated team since April 28, 2022, with St. Paul (Twins) vs. Nashville. The five RBI in a single game eclipsed the three RBI he had in 10 games with the Saints in 2022.
- Played in seven games for the Redbirds to finish the season and was flawless behind the plate in 37 total chances.
- Batted .375 in two-strike counts and .286 with runners in scoring position.

BACKGROUND/PERSONAL

- Graduated from Santiago (CA) High School. Switched from shortstop to catcher entering his senior year.
- Signed his college letter of intent to play baseball at the University of Oregon, but signed with the Orioles after being drafted in the 2nd round of the 2013 First Year Player Draft.
- Was the recipient of the Elrod Hendricks Community Service Award while playing for Bowie (AA) in 2016. The award is given annually to an Orioles minor league player who worked to better serve his community.
- Wore the name "Sisco Kid" with his No. 15 jersey as part of MLB Players Weekend in 2019.
- Resides in Sarasota, Fla., with his wife, Jordan, and their daughters Gigi and Jovie.

CAREER MILESTONES

Major League Debut

September 2, 2017 vs. Toronto

First Major League Hit

September 14, 2017 at New York (AL)
(7th inning, pinch-hit double, off Masahiro Tanaka)

First Major League Home Run

September 14, 2017 at New York (AL)
(9th inning, solo, off Giovanni Gallegos)

AWARDS & HONORS

SiriusXM All-Star Futures Game

2017: United States Team - Miami
2016: United States Team - San Diego

International League Mid-Season All-Star

2017: Norfolk (AAA)

International League Player of the Week

2017: Norfolk (AAA) - April 30-May 6

Baseball America Double-A All-Star

2016: Bowie (AA)

Eastern League Post-Season All-Star

2016: Bowie (AA)

Eastern League Mid-Season All-Star

2016: Bowie (AA)

Orioles Minor League Player of the Year

2016: Bowie (AA) & Norfolk (AAA)

Eastern League Champions

2015: Bowie (AA)

Baseball America High Class A All-Star

2015: Frederick (A)

Orioles Minor League Player of the Month

2014: Delmarva (A) - June

Baseball America Low Class A All-Star

2014: Delmarva (A)

South Atlantic League Post-Season All-Star

2014: Delmarva (A)

MiLB.com Organization All-Star

2017: Baltimore Orioles
2016: Baltimore Orioles
2015: Baltimore Orioles
2014: Baltimore Orioles



WADE STAUSS

71

HT: 6-2 WT: 220 B/T: R/R BIRTH DATE: APRIL 4, 1999 ML SERVICE: 0.000

(pronounced like "house")

FULL NAME: Wade Garrett Stauss

BORN: Wildwood, Missouri

OPENING DAY AGE: 25 (Turns 26 on April 4)

BECAME A CARDINAL: Signed by the Cardinals as a non-drafted free agent, July 22, 2021

CONTRACT STATUS: Signed through 2025

CATCHER (NON-ROSTER)

COMPLETE BATTING RECORD

Year	Team	AGE	G	AB	R	H	2B	3B	HR	RBI	BB	SO	SB	CS	HBP	SH	SF	AVG	OBP	SLG	OPS
2021	Palm Beach (A)	21	15	42	2	6	2	0	1	4	6	26	0	0	2	0	1	.143	.275	.262	.537
2022	Palm Beach (A)	22	29	87	4	17	2	0	1	5	10	45	0	0	9	2	0	.195	.340	.253	.593
	Peoria (A+)	22	25	64	11	13	2	0	2	5	11	28	1	1	7	2	0	.203	.378	.328	.706
2023	Peoria (A+)	23	1	4	1	2	0	0	0	0	0	0	0	0	0	0	0	.500	.500	.500	1.000
	Springfield (AA)	23	28	76	10	14	3	0	1	8	8	36	0	0	6	0	1	.184	.308	.263	.571
2024	Springfield (AAA)	24	13	30	5	5	2	0	0	3	6	13	0	0	4	1	0	.167	.375	.233	.608
	Memphis (AAA)	24	15	34	1	5	2	0	0	3	7	20	0	0	1	0	0	.147	.310	.206	.516
Minor League Totals			126	337	34	62	13	0	5	28	48	168	1	1	29	5	2	.184	.334	.267	.601

CAREER NOTES

- Invited to Major League Spring Training for the third straight season after being signed as a non-drafted free agent out of college.
- Has thrown out 19.8% (23 CS/116 SB ATT) of attempted base stealers in his minor league career.
- Posted his first career multi-home run game on 6/28/22 with High-A Peoria, compiling a career-high four RBI at Quad Cities.
- Threw out a career-high 42.9% (6 CS/14 SB ATT) of attempted base stealers in 2023 combined between High-A Peoria and Double-A Springfield.
- Has allowed one passed ball in each of the past two seasons.
- Named the 2021 Ohio Valley conference Tournament MVP, the first Redhawks player to earn the award since current Mets LHP Joey Lucchesi.

2024

- Played in 28 games combined between Double-A Springfield (13 games) and Triple-A Memphis (15 games).
- Opened the season with a four-game, on-base streak for Springfield from April 12-21, posting a .400 OBP with three walks and three runs scored in that span.
- Made his Triple-A debut May 15 with Memphis and drew a walk in his lone plate appearance vs. Gwinnett after entering the game in the 8th inning as a defensive replacement.
- Returned to Springfield on July 12 and played in three games before a promotion Aug. 6 back to Memphis, where he finished the season.
- Reached base safely in each of his final five games of the season beginning Aug. 29, going 4-for-13 (.308) with two doubles, three RBI, three walks, a run scored and a .900 OPS in that stretch.
- Went 3-for-4 (.750) with a double as a pinch hitter.



BACKGROUND/PERSONAL

- Graduated from Lafayette (MO) High School in the St. Louis suburb of Wildwood, Missouri, the same school that produced 2011 World Series MVP David Freese and 2006 National League MVP Ryan Howard.
- Played four years of college baseball at Southeast Missouri State University, which produced former Cardinals outfielder and current pro scout, Kerry Robinson.
- Hit a team-high 14 home runs for SEMO in 2021.
- Was named the 2021 Ohio Valley Conference Tournament MVP after batting .400 (6-15) with three home runs, two doubles and six RBI to lead the Redhawks to their fourth OVC Tournament title and automatic NCAA Regional berth to Oxford, Miss.

AWARDS & HONORS

Ohio Valley Conference Tournament MVP
2021: Southeast Missouri State University

- Played in two summer collegiate leagues, first with DeLand in the 2018 Florida Collegiate Summer League and with Madison in the 2019 Northwoods League.
- Limited to 11 games his sophomore season after a concussion.
- His younger brother, Ty, also plays on the SEMO baseball team.
- Resides in Chesterfield, Mo.



Catcher Wade Stauss on the Cardinals Complex fields in Jupiter during Spring Training, February 12, 2025.



MATT
SVANSON

49

HT: 6-4 WT: 245 B/T: R/R BIRTH DATE: January 31, 1999 ML SERVICE: 0.000

(SVON-suhn)

FULL NAME: Matthew Patrick Svanson

BORN: Lake Zurich, Illinois

OPENING DAY AGE: 26

BECAME A CARDINAL: Acquired from the Toronto Blue Jays in exchange for INF Paul DeJong and cash considerations, August 1, 2023

CONTRACT STATUS: Signed through 2025

RIGHT-HANDED PITCHER

COMPLETE RECORD

Year	Team	Age	W-L	ERA	G	GS	GF	HLD	SV	IP	H	R	ER	HR	HB	BB	SO	WHIP	BA	WP	SO%	BB%	BF
2021	Dunedin (A)	22	1-1	2.30	11	0	6	0	5	15.2	8	5	4	0	2	8	23	1.02	.143	2	34.8	12.1	66
2022	Dunedin (A)	23	5-5	4.37	15	9	5	0	0	59.2	61	35	29	8	3	20	60	1.36	.262	2	23.4	7.8	256
	Vancouver (A+)	23	3-0	3.57	13	0	1	0	0	22.2	21	10	9	2	2	3	23	1.06	.241	0	25.0	3.3	92
2023	Dunedin (A)	24	0-0	0.00	2	0	0	0	0	3.0	2	0	0	0	0	0	3	0.67	.182	0	27.3	0.0	11
	Vancouver (A+)	24	4-1	1.23	24	0	14	0	6	29.1	17	6	4	0	1	11	36	0.96	.165	3	31.3	9.6	115
	Springfield (AA)	24	2-0	3.00	15	0	8	0	5	21.0	18	10	7	0	3	5	25	1.10	.231	2	29.1	5.8	86
2024	Springfield (AA)	25	4-3	2.69	53	0	46	0	27	63.2	68	30	19	4	8	25	59	1.46	.272	2	20.8	8.8	283
Minor League Totals			19-10	3.01	133	9	80	0	43	215.0	195	96	72	14	19	72	229	1.24	.241	11	25.2	7.9	909

CAREER NOTES

- Acquired by the Cardinals from the Blue Jays at the 2023 Trade Deadline for INF Paul DeJong and cash considerations.
- Has converted 38 consecutive save opportunities since May 23, 2023. The first six as a member of the Blue Jays organization and 32 straight with the Cardinals.
- The 38 consecutive save streak currently ranks as the longest active in Minor League Baseball and T-3rd longest since MiLB records date back to 2005 (Brian Anderson, 41 & Mike James, 40).
- Led the 2024 Texas League with 27 saves and was 2nd in all of Minor League Baseball behind Wander Suero (39 saves) of the Astros organization with Sugar Land (AAA).
- His 27 saves in 2024 matched the Springfield Cardinals (AA) franchise record with Mark Worrell (2006) and Chris Perez (2007).
- Is six saves shy of the Cardinals minor league consecutive saves record held by Keith Butler with 38 (Quad Cities 5, Palm Beach 12, Springfield 21) from 2011-12.

AWARDS & HONORS

Texas League Post-season All-Star
2024: Springfield (AA)

Northwest League Post-season All-Star
2023: Vancouver (High-A)

New York-Penn League All-Star
2019: State College (SS-A)

- In his two seasons in the Cardinals organization is 6-3 with a 2.76 ERA and 32 saves in 68 relief appearances.
- Pitched for Glendale in the 2024 Arizona Fall League and was 0-1 with a 5.91 ERA over nine appearances with one save and 12.66 K/9 IP (10.2 IP/15 K).
- Has pitched in two perfect games and three no-hitters since high school and college.

CAREER TRANSACTIONS

- Selected by Toronto Blue Jays in the 13th round (392nd overall) of the 2021 Major League Baseball Draft.
- Acquired by the St. Louis Cardinals from the Toronto Blue Jays in exchange for INF Paul DeJong and cash considerations, August 1, 2023.



2024

- Pitched the entire season for Springfield (AA) making a career-high 53 appearances with 63.2 innings pitched and 59 strikeouts while compiling at 4-3 record with a 2.69 ERA.
- Led the Texas League with 27 saves in 27 opportunities, ranking 2nd in all of Minor League Baseball.
- Led the Texas League with 53 appearances and was 2nd in the Cardinals organization behind only Connor Thomas of Memphis (AAA) with 56.
- Ran off 17 consecutive scoreless appearances from June 29 through August 17, covered 19.0 innings allowing nine hits and five walks with 16 strikeouts while converting 12 saves.
- Held right-handed batters to a .247 BA (42-170, HR), while left-handed batters hit .342 (26-76, 3 HR).
- Made 15 appearances of four outs or more with nine of those a season-high 2.0 innings. Of his 15 four-out

BACKGROUND/PERSONAL

- Originally selected by the Toronto Blue Jays in the 13th round (392nd overall) of the 2021 MLB Draft.
- Graduated from Luke Zurich (Ill.) High School where he was a two-time All-North Suburban Conference and All-Area Northern Illinois selection. Threw two perfect games including his first varsity start in addition to two no-hitters.
- Played college baseball at Lehigh University in Bethlehem, Pa.
- Was a National Honor Society member and a Lehigh University legacy as the fifth member of his family to attend the institution.

CONSECUTIVE SUCCESSFUL SAVE OPP. ACTIVE LEADERS THROUGH 2024		
MiLB Rank	Saves	Season(s)
1. Matt Svanson	38	2023-24
2. Wander Suero	29	2024
3. Tommy McCollum	18	2023-2024
4. John Murphy	15	2023-24
5. Ray Kerr	13	2023-24

CONSECUTIVE SAVE OPPORTUNITIES CARDS MINOR LEAGUES (SINCE 2005)		
Cardinals Rank	Saves	Season(s)
1. Keith Butler	38	2011-12
2. Matt Svanson	32	2023-Present
3. Chris Perez	31	2007

- Named First Team All-Patriot League honors in 2021. Threw a season-high 8.0 innings in his final start in the Patriot League Tournament vs. Army (5/27/21), forcing a second game which Lehigh lost.
- Completed a no-hitter recording a three-inning save with teammate Peter Woltersdorf against St. Peters, March 28, 2018.
- Enjoys using Microsoft Excel.
- Grew up a fan of David "Big Papi" Ortiz.
- Resides in Tampa, Florida



Right-handed pitcher Matt Svanson pitches on the Cardinals complex backfields in Jupiter, February 12, 2025.

SVANSON, MATT



ZACK THOMPSON 57

HT: 6-2 WT: 205 B/T: L/L BIRTH DATE: October 28, 1997 ML SERVICE: 1.072

FULL NAME: Zachary David Thompson

BORN: Selma, Indiana

OPENING DAY AGE: 27

BECAME A CARDINAL: Selected in the first round (19th overall) of the 2019 MLB Draft

CONTRACT STATUS: Signed through 2025

MLB DEBUT: June 3, 2022 at Chicago Cubs

LEFT-HANDED PITCHER 

COMPLETE RECORD

Year	Team	Age	W-L	ERA	G	GS	GF	HLD	SV	IP	H	R	ER	HR	HB	BB	SO	WHIP	BA	WP	SO%	BB%	BF
2019	GCL Cardinals (Rk)	21	0-0	0.00	2	2	0	0	0	2.0	3	1	0	0	0	0	4	1.50	.300	0	40.0	0.0	10
	Palm Beach (A+)	21	0-0	4.05	11	0	2	2	0	13.1	16	6	6	0	3	4	19	1.50	.302	2	31.1	6.6	61
2021	Memphis (AAA)	23	2-10	7.06	22	19	2	0	2	93.0	114	76	73	18	6	57	82	1.84	.302	8	18.5	12.8	444
2022	Memphis (AAA)	24	2-3	4.73	19	10	0	2	0	53.1	44	32	28	6	4	21	67	1.22	.219	3	29.4	9.2	228
	ST. LOUIS	24	1-1	2.08	22	1	4	0	1	34.2	20	9	8	3	0	14	27	0.98	.164	1	19.9	10.3	136
2023	Memphis (AAA)	25	1-4	8.65	11	9	0	0	0	34.1	42	34	33	5	3	39	41	2.36	.311	1	22.9	21.8	179
	ST. LOUIS	25	5-7	4.48	25	9	1	1	0	66.1	69	35	33	8	2	25	72	1.42	.270	3	25.1	8.7	287
2024	Memphis (AAA)	26	4-6	4.40	21	20	0	0	0	90.0	68	46	44	10	6	56	108	1.38	.207	4	27.4	14.2	394
	ST. LOUIS	26	0-2	9.53	5	2	0	1	0	17.0	24	18	18	6	1	8	20	1.88	.324	0	24.1	9.6	83
Major League Totals			6-10	4.5	52	12	5	2	1	118.0	113	62	59	17	3	47	119	1.356	.250	4	23.5	9.3	506
Minor League Totals			9-23	5.79	86	60	4	4	2	286.0	287	195	184	39	22	177	321	1.622	.259	18	24.4	13.5	1316

Note: Major League Uniform Numbers Worn: 57 (2022-present)

WILD CARD SERIES RECORD

Year	Team	Age	W-L	ERA	G	GS	GF	HLD	SV	IP	H	R	ER	HR	HB	BB	SO	WHIP	BA	WP	SO%	BB%	BF
2022	STL vs. PHI																						

ON POSTSEASON ROSTER -- DID NOT PITCH

REGULAR SEASON FIELDING RECORD

Position	PCT	G	PO	A	E	TC	DP
Pitcher	1.000	52	8	11	0	19	1

CAREER TRANSACTIONS

- Selected by the Tampa Bay Rays in the 11th round (330th overall) of the 2016 MLB Draft, but did not sign.
- Selected by the St. Louis Cardinals in the first round (19th overall) of the 2019 MLB Draft.



2024 SEASON HIGHS

Most IP (Starter): 5.1, 3/29 at Los Angeles Dodgers
Most IP (Relief): 3.1, 4/10 vs. Philadelphia
Most Strikeouts (Starter): 5, 4/3 at San Diego
Most Strikeouts (Relief): 6, 4/10 vs. Philadelphia
Most Walks (Starter): 4, 4/3 at San Diego
Most Walks (Relief): 1, twice. Last: 4/23 vs. Arizona
Most Runs Allowed (Starter): 5, 3/29 at Los Angeles Dodgers
Most Runs Allowed (Relief): 7, 4/23 vs. Arizona
Most ER Allowed (Starter): 5, 3/29 at Los Angeles Dodgers
Most ER Allowed (Relief): 7, 4/23 vs. Arizona
Most Hits Allowed (Starter): 6, 3/29 at Los Angeles Dodgers
Most Hits Allowed (Relief): 7, 4/23 vs. Arizona
Most HRs Allowed: 3, 3/29 at Los Angeles Dodgers
Longest Winning Streak: n/a
Longest Losing Streak: 2 games, 3/29-present
Longest Scoreless Streak: 4.1 IP, 4/3-10
Pitches Thrown: 92, 4/23 at San Diego

CAREER HIGHS

Most IP (Starter): 7.0, 9/3/23 vs. Pittsburgh
Most IP (Relief): 4.0, twice. Last: 8/11/23 at Kansas City
Most Strikeouts (Starter): 8, 8/6/23 vs. Colorado
Most Strikeouts (Relief): 6, 4/10/24 vs. Philadelphia
Most Walks (Starter): 4, twice. Last: 4/3/24 at San Diego
Most Walks (Relief): 2, 3x. Last: 7/22/23 at Chicago Cubs
Most Runs Allowed (Starter): 5, twice. Last: 3/29/24 at Los Angeles Dodgers
Most Runs Allowed (Relief): 7, 4/23/24 vs. Arizona
Most ER Allowed (Starter): 5, twice. Last: 3/29/24 at Los Angeles Dodgers
Most ER Allowed (Relief): 7, 4/23/24 vs. Arizona
Most Hits Allowed (Starter): 7, twice. Last: 9/3/23 vs. Pittsburgh
Most Hits Allowed (Relief): 7, 4/23/24 vs. Arizona
Most HRs Allowed: 3, 3/29/24 at Los Angeles Dodgers
Longest Winning Streak: 3 games, 8/23-9/9/23
Longest Losing Streak: 4 games, 9/15/23-present
Longest Scoreless Streak: 11.0 IP, 7/1-9/9/22
Pitches Thrown: 98, 9/9/23 at Cincinnati

CAREER NOTES

- First round selection in 2019 out of the University of Kentucky. Has made the Cardinals Opening Day roster in each of the past two seasons (2023-24).
- Made his Major League debut at the Chicago Cubs on June 3, 2022, and was added to the postseason roster for the Wild Card Series, but did not appear in either of the games vs. Philadelphia.
- Became the first Cardinal to wear uniform No. 57 since the death of pitcher Darryl Kile, 6/22/02, in Chicago, Ill.
- In his MLB debut, became the 8th pitcher in MLB history to qualify for a 4.0-inning save and first since Bob Stanley (4.0 IP) for Boston 4/16/77. The last Cardinal was Billy Muffett (4.0 IP) vs. Philadelphia on 8/3/1957.
- Struck out six batters in relief on April 10, 2024 vs. Philadelphia, most by a Cardinals reliever since Jake Woodford (6) on May 29, 2021 at Arizona.
- Pitched for the Glendale Desert Dogs in the 2021 Arizona Fall League. Went 3-0 with a 1.56 ERA (17.1 IP), one save, and 22 strikeouts in nine games.
- Ranked among 2021 AFL leaders in wins (T-2nd), ERA (3rd), strikeouts (7th), walks (15, T-4th) and was selected to pitch in the annual Fall Stars Game, allowing one run with one strikeout in one inning.
- Pitched the 2020 COVID-19 shortened season at the Alternate Training Site in Springfield, Mo., but was never called to the Majors.
- Previously rated as having the “Best Curveball” in the Cardinals organization in 2021 by *Baseball America*.

AWARDS & HONORS

Arizona Fall League Rising Star
2021: Glendale Desert Dogs

CAREER MILESTONES

Major League Debut
June 3, 2022 at Chicago Cubs

First Major League Win
June 21, 2022 at Milwaukee

First Major League Strikeout
June 3, 2022 at Chicago Cubs
(7th inning, Christopher Morel, swinging)

First Major League Save
June 3, 2022 at Chicago Cubs

THOMPSON, ZACK



2024

- Opened the season on the roster of the Major League team for the second straight season. Was the No. 2 pitcher in the starting rotation in season-opening series at LA Dodgers.
- Made his 2024 season debut at LAD (3/29) in the second game of the season. Surrendered a lead-off home run to Mookie Betts to begin the game, one of his career-high three longballs allowed in the game; two to Teoscar Hernandez. Struck out Chris Taylor for his 100th career strikeout in the 2nd inning.
- Made two starts during the first road trip then was moved to the bullpen as Sonny Gray was activated off the Injured List. Appeared in three games in relief and was optioned to Memphis (AAA) on April 24 where he remained for the remainder of the season.
- Was 0-2 with a 6.97 ERA in two starts and 0-0 with a 13.50 ERA in three relief appearances with St. Louis.
- Struck out six batters in a relief app. vs. PHI (4/10), most by a Cardinals reliever in 2024 and most since 2021 (Jake Woodford, 6 K at ARI, 5/28/21).
- Allowed a career-high seven runs in a relief appearance vs. ARI (4/23) over 2.2 innings. Most by a Cardinals reliever ins 2024 and since James Naile allowed eight over 1.1 IP at MIA (7/4/23); most by a southpaw since Mike Maroth at PIT (8/1/2007) with seven over 1.2 IP.
- Was 4-6 with a 4.40 ERA over 20 starts (21 app.) at Memphis. Struck out 108 batters over 90.0 innings, his most strikeouts in any full season.
- Had an outstanding reverse split, holding RH batters to a .161 BA (36-223) and a .560 OPS.
- Was 0-3 with a 5.29 ERA with 28 walks opposing 43 strikeouts against the ABS (Automated Ball & Strikes), and 4-3 with a 3.81 ERA walking 28 opposing 65 strikeouts with human umpires.

BACKGROUND/PERSONAL

- Graduated from Wapahani High School in Selma, Ind., the same high school as former Cardinals outfielder Jeremy Hazelbaker.
- Posted a 23-2 record with an 0.98 ERA (185.2 IP), going undefeated during his sophomore (13-0) and junior (6-0) seasons.
- Named Indiana All-State three consecutive years from his sophomore to senior seasons.
- Originally selected by Tampa Bay in the 11th round of the 2019 June, First-Year Player Draft, but did not sign to attend the University of Kentucky.
- Pitched three seasons for the Wildcats (2017-19), going 6-5 with a 3.20 ERA (196.2 IP) and 268 strikeouts.
- Was one of four players named "Zach" or "Zack" on the Kentucky roster in 2017. All four made it on a Major League roster (Zach Logue-OAK/DET; Zach Pop, MIA/TOR; Zach Reks-LAD/TEX)
- Was 6-1 with a 2.40 ERA and 130 strikeouts in 90.0 innings his junior season. Ranked 5th in NCAA Division I in strikeouts and 11th in strikeouts/9 IP (11.00).

OPPONENT BATTING AVERAGE
2022 NATIONAL LEAGUE LEADERS

NL Rank	Team	(H-AB) BA
1. Ryan Helsley	STL	(28-219) .128
2. Alexis Diaz	CIN	(28-213) .131
3. Yency Almonte	LAD	(18-120) .150
4. Devin Williams	MIL	(31-205) .151
5. Evan Phillips	LAD	(33-213) .155
6. Edwin Diaz	NYM	(34-213) .160
7. Daniel Bard	COL	(35-216) .162
8. Zack Thompson	STL	(20-122) .164
9. Tony Gonsolin	LAD	(79-458) .172
10. Tyler Matzek	ATL	(26-150) .173
David Robertson	CHI-PHI	(39-225) .173

**Minimum 130 Total Batters Faced*

4.0+ INNING SAVE IN MLB DEBUT

Pitcher	Team	Opp	IP	Date (DH gm)
Keaton Winn	SF	STL	4.0	6/13/2023
Zack Thompson	STL	CHI	4.0	6/3/2022
Bob Stanley	BOS	CLE	4.0	4/16/1977
Joe Moeller	LAD	CIN	4.0	4/12/1962
Billy Muffett	STL	PHI	4.0	8/3/1957
Al Gettel	NYN	WSH	4.0	4/20/1945
Ralph Judd	WSH	PHA	4.0	10/2/1927
Claude Jonnard	NYG	PHI	4.0	10/1/1921 ⁽²⁾
Alex Lindstrom	PHA	BOS	4.0	10/3/1916 ⁽¹⁾

**Save did not become an official stat until 1969*

- His 130 strikeouts during his junior season were the most by a left-handed pitcher in school history, breaking James Paxton's mark.
- Pitched for Brewster in the 2018 Cape Cod League. Was teammates with Michael Massey (KC), Reid Detmers (LAA), Bobby Miller (LAD), Chris Murphy (BOS) and Dominic Canzone (SEA).
- Pitched for the 2018 USA Baseball Collegiate National Team that went 12-3 overall in three series against Chinese Taipei, Japan and Cuba.
- 2019 Dick Howser Trophy Semi-Finalist, Golden Spikes Award Semi-Finalist, 2nd Team All-Southeastern Conference, 3rd Team All-American by *Baseball America* and *Rawlings/ABCA*.
- In 2019, became the 4th-highest draft pick and the 6th first round pick in Kentucky baseball history, joining Evan White (2017), Alex Meyer (2011), Joe Blanton (2002), Chad Green (1996) and Everett Murray (1975).
- Married his wife Gabby in October 2023 with a honeymoon in Italy. Gabby was a two-time First-Team SEC volleyball libero at the University of Kentucky and member of the 2020 National Champion squad. She is the daughter of former Atlanta Falcons linebacker Buddy Curry.
- Signed by Jason Bryans.
- Resides in Sarasota, Fla.



BRYAN
TORRES

89

HT: 5-9 WT: 180 B/T: L/R BIRTH DATE: July 2, 1997 ML SERVICE: 0.000

FULL NAME: Bryan Torres

BORN: Caguas, Puerto Rico

OPENING DAY AGE: 27 (Turns 28 on July 2)

BECAME A CARDINAL: Signed as a minor league free agent,
September 21, 2023

CONTRACT STATUS: Signed through 2025

INFILDER/OUTFIELDER (NON-ROSTER) 

COMPLETE BATTING RECORD

Year	Team	AGE	G	AB	R	H	2B	3B	HR	RBI	BB	SO	SB	CS	HBP	SH	SF	AVG	OBP	SLG	OPS
2015	DSL Brewers (Rk)	17	8	28	4	7	0	1	0	4	4	2	2	0	0	0	0	.250	.344	.321	.665
2016	DSL Brewers (Rk)	18	49	143	23	36	2	4	0	10	19	14	8	3	2	1	0	.252	.348	.322	.669
2017	DSL Indians/Brewers	19	44	136	22	40	6	1	1	13	18	6	6	5	1	2	1	.294	.378	.375	.753
2018	Helena (Rk)	20	37	126	12	35	6	1	1	16	6	16	4	5	0	3	0	.278	.311	.365	.676
	AZL Brewers	20	2	4	3	2	0	0	0	2	2	1	0	1	0	0	0	.500	.667	.500	1.167
2019	Rocky Mountain (Rk)	21	67	233	37	66	13	2	0	27	30	30	21	6	5	0	3	.283	.373	.356	.729
2020	DID NOT PLAY - NO MiLB SEASON																				
2021	Richmond (AA)	23	43	132	18	37	7	1	0	9	7	31	6	3	2	0	3	.280	.319	.349	.668
2022	Milwaukee (Ind.)	24	93	372	73	*139	26	4	3	56	40	46	22	7	3	2	3	*.374	.435	.489	.925
2023	Milwaukee (Ind.)	25	91	359	*94	133	24	2	11	67	64	54	*71	11	3	2	5	*.371	.464	*.540	1.004
2024	Springfield (AA)	26	120	447	79	*148	28	2	2	56	69	75	33	10	1	6	5	*.331	*.418	.416	.834
Minor League Totals		370	1249	198	372	62	12	4	137	155	175	80	33	11	12	12	.298	.377	.376	.753	
Independent League Totals		184	731	167	272	50	6	14	123	104	100	93	18	6	4	8	.372	.450	.514	.964	

*Led League

CAREER NOTES

- Signed by the Cardinals as a minor league free agent in September 2023. Originally signed by the Milwaukee Brewers as a minor league free agent and was taken by the Giants in the 2019 Triple-A phase of the Rule 5 Draft.
- Named Puerto Rican Winter League MVP for the 2023-24 season and was named All-Star & Gold Glove winner in 2024-25 Puerto Rican Winter League.
- 2024 Texas League Batting Champion with a .331 average. Also led the Texas League with a career-high 148 hits.
- Established Springfield single-season batting mark (.331).
- Cardinals Minor League Player of the Month, August 2024.
- Texas League Player of the Month in August 2024.
- Baseball America 2023 Independent/Partner League Player of the Year.
- Starting second baseman American Association East Division All-Star team in 2022 and 2023.
- Honored as the 2023 American Association All-Star Game MVP going 2-for-4 with an RBI and a stolen base.

AWARDS & HONORS

Cardinals Minor League Player of the Month
2024: Springfield (AA) - August

Texas League Player of the Month
2024: Springfield (AA) - August

Texas League Player of the Week
2024: Springfield (AA) - August 12-18

Puerto Rican Winter League MVP
2024: Gigantes de Carolina

- Led the American Association with a career-high 71 stolen bases in 2023.
- Back-to-back Independent League Batting Champion for the Milwaukee Milkmen in 2022 and 2023. Posted a career batting average of .372 over two seasons (2022-23).

**2024**

- Played his first season in the Cardinals organization and spent the entire season in Springfield (AA) playing in a career-high 120 games.
- Started 78 games in centerfield, 27 at second base, three in left field and one in right field.
- Led the 2024 Texas League with a .331 batting average, 148 hits and a .418 on-base percentage. His 148 hits led all Cardinals minor league players.
- Ran off on-base streaks of 23 games (4/5-5/9), 20 games (6/20-7/14) and 17 games (5/14-6/5). His 23-game stretch began on Opening Day and ranked as 9th-longest in the Texas League.
- Posted a career-high two five-hit games at Frisco (8/14) and vs. NW Arkansas (9/6). Scored a career-high four runs vs. Wichita (7/13).

BACKGROUND/PERSONAL

- Attended Academia Cristiana Elohim in Caguas, Puerto Rico.
- Signing scout was Manolo Hernández (Milwaukee).
- Resides in Caguas, Puerto Rico.

CAREER TRANSACTIONS

- Signed by Milwaukee Brewers as a non-drafted free agent, July 15, 2015.
- Selected by the San Francisco Giants from the Milwaukee Brewers in the Triple-A phase of the Rule 5 Draft, December 12, 2019.
- Signed by St. Louis Cardinals as a minor league free agent, September 21, 2023.



Bryan Torres bats vs. the Houston Astros during Spring Training, February 23, 2025 at Roger Dean Chevrolet Stadium.



RYAN
VILADE

70

HT: 6-2 WT: 235 B/T: R/R BIRTH DATE: February 18, 1999 ML SERVICE: 0.051

(vill-AID)

FULL NAME: Ryan James Vilade

BORN: Grapevine, Texas

OPENING DAY AGE: 26

BECAME A CARDINAL: Signed as a minor league free agent, November 28, 2024

CONTRACT STATUS: Signed through 2025

MLB DEBUT: September 18, 2021 at Washington

INFIELD/OUTFIELD (NON-ROSTER) 

COMPLETE BATTING RECORD

Year	Team	AGE	G	AB	R	H	2B	3B	HR	RBI	BB	SO	SB	CS	HBP	SH	SF	AVG	OBP	SLG	OPS
2017	Grand Junction (R)	18	33	117	23	36	3	2	5	21	27	31	5	5	1	0	1	.308	.438	.496	.934
2018	Asheville (A)	19	124	457	77	125	20	4	5	44	49	96	17	13	9	13	4	.274	.353	.368	.720
2019	Lancaster (A+)	20	128	509	92	154	27	+10	12	71	56	95	24	7	3	6	13	.303	.367	.466	.832
2020		21	DID NOT PLAY -- ROCKIES ALTERNATE TRAINING SITE																		
2021	Albuquerque (AAA)	22	117	468	82	133	28	5	7	44	38	92	12	5	4	2	6	.284	.339	.410	.749
	COLORADO	22	3	6	0	0	0	0	0	0	1	1	0	0	0	0	0	.000	.143	.000	.143
2022	Albuquerque (AAA)	23	99	369	64	92	15	4	5	38	52	69	10	6	4	1	4	.249	.345	.352	.697
	AZL Rockies (R)	23	3	10	3	3	1	0	1	3	1	3	1	1	0	0	0	.300	.364	.700	1.064
2023	Indianapolis (AAA)	24	122	440	64	119	23	4	6	56	64	127	7	4	6	0	1	.270	.370	.382	.752
2024	Toledo (AAA)	25	108	392	47	109	24	2	13	64	39	108	20	7	5	0	6	.278	.346	.449	.795
	DETROIT	25	17	45	5	8	0	0	1	5	2	12	0	0	0	1	1	.178	.208	.244	.452
Major League Totals			20	51	5	8	0	0	1	5	3	13	0	0	0	1	1	.157	.200	.216	.416
Minor League Totals			734	2762	452	771	141	31	54	341	326	621	96	48	32	22	35	.279	.358	.411	.769

Note: Major League Uniform numbers Worn: 31 (2021), 50 (2024)

+ Tied for League Lead

REGULAR SEASON FIELDING RECORD

Position	PCT	G	PO	A	E	TC	DP
First Base	1.000	1	2	0	0	2	0
Outfielder	1.000	18	33	0	0	33	0

CAREER TRANSACTIONS

- Selected by the Colorado Rockies in the second round (48th overall) of the June, 2017 First-Year Player Draft.
- Claimed off waivers by the Pittsburgh Pirates from the Colorado Rockies, November 9, 2022.
- Signed by Detroit Tigers as a minor league free agent, November 21, 2023.
- Signed by St. Louis Cardinals as a minor league free agent, November 28, 2024.

VILADE, RYAN



2024 SEASON HIGHS

Most Hits: 2, 3x. Last: 7/14 vs. Los Angeles Dodgers
Most Runs: 2, 7/13 vs. Los Angeles Dodgers
Most HRs: 1, 7/13 vs. Los Angeles Dodgers
Most RBI: 3, 5/7 at Cleveland
Most BBs: 1, twice. Last: 7/12 vs. Los Angeles Dodgers
Longest Hitting Streak: 3 games, 7/12-14

CAREER HIGHS

Most Hits: 2, 3x. Last: 7/14/24 vs. Los Angeles Dodgers
Most Runs: 2, 7/13/24 vs. Los Angeles Dodgers
Most HRs: 1, 7/13/24 vs. Los Angeles Dodgers
Most RBI: 3, 5/7/24 vs. Cleveland
Most BBs: 1, 3x. Last: 7/12/24 vs. Los Angeles Dodgers
Longest Hitting Streak: 3 games, 7/12-14/24

CAREER NOTES

- Signed by the Cardinals as a minor league free agent with an invitation to Major League Spring Training, Nov. 2024.
- Played six different position in the Tigers organization in 2024 (1B, 2B, 3B, LF, CF, RF) while at Toledo (AAA).
- Made his MLB debut with the Rockies on Sept. 18, 2021, starting in left field vs. Washington at Nationals Park. Appeared in his next MLB game with the Tigers on May 7, 2024.
- Has played 20 Major League games during the 2021 and 2024 seasons for the Rockies (3) and Tigers (17).
- Was 0-for-7 over three games in his Major League debut with the Rockies in 2021. Made the Majors again three years later with the Tigers and played in 17 games recording his first Major League hit, RBI and home run.
- Had a right quadriceps inflammation injury (6/25-7/30) while with Albuquerque (AAA) in 2022, required a rehab assignment to the Arizona Summer League Rockies.
- Played in 2021 All-Star Futures Game for the United States at Coors Field. Started as the designated hitter for Team USA and went 0-for-2 in the game.
- 2021 California League Postseason All-Star, leading the league with 327 total bases and tying for first with 10 triples.
- Played for Salt River in the 2021 Arizona Fall League. Batted .253 with 12 RBI and a .344 on-base percentage.

2024

- Signed by the Tigers as a minor league free agent, November 21, 2023. Began the season in Toledo (AAA) and made it to the Major League roster on May 7, a span of 957 days between MLB games, last playing on Sept. 23, 2021 with the Rockies.
- Was 2-for-3 with his first Major League hits and established his career-high with three RBI vs. CLE (5/7). First hit was an RBI single off Pedro Avila.
- Hit his first Major League home run vs. LAD (7/13) at Comerica Park off Justin Wroblewski, a solo home run in the 5th inning as the Tigers rallied with seven runs over the final two innings for an 11-9 walk-off win in 10 innings.
- Started games in left and right field and appeared at all three outfield positions and first base in Detroit, posting a perfect 1.000 fielding pct. over 35 total chances and 128.1 innings.

BACKGROUND/PERSONAL

- Originally selected by Colorado in the 2nd round of the 2017 MLB Draft.
- Grew up around Dr. Pepper Ballpark in Frisco, Texas, working as a batboy. Practiced with several Rangers minor league players including then 19-year old SS Elvis Andrus.
- Graduated from Stillwater (Okla.) High School after his first three years at Frisco (Texas) High School.

CAREER MILESTONES

Major League Debut

September 18, 2021 at Washington

First Major League Hit

May 7, 2024 at Cleveland
(3rd inning, single, off Pedro Avila)

First Major League Home Run

July 13, 2024 vs. Los Angeles (NL)
(5th inning, solo, off Justin Wroblewski)

AWARDS & HONORS

All-Star Futures Game (Colorado)

2021: Albuquerque (AAA) - United States

California League Postseason All-Star

2019: Lancaster (A)

California League Player of the Week

2019: Lancaster (A) - July 29-Aug. 4

California League Player of the Month

2019: Lancaster (A) - August

MiLB.com Organization All-Star

2019: Colorado Rockies

Pioneer League Mid-Season All-Star

2017: Grand Junction (R)

- Named 2017 Gatorade Player of the Year as a senior for Oklahoma batting .410 with 7 HR and 34 RBI.
- Won a Silver Medal as an 15-year old for Team USA and topped it with a Gold for the 18-under squad in 2017.
- Won the Under Armour All-America Game Home Run Derby at Wrigley Field beating out current Major League players Jo Adell and Hunter Greene.
- His father, James, coached in the Texas Rangers organization and was an assistant coach for the Oklahoma State baseball team under Josh Holliday, brother of former Cardinals outfielder, Matt Holliday. James also played college baseball at Baylor University.
- Assists with the Keeper of The Game Foundation, founded by his father. The organization supports children with special needs and disabilities to share the game of baseball
- Resides in Frisco, Texas.



JORDAN
WALKER

18

HT: 6-6 WT: 270 B/T: R/R BIRTH DATE: May 22, 2002 ML SERVICE: 1.044

FULL NAME: Jordan Alexander Walker

BORN: Stone Mountain, Georgia

OPENING DAY AGE: 22 (Turns 23 on May 22)

BECAME A CARDINAL: Selected in the first round (21st overall) of the 2020 MLB Draft

CONTRACT STATUS: Signed through 2025

MLB DEBUT: March 30, 2023 vs. Toronto

OUTFIELDER 

COMPLETE BATTING RECORD

Year	Team	AGE	G	AB	R	H	2B	3B	HR	RBI	BB	SO	SB	CS	HBP	SH	SF	AVG	OBP	SLG	OPS
2020		18	DID NOT PLAY - ALTERNATE TRAINING SITE ONLY																		
2021	Palm Beach (A)	19	27	99	24	37	11	1	6	21	18	21	1	0	3	0	2	.374	.475	.687	1.162
	Peoria (A+)	19	55	226	39	66	14	3	8	27	15	66	13	2	3	0	0	.292	.344	.487	.831
2022	Springfield (AA)	20	119	461	*100	141	31	3	19	68	58	116	22	5	9	0	8	.306	.388	.510	.898
2023	ST. LOUIS	21	117	420	51	116	19	2	16	51	37	104	7	4	6	0	2	.276	.342	.445	.787
	Memphis (AAA)	21	29	113	14	27	6	0	4	16	16	32	4	0	4	0	2	.239	.348	.398	.746
2024	ST. LOUIS	22	51	164	16	33	10	1	5	20	10	50	1	0	2	0	2	.201	.253	.366	.619
	Memphis (AAA)	22	84	342	37	90	23	3	9	37	31	73	4	3	2	0	2	.263	.326	.427	.753
Major League Totals			168	584	67	149	29	3	21	71	47	154	8	4	8	0	4	.255	.317	.423	.740
Minor League Totals			314	1241	214	361	85	10	46	169	138	308	44	10	21	0	14	.291	.368	.487	.855

* Led League

Note: Major League Uniform Numbers Worn: 18 (2023-present)

REGULAR SEASON FIELDING RECORD

Position	PCT	G	PO	A	E	TC	DP
Outfield	.978	158	252	10	6	268	1

2024 SEASON HIGHS

Most Hits: 5, 9/1 at New York Yankees
Most Runs: 4, 9/1 at New York Yankees
Most 2Bs: 2, 9/26 at Colorado
Most 3Bs: 1, 4/13 at Arizona
Most HRs: 1, 5x. Last: 9/21 vs. Cleveland
Most RBIs: 3, twice. Last: 9/18 vs. Pittsburgh
Most BBs: 1, 10x. Last: 9/21 vs. Cleveland
Most SBs: 1, 9/1 at New York Yankees
Longest Hitting Streak: 5 games, 9/14-9/18

CAREER HIGHS

Most Hits: 5, 9/1/24 at New York Yankees
Most Runs: 4, 9/1/24 at New York Yankees
Most 2Bs: 2, twice. Last: 9/26/24 at Colorado
Most 3Bs: 1, 3x. Last: 4/13/24 at Arizona
Most HRs: 1, 21 times. Last: 9/21/24 vs. Cleveland
Most RBIs: 3, 4x. Last: 9/18/24 vs. Pittsburgh
Most BBs: 2, five times. Last: 9/21/23 vs. Milwaukee
Most SBs: 1, eight times. Last: 9/1/24 at New York Yankees
Longest Hitting Streak: 17 games, 6/6-6/29/23
Multi-HR Games: n/a
Lead-Off HR: n/a
Pinch-Hit HR: n/a
Grand Slams: n/a
Game-Ending HR: n/a
Extra-Inning HR: n/a

WALKER, JORDAN

**CAREER MILESTONES****Major League Debut**

March 30, 2023 vs. Toronto

First Major League HitMarch 30, 2023 vs. Toronto
(2nd inning, single, off Alek Manoah)**First Major League Home Run**April 5, 2023 vs. Atlanta
(7th inning, solo, off Michael Tonkin)**First Major League Stolen Base**

April 1, 2023 vs. Toronto

**CAREER HOME RUNS BY A CARDINAL
BEFORE TURNING AGE 23**

Cardinals Rank	Home Runs	Seasons
1. Albert Pujols	71	2001-02
2. Joe Medwick	38	1932-34
3. Ted Simmons	26	1968-72
4. Curt Flood	25	1958-60
5. Stan Musial	24	1941-43
6. Dylan Carlson	21	2020-21
Jordan Walker	21	2023-24

CARDINALS ROOKIES IN AGE 21 SEASON

Cardinals Rank	Home Runs	Season
1. Albert Pujols	37	2001
2. Joe Medwick	18	1933
3. Jordan Walker	16	2023

Cardinals Rank	Slugging Pct.	Season
1. Albert Pujols	.610	2001
2. Stan Musial	.490	1942
3. Jordan Walker	.445	2023

Cardinals Rank	Batting Avg.	Season
1. Albert Pujols	.329	2001
2. Stan Musial	.315	1942
3. Jordan Walker	.276	2023

Cardinals Rank	OBP	Season
1. Albert Pujols	.403	2001
2. Stan Musial	.397	1942
3. Jordan Walker	.342	2023

Cardinals Rank	OPS	Season
1. Albert Pujols	1.013	2001
2. Stan Musial	.888	1942
3. Jordan Walker	.787	2023

Cardinals Rank	Extra-Base Hits	Season
1. Albert Pujols	88	2001
2. Stan Musial	52	1942
3. Jordan Walker	37	2023

CAREER NOTES

- Was the first player born in the year 2002 to debut in Major League Baseball, making the 2023 Opening Day roster at age 20 yrs, 312 days as the youngest player in the league.
- Hit 16 home runs as a rookie during his age 21 season, 3rd-most in franchise history behind Albert Pujols (37 in 2001) and Joe Medwick (18 in 1933).
- In 2023, joined 23-year-old Nolan Gorman (27 HR) as the first Cardinals duo age 23 or younger to both hit 15 or more home runs in a season (since 1900).
- Is the 3rd-youngest (age 21-072 on Aug. 2, 2023 vs. Minnesota) in franchise history to reach double-digit career homers behind Curt Flood (20-209 on Aug. 15, 1958) and Rogers Hornsby (21-018 on May 15, 1917).
- At age 20-312 on 2023 Opening Day (March 30), became the youngest Cardinal to make his MLB debut since LHP Rick Ankiel (20-035 on Aug. 23, 1999) and the youngest position player since OF David Green (20-274 on Sept. 4, 1981).
- Singled in first career MLB plate appearance off Toronto's Alek Manoah. Became the 6th Cardinal in the Live Ball Era (1920-present) to have a hit in their first career plate appearance in the Cardinals Opening Game, and first as a starter since CF Wally Moon in 1954 (3rd starter all-time Cardinals history).
- Was the 24th-youngest in MLB history to record a hit in his MLB debut and the youngest American-born player since Bryce Harper (20-312 on Aug. 24, 2013 at Kansas City).
- Walker's debut was the 8th in franchise history for a Cardinal age 20 or younger appearing on Opening Day and first since LHP Steve Carlton (20.111 on April 12, 1965); SS Howard Freigau (20.259 on April 17, 1923) was the previous position player before Walker.
- Tallied the Cardinals first-ever hit outside of North America, singling off Chicago Cubs Justin Steele on June 24, 2023 at London Stadium in England.
- Two-time Cardinals Minor League Co-Player of the year: 2022 with Moisés Gómez and 2021 with Juan Ypez.
- Was featured on the cover of *Baseball America's* 2022 National League Central prospect issue with the headline "Heir Jordan".
- Previously was rated as the Cardinals top prospect by *Baseball America* for two straight seasons (2022-23). Played the 2023 season rated as the No. 4 overall prospect across Major League Baseball, and was the highest-rated position player in the Cardinals organization since outfielder Oscar Taveras (No. 1 in 2014).
- Led the 2022 Texas League and established a new Springfield (AA) single-season record with 100 runs scored, most by a Cardinals minor leaguer since Pablo Ozuna (122) and Stubby Clapp (113) in 1998.
- Made defensive transition from third base to the outfield during the second half of the 2022 season.
- Homered on the first pitch of his professional career, as a member of Palm Beach (A) off Christian Roa of the Daytona Tortugas on May 4, 2021 at Roger Dean Chevrolet Stadium.



2023 Hitting Streaks (12, 17, 12)

- Was the only Major Leaguer during the season to compile three separate hitting streaks of 12+ games (12, 17, 12), and just one of eight Major Leaguers (only rookie) with 3+ different double-digit hit streaks.
- Became the 5th Cardinals rookie (since 1900) with three different double-digit hit streaks in the same season, joining Albert Pujols (3 in 2001); Bake McBride (4 in 1975); Johnny Mize (3 in 1936); and Pug Bennett (3 in 1906).
- Joined Albert Pujols (3 in 2001) & Rogers Hornsby (2 in 1916) as the 3rd Cardinal age 21 or younger with multiple double-digit game hit streaks in the same season.
- Recorded a 17-game hitting streak from June 6-29, 2023, tied for MLB's 7th-longest during the season and was the 2nd-longest by a rookie behind Kansas City's Maikel Garcia (18).
- Walker's 17-game hitting streak also tied Albert Pujols (2001) for the 2nd-longest by a Cardinals rookie behind only Joe McEwing (25). Surpassed by Masyn Winn (18) in 2024.
- Began career with hits in each of his first 12 career games (March 30-April 12, 2023), establishing a Cardinals rookie record to begin any career and tying the Major League record for longest to start a career by a player age 20 or younger with Eddie Murphy (Philadelphia Athletics) in 1912.
- Walker was one of 15 Cardinals (since 1900) with three separate hitting streaks of 12+ games in the same season.

2024

- Began the season on the Opening Day roster, but primarily spent the season with Memphis (AAA) where he appeared in 84 games for the Redbirds over three stints.
- With start in right field on Opening Day, became the 11th in MLB history to make multiple Opening Day starts in right field before turning age 22 and the first since Atlanta's Jason Heyward (2010-11).
- Batted .295/.347/.614 (13-44) with 12 RBI in 15 Interleague games.
- Among Major Leaguers with 250+ competitive swings, boasted the 5th-fastest average bat speed (77.3 mph) according to Baseball Savant. Giancarlo Stanton (81.3) led MLB.
- Tallied a career-high five hits and four runs scored on Sept. 1 at New York Yankees, along with his first homer and stolen base of the season.
- At age 22-102, became the 3rd-youngest Cardinal to record five hits in a game since Rogers Hornsby (age 20-062) on June 28, 1916 at Cincinnati.
- Also became the 6th Cardinal all-time to homer, steal a base, and record five or more hits in any nine-inning game.
- Opened the season batting .155/.239/.259 (9-58) in 20 games for St. Louis before being optioned to Memphis on April 24.

CARDINALS WITH THREE OR MORE HIT STREAKS OF 12+ GAMES IN SAME SEASON

Cardinal	Season(s)
Jordan Walker	2023
Albert Pujols	2001
Garry Templeton	1979
Lou Brock	1967, 1969
Ken Boyer	1959
Wally Moon	1957
Stan Musial	1943, 1952, 1953
Enos Slaughter	1948
Terry Moore	1941
Joe Medwick	1936, 1938, 1939
Chick Hafey	1929, 1931
Frankie Frisch	1930
Jim Bottomley	1925
Rogers Hornsby	1920, 1922
Patsy Donovan	1900

2023 MLB ROOKIE HIT STREAKS

MLB Rookie Rank	Team	Hit Streak
1	Maikel Garcia	Royals 18
2	Jordan Walker	Cardinals 17
3	Masataka Yoshida	Red Sox 16
4	Ezequiel Tovar	Rockies 15
5	Josh Jung	Rangers 14
6	Jared Triolo	Pirates 13
	Triston Casas	Red Sox 13
	Noelvi Marté	Reds 13
9	Jordan Walker	Cardinals 12
	Jordan Walker	Cardinals 12
	Corbin Carroll	Diamondbacks 12

- Batted .257/.321/.426 (82-319) with nine home runs and 33 RBI in 78 games for Memphis until recall on Aug. 12.
- Played four games for St. Louis and went 1-for-11 until optioned to Memphis again on Aug. 20.
- Hit .348/.400/.435 (8-23) in six Triple-A games following Aug. 20 recall and was recalled a final time on Aug. 30.
- Finished the season hitting .242/.273/.463 (23-95) in 27 games and leading the Cardinals in home runs (5) while sharing the lead in RBI (16) during that span.
- Recorded a season-high five-game hit streak (.333, 5-15) from Sept. 14-18, then ended the season with hits in his final four games (.353, 6-17).

**BACKGROUND/PERSONAL**

- His mother, Katrina, is co-chair of the English department at Decatur (Ga.) High School where Jordan earned a 3.98 GPA and membership in the National Honor Society.
- His mother graduated cum laude from Harvard with a degree in East Asian studies. She also earned her master's degree in business economics at Washington University in St. Louis in 1995 and her master's in teaching at Emory University in Atlanta.
- His father, Derek, graduated from MIT.
- Batted .519 with 17 HR and 43 RBI as a junior in high school in 2019 and .457 with 4 HR and a 1.555 OPS during a 16-game COVID-19-shortened season in 2020.
- Named 2019 & 2020 Georgia Gatorade High School Player of the Year.
- 2019 Georgia Region 6-A Offensive Player of the Year and DeKalb County Player of the Year.
- Signed his letter of intent to play college baseball at Duke University.
- Hobbies include playing basketball and video games.
- Played piano for 10-11 years while growing up.
- Considers the number 2 as his lucky number. Was born on May 22, 2002 in Room 202 at 2:02 pm in Atlanta, Ga.
- Is a product of MLB/USA Baseball's invite-only annual diversity development pipeline program, notably the 2019 Breakthrough Series, 2019 DREAM Series, and 2019 High School Home Run Derby. Was one of 80 High School players chosen.
- Named Player of the Game at the 2019 MLB High School All-Star Game at Progressive Field in Cleveland.
- Was featured on the cover of *Baseball America's* 2022 National League Central prospect issue with the headline "Heir Jordan".
- Previously was rated as the Cardinals top prospect by *Baseball America* for two straight seasons (2022-23).
- Played the 2023 season rated as the No. 4 overall prospect across Major League Baseball by *Baseball America*. Was the highest-rated position player in the Cardinals organization since Oscar Taveras (No. 1 in 2014).
- Launched Walker's Winners in 2024, a program that challenges K-12 students to achieve reading and math goals. In celebration of their accomplishments, approx. 200 students and their families received tickets and food vouchers to a Cardinals game.
- Was one of four top MLB prospects (Jack Leiter, Grayson Rodriguez, and Anthony Volpe) to participate in the 2022 Minor League Baseball "Road to the Show Ambassadors Series," giving fans a behind-the-scenes look at top prospects on and off the field during the season.
- Signing scout was Charles Peterson.
- Resides in Stone Jupiter, Fla.

AWARDS & HONORS

St. Louis BBWAA Chapter Rookie of Year
2023: St. Louis

Major League Baseball Play of the Week
2023: St. Louis (July 10-16)

Cardinals Minor League Co-Player of the Year
2022: Springfield (AA) - with Moisés Gómez
2021: Palm Beach (A) & Peoria (High-A)
-with Juan Yépez

Arizona Fall League Rising Star
2022: Salt River Rafters

All-Arizona Fall League Team - OF
2022: Salt River Rafters

SiriusXM All-Star Futures Game
2022: National League

**Minor League Baseball
Top MLB Prospect - Texas League**
2022: Springfield (AA)

Texas League Post-Season All-Star
2022: Springfield (AA)

**Baseball America Cardinals
Minor League Player of The Year**
2022: Springfield

**Baseball America
Best Batting Prospect - Texas League**
2022: Springfield (AA)

MiLB.com Organization All-Star - Third Base
2021: Palm Beach (A) & Peoria (High-A)

Cardinals Minor League Player of the Month
2021: Palm Beach (A) - June

Low-A Southeast Player of the Week
2021: Palm Beach (A) - June 14-20
2021: Palm Beach (A) - May 10-16

Gatorade Player of the Year - Georgia
2020: Decatur High School
2019: Decatur High School



JJ

WETHERHOLT

87

HT: 5-10 WT: 195 B/T: L/R BIRTH DATE: September 10, 2002 ML SERVICE: 0.000

FULL NAME: Jonathan David Wetherholt

BORN: Baltimore, Maryland

OPENING DAY AGE: 22 (Turns 23 on September 10)

BECAME A CARDINAL: Selected in the first round (7th overall) of the 2024 MLB Draft

CONTRACT STATUS: Signed through 2025

INFIELDER (NON-ROSTER)

COMPLETE BATTING RECORD

Year Team	AGE	G	AB	R	H	2B	3B	HR	RBI	BB	SO	SB	CS	HBP	SH	SF	AVG	OBP	SLG	OPS
2024 Palm Beach (A)	22	29	105	18	31	5	0	2	20	16	15	2	0	4	0	1	.295	.405	.400	.805
Minor League Totals		29	105	18	31	5	0	2	20	16	15	2	0	4	0	1	.295	.405	.400	.805

CAREER NOTES

- Enters 2025 as the No. 1 prospect in the Cardinals organization by *Baseball America*, *MLB.com*, and *Baseball Prospectus*.
- Rated as the No. 25 prospect overall in *Baseball America's* Top 100 and the No. 9 shortstop.
- Was the highest Cardinals draft pick (No. 7 overall) since J.D. Drew was selected at No. 5 in 1998. First West Virginia University player selected in the first round since Alek Manoah (19th overall) by Toronto in 2019.
- 2023 Big XII Player of the Year.
- 2023 NCAA Division I Batting Champion with a .449 BA.

2024

- Began his professional career with Palm Beach (A), playing in 29 regular season games and helped lead the Cardinals to the 2024 Florida State League Championship, their first outright title since 2005.
- Batted .421 (8-19) in the FSL playoffs with a home run, triple and six RBI, compiling a 1.206 OPS and leading all postseason participants with a .522 on-base pct.
- Hit first professional home run at Dunedin (8/7-Game 1) off Kevin Miranda, breaking a 6-6 tie in the Top of the 7th to give Palm Beach the 7-6 game-winner.
- Finished the season with an RBI in five straight games (9/4-8) and nine RBI over that period. Batted .500 (14-28) in his six September games with five multi-hit games over a seven game hit streak (8/30-9/8).
- Posted a season-high four hits vs. Jupiter (8/16).
- Batted .342 (13-38) with runners in scoring position and .467 (7-15) w/RISP and two outs.
- Hit .333 (9-27) when behind in the count.

AWARDS & HONORS

Florida State League Champions
2024: Palm Beach (A)

NCAA Division I Batting Champion
2023: West Virginia University (.449)

Big XII Conference Player of the Year
2023: West Virginia University

BACKGROUND/PERSONAL

- Played High School baseball at Mars (Pa.) Area High School where Andy Bednar is a coach, father of Pirates relief pitcher David Bednar and Will Bednar, a first round pick by San Francisco in 2019.
- Played college baseball (2022-24) at West Virginia University where he was teammates with Victor Scott II.
- Won the Division I batting title with a .449 average in 2023 as a sophomore. Smacked 16 home runs, 60 RBI, 24 doubles and 36 stolen bases.
- Played in only 36 games his junior season (2024) due to a hamstring injury in February. Still named First Team All-Big XII.
- Is a natural right-handed batter, but starting hitting left-handed at age six after emulating his older brother.
- His older brother, Brandon, played college baseball at Gannon (PA) University.
- Was showcased at the 2024 MLB Draft at the Fort Worth Stockyards, wearing a stetson hat and bolo tie.
- Resides in Gibsonsia, Pa.



MASYN
WINN

0

HT: 5-10 WT: 180 B/T: R/R BIRTH DATE: March 21, 2002 ML SERVICE: 1.045

FULL NAME: Masyn Blaze Winn

BORN: Katy, Texas

OPENING DAY AGE: 23

BECAME A CARDINAL: Selected in the 2nd round (54th overall) in the 2020 MLB Draft

CONTRACT STATUS: Signed through 2025

MLB DEBUT: August 18, 2023 vs. New York Mets

SHORTSTOP

COMPLETE BATTING RECORD

Year	Team	AGE	G	AB	R	H	2B	3B	HR	RBI	BB	SO	SB	CS	HBP	SH	SF	AVG	OBP	SLG	OPS
2020		18	DID NOT PLAY - ALTERNATE TRAINING SITE ONLY																		
2021	Palm Beach (A)	19	61	237	50	62	15	3	3	34	40	60	16	2	3	0	4	.262	.370	.388	.758
	Peoria (A+)	19	37	148	26	31	4	2	2	10	6	40	16	3	0	0	0	.210	.240	.304	.544
2022	Peoria (A+)	20	33	129	22	45	11	7	1	15	13	29	15	0	1	1	3	.349	.404	.566	.970
	Springfield (AA)	20	86	345	69	89	25	1	11	48	50	86	28	5	1	2	5	.258	.349	.432	.781
2023	Memphis (AAA)	21	105	445	99	128	15	7	18	61	44	83	17	2	7	0	2	.288	.359	.474	.834
	ST. LOUIS	21	37	122	8	21	2	0	2	12	10	26	2	1	0	2	3	.172	.230	.238	.467
2024	ST. LOUIS	22	150	587	85	157	32	5	15	57	41	109	11	5	1	3	5	.267	.314	.416	.730
Minor League Totals			322	1304	266	355	70	20	35	168	153	298	92	12	12	3	12	.272	.351	.437	.788
Major League Totals			187	709	93	178	34	5	17	69	51	135	13	6	1	5	8	.251	.299	.385	.684

Note: Major League Uniform numbers Worn: 0 (2023-present)

COMPLETE PITCHING RECORD

Year	Team	Age	W-L	ERA	G	GS	GF	HLD	SV	IP	H	R	ER	HR	HB	BB	SO	WHIP	BA	WP	SO%	BB%	BF
2020		18	DID NOT PITCH - ALTERNATE TRAINING SITE ONLY																				
2021	Peoria (A+)	19	0-0	0.00	1	0	0	0	0	1.0	0	0	0	0	0	0	1	0.00	.000	0	33.3	0.0	3
Minor League Totals			0-0	0.00	1	0	0	0	0	1.0	0	0	0	0	0	0	1	0.00	.000	0	33.3	0.0	3

REGULAR SEASON FIELDING RECORD

Position	PCT	G	PO	A	E	TC	DP
Shortstop	.972	185	245	492	21	758	125

Note: Fielding Bible Award (1): 2024

2024: Rawlings National League Gold Glove award finalist.

Led Major League shortstops in Defensive Runs Saved (14) and Defensive bWAR (2.4).

WINN, MASYN



FIELDING BIBLE AWARDS AMONG ROOKIES IN MLB HISTORY

MLB Player	Pos.	Team	Season
Troy Tulowitzki	SS	Rockies	2007
Mike Trout	CF	Angels	2012
Ke'Bryan Hayes	3B	Pirates	2021
Steven Kwan	LF	Guardians	2022
Masyn Winn	SS	Cardinals	2024
Wilyer Abreu	RF	Red Sox	2024

FIELDING BIBLE AWARDS AMONG CARDINALS IN MLB HISTORY

Cardinals Rank	Position	Season(s)
1. Yadier Molina	Catcher	2007-09, '10, '12-13
2. Albert Pujols	First Baseman	2006-09, '11
3. Kolten Wong	Second Baseman	2018-20
4. Tyler O'Neill	Left Field	2020-21
5. Jason Heyward	Right Field	2015
Scott Rolen	Third Baseman	2006
Paul Goldschmidt	First Baseman	2021
Nolan Arenado	Third Baseman	2022
Tommy Edman	Multi-Position	2022
Masyn Winn	Shortstop	2024

MLB PRIMARY ROOKIE SHORTSTOPS WITH 15+ HR, 10+ SB, AND 150+ HITS

MLB Rookie SS	Team	HR	SB	Hits
Nomar Garciaparra	1997 Red Sox	30	22	209
Ángel Berroa	2003 Royals	17	21	163
Hanley Ramírez	2007 Marlins	17	51	185
Masyn Winn	2024 Cardinals	15	11	157

(min. 80% of games at shortstop)

DEFENSIVE bWAR BY CARDINALS AGE 22 OR YOUNGER

Cardinals Rank	Season	Pos.	Age	Def. bWar
1. Tommy Thevenow	1926	SS	22	3.9
2. Rogers Hornsby	1917	SS	21	3.5
3. Curt Flood	1958	CF	20	2.6
4. Masyn Winn	2024	SS	22	2.4

2024 DEFENSIVE bWAR LEADERS

MLB Rank	Team	Pos.	Def. bWar
1. Daulton Varsho	Blue Jays	OF	3.0
2. Brice Turang	Brewers	INF	2.8
3. Andrés Giménez	Guardians	SS	2.7
4. Jarren Duran	Red Sox	OF	2.5
5. Masyn Winn	Cardinals	SS	2.4

CARDINALS ROOKIES WITH 30+ DOUBLES, 5+ TRIPLES, & 15 HOMERS

Cardinals Rookie	Season	Pos.	2B	3B	HR
George Watkins	1930	OF	32	7	17
Johnny Mize	1936	1B	30	8	19
Masyn Winn	2024	SS	32	5	15

CAREER NOTES

- 2024 winner of the MLB Fielding Bible Award at shortstop, becoming the first Cardinals shortstop and first rookie overall to win the award.
- Named a finalist for the 2024 National League Gold Glove award at shortstop.
- In 2024, led Major League shortstops in Defensive Runs Saved (14) and Defensive bWAR (2.4). His 2.4 defensive bWAR ranked 2nd among all National Leaguers to second baseman Brice Turang (2.7).
- Originally selected by St. Louis in 2020 as a two-way player. Pitched one inning at the end of the 2021 season before making the full transition to shortstop in 2022.
- The first four Cardinals selections in the 2020 MLB Draft included Jordan Walker (No. 21 overall), Masyn Winn (54), Tink Hence (63), and Alec Burseson (70).
- Requested to wear uniform No. 0 in order to be as close as possible to Ozzie Smith's retired #1. Is the 3rd Cardinals player in history to wear uniform No. 0, joining outfielders Kerry Robinson (2002-03) and Austin Dean (2020-21).
- Led 2023 Cardinals minor leaguers in runs scored (99), while establishing a new Memphis (AAA) single-season record since affiliating with the Cardinals in 1998.

2024 Rookie Season

- Is the 4th MLB rookie primary shortstop w/ 15+ HR, 10+ SB, and 150+ hits in a single season, joining 2006 Marlins Hanley Ramirez (17-51-185), 2003 Royals Ángel Berroa (17-21-163), and 1997 Red Sox Nomar Garciaparra (30-22-209) (min. 80% of games at shortstop).
- Became the 8th Cardinals rookie all-time to lead St. Louis in runs scored (85) in 2024, but the first to simultaneously lead all MLB rookies. The last Cardinal to lead MLB rookies in runs scored, but not St. Louis, was Ray Lankford (83 in 1991).
- Became the 6th Cardinal (9th season) age 22 or younger to hit 50+ extra-base hits in a season, joining Dylan Carlson (2021), Albert Pujols (2001-02), Ted Simmons (1972), Stan Musial (1942-43), and Joe Medwick (1933-34).
- Finished 2nd among MLB rookies in bWAR behind NL Rookie of the Year Paul Skenes (5.9). Led MLB rookies in Defensive bWAR (2.4) and trailed only Jackson Merrill (4.5) in Offensive bWAR (3.5) among MLB rookies.
- His 157 hits were the 4th-highest total by Cardinals rookie since 1957, trailing three NL Rookie of the Years: Albert Pujols (194 in 2001), Vince Coleman (170 in 1985) & Bake McBride (173 in 1974)
- Joined 1936 Johnny Mize (19-8-30) and 1930 George Watkins (17-7-32) as the 3rd Cardinals rookie with 30+ doubles, 5+ triples, and 15+ homers in a season (32-5-15).
- Winn (15 HR & 11 SB) and Ken Boyer (18 HR & 22 SB) are the only two Cardinals rookies since 1892 with 15+ home runs and 11+ stolen bases.
- Joined 1943 Stan Musial (13 HR + 9 SB) as the two Cardinals age 22 years or younger with both 13+ HR & 9+ SB in a single season (15 HR & 11 SB).

WINN, MASYN



2024

NL Ranks: Multi-Hit Games (47, 8th), Singles (105, T-9th), Infield Hits (23, T-4th), Triples (5, T-11th), Line Drives (127, 7th), Defensive bWAR (2.4, 2nd), Position Player bWAR (4.9, 6th), Baserunning Runs (5.88, 4th)

MLB Rookie Ranks: Games (150, T-5th), Multi-hit Games (47, 1st), Pos. Player bWAR (4.9, 1st), Def. bWAR (2.4, 1st), Wins Above Average (2.9, 2nd), Hits (157, 2nd), Runs Scored (85, 1st), HR (15, T-6th), RBI (57, 10th), Doubles (32, 2nd), Triples (5, T-6th), Line Drives (127, 1st), Line Drive Pct. (26.6, 2nd)

MLB Defensive SS Ranks: Defensive bWAR (2.4, 1st), Defensive Runs Saved (14, 1st), Zone Rating (.823, 3rd), Range Factor/G (4.01, 3rd), Double Plays Turned (100, 3rd)

- Entered the season rated as the No. 1 Cardinals prospect and #39 overall in Top 100 by *Baseball America*.
- Named to MLB Pipeline's All-Rookie Team at shortstop.
- Began the season as the 5th-youngest player in MLB behind Jackson Chourio, Jackson Merrill, Evan Carter, and teammate Jordan Walker.
- Finished 2nd among MLB rookies in bWAR behind NL Rookie of the Year Paul Skenes (5.9). Led MLB rookies in Defensive bWAR (2.4) and trailed only Jackson Merrill (4.5) in Offensive bWAR (3.5) among MLB rookies.
- His 157 hits were the 4th-highest total by a Cardinals rookie since 1957, trailing three NL Rookie of the Years: Albert Pujols (194 in 2001), Vince Coleman (170 in 1985) & Bake McBride (173 in 1974)
- Joined 1936 Johnny Mize (19-8-30) and 1930 George Watkins (17-7-32) as the 3rd Cardinals rookie with 30+ doubles, 5+ triples, and 15+ homers in a season (32-5-15).
- Joined 1943 Stan Musial (13 HR + 9 SB) as the two Cardinals age 22 years or younger with both 13+ HR & 9+ SB in a single season.
- Hit 11 of his 15 home runs after July 13 to end the season, leading St. Louis.
- Was the 4th MLB rookie primary shortstop w/ 15+ HR, 10+ SB, and 150+ hits in a single season, joining 2006 Marlins Hanley Ramirez (17-51-185), 2003 Royals Ángel Berroa (17-21-163), and 1997 Red Sox Nomar Garciaparra (30-22-209) (min. 80% of games at shortstop).
- Became the 8th Cardinals rookie all-time to lead St. Louis in runs (85), but first to also lead all MLB rookies. The last Cardinal to lead MLB rookies, but not St. Louis, was Ray Lankford (83 in 1991).
- Winn (15 HR & 11 SB) and Ken Boyer (18 HR & 22 SB) are the only two Cardinals rookies since 1892 with 15+ home runs and 11+ stolen bases.
- Became the 6th Cardinal (9th season) age 22 or younger to hit 50+ extra-base hits in a season, joining Dylan Carlson (2021), Albert Pujols (2001-02), Ted Simmons (1972), Stan Musial (1942-43), and Joe Medwick (1933-34).
- At age 22.007, was the 7th youngest Cardinals Opening Day starting shortstop and youngest since Garry Templeton (21.014) in 1977.

AWARDS & HONORS

Fielding Bible Award - Shortstop

2024: St. Louis

Baseball Digest MLB Rookie**All-Star Team - Shortstop**

2024: St. Louis

MLB Pipeline All-Rookie Team - Shortstop

2024: St. Louis

St. Louis BBWAA Chapter Rookie of Year

2024: St. Louis

Baseball America Best Infield Arm - National League

2024: St. Louis

International League Top MLB Prospect

2023: Memphis (AAA)

Cardinals Baseball America Minor League Player of the Year

2023: Memphis (AAA)

Cardinals Minor League Player of the Month

2023: Memphis (AAA) - July

International League Player of the Month

2023: Memphis (AAA) - July

Arizona Fall League Rising Star

2022: Salt River Rafters

SiriusXM All-Star Futures Game

2022: National League

MiLB.com Organizational All-Star - Shortstop

2023: Memphis (AAA)

2022: Peoria (High-A)/Springfield (AA)

Cardinals Minor League Player of the Month

2021: Palm Beach (A) - June

Low-A Southeast Player of the Week

2021: Palm Beach (A) - June 7-13

CAREER MILESTONES

Major League Debut

August 18, 2023 vs. New York Mets

First Major League HitAugust 18, 2023 vs. New York Mets
(5th inning, infield single, off Joey Lucchesi)**First Major League Home Run**September 6, 2023 at Atlanta
(6th inning, solo, off Darius Vines)**First Major League Stolen Base**

August 23, 2023 at Pittsburgh



bWAR BY 2024 MLB ROOKIES

MLB Rank	Team	Pos.	bWar
1. Paul Skenes	Pirates	RHP	5.9
2. Masyn Winn	Cardinals	SS	4.9
3. Jackson Merrill	Padres	OF	4.4
4. Wyatt Langford	Rangers	OF	3.9
5. Jackson Chourio	Brewers	OF	3.8

HITTING STREAKS BY CARDS ROOKIES

Cards Rookie Rank	Hit Streak	Season
1. Joe McEwing	25	June 8-July 4, 1999
2. Masyn Winn	18	May 5-29, 2024
3. Albert Pujols	17	July 31-Aug. 16, 2001
Jordan Walker	17	June 6-29, 2023

HITS WITH 2 STRIKES BY
MLB ROOKIES (SINCE 1988)

MLB Rookie Rank	Season	H	AB	BA
1. Albert Pujols	2001 Cardinals	84	314	.268
2. Masyn Winn	2024 Cardinals	80	328	.244
3. Spencer Steer	2023 Reds	79	326	.242
4. Steven Kwan	2022 Guardians	76	295	.258

APPEARANCES AT SS BY CARDS ROOKIES

Cards Rookie Rank	Season	Appearances
1. Masyn Winn	2024	148
2. Ed Holly	1907	147
3. Charlie Gelbert	1929	146
4. Alex Grammas	1954	142
5. Pete Kozma	2013	139

GAMES AT LEADOFF BY CARDS ROOKIES

Cards Rookie Rank	Season	Games
1. Vince Coleman	1985	147
2. Don Blasingame	1956	143
3. Lou Klein	1943	139
4. Masyn Winn	2024	102
5. Julián Javier	1960	98

SINGLE-SEASON HITS BY CARDS ROOKIES

Cards Rookie Rank	Season	Hits
1. Emmett Heidrick	1899	194
Albert Pujols	2001	194
3. Wally Moon	1954	193
4. Lou Klein	1943	180
5. Bake McBride	1974	173
6. Vince Coleman	1985	170
7. Les Bell	1925	167
8. George Barclay	1902	163
9. Ray Jablonski	1953	162
10. Homer Smoot	1902	161
11. Red Schoendienst	1945	157
Masyn Winn	2024	157

- Became the youngest Cardinals shortstop (age 22.014) to record a hit in the home opener since Rogers Hornsby in 1918 (21.354) at Robison Field.
- Batted .300 (21-70) in April and .309 (25-81) in May, joining 2017 Aaron Judge (.303 & .347) as the only two Major League rookies since 2011 with .300+ batting averages in April and again in May (min. 75 plate appearances in each month). - *Elias*
- Compiled 80 hits with two strikes, 2nd in MLB to José Ramírez (92) and the 2nd-highest total by any MLB rookie since the stat has been tracked in 1988 behind 2001 Rookie of the Year Albert Pujols (84).
- Batted leadoff in 102 games, most in MLB among rookies and 4th-most by a Cardinals rookie in franchise history.
- Is the only Cardinal in Busch Stadium III history to record two 1st inning hits during Game 1 of doubleheader on July 13 vs. the Chicago Cubs. He and Alec Burleson also scored two of the nine Cardinals runs in the first inning.
- Enjoyed a career-best 18-game hit streak from May 5-29 (.368/.389/.559, 25-68), which was snapped on May 31 in a pinch hit at-bat. Hitting streak was the 2nd-longest all-time by Cardinals rookie behind Joe McEwing (25 in 1999).
- Hit .357 (41-115) against the NL West, 4th-highest batting average by an MLB rookie since 1969.
- Became the first Cardinal under age 23 with two triples in his first 50 career games since Plácido Polanco (2 from 1998-99).

Defensive Accolades

- Won the MLB Fielding Bible Award at shortstop in 2024, becoming the first Cardinals rookie and first Cardinals shortstop to win the Award.
- Named a finalist for the National League Gold Glove award at shortstop.
- Led Major League shortstops in Defensive Runs Saved (14) and Defensive bWAR (2.4). His 2.4 defensive bWAR ranked 2nd among all National Leaguers to second baseman Brice Turang (2.7).
- Broke the Cardinals single-season rookie record in games played (148) by a shortstop, surpassing Ed Holly (147 in 1907).
- His 2.4 defensive bWAR was the 4th-best by a Cardinal age 22 or younger behind 1926 Tommy Thevenow (3.9 at SS), 1917 Rogers Hornsby (3.5 at SS), and 1958 Curt Flood (2.6 in CF).
- Averaged 92.7 mph on 721 big league throws, 3rd-fastest among MLB infielders to Gabriel Arias (93.9) and Oneil Cruz (95.6). Maxed at 101.2 mph (2nd-fastest among MLB infielders).
- Rated as having the "Best Infield Arm" in the National League after the season by *Baseball America*.
- According to *Baseball Info Solutions*, Winn's six Double Play Runs Saved tied Andrelton Simmons for the most in a single season by a shortstop since it was first tracked in 2003.



2024 SEASON HIGHS

Most Hits: 3, 6x. Last: 8/26 vs. San Diego
Most Runs: 3, 6/2 at Philadelphia
Most 2Bs: 1, 32 times. Last: 9/27 at San Francisco
Most HRs: 1, 15 times. Last: 9/24 at Colorado
Most RBI: 4, 9/24 at Colorado
Most BBs: 2, three times. Last: 7/4 at Pittsburgh
Most SBs: 1, 11 times. Last: 9/11 vs. Cincinnati
Longest Hitting Streak: 18 games, 5/5-5/29
Multi-HR Games: n/a
Lead-Off HR: 2. Last: 7/30 vs. Texas (Max Scherzer)
Pinch-Hit HR: n/a
Grand Slams: n/a
Extra-Inning HR: 1, 6/27 at Miami (A.J. Puk)
Game-Ending HR: n/a

CAREER HIGHS

Most Hits: 3, 6x. Last: 8/26/24 vs. San Diego
Most Runs: 3, 6/2/24 at Philadelphia
Most 2Bs: 1, 34 times. Last: 9/27/24 at San Francisco
Most HRs: 1, 17 times. Last: 9/24/24 at Colorado
Most RBI: 4, 9/24/24 at Colorado
Most BBs: 2, four times. Last: 7/4/24 at Pittsburgh
Most SBs: 1, 13 times. Last: 9/11/24 vs. Cincinnati
Longest Hitting Streak: 18 games, 5/5-5/29/24
Multi-HR Games: n/a
Lead-Off HR: 2. Last: 7/30/24 vs. Texas (Max Scherzer)
Pinch-Hit HR: n/a
Grand Slams: n/a
Extra-Inning HR: 1, 6/27/24 at Miami (A.J. Puk)
Game-Ending HR: n/a

BACKGROUND/PERSONAL

- Graduated from Kingwood (Texas) High School in 2020.
- Earned District 22-6A MVP honors as a junior. Went 13-0 with a 0.67 ERA (76.1 IP) and 117 strikeouts on the mound and hit .417 with eight home runs and 46 RBI at the plate.
- Played only one game during his senior season in 2020 due to the coronavirus pandemic
- Originally verbally committed to Stanford University, but then re-opened his recruitment in 2018 and signed his college letter of intent to attend the University of Arkansas.
- Was a summer ball and showcase teammate of Cardinals 2020 draft picks Jordan Walker and Tink Hence.
- As a sophomore in high school, was awarded MVP of the 2017 15U Pan-American tournament in Colombia. Hit .522 while recording a 1.80 ERA.
- Hobbies include playing video games.
- Signed by Jabari Bennett.
- Masyn is not related to former Major League all-star outfielder/ Cardinal Randy Winn (2010).
- Is the youngest of five children.
- His older sister, Jazmyn Johnson, played college basketball at the University of Portland (Oregon) and the University of Texas Permian Basin in Odessa, Texas.
- Resides in Jupiter, Fla.

Best Infield Arm Tools & Ratings

- Received an elite 80-grade arm tool by *Baseball America* each of the last three seasons (2022-24), and since 2018, is still the only Top 100 prospect across all of Major League Baseball to boast an 80-grade arm tool.
- Since *Baseball America* began assigning full 20-to-80 tool grades for prospects (2018-present), Winn is the only shortstop in publication history to receive an 80-grade arm tool.
- Unleashed a 100.5 mph throw from shortstop at the 2022 SiriusXM All-Star Futures Game, breaking the record for the hardest infield throw since *Statcast* began tracking in 2015.
- Voted as having the National League's "Best Infield Arm" in *Baseball America's* 2024 Best Tools Survey.



RJ

YEAGER

81

HT: 6-2 WT: 205 B/T: R/R BIRTH DATE: October 2, 1998 ML SERVICE: 0.000

FULL NAME: Ryan Jacob Yeager

BORN: Panama City, Florida

OPENING DAY AGE: 26 (Turns 27 on October 2)

BECAME A CARDINAL: Signed by the Cardinals as a non-drafted free agent, July 19, 2022.

CONTRACT STATUS: Signed through 2025

INFIELDER (NON-ROSTER)

COMPLETE BATTING RECORD

Year	Team	AGE	G	AB	R	H	2B	3B	HR	RBI	BB	SO	SB	CS	HBP	SH	SF	AVG	OBP	SLG	OPS
2022	Palm Beach (A)	23	28	97	17	28	4	1	3	18	9	19	2	0	3	0	2	.289	.360	.443	.803
2023	Palm Beach (A)	24	66	240	44	71	18	3	6	38	33	36	5	0	7	0	3	.296	.392	.471	.863
	Peoria (A+)	24	60	233	41	66	12	1	8	27	21	39	12	2	6	1	1	.283	.356	.446	.802
2024	Springfield (AA)	25	113	422	62	107	17	0	15	65	32	60	10	2	8	0	5	.254	.315	.400	.715
Minor League Totals			267	992	164	272	51	5	32	148	95	154	29	4	24	1	11	.274	.348	.432	.780

CAREER NOTES

- Signed as a non-drafted free agent at the age of 23 by the Cardinals in 2022 after playing five years of college baseball.
- Played shortstop for 197 games in four years at Mercer then 50 at second base at Mississippi State. Has played primarily first base (204) and third base (57) as a member of the Cardinals organization.
- Has one multi-home run game coming at South Bend (7/5/23), hitting both off Cade Horton.
- Tallied a career-high 5 RBI twice, both against Daytona in 2023 (4/16/23 & 5/6/23). Hit his lone grand slam in the May 6 game off Kevin Abel at Roger Dean Chevrolet Stadium.

2024

- Played the entire season at Springfield (AA) appearing in 113 games.
- Started 78 games at first base, 22 at third base and seven as the designated hitter.
- Posted single-season career highs in homers (15), while tying his career best in RBI (65) for the second straight season.
- Tallied an RBI in 8-of-first-9 games to begin the season.
- Collected a season-high four RBI at Frisco (8/15) and at Wichita (8/29). Matched his career-high with four hits vs. Tulsa (5/23).
- Appeared in five Major League Spring Training games batting .500 (4-8) with four RBI, including an RBI in his final three games, two Cactus League games in Mesa vs. the Cubs (3/25 & 3/26).

BACKGROUND/PERSONAL

- Graduated from Mosley High School in Lynn Haven, Fla. Named All-State as a senior in 2017. Graduated with academic excellence compiling a 3.9 GPA.
- Played five years of NCAA Division I baseball starting his career with four years at Mercer University and his final year at Mississippi State University.
- Earned a Masters of Science in Workforce Educational Leadership from Mississippi State University.
- Played 197 games at shortstop while at Mercer.
- Named Southern Conference Freshman of the Year at Mercer in 2018, batting .324 with 6 HR, 42 RBI and hit a two-run home run to help the Bears beat No. 1 Florida on April 24.
- Led Mississippi State with 18 home runs and 56 RBI during his graduate student year in 2022. Played second base in 50 of 55 games. Named 3rd Team All-American and 1st Team All-SEC. 2022 CoSIDA Academic All-American.
- His father, Ryan, played baseball at Gulf Coast State College and was drafted out of high school by the Boston Red Sox in the 29th round of the 1997 MLB Draft.
- Resides in Panama City Beach, Fla.

YEAGER, RJ

OFFICIAL APP OF THE CARDINALS



Get access to everything Cardinals everywhere you go. MLB is the #1 app for live Cardinals baseball. Delivering live audio broadcasts with your favorite announcers, updates on all of your followed Cardinals players, customizable favorite team features, breaking news, video highlights and much more.





2025 OFFICIAL



MEDIA GUIDE

PLAYER DEVELOPMENT

STADIUM • 11-TIME WORLD SERIES CHAMPIONS • ST. LOUIS CARDINALS • BUSCH STADIUM



Memphis Redbirds (AAA)

200 Union Avenue, Memphis, TN 38103
(901) 721-6050 • memphisredbirds.com

League (Class)..... International League (AAA)
Stadium AutoZone Park (2000)
Affiliate Since.....1998
President & General Manager Craig Unger
Manager Ben Johnson
Pitching Coach Darwin Marrero
Hitting Coach Howie Clark
Bench Coach Peter Mooney
Athletic Trainer Dan Martin
Strength & Conditioning Coach.....Jon Hill
Video & Technology Fellow Michael Factor
Media Contact:..... Alex Coil
..... acoil@memphisredbirds.com

Peoria Chiefs (High-A)

730 SW Jefferson Avenue, Peoria, IL 61605
(309) 680-4000 • peoriachiefs.com

League (Class).....Midwest League (High-A)
Stadium Dozer Park (2002)
Affiliate Since..... 1995-2004, 2013-present
General Manager Jason Mott
Manager Roberto Espinoza
Pitching Coach Will Hawks
Hitting Coach Elvis Rodriguez
Bench Coach Luis Arenado
Athletic Trainer Paden Eveland
Strength & Conditioning Coach.....Campbell Quirk
Video & Technology Fellow Andrew Rankin
Media Contact Cody Schindler
..... codyschindler@peoriachiefs.com

Cardinals Complex at Roger Dean Chevrolet Stadium (Rookie)

4795 University Drive, Jupiter, FL 33458

League (Class)..... Florida Complex League (Rookie)
Stadium Roger Dean Chevrolet Stadium (1998)
Affiliate Since.....2007
Manager Willi Martin
Pitching Coach Dernier Orozco
Hitting Coach Erick Almonte
Bench Coach Rich Benjamin
Bench Coach Will Peterson
Athletic Trainer Kiomy Martinez-Ortiz
Athletic Trainer Riku Shabata
Strength & Conditioning Coach.....Spencer Clevenger
Strength & Conditioning Coach..... Ryuta Takahashi
Video & Technology Fellow Lily Coffey

Springfield Cardinals (AA)

955 East Trafficway, Springfield, MO 65802
(417) 863-2143 • springfieldcardinals.com

League (Class)..... Texas League (AA)
Stadium Hammons Field (2005)
Affiliate Since.....2005
Vice President & General Manager..... Dan Reiter
Manager Patrick Anderson
Pitching Coach Eric Peterson
Hitting Coach Casey Chenoweth
Bench Coach Danny Black
Athletic Trainer Alex Wolfinger
Strength & Conditioning Coach.....Ryan Duffy
Video & Technology Fellow Hunter Broadbent
Media Contact Steve Granado
..... sgranado@springfieldcardinals.com

Palm Beach Cardinals (A)

4751 Main St., Jupiter, FL 33458
(561) 775-1818 • palmbeachcardinals.com

League (Class).....Florida State League (Single-A)
Stadium Roger Dean Chevrolet Stadium (1998)
Affiliate Since.....2003
General Manager Mike Bauer
Manager Gary Kendall
Pitching Coach Michael Oh
Hitting Coach Paul Benoit
Bench Coach Yucary De La Cruz
Athletic Trainer Jeff Case
Strength & Conditioning Coach.... Harben Filho Branco
Video & Technology Fellow Michelle McMillan
Media Contact Sophia Monteleone
..... sophia@rogerdeanchevroletstadium.com

Cardinals Academy (Rookie)

Jubey, La Malena
Boca Chica, Dominican Republic

League (Class)..... Dominican Summer League (Rookie)
Stadium Cardinals Baseball Academy (2005)
Affiliate Since.....2005
Academy Administrator Aaron Rodriguez
Manager Fray Peniche
Pitching Coach Bill Villanueva
Hitting Coach Luis Cruz
Assistant Pitching Coach Wilman Madera
Assistant Hitting Coach.....Luis Reynoso
Bench Coach Wesslye Cuas
Medical Coordinator..... Pedro Betancourt
Strength & Conditioning Coach..... Elvis Hernandez
Strength & Conditioning Coach.....Gerardo De Leon
Video & Technology Fellow Paige Schultz



CARDINALS MINOR LEAGUE AFFILIATE HISTORY

TRIPLE-A				
Team	Tenure	League	Postseasons	Championships
Memphis Redbirds	2021-Present	International League	0	0
	1998-2020	Pacific Coast League	6	3
Louisville Redbirds	1982-97	American Association	6	3
Springfield (IL) Redbirds	1978-81	American Association	2	1
New Orleans Pelicans	1977	American Association	0	0
Tulsa Oilers	1969-76	American Association	2	2
	1966-68	Pacific Coast League	2	1
Jacksonville Suns	1964-65	International League	1	0
Atlanta Crackers	1962-63	International League	2	1
DOUBLE-A				
Springfield Cardinals	2005-Present	Texas League	7	1
Tennessee Smokies	2003-04	Southern League	2	1
New Haven Ravens	2001-02	Eastern League	1	0
Arkansas Travelers	1966-2000	Texas League	11	5
Tulsa Oilers	1959-1965	Texas League	7	3
HIGH-A				
Peoria Chiefs	2021-Present	Midwest League	1	0
Palm Beach Cardinals	2003-2020	Florida State League	6	2
Potomac Cannons	1999-2002	Carolina League	0	0
Prince William Cannons	1997-98	Carolina League	0	0
St. Petersburg Cardinals	1990-96	Florida State League	0	0
SINGLE-A				
Palm Beach Cardinals	2021-Present	Florida State League	3	1
Peoria Chiefs	2013-2020	Midwest League	4	0
Quad Cities River Bandits	2008-2012	Midwest League	2	1
Swing of the Quad Cities	2005-2007	Midwest League	3	0
Peoria Chiefs	1995-2004	Midwest League	4	1
Madison Hatters	1994	Midwest League	0	0
Savannah Cardinals	1984-1995	South Atlantic League	4	2
Springfield (IL) Redbirds	1982-93	Midwest League	8	0
St. Petersburg Cardinals	1966-89	Florida State League	12	4
Macon Redbirds	1983	South Atlantic League	0	0
Gastonia Cardinals	1980-82	South Atlantic League	1	0
	1977-79	Western Carolinas League	1	1
Orangeburg Cardinals	1973	Western Carolinas League	0	0
Modesto Reds	1967-73	California League	2	1
Cedar Rapids Cardinals	1965-72	Midwest League	1	0
Raleigh Cardinals	1964-65	Carolina League	0	0
Rock Hill Cardinals	1964-66	Western Carolinas League	2	1
Winnipeg Goldeyes	1963-64	Northern League	0	0
Billings Mustangs	1963	Pioneer League	1	0
Brunswick Cardinals	1963	Georgia-Florida League	0	0
SHORT-A				
State College Spikes	2013-20	New York-Penn League	3	2
Batavia Muckdogs	2007-12	New York-Penn League	2	1
State College Spikes	2006	New York-Penn League	0	0
New Jersey Cardinals	1994-2005	New York-Penn League	1	1
Glens Falls Redbirds	1993	New York-Penn League	0	0
Hamilton Redbirds	1988-92	New York-Penn League	1	0
Erie Cardinals	1981-87	New York-Penn League	0	0
Lewiston Broncs	1967-71	Northwest League	1	1
Eugene Emeralds	1966	Northwest League	0	0
ROOKIE-ADVANCED				
Johnson City Cardinals	1975-2020	Appalachian League	11	7
ROOKIE				
FCL Cardinals	2021-Present	Florida Complex League	0	0
GCL Cardinals	2007-20	Gulf Coast League	5	1
DSL Cardinals	1996-2003, 2005-Present	Dominican Summer League	1	0
VSL Cardinals	2006-10	Venezuelan Summer League	0	0
AZL Cardinals	1989-94	Arizona League	1	1



2024 CARDINALS MINOR LEAGUE BATTING LEADERS

(Regular Season Games Only)

BATTING AVERAGE*

Rainiel Rodriguez - DSL	.345
Bryan Torres - SPR	.331
Jimmy Crooks - SPR	.321
Nick Dunn - MEM	.316
Matt Koperniak - MEM	.309
Miguel Villarroel - PEO/PB	.303
Jonathan Mejia - FCL	.299
Yairo Padilla - DSL	.287
Noah Mendlinger - SPR/PB	.280
César Prieto - MEM	.279

ON-BASE PERCENTAGE*

Rainiel Rodriguez - DSL	.462
Andru Arthur - DSL	.423
Bryan Torres - SPR	.418
Jimmy Crooks - SPR	.410
Jonathan Mejia - FCL	.395
Facundo Velasquez - DSL	.393
Yairo Padilla - DSL	.391
Nick Dunn - MEM	.374
Sammy Hernandez - PEO/PB	.373
Matt Koperniak - MEM	.370

SLUGGING PERCENTAGE*

Rainiel Rodriguez - DSL	.683
Luken Baker - MEM	.535
Matt Koperniak - MEM	.512
Jimmy Crooks - SPR	.498
Facundo Velasquez - DSL	.475
Nick Dunn - MEM	.467
Yancel Guerrero - FCL	.455
Matt Lloyd - SPR	.453
César Prieto - MEM	.445
Thomas Saggese - MEM	.438

HITS

Bryan Torres - SPR	148
Matt Koperniak - MEM	143
César Prieto - MEM	140
Miguel Villarroel - PEO/PB	132
Nathan Church - SPR	129
Thomas Saggese - MEM	121
Mike Antico - MEM/SPR	119
Matt Lloyd - SPR	111
R.J. Yeager - SPR	107
Brody Moore - PEO	105

WALKS

Bryan Torres - SPR	69
Luken Baker - MEM	67
Chase Davis - SPR/PEO/PB	56
Matt Lloyd - SPR	56
Alfonso Rivas III - MEM	50
Jacob Buchberger - SPR	48
Anyelo Encarnacion - PEO/PB/FCL	47
Trey Paige - PEO/PB	47
Brayden Jobert - PEO/PB	46
Jeremy Rivas - SPR	46

OPS (ON-BASE + SLUGGING)*

Rainiel Rodriguez - DSL	1.145
Jimmy Crooks - SPR	.908
Matt Koperniak - MEM	.882
Luken Baker - MEM	.880
Facundo Velasquez - DSL	.868
Nick Dunn - MEM	.841
Bryan Torres - SPR	.834
Jonathan Mejia - FCL	.820
Matt Lloyd - SPR	.811
Yancel Guerrero - FCL	.809

DOUBLES

César Prieto - MEM	35
Chase Davis - SPR/PEO/PB	29
Matt Koperniak - MEM	28
Bryan Torres - SPR	28
Matt Lloyd - SPR	25
Thomas Saggese - MEM	23
Jordan Walker - MEM	23
Nathan Church - SPR	22
Alex Iadisernia - PEO	21
Alfonso Rivas III - MEM	21
Miguel Villarroel - PEO/PB	21

TRIPLES

Trey Paige - PEO/PB	5
Tre Richardson - PEO/PB	5
Miguel Villarroel - PEO/PB	5
Mike Antico - MEM/SPR	4
Jacob Buchberger - SPR	4
Won-Bin Cho - PEO	4
Kade Kretzschmar - PEO/PB	4
Yairo Padilla - DSL	4
Daniel Rojas - DSL	4
Facundo Velasquez - DSL	4

HOME RUNS

Luken Baker - MEM	32
Matt Koperniak - MEM	20
Thomas Saggese - MEM	20
Matt Lloyd - SPR	17
Mike Antico - MEM/SPR	16
R.J. Yeager - SPR	15
César Prieto - MEM	14
Darlin Moquete - PEO	13
Chase Davis - SPR/PEO/PB	12
Five tied with	11

RUNS

Nathan Church - SPR	81
Bryan Torres - SPR	79
Mike Antico - MEM/SPR	77
Thomas Saggese - MEM	75
Matt Lloyd - SPR	70
César Prieto - MEM	67
Jacob Buchberger - SPR	66
Matt Koperniak - MEM	64
R.J. Yeager - SPR	62
Jeremy Rivas - SPR	61

RUNS BATTED IN

Luken Baker - MEM	79
Matt Lloyd - SPR	77
Matt Koperniak - MEM	73
Chase Davis - SPR/PEO/PB	70
Thomas Saggese - MEM	67
Nathan Church - SPR	66
R.J. Yeager - SPR	65
Jimmy Crooks - SPR	62
Mike Antico - MEM/SPR	61
Leonardo Bernal - SPR/PEO	57

STOLEN BASES

Miguel Villarroel - PEO/PB	39
Mike Antico - MEM/SPR	33
Bryan Torres - SPR	33
Brody Moore - PEO	30
Victor Scott II - MEM	30
Joshua Báez - PEO/PB	29
Jeremy Rivas - SPR	27
Nathan Church - SPR	24
Yairo Padilla - DSL	22
Alex Iadisernia - PEO	20

Memphis-AAA (MEM), Springfield-AA (SPR), Peoria-High A (PEO), Palm Beach-A (PB),
Florida Complex League-Rookie (FCL), Dominican Summer League-Rookie (DSL)



2024 CARDINALS MINOR LEAGUE PITCHING LEADERS

(Regular Season Games Only)

INNINGS PITCHED

Michael McGreevy - MEM	150.0
Quinn Mathews - MEM/SPR/PEO/PB	143.1
Hancel Rincón - PEO	132.2
Max Rajcic - SPR	131.0
Gordon Graceffo - MEM	130.0
Pete Hansen - PEO	128.1
Darlin Saladin - PEO/PB	123.0
Brycen Mautz - PEO	121.2
Chen-Wei Lin - PB	116.0
Inohan Paniagua - PEO	115.1

GAMES

Connor Thomas - MEM	56
Matt Svanson - SPR	53
Andre Granillo - MEM/SPR	48
Jacob Bosiokovic - MEM	47
Ryan Loutos - MEM	47
Leonardo Taveras - SPR	47
Andrew Marrero - SPR	41
Tanner Jacobson - PEO	40
Jack Ralston - SPR	40
Ryan Shreve - MEM/SPR	40

GAMES STARTED

Michael McGreevy - MEM	27
Gordon Graceffo - MEM	26
Quinn Mathews - MEM/SPR/PEO/PB..	26
Pete Hansen - PEO	24
Brycen Mautz - PEO	24
Max Rajcic - SPR	24
Hancel Rincón - PEO	24
Chen-Wei Lin - PB	22
Gerardo Salas - PB	22
José Dávila - PB	21
Darlin Saladin - PEO/PB	21

WINS

Gordon Graceffo - MEM	10
Chen-Wei Lin - PB	10
Max Rajcic - SPR	10
Darlin Saladin - PEO/PB	10
Alex Cornwell - MEM/SPR	9
Michael McGreevy - MEM	9
Hancel Rincón - PEO	9
Gerardo Salas - PB	9
Five tied with	8

SAVES

Matt Svanson - SPR	27
Ryan Loutos - MEM	18
Henry Gómez - PB	12
Osvaldo Berrios - SPR/PEO	8
Luis Gastelum - PB/FCL	8
Zack Showalter - PB	8
Chris Roycroft - MEM	6
Andre Granillo - MEM/SPR	5
Nathanael Heredia - SPR/PEO	5
Tanner Jacobson - PEO	5
Alan Reyes - DSL	5

STRIKEOUTS

Quinn Mathews - MEM/SPR/PEO/PB..	202
Michael McGreevy - MEM/SPR	138
Pete Hansen - PEO	134
Darlin Saladin - PEO/PB	134
Max Rajcic - SPR	131
Brycen Mautz - PEO	128
Chen-Wei Lin - PB	123
Inohan Paniagua - PEO	123
Gerardo Salas - PB	119
José Dávila - PB	113

ERA - STARTER[^]

Keiverson Ramirez - DSL	1.62
Ixan Henderson - PEO/PB	2.34
Gerardo Salas - PB	2.62
Darlin Saladin - PEO/PB	2.71
Tink Hence - SPR	2.71
Quinn Mathews - MEM/SPR/PEO/PB..	2.76
Chen-Wei Lin - PB	2.79
Nelfy Ynfante - PB/FCL	3.17
Cooper Hjerpe - SPR/PEO	3.27
José Dávila - PB	3.54

ERA - RELIEVER[^]

Samuel Fabian - FCL	1.51
Chris Roycroft - MEM	2.17
Dionys Rodríguez - PEO	2.32
Nathanael Heredia - SPR/PEO	2.44
Zack Showalter - PB	2.62
Luis Gastelum - PB/FCL	2.65
Matt Svanson - SPR	2.65
Jack Ralston - SPR	2.73
Connor Thomas - MEM	2.89
Hunter Hayes - PEO/PB/FCL	2.93

WHIP[^]

Keiverson Ramirez - DSL	0.90
Quinn Mathews - MEM/SPR/PEO/PB..	0.98
Gerardo Salas - PB	1.04
Chen-Wei Lin - PB	1.04
Tink Hence - SPR	1.07
Dionys Rodríguez - PEO	1.07
Benjamin Arias - PEO/PB	1.09
Darlin Saladin - PEO/PB	1.11
Luis Gastelum - PB/FCL	1.12
Cooper Hjerpe - SPR/PEO	1.13

OPPONENTS AVERAGE[^]

Cooper Hjerpe - SPR/PEO171
Andre Granillo - MEM/SPR175
Randel Clemente - PB/FCL179
Quinn Mathews - MEM/SPR/PEO/PB..	.179
Dionys Rodríguez - PEO182
Keiverson Ramirez - DSL183
Nathanael Heredia - SPR/PEO184
Yordy Herrera - PB/FCL192
Jack Ralston - SPR196
Zack Showalter - PB203

STRIKEOUTS / 9 IP[^]

Yordy Herrera - PB/FCL	16.25
Zack Showalter - PB	15.47
Randel Clemente - PB/FCL	14.90
Cooper Hjerpe - SPR/PEO	13.07
Luis Gastelum - PB/FCL	12.88
Quinn Mathews - MEM/SPR/PEO/PB	12.68
Tink Hence - SPR	12.31
Osvaldo Berrios - SPR/PEO	11.86
Jack Ralston - SPR	11.49
Andrew Bolivar - DSL	11.18

STRIKEOUT / WALK RATIO[^]

Luis Gastelum - PB/FCL	6.64
Gerardo Salas - PB	4.76
Osvaldo Berrios - SPR/PEO	4.27
Tink Hence - SPR	4.19
Benjamin Arias - PEO/PB	4.18
Quinn Mathews - MEM/SPR/PEO/PB..	4.12
Benito Garcia - MEM/SPR/PEO	4.08
Darlin Saladin - PEO/PB	4.06
Keiverson Ramirez - DSL	4.00
Samuel Fabian - FCL	3.91

* = min. 350 PA (120 PA for FCL/DSL)

[^] = min. 30.0 IP



MEMPHIS REDBIRDS (AAA) COACHING STAFF



BEN JOHNSON

MANAGER

Ben Johnson enters his seventh year as a coach in the Cardinals organization, all as manager of the Memphis Redbirds. Johnson came to the Cardinals from the Durham Bulls, the Triple-A affiliate of the Tampa Bay Rays, where he spent 2018 as the third base coach working with outfielders and base running. The Bulls led the International League in home runs, slugging percentage, runs scored and finished second in hits on their way to the league championship. Prior to the Bulls, Johnson was a scout with the Diamondbacks (2014-17), coached high school baseball at Millennium High School in Goodyear, Ariz. (2011-13), and managed Independent League baseball in Arizona.

Johnson was born in Memphis, Tenn., and played high school baseball at Germantown High School with 10-year veteran Major League pitcher Paul Maholm. Upon graduation from high school, Johnson was drafted by the St. Louis Cardinals in the 4th round of the 1999 MLB Draft. During the 2000 season, he was traded along with RHP Heathcliff Slocumb to the San Diego Padres in exchange for veteran catcher Carlos Hernandez and minor league infielder Nate Tebbbs.

Johnson made his MLB debut on June 26, 2005, vs. Seattle and would play 98 games over the next three seasons with the Padres and Mets. He posted a career batting average of .230 with seven home runs and 26 RBI while playing all three outfield positions.

He was named the 2005 Padres Minor League Player of the Year when he hit a career-high .312 with 25 homers and 83 RBI with the Triple-A Portland Beavers. Johnson played 901 games over parts of 10 minor league seasons with the Cardinals, Padres, Mets and Tigers organizations, batting .262 with 115 career home runs and 473 RBI. He played his final professional season in 2010 with the Double-A Erie Seawolves in the Tigers organization.

Johnson, 43, resides in Phoenix, Arizona with his wife Elizabeth and the couple's two children, Ethan and Ruby.



HOWIE CLARK

HITTING COACH

Clark enters his 11th season as a coach in professional baseball and his third with Memphis (AAA) and the Cardinals organization.

He previously served as the assistant hitting coach of the Chicago White Sox (2021-22) and the Baltimore Orioles (2017-19). Clark was slated to be the hitting coach of the White Sox Triple-A Charlotte affiliate in 2020, but served as a hitting coach on the Major League staff.

Originally drafted by Baltimore in the 27th round of the 1992 MLB Draft out of Huntington Beach (Calif.) High School, Clark spent 10 years in the minors before making his MLB debut with the Orioles on July 16, 2002, as the designated hitter against the Seattle Mariners.

Clark's Major League career spanned parts of six seasons with the Orioles, Blue Jays and Twins, playing in 134 games while batting .262 with three home runs and 26 RBI. He played six positions on the diamond, missing only centerfield, catcher and pitcher.

Clark, 51, resides in North Bend, Washington. His grandfather played football at the United States Naval Academy.



DARWIN MARRERO

PITCHING COACH

Marrero enters his third season as pitching coach with Memphis following five seasons (2018-22) with Double-A Springfield, three seasons (2015-17) with Short-A State College and two years with the Gulf Coast League Cardinals (2013-14).

In the 2018-19 offseason, Marrero was the pitching coach for Panama which won the Caribbean Series and posted the lowest ERA in the tournament. He also served as pitching coach for Venezuela in the Pre-Olympics in the 2020-21 offseason.

In 2016, State College recorded a league-low 1.76 ERA in the New York-Penn League Playoffs on their way to capturing the league championship. State College led the league with nine shutouts and had the second fewest runs allowed (285) as a staff.

Prior to joining the Cardinals, Marrero was a pitching coach for the Sioux City Explorers in the American Association (2008). The Explorers staff boasted the Pitcher of the Year winner and the closer established a new league saves record. In 2005, he was pitching coach for the Capitales de Quebec in the Can-Am League.

Marrero's playing career lasted from 1998-2004 with the Montreal Expos organization, attaining his highest level at Double-A Harrisburg, as well as pitching eight seasons in the Venezuelan Winter League.

Marrero, 44, a Venezuela native, resides in Tampa, Florida, with his wife, Monica, and their three children, Darwin, Jr., Nikary and Sophia.



PETER MOONEY

BENCH COACH

Mooney begins his first season as a coach for Memphis and first in the Cardinals organization.

He comes to the Cardinals from the Mets organization where he served as a minor league roving infield instructor (2024) and infield coach for the Florida Complex League Mets (2022-23).

Selected by the Toronto Blue Jays in the 21st round of the 2011 MLB Draft, Mooney enjoyed an 11-year playing career as a middle infielder in the Toronto, Miami, Colorado, and Minnesota organizations, playing parts of four seasons at the Triple-A level, as well as one season in the Independent Canadian-American Association. He was named a Southern League Mid-Season All-Star with Double-A Jacksonville in 2016.

Mooney played college baseball starting at Palm Beach State College for two seasons, winning two Rawlings NJCAA Gold Glove awards, before transferring to the University of South Carolina. In his lone season with the Gamecocks, Mooney started all 69 games and helped lead the team to the 2011 College World Series championship where he was named to the All-Tournament Team.

Mooney, 34, resides in Westlake, Florida, with his wife, Ashley, and their two daughters, Emma and Elle.



2024 MEMPHIS REDBIRDS STATISTICS



Manager: Ben Johnson (6th season) / Overall with Memphis: 348-367 (.487)
Record: 74-74; 15.0 GB (9th in International League, 5th in West Division) / Home: 38-38; Road: 36-36 / 1H: 38-37; 2H: 36-37
Streaks: W5 (May 1-5) & L4 (April 4-6; June 2-6; June 21-25; July 26-30; Aug. 24-28)
Runs: 701 scored (T18th in International League); 698 allowed (3rd); +3 run differential (9th)
Home Runs: 180 (106 solo, 40 two-run, 31 three-run, 3 grand slams) (7th); 156 allowed (5th)
Shutouts: 8-5
One-Run Games: 20-27
Extra Inning Games: 4-3
Postseason: N/A
Attendance: 199,992 (19th); 2,703 average
League Leaders: Luken Baker (HR, 32); Matt Koperniak (H, 143); Michael McGreevy (CG, 3)
Post-Season All-Stars: DH Matt Koperniak
League Awards: Sem Robberse (Pitcher of the Week April 15-21); Matt Koperniak (Player of the Week July 29-Aug. 4)

Most games at each position

1B Luken Baker 80	OF Matt Koperniak 119	C Nick Raposo 58
2B César Prieto 53	OF Victor Scott II 80	SP Michael McGreevy 27
3B César Prieto 67	OF Jordan Walker 75	RP Connor Thomas 56
SS Thomas Saggese 70	DH Nick Dunn 35	RP J. Bosikovic/R. Loutos 47

INTERNATIONAL/PACIFIC COAST LEAGUE AWARD WINNERS

Memphis: Pacific Coast League (1998-2019), International League (2021-present)
(since 1998)

MOST VALUABLE PLAYER	PITCHER OF THE YEAR	TOP MLB PROSPECT
Luken Baker 2023	Dakota Hudson 2018	Masyn Winn 2023
BATTING TITLE	HR LEADER	RBI LEADER
Alec Burleson 2022 331	Iván Cruz 2002 35	Nick Stavino 2011 109
	Kevin Witt 2004 36	Luken Baker 2023 98
	Brock Peterson 2013 25	
	Luken Baker 2023 33	
	Luken Baker 2024 32	
ERA TITLE	WINS LEADER	STRIKEOUT LEADER
Brady Raggio 1998 3.07	Tim Cooney 2014 14	Dan Haren 2004 150
Clint Weibl 2000 2.83	Nick Greenwood 2015 13	Lance Lynn 2010 141
Jason Ryan 2003 2.70	Dakota Hudson 2018 13	
Kevin Jarvis 2005 3.38	Tommy Parsons 2022 12	
Mitchell Boggs 2008 3.45		
MANAGER OF THE YEAR	ALL-STAR GAME TOP STAR	JOE BAUMAN HR AWARD
Stubby Clapp 2017	Dan Haren 2004	Iván Cruz 35 2002
Stubby Clapp 2018	Michael Wacha 2013	Moisés Gómez 39 2022



MEMPHIS REDBIRDS SINGLE-SEASON LEADERS

(since 1998)

BATTING AVERAGE*

Nick Stavinocha.....2008.....	.337
Luken Baker.....2023.....	.334
Joe McEwing.....1998.....	.334
Alec Burleson.....2022.....	.331
Adam Kennedy.....1999.....	.327

ON-BASE PERCENTAGE*

Iván Herrera.....2023.....	.451
Luken Baker.....2023.....	.439
Matt Carpenter.....2011.....	.417
John Nogowski.....2019.....	.413
Ruben Gotay.....2010.....	.410

OPS (ON-BASE + SLUGGING)*

Luken Baker.....2023.....	1.159
Juan Yopez.....2021.....	.971
Kevin Witt.....2004.....	.953
Iván Herrera.....2023.....	.951
Josh Phelps.....2008.....	.941

HITS

Scott Seabol.....2004.....	156
Allen Craig.....2009.....	152
John Gall.....2004.....	148
Kevin Witt.....2004.....	146
Four tied with.....	144

DOUBLES

Jason Lariviere.....1999.....	35
César Prieto.....2024.....	35
John Gall.....2004.....	34
Edgar Gonzalez.....2007.....	34
Eugenio Velez.....2012.....	34

HOME RUNS

Kevin Witt.....2004.....	36
Ernie Young.....2000.....	35
Ivan Cruz.....2002.....	35
Luken Baker.....2023.....	33
Three tied with.....	32

RUNS

Masyn Winn.....2023.....	99
Adolis García.....2019.....	96
Scott Seabol.....2004.....	92
Jason Lariviere.....1999.....	90
Josh Phelps.....2008.....	90

RUNS BATTED IN

Nick Stavinocha.....2011.....	109
Kevin Witt.....2004.....	107
Ivan Cruz.....2002.....	100
Ernie Young.....2000.....	98
Luken Baker.....2023.....	98

TOTAL BASES

Kevin Witt.....2004.....	286
Scott Seabol.....2004.....	277
Josh Phelps.....2008.....	262
Ivan Cruz.....2002.....	261
Nick Stavinocha.....2011.....	260

GAMES

Nick Stavinocha.....2007.....	139
Ruben Gotay.....2010.....	139
Scott Seabol.....2004.....	138
Jon Jay.....2009.....	136
Eugenio Velez.....2012.....	136
Stephen Piscotty.....2014.....	136

WALKS

Jon Nunnally.....2003.....	98
Ruben Gotay.....2010.....	95
Matt Carpenter.....2011.....	84
Kramer Robertson.....2023.....	81
Stubby Clapp.....2000.....	80

STOLEN BASES

Chad Meyers.....2002.....	43
Eugenio Velez.....2012.....	37
Óscar Mercado.....2018.....	31
Tyler Greene.....2009.....	30
Ben DeLuzio.....2022.....	30
Victor Scott II.....2024.....	30

* = min.350 PA

INNINGS PITCHED

Jason Ryan.....2003.....	189.2
Adam Wainwright.....2005.....	182.0
John Webb.....2006.....	176.2
Larry Luebbers.....1998.....	173.1
Dennis Tankersley.....2006.....	167.2

GAMES

Jason Motte.....2008.....	63
Jim Dougherty.....2000.....	60
Bryan Eversgerd.....1999.....	59
Ron Flores.....2008.....	59
Adam Reifer.....2012.....	58

GAMES STARTED

Larry Luebbers.....1998.....	29
Adam Wainwright.....2005.....	29
Lance Lynn.....2010.....	29
Five tied with.....	28

WINS

Tim Cooney.....2014.....	14
Larry Luebbers.....1999.....	13
Nick Greenwood.....2015.....	13
Lance Lynn.....2010.....	13
Dakota Hudson.....2018.....	13

SAVES

Victor Marte.....2011.....	31
Gene Stechschulte.....2000.....	26
Jess Todd.....2009.....	24
Alberto Reyes.....2004.....	23
Brian Falkenberg.....2007.....	23

STRIKEOUTS

Shelby Miller.....2012.....	160
Brian Barnes.....1998.....	154
Dan Haren.....2004.....	150
Adam Wainwright.....2005.....	147
Lance Lynn.....2010.....	141

EARNED RUN AVERAGE^

John Gast.....2013.....	1.16
David Aardsma.....2014.....	1.29
Victor Marte.....2011.....	1.44
Josh Kinney.....2006.....	1.52
Sam Tuivailala.....2015.....	1.60

WHIP^

Jerry Spradlin.....2001.....	0.73
Freddy Pacheco.....2022.....	0.86
Tim Cooney.....2015.....	0.87
Nerio Rodriguez.....2003.....	0.90
Mark Montgomery.....2017.....	0.92

OPPONENT AVERAGE^

Freddy Pacheco.....2022.....	.145
Jerry Spradlin.....2001.....	.157
David Aardsma.....2014.....	.161
Miguel Socolovich.....2015.....	.165
Dominic Leone.....2019.....	.175

^ = min. 30 IP



MEMPHIS REDBIRDS ALL-TIME LEADERS

(since 1998)

BATTING AVERAGE*

Breyvic Valera.....	2016-17.....	.323
Allen Craig.....	2009-12.....	.320
Kolton Wong.....	2013-14, 16... ..	.318
Adam Kennedy	1998-99.....	.317
Luke Voit	2017-18.....	.314

HITS

Nick Stavinocha	2007-11.....	531
John Gall	2003-06.....	476
Stubby Clapp.....	1999-2002....	418
Bo Hart	2003-06.....	365
Bryan Anderson	2008-12.....	351

RUNS

Nick Stavinocha	2007-11.....	259
Stubby Clapp.....	1999-2002....	258
John Gall	2003-06.....	231
Kramer Robertson....	2019, 21-23... ..	223
Bo Hart	2003-06.....	206
Tyler Greene	2008-11.....	206

GAMES

Nick Stavinocha	2007-11.....	479
John Gall	2003-06.....	454
Stubby Clapp.....	1999-2002....	425
Bryan Anderson	2008-12.....	406
Kramer Robertson....	2019, 21-23... ..	386

INNINGS PITCHED

Brandon Dickson.....	2010-12, 21 ..	477.0
P.J. Walters.....	2008-11	455.0
Connor Thomas.....	2021-24	421.1
Alan Benes.....	99-01, 04, 06..	414.0
Tyler Lyons.....	2012-15, 17-18..	404.0

WINS

P.J. Walters.....	2008-11	32
Tyler Lyons.....	2012-15, 17-18..	29
Brandon Dickson.....	2010-12, 21 ..	25
Larry Luebbers.....	1998-99.....	24
Connor Thomas	2021-24.....	24

EARNED RUN AVERAGE^

Carlos Martinez	2013-14, 19... ..	2.09
Chad Paronto	2004	2.13
Britt Reames	2000	2.28
Curtis King.....	1998-99.....	2.38
Dean Kiekhefer	2014-16.....	2.38

ON-BASE PERCENTAGE*

Matt Carpenter	2011-12, 19, 24 ..	.414
Iván Herrera	2021-24.....	.414
Ruben Gotay	2010410
Luke Voit	2017-18.....	.400
Eduardo Perez	1999-2000....	.389

DOUBLES

Nick Stavinocha	2007-11.....	96
John Gall	2003-06.....	93
Stubby Clapp.....	1999-2002.....	87
Bo Hart	2003-06.....	78
Keith McDonald.....	1998-2002.....	72

RUNS BATTED IN

Nick Stavinocha	2007-11.....	316
John Gall	2003-06.....	255
Luken Baker	2021-24.....	245
Juan Yopez	2021-23.....	185
Patrick Wisdom	2016-18.....	180

WALKS

Kramer Robertson....	2019, 21-23... ..	230
Stubby Clapp.....	1999-2002....	222
Luken Baker	2021-24.....	163
John Gall	2003-06.....	160
Adron Chambers.....	2010-13.....	152

SAVES

Victor Marte.....	2011-13.....	45
Brian Falkenberg.....	2005-07	44
Sam Tuivailala.....	2014-18.....	42
Fernando Salas.....	2009-13.....	34
Rick Heiserma.....	1999-2002.....	33

WHIP^

Mark Montgomery	2017	0.92
Manny Aybar	1998	0.95
Michael Wacha	2013	0.99
Britt Reames	2000	1.00
Luke Weaver	2016-18.....	1.02

OPS (ON-BASE + SLUGGING)*

Kevin Witt	2004953
Josh Phelps.....	2008941
Tyler O'Neill.....	2017-19, 22-23 ..	.941
Luke Voit	2017-18.....	.935
Eduardo Perez	1999-2000....	.927
Allen Craig.....	2009-12.....	.927

HOME RUNS

Luken Baker	2021-24.....	86
Nick Stavinocha	2007-11.....	74
John Gall	2003-06.....	57
Adolis García.....	2017-19.....	57
Scott Seabol.....	2003-05.....	56

TOTAL BASES

Nick Stavinocha	2007-11.....	863
John Gall	2003-06.....	746
Luken Baker	2021-24.....	613
Stubby Clapp.....	1999-2002....	609
Scott Seabol.....	2003-05.....	544

STOLEN BASES

Tyler Greene	2008-11.....	67
Kramer Robertson....	2019, 21-23... ..	58
Adron Chambers.....	2010-13.....	57
Óscar Mercado	2018, 23	46
Tommy Pham.....	2013-17.....	45

* = min. 450 PA

GAMES STARTED

P.J. Walters.....	2008-11.....	78
Brandon Dickson.....	2010-12, 21 ..	75
Tyler Lyons.....	2012-15, 17-18..	68
Alan Benes.....	1999-01, 04, 06..	67
John Gast.....	2012-15.....	62

STRIKEOUTS

P.J. Walters.....	2008-11.....	428
Tyler Lyons.....	2012-15, 17-18..	384
Brandon Dickson.....	2010-12, 21 ..	372
Connor Thomas	2021-24.....	350
Matthew Liberatore ..	2021-23.....	323

WINNING PERCENTAGE^^

Manny Aybar	1998	1.000
Luke Weaver	2016-18.....	.846
Brad Thompson	2004-09.....	.800
Ryan Sherriff	2014-18.....	.800
Austin Gomber	2018-19.....	.786

^ = min. 50 IP

^^ = min. 10 decisions



SPRINGFIELD CARDINALS (AA) COACHING STAFF

**PATRICK ANDERSON****MANAGER**

Patrick Anderson enters his first season as manager in Springfield and fourth with the Cardinals organization. He spent the last three seasons as the manager in High-A Peoria.

In 2023, Anderson led the Chiefs to their first postseason appearance since 2018 after capturing the West Division Wild Card.

Prior to joining the Cardinals, Anderson managed for the Princeton WhistlePigs in 2021, a summer collegiate league team formerly of the Appalachian League.

Anderson's affiliated managerial experience comes from seven years in the Nationals organization (2013-19) as manager with the Single-A Hagerstown Suns (2014-19) and Gulf Coast League Nationals (2013). On May 1, 2022 vs. Wisconsin, Anderson recorded his 500th career win in minor league baseball. He owns a career record of 691-641 as manager.

The 2013 GCL Nationals ran off a 49-9 record in his only season with the Rookie Level affiliate and set a Minor League Baseball record for best domestic regular season win pct. (.845) of the time. The Nationals swept through the postseason to the championship over the Pirates (1-0) and Red Sox (2-0). Lucas Giolito, Wander Suero and Nick Pivetta were a few of the players who reached the Majors from that talent-laden squad.

Following a college playing career at Mars Hill (N.C.) University and three years of Independent League baseball, Anderson began his coaching career in 1996 as an assistant with Gannon (Pa.) University. Posts followed at Hofstra University as an assistant coach (1999-2001) and head coach (2009-11). Sandwiched between his college coaching were coaching positions in the Royals organization in the GCL (2001), Midwest League (2002-06), Pioneer League (2007) and Appalachian League (2008).

Anderson, 52, resides in Columbia, Mo., with his wife Larissa, the current head softball coach of the Missouri Tigers, where she has compiled a 217-115 record entering the 2025 season.

**CASEY CHENOWETH****HITTING COACH**

Chenoweth enters his third season in the Cardinals organization and second as the Springfield hitting coach. He served as Peoria's hitting coach in 2023. Prior to the Cardinals, Chenoweth was with the Diamondbacks as a hitting coordinator from 2020-22 in Scottsdale.

His professional coaching career began in the Giants organization as a hitting coach with the Dominican Summer League entry where he spent the 2017-18 seasons with the rookie development league. The following season, Chenoweth was promoted to the Arizona League where the Giants Orange entry set a franchise record with 43 wins and advanced to the postseason.

Chenoweth, 32, played college baseball starting at Compton (Calif.) College for a season before transferring to East Central (Okla.) University. He also studied Psychology at Yale University in 2020. Among his licenses and certifications are Driveline, Marucci Bat Performance testing, OnBase and Rapsoto.

Chenoweth was a volunteer coach for the MLB Urban Youth Academy and is bilingual in Spanish and English. He and his wife Annyssa reside in Bentonville, Arkansas.

**ERIC PETERSON****PITCHING COACH**

Peterson enters his third season as pitching coach with Springfield and fourth season with the Cardinals organization, previously serving as a fourth coach in the Cardinals minor league system.

Prior to joining the Cardinals, Peterson was the graduate assistant pitching coach at Bloomsburg University in 2022.

His coaching career began in 2018 with Neumann (Pa.) University then moved on to USA Baseball as the Baseball Operations intern for the Prospect Development Pipeline.

The former 37th round draft pick of the Houston Astros in 2014 played college baseball at Temple University before the program was eliminated and moved on to North Carolina State University.

Peterson, 32, resides in Bear, Delaware.

**DANNY BLACK****BENCH COACH**

Black begins his first season as a coach for Springfield and first in the Cardinals organization.

He began his coaching career in 2017 and has served as a defensive coach at four different levels, including with High-A Jupiter from 2017-19, Triple-A Jacksonville in 2021, the Florida Complex League Marlins in 2022, and the Double-A Pensacola Blue Wahoos in 2023 and 2024. He also served as a coach for the Peoria Javelinas in the Arizona Fall League following the 2023 season.

Originally selected by Miami in the 14th round of the 2010 MLB Draft, the former shortstop played six seasons in the Marlins minor league system from 2010-15. He was named an MiLB.com Organizational All-Star in 2011 and 2012, plus a Florida State League All-Star in 2012. He helped lead then Double-A affiliate Jacksonville to a Southern League championship in 2014 and reached as high as Triple-A New Orleans in 2014 and 2015.

Black played college baseball at Feather River College in Quincy, California for two seasons before transferring to the University of Oklahoma for his junior season in 2010. He hit .320 in his sole season with the Sooners, helping the club reach the 2010 College World Series.

Black, 36, resides in Dade City, Florida, with his wife, Katie, and their two daughters, Braelyn and Cora.



2024 SPRINGFIELD CARDINALS STATISTICS

Manager: José Leger (4th season) / Overall with Springfield: 264-270 (.494)
Record: 79-59; 1.5 GB (4th in Texas League, 2nd in North Division) / Home: 37-33; Road: 42-26 / 1H: 37-32; 2H: 42-27
Streaks: W9 (April 5-14) & L8 (June 9-18)
Runs: 683 scored (1st in Texas League); 655 allowed (7th); +28 run differential (4th)
Home Runs: 94 (49 solo, 30 two-run, 13 three-run, 2 grand slams) (8th); 131 allowed (8th)
Shutouts: 8-6
One-Run Games: 21-11
Extra Inning Games: 6-1
Postseason: Lost to Arkansas in North Division Series (1-2); clinched division 1st half best record
Attendance: 263,648 (8th); 3,877 average
League Leaders: Bryan Torres (AVG, .331; OBP, .418; H, 148); Jimmy Crooks (SLG, .498); Nathan Church (R, 81); Matt Svanson (SV, 27; G, 53)
Post-Season All-Stars: C Jimmy Crooks, SP Tink Hence; SP Quinn Mathews, RP Matt Svanson
League Awards: Jimmy Crooks (MVP); Tink Hence (Pitcher of the Year, Pitcher of the Month April); José Leger (Manager of the Year); Quinn Mathews (Pitcher of the Month August); Bryan Torres (Player of the Month August, Player of the Week Aug. 12-18); Nathan Church (Player of the Week April 15-21); Cooper Hjerpe (Pitcher of the Week June 17-23; June 24-30)



Most games at each position

1B R.J. Yeager 84	OF Nathan Church 126	C Jimmy Crooks 81
2B Noah Mendlinger 65	OF Bryan Torres 90	SP Max Rajcic 24
3B Jacob Buchberger 97	OF Mike Antico 63	RP Matt Svanson 53
SS Jeremy Rivas 123	DH Matt Lloyd 52	RP Leonardo Taveras 47

TEXAS LEAGUE AWARD WINNERS

(since 2005)

MOST VALUABLE PLAYER	
Matt Adams	2011
Oscar Taveras	2012
Dylan Carlson	2019
Moisés Gómez	2022
Thomas Saggese	2023
Jimmy Crooks	2024

PITCHER OF THE YEAR	
Dakota Hudson	2017
Tink Hence	2024

TOP MLB PROSPECT	
Jordan Walker	2022

BATTING TITLE	
Oscar Taveras	2012 321
Luke Voit	2016 297
Thomas Saggese	2023 318
Bryan Torres	2024 331

HR LEADER	
Colby Ramus	2007 29
Chandler Redmond	2023 31

RBI LEADER	
Matt Adams	2011 101
Thomas Saggese	2023 107

ERA TITLE	
Dakota Hudson	2017 2.53
Angel Rondón	2019 3.21

WINS LEADER	
Randy Leek	2005 15
Trey Hearne	2009 12

STRIKEOUT LEADER	
None	

MANAGER OF THE YEAR	
José Leger	2024

ALL-STAR GAME TOP STAR	
Oscar Taveras	2012
Cody Stanley	2014

JOE BAUMAN HR AWARD	
Moisés Gómez	39 2022



SPRINGFIELD CARDINALS SINGLE-SEASON LEADERS

(since 2005)

BATTING AVERAGE*

Bryan Torres2024331
Tyler Minges2005324
Oscar Taveras2012321
Jimmy Crooks2024321
Mike O'Neill2013320

HITS

Charlie Tilson2015 159
Travis Hanson2005 155
Allen Craig2008 154
Oscar Taveras2012 153
Kolten Wong2012 150

RUNS

Jordan Walker2022 100
Tyler Minges2005 98
Colby Rasmus2007 93
Chandler Redmond2023 88
Two tied with 86

GAMES

Travis Hanson2005 137
Ryan Jackson2011 135
Charlie Tilson2015 134
Luke Voit2016 134
Three tied with 133

INNINGS PITCHED

Randy Leek2005 185.2
Jordan Pals2006 160.1
Jordan Pals2005 159.2
Mitchell Boggs2007 152.1
Eric Haberer2007 152.0

WINS

Randy Leek2005 15
Eric Haberer2007 13
Trey Hearne2009 12
David Kopp2010 12
Eight tied with 11

EARNED RUN AVERAGE^

Joey Donofrio2014 0.87
Scott Gorgen2010 1.26
Josh Kinney2005 1.29
Lee Stoppelman2013 1.35
Luke Weaver2016 1.40

ON-BASE PERCENTAGE*

Mike O'Neill2013431
Aaron Luna2010426
Noah Mendlinger2023422
Bryan Torres2024418
Jermaine Curtis2012416

DOUBLES

Colby Rasmus2007 37
Oscar Taveras2012 37
Tyler Minges2005 34
Ryan Jackson2011 34
Four tied with 31

RUNS BATTED IN

Matt Adams2011 101
Travis Hanson2005 97
Oscar Taveras2012 94
Chandler Redmond2023 92
Xavier Scruggs2012 91

WALKS

Arquimedes Gamboa2023 89
Xavier Scruggs2013 82
Chandler Redmond2023 81
Greg Garcia2012 80
Ruben Gotay2013 72

GAMES

Fernando Salas2008 60
Nick Greenwood2011 59
Mark Worrell2006 57
Luke Gregerson2008 57
Eric Fornataro2012 57

SAVES

Mark Worrell2006 27
Chris Perez2007 27
Matt Svanson2024 27
Fernando Salas2008 25
Keith Butler2012 25

WHIP^

Lee Stoppelman2013 0.85
Jason Buurisma2010 0.85
Jack Flaherty2017 0.92
Joey Donofrio2014 0.93
Evan Kruczynski2018 0.93

OPS (ON-BASE + SLUGGING)*

Tyler Minges2005956
Oscar Taveras2012952
Alex Castellanos2011941
Colby Rasmus2007932
Matt Adams2011923

HOME RUNS

Matt Adams2011 32
Chandler Redmond2023 31
Colby Rasmus2007 29
Xavier Scruggs2013 29
Luken Baker2021 26

TOTAL BASES

Oscar Taveras2012 273
Matt Adams2011 262
Colby Rasmus2007 260
Travis Hanson2005 250
Allen Craig2008 250

STOLEN BASES

Mike Antico2023 52
Charlie Tilson2015 46
Victor Scott II2023 44
Oscar Mercado2017 38
Bryan Torres2024 33

* = min.350 PA

GAMES STARTED

Jordan Pals2005 27
Randy Leek2005 27
Jordan Pals2006 27
Mike Parisi2006 27
Nick Additon2010 27
Daniel Ponce de Leon2016 27

STRIKEOUTS

Kyle Leahy2022 144
Austin Gomber2017 140
Max Rajcic2024 131
Michael Blazek2011 128
Johan Oviedo2019 128

OPPONENT AVERAGE^

Chris Perez2007126
Lee Stoppelman2013150
Ramon Santos2021164
Joey Donofrio2014172
Blake King2010173

^ = min. 30 IP



SPRINGFIELD CARDINALS ALL-TIME LEADERS

(since 2005)

BATTING AVERAGE*

Bryan Torres	2024331
Tyler Minges.....	2005324
Oscar Taveras.....	2012321
Andrew Knizner.....	2017-18317
Bryan Anderson	2007-08313

HITS

Chris Swauger.....	2010-14	326
Jonathan Rodríguez..	2014-16	310
Steven Hill	2008-11	299
Chandler Redmond...	2021-24	292
Mike O'Neill	2012-15	288

RUNS

Chandler Redmond...	2021-24	185
Mike Antico.....	2022-24	177
Daryl Jones	2008-11	162
Nick Dunn.....	2021-23	162
Steven Hill	2008-11	157
Mike O'Neill	2012-15	157

GAMES

Chandler Redmond...	2021-24	341
Chris Swauger.....	2010-14	332
Jonathan Rodríguez..	2014-16	319
Xavier Scruggs.....	2010, 12-13... 296	
Daryl Jones	2008-11	284

INNINGS PITCHED

Jordan Pals	2005-06	320.0
Richard Castillo	2011-13	273.2
Corey Baker	2013-17	269.2
Nick Additon	2009-11	259.2
Kyle Hald	2014-15	239.0

WINS

Jonathan Cornelius...	2013-15	17
Eric Haberer	2006-07	16
Trey Hearne	2009-10	16
David Kopp.....	2009-11	16
Michael Blazek.....	2011-13	16

EARNED RUN AVERAGE^

Luke Weaver	2016	1.40
C.J. Fick	2009-10	1.76
Jack Flaherty.....	2017, 21-22... 1.82	
Jason Motte.....	2007, 14	2.01
Dakota Hudson	2017, 21	2.36

ON-BASE PERCENTAGE*

Bryan Torres	2024418
Aaron Luna.....	2009-11415
Jermaine Curtis.....	2010-12409
Greg Garcia.....	2012, 14406
Matt Carpenter	2010, 12, 16, 19, 24	.404

DOUBLES

Steven Hill	2008-11	61
Jonathan Rodríguez..	2014-16	57
Cody Haerther.....	2005-08	55
Juan Richardson	2006-07	53
Three tied with.....		50

RUNS BATTED IN

Chandler Redmond...	2021-24	246
Xavier Scruggs.....	2010, 12-13... 193	
Steven Hill	2008-11	185
Chris Swauger.....	2010-14	181
Juan Richardson	2006-07	156
Bruce Caldwell	2015-17	156

WALKS

Chandler Redmond...	2021-24	167
Mike O'Neill	2012-15	157
Jonathan Rodríguez..	2014-16	152
Xavier Scruggs.....	2010, 12-13... 150	
Justin Toerner	2019, 21-23... 143	

GAMES

Justin Wright	2012-16	168
Kevin Thomas	2011-13	124
Ronnie Shaban	2014-16	109
Cory Doyne	2005-06	102
Corey Baker	2013-17	101

SAVES

Keith Butler.....	2012-13	32
Matt Svanson.....	2024	32
Francisco Samuel	2009-11	28
Mark Worrell.....	2006	27
Chris Perez.....	2007	27

WHIP^

Jason Buursma	2010	0.85
Jack Flaherty.....	2017, 21-22... 0.93	
Luke Weaver	2016	0.95
Quinn Mathews.....	2024	0.96
Jess Todd.....	2008	1.00

OPS (ON-BASE + SLUGGING)*

Tyler Minges.....	2005956
Oscar Taveras.....	2012952
Colby Rasmus.....	2007932
Matt Adams.....	2011, 13914
Jordan Walker.....	2022898

HOME RUNS

Chandler Redmond...	2021-24	66
Xavier Scruggs.....	2010, 12-13... 59	
Steven Hill	2008-11	57
Andrew Brown.....	2008-10	47
Chris Swauger.....	2010-14	38

TOTAL BASES

Chandler Redmond...	2021-24	541
Steven Hill	2008-11	539
Chris Swauger.....	2010-14	498
Xavier Scruggs.....	2010, 12-13... 475	
Jonathan Rodríguez..	2014-16	469

STOLEN BASES

Mike Antico.....	2022-23	100
Charlie Tilson	2014-15	48
Victor Scott II	2023	44
Jose Garcia	2010-12	38
Óscar Mercado	2017	38

* = min. 450 PA

GAMES STARTED

Jordan Pals	2005-06	54
Chris Lambert.....	2005-07	46
Nick Additon	2009-11	45
Richard Castillo	2011-13	42
Kyle Hald	2014-15	42

STRIKEOUTS

Michael Blazek.....	2011-13	236
Dalton Roach	2021-23	228
Corey Baker	2013-17	221
Kevin Thomas	2011-13	219
Kyle Leahy	2019, 21-22... 209	

WINNING PERCENTAGE^^

Seth Maness	2012, 16786
Shelby Miller.....	2011750
Lance Lynn.....	2009, 16733
Fernando Salas.....	2008-09727
Dakota Hudson	2017, 21714

^ = min. 50 IP

^^ = min. 10 decisions

**PEORIA CHIEFS (A+) COACHING STAFF****ROBERTO ESPINOZA****MANAGER**

Espinoza enters his 12th season in a coaching role for the Cardinals organization and his first as manager for the Peoria Chiefs.

Previously, he served as manager for the Florida Complex League Cardinals (2021-2024) and Johnson City Cardinals (2017-19) where he won the 2019 Appalachian League Championship. He has a career managerial record of 185-228.

Prior to his managerial turn, Espinoza was hitting coach for the Appalachian League Johnson City champion squad in 2016. In 2015, Espinoza was hitting coach for the GCL Cardinals following a year as the bullpen assistant in St. Louis.

The former Cardinals minor league catcher was originally signed by the Cardinals as a non-drafted free-agent out of Palo Negro, Venezuela, in March 2006.

He played five seasons in the Cardinals organization before an injury sidelined him during the 2011 and 2012 seasons, when he pursued a career in coaching. Espinoza played in 202 games, advancing as far as High-A Palm Beach in 2010.

Espinoza, 36, resides in Palm Beach Gardens, Fla. with his wife, Johely, and children, Roberto Alexander and Valeria.

**ELVIS RODRIGUEZ****HITTING COACH**

Elvis Rodriguez begins his second season as the hitting coach for Peoria and second in the Cardinals organization.

Rodriguez joined the Cardinals from the Astros organization where he was a Player Development hitting coach since September 2021, while filling roles as hitting coach for Double-A Corpus Christi and the Dominican Summer League.

His journey into professional baseball transitioned from his role as the Director of Player Development at the Swing Factory out of Massachusetts where he starting working in 2019.

As a college baseball player, Rodriguez began his career with Western Oklahoma State College where he played first base and helped the squad to the NJCAA World Series Championship in 2011. He transferred to Faulkner (Ala.) University where he would win a second title, this time in NAIA, marking the school's first title in 2013. His playing career continued to the North Shore League where he was named league MVP in 2016 and 2017 as a member of the Swampscott Sox.

Rodriguez, 34, resides in Boston, Mass., in the off-season with his wife, Christina, and children, Elvis, Jr. and Alex.

**WILL HAWKS****PITCHING COACH**

Hawks enters his first season as pitching coach for Peoria and third overall in the Cardinals organization. He served as a coach with Double-A Springfield in 2023 and with Triple-A Memphis in 2024.

Prior to joining the Cardinals, Hawks was a coach at Lipscomb (Tenn.) University and served as a graduate assistant at Austin Peay State (Tenn.) University and Cumberland (Tenn.) University.

Outside of the university schedule, Hawks gained valuable experience as the bullpen coach for the Falmouth Commodores in the prestigious Cape Cod Summer League in 2019. The previous summer, Hawks was associate head coach of the Nashville Knights.

Hawks playing career stems from Cumberland University where he was a pitcher on the baseball team while completing his bachelors degree in Health and Human Performance with a Master's degree of Science in Leadership and Organizational Administration from Austin Peay.

Hawks, 28, resides in Murfreesboro, Tennessee.

**LUIS ARENADO****BENCH COACH**

Arenado enters his first season as a coach for Peoria and his third season as coach in the Cardinals organization, having served as a coach with the Florida Complex League affiliate starting in 2023.

Previously, Arenado worked a Sports Science fellowship for the Florida Complex League and Palm Beach Cardinals.

He played three years in college with two years at Florida International University (2018-19) and one season at Shorter University (2020).

Arenado, 25, resides in Miami, Florida. He is the first cousin of third baseman Nolan Arenado.



2024 PEORIA CHIEFS STATISTICS



Manager: Patrick Anderson (3rd season) / Overall with Peoria: 184-211 (.466)
Record: 59-72; 18.0 GB (T9th in Midwest League, 5th in West Division) / Home: 29-37; Road: 30-35 / 1H: 26-39; 2H: 33-33
Streaks: W6 (Aug. 17-23) & L7 (May 1-8)
Runs: 530 scored (11th in Midwest League); 534 allowed (4th); -4 run differential (6th)
Home Runs: 84 (38 solo, 37 two-run, 8 three-run, 1 grand slam) (9th); 99 allowed (9th)
Shutouts: 8-5
One-Run Games: 14-23
Extra Inning Games: 4-7
Postseason: N/A
Attendance: 164,658 (10th); 2,533 average
League Leaders: Hancel Rincón (W, 9; IP, 132.2; GS 24); Pete Hansen (SO, 134; GS, 24); Brycen Mautz (GS, 24)
Post-Season All-Stars: N/A
League Awards: Quinn Mathews (Pitcher of the Week May 27-June 2); Dakota Harris (Player of the Week June10-16)

Most games at each position

1B Osvaldo Tovalin 44	OF Won-Bin Cho 103	C Leonardo Bernal 78
2B Tre Richardson 59	OF Alex Iadisernia 89	SP Three tied with 24
3B Michael Curialle 66	OF Zach Levenson 57	RP Tanner Jacobson 40
SS Brody Moore 103	DH Darlin Moquete 35	RP Tyler Bradt 37

MIDWEST LEAGUE AWARD WINNERS

(since 1995)

MOST VALUABLE PLAYER	PITCHER OF THE YEAR	PROSPECT OF THE YEAR
Pablo Ozuna 1998	Ian Bedell 2023	Britt Reames 1996
Albert Pujols 2000		Brent Butler 1997
Elehuris Montero 2018		Pablo Ozuna 1998
		Albert Pujols 2000
BATTING TITLE	HR LEADER	RBI LEADER
Kerry Robinson 1996 359	None	Matt Adams 2010 88
Pablo Ozuna 1998 357		Brady Whalen 2019 81
Brendan Ryan 2004 322		
Oscar Taveras 2011 386		
Elehuris Montero 2018 322		
ERA TITLE	WINS LEADER	STRIKEOUT LEADER
Cory Corrigan 1995 2.32	Tyler Johnson 2002 15	Britt Reames 1996 167
Britt Reames 1996 1.90	Austin Gomber 2015 15	Austin Gomber 2015 140
Matt Pearce 2015 2.43	Gustavo Rodriguez 2023 8	Austin Love 2022 151
Wilfredo Pereira 2021 3.33	Hancel Rincón 2024 9	Pete Hansen 2024 134
MANAGER OF THE YEAR	ALL-STAR GAME MVP	
Roy Silver 1996	None	



PEORIA/QUAD CITIES SINGLE-SEASON LEADERS

Affiliates: Peoria Chiefs (1995-2004, 2013-present), Quad Cities Swing/River Bandits (2005-12)

(since 1995)

BATTING AVERAGE*

Kerry Robinson	1996	.359
Pablo Ozuna	1998	.357
Albert Pujols	2000	.324
Eliezer Álvarez	2016	.323
Elehuris Montero	2018	.322

ON-BASE PERCENTAGE*

Daric Barton	2004	.445
Kerry Robinson	1996	.422
Colin Walsh	2012	.419
Andy Hall	1996	.414
Eliezer Álvarez	2016	.404

OPS (ON-BASE + SLUGGING)*

Daric Barton	2004	.956
Albert Pujols	2000	.953
Colin Walsh	2012	.949
Elehuris Montero	2018	.910
Kerry Robinson	1996	.897

HITS

Pablo Ozuna	1998	192
Shaun Boyd	2002	163
Magneuris Sierra	2016	161
Breyvic Valera	2013	159
Kerry Robinson	1996	158

DOUBLES

Matt Adams	2010	41
Dave Kim	1998	38
Brent Butler	1997	37
Shaun Boyd	2002	36
Tim Lemon	2002	36
Eliezer Álvarez	2016	36

HOME RUNS

Joe Freitas	1997	33
Gabe Johnson	2002	26
Matt Adams	2010	22
Jose Leon	1997	20
Jonathan Rodríguez	2011	20

RUNS

Pablo Ozuna	1998	122
Kerry Robinson	1996	98
Anthony Monegan	2004	97
Matt Lemanczyk	2005	92
Shaun Boyd	2002	91

RUNS BATTED IN

Gabe Johnson	2002	101
Andy Bevins	1998	98
Matt Adams	2010	97
Brady Whalen	2019	94
Dave Kim	1998	92

TOTAL BASES

Pablo Ozuna	1998	266
Matt Adams	2010	251
Shaun Boyd	2002	245
Gabe Johnson	2002	238
Brent Butler	1997	233

GAMES

Rick Asadoorian	2002	137
Travis Hanson	2003	136
Troy Farnsworth	1999	134
Chris Morris	2001	134
Gabe Johnson	2002	134

WALKS

Matt Shepherd	2005	87
Chris Morris	2001	83
Jonathan Rodríguez	2011	77
Andy Hall	1996	75
Daric Barton	2004	69

STOLEN BASES

Chris Morris	2001	111
Pablo Ozuna	1998	62
Anton French	1995	57
Matt Lemanczyk	2003	56
Three tied with		50

* = min.350 PA

INNINGS PITCHED

Jose Jimenez	1996	172.1
Cheyenne Janke	2000	167.0
Britt Reames	1996	161.0
Matt DeWitt	1997	158.1
Neal Arnold	1998	155.2

GAMES

Brian Reed	1995	63
Adam West	1997	62
Jose DeLeon	1997	60
Four tied with		58

GAMES STARTED

Steve Stemle	1999	28
Eric Fornataro	2010	28
Seven tied with		27

WINS

Britt Reames	1996	15
Tyler Johnson	2002	15
Austin Gomber	2015	15
Cliff Politte	1996	14
Anthony Ferrara	2011	13

SAVES

Gene Stechschulte	1998	33
Travis Welch	1995	31
Kenneth Maiques	2007	31
Kevin Crafton	1997	29
Kyle Grana	2015	24

STRIKEOUTS

Britt Reames	1996	167
Cliff Politte	1996	151
Austin Love	2022	151
Shelby Miller	2010	140
Austin Gomber	2015	140

EARNED RUN AVERAGE^

Tommy Parsons	2019	0.26
Patrick Dayton	2018	0.78
Kyle Grana	2015	0.78
Zach Petrick	2013	0.83
Gordon Graceffo	2022	0.99

WHIP^

Tommy Parsons	2019	0.54
Jordan Swagerty	2011	0.67
Gordon Graceffo	2022	0.68
Mike O'Reilly	2017	0.68
Jared Blasdel	2002	0.73

OPPONENT AVERAGE^

Tommy Parsons	2019	.120
Rick Ankiel	1998	.134
Kyle Barraclough	2014	.152
Jared Blasdel	2002	.154
Justin Wright	2011	.155

^ = min. 30 IP



PEORIA/QUAD CITIES ALL-TIME LEADERS

Affiliates: Peoria Chiefs (1995-2004, 2013-present), Quad Cities Swing/River Bandits (2005-12)
(since 1995)

BATTING AVERAGE*

Kerry Robinson	1996359
Pablo Ozuna	1998357
Eliezer Álvarez	2016323
Brendan Ryan	2004322
Matt Adams	2010310

HITS

Tim Lemon	2000-03	359
Chris Duncan	2000-02	338
Shaun Boyd	2001-02	241
Matt Lemanczyk	2003, 05	240
Brian O'Keefe	2015-17	224

RUNS

Tim Lemon	2000-03	206
Matt Lemanczyk	2003, 05	166
Chris Duncan	2000-02	154
Shaun Boyd	2001-02	133
Luis Mateo	2010-12	133

GAMES

Tim Lemon	2000-03	438
Chris Duncan	2000-02	331
Chase Voshell	2001-03	268
Francisco Hernandez	2021-23	261
Osvaldo Tovalin	2022-24	241

INNINGS PITCHED

Wilfredo Pereira	2019, 21-22, 24	261.0
Dionys Rodríguez	2022-24	252.0
Miguel Martínez	2001-03	236.2
Zane Mills	2022-24	235.2
Don Graves	2001, 03	232.2

WINS

Britt Reames	1996	15
Tyler Johnson	2001-02	15
Austin Gomber	2015	15
Zane Mills	2022-24	15
Cliff Politte	1996	14
Miguel Martínez	2001-03	14

EARNED RUN AVERAGE^

Kyle Grana	2015	0.78
Kevin Siegrist	2011	1.15
Ryan Helsley	2016	1.61
Alex FaGalde	2018	1.63
Kyle Mura	2007	1.66

ON-BASE PERCENTAGE*

Kerry Robinson	1996422
Andy Hall	1996414
Eliezer Álvarez	2016404
Matt Shepherd	2005402
Pablo Ozuna	1998400

DOUBLES

Tim Lemon	2000-03	99
Chris Duncan	2000-02	82
Brian O'Keefe	2015-17	53
Chase Voshell	2001-03	52
Gabe Johnson	2000-02	50

RUNS BATTED IN

Tim Lemon	2000-03	203
Chris Duncan	2000-02	191
Gabe Johnson	2000-02	132
Brian O'Keefe	2015-17	130
John Santor	2002-04	124

WALKS

Colin Walsh	2010-12	123
Nick Plummer	2017-18	120
Chris Duncan	2000-02	116
Tim Lemon	2000-03	110
Nick Martini	2012-13	104

GAMES

Nathanael Heredia	2021-24	99
Fabian Blanco	2018-19, 21	98
Dionys Rodríguez	2022-24	90
Ben Julianel	2002-03	89
Jason Cairns	2005-07	87

SAVES

Travis Welch	1995-96	48
Gene Stechschulte	1998	33
Kenneth Maiques	2007	31
Kevin Crafton	1997	29
Kyle Grana	2015	24

WHIP^

Mike O'Reilly	2017	0.68
Boone Whiting	2011-12	0.84
Scott Schneider	2009-10	0.94
Alex FaGalde	2018	0.94
Kyle Mura	2007	0.96

OPS (ON-BASE + SLUGGING)*

Kerry Robinson	1996897
Matt Adams	2010896
Pablo Ozuna	1998894
Eliezer Álvarez	2016880
Dave Kim	1998873

HOME RUNS

Tim Lemon	2000-03	38
Chris Duncan	2000-02	37
Brian O'Keefe	2015-17	33
Gabe Johnson	2000-02	32
Terry Evans	2003-04	23

TOTAL BASES

Tim Lemon	2000-03	594
Chris Duncan	2000-02	543
Brian O'Keefe	2015-17	380
Shaun Boyd	2001-02	354
Gabe Johnson	2000-02	343

STOLEN BASES

Chris Morris	2001	111
Matt Lemanczyk	2003, 05	104
Tim Lemon	2000-03	82
Pablo Ozuna	1998	62
Anton French	1995	57

* = min. 450 PA

GAMES STARTED

Miguel Martínez	2001-03	43
Corey Avard	1996-97	41
Aaron Russelburg	2001-03	39
Logan Gragg	2019, 21-22	39
Inohan Paniagua	2022-24	39

STRIKEOUTS

Wilfredo Pereira	2019, 21-22, 24	293
Dionys Rodríguez	2022-24	230
Inohan Paniagua	2022-24	202
Corey Avard	1996-97	197
Leonardo Taveras	2019, 21-23	182

WINNING PERCENTAGE^^

Daniel Calhoun	2010	1.000
Austin Gomber	2015833
Ryan Helsley	2016833
Kevin Ool	2005818
Mike O'Reilly	2017818
Roy Garcia	2023-24818

^ = min. 50 IP

^^ = min. 10 decisions



PALM BEACH CARDINALS (A) COACHING STAFF

**GARY KENDALL****MANAGER**

Gary Kendall enters his fourth season as manager in Palm Beach and with the Cardinals organization. Previously, he was manager of the Triple-A Norfolk Tides for two seasons and 18 years managing overall in the Orioles organization.

Last season, Kendall steered the Beach Birds to their third franchise championship after capturing both the first and second halves of the season. He also led the team to a franchise-best 83-47 record, which was the best among any full season affiliate in Minor League Baseball. He was named Florida State League Manager of the Year, his first league award in his 20-year managerial career.

Palm Beach has reached the postseason in each of Kendall's three seasons at the helm, winning first half division titles in both 2022 and 2023 before falling to St. Lucie (0-2) and Jupiter (0-2) in the semifinals of the FSL playoffs, respectively.

He has led five teams to the postseason in his career including an Eastern League Championship with the 2015 Bowie Baysox (AA) and the 2013 Arizona Fall League Championship with the Surprise Saguaros. Overall, Kendall has compiled a 1,228-1,255 record as a manager in the minor leagues.

His field manager career began with Rookie Level Bluefield in 2004 and spanned the next 16 seasons through Single-A Delmarva (2005-07), Short-A Aberdeen (2008-10) Bowie (2011-18) and Norfolk (2019 & 2021). Kendall holds the record for most managerial wins for Bowie with 570 over his eight years with the Double-A club.

Kendall, 61, resides in Princess Anne, Maryland with his wife Merlita and daughter, Isabel.

**PAUL BENOIT****HITTING COACH**

Paul Benoit begins his first season as the hitting coach with Palm Beach and second in the Cardinals organization after serving as a coach with Springfield in 2024.

Prior to joining the Cardinals, Benoit was a member of the Towson (Md.) University baseball staff, where he served as an assistant coach from 2022-23. At Towson, he was the Director of Analytics and Camp Director, while working with infielders, base running and an additional hitting coach.

Previous coaching positions included Post (Conn.) University in 2020 where he coordinated efforts with the Blast, Rapsodo and WIN Reality virtual reality systems. The following season, he took a position as the infield coordinator at Ottawa (Kan.) University where the school boasted four infielders on the all-conference team. At Ottawa, he also led all technology and video efforts while working as an adjunct professor in the Math Department.

During the summer of 2021, he was the head coach of the Carolina Wolves in the Southern Shores Collegiate League, winning the regular season and setting league records for wins, batting average, stolen bases, runs scored and ERA.

Benoit played baseball at Carnegie Mellon (Pa.) University before transferring to Kennesaw State (Ga.) University where he graduated with a degree in Mechatronics Engineering. Benoit, 27, resides in Atlanta, Georgia.

**MICHAEL OH****PITCHING COACH**

Michael Oh begins his first season as pitching coach for Palm Beach and the first in the Cardinals organization.

Oh comes to the Cardinals from the University of North Carolina-Charlotte where he served as a pitching coordinator in 2023 before being promoted to pitching coach for the 2024 season. During his time with the 49ers, they produced four pitchers who were Major League Baseball draft picks.

The 49ers staff posted their highest strikeout-per-nine innings pitched rate in school history with a 10.45 mark in 2024 and set the school record for strikeouts with 619 in 2023.

After pitching two years at the University of North Carolina in Chapel Hill in 2020 and 2021, Oh graduated with a degree in Communications Studies. He followed up his playing career with the Tarheels by playing a fifth year at Charlotte in 2022 while he achieved his Masters of Business Administration. Oh, 27, resides in Charlotte, North Carolina.

YUCARYBERT DE LA CRUZ**BENCH COACH**

Yucarybert De La Cruz enters his first season as a coach in the Cardinals organization after spending eight seasons in the New York Mets system.

He worked in various roles with the Mets, including four years as manager for the Rookie level DSL Mets 2 (2018-21) and Single-A St. Lucie Mets (2024). He also served as St. Lucie's bench coach in 2023 and infield coach for the Mets two DSL affiliates from 2015-17. He began his coaching career assisting at the Mets' Dominican Academy in 2014.

Signed by the Mets as a non-drafted free agent in 2009, De La Cruz played five seasons as an infielder in New York's organization, reaching as high as High-A St. Lucie in 2013.

De La Cruz, 34, resides in Santo Domingo, Dominican Republic.



2024 PALM BEACH CARDINALS STATISTICS

Manager: Gary Kendall (3rd season) / Overall with Palm Beach: 214-171 (.556)
Record: 83-47 (1st in Florida State League, 1st in East Division); Home: 40-26; Road: 43-21 / 1H: 37-29; 2H: 46-18
Streaks: W9 (July 31-Aug. 9) & L4 (June 7-12)
Runs: 639 scored (2nd in Florida State League); 476 allowed (1st); 163 run differential (1st)
Home Runs: 53 (22 solo, 21 two-run, 8 three-run, 2 grand slams) (9th); 51 allowed (1st)
Shutouts: 13-10
One-Run Games: 23-12
Extra Inning Games: 12-4
Postseason: Defeated Lakeland in Championship Series (2-1); clinched division 1st and 2nd half best record
Attendance: 45,968 (8th); 754 average
League Leaders: Chen Wei-Lin (W, 10; AVG, .204); Henry Gómez (SV, 12)
Post-Season All-Stars: UTL Miguel Villarroel; SP Chen-Wei Lin; SP Darlin Saladin; RP Zack Showalter
League Awards: Gary Kendall (Manager of the Year); Miguel Villarroel (Player of the Month May); Quinn Mathews (Pitcher of the Week April 8-14, April 22-28); Chase Davis (Player of the Week June10-16); Chen-Wei Lin (Pitcher of the Month August, Pitcher of the Week July 29-Aug.4)



Most games at each position					
1B	Ross Friedrick	70	OF	Jose Cordoba	81
2B	Miguel Villarroel	30	OF	Chase Davis	69
3B	Trey Paige	67	OF	Brayden Jobert	68
SS	Lizandro Espinoza	64	DH	Sammy Hernandez	22
			C	Sammy Hernandez	56
			SP	C. Lin/G. Salas	22
			RP	Henry Gómez	39
			RP	A. Calderon/A. Cuenca	33

FLORIDA STATE LEAGUE AWARD WINNERS
(since 2003)

MOST VALUABLE PLAYER	PITCHER OF THE YEAR	TOP MLB PROSPECT
None	Ryan Helsley2017 Tink Hence2022 Max Rajcio.....2023	None
BATTING TITLE	HR LEADER	RBI LEADER
Mike O'Neill2012342	None	None
ERA TITLE	WINS LEADER	STRIKEOUT LEADER
Jake Woodford.....2017 3.10 Trent Baker2022 3.14 Pete Hansen2023 3.12	Trent Baker2022 9 Chen-Wei Lin2024 10	Trent Baker2022 138 Pete Hansen2023 126
MANAGER OF THE YEAR	ALL-STAR GAME MVP	
Dann Bilardello.....2018 Gary Kendall2024	Allen Craig.....2007	



PALM BEACH CARDINALS SINGLE-SEASON LEADERS

(since 2003)

BATTING AVERAGE*

Mike O'Neill2012342
Daryl Jones2008326
David Popkins2013317
Allen Craig2007312
Charlie Tilson2014308

ON-BASE PERCENTAGE*

Mike O'Neill2012442
Daryl Jones2008406
Michael Curialle2023392
Casey Grayson2016391
Alan Ahmady2011388

OPS (ON-BASE + SLUGGING)*

Allen Craig2007899
Daryl Jones2008881
Mike O'Neill2012859
Jonathan Rodríguez2013854
David Popkins2013840

HITS

Juan Lucena2006 141
Allen Craig2007 132
Mike O'Neill2012 132
Starlin Rodríguez2012 129
Jonathan Rodríguez2013 129

DOUBLES

Alex Castellanos2010 35
Jonathan Rodríguez2013 34
Joe Mather2006 33
Luken Baker2019 32
Greg Catalanotte2004 30

HOME RUNS

Matt Dryer2005 21
Allen Craig2007 21
Xavier Scruggs2011 21
Jonathan Rodríguez2013 18
Joe Mather2006 16

RUNS

Allen Craig2007 77
Dan Nelson2007 76
Reid Gorecki2004 74
Kramer Robertson2018 74
Jonathan Rodríguez2013 71

RUNS BATTED IN

Allen Craig2007 77
Luke Voit2015 77
Matt Dryer2005 76
Joe Mather2006 74
Jonathan Rodríguez2013 72

TOTAL BASES

Allen Craig2007 224
Jonathan Rodríguez2013 219
Alex Castellanos2010 212
Ryan Barthelemy2006 210
Xavier Scruggs2011 203

GAMES

Luke Voit2015 130
Alex Castellanos2010 129
Dan Nelson2007 126
Jonathan Rodríguez2013 126
Casey Grayson2016 126

WALKS

Casey Grayson2016 94
Dan Nelson2007 80
Mike O'Neill2012 70
Won-Bin Cho2023 64
Luke Voit2015 63

STOLEN BASES

Rayner Laya2004 41
C.J. McElroy2015 39
Matt Lemanczyk2004 33
Oscar Mercado2016 33
Darren Seferina2016 32
Won-Bin Cho2023 32

* = min.350 PA

INNINGS PITCHED

Tyler Norrick2007 165.1
Buddy Blair2004 161.2
Richard Castillo2009 148.2
Mitchell Boggs2006 145.0
Eric Fornataro2011 144.2

GAMES

Carmen Calì2003 62
Mike Sillman2006 57
Shane Wallace2004 54
Francisco Samuel2008 54
Adam Reifer2009 54

GAMES STARTED

Tyler Norrick2007 28
Mitchell Boggs2006 27
Adam Ottavino2007 27
Richard Castillo2010 27
Three tied with 26

WINS

Adam Ottavino2007 12
Buddy Blair2004 11
Tyler Norrick2007 11
Pete Hansen2023 11
Four tied with 10

SAVES

Mark Worrell2005 35
Mike Sillman2006 35
Luke Gregerson2007 29
Francisco Samuel2008 29
Adam Reifer2009 21

STRIKEOUTS

Trent Baker2022 138
Tyler Norrick2007 134
Adam Ottavino2007 128
Mitchell Boggs2006 126
Jack Flaherty2016 126
Pete Hansen2023 126

EARNED RUN AVERAGE^

Zach Petrick2013 0.27
Mike Sillman2006 1.10
Keith Butler2011 1.25
Andrew Marrero2022 1.27
Josh Lucas2015 1.29

WHIP^

Zach Petrick2013 0.75
Troy Cate2006 0.78
Max Rajcic2023 0.81
Quinn Mathews2024 0.82
Richard Castillo2012 0.83

OPPONENT AVERAGE^

Quinn Mathews2024133
Troy Cate2006139
Andrew Marrero2022144
Chris Perry2015146
Dixon Llorens2014150

^ = min. 30 IP



PALM BEACH CARDINALS ALL-TIME LEADERS

(since 2003)

BATTING AVERAGE*

Mike O'Neill	2012342
Allen Craig.....	2007, 12313
David Popkins.....	2013-14.....	.301
Starlin Rodriguez.....	2011-14296
Juan Lucena.....	2006288

HITS

Starlin Rodriguez.....	2011-14.....	267
Luke Voit	2014-15.....	223
Rayner Laya.....	2004-06.....	214
Domnit Bolivar.....	2009-11.....	213
Rainel Rosario.....	2011-12.....	193

RUNS

Starlin Rodriguez.....	2011-14.....	143
Rayner Laya.....	2004-06.....	117
Reid Gorecki	2004-05.....	112
Matt Dryer.....	2004-06.....	109
Luke Voit	2014-15.....	109

GAMES

Domnit Bolivar.....	2009-11.....	270
Starlin Rodriguez.....	2011-14.....	240
Rayner Laya.....	2004-06.....	231
Lizandro Espinoza	2022-24.....	228
Luke Voit	2014-15.....	223

INNINGS PITCHED

Richard Castillo	2008-12.....	396.1
Tyler Adamczyk	2004-06.....	270.1
José Dávila.....	2021-24.....	227.0
Jose Garcia	2005-06.....	206.0
Arquimedes Nieto	2009-11.....	197.2

WINS

Richard Castillo	2008-12.....	21
Tyler Norrick.....	2007-08, 10....	14
Ryan Sherriff	2012-13.....	14
Buddy Blair	2004-05.....	13
Ian McKinney	2015-18.....	13

EARNED RUN AVERAGE^

Mike Sillman.....	2006	1.10
Josh Lucas	2014-15.....	1.33
Kevin Herget	2014-16.....	1.36
Tink Hence	2022	1.38
Marco Gonzales.....	2013-15, 17..	1.38

ON-BASE PERCENTAGE*

Mike O'Neill	2012442
Andy Schuttenhofer..	2003-05.....	.392
Alan Ahmady.....	2011-12.....	.389
Casey Grayson	2016-17387
Michael Curialle.....	2022-23.....	.385

DOUBLES

Starlin Rodriguez.....	2011-14.....	54
Jonathan Rodriguez..	2012-13.....	50
Joe Mather	2005-06.....	45
Xavier Scruggs.....	2010-11.....	45
Alan Ahmady.....	2011-12.....	43

RUNS BATTED IN

Matt Dryer.....	2004-06.....	131
Luke Voit	2014-15.....	128
Xavier Scruggs.....	2010-11.....	116
Starlin Rodriguez.....	2011-14.....	106
Rainel Rosario.....	2011-12.....	105

WALKS

Casey Grayson	2016-17.....	109
Alan Ahmady.....	2011-12.....	99
Luke Voit	2014-15.....	95
Andy Schuttenhofer..	2003-05.....	91
Dan Nelson	2007-08.....	90

GAMES

Iden Nazario	2012-14.....	118
Roberto Batista	2004-05.....	97
Anthony Rawson.....	2003-05.....	96
Rich Scalamandre....	2003-05.....	91
Richard Castillo	2008-12.....	81

SAVES

Mark Worrell	2005	35
Mike Sillman	2006	35
Francisco Samuel	2008, 10-11	30
Luke Gregerson	2007, 18-19....	29
Ronnie Shaban	2013-15.....	23

WHIP^

Max Rajcic.....	2023	0.81
Kevin Herget	2014-16.....	0.87
Tink Hence	2022	0.88
Mike Sillman	2006	0.94
Matt Pearce.....	2016	0.94

OPS (ON-BASE + SLUGGING)*

Allen Craig.....	2007, 12903
Mike O'Neill	2012859
Xavier Scruggs.....	2010-11819
Jonathan Rodriguez..	2012-13.....	.814
David Popkins	2013-14.....	.806

HOME RUNS

Matt Dryer.....	2004-06.....	35
Xavier Scruggs.....	2010-11	34
Terry Evans.....	2004-06.....	25
Joe Mather	2005-06.....	24
Jonathan Rodriguez..	2012-13.....	24

TOTAL BASES

Starlin Rodriguez.....	2011-14.....	393
Xavier Scruggs.....	2010-11	347
Luke Voit	2014-15.....	342
Matt Dryer.....	2004-06.....	322
Domnit Bolivar.....	2009-11	321

STOLEN BASES

Rayner Laya	2004-06.....	63
Reid Gorecki	2004-05.....	47
Joshua Baez	2022-24.....	44
Darren Seferina.....	2016-17	41
C.J. McElroy.....	2015	39

* = min.450 PA

GAMES STARTED

Richard Castillo	2008-12.....	71
Tyler Adamczyk	2004-06.....	40
José Dávila.....	2021-24.....	38
Mark Michael.....	2005-06.....	34
Kyle Hald	2012-14.....	34

STRIKEOUTS

Richard Castillo	2008-12.....	269
José Dávila.....	2021-24.....	209
Jose Garcia	2005-06.....	182
Iden Nazario	2012-14.....	179
Tyler Norrick.....	2007-08, 10..	172

WINNING PERCENTAGE^^

Kevin Thomas.....	2010833
Justin Garza.....	2004-06.....	.818
Jesse Simpson.....	2010-11800
Ryan Helsley	2017800
Pete Hansen	2023786

^ = min. 50 IP

^^ = min. 10 decisions



FLORIDA COMPLEX LEAGUE CARDINALS (RK) COACHING STAFF

**WILLI MARTIN****MANAGER**

Martin begins his first season as manager for the Florida Complex League Cardinals and fifth in the Cardinals organization. He previously served as hitting coach for Palm Beach (2023-24) and Peoria (2022) and was hired as a coach with Springfield in 2020 before the COVID-19 pandemic canceled the season.

Martin played college baseball at Liberty University for three seasons as a pitcher before transferring to Southeastern (Fla.) University to become a position player/hitter. Martin was named an NAIA All-American as a first baseman at Southeastern before playing three years of Independent Professional Baseball in the Frontier League (2015-17).

During the 2021 season, Martin was the Director of Player Development for the United Shore Professional Baseball League after serving two years in the league as the Assistant Manager of the Utica (Mich.) Unicorns (2018-2019).

Martin, 33, resides in St. Petersburg, Florida.

**ERICK ALMONTE****HITTING COACH**

Erick Almonte enters his 12th season as a coach in the Cardinals organization and his third as hitting coach for the Florida Complex League Cardinals.

Almonte spent three seasons as a manager in the Cardinals system, with Peoria from 2019-20 and the Gulf Coast League Cardinals in 2018. The 2018 GCL squad led the league with 40 wins while averaging a league-best 6.2 runs per game. The team advanced to the GCL Championship, defeating the Phillies before losing in three games to the Tigers.

Almonte also previously served as hitting coach for the 2017 Florida State League co-Champion Palm Beach Cardinals, which had the fewest strikeouts in the league (919).

Almonte was signed as a non-drafted free-agent by the Yankees in 1996 out of the Dominican Republic and played professionally for 17 years. His career included stints with four MLB organizations: Yankees (1997-03), Rockies (2004), Tigers (2007-08) and Brewers (2009-12). Almonte also played for Japan's Nippon Ham Fighters in 2005.

Almonte, 47, and his wife Nicole Noesi, reside in Santo Domingo, Dominican Republic with their three children, Erick Manuel, Luis Gabriel and Eva. His brother, Hector, pitched in parts of two seasons with the Marlins, Red Sox and Expos.

**DERNIER OROZCO****PITCHING COACH**

Orozco enters his third season as pitching coach with the Florida Complex League Cardinals and 20th in the Cardinals organization, serving at five different levels of player development. He was the pitching coach at Triple-A Memphis from 2017-22.

The 2018 Redbirds led the Pacific Coast League with a 3.54 ERA, out-distancing second place Oklahoma City (3.92), and allowed the fewest hits, en route to the Triple-A National Championship. The Redbirds pitching staff was led by Dakota Hudson, the PCL Pitcher of the Year and 2018 Cardinals Minor League Pitcher of the Year.

Orozco previously spent three seasons as pitching coach with Single-A Peoria, all of which included trips to the Midwest League playoffs, following two seasons with Short-A State College in the New York-Penn League.

His Cardinals coaching career began in 2006 as a coach in the Venezuelan Summer League for three years before receiving the title of pitching coach in Venezuela in 2010. He was the pitching coach for the Gulf Coast League Cardinals in 2009 and 2011.

The right-handed Orozco pitched six pro seasons in the Red Sox organization. He posted a 1.88 ERA in 14 Venezuelan Summer League outings (three starts) in 2002, and went 4-2 over 14 games for the GCL Red Sox in 2003, his final season.

Orozco, 44, resides in Venezuela in the off-season.

**RICH BENJAMIN****BENCH COACH**

Rich Benjamin begins his first season as coach in the Florida Complex League and first in the Cardinals organization.

Benjamin joins the Cardinals with 21 years of coaching experience, including 16 as a head coach at NAIA schools Indiana Wesleyan University (2016-23) and Judson (Ill.) University (2008-15). He also served as an assistant coach at Olivet Nazarene University (2005-07) and Martin Methodist College (2003-04).

He has won Coach of the Year in his conference six times, as well as being named the 2023 NAIA Regional Coach of the Year after his IWU Wildcats team finished fifth in the NAIA World Series. He has a combined 14 total championships and over 550 career wins.

Benjamin earned a Bachelor of Science in English from the University of Tennessee Southern and a master's in Organizational Leadership from Olivet Nazarene University. Benjamin, 44, resides in Jupiter, Fla. with his wife, Casey, and their son, Ty.

**WILL PETERSON****BENCH COACH**

Peterson enters his third season in the Cardinals organization and first with the FCL Cardinals. He served as a coach on Ben Johnson's Memphis staff in 2023 and with Patrick Anderson's Peoria staff in 2024.

Prior to joining the Cardinals, Peterson worked as a pitching coach for the Duluth Huskies of the Northwoods Collegiate summer league and interim head coach at the College of Saint Scholastica in 2022. He advanced from student manager in 2020 to pitching coach in 2021, before taking over the head coaching position in the interim.

Peterson, 27, resides in Two Harbors, Minnesota.



2024 FLORIDA COMPLEX LEAGUE CARDINALS STATISTICS



Manager: Roberto Espinoza (4th season) / Overall with FCL Cardinals: 86-124 (.410)
Record: 20-33 (13th in FCL, 5th in East Division); Home: 13-13; Road: 7-20
Streaks: W2 (May 9-10, May 14-16, June 29-July 2, July 20-24) & L5 (June 10-19)
Runs: 243 scored 10th in FCL; 255 allowed (T4th); -12 run differential (9th)
Home Runs: 35 (15 solo, 18 two-run, 2 three-run, 0 grand slams) (T4th); 26 allowed (T6th)
Shutouts: 4-3 **One-Run Games:** 3-14 **Extra Inning Games:** 2-2
Postseason: N/A
League Leaders: Yordy Herrera (W, 6); Nelfy Ynfante (SO, 62; IP, 52.0); Leonel Sequera (GS, 12); Sameul Fabian (G, 21)
Post-Season All-Stars: SP Nelfy Ynfante
League Awards: Leonel Sequera (Pitcher of the Week June 24-30)

Most games at each position

1B Miguel A. Vargas.....	20	OF Yordalin Pena.....	43	C Heriberto Caraballo.....	34
2B Jonathan Mejia.....	35	OF Yaisel Ramos.....	33	SP Leonel Sequera.....	12
3B Yancel Guerrero.....	33	OF Felix Taveras.....	33	RP Samuel Fabian.....	21
SS Arfeni Batista.....	27	DH Samil De La Rosa.....	10	RP Randel Clemente.....	20

COMPLEX LEAGUE ALL-TIME SINGLE-SEASON LEADERS
(since 2007)

BATTING AVERAGE*	TOTAL BASES	OPS (ON-BASE + SLUGGING)*
Magneuris Sierra.....2014.....	Magneuris Sierra.....2014.....	Andrew Warner.....2018.....
Dennis Ortega.....2016.....	Malik Collymore.....2014.....	Magneuris Sierra.....2014.....
Iván Herrera.....2018.....	Allen Cordoba.....2015.....	Oswaldo Morales.....2007.....
Andrew Warner.....2018.....	Elehuris Montero.....2017.....	Iván Herrera.....2018.....
Allen Cordoba.....2015.....	Two tied with.....	Malik Collymore.....2014.....
HITS	WALKS	HOME RUNS
Magneuris Sierra.....2014.....	Nick Plummer.....2015.....	Edgar Lara.....2007.....
Allen Cordoba.....2015.....	Guillermo Toribio.....2007.....	Oswaldo Morales.....2007.....
Bladimil Franco.....2015.....	Sam Tuivailala.....2010.....	Roberto De La Cruz.....2010.....
Michael Pritchard.....2014.....	Taylor Bryant.....2017.....	Francisco Hernandez.....2019.....
Malik Collymore.....2014.....	Two tied with.....	Three tied with.....
RUNS	RUNS BATTED IN	STOLEN BASES
Nick Plummer.....2015.....	Elehuris Montero.....2017.....	Tony Bryant.....2012.....
Magneuris Sierra.....2014.....	Malik Collymore.....2014.....	Jonathan Mejia.....2024.....
Allen Cordoba.....2015.....	Edgar Lara.....2007.....	D'Marcus Ingram.....2007.....
Edmundo Sosa.....2014.....	Magneuris Sierra.....2014.....	Steven Ramos.....2010.....
Michael Pritchard.....2014.....	Josh Shaw.....2018.....	Two tied with.....
		* = min. 120 PA
WINS	SAVES	STRIKEOUTS
Brian Pirela.....2018.....	Willy Paulino.....2011.....	Perry DellaValle.....2018.....
David Oca.....2015.....	Manuel De La Cruz.....2010.....	Nelfy Ynfante.....2024.....
Yordy Herrera.....2024.....	Edgar Escobar.....2018.....	Yordy Herrera.....2024.....
Six tied with.....	Omar Sanchez.....2021.....	Junior Fernández.....2015.....
	Two tied with.....	Two tied with.....
EARNED RUN AVERAGE^	WHIP^	INNINGS PITCHED
Connor Coward.....2018.....	Connor Coward.....2018.....	Brian Pirela.....2018.....
Ian McKinney.....2013.....	Manuel De La Cruz.....2010.....	Sandy Alcantara.....2015.....
Reynier Gonzalez.....2007.....	Fidencio Flores.....2012.....	David Oca.....2015.....
Javier Avendano.....2010.....	Tyler Melling.....2011.....	Junior Gonzalez.....2017.....
Samuel Fabian.....2024.....	Michael Santana.....2010.....	Ramon Ulacio.....2011.....

^ = min. 30 IP

**DOMINICAN SUMMER LEAGUE CARDINALS (RK) COACHING STAFF****FRAY PENICHE****MANAGER**

Peniche begins his 15th season as manager of the Dominican Summer League Cardinals and has compiled a 419-436 record over that time.

The 2018 DSL Cardinals Blue squad made their first postseason appearance since the Cardinals Dominican Academy opened, while running off a franchise best 51 wins and boasting the league batting champion in Malcom Nuñez.

Prior to his time with the Cardinals, Peniche spent 12 seasons in the Detroit Tigers organization, four as manager of the DSL Tigers (2007-10). Peniche began his coaching career with the Short-A Oneonta Tigers in 1999, then moved on as a coach with the DSL Tigers from 2000-06.

Peniche was signed as a non-drafted free-agent by the Tigers and played four seasons in their minor league system. He spent three seasons with the Gulf Coast League Tigers (1995-97) and one season in the New York-Penn League with the Short-A Jamestown Jammers (1998).

Peniche, 51, resides in Santo Domingo Este, Dominican Republic, with his wife, Sandy, and two children, Aaron and Fray Antonio.

**LUIS CRUZ****HITTING COACH**

Cruz enters his seventh season as a coach for the DSL Cardinals and fifth as hitting coach.

The former Cardinals catcher and first baseman was signed out of the Dominican Republic as an 18-year-old and played 287 career minor league games in the Cardinals organization over seven seasons. He batted .264 with 14 HR and 101 RBI, reaching as high as Triple-A Memphis in 2016, appearing in two games.

From 2017-18, Cruz played Independent baseball for the Atlantic League's York Revolution and participated in the Dominican Winter League for Toros del Este.

Cruz, 31, resides in Cotui, Dominican Republic.

**BILL VILLANUEVA****PITCHING COACH**

Villanueva returns for his 10th season as pitching coach of the DSL Cardinals. He coached in Rookie level Johnson City for the 2015 season, and previously served in the same capacity for the DSL Cardinals from 2008-14. Villanueva joined the Cardinals organization in 2005. After serving as an assistant pitching instructor at the Cardinals' Florida complex, in 2008, he returned to coaching in 2009.

Villanueva signed with the Marlins in 1995 and pitched six seasons in their minor league system. Overall, Villanueva was 14-28 with a 3.95 ERA in 77 career minor league games. Villanueva also played for the Tigres de Licey from 1998-2001 in the Caribbean Baseball Series.

Villanueva, 46, is a native of Santo Domingo, Dominican Republic.

**LUIS REYNOSO****ASST. HITTING COACH**

Luis Reynoso enters his first season in the Cardinals organization and sixth coaching in professional baseball.

Reynoso comes to the Cardinals from the Houston Astros where he worked five years as a hitting coach for the Dominican Summer League entry (2020-22) and the Fayetteville Woodpeckers (2023-24) of the Carolina League.

He played five years in the Astros organization from 2012-16 after signing as an International free-agent. His professional career started in the DSL and advanced to Lancaster (High-A) of the California League.

The San Francisco de Macoris, Dominican Republic native was a career .239 batter with five home runs and 72 RBI over 215 professional games.

Reynoso, 30, resides in the Dominican Republic.

**WILMAN MADERA****ASST. PITCHING COACH**

Wilman Madera returns to the DSL Cardinals for his fourth season as assistant pitching coach.

He started his coaching career as a bullpen coach for the Gigantes de Barranquilla from 2020-21.

Signed by the Cardinals as an international free-agent as a 16-year-old out of Colombia in 2016, Madera played four professional seasons, reaching the Gulf Coast League Cardinals and posting career marks of 4-5 with a 5.11 ERA over 66 appearances compiling 119.2 innings.

Madera, 26, resides in Cartagena, Colombia.

**WESSLYE CUAS****BENCH COACH**

Wesslye Cuas enters his third season as a coach in the Cardinals organization, all with the DSL Cardinals.

Cuas, 25, resides in Santo Domingo, Dominican Republic.



2024 DOMINICAN SUMMER LEAGUE CARDINALS STATISTICS



Manager: Fray Peniche (14th season) / Overall with DSL Cardinals: 419-436 (.490)
Record: 26-27 (27th in DSL, 5th in Central Division); Home: 16-11; Road: 10-16
Streaks: W5 (July 19-27) & L4 (June 8-12, June 26-29)
Runs: 297 scored (20th); 269 allowed (17th); 28 run differential (19th)
Home Runs: 33 (17 solo, 12 two-run, 3 three-run, 1 grand slam) (3rd); 19 allowed (T26th)
Shutouts: 4-3
One-Run Games: 7-15
Extra Inning Games: 3-6
Postseason: N/A
League Leaders: Rainiel Rodriguez (XBH, 25)
Post-Season All-Stars: C Rainiel Rodriguez
League Awards: Rainiel Rodriguez (Mid-Season All-Star, Player of the Month July); Yairo Padilla (Mid-Season All-Star)

Most games at each position

1B Christian Saez.....	34	OF Facundo Velasquez.....	41	C Rainiel Rodriguez.....	26
2B Cristofer Lebron.....	24	OF Andru Arthur.....	39	SP Branneli Franco.....	12
3B Yoerny Junco.....	24	OF Brayan Amoroso.....	33	RP Jesus Garcia.....	18
SS Yairo Padilla.....	35	DH Rainiel Rodriguez.....	15	RP Bernard Mack.....	17

DOMINICAN SUMMER LEAGUE ALL-TIME SINGLE-SEASON LEADERS
(since 2005)

BATTING AVERAGE*	TOTAL BASES	OPS (ON-BASE + SLUGGING)*
Malcom Nuñez.....2018..... .415	Brian Sanchez.....2016..... 149	Malcom Nuñez.....2018..... 1.272
Darlin Moquete.....2019..... .390	Malcom Nuñez.....2018..... 127	Diowill Burgos.....2019..... 1.206
Diowill Burgos.....2019..... .382	Robelys Reyes.....2011..... 123	Rainiel Rodriguez.....2024..... 1.145
Robelys Reyes.....2011..... .378	Joerlin De Los Santos..2018..... 117	Brian Sanchez.....2016..... 1.075
Carlos Soler.....2018..... .372	Ronny Gil.....2009..... 112	Darlin Moquete.....2019..... 1.030
HITS	WALKS	HOME RUNS
Robelys Reyes.....2011..... 84	Albert Inoa.....2019..... 52	Brian Sanchez.....2016..... 15
Joerlin De Los Santos..2018..... 84	Juan Mosquera.....2007..... 51	Malcom Nuñez.....2018..... 13
Brian Sanchez.....2016..... 81	Freddy De Jesus.....2018..... 49	Rainiel Rodriguez.....2024..... 10
Ronny Gil.....2009..... 77	Sander Mora.....2019..... 49	Diowill Burgos.....2019..... 9
Two tied with..... 74	Esequiel Delgado.....2016..... 47	Jairo Martinez.....2006..... 8
RUNS	RUNS BATTED IN	STOLEN BASES
Joerlin De Los Santos..2018..... 66	Brian Sanchez.....2016..... 76	Sander Mora.....2019..... 33
Sander Mora.....2019..... 63	Malcom Nuñez.....2018..... 59	Joerlin De Los Santos..2018..... 30
Ronny Gil.....2009..... 58	Cristhian Longa.....2018..... 49	William Sandoval.....2005..... 29
Albert Inoa.....2019..... 54	Luis Andujar.....2019..... 47	Smith Vargas.....2019..... 28
Darlin Moquete.....2018..... 53	Brian Sanchez.....2015..... 45	Ronny Gil.....2009..... 26
		* = min. 120 PA
WINS	SAVES	STRIKEOUTS
Jhonatan Escudero.....2012..... 7	Oscar Lara.....2005..... 16	Julio Puello.....2018..... 82
Octavio Cordova.....2018..... 7	Ismael Brito.....2012..... 14	Henderson Lugo.....2005..... 78
Julio Puello.....2018..... 7	Jose Almarante.....2008..... 10	Carlos Martínez.....2010..... 78
Enmanuel Solano.....2018..... 7	Jose Almarante.....2009..... 9	Charllan Jimenez.....2009..... 75
Eight tied with..... 6	Three tied with..... 8	Hector Soto.....2018..... 75
EARNED RUN AVERAGE^	WHIP^	INNINGS PITCHED
Carlos Martínez.....2010..... 0.76	Carlos Martínez.....2010..... 0.71	Franyel Casadilla.....2015..... 79.0
Kender Villegas.....2011..... 1.13	Angel Cruz.....2008..... 0.84	Oneiver Diaz.....2015..... 77.0
Fernando Baez.....2012..... 1.14	Keiverson Ramirez.....2024..... 0.90	Julio Puello.....2018..... 74.2
Anderson Gerdel.....2011..... 1.21	Henderson Lugo.....2005..... 0.90	Juan Alvarez.....2015..... 74.0
Nelson Montilla.....2005..... 1.55	Bryan Martinez.....2010..... 0.91	Francis Ventura.....2018..... 74.0

^ = min. 30 IP



CARDINALS MINOR LEAGUE AFFILIATE RECORDS (1963-79)

Year	Team	W	L	Finish	Playoff	Manager
1963	Atlanta	85	68	2nd/5	5-4	Harry Walker
	Tulsa	74	66	3rd/6	6-1	Grover Resinger
	Billings	61	66	4th/6	3-2	Ron Plaza
	Brunswick	52	64	4th/4	--	George Kissell
	Winnipeg	55	64	4th/6	--	Fred Koenig
1964	Jacksonville	89	62	1st/8	0-4	Harry Walker
	Tulsa	79	61	2nd/6	4-5	Grover Resinger
	Raleigh	76	62	3rd/5	--	George Kissell
	Rock Hill	76	51	2nd/8	1-2	Hal Smith
	Winnipeg	52	65	4th/6	--	Ron Plaza
	Sarasota Rookie	30	30	2nd/4	--	Fred Koenig
1965	Jacksonville	71	76	6th/8	--	Grover Resinger
	Tulsa	81	60	1st/3	1-3	Vern Rapp
	Raleigh	64	79	4th/5	--	Ray Hathaway
	Rock Hill	59	63	5th/8	2-0	Sparky Anderson
	Cedar Rapids	62	52	3rd/10	--	Ron Plaza
	Florida Rookie	27	31	5th/6	--	George Kissell
1966	Tulsa	85	62	1st/6	3-4	Charlie Metro
	Arkansas	81	59	1st/6	1-2	Vern Rapp
	St. Petersburg	91	45	1st/10	2-3	Sparky Anderson
	Rock Hill	58	68	5th/8	--	Jack Krol
	Cedar Rapids	81	40	1st/10	1-2	Ron Plaza
	Eugene	44	40	2nd/4	--	Hal Luby
	Gulf Coast	20	28	4th/5	--	George Kissell
1967	Tulsa	65	79	6th/6	--	Warren Spahn
	Arkansas	63	77	5th/6	--	Vern Rapp
	St. Petersburg	96	43	1st/5	3-1	Ron Plaza
	Modesto	79	61	2nd/8	0-2	Sparky Anderson
	Cedar Rapids	53	67	8th/10	--	Jack Krol
	Lewiston	30	54	4th/4	--	Ray Hathaway
	Gulf Coast	25	32	6th/6	--	George Kissell
1968	Tulsa	95	53	1st/6	4-1	Warren Spahn
	Arkansas	82	58	1st/4	1-3	Vern Rapp
	St. Petersburg	80	63	2nd/5	1-2	Ron Plaza
	Modesto	69	71	4th/8	--	Joe Cunningham
	Cedar Rapids	63	53	3rd/10	--	Jack Krol
	Lewiston	30	45	4th/4	--	Roy Majtyka
	Gulf Coast	34	27	2nd/8	--	Ray Hathaway
1969	Tulsa	79	61	2nd/6	--	Warren Spahn
	Arkansas	66	69	2nd/4	--	Ray Hathaway
	St. Petersburg	54	76	6th/6	--	Jack Krol
	Modesto	63	77	7th/8	--	Joe Cunningham
	Cedar Rapids	55	68	6th/9	--	Roy Majtyka
	Lewiston	30	49	4th/4	--	Bobby Dews
	Gulf Coast	21	33	7th/7	--	Tom Burgess
1970	Tulsa	70	70	2nd/4	--	Warren Spahn
	Arkansas	67	67	2nd/4	--	Ken Boyer
	St. Petersburg	78	52	1st/6	2-3	Joe Cunningham
	Modesto	76	64	4th/8	--	Jack Krol
	Cedar Rapids	57	64	7th/10	--	Roy Majtyka
	Lewiston	43	37	1st/3	--	Fred Hatfield
	Gulf Coast	32	28	5th/8	--	Tom Burgess

Year	Team	Won	Lost	Finish	Playoff	Manager
1971	Tulsa	64	76	4th/4	--	Warren Spahn
	Arkansas	75	64	1st/4	2-3	Jack Krol
	St. Petersburg	72	69	3rd/6	--	Joe Cunningham
	Modesto	83	56	1st/8	--	Roy Majtyka
	Cedar Rapids	67	53	2nd/5	--	Bobby Dews
	Lewiston	28	51	3rd/3	--	Jim Brideweser
1972	Gulf Coast	20	33	7th/7	--	Tom Burgess
	Tulsa	78	62	2nd/4	--	Jack Krol
	Arkansas	65	74	3rd/4	--	Fred Koenig
	St. Petersburg	66	66	3rd/6	--	Roy Majtyka
	Modesto	76	63	2nd/8	2-0	Tom Burgess
	Cedar Rapids	51	77	4th/5	--	Gary Geiger
1973	GCL Cardinals	27	32	5th/8	--	Bobby Dews
	GCL Redbirds	23	35	6th/8	--	Julio Gotay
	Tulsa	68	67	1st/4	5-7	Jack Krol
	Arkansas	69	71	3rd/4	--	Tom Burgess
	St. Petersburg	84	62	1st/5	4-0	Roy Majtyka
	Modesto	60	80	8th/8	--	Bobby Dews
1974	Orangeburg	50	72	6th/6	--	Jimmy Piersall
	GCL Cardinals	25	30	7th/9	--	Ken Boyer
	GCL Redbirds	29	27	4th/9	--	Lee Thomas
	Tulsa	76	58	1st/4	4-3	Ken Boyer
	Arkansas	75	59	2nd/4	--	Jack Krol
	St. Petersburg	59	71	4th/4	--	Roy Majtyka
1975	Modesto	68	72	4th/8	--	Lee Thomas
	Gulf Coast	27	21	5th/9	--	T. Burgess/B. Dews
	Tulsa	73	63	2nd/4	--	Ken Boyer
	Arkansas	63	72	3rd/4	--	Roy Majtyka
	St. Petersburg	88	47	1st/4	5-3	Jack Krol
	Johnson City	41	27	1st/4	--	Tom Burgess
1976	Gulf Coast	17	35	7th/7	--	Fred Koenig
	Tulsa	65	70	3rd/4	--	Ken Boyer
	Arkansas	59	76	3rd/4	--	Jack Krol
	St. Petersburg	70	71	3rd/4	--	Hal Lanier
	Johnson City	50	20	1st/4	--	Buzzy Keller
	Gulf Coast	27	24	4th/7	--	Dave Ricketts
1977	New Orleans	57	79	4th/4	--	Lance Nichols
	Arkansas	63	67	2nd/4	4-0	B. Keller/T. Thompson
	St. Petersburg	83	56	2nd/5	3-4	Hub Kittle
	Gastonia	82	57	1st/6	3-1	Hal Lanier
	Johnson City	37	33	3rd/6	--	Dave Ricketts
	Calgary	34	36	4th/6	--	Johnny Lewis
1978	Springfield (IL)	70	66	3rd/4	--	Jimmy Williams
	Arkansas	76	56	1st/4	1-2	Tommy Thompson
	St. Petersburg	84	56	1st/5	0-1	Hal Lanier
	Gastonia	69	71	5th/6	--	Buzzy Keller
	Johnson City	37	33	2nd/6	--	Nick Leyva
	Calgary	37	32	3rd/8	--	Johnny Lewis
1979	Springfield (IL)	73	63	2nd/4	--	Hal Lanier
	Arkansas	76	57	1st/4	5-0	Tommy Thompson
	St. Petersburg	64	71	4th/5	--	Sonny Ruberto
	Gastonia	65	74	5th/6	--	Johnny Lewis
	Johnson City	25	43	5th/6	--	Nick Leyva



CARDINALS MINOR LEAGUE AFFILIATE RECORDS (1980-94)

Year	Team	Won	Lost	Finish	Playoff	Manager
1980	Springfield (IL)	75	61	1st/4	4-1	Hal Lanier
	Arkansas	81	55	1st/4	5-0	Sonny Ruberto
	St. Petersburg	70	66	2nd/5	1-2	Tommy Thompson
	Gastonia	74	66	2nd/4	1-2	Nick Leyva
	Johnson City	29	40	6th/6	--	Johnny Lewis
1981	Springfield (IL)	66	70	2nd/4	2-3	Tommy Thompson
	Arkansas	52	80	4th/4	--	Gaylen Pitts
	St. Petersburg	69	63	2nd/5	--	Nick Leyva
	Gastonia	68	76	4th/5	--	Joe Rigoli
	Erie	44	30	2nd/4	--	Sonny Ruberto
1982	Johnson City	36	34	4th/6	--	Johnny Lewis
	Louisville	73	62	2nd/4	--	Joe Frazier
	Arkansas	68	68	3rd/4	--	G. Pitts/N. Leyva
	St. Petersburg	69	64	2nd/5	--	N. Leyva/J. Riggleman
	Springfield (IL)	83	53	1st/4	0-2	Dave Bialas
1983	Gastonia	54	89	5th/5	--	Lloyd Merritt
	Erie	35	38	4th/5	--	Joe Rigoli
	Johnson City	32	35	1st/4	--	Rich Hacker
	Louisville	78	57	1st/4	3-6	Jim Fergosi
	Arkansas	69	67	2nd/4	0-2	Nick Leyva
1984	St. Petersburg	71	64	2nd/5	--	Jim Riggleman
	Springfield (IL)	80	59	1st/4	3-3	Dave Bialas
	Macon	71	73	3rd/5	--	Lloyd Merritt
	Erie	37	38	3rd/6	--	Joe Rigoli
	Johnson City	30	42	6th/7	--	Rich Hacker
1985	Louisville	79	76	4th/8	8-3	Jim Fergosi
	Arkansas	62	74	3rd/4	--	Dave Bialas
	St. Petersburg	71	73	3rd/5	--	Jim Riggleman
	Springfield (IL)	70	69	1st/4	4-3	Joe Rigoli
	Savannah	78	61	2nd/5	1-2	Lloyd Merritt
1986	Erie	43	31	2nd/6	--	Rich Hacker
	Johnson City	29	40	4th/4	--	Chuck Hiller
	Louisville	74	68	1st/4	4-1	Jim Fergosi
	Arkansas	64	70	3rd/4	0-2	Jim Riggleman
	St. Petersburg	78	62	2nd/4	1-2	Dave Bialas
1987	Springfield (IL)	66	74	3rd/4	--	Lloyd Merritt
	Savannah	57	78	4th/5	--	Gaylen Pitts
	Erie	44	34	2nd/4	--	Fred Koenig
	Johnson City	39	29	2nd/7	--	Rich Hacker
	Louisville	64	78	4th/4	--	J. Fergosi/D. Bialas
1988	Arkansas	67	67	3rd/4	--	Jim Riggleman
	St. Petersburg	88	48	1st/4	5-2	Bialas/Jorgenson
	Springfield (IL)	87	53	1st/4	0-2	Gaylen Pitts
	Savannah	75	60	2nd/5	--	Mark DeJohn
	Erie	37	40	2nd/4	--	Joe Rigoli
1989	Johnson City	44	22	1st/4	1-2	Dan Radison
	Louisville	78	62	2nd/8	2-3	Mike Jorgenson
	Arkansas	72	63	2nd/4	--	Jim Riggleman
	St. Petersburg	85	57	1st/6	0-2	Dave Bialas
	Springfield (IL)	94	46	1st/4	3-4	Gaylen Pitts
1990	Savannah	69	69	4th/6	--	Mark DeJohn
	Erie	36	39	5th/6	--	Joe Rigoli
	Johnson City	42	27	1st/4	0-2	Dan Radison
	Louisville	74	72	3rd/4	--	Gaylen Pitts
	Arkansas	56	80	4th/4	--	Dave Bialas
1991	St. Petersburg	64	70	4th/5	--	Joe Pettini
	Springfield (IL)	63	76	5th/7	--	Keith Champion
	Savannah	73	68	3rd/6	2-3	Rick Colbert
	Hamilton	30	46	5th/6	--	Luis Melendez
	Johnson City	28	42	8th/10	--	Mark DeJohn
1992	Arizona	28	24	3rd/6	--	Larry Milbourne
	Louisville	51	92	4th/4	--	Mark DeJohn
	Arkansas	49	87	4th/4	--	Joe Pettini
	St. Petersburg	47	84	5th/5	--	Dave Bialas
	Springfield (IL)	58	79	7th/7	--	Mike Ramsey
1993	Savannah	61	77	6th/7	--	Larry Milbourne
	Hamilton	35	42	4th/6	--	Rick Colbert
	Johnson City	40	26	2nd/5	--	Chris Maloney
	Arizona	28	24	5th/7	--	Keith Champion
	Louisville	73	70	3rd/4	--	Jack Krol
1994	Arkansas	59	73	4th/4	--	Joe Pettini
	St. Petersburg	57	76	5th/6	--	Dave Bialas
	Springfield (IL)	84	56	2nd/7	--	Rick Colbert
	Savannah	62	78	5th/7	--	Mike Ramsey
	Hamilton	56	20	1st/6	0-1	Chris Maloney
1995	Johnson City	33	32	2nd/5	--	Steve Turco
	Arizona	28	28	6th/8	--	Joe Cunningham III
	Louisville	68	76	3rd/4	--	Jack Krol
	Arkansas	67	69	2nd/4	--	Joe Pettini
	St. Petersburg	75	58	3rd/6	--	Terry Kennedy
1996	Springfield (IL)	78	58	2nd/7	0-2	Mike Ramsey
	Savannah	94	48	1st/7	3-2	Chris Maloney
	Glens Falls	37	40	3rd/4	--	Steve Turco
	Johnson City	37	31	2nd/5	--	Joe Cunningham III
	Arizona	31	22	2nd/8	--	Roy Silver
1997	Louisville	74	68	4th/8	0-3	Joe Pettini
	Arkansas	68	67	3rd/4	--	Chris Maloney
	St. Petersburg	74	65	3rd/8	--	Mike Ramsey
	Madison	66	73	4th/7	--	Joe Cunningham III
	Savannah	82	55	2nd/7	5-0	Luis Melendez
1998	New Jersey	43	32	1st/4	4-1	Roy Silver
	Johnson City	42	26	1st/5	1-2	Steve Turco
	Arizona	34	22	1st/8	--	Scott Melvin

Year	Team	Won	Lost	Finish	Playoff	Manager
1988	Louisville	63	79	4th/4	--	Mike Jorgenson
	Arkansas	67	69	3rd/4	--	J. Riggleman/G. Pitts
	St. Petersburg	68	68	3rd/5	--	Dave Bialas
	Springfield (IL)	81	58	2nd/7	0-2	Mark DeJohn
	Savannah	68	67	5th/6	--	Keith Champion
1989	Hamilton	36	39	3rd/6	--	Dan Radison
	Johnson City	41	31	3rd/5	--	G. Pitts/J. Aranzamendi
	Louisville	71	74	4th/4	--	Mike Jorgenson
	Arkansas	79	56	1st/4	6-3	Gaylen Pitts
	St. Petersburg	75	64	2nd/5	5-3	Dave Bialas
1990	Springfield (IL)	73	62	3rd/7	2-3	Dan Radison
	Savannah	69	70	4th/6	--	Keith Champion
	Hamilton	32	44	4th/7	--	Joe Pettini
	Johnson City	38	32	2nd/5	--	Mark DeJohn
	Arizona	24	31	5th/6	--	Luis Melendez
1991	Louisville	74	72	3rd/4	--	Gaylen Pitts
	Arkansas	56	80	4th/4	--	Dave Bialas
	St. Petersburg	64	70	4th/5	--	Joe Pettini
	Springfield (IL)	63	76	5th/7	--	Keith Champion
	Savannah	73	68	3rd/6	2-3	Rick Colbert
1992	Hamilton	30	46	5th/6	--	Luis Melendez
	Johnson City	28	42	8th/10	--	Mark DeJohn
	Arizona	28	24	3rd/6	--	Larry Milbourne
	Louisville	51	92	4th/4	--	Mark DeJohn
	Arkansas	49	87	4th/4	--	Joe Pettini
1993	St. Petersburg	47	84	5th/5	--	Dave Bialas
	Springfield (IL)	58	79	7th/7	--	Mike Ramsey
	Savannah	61	77	6th/7	--	Larry Milbourne
	Hamilton	35	42	4th/6	--	Rick Colbert
	Johnson City	40	26	2nd/5	--	Chris Maloney
1994	Arizona	28	24	5th/7	--	Keith Champion
	Louisville	73	70	3rd/4	--	Jack Krol
	Arkansas	59	73	4th/4	--	Joe Pettini
	St. Petersburg	57	76	5th/6	--	Dave Bialas
	Springfield (IL)	84	56	2nd/7	--	Rick Colbert
1995	Savannah	62	78	5th/7	--	Mike Ramsey
	Hamilton	56	20	1st/6	0-1	Chris Maloney
	Johnson City	33	32	2nd/5	--	Steve Turco
	Arizona	28	28	6th/8	--	Joe Cunningham III
	Louisville	68	76	3rd/4	--	Jack Krol
1996	Arkansas	67	69	2nd/4	--	Joe Pettini
	St. Petersburg	75	58	3rd/6	--	Terry Kennedy
	Springfield (IL)	78	58	2nd/7	0-2	Mike Ramsey
	Savannah	94	48	1st/7	3-2	Chris Maloney
	Glens Falls	37	40	3rd/4	--	Steve Turco
1997	Johnson City	37	31	2nd/5	--	Joe Cunningham III
	Arizona	31	22	2nd/8	--	Roy Silver
	Louisville	74	68	4th/8	0-3	Joe Pettini
	Arkansas	68	67	3rd/4	--	Chris Maloney
	St. Petersburg	74	65	3rd/8	--	Mike Ramsey
1998	Madison	66	73	4th/7	--	Joe Cunningham III
	Savannah	82	55	2nd/7	5-0	Luis Melendez
	New Jersey	43	32	1st/4	4-1	Roy Silver
	Johnson City	42	26	1st/5	1-2	Steve Turco
	Arizona	34	22	1st/8	--	Scott Melvin



CARDINALS MINOR LEAGUE AFFILIATE RECORDS (1995-2010)

Year	Team	Won	Lost	Finish	Playoff	Manager
1995	Louisville	74	70	4th/8	6-2	Joe Pettini
	Arkansas	70	65	2nd/4	--	Mike Ramsey
	St. Petersburg	64	67	6th/8	--	Chris Maloney
	Peoria	62	72	4th/6	--	Roy Silver
	Savannah	56	83	6th/7	--	Scott Melvin
	New Jersey	35	41	3rd/4	--	Luis Melendez
	Johnson City	35	33	3rd/5	--	Steve Turco
1996	Louisville	60	84	4th/4	--	Joe Pettini
	Arkansas	67	73	4th/4	--	Rick Mahler
	St. Petersburg	75	63	4th/8	--	Chris Maloney
	Peoria	79	57	1st/5	1-2	Roy Silver
	New Jersey	28	47	5th/5	--	Scott Melvin
	Johnson City	42	26	2nd/4	--	Steve Turco
1997	Louisville	58	85	4th/4	--	Gaylen Pitts
	Arkansas	68	72	2nd/4	--	Rich Mahler
	Prince William	69	70	2nd/4	--	Roy Silver
	Peoria	70	69	3rd/5	--	Joe Cunningham III
	New Jersey	35	39	3rd/5	--	Jeff Shireman
	Johnson City	23	45	5th/5	--	Steve Turco
1998	Memphis	74	70	2nd/4	--	Gaylen Pitts
	Arkansas	80	60	1st/4	0-3	Chris Maloney
	Prince William	72	67	2nd/4	--	Joe Cunningham III
	Peoria	72	68	2nd/5	1-2	Jeff Shireman
	New Jersey	34	41	4th/5	--	Jose Oquendo
	Johnson City	25	42	5th/5	--	Steve Turco
1999	Memphis	74	64	3rd/4	--	Gaylen Pitts
	Arkansas	59	81	4th/4	--	Chris Maloney
	Potomac	54	85	4th/4	--	Joe Cunningham III
	Peoria	63	76	4th/5	--	Brian Rupp
	New Jersey	30	46	8th/8	--	Jeff Shireman
	Johnson City	30	39	5th/5	--	Steve Turco
2000	Memphis	83	61	1st/4	7-6	Gaylen Pitts
	Arkansas	68	71	2nd/4	--	Chris Maloney
	Potomac	62	76	4th/4	--	Joe Cunningham III
	Peoria	63	74	5th/8	--	Tom Lawless
	New Jersey	31	45	6th/7	--	Jeff Shireman
	Johnson City	24	44	5th/5	--	Luis Melendez
2001	Memphis	62	81	4th/4	--	Gaylen Pitts
	New Haven	47	95	6th/6	--	Danny Sheaffer
	Potomac	66	74	3rd/4	--	Joe Cunningham III
	Peoria	57	81	6th/8	--	Joe Hall
	New Jersey	35	41	5th/7	--	Brian Rupp
	Johnson City	31	35	4th/5	--	Chris Maloney
2002	Memphis	71	71	4th/4	--	Gaylen Pitts
	New Haven	74	65	2nd/6	0-3	Mark DeJohn
	Potomac	59	81	3rd/4	--	Joe Cunningham III
	Peoria	85	53	1st/8	7-1	Danny Sheaffer
	New Jersey	39	37	3rd/6	--	Tommy Shields
	Johnson City	29	38	4th/5	--	Brian Rupp
2003	Memphis	64	79	4th/4	--	T. Spencer/D. Sheaffer
	Tennessee	72	67	2nd/5	1-3	Mark DeJohn
	Palm Beach	54	84	6th/6	--	Tom Nieto
	Peoria	65	73	6th/8	--	Joe Cunningham III
	New Jersey	31	42	5th/6	--	Tommy Shields
	Johnson City	27	36	4th/5	--	Pop Warner

Year	Team	Won	Lost	Finish	Playoff	Manager
2004	Memphis	73	71	2nd/4	--	Danny Sheaffer
	Tennessee	69	71	3rd/5	3-1	Mark DeJohn
	Palm Beach	73	61	3rd/6	--	Tom Nieto
	Peoria	75	64	2nd/8	1-2	Joe Cunningham III
	New Jersey	41	34	2nd/6	--	Tommy Shields
	Johnson City	33	35	3rd/5	--	Tom Kidwell
2005	Memphis	71	72	3rd/4	--	Danny Sheaffer
	Springfield	70	70	3rd/4	--	Chris Maloney
	Palm Beach	69	71	3rd/6	5-3	Pop Warner
	Quad Cities	72	67	2nd/8	0-2	Joe Cunningham III
	New Jersey	37	39	4th/6	--	Mark DeJohn
	Johnson City	28	39	4th/5	--	Tom Kidwell
	Dominican	36	35	4th/6	--	Neder Horta
2006	Memphis	58	86	3rd/4	--	Danny Sheaffer
	Springfield	66	72	3rd/4	--	Chris Maloney
	Palm Beach	75	60	1st/6	0-2	Pop Warner
	Quad Cities	76	61	2nd/8	1-2	Keith Mitchell
	State College	39	36	3rd/6	--	Mark DeJohn
	Johnson City	34	34	4th/6	--	Dan Radison
	Dominican	30	35	4th/5	--	Neder Horta
	Venezuelan	24	46	9th/10	--	Wilmer Becerra
2007	Memphis	56	88	4th/4	--	Chris Maloney
	Springfield	73	63	1st/4	4-3	Pop Warner
	Palm Beach	71	69	2nd/6	--	Gaylen Pitts
	Quad Cities	78	61	3rd/8	0-2	Keith Mitchell
	Batavia	31	43	5th/6	--	Mark DeJohn
	Johnson City	28	40	3rd/5	--	Joe Almaraz
	Gulf Coast	24	30	3rd/5	--	Enrique Brito
	Dominican	30	35	4th/5	--	Maximo Alvarez
	Venezuelan	23	46	7th/9	--	Javier Meza
2008	Memphis	75	67	2nd/4	--	Chris Maloney
	Springfield	76	64	1st/4	--	Pop Warner
	Palm Beach	75	62	2nd/6	1-2	Gaylen Pitts
	Quad Cities	68	66	6th/8	--	Steve Dillard
	Batavia	46	28	1st/6	4-1	Mark DeJohn
	Johnson City	36	30	2nd/5	--	Joe Almaraz
	Gulf Coast	17	38	5th/5	--	Enrique Brito
	Dominican	27	39	4th/4	--	Nelson Norman
	Venezuelan	31	34	5th/8	--	Javier Meza
2009	Memphis	77	67	1st/4	6-0	Chris Maloney
	Springfield	71	69	3rd/4	0-3	Pop Warner
	Palm Beach	61	77	5th/6	--	Tom Spencer
	Quad Cities	61	78	6th/8	--	Steve Dillard
	Batavia	37	39	4th/6	--	Mark DeJohn
	Johnson City	37	30	2nd/5	--	Mike Schildt
	Gulf Coast	25	31	3rd/5	--	Steve Turco
	Dominican	46	27	2nd/4	--	Claudio Almonte
	Venezuelan	34	35	4th/7	--	Enrique Brito
2010	Memphis	82	62	1st/4	3-3	Chris Maloney
	Springfield	76	64	2nd/4	2-3	Pop Warner
	Palm Beach	75	65	3rd/6	--	Luis Aguayo
	Quad Cities	83	55	1st/8	1-2	Johnny Rodriguez
	Batavia	45	29	1st/6	1-2	Dann Bilardello
	Johnson City	42	24	1st/5	4-0	Mike Schildt
	Gulf Coast	28	28	3rd/5	--	Steve Turco
	Dominican	39	32	2nd/4	--	Claudio Almonte
	Venezuelan	22	45	6th/7	--	Milko Jaramillo



CARDINALS MINOR LEAGUE AFFILIATE RECORDS (2011-24)

Year	Team	Won	Lost	Finish	Playoff	Manager
2011	Memphis	77	66	2nd/4	--	Chris Maloney
	Springfield	62	78	4th/4	--	Pop Warner
	Palm Beach	68	70	3rd/6	--	Luis Aguayo
	Quad Cities	81	56	1st/8	7-0	Johnny Rodriguez
	Batavia	37	38	4th/6	--	Dann Bilardello
	Johnson City	45	23	1st/5	4-1	Mike Shildt
	Gulf Coast	31	24	2nd/5	--	Steve Turco
	Dominican	27	44	3rd/4	--	Fray Peniche
2012	Memphis	57	87	3rd/4	--	Pop Warner
	Springfield	77	61	1st/4	6-3	Mike Shildt
	Palm Beach	63	72	3rd/6	--	Johnny Rodriguez
	Quad Cities	68	71	7th/8	--	Luis Aguayo
	Batavia	44	32	2nd/6	--	Dann Bilardello
	Johnson City	39	28	2nd/5	1-2	Oliver Marmol
	Gulf Coast	34	23	3rd/4	0-1	Steve Turco
	Dominican	37	33	4th/8	--	Fray Peniche
2013	Memphis	69	75	2nd/4	--	Pop Warner
	Springfield	64	74	3rd/4	--	Mike Shildt
	Palm Beach	64	71	5th/6	--	Johnny Rodriguez
	Peoria	68	69	4th/8	--	Dann Bilardello
	State College	48	27	1st/6	1-2	Oliver Marmol
	Johnson City	36	31	4th/5	--	Joe Kruzel
	Gulf Coast	24	35	3rd/4	--	Steve Turco
	Dominican	35	36	5th/8	--	Fray Peniche
2014	Memphis	79	64	1st/4	1-3	Pop Warner
	Springfield	68	72	3rd/4	--	Mike Shildt
	Palm Beach	76	63	4th/6	--	Dann Bilardello
	Peoria	72	67	3rd/8	--	Joe Kruzel
	State College	48	28	1st/6	4-2	Oliver Marmol
	Johnson City	37	31	2nd/5	4-2	Johnny Rodriguez
	Gulf Coast	37	23	1st/4	0-1	Steve Turco
	Dominican	22	48	9th/10	--	Fray Peniche
2015	Memphis	73	71	2nd/4	--	Mike Shildt
	Springfield	64	76	3rd/4	--	Dann Bilardello
	Palm Beach	75	63	2nd/6	0-2	Oliver Marmol
	Peoria	75	63	4th/8	2-2	Joe Kruzel
	State College	41	35	3rd/6	--	Johnny Rodriguez
	Johnson City	27	38	5th/5	--	Chris Swauger
	Gulf Coast	34	25	1st/4	0-1	Steve Turco
	Dominican	34	38	3rd/6	--	Fray Peniche
2016	Memphis	65	77	4th/4	--	Mike Shildt
	Springfield	75	65	1st/4	1-3	Dann Bilardello
	Palm Beach	58	79	6th/6	--	Oliver Marmol
	Peoria	73	66	3rd/8	0-2	Joe Kruzel
	State College	50	26	1st/6	4-1	Johnny Rodriguez
	Johnson City	39	29	1st/5	4-1	Chris Swauger
	Gulf Coast	33	21	1st/5	3-1	Steve Turco
	Dominican	45	26	2nd/8	--	Fray Peniche
2017	Memphis	91	50	1st/4	6-5	Stubby Clapp
	Springfield	77	63	1st/4	--	Johnny Rodriguez
	Palm Beach	74	60	2nd/6	2-0	Dann Bilardello
	Peoria	69	70	4th/8	3-3	Chris Swauger
	State College	40	35	2nd/6	--	Joe Kruzel
	Johnson City	33	34	3rd/5	--	Roberto Espinoza
	Gulf Coast	26	29	4th/5	--	Steve Turco
	Dominican	30	40	6th/8	--	Fray Peniche

Year	Team	Won	Lost	Finish	Playoff	Manager
2018	Memphis	83	57	1st/4	7-2	Stubby Clapp
	Springfield	60	79	4th/4	--	Johnny Rodriguez
	Palm Beach	75	58	1st/6	0-2	Dann Bilardello
	Peoria	76	63	3rd/8	3-3	Chris Swauger
	State College	36	40	4th/6	--	Joe Kruzel
	Johnson City	31	37	4th/5	--	Roberto Espinoza
	Gulf Coast	40	16	1st/5	2-2	Erick Almonte
	Domin. Blue	51	21	1st/8	0-2	Fray Peniche
	Domin. Red	40	31	2nd/8	--	John Matos
2019	Memphis	69	71	2nd/4	--	Ben Johnson
	Springfield	60	80	3rd/4	--	Joe Kruzel
	Palm Beach	57	73	5th/6	--	Dann Bilardello
	Peoria	54	85	8th/8	--	Erick Almonte
	State College	39	36	3rd/6	--	José Leon
	Johnson City	35	33	1st/5	4-2	Roberto Espinoza
	Gulf Coast	20	34	5th/5	--	Josh Lopez
	Domin. Blue	41	23	2nd/9	--	Fray Peniche
	Domin. Red	32	39	6th/8	--	John Matos
2020	NO MLB SEASON					
2021	Memphis	61	67	5th/7	--	Ben Johnson
	Springfield	45	75	5th/5	--	José Leger
	Peoria	45	75	6th/6	--	Chris Swauger
	Palm Beach	37	80	4th/4	--	José Leon
	FL Complex	24	29	4th/5	--	Roberto Espinoza
	Domin. Blue	21	38	7th/8	--	Fray Peniche
	Domin. Red	27	30	6th/8	--	Estuar Ruiz
2022	Memphis	73	77	6th/10	--	Ben Johnson
	Springfield	68	70	4th/5	--	José Leger
	Peoria	56	76	5th/6	--	Patrick Anderson
	Palm Beach	67	61	2nd/4	0-2	Gary Kendall
	FL Complex	25	29	5th/6	--	Roberto Espinoza
	Dominican	33	26	4th/9	--	Fray Peniche
2023	Memphis	71	78	5th/10	--	Ben Johnson
	Springfield	72	66	2nd/5	1-2	José Leger
	Peoria	69	63	2nd/6	1-2	Patrick Anderson
	Palm Beach	64	63	2nd/4	0-2	Gary Kendall
	FL Complex	17	33	5th/5	--	Roberto Espinoza
	Dominican	17	36	7th/9	--	Fray Peniche
2024	Memphis	74	74	5th/10	--	Ben Johnson
	Springfield	79	59	2nd/5	1-2	José Leger
	Peoria	59	72	5th/6	--	Patrick Anderson
	Palm Beach	83	47	1st/4	4-1	Gary Kendall
	FL Complex	20	33	5th/5	--	Roberto Espinoza
	Dominican	26	27	5th/8	--	Fray Peniche

BOLD: League Champion



CARDINALS MINOR LEAGUE SINGLE-SEASON BATTING LEADERS SINCE 1962

BATTING AVERAGE[^]

Jim Dwyer, OF*	1973 Tulsa (AAA)387
Dane Iorg, 1B*	1978 Springfield, Ill. (AAA)371
Jim Hicks, OF*	1968 Tulsa (AAA)366
Kerry Robinson, OF*	1996 Peoria (A)359
Mike O'Neill, OF	2012 Springfield (AA)/PB (A+) ...	359
Pablo Ozuna, SS**	1998 Peoria (A)357
Mike Easler, OF**	1976 Tulsa (AAA)352
Keith Hernandez, 1B*	1974 Tulsa (AAA)351
Keith Smith, OF*	1979 Springfield, Ill. (AAA)350
Vince Coleman, OF*	1983 Macon (A)350

HITS

Walt Williams, OF**	1966 Tulsa (AAA)193
Pablo Ozuna, SS**	1998 Peoria (A)192
Walt Williams, OF**	1965 Tulsa (AA)189
Joe McEwing, OF*	1998 Memphis (AAA)/Ark. (AA)	...189
Jim Beauchamp, OF*	1963 Tulsa (AA)173
Jim Lentine, OF*	1978 Spr., Ill. (AAA)/Ark. (AA)173
Joe Patterson, OF	1968 Modesto (A)169
Manny Castillo, 3B**	1979 Springfield, Ill. (AAA)169
Kerry Robinson, OF*	1997 Arkansas (AA)169
Two tied with	168

DOUBLES

Joe McEwing, OF*	1998 Memphis (AAA)/Ark. (AA)51
John Gall, 1B*	2002 New Haven (AA)45
Coco Laboy, 3B**	1968 Tulsa (AAA)44
Allen Battle, OF*	1994 Louisville (AAA)44
Albert Pujols, 3B*	2000 Memphis (AAA)/Pot./Peo41
Matt Adams, 1B*	2010 Quad Cities (A)41
Adam Kennedy, SS*	1998 Memphis (AAA)/Ark./PW39
Gene Roof, OF*	1984 Louisville (AAA)38
Jim Lindeman, 1B/3B*	1986 Louisville (AAA)38
David Kim, OF	1998 Peoria (A)38

RUNS

Pablo Ozuna, SS**	1998 Peoria (A)122
Joe Patterson, OF	1968 Modesto (A)121
Weldon Bowlin, 2B**	1962 Billings (A)118
Joe Patterson, OF	1964 Tulsa (AA)116
Felix DeLeon, OF	1962 Billings (A)113
Stubby Clapp, 2B*	1998 Arkansas (AA)113
Jim Lentine, OF*	1978 Spr., Ill. (AAA)/Ark. (AA)110
Jimmy Harris, 2B/SS	1963 Billings (A)109
Walt Williams, OF**	1966 Tulsa (AAA)107
Three tied with	106

WALKS

Jim Ferguson, 3B/2B	1989 Savannah (A)132
Felix DeLeon, OF	1962 Billings (A)121
Calvin Knowles, OF	1962 Billings (A)105
Alex Ojeda, 2B	1986 Savannah (A)104
Felix DeLeon, OF	1965 Raleigh (A)103
Ernest Davis, OF	1967 Modesto (A)101
Mike Fiore, OF	1989 Springfield, Ill. (A)101
Zeke Faulkner, OF	1962 Billings (A)100
Zeke Faulkner, OF	1963 Billings (A)100
Gene Dotson, OF	1978 Arkansas (AA)100

OPS (ON-BASE + SLUGGING)[^]

Felix DeLeon, OF	1962 Billings (A)1.220
Luken Baker, 1B*	2023 Memphis (AAA)1.159
Felix DeLeon, OF	1964 Winnipeg (A)1.155
Jim Hicks, OF*	1968 Tulsa (AAA)1.110
Mike Easler, OF**	1976 Tulsa (AAA)1.068
Dane Iorg, 1B*	1978 Springfield, Ill. (AAA)1.062
Hector Cruz, OF*	1973 Arkansas (AA)1.037
Jim Beauchamp, OF*	1963 Tulsa (AA)1.027
Byron Browne, OF*	1969 Tulsa (AAA)1.021
Coco Laboy, 3B**	1964 J'ville (AAA)/Tulsa/Ral.1.018

HOME RUNS

Moisés Gómez, OF	2022 Memphis (AAA)/Spr. (AA)39
Felix DeLeon, OF	1962 Billings (A)37
Tyrone Horne, OF	1998 Memphis (AAA)/Ark. (AA)37
Kevin Witt, 1B/3B**	2004 Memphis (AAA)36
Ernie Young, OF**	2000 Memphis (AAA)35
Ivan Cruz, 1B*	2002 Memphis (AAA)35
Mike Calise, DH	1982 Louisville (AAA)33
Joe Freitas, DH/OF	1997 Peoria (A)33
Luken Baker, 1B*	2023 Memphis (AAA)33
Four tied with	32

TRIPLES

Willie Montanez, 1B**	1967 St. Petersburg (A)17
Mike Robinson, OF	1984 St. Petersburg (A)16
Ray Lankford, OF*	1988 Springfield, Ill. (A)16
Adron Chambers, OF*	2009 Palm Beach (A+)16
Garry Templeton, SS*	1976 Tulsa (AAA)15
Kerry Robinson, OF*	1996 Peoria (A)14
Boots Day, OF*	1967 St. Petersburg (A)13
Jim Dwyer, OF*	1972 Modesto (A)13
Diomedes Del Rio, OF	2018 GCL (R)/DSL (R)13

RUNS BATTED IN

Tyrone Horne, OF	1998 Memphis (AAA)/Ark. (AA)	..140
Felix DeLeon, OF	1962 Billings (A)125
Ted Simmons, C*	1968 Modesto (A)117
Hector Cruz, 3B*	1975 Tulsa (AAA)116
Troy Farnsworth, 1B/3B	2000 Potomac (A+)113
Nick Stavinocha, 1B/OF*	2011 Memphis (AAA)109
Mike Fitzgerald, 1B*	1987 Arkansas (AA)108
Todd Zeile, C*	1987 Springfield, Ill. (A)106
Nate Dishington, 1B	1997 Prince William (A+)106
Two tied with	105

STOLEN BASES

Vince Coleman, OF*	1983 Macon (A)145
Chris Morris, OF	2001 Peoria (A)111
Esix Snead, OF**	2000 Potomac (A+)109
Vince Coleman, OF*	1984 Louisville (AAA)101
Victor Scott II, OF	2023 Springfield (AA)/Peo. (A+)94
Geronimo Pena, 2B*	1987 Savannah (A)80
Mateo Ozuna, 2B	1991 Springfield, Ill. (A)78
Jim Reboulet, 2B	1986 St. Petersburg (A)71
Tito Landrum, OF*	1978 St. Petersburg (A)68
Alex Cole, OF**	1987 Arkansas (AA)68

*Played for St. Louis

**Played in majors with another organization

[^] = min. 350 PA



CARDINALS MINOR LEAGUE SINGLE-SEASON PITCHING LEADERS SINCE 1962

GAMES STARTED

Dick LeMay, LHP**1966 Tulsa (AAA) 32
Chuck Taylor, RHP*1968 Tulsa (AAA) 32
Tom Hilgendorf, LHP*1963 Tulsa (AA) 31
Brian Sinnott, RHP1966 Arkansas (AA) 31
Philip Knuckles, RHP1967 Modesto (A) 31
Dick LeMay, LHP**1967 Tulsa (AAA) 31
Dick LeMay, LHP**1968 Tulsa (AAA) 31
Dick LeMay, LHP**1965 Jacksonville (AAA) 30
Donald Hagen, RHP1965 Tulsa (AA) 30
Frank Montgomery, LHP1966 Arkansas (AA) 30
Allen Watson, LHP*1992 L'ville (AAA)/Ark./St. Pete 30
Alan Benes, RHP*1994 L'ville/Ark./St. Pete/Sav. 30

STRIKEOUTS

Rick Ankiel, LHP*1998 Pm. Will. (A+)/Peo. (A) 222
Jerry Wild, RHP1962 Billings (A) 220
Larry Jaster, LHP*1965 Tulsa (AA) 219
Cliff Politte, LHP1962 Billings (A) 218
John Ericks, RHP**1989 Savannah (A) 211
Jim Bibby, RHP*1972 Tulsa (AAA) 208
Donald Hagen, RHP1964 Raleigh (A) 202
Clint Stark, LHP1970 Modesto (A) 202
Don Durham, RHP*1971 Modesto (A) 202
Quinn Mathews, LHP2024 Mem./Spr./Peo./PB 202

WINS

Greg Mathews, LHP*1985 Louisville (AAA)/St. Pete 19
Bob Faron, RHP1987 Springfield, Ill. (A) 19
Felix Roque, RHP1965 Rock Hill (A) 18
Chuck Taylor, RHP*1968 Tulsa (AAA) 18
John Fulgham, RHP*1977 St. Petersburg (A) 18
Matt Arrandale, RHP1994 St. Pete (A+)/Sav. (A) 18
Reggie Cleveland, RHP*1969 Tulsa (AAA)/Ark. (AA) 18
Dick LeMay, LHP**1965 Jacksonville (AAA) 17
Joe Magrane, LHP*1986 Louisville (AAA)/Ark. (AA) 17
Jeff Oyster, RHP1986 Springfield, Ill. (A) 17
Mike Badorek, RHP1992 Springfield, Ill. (A) 17
Alan Benes, RHP*1994 L'ville/Ark./St. Pete/Sav. 17
Bud Smith, LHP*2000 Mem. (AAA)/Ark. (AA) 17

EARNED RUN AVERAGE - STARTER^

Al Olmsted, LHP*1976 Johnson City (R) 1.50
Ryan Helsley, RHP*2016 Peoria (A) 1.61
Luke Weaver, RHP*2015 Palm Beach (A+) 1.62
Jeff Matrangola, RHP1993 St. Pete (A+)/Sav. (A) 1.64
Jason Karnuth, RHP*1998 Prince William (A+) 1.67
Santiago Guzman, RHP*1967 St. Petersburg (A) 1.74
Mike Proly, RHP*1973 St. Petersburg (A) 1.76
Greg Mathews, LHP*1985 Louisville (AAA)/St. Pete 1.79
Bob Sadowski, RHP*1963 Atlanta (AAA) 1.80
Frankie Martinez, RHP1993 Ark. (AA)/St. Pete/Sav. 1.88

SHUTOUTS

Santiago Guzman, RHP*1967 St. Petersburg (A) 7
Gregory LaMendola, RHP1972 St. Petersburg (A) 6
Robert Stewart, RHP1975 Arkansas (AA)/St. Pete (A) 6
12 tied with	 5

GAMES

Luis DeLeon, RHP*1980 Arkansas (AA) 76
Roy Bailey, RHP1991 Savannah (A) 73
Bryan Eversgerd, LHP*1991 Savannah (A) 72
Jeff Fassero, LHP*1988 Arkansas (AA) 70
Howard Hilton, RHP*1989 Louisville (AAA) 70
Ernie Baker, RHP1990 Savannah (A) 70
Dennis Aust, RHP*1965 J'ville (AAA)/Tulsa (AA) 67
Felix Roque, RHP1967 Modesto (A) 67
Howard Hilton, RHP*1988 Arkansas (AA) 66
Dennis Fletcher, RHP1990 Savannah (A) 66

INNINGS PITCHED

Dick LeMay, LHP**1967 Tulsa (AAA) 230.0
Dick LeMay, LHP**1968 Tulsa (AAA) 230.0
Chuck Taylor, RHP*1968 Tulsa (AAA) 230.0
Dave Bakenhaster, RHP*1966 St. Petersburg (A) 218.0
Reggie Cleveland, RHP*1969 Tulsa (AAA)/Ark. (AA) 218.0
Dick LeMay, LHP**1966 Tulsa (AAA) 215.0
John Martin, RHP1981 Gastonia (A) 212.0
Larry Jaster, LHP*1965 Tulsa (AA) 210.0
Dick LeMay, LHP**1965 Jacksonville (AAA) 209.0
Clint Stark, LHP1970 Modesto (A) 209.0

SAVES

Jamie Cochran, RHP1993 Savannah (A) 46
Mike Perez, RHP*1987 Springfield, Ill. (A) 41
John Kelly, RHP1992 St. Petersburg (A+) 38
Dale Kisten, RHP1989 Springfield, Ill. (A) 37
Craig Grasser, RHP1994 Savannah (A) 37
Eric Miller, RHP1994 St. Petersburg (A+) 37
Steve Montgomery, RHP**1995 Arkansas (AA) 36
Armando Almanza, LHP**1997 Prince William (A+) 36
Jerry Santos, RHP1992 Springfield, Ill. (A) 35
Mark Worrell, RHP*2005 Palm Beach (A+) 35
Mike Sillman, RHP2006 Palm Beach (A+) 35
Chris Perez, RHP*2007 Mem. (AAA)/Spr. (AA) 35

EARNED RUN AVERAGE - RELIEVER^^

Steve Jones, RHP1992 Hamilton (A-) 0.41
Stanley Kmet, RHP1973 St. Petersburg (A) 0.67
Clyde Keller, RHP1991 Springfield, Ill. (A) 0.75
Kyle Grana, RHP2015 Peoria (A) 0.78
Dean Weese, RHP1989 Savannah (A) 0.81
Mike Perez, RHP*1987 Springfield, Ill. (A) 0.85
Kyle Grana, RHP2014 State College (A-) 0.89
Eric Miller, RHP1993 St. Pete (A+)/Spr., Ill. (A) 1.03
Justin Wright, LHP2011 PB (A+)/QC (A)/GCL (R) 1.03
Jamie Cochran, RHP1992 Hamilton (A-) 1.04

COMPLETE GAMES

Reggie Cleveland, RHP*1969 Tulsa (AAA)/Ark. (AA) 18
John Fulgham, RHP*1977 St. Petersburg (A) 17
Chuck Taylor, RHP*1968 Tulsa (AAA) 16
R.J. Harrison, RHP1977 St. Petersburg (A) 16
Frank Montgomery, LHP1965 Tulsa (AA)/Raleigh (A) 15
Dick LeMay, LHP**1968 Tulsa (AAA) 15
Clint Stark, LHP1970 Modesto (A) 15

*Played for St. Louis

**Played in majors with another organization

^ = min. 90 IP

^^ = min. 40 IP

THE OFFICIAL APP OF BUSCH STADIUM



The MLB Ballpark app is the ultimate companion for Cardinal fans, managing your game day experience with ease. Purchase, access, and manage your tickets, explore team schedules, plan your visit, and navigate the ballpark with interactive maps.



Download on the
App Store

Get it on
Google Play



MINOR LEAGUE PLAYER OF THE YEAR

YEAR	NAME	TEAM(S)^
1995	Mike Gulan, 3B	Louisville/Arkansas
1996	Dmitri Young, 1B	Louisville (AAA)
1997	Brent Butler, SS	Peoria (A)
1998	Pablo Ozuna, SS	Peoria (A)
1999	Adam Kennedy, 2B/SS	Memphis (AAA)
2000	Albert Pujols, 3B	Peoria (A)
2001	Coco Crisp, OF	Potomac (A+)
2002	John Gall, 1B	New Haven (AA)
2003	John Gall, 1B	Memphis (AAA)
2004	Reid Gorecki, OF	Palm Beach (A+)
2005	Travis Hanson, 3B	Springfield (AA)
2006	Colby Rasmus, OF	Quad Cities (A)
2007	Colby Rasmus, OF	Springfield (AA)
2008	Daryl Jones, OF	Palm Beach (A+)
2009	Allen Craig, OF	Memphis (AAA)
2010	Matt Carpenter, 3B	Springfield (AA)
2011	Matt Adams, 1B	Springfield (AA)
2012	Oscar Tavares, OF	Springfield (AA)
2013	Kolten Wong, 2B	Memphis (AAA)
2014	Magneuris Sierra, OF	GCL Cardinals (Rk)
2015	Stephen Piscotty, OF	Memphis (AAA)
2016	Carson Kelly, C	Springfield (AA)
2017	Harrison Bader, OF	Memphis (AAA)
2018	Tyler O'Neill, OF	Memphis (AAA)
2019	Dylan Carlson, OF	Springfield (AA)
2021*	Juan Ypez, 1B	Memphis (AAA)
	Jordan Walker, 3B	Peoria (A+)
2022*	Moisés Gómez, OF	Memphis/Springfield
	Jordan Walker, 3B/OF	Springfield (AA)
2023	Iván Herrera, C	Memphis (AAA)
2024	Jimmy Crooks, C	Springfield (AA)

MINOR LEAGUE PITCHER OF THE YEAR

YEAR	NAME	TEAM(S)^
1995	Mike Busby, RHP	Arkansas (AA)
1996	Britt Reames, RHP	Peoria (A)
1997	Cliff Politte, RHP	Prince William (A+)
1998	Rick Ankiel, LHP	Prince William (A+)
1999	Rick Ankiel, LHP	Memphis (AAA)
2000	Bud Smith, LHP	Arkansas (AA)
2001	Jimmy Journell, RHP	Potomac (A+)
2002	Tyler Johnson, LHP	Peoria (A)
2003	Dan Haren, RHP	Memphis/Tennessee
2004	Anthony Reyes, RHP	Tennessee (AA)
2005	Mark Worrell, RHP	Palm Beach (A+)
2006	Blake Hawksworth, RHP	Springfield/Palm Beach
2007	P.J. Walters, RHP	Quad Cities (A)
2008	Jess Todd, RHP	Springfield (AA)
2009	Lance Lynn, RHP	Springfield (AA)
2010	Shelby Miller, RHP	Quad Cities (A)
2011	Shelby Miller, RHP	Springfield (AA)
2012	Seth Maness, RHP	Springfield (AA)
2013	Zach Petrick, RHP	Springfield (AA)
2014	Marco Gonzales, LHP	Memphis/Springfield
2015*	Austin Gomber, LHP	Peoria (A)
	Alex Reyes, RHP	Palm Beach (A+)
2016	Luke Weaver, RHP	Springfield (AA)
2017	Jack Flaherty, RHP	Memphis (AAA)
2018	Dakota Hudson, RHP	Memphis (AAA)
2019	Angel Rondón, RHP	Springfield (AA)
2021	Matthew Liberatore, LHP	Memphis (AAA)
2022	Gordon Graceffo, RHP	Springfield (AA)
2023	Max Rajcic, RHP	Peoria/Palm Beach
2024	Quinn Mathews, LHP	Springfield (AA)

* Co-winners

^Primary team listed



Catcher Jimmy Crooks and pitcher Quinn Mathews at the 65th annual St. Louis Baseball Writers' Dinner, January 19, 2025.



CARDINALS ARIZONA FALL LEAGUE PARTICIPANTS

Year	Team
1992	Tucson Javelinas C Jose Fernandez, INF Bien Figueroa, OF Lonnie Maclin, RHP Kevin Meier, LHP Mike Milchin, OF Skeets Thomas
1993	Chandler Desert Dogs SS Tripp Cromer, 2B Darrel Deak, LHP Bryan Eversgerd, RHP Steven Montgomery, C Don Pryblinski
1994	Tempe Rafter RHP Brian Barber, OF Allen Battle, OF Terry Bradshaw, RHP Gary Buckels, OF John Mabry, C Marc Ronan
1995	Peoria Javelinas RHP Alan Benes (<i>Sun Cities</i>)*, RHP John Frascatore, 3B Mike Gulan, SS Aaron Holbert, 1B Mark Sweeney
1996	Scottsdale Scorpions 2B Jeff Berblinger, RHP John Frascatore, RHP Braden Looper, RHP Eric Ludwick, C Eli Marrero
1997	Mesa Saguaros RHP Brian Barber, RHP Mike Busby, RHP Rich Croushore, OF Scarborough Green, RHP Rick Heiserman, OF Kerry Robinson, 1B Dmitri Young
1998	Peoria Javelinas LHP Armando Almanza, OF J.D. Drew, 3B Chris Haas, INF Adam Kennedy, C Stacy Kleiner, RHP Braden Looper, SS Jay Woolf
1999	Phoenix Desert Dogs RHP John Ambrose, LHP Justin Brunette, INF Brent Butler, 3B Chris Haas, RHP Rick Heiserman, INF Adam Kennedy
2000	Scottsdale Scorpions Andy Bevins, 2B Stubby Clapp, RHP Chad Hutchinson, RHP Jason Karnuth, 3B Albert Pujols, OF Esix Snead
2001	Phoenix Desert Dogs 1B John Gall, INF Bo Hart, RHP Jeremy Lambert, OF Bill Ortega, RHP Nick Stocks
2002	Maryvale Saguaros 1B John Gall, OF Dee Haynes, RHP Cheyenne Janke, RHP Kevin Joseph, RHP Justin Pope, RHP Steve Stemle, OF So Taguchi
2003	Grand Canyon Rafter RHP Josh Axelson, OF Shaun Boyd, LHP Tyler Johnson, RHP Josh Kinney, SS John Nelson, OF Skip Schumaker, RHP Brad Thompson
2004	Mesa Solar Sox LHP Carmen Cali, RHP Andy Cavazos, 1B Chris Duncan, OF Reid Gorecki, SS John Nelson
2005	Surprise Scorpions RHP Andy Cavazos, RHP Cory Doyne, OF Cody Haerther, 3B Travis Hannon, C Gabe Johnson, RHP Chris Lambert, RHP Rich Scalamandre

Year	Team
2006	Peoria Saguaros OF Amaury Cazana, RHP Dennis Dove, LHP Eric Haberer, RHP Mike Parisi, RHP Stu Pomeranz, SS Brendan Ryan, OF Nick Stavino
2007	Mesa Solar Sox C Bryan Anderson (Team USA), RHP Mitchell Boggs, OF Amaury Cazana, RHP Luke Gregerson, 1B Mark Hamilton, 2B Jarrett Hoffpauir, DH Joe Mather, RHP Kyle McClellan, RHP Jason Motte, RHP Chris Perez (Team USA), RHP Stu Pomeranz, OF Colby Rasmus (Team USA)
2008	Peoria Saguaros LHP Justin Fiske, LHP Brad Furnish, 2B Tyler Greene, C Steven Hill, LHP Tyler Norrick, RHP Adam Ottavino, OF Shane Robinson, 3B Brett Wallace
2009	Surprise Rafter C Bryan Anderson, RHP Gary Delay, 2B Daniel Descalso, RHP Scott Gorgen, OF Tyler Henley, OF Daryl Jones, RHP Mike Parisi, RHP Adam Reifer
2010	Surprise Rafter RHP Brian Broderick, OF Adron Chambers, 3B Zack Cox, C Tony Cruz, RHP Ramon Delgado, RHP Blake King, SS Pete Kozma, RHP Jordan Swagerty
2011	Peoria Javelinas 1B Matt Adams, RHP Keith Butler, SS Ryan Jackson, RHP David Kopp, LHP Tyler Lyons, OF Oscar Taveras, LHP Justin Wright
2012	Surprise Saguaros RHP Seth Blair, LHP Sam Freeman, OF Mike O'Neill, LHP Kevin Siegrist, C Cody Stanley, RHP Boone Whiting, 2B Kolten Wong
2013	Salt River Rafter LHP Anthony Ferrara, RHP Sam Gaviglio, LHP Dean Kiekhefer, OF Stephen Piscotty, OF James Ramsey, LHP Lee Stoppelman, 2B Jacob Wilson
2014	Peoria Javelinas RHP Mitch Harris, RHP Tyrell Jenkins, OF C.J. McElroy, RHP Chris Perry, C Cody Stanley, RHP Sam Tuivailala, INF Breyvic Valera, INF Jacob Wilson
2015	Surprise Saguaros SS Aledmys Diaz, LHP Dean Kiekhefer, C Michael Ohlman, RHP Alex Reyes, RHP Robby Rowland, OF Charlie Tilson, RHP Luke Weaver, 3B Patrick Wisdom
2016	Glendale Desert Dogs OF Harrison Bader, SS Paul DeJong, LHP Austin Gomber, C Carson Kelly, LHP Corey Littrell, LHP Ryan Sherriff, RHP Rowan Wick
2017	Surprise Saguaros RHP Sandy Alcantara, RHP Jordan Hicks, C Andrew Knizner, OF Oscar Mercado, 1B John Nogowski, RHP Arturo Reyes, SS Edmundo Sosa

*AFL Pitcher of the Year

**AFL Co-Offensive Player of The Year



CARDINALS ARIZONA FALL LEAGUE PARTICIPANTS

Year	Team
2018	Surprise Saguaros INF Tommy Edman, RHP Conner Greene, RHP Connor Jones, LHP Evan Kruczynski, RHP Will Latcham, C Jeremy Martinez, OF Lane Thomas, 2B Andy Young
2019	Glendale Desert Dogs OF Conner Capel, RHP Seth Elledge, C Iván Herrera, 3B Elehuris Montero, RHP Roel Ramirez, RHP Griffin Roberts, 2B Kramer Robertson, RHP Kodi Whitley
2020	(COVID-19)
2021	Glendale Desert Dogs INF/OF Brendan Donovan, 2B Nolan Gorman, RHP Jordan Hicks, OF Lars Nootbaar, RHP Andre Pallante, LHP Zack Thompson, RHP Jake Walsh, 1B Juan Ypez**

Year	Team
2022	Salt River Rrafters OF Mike Antico, RHP Tink Hence, RHP Kyle Leahy, RHP Ryan Loutos, OF Tyler O'Neill, C Pedro Pagés LHP Connor Thomas*, OF Jordan Walker, SS Masyn Winn
2023	Scottsdale Scorpions C Jimmy Crooks, RHP Andre Granillo, LHP Cooper Hjerpe, RHP Edwin Nuñez RHP Inohan Paniagua, SS Jeremy Rivas, RHP Tekoah Roby, OF Victor Scott II
2024	Glendale Desert Dogs RHP Trent Baker, C Leonardo Bernal, OF Nathan Church, LHP Alex Cornwell, LHP Ixan Henderson, LHP Brycen Mautz, 2B Thomas Saggese, RHP Matt Svanson

CARDINALS ALL-STAR FUTURES GAME PARTICIPANTS

Year	Player	Position	Team
1999	Rick Ankiel	LHP	U.S.
	Adam Kennedy	INF	U.S.
2000	Bill Ortega	OF	World
2001	Bill Ortega	OF	World
	Josh Pearce	RHP	U.S.
2002	Jimmy Journell	RHP	U.S.
2003	Chris Narveson	LHP	U.S.
2004	Brad Thompson	RHP	U.S.
2005	Chris Lambert	RHP	U.S.
2006	Jaime Garcia	LHP	World
2007	Bryan Anderson	C	U.S.
	Colby Rasmus	OF	U.S.
2008	Bryan Anderson	C	U.S.
	Jaime Garcia	LHP	World
	Fernando Salas	RHP	World
	Jess Todd	RHP	U.S.
2009	Brett Wallace	INF	U.S.
	Daryl Jones	OF	U.S.
	Francisco Samuel	RHP	World
2010	Shelby Miller	RHP	U.S.
	Eduardo Sanchez	RHP	World
2011	Carlos Martinez	RHP	World
	Shelby Miller	RHP	U.S.

Year	Player	Position	Team
2012	Oscar Taveras	OF	World
	Kolten Wong	INF	U.S.
2013	Oscar Taveras	OF	World
	Kolten Wong	INF	U.S.
2014	James Ramsey	OF	U.S.
2015	Alex Reyes	RHP	World
2016	Carson Kelly	C	U.S.
	Alex Reyes	RHP	World
2017	Jack Flaherty	RHP	U.S.
2018	Randy Arozarena	OF	World
	Dakota Hudson	RHP	U.S.
2019	Dylan Carlson	OF	N.L.
	Nolan Gorman	INF	N.L.
2021	Nolan Gorman	INF	N.L.
	Matthew Liberatore	LHP	N.L.
2022	Jordan Walker	INF	N.L.
	Masyn Winn	INF	N.L.
2023	Tink Hence	RHP	N.L.
	Victor Scott II	OF	N.L.
2024	Quinn Mathews	LHP	N.L.

CARDINALS MINOR LEAGUE RAWLINGS GOLD GLOVE AWARDS

Year	Player	Pos.	Affiliate(s)
2015	Carson Kelly	C	Palm Beach (A+)

Year	Player	Pos.	Affiliate(s)
2023	Victor Scott II	OF	Springfield (AA) / Peoria (A+)



CARDINALS FIRST-ROUND PICKS IN AMATEUR DRAFT

JUNE DRAFT

Year	Player	Position	Overall
1965	Joe DiFabio	RHP	20
1966	Leron Lee*	INF/OF	7
1967	Ted Simmons*	C/OF	10
1968	James Hairston	OF	19
1969	Charles Minnott	LHP	20
1970	Jim Browning	RHP/SS	11
1971	Ed Kurpiel	1B/OF	8
1972	Dan Larson**	P	21
1973	Joe Edelen*	3B	12
1974	Garry Templeton*	SS	13
1975	David Johnson	P	16
1976	Leon Durham*	1B	15
1977	Terry Kennedy*	C	6
1978	Robert Hicks	1B	15
1979	Andy Van Slyke*	OF	6
1980	Don Collins	RHP	15
1981	Bobby Meacham**	SS	8
1982	Todd Worrell*	RHP	21
1983	Jim Lindeman*	3B	24
1984	Mike Dunne**	RHP	7
1985	Joe Magrane*	LHP	18
1986	Luis Alicea*	2B	23
1987	Cris Carpenter*	RHP	14
1988	John Ericks**	RHP	22
	Brad DuVall	RHP	23
1989	Paul Coleman	OF	6
1990	Donovan Osborne*	LHP	13
	Aaron Holbert*	SS	18
1991	Dmitri Young*	3B	4
	Allen Watson*	LHP	21
	Brian Barber*	RHP	22
1992	Sean Lowe*	RHP	15
1993	Alan Benes*	RHP	16
1994	Bret Wagner	LHP	19
1995	Matt Morris*	RHP	12
1996	Braden Looper*	RHP	3
1997	Adam Kennedy*	SS	20
1998	J.D. Drew*	OF	5
1999	Chance Caple	RHP	30
2000	Shaun Boyd	OF	13
	Blake Williams	RHP	24
2001	Justin Pope	RHP	28
2002	(No Selection)	—	—
2003	Daric Barton**	C	28
2004	Chris Lambert**	RHP	19
2005	Colby Rasmus*	OF	28
	Tyler Greene*	SS	30
2006	Adam Ottavino*	RHP	30
2007	Peter Kozma*	SS	18
2008	Brett Wallace**	3B	13

JUNE DRAFT (CONTINUED)

Year	Player	Position	Overall
2009	Shelby Miller*	RHP	19
2010	Zack Cox	3B	25
2011	Kolten Wong*	2B	22
2012	Michael Wacha*	RHP	19
	James Ramsey	CF	23
2013	Marco Gonzales*	LHP	19
	Rob Kaminsky*	LHP	28
2014	Luke Weaver*	RHP	27
	Jack Flaherty*	RHP	34
2015	Nick Plummer**	OF	23
2016	Delvin Perez	SS	23
	Dylan Carlson*	OF	33
	Dakota Hudson*	RHP	34
2017	(No Selection)	—	—
2018	Nolan Gorman*	3B	19
	Griffin Roberts	RHP	43
2019	Zack Thompson*	LHP	19
2020	Jordan Walker*	3B	21
2021	Michael McGreevy*	RHP	18
2022	Cooper Hjerpe	LHP	22
2023	Chase Davis	OF	21
2024	JJ Wetherholt	SS	7

JANUARY DRAFT

Year	Player	Position	Overall
1966	Henry Urbanowica	1B	8
1967	Fred Grooms	RHP	9
1968	Mike Maselbas	RHP	20
1969	Al Hrabosky*	LHP	19
1970	Don Reed	RHP	12
1971	Robert Gerdes	P	22
1972	Randal Rasmussen	SS	6
1973	Larry Storti	2B	11
1974	John Urrea*	RHP	14
1975	Terry Gray	P	15
1976	Fulvio Bertolotti	C	16
1977	Curtis Reade	RHP	5
1978	Mike Gentry	RHP	16
1979	Bob Ferris	1B	5
1980	Ken Spears	OF	16
1981	Brad Luther	SS	7
1982	Tom Mauch	OF	22
1983	Jeff Perry	RHP	23
1984	Jeff Blauser**	SS	8
1985	Chris Lee	RHP	17
1986	Charles Barrs	SS	24

Note: The January draft was discontinued in 1987.

*Played for St. Louis

**Played in majors with another organization

CARDINALS 2024 DRAFT PICKS

Rd.	Player	Pos.	Pick	Rd.	Player	Pos.	Pick	Rd.	Player	Pos.	Pick
1.	JJ Wetherholt	SS	7	8.	Jack Findlay	LHP	231	15.	Sam Brodersen	RHP	441
2.	(No Selection)	—	—	9.	Cade McGee	3B	261	16.	Deniel Ortiz	3B	471
3.	Brian Holiday	RHP	80	10.	Bryce Madron	OF	291	17.	Brandt Thompson	RHP	501
4.	Ryan Campos	C	109	11.	Jon Jon Gazdar	SS	321	18.	Christian Martin II	SS	531
5.	Braden Davis	LHP	142	12.	Ian Petruz	OF	351	19.	Brendan Lawson	SS	561
6.	Josh Kross	C	171	13.	Nolan Sparks	RHP	381	20.	Owen Rice	LHP	591
7.	Andrew Dutkanych IV	RHP	201	14.	Mason Burns	RHP	411				

Bold = Players signed



BASEBALL AMERICA TOP CARDINALS PROSPECTS*

RANK	POS.	PLAYER (OVR.)	AGE^	HIGHEST LEVEL
1	SS	JJ Wetherholt (25)	22.6	A—Palm Beach
2	LHP	Quinn Mathews (41)	24.5	AAA—Memphis
3	RHP	Tink Hence (68)	22.7	AA—Springfield
4	2B	Thomas Saggese	23.0	MLB—St. Louis
5	SS	Yairo Padilla	17.8	Rookie-DSL
6	RHP	Tekoah Roby	23.5	AA—Springfield
7	LHP	Cooper Hjerpe	24.0	AA—Springfield
8	OF	Chase Davis	23.3	AA—Springfield
9	C	Jimmy Crooks	23.7	AAA—Memphis
10	RHP	Michael McGreevy	24.7	MLB—St. Louis
11	C	Rainiel Rodriguez	18.2	Rookie-DSL
12	C	Leonardo Bernal	21.1	AA—Springfield
13	RHP	Chen-Wei Lin	23.4	A—Palm Beach
14	RHP	Brian Holiday	21.8	—
15	OF	Nathan Church	24.7	AA—Springfield
16	RHP	Gordon Graceffo	23.0	MLB—St. Louis
17	RHP	Branneli Franco	18.2	Rookie-DSL
18	OF	Royelny Strop	16.8	—
19	OF	Kenly Hunter	16.9	—
20	RHP	Sem Robberse	23.5	AAA—Memphis
21	OF	Matt Koperniak	27.1	AAA—Memphis
22	RHP	Matt Svanson	26.2	AA—Springfield
23	RHP	Nelfy Ynfante	20.2	A—Palm Beach
24	RHP	Darlin Saladin	22.3	High-A—Peoria
25	RHP	Max Rajcic	23.7	AA—Springfield
26	C	Ryan Campos	22.5	A—Palm Beach
27	OF	Zach Levenson	23.1	High-A—Peoria
28	RHP	Zack Showalter	21.2	A—Palm Beach
29	LHP	Brycen Mautz	23.7	High-A—Peoria
30	2B/3B	José Fermín	26.0	MLB—St. Louis

*entering 2025 ^as of 4/1/25

ORGANIZATION BEST TOOLS

OFFENSE	
Best Hitter for Average.....	JJ Wetherholt
Best Power Hitter.....	JJ Wetherholt
Best Strike-Zone Discipline.....	JJ Wetherholt
Fastest Baserunner.....	Yairo Padilla
Best Athlete.....	Yairo Padilla

PITCHING	
Best Fastball.....	Tink Hence
Best Curveball.....	Tekoah Roby
Best Slider.....	Tink Hence
Best Changeup.....	Quinn Mathews
Best Control.....	Quinn Mathews

DEFENSE	
Best Defensive Catcher....	Leonardo Bernal
Best Defensive Infielder.....	Yairo Padilla
Best Infield Arm.....	Yairo Padilla
Best Defensive Outfielder ...	Nathan Church
Best Outfield Arm.....	Nathan Church

FARM SYSTEM TALENT RANKINGS

BASEBALL AMERICA - PRESEASON			
2025: 18th	2018: 13th	2011: 24th	
2024: 20th	2017: 12th	2010: 29th	
2023: 9th	2016: 14th	2009: 8th	
2022: 18th	2015: 15th	2008: 16th	
2021: 12th	2014: 7th	2007: 23rd	
2020: 14th	2013: 1st	2006: 21st	
2019: 11th	2012: 10th	2005: 30th	



Baseball America Editor-In-Chief JJ Cooper presents Cardinals minor league pitcher Quinn Mathews his 2024 Baseball America Minor League Pitcher of the Year Award at the 2025 St. Louis Baseball Writers' Dinner, January 19, 2025.



THE GEORGE KISSELL AWARD

Presented by the Cardinals to the person who exhibits excellence in player development. Beginning in 2008, winners were selected by a poll of Cardinals minor league field staff. Due to COVID-19, no award was given in 2020.



GEORGE KISSELL
1920 - 2008

Year	Winner	Position
2024	Gary Kendall	Palm Beach Cardinals (A) Manager
2023	Dave Vonderhaar	Minor League Equipment Manager
2022	José Oquendo	Coordinator of Instruction
2021	Dr. Robert Butler	Director, Performance
	Tim Leveque	Senior Minor League Pitching Coordinator
2019	Tony Ferreira	Manager, Player Development
2018	Gary LaRocque	Director, Player Development
2017	Stubby Clapp	Memphis Redbirds (AAA) Manager
2016	Steve Turco	Gulf Coast League Cardinals (Rk) Manager
2015	Randy Niemann	Palm Beach Cardinals (A+) Pitching Coach
2014	Derrick May	Minor League Hitting Coordinator
2013	Oliver Marmol	State College Spikes (SS-A) Manager
2012	Bryan Eversgerd	Springfield Cardinals (AA) Pitching Coach
2011	Steve Turco	Gulf Coast League Cardinals (Rk) Manager
2010	Mike Shildt	Johnson City Cardinals (Rk+) Manager
2009	Chris Maloney	Memphis Redbirds (AAA) Manager
2008	Mark DeJohn	Batavia Muckdogs (SS-A) Manager
2007	Dan Radison	Minor League Hitting Instructor
2006	Chris Maloney	Springfield Cardinals (AA) Manager
2005	Ron "Pop" Warner	Palm Beach Cardinals (A+) Manager
2004	Blaise Ilsley	Tennessee Smokies (AA) Pitching Coach
2003	Mark DeJohn	Tennessee Smokies (AA) Manager
2002	Danny Sheaffer	Peoria Chiefs (A) Manager
2001	Dyar Miller	Memphis Redbirds (AAA) Pitching Coach
2000	Gaylen Pitts	Memphis Redbirds (AAA) Manager
1999	Mark Riggins	Minor League Pitching Coordinator
1998	Joe Pettini	Minor League Field Coordinator
1997	Mark O'Neal	Louisville Redbirds (AAA) Athletic Trainer
1996	Bo Milliken	Minor League Pitching Instructor
1995	George Kissell	Senior Field Coordinator



Palm Beach Cardinals Manager Gary Kendall is presented the 2024 George Kissell Award by President of Baseball Operations John Mozeliak.



2025 MINOR LEAGUE PLAYERS



ADKISON, Chase

C

HEIGHT/WEIGHT: 5'11 / 208

BATS/THROWS: R/R

BORN: 6/5/2000 at Culver City, CA

COLLEGE: Oklahoma State Univ. (2022-23), San Jacinto (Texas) JC (2021), Boise State Univ. (2020)

HIGH SCHOOL: Grangeville (Idaho) HS

SIGNING SCOUT: Pete Parise

HOW OBTAINED: Signed by the Cardinals as a non-drafted minor league free-agent on 7/15/2023

CAREER NOTES - CAREER: Has thrown out 19.5% (17 CS/87 SB ATT) of attempted base stealers.

2025: Participated in early workouts and seminars as part of the team's STEP Camp. 2024: Participated in early workouts and seminars as part of the team's STEP Camp.

MISC: Brother, Tyler, was drafted by the Dodgers in the 32nd round of the 2017 MLB Draft.

YR	CLUB	AGE	AVG	G	AB	R	H	2B	3B	HR	RBI	BB	SO	SB	CS	OBP	SLG	OPS	HP	SH	SF	E
23	Palm Beach (A)	23	.333	16	42	9	14	2	0	0	7	0	3	0	4	.367	.381	.748	0	0	0	1
24	Palm Beach (A)	24	.269	51	167	19	45	7	1	3	23	21	37	1	1	.368	.377	.745	5	1	0	3
	Peoria (A+)	24	.219	11	32	2	7	3	0	0	4	4	6	0	0	.325	.313	.638	2	0	2	1
Minor League Totals			.274	78	241	30	66	12	1	3	34	29	51	1	1	.362	.369	.731	7	1	5	5



ALMONTE, Hancel

OF

HEIGHT/WEIGHT: 6'1 / 221

BATS/THROWS: R/R

BORN: 12/6/2005 at Santo Domingo, Dominican Republic

HOW OBTAINED: Signed by the Cardinals as an International free-agent on 1/15/2023

YR	CLUB	AGE	AVG	G	AB	R	H	2B	3B	HR	RBI	BB	SO	SB	CS	OBP	SLG	OPS	HP	SH	SF	E
23	DSL Cardinals	17	.231	38	121	20	28	5	0	*4	13	14	50	1	1	.345	.372	.717	*7	0	0	1
24	DID NOT PLAY -- INJURY																					

AMOROSO, Brayan

OF

HEIGHT/WEIGHT: 6'2 / 211

BATS/THROWS: R/R

BORN: 7/7/2007 at Caracas, Venezuela

HOW OBTAINED: Signed by the Cardinals as an International free-agent on 1/15/2024

YR	CLUB	AGE	AVG	G	AB	R	H	2B	3B	HR	RBI	BB	SO	SB	CS	OBP	SLG	OPS	HP	SH	SF	E
24	DSL Cardinals	16	.227	36	132	17	30	6	0	1	21	17	47	1	0	.325	.295	.620	2	0	0	2

**ANTICO, Mike****OF****HEIGHT/WEIGHT:** 5'9 / 202**BATS/THROWS:** L/R**BORN:** 2/16/1998 at Colts Neck, NJ**COLLEGE:** University of Texas (2021), St. John's University (2017-20)**HIGH SCHOOL:** Colts Neck (N.J.) HS**SIGNING SCOUT:** Jabari Barnett**HOW OBTAINED:** Cardinals 8th round selection (241st overall) in the 2021 MLB Draft

CAREER NOTES - 2024: Ranked among Cardinals minor league leaders in stolen bases (T2nd), runs (3rd), triples (T4th), home runs (5th), hits (7th), and RBI (9th)...participated in early workouts and seminars as part of the team's STEP Camp. **2023:** Rated as the No. 25 prospect, "Fastest Baserunner" and "Best

Defensive Outfielder" in the Cardinals organization entering the season by *Baseball America*...selected as an organizational All-Star at OF by MiLB...ranked among all Double-A players in stolen bases (T3rd), runs (5th), hits (10th), and total bases (10th, 213)...ranked among Cardinals minor league leaders in stolen bases (2nd), home runs (T4th), runs (T4th), triples (T4th), RBI (6th), hits (7th), doubles (T9th) and slugging pct. (10th)...participated in early workouts and seminars as part of the team's STEP Camp. **2022:** Ranked among Cardinals minor league leaders in stolen bases (1st), walks (1st), doubles (T3rd), runs (4th), hits (5th), RBI (T9th) and home runs (T10th)...ranked among Texas League (6th) and Midwest League (3rd) leaders in stolen bases...67 stolen bases were 10th-most by a Cardinals minor leaguer in a single-season since 1962, becoming the first Cardinal to steal 60+ bases in a season since 2001...Midwest League Player of the Week (June 6-12)...played for Salt River in the Arizona Fall League, ranking T7th with 8 SB. **2021:** Ranked among Cardinals minor league leaders in slugging pct. (6th), OPS (9th), and triples (T9th).

MISC: Grandfather was drafted by the Minnesota Twins in the 1960s.

PRONUNCIATION: an-TEE-koh

YR	CLUB	AGE	AVG	G	AB	R	H	2B	3B	HR	RBI	BB	SO	SB	CS	OBP	SLG	OPS	HP	SH	SF	E
21	Palm Beach (A)	23	.266	39	141	21	38	8	*3	6	19	13	33	8	1	.340	.490	.830	3	0	0	1
22	Peoria (A+)	24	.255	71	274	41	70	19	2	6	32	41	76	*37	3	.358	.405	.763	4	0	2	2
	Springfield (AA)	24	.233	60	240	44	56	12	0	8	31	30	67	*30	4	.327	.383	.710	4	0	1	0
23	Springfield (AA)	25	.265	127	*476	86	*126	*23	*5	18	72	54	126	*52	8	.350	.447	.797	10	2	3	6
24	Memphis (AAA)	26	.261	56	203	30	53	10	2	7	28	17	49	15	2	.323	.433	.756	2	1	1	0
	Springfield (AA)	26	.270	70	244	47	66	5	2	9	33	22	54	18	3	.337	.418	.755	4	2	3	1
Minor League Totals			.259	423	1580	269	409	77	14	54	215	177	405	160	21	.342	.428	.770	27	5	10	10

**ARIAS, Benjamin****RHP****HEIGHT/WEIGHT:** 6'7 / 250**BATS/THROWS:** R/R**BORN:** 11/05/2001 at San Cristobal, Dominican Republic**HOW OBTAINED:** Signed by the Cardinals as an International free-agent on 1/26/2019

CAREER NOTES - 2024: Ranked among Cardinals minor league leaders in SO/BB ratio (5th, 4.18) and WHIP (7th, 1.09). **2023:** Ranked among Cardinals minor league leaders in WHIP (1.28, 10th)...Florida State League Pitcher of the Week (July 31-Aug. 6). **2022:** Ranked among FCL leaders in games started (2nd). **2021:** Ranked among Cardinals minor league leaders in ERA (4th) and WHIP (4th).

YR	CLUB	AGE	W-L	ERA	G	GS	SV	IP	H	R	ER	HR	HB	BB	SO	WHIP	AVG	WP	SO%	BB%	BF
19	DSL Cardinals Blue	17	1-1	8.02	16	0	0	21.1	34	26	19	1	4	16	19	2.34	.333	13	15.6	13.1	122
	DSL Cardinals Red	17	0-1	10.80	2	0	0	3.1	4	4	4	0	1	3	3	2.10	.286	0	16.7	16.7	18
20	DID NOT PITCH -- NO MiLB SEASON																				
21	DSL Cardinals Blue	19	*3-3	1.94	12	*12	0	*51.0	39	18	11	2	2	14	*61	*1.04	.204	11	29.5	6.8	207
22	FCL Cardinals	20	1-4	3.64	12	*11	0	*42.0	50	26	17	3	5	21	*40	1.69	.299	3	20.5	10.8	195
23	FCL Cardinals	21	1-0	2.84	4	4	0	19.0	11	6	6	0	2	4	16	0.79	.169	0	22.2	5.6	72
	Palm Beach (A)	21	3-4	4.04	10	8	0	42.1	38	25	19	7	1	21	39	1.39	.238	3	21.1	11.4	185
	Peoria (A+)	21	0-1	10.80	1	1	0	5.0	9	6	6	1	0	2	4	2.20	.375	0	15.4	7.7	26
24	Palm Beach (A)	22	6-1	3.21	20	0	2	47.2	38	18	17	3	4	9	49	0.99	.216	5	25.8	4.7	190
	Peoria (A+)	22	0-0	6.75	9	0	0	18.2	17	16	14	1	3	8	22	1.34	.239	0	26.8	9.8	82
Minor League Totals			15-15	4.06	86	36	2	250.1	240	145	113	18	22	98	253	1.35	.247	35	23.1	8.9	1097



ARTHUR, Andru

OF

HEIGHT/WEIGHT: 6'1 / 181 BATS/THROWS: L/L BORN: 11/1/2005 at Nassau, Bahamas
HOW OBTAINED: Signed by the Cardinals as an International free-agent on 1/15/2023
CAREER NOTES - 2024: Ranked among Cardinals minor league leaders in on-base pct. (2nd).

YR	CLUB	AGE	AVG	G	AB	R	H	2B	3B	HR	RBI	BB	SO	SB	CS	OBP	SLG	OPS	HP	SH	SF	E
23	DSL Cardinals	17	.218	28	78	13	17	3	2	0	5	9	15	6	1	.330	.308	.637	4	0	0	5
24	DSL Cardinals	18	.261	41	119	28	31	5	0	2	13	23	36	11	4	.423	.353	.776	12	0	2	0
Minor League Totals			.244	69	197	41	48	8	2	2	18	32	51	17	5	.389	.335	.724	16	0	2	5



ASPRILLA, Paulo

C

HEIGHT/WEIGHT: 5'10 / 186 BATS/THROWS: R/R
BORN: 4/28/2006 at Cartagena, Colombia
HOW OBTAINED: Signed by the Cardinals as an International free-agent on 2/10/2023
CAREER NOTES - CAREER: Has thrown out 32.9% (23 CS/70 SB ATT) of attempted base stealers.

YR	CLUB	AGE	AVG	G	AB	R	H	2B	3B	HR	RBI	BB	SO	SB	CS	OBP	SLG	OPS	HP	SH	SF	E
23	DSL Cardinals	17	.220	20	59	7	13	0	0	0	10	10	19	0	0	.343	.220	.563	1	1	0	3
24	DSL Cardinals	18	.250	21	64	10	16	1	0	0	4	11	19	0	0	.368	.266	.634	1	1	0	1
Minor League Totals			.236	41	123	17	29	1	0	0	14	21	38	0	0	.356	.244	.600	2	2	0	4

BAEZ, Jarol

RHP

HEIGHT/WEIGHT: 6'3 / 207 BATS/THROWS: R/R BORN: 10/21/2005 at San Cristobal, Dominican Republic
HOW OBTAINED: Signed by the Cardinals as an International free-agent on 1/15/2023

YR	CLUB	AGE	W-L	ERA	G	GS	SV	IP	H	R	ER	HR	HB	BB	SO	WHIP	AVG	WP	SO%	BB%	BF
23	DSL Cardinals	17	0-1	7.62	12	0	0	13.0	15	20	11	0	2	15	15	2.31	.283	12	20.8	20.8	72
24	DSL Cardinals	18	2-0	2.05	15	0	0	22.0	18	8	5	1	2	21	16	1.77	.243	8	16.5	21.6	97
Minor League Totals			2-1	4.11	27	0	0	35.0	33	28	16	1	4	36	31	1.97	.260	20	18.3	21.3	169

MINOR LEAGUE PLAYERS

**BAEZ, Joshua****OF****HEIGHT/WEIGHT:** 6'3 / 242**BATS/THROWS:** R/R**BORN:** 6/28/2003 at Boston, MA**HIGH SCHOOL:** Dexter Southfield School (Brookline, MA)**SIGNING SCOUT:** Jim Negrych**HOW OBTAINED:** Cardinals 2nd round selection (54th overall) in the 2021 MLB Draft

CAREER NOTES - 2025: Participated in early workouts and seminars as part of the team's STEP Camp. **2024:** Ranked among Cardinals minor league leaders in stolen bases (6th) and home runs (T10th)...rated as having the "Best Outfield Arm" in the Cardinals organization entering the season by *Baseball America*... participated in early workouts and seminars as part of the team's STEP Camp. **2023:** Rated as the No.

13 prospect in the Cardinals organization entering the season by *Baseball America*...ranked among Cardinals minor league leaders in stolen bases (4th) and triples (T9th)...Florida State League Player of the Week (June 26-July 2)...participated in early workouts and seminars as part of the team's STEP Camp. **2022:** Rated as the No. 7 prospect and having the "Best Outfield Arm" in the Cardinals organization entering the season by *Baseball America*...missed a significant portion of the season after suffering a hamate injury during his first at-bat of the year with Palm Beach on May 16. **PREP:** Named Massachusetts Gatorade Player of the Year in 2020 and 2021...batted .378 as a senior in 2021, and pitched 18.0 innings with a fastball that reached 98 MPH and led to a 1.94 ERA and 44 strikeouts.

MISC: Born in Boston before moving to the Dominican Republic as an infant...returned to Boston when he was 11 years old.

YR	CLUB	AGE	AVG	G	AB	R	H	2B	3B	HR	RBI	BB	SO	SB	CS	OBP	SLG	OPS	HP	SH	SF	E
21	FCL Cardinals	18	.158	23	76	18	12	3	1	2	8	14	28	5	0	.305	.303	.608	3	0	2	1
22	Palm Beach (A)	19	.286	20	63	11	18	5	1	3	16	11	30	4	3	.418	.540	.957	4	0	1	2
	FCL Cardinals	19	.237	12	38	4	9	3	0	1	5	5	14	6	1	.326	.395	.720	0	0	0	2
23	Palm Beach (A)	20	.218	91	298	54	65	20	4	7	36	45	122	30	2	.341	.383	.724	12	0	3	5
24	Peoria (A+)	21	.225	71	227	27	51	7	0	10	30	24	97	19	5	.306	.388	.694	4	1	3	3
	Palm Beach (A)	21	.340	15	50	8	17	5	0	1	11	8	17	10	0	.459	.500	.959	3	0	0	1
Minor League Totals			.229	232	752	122	172	43	6	24	106	107	308	74	11	.341	.398	.739	26	1	9	14

**BATISTA, Arfeni****SS****HEIGHT/WEIGHT:** 6'1 / 187**BATS/THROWS:** R/R**BORN:** 9/4/2004 at Santo Domingo, Dominican Republic**HOW OBTAINED:** Signed by the Cardinals as an International free-agent on 1/15/2022

CAREER NOTES - 2025: Was one of nine members of the sixth high school graduating class at the Cardinals Dominican Academy.

PRONUNCIATION: ahr-FENN-ee

YR	CLUB	AGE	AVG	G	AB	R	H	2B	3B	HR	RBI	BB	SO	SB	CS	OBP	SLG	OPS	HP	SH	SF	E
22	DSL Cardinals	17	.240	39	129	21	31	5	1	1	10	21	45	4	2	.353	.318	.671	2	0	1	6
23	DSL Cardinals	18	.194	*43	*170	23	33	9	0	*4	*18	14	76	2	0	.267	.318	.585	3	0	0	15
24	FCL Cardinals	19	.186	39	129	14	24	4	0	4	12	5	60	4	1	.234	.310	.544	3	0	0	9
Minor League Totals			.206	121	428	58	88	18	1	9	40	40	181	10	3	.285	.315	.600	8	0	1	30

**BATISTA, Yadiel****LHP****HEIGHT/WEIGHT:** 6'3 / 169**BATS/THROWS:** L/L**BORN:** 4/17/2004 at Havana, Cuba**HOW OBTAINED:** Signed by the Cardinals as an International free-agent on 3/24/2023

CAREER NOTES - 2023: Ranked among Cardinals minor league leaders in SO/BB ratio (18.50, 1st) and WHIP (4th).

YR	CLUB	AGE	W-L	ERA	G	GS	SV	IP	H	R	ER	HR	HB	BB	SO	WHIP	AVG	WP	SO%	BB%	BF
23	DSL Cardinals	19	1-4	*3.96	10	*9	0	38.2	42	18	17	2	2	2	*37	*1.14	.290	3	24.3	1.3	152
24	FCL Cardinals	20	0-5	3.88	11	10	0	46.1	46	22	20	4	1	16	45	1.34	.257	1	22.8	8.1	197
Minor League Totals			1-9	3.92	21	19	0	85.0	88	40	37	6	3	18	82	1.25	.272	4	23.5	5.6	349



BERRIOS, Osvaldo

RHP
HEIGHT/WEIGHT: 6'1 / 225

BATS/THROWS: R/R

BORN: 11/29/1999 at Caguas, Puerto Rico

HIGH SCHOOL: Puerto Rico Baseball Academy (Gurabo, PR)

HOW OBTAINED: Signed by the Cardinals as a minor league free-agent on 6/1/2024

CAREER NOTES - 2025: Participated in early workouts and seminars as part of the team's STEP Camp. **2024:** Ranked among Cardinals minor league leaders in SO/BB ratio (3rd, 4.27), saves (T4th) and SO/9 (8th, 11.86)...participated in early workouts and seminars as part of the team's STEP Camp.

MISC: Originally selected by the Oakland Athletics in the 20th round of the 2017 MLB Draft...signed by Frontier League's Gateway Grizzlies on 1/22/2024

PRONUNCIATION: bah-REE-ohs

YR	CLUB	AGE	W-L	ERA	G	GS	SV	IP	H	R	ER	HR	HB	BB	SO	WHIP	AVG	WP	SO%	BB%	BF
17	AZL Athletics	17	2-3	8.00	13	7	0	27.0	39	27	24	2	1	8	25	1.74	.342	4	19.4	6.2	129
18	AZL Athletics	18	3-4	3.71	13	10	0	51.0	58	27	21	1	2	13	43	1.39	.289	6	19.5	5.9	220
19	AZL Athletics Gold	19	2-1	3.60	4	2	1	15.0	14	6	6	1	0	0	17	0.93	.241	1	29.3	0.0	58
	Vermont (SS-A-OAK)	19	0-4	5.79	11	6	0	37.1	44	28	24	5	3	11	29	1.47	.295	3	17.6	6.7	165
20	DID NOT PITCH -- NO MiLB SEASON																				
21	Stockton (A-OAK)	21	3-6	5.97	16	11	0	75.1	90	56	50	12	7	20	70	1.46	.299	7	21.0	6.0	333
	Lansing (A+-OAK)	21	2-1	5.86	6	5	0	27.2	35	18	18	4	1	10	20	1.63	.318	0	16.3	8.1	123
22	Lansing (A+-OAK)	22	5-8	6.17	27	11	3	93.1	103	69	64	16	6	33	79	1.46	.270	5	18.7	7.8	422
23	DID NOT PITCH -- INJURY																				
24	Gateway (Ind.)	24	1-0	0.00	9	0	1	9.1	3	1	0	0	2	2	14	0.54	.100	0	43.8	6.3	32
	Peoria (A+)	24	2-3	2.34	24	0	*8	34.2	34	16	9	3	1	9	44	1.24	.250	1	29.5	6.0	149
	Springfield (AA)	24	0-0	45.00	1	0	0	1.0	4	5	5	2	0	2	3	6.00	.571	1	33.3	22.2	9
Independent League Totals		1-0	0.00	9	0	1	9.1	3	1	0	0	2	2	14	0.54	.100	0	43.8	6.3	32	
Minor League Totals		19-30	5.49	115	52	12	362.1	421	252	221	46	21	106	330	1.45	.289	28	20.5	6.6	1608	



BOLIVAR, Andrew

RHP
HEIGHT/WEIGHT: 6'1 / 191

BATS/THROWS: R/R

BORN: 10/20/2005 at Barcelona, Venezuela

HOW OBTAINED: Signed by the Cardinals as an International free-agent on 3/30/2023

CAREER NOTES - 2024: Ranked among Cardinals minor league leaders in SO/9 (10th, 11.18).

YR	CLUB	AGE	W-L	ERA	G	GS	SV	IP	H	R	ER	HR	HB	BB	SO	WHIP	AVG	WP	SO%	BB%	BF
23	DID NOT PITCH -- INJURY																				
24	DSL Cardinals	18	0-0	4.22	12	10	0	42.2	32	22	20	1	4	26	*53	1.36	.211	5	28.6	14.1	185



BRADT, Tyler

RHP
HEIGHT/WEIGHT: 5'10 / 202

BATS/THROWS: R/R

BORN: 2/11/2001 at Stuart, FL

COLLEGE: East Carolina University (2023), Virginia Military Institute (2020-22)

HIGH SCHOOL: Deep Run HS (Glen Allen, VA)

SIGNING SCOUT: TC Calhoun

HOW OBTAINED: Cardinals 16th round selection (485th overall) in the 2023 MLB Draft

CAREER NOTES - 2025: Participated in early workouts and seminars as part of the team's STEP Camp.

YR	CLUB	AGE	W-L	ERA	G	GS	SV	IP	H	R	ER	HR	HB	BB	SO	WHIP	AVG	WP	SO%	BB%	BF
23	Palm Beach (A)	22	1-1	6.17	11	0	0	11.2	11	10	8	2	1	14	8	2.14	.250	0	13.3	23.3	60
24	Peoria (A+)	23	4-3	3.92	37	0	2	59.2	44	30	26	1	4	28	71	1.21	.212	6	29.1	11.5	244
Minor League Totals		5-4	4.29	48	0	2	71.1	55	40	34	3	5	42	79	1.36	.218	6	26.0	13.8	304	



BRODERSEN, Sam

RHP

HEIGHT/WEIGHT: 6'1 / 195 **BATS/THROWS:** R/R **BORN:** 5/17/2002 at Winter Garden, FL
COLLEGE: Louisiana Tech University (2024), Wingate (N.C.) University (2021-23)
HIGH SCHOOL: West Orange HS (Winter Garden, FL) **SIGNING SCOUT:** Keanan Lamb
HOW OBTAINED: Cardinals 15th round selection (441st overall) in the 2024 MLB Draft

YR CLUB	AGE	W-L	ERA	G	GS	SV	IP	H	R	ER	HR	HB	BB	SO	WHIP	AVG	WP	SO%	BB%	BF
24	DID NOT APPEAR																			



BUCHBERGER, Jacob

3B

HEIGHT/WEIGHT: 6'1 / 248 **BATS/THROWS:** R/R **BORN:** 10/1/1997 at Muskegon, MI
COLLEGE: Davenport (Mich.) University (2017-20)
HIGH SCHOOL: Montague (Mich.) HS **SIGNING SCOUT:** Jason Bryans
HOW OBTAINED: Signed by the Cardinals as a non-drafted minor league free-agent on 6/16/2020
CAREER NOTES - 2024: Ranked among Cardinals minor league leaders in triples (T4th), walks (6th) and runs (7th)...participated in early workouts and seminars as part of the team's STEP Camp. **2023:** Ranked among Cardinals minor league leaders in home runs (T4th)...participated in early workouts and seminars as part of the team's STEP Camp. **2022:** Ranked among Cardinals minor league leaders in triples (T5th) and stolen bases (T10th).

PRONUNCIATION: BUSH-ber-gher

YR CLUB	AGE	AVG	G	AB	R	H	2B	3B	HR	RBI	BB	SO	SB	CS	OBP	SLG	OPS	HP	SH	SF	E
20	DID NOT PLAY -- NO MiLB SEASON																				
21 Palm Beach (A)	23	.308	72	266	36	*82	14	*3	3	34	34	57	5	2	.392	.417	.809	4	0	2	11
Peoria (A+)	23	.163	21	80	7	13	5	2	0	5	5	22	2	0	.212	.275	.487	0	0	0	2
22 Peoria (A+)	24	.257	94	350	43	90	9	4	9	51	41	82	16	1	.338	.383	.721	2	0	1	8
Springfield (AA)	24	.539	5	13	3	7	1	0	1	4	5	3	2	2	.667	.846	1.513	0	0	0	0
23 Springfield (AA)	25	.239	117	397	67	95	12	2	18	49	44	101	13	5	.322	.416	.738	5	0	1	15
24 Springfield (AA)	26	.249	108	374	66	93	15	*4	7	42	48	100	13	7	.338	.366	.704	3	0	1	18
Minor League Totals		.257	417	1480	222	380	56	15	38	185	177	365	51	17	.341	.392	.733	14	0	5	54



BURNS, Mason

RHP

HEIGHT/WEIGHT: 6'2 / 210 **BATS/THROWS:** R/R **BORN:** 4/4/2002 at Peoria, IL
COLLEGE: Western Kentucky University (2023-24), Illinois State University (2021-22)
HIGH SCHOOL: Normal (Ill.) Community HS **SIGNING SCOUT:** Jason Bryans
HOW OBTAINED: Cardinals 14th round selection (411th overall) in the 2024 MLB Draft

YR CLUB	AGE	W-L	ERA	G	GS	SV	IP	H	R	ER	HR	HB	BB	SO	WHIP	AVG	WP	SO%	BB%	BF
24	DID NOT APPEAR																			

CABRERA, Jan

RHP

HEIGHT/WEIGHT: 6'3 / 191 **BATS/THROWS:** R/R **BORN:** 2/14/2005 at Sagua la Grande, Cuba
HOW OBTAINED: Signed by the Cardinals as an International free-agent on 12/10/2024

YR CLUB	AGE	W-L	ERA	G	GS	SV	IP	H	R	ER	HR	HB	BB	SO	WHIP	AVG	WP	SO%	BB%	BF
2025 WILL BE HIS FIRST PROFESSIONAL SEASON																				



CABRERA, Juan Pablo

C

HEIGHT/WEIGHT: 5'11 / 185

BATS/THROWS: R/R

BORN: 11/11/2006 at Mérida, Mexico

HOW OBTAINED: Signed by the Cardinals as an International free-agent on 2/24/2024

CAREER NOTES - CAREER: Has thrown out 44.8% (13 CS/29 SB ATT) of attempted base stealers.

YR	CLUB	AGE	AVG	G	AB	R	H	2B	3B	HR	RBI	BB	SO	SB	CS	OBP	SLG	OPS	HP	SH	SF	E
24	DSL Cardinals	17	.234	21	64	16	15	0	1	0	8	14	14	0	0	.380	.266	.646	1	0	0	2



CABRERA, Romtres

OF

HEIGHT/WEIGHT: 6'0 / 208

BATS/THROWS: R/R

BORN: 9/13/2003 at San Pedro de Macoris, Dominican Republic

HOW OBTAINED: Signed by the Cardinals as an International free-agent on 1/15/2021

CAREER NOTES - 2021: Ranked among Cardinals minor league leaders in triples (T2nd), stolen bases (T9th), on-base pct. (10th), and OPS (10th).

YR	CLUB	AGE	AVG	G	AB	R	H	2B	3B	HR	RBI	BB	SO	SB	CS	OBP	SLG	OPS	HP	SH	SF	E
21	DSL Cardinals Red	17	.244	*52	*160	*37	39	7	*5	5	*30	26	70	11	8	.384	.444	.828	*11	0	1	3
22	FCL Cardinals	18	.100	29	60	8	6	1	0	0	2	10	28	5	2	.239	.117	.356	1	0	0	0
23	FCL Cardinals	19	.205	32	73	7	15	4	0	1	11	15	28	5	0	.372	.301	.673	5	0	1	1
24	FCL Cardinals	20	.129	12	31	4	4	0	0	0	1	4	16	2	1	.222	.129	.351	0	0	1	0
Minor League Totals			.198	125	324	56	64	12	5	6	44	55	142	23	11	.341	.321	.662	17	0	3	4



CAMPOS, Ryan

C

HEIGHT/WEIGHT: 5'7 / 200

BATS/THROWS: L/R

BORN: 10/16/2002 at Mesa, AZ

COLLEGE: Arizona State University (2022-24)

HIGH SCHOOL: Red Mountain HS (Mesa, AZ)

SIGNING SCOUT: Scott Cousins

HOW OBTAINED: Cardinals 4th round selection (109th overall) in the 2024 MLB Draft

CAREER NOTES - CAREER: Has thrown out 23.8% (5 CS/21 SB ATT) of attempted base stealers. 2025: Rated as the No. 26 prospect in the Cardinals organization entering the season by *Baseball America*... participated in early workouts and seminars as part of the team's STEP Camp.

YR	CLUB	AGE	AVG	G	AB	R	H	2B	3B	HR	RBI	BB	SO	SB	CS	OBP	SLG	OPS	HP	SH	SF	E
24	Palm Beach (A)	21	.319	26	91	17	29	8	0	0	16	13	13	0	1	.396	.407	.803	0	0	2	3



CARABALLO, Heriberto

C/1B

HEIGHT/WEIGHT: 5'10 / 208

BATS/THROWS: R/R

BORN: 2/18/2005 at Santo Domingo, Dominican Republic

HOW OBTAINED: Signed by the Cardinals as an International free-agent on 2/18/2023

CAREER NOTES - CAREER: Has thrown out 34.2% (38 CS/111 SB ATT) of attempted base stealers. 2025: Participated in early workouts and seminars as part of the team's STEP Camp.

YR	CLUB	AGE	AVG	G	AB	R	H	2B	3B	HR	RBI	BB	SO	SB	CS	OBP	SLG	OPS	HP	SH	SF	E
23	DSL Cardinals	18	.241	34	116	13	28	6	1	0	9	9	19	0	0	.318	.310	.628	4	0	0	1
24	FCL Cardinals	19	.149	36	114	16	17	2	0	2	8	13	27	0	0	.269	.219	.488	6	0	1	3
	Palm Beach (A)	19	.045	7	22	1	1	1	0	0	1	2	9	0	0	.125	.091	.216	0	0	0	1
Minor League Totals			.183	77	252	30	46	9	1	2	18	24	55	0	0	.279	.250	.529	10	0	1	5

**CARPENTER, Daniel (D.J.)****RHP****HEIGHT/WEIGHT:** 6'8 / 225**BATS/THROWS:** R/R**BORN:** 2/8/2000 at Valencia, CA**COLLEGE:** Oregon State University (2022), Central Arizona CC (2019-21)**HIGH SCHOOL:** Martin Luther King HS (Riverside, CA)**SIGNING SCOUT:** Chris Rodriguez**HOW OBTAINED:** Cardinals 14th round selection (427th overall) in the 2022 MLB Draft**CAREER NOTES - COLLEGE:** Won a NJCAA National Championship as a freshman at Central Arizona.**MISC:** Teammate of Cardinals 2022 1st Round Draft Pick Cooper Hjerpe at Oregon State.

YR	CLUB	AGE	W-L	ERA	G	GS	SV	IP	H	R	ER	HR	HB	BB	SO	WHIP	AVG	WP	SO%	BB%	BF
22	FCL Cardinals	22	0-0	4.50	2	0	0	2.0	3	1	1	0	0	2	3	2.50	.333	1	27.3	18.2	11
	Palm Beach (A)	22	0-0	0.00	2	0	1	2.0	0	0	0	0	0	0	3	0.00	.000	0	50.0	0.0	6
23	DID NOT PITCH -- INJURY																				
24	DID NOT PITCH -- INJURY																				
Minor League Totals			0-0	2.25	4	0	1	4.0	3	1	1	0	0	2	6	1.25	.200	1	35.3	11.8	17

CARRERA, Emisael**RHP****HEIGHT/WEIGHT:** 6'1 / 210**BATS/THROWS:** R/R**BORN:** 2/22/2006 at Bejuma, Venezuela**HOW OBTAINED:** Signed by the Cardinals as an International free-agent on 1/15/2023

YR	CLUB	AGE	W-L	ERA	G	GS	SV	IP	H	R	ER	HR	HB	BB	SO	WHIP	AVG	WP	SO%	BB%	BF
23	DSL Cardinals	17	*3-0	2.08	15	0	*2	21.2	19	9	5	0	2	11	19	1.38	.238	2	20.2	11.7	94
24	DSL Cardinals	18	0-0	21.60	2	0	0	1.2	4	4	4	1	0	3	2	4.20	.444	0	16.7	25.0	12
Minor League Totals			3-0	3.47	17	0	2	23.1	23	13	9	1	2	14	21	1.59	.258	2	19.8	13.2	106

CHAPARRO, Jhonny**C****HEIGHT/WEIGHT:** 6'0 / 176**BATS/THROWS:** L/R**BORN:** 1/15/2007 at Maracaibo, Venezuela**HOW OBTAINED:** Signed by the Cardinals as an International free-agent on 11/20/2024

YR	CLUB	AGE	AVG	G	AB	R	H	2B	3B	HR	RBI	BB	SO	SB	CS	OBP	SLG	OPS	HP	SH	SF	E
2025 WILL BE HIS FIRST PROFESSIONAL SEASON																						

**CHINCHILLA, Gabriel****RHP****HEIGHT/WEIGHT:** 6'1 / 174**BATS/THROWS:** R/R**BORN:** 10/20/2006 at Merida, Venezuela**HOW OBTAINED:** Signed by the Cardinals as an International free-agent on 1/15/2024

YR	CLUB	AGE	W-L	ERA	G	GS	SV	IP	H	R	ER	HR	HB	BB	SO	WHIP	AVG	WP	SO%	BB%	BF
24	DSL Cardinals	17	1-1	1.57	6	4	0	23.0	12	5	4	0	2	10	16	0.96	.150	4	17.4	10.9	92



OF



CHO, Won-Bin

HEIGHT/WEIGHT: 6'2 / 218 BATS/THROWS: L/L
BORN: 8/20/2003 at Seongnam, South Korea
HIGH SCHOOL: Seoul Convention HS (Seoul, South Korea) SIGNING SCOUT: Matt Slater
HOW OBTAINED: Signed by the Cardinals as an International free-agent on 1/15/2022

CAREER NOTES - 2025: Participated in early workouts and seminars as part of the team's STEP Camp. 2024: Ranked among Cardinals minor league leaders in triples (T4th)...rated as the No. 13 prospect in the Cardinals organization entering the season by *Baseball America*...participated in early workouts and seminars as part of the team's STEP Camp. 2023: Ranked among Cardinals minor league leaders in stolen bases (3rd), triples (4th) and walks (8th)...participated in early workouts and seminars as part of the team's STEP Camp. 2022: Missed over a month of game action due to an injury to his ribs.

MISC: First Asian amateur player to sign with the Cardinals...won the home run derby for the underclass players at the 5th National Power Showcase held at Globe Life Field in November 2020.

YR	CLUB	AGE	AVG	G	AB	R	H	2B	3B	HR	RBI	BB	SO	SB	CS	OBP	SLG	OPS	HP	SH	SF	E
22	FCL Cardinals	18	.211	26	76	10	16	3	1	1	3	*20	27	*6	4	*.400	.316	.716	4	0	0	0
23	Palm Beach (A)	19	.270	105	378	64	102	14	*5	7	52	*64	98	*32	11	.376	.389	.765	4	0	6	3
24	Peoria (A+)	20	.227	107	374	48	85	15	*4	2	28	36	134	13	8	.307	.305	.612	9	5	4	1
Minor League Totals			.245	238	828	122	203	32	10	10	83	120	259	51	23	.349	.344	.693	17	5	10	4



CLEMENTE, Randel

RHP

HEIGHT/WEIGHT: 6'4 / 200 BATS/THROWS: R/R
BORN: 1/17/2001 at Sabana Grande de Palenque, Dominican Republic
HOW OBTAINED: Signed by the Cardinals as an International free-agent on 2/27/2020

CAREER NOTES - 2024: Ranked among Cardinals minor league leaders in opp. average (3rd, .179) and SO/9 (3rd, 14.90).

YR	CLUB	AGE	W-L	ERA	G	GS	SV	IP	H	R	ER	HR	HB	BB	SO	WHIP	AVG	WP	SO%	BB%	BF
20	DID NOT PITCH -- NO MILB SEASON																				
21	DSL Cardinals Blue	19	1-5	4.86	17	5	0	33.1	30	34	18	3	9	29	35	1.77	.234	14	21.0	17.4	167
22	FCL Cardinals	20	1-0	9.00	18	0	2	21.0	26	24	21	0	6	13	24	1.86	.299	11	22.6	12.3	106
23	FCL Cardinals	21	1-2	4.34	19	0	0	18.2	13	12	9	0	2	16	24	1.55	.197	5	28.2	18.8	85
24	Palm Beach (A)	22	4-2	9.82	19	0	0	22.0	14	25	24	2	0	30	37	2.00	.179	6	34.3	27.8	108
	FCL Cardinals	22	2-0	3.08	20	0	0	26.1	16	10	9	0	1	20	43	1.37	.178	8	38.1	17.7	113
Minor League Totals			9-9	6.01	93	5	2	121.1	99	105	81	5	18	108	163	1.71	.220	44	28.2	18.7	579

CORDERO, Michael

3B

HEIGHT/WEIGHT: 5'11 / 185 BATS/THROWS: R/R BORN: 8/24/2008 at Cincinnati, OH
HOW OBTAINED: Signed by the Cardinals as an International free-agent on 1/15/2025

MISC: Father, Francisco, was a three-time All-Star pitcher in his 14-year career with six teams from 1999-2012.

YR	CLUB	AGE	AVG	G	AB	R	H	2B	3B	HR	RBI	BB	SO	SB	CS	OBP	SLG	OPS	HP	SH	SF	E
2025 WILL BE HIS FIRST PROFESSIONAL SEASON																						

**CORDOBA, Jose****OF****HEIGHT/WEIGHT:** 5'11 / 209**BATS/THROWS:** R/R**BORN:** 01/03/2003 at Puerto La Cruz, Venezuela**HOW OBTAINED:** Signed by the Cardinals as an International free-agent on 7/2/2019**CAREER NOTES - 2025:** Participated in early workouts and seminars as part of the team's STEP Camp.

YR	CLUB	AGE	AVG	G	AB	R	H	2B	3B	HR	RBI	BB	SO	SB	CS	OBP	SLG	OPS	HP	SH	SF	E
20	DID NOT PLAY -- NO MiLB SEASON																					
21	DSL Cardinals Blue	18	.225	43	142	24	32	3	2	3	19	10	35	5	4	.306	.338	.644	7	0	1	1
22	FCL Cardinals	19	.236	38	106	18	25	5	0	5	*21	15	33	5	4	.336	.425	.761	2	0	2	4
23	FCL Cardinals	20	.367	24	79	14	*29	6	2	1	13	7	15	4	2	.414	.532	.946	0	0	1	4
	Palm Beach (A)	20	.270	11	37	7	10	2	1	0	2	4	7	0	0	.372	.378	.750	2	1	0	0
24	Palm Beach (A)	21	.232	91	*336	37	78	19	3	5	46	24	69	16	4	.293	.351	.644	6	2	2	3
Minor League Totals			.249	207	700	100	174	35	8	14	101	60	159	30	14	.321	.381	.702	17	3	6	12

CORREA, Michael**RHP****HEIGHT/WEIGHT:** 6'2 / 173**BATS/THROWS:** R/R**BORN:** 8/16/2005 at Miami, FL**HOW OBTAINED:** Signed by the Cardinals as an International free-agent on 11/28/2023

YR	CLUB	AGE	W-L	ERA	G	GS	SV	IP	H	R	ER	HR	HB	BB	SO	WHIP	AVG	WP	SO%	BB%	BF
24	DID NOT PITCH -- INJURY																				

CRUZ, Xavier**RHP****HEIGHT/WEIGHT:** 6'3 / 169**BATS/THROWS:** R/R**BORN:** 9/4/2005 at Santiago, Dominican Republic**HOW OBTAINED:** Signed by the Cardinals as an International free-agent on 1/15/2023

YR	CLUB	AGE	W-L	ERA	G	GS	SV	IP	H	R	ER	HR	HB	BB	SO	WHIP	AVG	WP	SO%	BB%	BF
23	DID NOT PITCH -- INJURY																				
24	DSL Cardinals	18	3-1	4.11	10	0	0	15.1	19	8	7	1	1	4	10	1.50	.311	1	15.2	6.1	66

**CUELLO, Antoni****RHP****HEIGHT/WEIGHT:** 6'6 / 217**BATS/THROWS:** R/R**BORN:** 11/7/2002 at Santo Domingo, Dominican Republic**HOW OBTAINED:** Signed by the Cardinals as an International free-agent on 7/2/2019**CAREER NOTES - 2022:** Was one of seven members of the third high school graduating class at the Cardinals Dominican Academy.**PRONUNCIATION:** KWAY-oh

YR	CLUB	AGE	W-L	ERA	G	GS	SV	IP	H	R	ER	HR	HB	BB	SO	WHIP	AVG	WP	SO%	BB%	BF
20	DID NOT PITCH -- NO MiLB SEASON																				
21	DSL Cardinals Blue	18	0-1	6.75	9	2	0	10.2	13	9	8	0	1	7	8	1.88	.317	4	16.0	14.0	50
22	DID NOT PITCH -- INJURY																				
23	FCL Cardinals	20	2-1	5.63	+21	0	*2	24.0	30	18	15	1	1	18	17	2.00	.303	3	14.2	15.0	120
24	FCL Cardinals	21	0-1	4.97	19	0	0	29.0	31	18	16	3	3	18	24	1.69	.282	3	18.0	13.5	133
Minor League Totals			2-3	5.51	49	2	2	63.2	74	45	39	4	5	43	49	1.84	.296	10	16.2	14.2	303

**RHP****CUENCA, Ángel****HEIGHT/WEIGHT:** 6'1 / 191**BATS/THROWS:** R/R**BORN:** 7/10/2001 at Pariaguan, Venezuela**HOW OBTAINED:** Signed by the Cardinals as an International free-agent on 5/29/2018

CAREER NOTES - 2025: Participated in early workouts and seminars as part of the team's STEP Camp.
2019: Named a Dominican Summer League All-Star...led all Cardinals minor league pitchers in ERA and opp. average while ranking 2nd in WHIP... ranked among the DSL leaders in ERA (6th), WHIP (2nd), winning pct. (T3rd) and opp. average (2nd)...did not allow a run in his first 16.0 innings of the season and held his opposition without an earned run over the first 24.0 innings.

PRONUNCIATION: ahn-hell KWAYNE-kuh

YR	CLUB	AGE	W-L	ERA	G	GS	SV	IP	H	R	ER	HR	HB	BB	SO	WHIP	AVG	WP	SO%	BB%	BF
18	DSL Cardinals Blue	16	1-1	4.55	11	5	1	31.2	37	22	16	1	4	13	31	1.58	.289	4	21.4	9.0	145
	DSL Cardinals Red	16	1-0	0.00	1	0	0	3.0	1	0	0	0	0	0	2	0.33	.111	0	22.2	0.0	9
19	DSL Cardinals Red	17	*5-1	2.00	12	*12	0	*63.0	40	21	14	3	2	18	*60	*0.92	*.185	3	25.0	7.5	240
20	DID NOT PITCH -- NO MiLB SEASON																				
21	Palm Beach (A)	19	1-1	7.04	4	0	0	7.2	9	12	6	0	6	7	10	2.09	.257	1	20.8	14.6	48
22	FCL Cardinals	20	0-1	4.80	15	2	1	15.0	13	8	8	1	3	7	18	1.33	.228	3	26.1	10.1	69
	Palm Beach (A)	20	0-0	3.38	3	0	0	5.1	6	4	2	0	1	4	3	1.88	.316	0	11.5	15.4	26
23	Palm Beach (A)	21	3-1	5.47	31	0	1	52.2	53	34	32	8	0	18	54	1.35	.257	2	23.8	7.9	227
24	Palm Beach (A)	22	4-2	3.33	33	0	0	48.2	49	25	18	3	2	16	40	1.34	.255	4	19.0	7.6	211
	Peoria (A+)	22	0-1	10.80	2	0	0	3.1	8	4	4	0	0	3	3	3.30	.500	1	15.8	15.8	19
Minor League Totals			15-8	3.91	112	19	3	230.1	216	130	100	16	18	86	221	1.31	.246	18	22.2	8.7	994

**CURIALLE, Michael****HEIGHT/WEIGHT:** 6'2 / 200**BATS/THROWS:** R/R**BORN:** 6/16/2001 at Freehold, NJ**COLLEGE:** University of California-Los Angeles (2020-22)**HIGH SCHOOL:** JSerra Catholic HS (San Juan Capistrano, CA) **SIGNING SCOUT:** Mike Garciparra**HOW OBTAINED:** Cardinals 12th round selection (367th overall) in the 2022 MLB Draft

CAREER NOTES - 2023: Selected as an organizational All-Star at 3B by MiLB...ranked among Cardinals minor league leaders in doubles (4th), triples (T4th), and on-base pct. (7th)...two-time Florida State League Player of the Week (April 10-16, May 1-7). **COLLEGE:** Utility player in college played every position except

for pitcher, catcher and first base...played for Trenton in the 2021 MLB Draft League. **PREP:** Named Offensive MVP of the 2018 Boras Classic after leading JSerra to the tournament championship with a go-ahead HR in the title game...was the next player to play shortstop at JSerra after 2017 first overall draft selection Royce Lewis signed with the Twins.

MISC: Originally selected in the 31st round by the Colorado Rockies of the 2019 MLB Draft.

YR	CLUB	AGE	AVG	G	AB	R	H	2B	3B	HR	RBI	BB	SO	SB	CS	OBP	SLG	OPS	HP	SH	SF	E
22	Palm Beach (A)	21	.231	21	65	9	15	4	0	0	5	6	16	2	0	.342	.292	.634	5	0	0	4
23	Palm Beach (A)	22	*.282	*110	*380	*66	*107	+28	*5	2	*57	51	108	10	7	*.392	*.397	*.789	*21	0	5	15
24	Peoria (A+)	23	.220	77	246	30	54	13	1	7	36	21	85	3	1	.296	.366	.662	7	1	3	11
Minor League Totals			.255	208	691	105	176	45	6	9	98	78	209	15	8	.354	.376	.730	33	1	8	30

* Led Team

+ Led League



DAVILA, Jose

RHP

HEIGHT/WEIGHT: 6'4 / 240

BATS/THROWS: R/R

BORN: 11/09/2002 at Maracaibo, Venezuela

HOW OBTAINED: Signed by the Cardinals as a International free-agent on 7/2/2019

CAREER NOTES - 2025: Participated in early workouts and seminars as part of the team's STEP Camp.
2024: Ranked among Cardinals minor league leaders in strikeouts (10th), starter's ERA (10th) and games started (T10th)...ranked among all Single-A pitchers in ERA (8th). **2022:** Rated as the No. 29 prospect in the Cardinals organization entering the season by *Baseball America*.

PRONUNCIATION: da-VEE-ah

YR	CLUB	AGE	W-L	ERA	G	GS	SV	IP	H	R	ER	HR	HB	BB	SO	WHIP	AVG	WP	SO%	BB%	BF
20	DID NOT PITCH -- NO MiLB SEASON																				
21	Palm Beach (A)	18	0-1	10.80	4	0	0	8.1	12	10	10	0	0	10	5	2.64	.375	3	11.6	23.3	43
	FCL Cardinals	18	1-3	*3.77	11	9	0	45.1	33	28	19	1	6	24	*49	*1.26	.201	2	25.0	12.2	196
22	FCL Cardinals	19	0-1	2.45	7	6	0	29.1	22	11	8	1	1	8	34	1.02	.202	2	28.8	6.8	118
	Palm Beach (A)	19	1-2	3.86	8	7	0	35.0	31	20	15	2	3	20	20	1.46	.240	1	12.9	12.9	155
23	Palm Beach (A)	20	2-3	5.69	20	10	2	74.1	81	49	47	2	5	31	71	1.51	.273	7	21.3	9.3	333
24	Palm Beach (A)	21	6-5	3.54	22	21	0	109.1	98	47	43	0	10	46	113	1.32	.244	5	24.5	10.0	461
Minor League Totals		10-15		4.24	72	53	2	301.2	277	165	142	6	25	139	292	1.38	.244	20	22.4	10.6	1306



DAVIS, Braden

LHP

HEIGHT/WEIGHT: 5'10 / 192

BATS/THROWS: L/L

BORN: 4/9/2003 at Arlington, TX

COLLEGE: Oklahoma University (2024), Sam Houston State University (2022-23)

HIGH SCHOOL: Keller (Tex.) HS

SIGNING SCOUT: Dirk Kinney

HOW OBTAINED: Cardinals 5th round selection (142nd overall) in the 2024 MLB Draft

CAREER NOTES - 2025: Participated in early workouts and seminars as part of the team's STEP Camp.

YR	CLUB	AGE	W-L	ERA	G	GS	SV	IP	H	R	ER	HR	HB	BB	SO	WHIP	AVG	WP	SO%	BB%	BF
24	DID NOT APPEAR																				



DAY, Ernie

RHP

HEIGHT/WEIGHT: 6'4 / 225

BATS/THROWS: R/R

BORN: 10/24/2001 at Chicago, IL

COLLEGE: Campbell (N.C.) Univeristy (2023), Iowa Western CC (2021-22)

HIGH SCHOOL: William Howard Taft HS (Chicago, IL)

HOW OBTAINED: Signed by the Cardinals as a minor league free-agent on 2/18/2025

MISC: Originally selected by the Seattle Mariners in the 14th round of the 2023 MLB Draft.

YR	CLUB	AGE	W-L	ERA	G	GS	SV	IP	H	R	ER	HR	HB	BB	SO	WHIP	AVG	WP	SO%	BB%	BF
23	ACL Mariners (Rk)	21	1-0	6.75	4	0	0	4.0	6	3	3	0	1	3	7	2.25	.375	0	35.0	15.0	20
24	Modesto (A-SEA)	22	2-2	13.73	24	0	0	19.2	26	31	30	1	6	32	19	2.95	.325	13	15.7	26.4	121
Minor League Totals		3-2		12.55	28	0	0	23.2	32	34	33	1	7	35	26	2.83	.333	13	18.4	24.8	141

DOS SANTOS, Sebastian

SS

HEIGHT/WEIGHT: 6'0 / 173

BATS/THROWS: S/R

BORN: 1/29/2008 at Barquisimeto, Venezuela

HOW OBTAINED: Signed by the Cardinals as an International free-agent on 1/15/2025

YR	CLUB	AGE	AVG	G	AB	R	H	2B	3B	HR	RBI	BB	SO	SB	CS	OBP	SLG	OPS	HP	SH	SF	E
2025 WILL BE HIS FIRST PROFESSIONAL SEASON																						



DUTKANYCH, Andrew

RHP

HEIGHT/WEIGHT: 6'2 / 234 BATS/THROWS: R/R BORN: 7/31/2003 at Indianapolis, IN
COLLEGE: Vanderbilt University (2023-24)
HIGH SCHOOL: Brebeuf Jesuit Prep (Indianapolis, IN) SIGNING SCOUT: TC Calhoun
HOW OBTAINED: Cardinals 7th round selection (201st overall) in the 2024 MLB Draft
CAREER NOTES - 2025: Participated in early workouts and seminars as part of the team's STEP Camp.
PRONUNCIATION: doo-CAN-nich

YR	CLUB	AGE	W-L	ERA	G	GS	SV	IP	H	R	ER	HR	HB	BB	SO	WHIP	AVG	WP	SO%	BB%	BF
24																					

DID NOT APPEAR



ENCARNACION, Anyelo

2B/SS

HEIGHT/WEIGHT: 6'0 / 208 BATS/THROWS: R/R
BORN: 1/2/2004 at San Cristobal, Dominican Republic
HOW OBTAINED: Signed by the Cardinals as an International free-agent on 1/15/2021
CAREER NOTES - 2025: Participated in early workouts and seminars as part of the team's STEP Camp... was one of nine members of the sixth high school graduating class at the Cardinals Dominican Academy.
2024: Ranked among Cardinals minor league leaders in walks (T7th). 2022: Ranked among Cardinals minor league leaders in on-base pct. (1st), batting average (2nd), OPS (2nd), triples (T5th) and slugging pct. (9th).

YR	CLUB	AGE	AVG	G	AB	R	H	2B	3B	HR	RBI	BB	SO	SB	CS	OBP	SLG	OPS	HP	SH	SF	E
21	DSL Cardinals Blue	17	.205	37	122	18	25	3	*3	1	11	*22	48	4	3	.326	.303	.629	0	0	0	11
22	DSL Cardinals	18	*.323	36	99	39	32	5	*4	1	20	*33	29	*15	3	*.496	.485	*.981	3	1	2	4
23	FCL Cardinals	19	.205	36	112	19	23	5	2	2	14	19	36	6	1	.333	.339	.672	3	1	1	9
24	Peoria (A+)	20	.208	24	72	7	15	5	1	1	7	13	28	1	3	.333	.347	.680	1	1	1	3
	FCL Cardinals	20	.255	14	47	10	12	1	0	3	7	10	23	4	0	.386	.468	.854	0	0	0	3
	Palm Beach (A)	20	.215	52	181	34	39	6	0	2	18	24	54	7	3	.317	.282	.599	3	1	0	2
Minor League Totals			.231	199	633	127	146	25	10	10	77	121	218	37	13	.361	.349	.710	10	4	4	32



FABIAN, Samuel

RHP

HEIGHT/WEIGHT: 6'6 / 183 BATS/THROWS: R/R
BORN: 5/21/2003 at Santo Domingo, Dominican Republic
HOW OBTAINED: Signed by the Cardinals as an International free-agent on 1/15/2021
CAREER NOTES - 2024: Ranked among Cardinals minor league leaders in reliever's ERA (1st) and SO/BB ratio (10th, 3.91).

YR	CLUB	AGE	W-L	ERA	G	GS	SV	IP	H	R	ER	HR	HB	BB	SO	WHIP	AVG	WP	SO%	BB%	BF
21	DSL Cardinals Red	18	1-1	9.68	14	2	0	17.2	26	23	19	1	2	21	10	2.66	.361	11	10.3	21.6	97
22	DSL Cardinals	19	1-0	6.53	14	0	0	20.2	16	20	15	0	5	17	16	1.60	.211	4	16.0	17.0	100
23	FCL Cardinals	20	0-1	10.00	16	0	1	18.0	21	25	20	2	4	24	26	2.50	.280	5	24.8	22.9	105
24	FCL Cardinals	21	1-1	*1.51	+21	0	3	35.2	30	7	6	3	2	11	43	*1.15	.226	3	29.1	7.4	148
Minor League Totals			3-3	5.87	65	2	4	92.0	93	75	60	6	13	73	95	1.80	.261	23	21.1	16.2	450



FINDLAY, Jack

LHP

HEIGHT/WEIGHT: 6'3 / 200

BATS/THROWS: L/L

BORN: 8/18/2002 at Hackensack, NJ

COLLEGE: University of Notre Dame (2022-24)

HIGH SCHOOL: Roxbury HS (Succasunna, NJ)

SIGNING SCOUT: Jason Bryans

HOW OBTAINED: Cardinals 8th round selection (231st overall) in the 2024 MLB Draft

YR	CLUB	AGE	W-L	ERA	G	GS	SV	IP	H	R	ER	HR	HB	BB	SO	WHIP	AVG	WP	SO%	BB%	BF
24																					

DID NOT APPEAR



FRANCO, Brannelli

RHP

HEIGHT/WEIGHT: 6'4 / 228

BATS/THROWS: R/R

BORN: 2/5/2007 at Haina, Dominican Republic

HOW OBTAINED: Signed by the Cardinals as an International free-agent on 1/15/2024

CAREER NOTES - 2025: Rated as the No. 17 prospect in the Cardinals organization entering the season by *Baseball America*. **2024:** Rated as the No. 20 prospect in the Cardinals organization entering the season by *Baseball America*.

YR	CLUB	AGE	W-L	ERA	G	GS	SV	IP	H	R	ER	HR	HB	BB	SO	WHIP	AVG	WP	SO%	BB%	BF
24	DSL Cardinals	17	0-3	6.16	12	*12	0	38.0	38	30	26	5	6	24	37	1.63	.253	5	20.6	13.3	180



FRIEDRICK, Ross

1B

HEIGHT/WEIGHT: 6'4 / 240

BATS/THROWS: L/R

BORN: 11/26/2000 at Fort Myers, FL

COLLEGE: United States Military Academy-West Point (2020-23)

HIGH SCHOOL: Cambridge HS (Milton, GA)

SIGNING SCOUT: Jim Negrych

HOW OBTAINED: Signed by the Cardinals as a non-drafted minor league free-agent on 7/16/2023

CAREER NOTES - COLLEGE: Served as team captain during his senior season in which he set a new program record for home runs in a single season (17).

YR	CLUB	AGE	AVG	G	AB	R	H	2B	3B	HR	RBI	BB	SO	SB	CS	OBP	SLG	OPS	HP	SH	SF	E
23	Palm Beach (A)	22	.583	6	12	3	7	0	0	1	5	1	0	0	0	.615	.833	1.448	0	0	0	0
24	Palm Beach (A)	23	.199	79	271	19	54	8	1	5	45	26	80	0	0	.277	.292	.569	5	0	5	5
	Minor League Totals		.216	85	283	22	61	8	1	6	50	27	80	0	0	.291	.314	.605	5	0	5	5



GALVEZ, Jovi

RHP

HEIGHT/WEIGHT: 6'2 / 235

BATS/THROWS: R/R

BORN: 7/5/2004 at Los Alcarizos, Dominican Republic

HOW OBTAINED: Signed by the Cardinals as an International free-agent on 1/15/2022

YR	CLUB	AGE	W-L	ERA	G	GS	SV	IP	H	R	ER	HR	HB	BB	SO	WHIP	AVG	WP	SO%	BB%	BF
22	DSL Cardinals	17	0-5	16.71	19	1	0	14.0	19	38	26	0	11	39	11	4.14	.333	15	10.1	35.8	109
23	DSL Cardinals	18	0-0	11.15	15	0	0	15.1	15	19	19	0	4	24	14	2.54	.259	11	16.3	27.9	86
24	FCL Cardinals	19	0-3	9.49	11	0	1	12.1	9	20	13	0	9	22	9	2.51	.188	3	11.4	27.8	79
	Minor League Totals		0-8	12.53	45	1	1	41.2	43	77	58	0	24	85	34	3.07	.264	29	12.4	31.0	274



GARCÍA, Jesus

RHP

HEIGHT/WEIGHT: 5'11 / 150 BATS/THROWS: R/R BORN: 1/25/2006 at La Lara, Venezuela
HOW OBTAINED: Signed by the Cardinals as an International free-agent on 1/15/2024

YR	CLUB	AGE	W-L	ERA	G	GS	SV	IP	H	R	ER	HR	HB	BB	SO	WHIP	AVG	WP	SO%	BB%	BF
24	DSL Cardinals	18	1-2	5.24	*18	0	0	34.1	40	28	20	0	2	13	38	1.54	.290	3	23.9	8.2	159

GARCÍA, Juan Carlos

RHP

HEIGHT/WEIGHT: 6'0 / 213 BATS/THROWS: R/R BORN: 5/30/2008 at Montemorelos, Mexico
HOW OBTAINED: Signed by the Cardinals as an International free-agent on 1/15/2025

YR	CLUB	AGE	W-L	ERA	G	GS	SV	IP	H	R	ER	HR	HB	BB	SO	WHIP	AVG	WP	SO%	BB%	BF
2025 WILL BE HIS FIRST PROFESSIONAL SEASON																					



GASTELUM, Luis

RHP

HEIGHT/WEIGHT: 6'1 / 178 BATS/THROWS: R/R BORN: 9/27/2001 at Ahome, Mexico
HOW OBTAINED: Signed by the Cardinals as an International free-agent on 4/26/2023

CAREER NOTES - 2025: Participated in early workouts and seminars as part of the team's STEP Camp.
2024: Ranked among Cardinals minor league leaders in SO/BB ratio (1st, 6.64), saves (T4th), SO/9 (5th, 12.88), reliever's ERA (6th, 2.65) and WHIP (9th, 1.12).

YR	CLUB	AGE	W-L	ERA	G	GS	SV	IP	H	R	ER	HR	HB	BB	SO	WHIP	AVG	WP	SO%	BB%	BF
23	FCL Cardinals	21	1-2	5.19	11	0	1	17.1	22	12	10	1	1	3	20	1.44	.297	1	25.6	3.8	78
	Palm Beach (A)	21	1-0	4.00	7	0	0	9.0	14	8	4	2	1	1	6	1.67	.359	1	14.0	2.3	43
24	Palm Beach (A)	22	5-2	2.81	30	0	8	48.0	46	24	15	4	1	11	70	1.19	.243	4	34.5	5.4	203
	FCL Cardinals	22	0-0	0.00	2	0	0	3.0	0	0	0	0	0	0	3	0.00	.000	0	33.3	0.0	9
Minor League Totals		7-4	3.38	50	0	9	77.1	82	44	29	7	3	15	99	1.25	.264	6	29.7	4.5	333	



GAZDAR, Jon Jon

SS/3B

HEIGHT/WEIGHT: 5'11 / 180 BATS/THROWS: R/R BORN: 3/3/2002 at Fremont, CA
COLLEGE: Austin Peay State University (2023-24), Chabot (Calif.) College (2022)
HIGH SCHOOL: Northgate HS (Walnut Creek, CA) SIGNING SCOUT: TC Calhoun
HOW OBTAINED: Cardinals 11th round selection (321st overall) in the 2024 MLB Draft

YR	CLUB	AGE	AVG	G	AB	R	H	2B	3B	HR	RBI	BB	SO	SB	CS	OBP	SLG	OPS	HP	SH	SF	E
24	Palm Beach (A)	22	.262	19	61	12	16	3	1	0	8	7	5	2	1	.357	.344	.701	2	1	0	1

GOMEZ, Daniel

RHP

HEIGHT/WEIGHT: 6'1 / 200 BATS/THROWS: R/R BORN: 1/6/2008 at Caracas, Venezuela
HOW OBTAINED: Signed by the Cardinals as an International free-agent on 1/15/2025

YR	CLUB	AGE	W-L	ERA	G	GS	SV	IP	H	R	ER	HR	HB	BB	SO	WHIP	AVG	WP	SO%	BB%	BF
2025 WILL BE HIS FIRST PROFESSIONAL SEASON																					

**GONZÁLEZ, Ángel****RHP****HEIGHT/WEIGHT:** 6'3 / 195**BATS/THROWS:** R/R**BORN:** 8/26/2002 at Manati, Puerto Rico**HIGH SCHOOL:** Delgado HS (Corozal, Puerto Rico)**HOW OBTAINED:** Acquired during the Triple-A Phase of the Rule 5 Draft from the Chicago Cubs on 12/11/2024**MISC:** Originally signed as a non-drafted free-agent by the Chicago Cubs on 7/8/2020**PRONUNCIATION:** ahn-hell

YR	CLUB	AGE	W-L	ERA	G	GS	SV	IP	H	R	ER	HR	HB	BB	SO	WHIP	AVG	WP	SO%	BB%	BF
21	ACL Cubs	18	2-1	8.36	*19	0	0	28.0	21	29	26	1	7	32	33	1.89	.212	16	23.6	22.9	140
22	Myrtle Beach (A-CHC)	19	1-2	5.29	25	0	3	32.1	30	23	19	4	10	28	30	1.79	.250	9	18.5	17.3	162
23	Myrtle Beach (A-CHC)	20	2-1	3.46	20	0	5	26.0	22	13	10	0	2	10	35	1.23	.224	5	31.3	8.9	112
	South Bend (A+CHC)	20	0-2	9.60	16	0	0	15.0	15	20	16	1	7	16	18	2.07	.263	2	21.7	19.3	83
24	South Bend (A+CHC)	21	3-4	7.94	33	0	0	45.1	40	44	40	3	10	42	57	1.81	.233	10	25.2	18.6	226
Minor League Totals			8-10	6.81	113	0	8	146.2	128	129	111	9	36	128	173	1.75	.234	42	23.9	17.7	723

**GRANT, Adari****2B/SS****HEIGHT/WEIGHT:** 5'8 / 175**BATS/THROWS:** R/R**BORN:** 1/2/2004 at Freeport, Bahamas**HOW OBTAINED:** Signed by the Cardinals as an International free-agent on 1/15/2021

YR	CLUB	AGE	AVG	G	AB	R	H	2B	3B	HR	RBI	BB	SO	SB	CS	OBP	SLG	OPS	HP	SH	SF	E
21	DSL Cardinals Blue	17	.220	43	164	27	36	*9	1	1	10	21	53	*7	3	.326	.305	.631	5	0	0	7
22	FCL Cardinals	18	.206	37	97	14	20	2	1	0	7	18	39	*6	6	.347	.247	.594	3	0	0	17
23	FCL Cardinals	19	*.237	33	97	16	23	6	1	0	6	18	17	3	3	*.395	.320	*.715	*8	0	1	10
24	Palm Beach (A)	20	.152	37	99	18	15	3	0	1	7	8	38	6	3	.250	.212	.462	5	0	0	7
Minor League Totals			.206	150	457	75	94	20	3	2	30	65	147	22	15	.331	.276	.607	21	0	1	41

**GUERRERO, Yancel****3B****HEIGHT/WEIGHT:** 6'2 / 185**BATS/THROWS:** R/R**BORN:** 4/16/2004 at Cambita Garabitos, Dominican Republic**HOW OBTAINED:** Signed by the Cardinals as an International free-agent on 1/15/2021**CAREER NOTES - 2025:** Was one of nine members of the sixth high school graduating class at the Cardinals Dominican Academy. **2024:** Ranked among Cardinals minor league leaders in slugging pct. (7th) and OPS (10th). **2022:** Ranked among Cardinals minor league leaders in on-base pct. (2nd).**PRONUNCIATION:** yahn-cell

YR	CLUB	AGE	AVG	G	AB	R	H	2B	3B	HR	RBI	BB	SO	SB	CS	OBP	SLG	OPS	HP	SH	SF	E
21	DSL Cardinals Blue	17	.263	29	80	13	21	2	2	0	4	7	31	2	1	.366	.338	.704	6	0	0	4
22	DSL Cardinals	18	.267	41	116	*41	31	3	2	2	22	30	48	12	2	.448	.379	.827	8	0	0	8
23	FCL Cardinals	19	.214	31	98	*21	21	5	2	0	8	8	37	4	1	.304	.306	.610	5	0	1	9
24	FCL Cardinals	20	.254	42	134	26	34	3	*3	*6	*27	11	56	8	0	.354	*.455	.809	11	0	2	14
Minor League Totals			.250	143	428	101	107	13	9	8	61	56	172	26	4	.373	.379	.752	30	0	3	35

GURIBE, Edward**OF****HEIGHT/WEIGHT:** 6'2 / 205**BATS/THROWS:** R/R**BORN:** 11/16/2006 at San Cristobal, Dominican Republic**HOW OBTAINED:** Signed by the Cardinals as an International free-agent on 1/15/2024

YR	CLUB	AGE	AVG	G	AB	R	H	2B	3B	HR	RBI	BB	SO	SB	CS	OBP	SLG	OPS	HP	SH	SF	E
24	DSL Cardinals	17	.282	19	71	11	20	5	1	2	16	4	23	2	0	.325	.465	.790	1	0	1	3

**HANSEN, Pete****LHP****HEIGHT/WEIGHT:** 6'2 / 212**BATS/THROWS:** R/L**BORN:** 7/28/2000 at Dallas, TX**COLLEGE:** University of Texas (2020-22)**HIGH SCHOOL:** Oak Ridge HS (El Dorado Hills, CA)**SIGNING SCOUT:** Joseph Quezada**HOW OBTAINED:** Cardinals 3rd round selection (97th overall) in the 2022 MLB Draft**CAREER NOTES - 2025:** Participated in early workouts and seminars as part of the team's STEP Camp.**2024:** Ranked among Cardinals minor league leaders in strikeouts (T3rd), games started (T4th), and innings pitched (6th)... ranked among all High-A pitchers in strikeouts (T2nd) and innings pitched (T3rd)...

rated as the No. 28 prospect in the Cardinals organization entering the season by *Baseball America*...participated in early workouts and seminars as part of the team's STEP Camp. **2023:** Rated as the No. 15 prospect in the Cardinals organization entering the season by *Baseball America*...selected as an organizational All-Star at LH SP by MiLB...ranked 4th among all qualified minor league pitchers in winning percentage (.786)...ranked among all Single-A qualified pitchers in ERA (2nd), wins (3rd), opp. average (4th), strikeouts (T4th), WHIP (5th), and innings pitched (9th)...ranked among Cardinals minor league leaders in strikeouts (1st), wins (2nd), games started (T3rd), ERA (3.09, 6th), WHIP (1.15, 6th), opp. average (.218, 9th), and innings pitched (10th)...Florida State League Pitcher of the Week (Aug. 7-13)... started Game 1 of the FSL Semifinals at Jupiter (5.0 IP, 2 H, 0 R, 4 SO). **COLLEGE:** Was 11-3 with a 3.76 ERA over 107.2 innings pitched his redshirt sophomore season in 2022...ranked T16th in NCAA Division I in strikeouts (120). **PREP:** Named Most Valuable Pitcher at the Perfect Game World Series in 2018.

YR	CLUB	AGE	W-L	ERA	G	GS	SV	IP	H	R	ER	HR	HB	BB	SO	WHIP	AVG	WP	SO%	BB%	BF
22	DID NOT APPEAR																				
23	Palm Beach (A)	22	*11-3	+3.12	23	+23	0	112.2	92	39	39	10	4	39	+126	1.16	.220	6	27.1	8.4	465
	Memphis (AAA)	22	0-0	0.00	1	0	0	1.0	0	0	0	0	0	0	0	0.00	.000	0	0.0	0.0	3
24	Peoria (A+)	23	5-7	3.86	24	+24	0	128.1	138	59	55	10	10	41	+134	1.39	.275	3	24.1	7.4	555
Minor League Totals			16-10	3.50	48	47	0	242.0	230	98	94	20	14	80	260	1.28	.249	9	25.4	7.8	1023

**HARRIS, Dakota****SS****HEIGHT/WEIGHT:** 5'11 / 220**BATS/THROWS:** S/R**BORN:** 2/19/2002 at Tampa, FL**COLLEGE:** Oklahoma University (2023), Polk State (Fla.) College (2021-22)**HIGH SCHOOL:** Land O' Lakes (Fla.) HS**SIGNING SCOUT:** Pete Parise**HOW OBTAINED:** Cardinals 11th round selection (335th overall) in the 2023 MLB Draft**CAREER NOTES - 2025:** Participated in early workouts and seminars as part of the team's STEP Camp.**COLLEGE:** Named NJCAA Division I co-Defensive Player of the Year and won a Rawlings Gold Glove in his sophomore season at Polk State.

MISC: Brother, Dustin, was drafted by the Athletics in the 11th round of the 2019 MLB Draft...father, David, was an All-American pitcher at Division II Florida Southern.

YR	CLUB	AGE	AVG	G	AB	R	H	2B	3B	HR	RBI	BB	SO	SB	CS	OBP	SLG	OPS	HP	SH	SF	E
23	Palm Beach (A)	21	.220	31	100	15	22	7	0	1	21	8	26	4	0	.307	.320	.627	5	1	1	8
24	Peoria (A+)	22	.298	52	188	25	56	9	0	8	34	9	35	4	4	.340	.473	.813	3	4	0	7
	Springfield (AA)	22	.233	45	150	20	35	9	0	1	13	9	41	3	1	.299	.313	.612	6	1	2	4
Minor League Totals			.258	128	438	60	113	25	0	10	68	26	102	11	5	.318	.384	.702	14	6	3	19

**HARRISON, Charles****RHP****HEIGHT/WEIGHT:** 6'0 / 199**BATS/THROWS:** R/R**BORN:** 12/23/2001 at Los Angeles, CA**COLLEGE:** University of California-Los Angeles (2020-23)**HIGH SCHOOL:** Canyon HS (Santa Clarita, CA)**SIGNING SCOUT:** Mike Garciparra**HOW OBTAINED:** Cardinals 7th round selection (215th overall) in the 2023 MLB Draft

YR	CLUB	AGE	W-L	ERA	G	GS	SV	IP	H	R	ER	HR	HB	BB	SO	WHIP	AVG	WP	SO%	BB%	BF
23	DID NOT APPEAR																				
24	FCL Cardinals	22	0-2	9.00	3	0	0	3.0	6	4	3	0	0	3	7	3.00	.400	4	38.9	16.7	18

* Led Team

+ Led League

**HAYES, Hunter****RHP****HEIGHT/WEIGHT:** 6'2 / 194**BATS/THROWS:** R/R**BORN:** 8/5/2000 at Citrus Heights, CA**COLLEGE:** University of the Pacific (Calif.) (2021-22), Folsom Lake (Calif.) College (2020)**HIGH SCHOOL:** Casa Roble HS (Orangevale, CA)**SIGNING SCOUT:** Stacey Pettis**HOW OBTAINED:** Cardinals 16th round selection (487th overall) in the 2022 MLB Draft**CAREER NOTES - 2024:** Ranked among Cardinals minor league leaders in reliever's ERA (10th, 2.93).

YR	CLUB	AGE	W-L	ERA	G	GS	SV	IP	H	R	ER	HR	HB	BB	SO	WHIP	AVG	WP	SO%	BB%	BF
22	FCL Cardinals	21	0-0	9.00	2	1	0	2.0	3	2	2	0	0	1	2	2.00	.375	0	22.2	11.1	9
23	Palm Beach (A)	22	3-3	3.69	20	5	3	61.0	64	33	25	5	2	24	48	1.44	.270	4	18.0	9.0	267
24	FCL Cardinals	23	0-0	1.35	3	0	1	6.2	6	2	1	0	1	2	7	1.20	.240	0	25.0	7.1	28
	Palm Beach (A)	23	2-1	1.50	15	0	0	36.0	32	6	6	1	2	11	31	1.19	.246	2	21.5	7.6	144
	Peoria (A+)	23	1-2	6.89	11	0	0	15.2	19	14	12	1	1	6	20	1.60	.297	1	28.2	8.5	71
Minor League Totals			6-6	3.41	51	6	4	121.1	124	57	46	7	6	44	108	1.38	.267	7	20.8	8.5	519

**HENDERSON, Ixan****LHP****HEIGHT/WEIGHT:** 6'1 / 202**BATS/THROWS:** L/L**BORN:** 1/28/2002 at Fresno, CA**COLLEGE:** California State University-Fresno (2021-23)**HIGH SCHOOL:** Clovis West HS (Fresno, CA)**SIGNING SCOUT:** Stacey Pettis**HOW OBTAINED:** Cardinals 8th round selection (245th overall) in the 2023 MLB Draft**CAREER NOTES - 2025:** Participated in early workouts and seminars as part of the team's STEP Camp.
2024: Ranked among Cardinals minor league leaders in starter's ERA (2nd, 2.34) and wins (T9th).**PRONUNCIATION:** EE-shawn

YR	CLUB	AGE	W-L	ERA	G	GS	SV	IP	H	R	ER	HR	HB	BB	SO	WHIP	AVG	WP	SO%	BB%	BF
23	Palm Beach (A)	21	0-0	0.00	4	0	0	3.2	1	0	0	0	0	4	5	1.36	.091	1	31.3	25.0	16
24	Palm Beach (A)	22	6-2	2.10	16	11	1	73.0	51	23	17	2	4	27	79	1.07	.190	4	26.3	9.0	300
	Peoria (A+)	22	2-2	2.90	6	6	0	31.0	33	11	10	3	2	14	26	1.52	.284	0	19.5	10.5	133
Minor League Totals			8-4	2.26	26	17	1	107.2	85	34	27	5	6	45	110	1.21	.215	5	24.5	10.0	449

**HEREDIA, Nathanael****LHP****HEIGHT/WEIGHT:** 6'4 / 235**BATS/THROWS:** L/L**BORN:** 9/10/2000 at San Pedro De Macoris, Dominican Republic**HOW OBTAINED:** Signed by the Cardinals as an International free-agent on 1/10/2018**CAREER NOTES - 2024:** Ranked among Cardinals minor league leaders in reliever's ERA (4th, 2.44), opp. average (7th, .184) and saves (T8th) **2022:** Ranked among Cardinals minor league leaders in games (8th)...ranked among Midwest League leaders in games (T6th). **2019:** Ranked among Cardinals minor league leaders in opp. average (.239, 6th). **2018:** Suspended 72 games for testing positive for a performance-enhancing substance before the start of the season.

YR	CLUB	AGE	W-L	ERA	G	GS	SV	IP	H	R	ER	HR	HB	BB	SO	WHIP	AVG	WP	SO%	BB%	BF
18	DID NOT PITCH -- SUSPENDED																				
19	GCL Cardinals	18	*5-4	3.83	12	7	0	49.1	43	27	21	2	7	35	48	1.58	.234	5	21.1	15.4	228
	State College (SS-A)	18	0-0	27.00	1	1	0	0.2	2	5	2	1	0	3	1	7.50	.500	1	14.3	42.9	7
20	DID NOT PITCH -- NO MiLB SEASON																				
21	Peoria (A+)	20	1-2	7.71	14	3	0	18.2	17	19	16	1	3	31	21	2.57	.243	3	19.8	29.2	106
	Palm Beach (A)	20	1-1	4.82	16	1	0	37.1	30	21	20	0	1	28	49	1.55	.224	8	29.7	17.0	165
22	Peoria (A+)	21	4-4	4.12	*41	1	0	74.1	62	39	34	5	9	54	86	1.56	.225	6	25.1	15.8	342
23	Palm Beach (A)	22	1-0	0.00	2	0	0	2.2	0	0	0	0	0	1	2	0.38	.000	0	25.0	12.5	8
	Peoria (A+)	22	0-1	4.54	23	0	1	37.2	32	20	19	3	7	20	26	1.38	.237	3	16.0	12.3	163
24	Peoria (A+)	23	2-2	2.36	21	0	4	26.2	17	9	7	0	4	23	27	1.50	.183	6	22.0	18.7	123
	Springfield (AA)	23	2-0	2.55	18	0	1	17.2	12	5	5	1	2	7	26	1.08	.185	1	35.1	9.5	74
Minor League Totals			16-14	4.21	148	13	6	265.0	215	145	124	13	33	202	286	1.57	.222	33	23.5	16.6	1216

* Led Team

+ Led League

**HERNÁNDEZ, Justin****RHP****HEIGHT/WEIGHT:** 6'4 / 194**BATS/THROWS:** R/R**BORN:** 4/22/2005 at Santo Domingo, Dominican Republic**HOW OBTAINED:** Signed by the Cardinals as an International free-agent on 4/20/2023

YR	CLUB	AGE	W-L	ERA	G	GS	SV	IP	H	R	ER	HR	HB	BB	SO	WHIP	AVG	WP	SO%	BB%	BF
23	DSL Cardinals	18	0-2	7.65	15	0	*2	20.0	24	24	17	3	2	20	21	2.20	.286	5	19.8	18.9	106
24	DSL Cardinals	19	0-1	4.91	10	0	0	11.0	9	6	6	0	2	17	21	2.36	.225	7	34.4	27.9	61
Minor League Totals			0-3	6.68	25	0	2	31.0	33	30	23	3	4	37	42	2.26	.266	12	25.1	22.2	167

**HERNÁNDEZ, Maikel****C****HEIGHT/WEIGHT:** 6'1 / 229**BATS/THROWS:** S/R**BORN:** 2/2/2003 at Maracay, Venezuela**HOW OBTAINED:** Signed by the Cardinals as an International free-agent on 7/2/2019**CAREER NOTES - CAREER:** Has thrown out 36.5% (42 CS/115 SB ATT) of attempted base stealers.**2024:** Participated in early workouts and seminars as part of the team's STEP Camp.

YR	CLUB	AGE	AVG	G	AB	R	H	2B	3B	HR	RBI	BB	SO	SB	CS	OBP	SLG	OPS	HP	SH	SF	E
20	DID NOT PLAY -- NO MiLB SEASON																					
21	DSL Cardinals Red	18	.222	22	63	7	14	4	0	1	4	5	23	0	0	.315	.333	.648	4	0	1	3
22	DSL Cardinals	19	.233	31	90	14	21	6	0	0	8	20	20	0	0	.372	.300	.672	1	0	2	4
23	FCL Cardinals	20	.268	25	56	5	15	3	0	0	7	14	10	0	0	.411	.321	.732	1	0	2	4
	Peoria (A+)	20	.000	2	2	0	0	0	0	0	0	0	0	0	0	.000	.000	.000	0	0	0	0
24	Palm Beach (A)	21	.167	22	72	4	12	2	0	0	4	4	20	0	0	.221	.194	.415	1	1	0	3
Minor League Totals			.219	102	283	30	62	15	0	1	23	43	73	0	0	.331	.283	.614	7	1	5	14

HERNÁNDEZ, Miguel**SS****HEIGHT/WEIGHT:** 6'0 / 179**BATS/THROWS:** R/R**BORN:** 6/2/2008 at El Tigre, Venezuela**HOW OBTAINED:** Signed by the Cardinals as an International free-agent on 1/15/2025

YR	CLUB	AGE	AVG	G	AB	R	H	2B	3B	HR	RBI	BB	SO	SB	CS	OBP	SLG	OPS	HP	SH	SF	E
2025 WILL BE HIS FIRST PROFESSIONAL SEASON																						

**HERRERA, Yordy****LHP****HEIGHT/WEIGHT:** 6'3 / 144**BATS/THROWS:** L/L**BORN:** 12/2/2004 at Jarabacoa, Dominican Republic**HOW OBTAINED:** Signed by the Cardinals as an International free-agent on 1/15/2022**CAREER NOTES - 2025:** Was one of nine members of the sixth high school graduating class at the Cardinals Dominican Academy. **2024:** Ranked among Cardinals minor league leaders in SO/9 (1st, 16.25) and opp. average (8th, .192).

YR	CLUB	AGE	W-L	ERA	G	GS	SV	IP	H	R	ER	HR	HB	BB	SO	WHIP	AVG	WP	SO%	BB%	BF
22	DSL Cardinals	17	0-1	4.32	13	1	1	16.2	13	11	8	0	5	21	27	2.04	.210	11	30.7	23.9	88
23	DSL Cardinals	18	2-1	3.68	*17	0	1	29.1	18	15	12	1	2	22	36	1.36	.191	12	30.3	18.5	119
24	FCL Cardinals	19	+6-1	2.84	16	0	0	31.2	23	11	10	2	1	18	59	1.29	*.202	7	44.0	13.4	134
	Palm Beach (A)	19	0-0	6.75	2	0	0	2.2	0	2	2	0	1	5	3	1.88	.000	2	21.4	35.7	14
Minor League Totals			8-3	3.59	48	1	2	80.1	54	39	32	3	9	66	125	1.49	.196	32	35.2	18.6	355

* Led Team

+ Led League

**HOLIDAY, Aaron****RHP****HEIGHT/WEIGHT:** 6'3 / 228**BATS/THROWS:** R/R**BORN:** 5/28/2000 at Philadelphia, PA**COLLEGE:** Old Dominion University (2019-2021)**HIGH SCHOOL:** Caravel Academy (Glasgow, DE)**HOW OBTAINED:** Signed by the Cardinals as a minor league free-agent on 8/14/2024**MISC:** Originally selected by the Oakland Athletics in the 13th round of the 2021 MLB Draft...acquired by the San Diego Padres with LHP Sean Manaea from Oakland in exchange for RHP Adrian Martinez and 2B Euriel Angeles on 4/3/2022... signed by the Minnesota Twins as a minor league free-agent

on 3/28/2024... signed by Atlantic League's York Revolution on 6/19/2024...father, Steve, played baseball and football at Delaware State University.

YR	CLUB	AGE	W-L	ERA	G	GS	SV	IP	H	R	ER	HR	HB	BB	SO	WHIP	AVG	WP	SO%	BB%	BF
21	ACL Athletics	21	2-0	0.00	3	0	0	5.2	3	0	0	0	0	2	8	0.88	.158	1	38.1	9.5	21
22	Lake Elsinore (A-SD)	22	5-4	4.42	35	0	3	57.0	52	35	28	7	5	24	74	1.33	.240	7	29.6	9.6	250
23	Fort Wayne (A+-SD)	23	3-3	4.75	22	0	0	30.1	26	20	16	2	2	26	37	1.71	.230	2	26.1	18.3	142
24	Fort Myers (A-MIN)	24	1-1	7.63	14	1	0	15.1	13	15	13	0	0	26	21	2.54	.220	2	24.4	30.2	86
	York (Ind.)	24	2-0	1.13	16	0	0	16.0	9	2	2	0	0	5	23	0.88	.170	0	38.3	8.3	60
Independent League Totals			2-0	1.13	16	0	0	16.0	9	2	2	0	0	5	23	0.88	.170	0	38.3	8.3	60
Minor League Totals			11-8	4.74	74	1	3	108.1	94	70	57	9	7	78	140	1.59	.230	12	28.1	15.6	499

**HOLIDAY, Brian****RHP****HEIGHT/WEIGHT:** 5'10 / 196**BATS/THROWS:** R/R**BORN:** 5/29/2003 at Dunedin, FL**COLLEGE:** Oklahoma State Univ. (2024), College of Central Florida (2023), Florida SouthWestern State College (2022)**HIGH SCHOOL:** Land O' Lakes (Fla.) HS**SIGNING SCOUT:** Dirk Kinney**HOW OBTAINED:** Cardinals 3rd round selection (80th overall) in the 2024 MLB Draft**CAREER NOTES - 2025:** Rated as the No. 14 prospect in the Cardinals organization entering the season by *Baseball America*...participated in early workouts and seminars as part of the team's STEP Camp.

YR	CLUB	AGE	W-L	ERA	G	GS	SV	IP	H	R	ER	HR	HB	BB	SO	WHIP	AVG	WP	SO%	BB%	BF
24																					
DID NOT APPEAR																					

**HONEYMAN, Travis****OF****HEIGHT/WEIGHT:** 6'1 / 198**BATS/THROWS:** R/R**BORN:** 10/2/2001 at Massapequa, NY**COLLEGE:** Boston College (2021-23)**HIGH SCHOOL:** Massapequa (N.Y.) HS**SIGNING SCOUT:** Jim Negrych**HOW OBTAINED:** Cardinals 3rd round selection (90th overall) in the 2023 MLB Draft**CAREER NOTES - 2025:** Participated in early workouts and seminars as part of the team's STEP Camp.
2024: Rated as the No. 16 prospect in the Cardinals organization entering the season by *Baseball America*.
COLLEGE: Won the 2021 New England Collegiate Baseball League MVP Award and Rookie of the Year

award following his freshman season, setting a league record with a .430 average.

MISC: Older brother, Bobby, was drafted by the Seattle Mariners in the 29th round of the 2018 MLB Draft...father, Rob, played football at Central Connecticut State...uncle, James Dietz, was a pitcher in the Tiger and Phillies farm system

YR	CLUB	AGE	AVG	G	AB	R	H	2B	3B	HR	RBI	BB	SO	SB	CS	OBP	SLG	OPS	HP	SH	SF	E
23	DID NOT APPEAR																					
24	FCL Cardinals	22	.412	6	17	4	7	4	0	0	2	5	3	1	1	.545	.647	1.192	0	0	0	0
	Palm Beach (A)	22	.321	14	56	13	18	7	0	0	1	3	8	1	1	.367	.446	.813	1	0	0	0
Minor League Totals			.342	20	73	17	25	11	0	0	3	8	11	2	2	.415	.493	.908	1	0	0	0



HUNTER, Kenly

HEIGHT/WEIGHT: 5'10 / 163

BATS/THROWS: R/R

BORN: 5/9/2008 at Bluefields, Nicaragua

HOW OBTAINED: Signed by the Cardinals as an International free-agent on 1/15/2025

CAREER NOTES - 2025: Rated as the No. 19 prospect in the Cardinals organization entering the season by *Baseball America*.

YR	CLUB	AGE	AVG	G	AB	R	H	2B	3B	HR	RBI	BB	SO	SB	CS	OBP	SLG	OPS	HP	SH	SF	E
2025 WILL BE HIS FIRST PROFESSIONAL SEASON																						

OF



JACOBSON, Tanner

HEIGHT/WEIGHT: 6'1 / 208

BATS/THROWS: R/R

BORN: 1/24/2000 at Pittsburgh, PA

COLLEGE: Queens (N.C.) University (2019-22)

HIGH SCHOOL: Taylor Allderice HS (Pittsburgh, PA)

SIGNING SCOUT: TC Calhoun

HOW OBTAINED: Cardinals 10th round selection (307th overall) in the 2022 MLB Draft

CAREER NOTES - 2024: Ranked among Cardinals minor league leaders in games (T8th) and saves (T8th). 2023: Ranked among Cardinals minor league leaders in SO/9 IP (12.41, 2nd) and saves (T6th).

COLLEGE: First player in the history of Queens University to be drafted.

RHP

YR	CLUB	AGE	W-L	ERA	G	GS	SV	IP	H	R	ER	HR	HB	BB	SO	WHIP	AVG	WP	SO%	BB%	BF
22	FCL Cardinals	22	1-0	0.00	2	0	0	2.0	1	0	0	0	0	1	2	1.00	.143	0	25.0	12.5	8
	Palm Beach (A)	22	0-0	6.23	4	0	0	4.1	1	3	3	0	0	7	6	1.85	.067	1	27.3	31.8	22
23	Palm Beach (A)	23	4-2	4.19	*35	0	*5	53.2	46	31	25	4	4	28	74	1.38	.224	7	30.8	11.7	240
24	Peoria (A+)	24	3-10	4.08	*40	0	5	64.0	51	33	29	9	7	33	75	1.31	.222	6	27.2	12.0	276
Minor League Totals		8-12		4.14	81	0	10	124.0	99	67	57	13	11	69	157	1.35	.217	14	28.8	12.6	546



JOBERT, Brayden

HEIGHT/WEIGHT: 6'1 / 216

BATS/THROWS: L/R

BORN: 11/14/2000 at Slidell, LA

COLLEGE: Louisiana State University (2022-23), Delgado (LA) CC (2021), Nicholls State (LA) Univ. (2020)

HIGH SCHOOL: Northshore HS (Slidell, LA)

SIGNING SCOUT: Joseph Quezada

HOW OBTAINED: Cardinals 12th round selection (365th overall) in the 2023 MLB Draft

CAREER NOTES - 2025: Participated in early workouts and seminars as part of the team's STEP Camp. 2024: Ranked among Cardinals minor league leaders in walks (T9th).

MISC: Father, Jacques, played collegiate baseball at Nicholls State and Delgado CC.

1B/OF

YR	CLUB	AGE	AVG	G	AB	R	H	2B	3B	HR	RBI	BB	SO	SB	CS	OBP	SLG	OPS	HP	SH	SF	E
23	Palm Beach (A)	22	.189	32	90	16	17	2	1	2	12	15	34	6	1	.330	.300	.630	5	0	2	4
24	Palm Beach (A)	23	.184	77	244	36	45	8	2	7	32	38	81	13	3	.320	.320	.640	13	0	5	6
	Peoria (A+)	23	.243	21	70	6	17	3	0	0	7	8	21	2	1	.338	.286	.624	2	0	0	3
Minor League Totals			.196	130	404	58	79	13	3	9	51	61	136	21	5	.325	.309	.634	20	0	7	13



JUNCO, Yoerny

HEIGHT/WEIGHT: 5'9 / 169

BATS/THROWS: S/R

BORN: 11/8/2004 at Matanzas, Cuba

HOW OBTAINED: Signed by the Cardinals as an International free-agent on 9/1/2022

3B/2B

YR	CLUB	AGE	AVG	G	AB	R	H	2B	3B	HR	RBI	BB	SO	SB	CS	OBP	SLG	OPS	HP	SH	SF	E
23	DSL Cardinals	18	.294	5	17	4	5	2	0	0	0	4	9	1	2	.429	.412	.841	0	0	0	1
24	DSL Cardinals	19	.267	35	131	22	35	6	2	1	19	16	30	7	5	.351	.366	.717	2	0	2	3
Minor League Totals			.270	40	148	26	40	8	2	1	19	20	39	8	7	.360	.372	.732	2	0	2	4

**KAMINSKY, Rob****LHP****HEIGHT/WEIGHT:** 5'11 / 199**BATS/THROWS:** R/L**BORN:** 9/2/1994 at Englewood Cliffs, NJ**HIGH SCHOOL:** Saint Joseph Regional HS (Montvale, NJ)**HOW OBTAINED:** Signed by the Cardinals as a minor league free-agent on 2/7/25**CAREER NOTES - 2025:** Participated in early workouts and seminars as part of the team's STEP Camp.**2023:** Pitched for Team Israel in the World Baseball Classic. **2021:** Missed most of the season with bone spurs in his left elbow. **2020:** Made his Major League debut out of the bullpen on August 16 vs. Chicago White Sox at Guaranteed Rate Field, pitching a perfect inning...non-roster invitee to Major League SpringTraining with St. Louis. **2019:** Non-roster invitee to Major League Spring Training with Cleveland. **2018:** Played for Glendale in the Arizona Fall League and named an AFL Rising Star. **2017:** Rated as the No. 26 prospect in the Indians organization entering the season by *Baseball America*...had reconstructive left elbow surgery causing him to miss all but one game of the season.**2016:** Rated as the No. 9 prospect in the Indians organization entering the season by *Baseball America*. **2015:** Cardinals Minor League Pitcher of the Month (June)...rated as the No. 5 prospect in the Cardinals organization entering the season by *Baseball America*. **2014:** Ranked among Cardinals minor league leaders in ERA (8th), WHIP (8th) and wins (T9th)...Baseball America Low Class A All-Star...Midwest League Player of the Month (June)...rated as the No. 9 prospect and having the "Best Curveball" in the Cardinals organization entering the season by *Baseball America*. **PREP:** Named the New Jersey High School Gatorade Baseball Player of the Year in both 2012 and 2013.**MISC:** Originally selected by the Cardinals in the 1st round (28th overall) of the 2013 MLB Draft (compensatory pick awarded for the departure of Kyle Lohse)...acquired by the Cleveland Indians from the Cardinals in exchange for OF Brandon Moss on 7/30/2015...signed by the Cardinals as a minor league free-agent on 12/6/2019...signed by the Philadelphia Phillies as a minor league free-agent on 4/18/2021...signed by the Seattle Mariners as a minor league free-agent on 4/6/2022...signed by the Mariners as a minor league free-agent on 4/14/2023...signed by Atlantic League's Staten Island FerryHawks on 6/2/2024...signed by the Mariners as a minor league free-agent on 6/17/2024...signed letter of intent with the University of North Carolina.

YR	CLUB	AGE	W-L	ERA	G	GS	SV	IP	H	R	ER	HR	HB	BB	SO	WHIP	AVG	WP	SO%	BB%	BF
13	GCL Cardinals (Rk)	18	0-3	3.68	8	5	0	22.0	23	14	9	1	1	9	28	1.45	.261	2	28.6	9.2	98
14	Peoria (A)	19	*8-2	1.88	18	18	0	100.2	71	27	21	2	6	31	79	1.01	.194	7	19.4	7.6	407
15	Palm Beach (A+)	20	6-5	2.09	17	17	0	94.2	82	29	22	0	4	28	79	1.16	.228	6	20.1	7.1	393
	Lynchburg (A+-CLE)	20	0-1	3.72	2	2	0	9.2	13	6	4	0	0	5	4	1.86	.342	1	9.3	11.6	43
16	Akron (AA-CLE)	21	11-7	3.28	25	25	0	137.0	122	54	50	7	8	48	92	1.24	.241	10	16.1	8.4	570
17	Akron (AA-CLE)	22	0-1	9.00	1	1	0	5.0	6	5	5	0	0	2	1	1.60	.316	0	4.5	9.1	22
18	Lynchburg (A+-CLE)	23	0-0	0.00	2	0	0	2.0	1	0	0	0	0	1	1	1.00	.143	0	12.5	12.5	8
	Akron (AA-CLE)	23	1-1	3.08	23	0	4	26.1	22	12	9	2	0	18	22	1.52	.229	4	19.1	15.7	115
19	Akron (AA-CLE)	24	2-1	2.30	19	0	1	31.1	22	11	8	2	1	8	30	0.96	.193	5	24.4	6.5	123
	Columbus (AAA-CLE)	24	1-0	5.11	23	0	1	24.2	26	16	14	3	2	14	31	1.62	.265	1	27.2	12.3	114
20	ST. LOUIS	25	0-0	1.93	5	0	0	4.2	3	3	1	0	0	2	3	1.07	.188	0	14.3	9.5	21
21	Lehigh Valley (AAA-PHI)	26	0-0	0.00	1	0	0	1.0	0	0	0	0	1	1	2	1.00	.000	0	40.0	20.0	5
22	Arkansas (AA-SEA)	27	3-1	4.91	39	0	1	36.2	35	24	20	5	3	19	39	1.47	.248	8	23.6	11.5	165
23	Tacoma (AAA-SEA)	28	2-0	7.52	16	1	0	20.1	31	17	17	3	0	8	18	1.92	.360	1	18.9	8.4	95
	Arkansas (AA-SEA)	28	4-1	3.00	14	0	0	18.0	19	10	6	1	2	2	13	1.17	.257	1	16.7	2.6	78
	ACL Mariners (Rk)	28	0-0	0.00	2	1	0	2.0	0	0	0	0	0	1	3	0.50	.000	0	42.9	14.3	7
24	Staten Island (Ind.)	29	0-1	6.75	2	2	0	6.2	10	5	5	0	0	5	5	2.25	.333	1	14.3	14.3	35
	Tacoma (AAA-SEA)	29	1-0	7.66	15	8	0	47.0	71	44	40	7	2	17	45	1.87	.338	4	19.6	7.4	230
Independent League Totals		0-1	6.75	2	2	0	6.2	10	5	5	0	0	5	5	2.25	.333	1	14.3	14.3	35	
MAJOR League Totals		0-0	1.93	5	0	0	4.2	3	3	1	0	0	2	3	1.07	.188	0	14.3	9.5	21	
Minor League Totals		39-23		3.50	225	78	7	578.1	544	269	225	33	30	212	487	1.31	.246	50	19.7	8.6	2473

**KING, Joseph****RHP****HEIGHT/WEIGHT:** 6'2 / 204**BATS/THROWS:** R/R**BORN:** 2/23/2001 at Redwood City, CA**COLLEGE:** University of California-Berkeley (2020-22)**HIGH SCHOOL:** Woodside HS (Redwood City, CA)**SIGNING SCOUT:** Stacey Pettis**HOW OBTAINED:** Cardinals 9th round selection (277th overall) in the 2022 MLB Draft**CAREER NOTES - 2025:** Participated in early workouts and seminars as part of the team's STEP Camp.**2024:** Rated as having the "Best Changeup" in the Cardinals organization entering the season by *Baseball America*. **2023:** Ranked among Cardinals minor league leaders in SO/BB ratio (3.68, 8th)... pitched 4.2innings and earned a save over two appearances in the Midwest League playoffs...participated in early workouts and seminars as part of the team's STEP Camp. **COLLEGE:** Was selected to participate in the 2022 MLB Draft Combine at Petco Park.

YR	CLUB	AGE	W-L	ERA	G	GS	SV	IP	H	R	ER	HR	HB	BB	SO	WHIP	AVG	WP	SO%	BB%	BF
22																					
23	Palm Beach (A)	22	2-3	5.71	19	4	3	52.0	60	36	33	9	1	14	51	1.42	.288	7	22.6	6.2	226
	Peoria (A+)	22	5-2	3.40	17	1	0	39.2	41	17	15	4	0	8	30	1.24	.273	2	19.0	5.1	158
24	Peoria (A+)	23	0-0	2.51	9	0	4	14.1	9	4	4	1	0	2	18	0.77	.176	1	34.0	3.8	53
Minor League Totals			7-5	4.42	45	5	7	106.0	110	57	52	14	1	24	99	1.26	.269	10	22.7	5.5	437

**KRETZSCHMAR, Kade****OF****HEIGHT/WEIGHT:** 6'2 / 205**BATS/THROWS:** L/R**BORN:** 6/9/2000 at San Diego, CA**COLLEGE:** University of California-Berkeley (2023), Dartmouth (N.H.) College (2019-22)**HIGH SCHOOL:** San Marcos (Calif.) HS**SIGNING SCOUT:** Stacey Pettis**HOW OBTAINED:** Signed by the Cardinals as a non-drafted minor league free-agent on 7/15/2023**CAREER NOTES - 2024:** Ranked among Cardinals minor league leaders in triples (T4th).

YR	CLUB	AGE	AVG	G	AB	R	H	2B	3B	HR	RBI	BB	SO	SB	CS	OBP	SLG	OPS	HP	SH	SF	E
23	Palm Beach (A)	23	.333	26	75	12	25	4	1	1	11	13	16	3	1	.457	.453	.910	4	0	0	0
	Peoria (A+)	23	.200	3	10	2	2	0	1	0	0	0	6	1	0	.200	.400	.600	0	0	0	0
24	Palm Beach (A)	24	.273	74	260	40	71	11	4	2	34	39	56	6	3	.381	.369	.750	9	0	4	1
	Peoria (A+)	24	.179	14	39	3	7	0	0	0	1	4	12	1	0	.256	.179	.435	0	1	0	0
Minor League Totals			.273	117	384	57	105	15	6	3	46	56	90	11	4	.381	.367	.748	13	1	4	1

**KROSS, Josh****C/1B****HEIGHT/WEIGHT:** 6'1 / 244**BATS/THROWS:** S/R**BORN:** 2/2/2003 at Savannah, GA**COLLEGE:** University of Cincinnati (2024), Eastern Michigan University (2023), University of Toledo (2022)**HIGH SCHOOL:** Brunkswick (Ohio) HS**SIGNING SCOUT:** Jason Bryans**HOW OBTAINED:** Cardinals 6th round selection (171st overall) in the 2024 MLB Draft**CAREER NOTES - 2025:** Participated in early workouts and seminars as part of the team's STEP Camp.

YR	CLUB	AGE	AVG	G	AB	R	H	2B	3B	HR	RBI	BB	SO	SB	CS	OBP	SLG	OPS	HP	SH	SF	E
24	Palm Beach (A)	21	.216	23	74	11	16	5	1	0	11	15	10	0	0	.383	.311	.694	5	0	0	2

**KUBLICK, Hunter****RHP****HEIGHT/WEIGHT:** 6'4 / 200**BATS/THROWS:** R/R**BORN:** 7/1/2003 at Las Vegas, NV**COLLEGE:** Umpqua (Ore.) CC (2022-23)**HIGH SCHOOL:** Arbor View HS (Las Vegas, NV)**SIGNING SCOUT:** Donnie Marbut**HOW OBTAINED:** Cardinals 18th round selection (545th overall) in the 2023 MLB Draft

YR	CLUB	AGE	W-L	ERA	G	GS	SV	IP	H	R	ER	HR	HB	BB	SO	WHIP	AVG	WP	SO%	BB%	BF
23	FCL Cardinals	19	0-0	0.00	1	0	0	0.2	0	0	0	0	0	1	0	1.50	.000	0	0.0	33.3	3
24	FCL Cardinals	20	0-1	2.57	2	2	0	7.0	5	2	2	1	0	0	11	0.71	.208	0	45.8	0.0	24
	Palm Beach (A)	20	6-2	4.22	15	7	0	49.0	56	31	23	1	1	26	42	1.67	.286	2	18.7	11.6	225
Minor League Totals			6-3	3.97	18	9	0	56.2	61	33	25	2	1	27	53	1.55	.275	2	21.0	10.7	252

**LEBRON, Cristofer****2B/3B****HEIGHT/WEIGHT:** 6'2 / 196**BATS/THROWS:** R/R**BORN:** 3/20/2007 at Santo Domingo Oeste, Dominican Republic**HOW OBTAINED:** Signed by the Cardinals as an International free-agent on 1/15/2024

YR	CLUB	AGE	AVG	G	AB	R	H	2B	3B	HR	RBI	BB	SO	SB	CS	OBP	SLG	OPS	HP	SH	SF	E
24	DSL Cardinals	17	.206	30	97	13	20	2	0	1	13	9	29	3	3	.286	.258	.544	3	0	3	7

**LEVENSON, Zach****OF****HEIGHT/WEIGHT:** 6'0 / 211**BATS/THROWS:** R/R**BORN:** 3/6/2002 at Orlando, FL**COLLEGE:** University of Miami (2023), Seminole State College of Florida (2021-22)**HIGH SCHOOL:** Lake Howell HS (Winter Park, FL)**SIGNING SCOUT:** Josh Lopez**HOW OBTAINED:** Cardinals 5th round selection (158th overall) in the 2023 MLB Draft**CAREER NOTES - 2025:** Rated as the No. 27 prospect in the Cardinals organization entering the season by *Baseball America*...participated in early workouts and seminars as part of the team's STEP Camp. **2024:** Rated as the No. 18 prospect in the Cardinals organization entering the season by *Baseball America*.**2023:** Ranked among Cardinals minor league leaders in slugging pct. (5th).**MISC:** Father, Dan, played collegiate baseball at UNC Wilmington and older brother, Matt, played baseball at Winthrop.

YR	CLUB	AGE	AVG	G	AB	R	H	2B	3B	HR	RBI	BB	SO	SB	CS	OBP	SLG	OPS	HP	SH	SF	E
23	Palm Beach (A)	21	.268	34	123	24	33	6	1	6	22	12	32	2	1	.331	.480	.811	1	0	3	0
24	Peoria (A+)	22	.215	70	251	33	54	12	1	8	30	33	67	7	3	.317	.367	.684	6	0	3	1
Minor League Totals			.233	104	374	57	87	18	2	14	52	45	99	9	4	.322	.404	.726	7	0	6	1

**LIN, Chen-Wei****RHP****HEIGHT/WEIGHT:** 6'7 / 205**BATS/THROWS:** R/R**BORN:** 11/22/2001 at Tainan, Taiwan**COLLEGE:** Chinese Culture University (Taipei, Taiwan)**SIGNING SCOUT:** Matt Slater**HOW OBTAINED:** Signed by the Cardinals as an International free-agent on 7/3/2023**CAREER NOTES - 2025:** Rated as the No. 13 prospect in the Cardinals organization entering the season by *Baseball America*...participated in early workouts and seminars as part of the team's STEP Camp.**2024:** Ranked among Cardinals minor league leaders in wins (T1st), WHIP (4th), starter's ERA (7th), strikeouts (T7th), games started (T8th) and innings pitched (9th)...ranked among all Single-A pitchersin wins (T1st), opp. average (2nd), ERA (3rd), innings pitched (3rd), WHIP (4th) and strikeouts (T5th)...participated in early workouts and seminars as part of the team's STEP Camp. **2023:** Made four starts for the Frederick (MD) Keys in the MLB Draft League...participated as an invited college player with the Taiwanese WBC team in the preparation camp. **2022:** Pitched in nine games for the Kenosha (Wisc.) Kingfish in the Northwoods collegiate summer league.**MISC:** Became the Cardinals first player ever signed out of Taiwan...represented Taiwan at the U-23 Baseball World Cup in 2021 and 2022...is the nephew of Hong-Chih Kuo who pitched for the Dodgers from 2005-2011.**PRONUNCIATION:** zhen-way

YR	CLUB	AGE	W-L	ERA	G	GS	SV	IP	H	R	ER	HR	HB	BB	SO	WHIP	AVG	WP	SO%	BB%	BF
23	FCL Cardinals	21	0-0	1.93	2	2	0	4.2	5	1	1	0	1	1	4	1.29	.278	1	19.0	4.8	21
	Palm Beach (A)	21	0-3	7.71	4	4	0	11.2	13	10	10	2	0	11	17	2.06	.271	2	28.8	18.6	59
24	Palm Beach (A)	22	+10-5	2.79	22	*22	0	*116.0	85	41	36	3	9	36	*123	1.04	+.204	6	26.6	7.8	*462
Minor League Totals			10-8	3.20	28	28	0	132.1	103	52	47	5	10	48	144	1.14	.214	9	26.6	8.9	542

**LLOYD, Matt****OF/1B****HEIGHT/WEIGHT:** 6'1 / 220**BATS/THROWS:** L/R**BORN:** 3/17/1996 at Toronto, Canada**COLLEGE:** Indiana University (2017-19), Iowa Western CC (2015-16)**HIGH SCHOOL:** Foothills Composite HS (Okotoks, Alberta, Canada)**HOW OBTAINED:** Signed by the Cardinals as a minor league free-agent on 12/20/2023**CAREER NOTES - 2024:** Ranked among Cardinals minor league leaders in RBI (2nd), walks (T3rd), home runs (4th), doubles (4th), RBI (5th), hits (8th), slugging pct. (8th), and OPS (9th)...ranked among all Single-A players in RBI (4th)...participated in early workouts and seminars as part of the team's STEP Camp. **2023:** Named the starting 3B for the American Association West Division All-Star Team.**MISC:** Originally selected by the Cincinnati Reds in the 15th round of the 2019 MLB Draft... signed by the American Association's Sioux City Explorers on 5/2/2023

YR	CLUB	AGE	AVG	G	AB	R	H	2B	3B	HR	RBI	BB	SO	SB	CS	OBP	SLG	OPS	HP	SH	SF	E
19	Billings (R-CIN)	23	.245	27	98	14	24	5	0	5	12	13	28	0	0	.333	.449	.782	0	0	0	1
	Dayton (A-CIN)	23	.224	23	76	11	17	6	0	3	11	10	21	1	2	.322	.421	.743	1	0	0	2
20	DID NOT PLAY -- NO MiLB SEASON																					
21	ACL Reds	25	.333	4	12	3	4	1	0	1	1	1	4	0	0	.385	.667	1.052	0	0	0	0
	Chattanooga (AA-CIN)	25	.235	32	98	13	23	3	0	7	14	12	36	0	1	.333	.480	.813	3	0	1	0
22	Chattanooga (AA-CIN)	26	.187	20	75	10	14	5	0	2	14	10	25	1	0	.291	.333	.624	1	0	0	0
23	Sioux City (Ind.)	27	*.321	88	336	*70	*108	*27	0	14	61	*51	51	17	3	.415	*.527	*.941	6	0	5	16
24	Springfield (AA)	28	.269	120	413	70	111	25	0	*17	*77	56	98	16	2	.358	*.453	.811	7	0	10	3
Independent League Totals			.321	88	336	70	108	27	0	14	61	51	51	17	3	.415	.527	.941	6	0	5	16
Minor League Totals			.250	226	772	121	193	45	0	35	129	102	212	18	5	.342	.444	.786	12	0	11	6

* Led Team

+ Led League

**LÓAIZA, Alejandro****C/1B****HEIGHT/WEIGHT:** 5'11 / 222 **BATS/THROWS:** R/R**BORN:** 12/23/2003 at Villa de Cura, Venezuela**HOW OBTAINED:** Signed by the Cardinals as an International free-agent on 1/19/2021**CAREER NOTES - CAREER:** Has thrown out 28.6% (32 CS/112 SB ATT) of attempted base stealers.**2023:** Participated in early workouts and seminars as part of the team's STEP Camp.

YR	CLUB	AGE	AVG	G	AB	R	H	2B	3B	HR	RBI	BB	SO	SB	CS	OBP	SLG	OPS	HP	SH	SF	E
21	DSL Cardinals Blue	17	.172	12	29	2	5	1	0	0	3	5	17	0	1	.333	.207	.540	2	0	0	1
	DSL Cardinals Red	17	.132	13	38	4	5	1	0	1	2	1	19	0	1	.175	.237	.412	1	0	0	4
22	DSL Cardinals	18	.158	27	76	9	12	2	0	1	7	15	34	1	0	.301	.224	.525	1	0	1	9
23	FCL Cardinals	19	.130	14	23	3	3	0	0	2	2	2	14	0	0	.200	.391	.591	0	0	0	5
24	FCL Cardinals	20	.103	26	68	7	7	0	1	2	9	6	29	1	0	.205	.221	.426	3	0	1	4
	Palm Beach (A)	20	.250	4	12	1	3	0	0	0	0	1	5	0	0	.308	.250	.558	0	0	0	0
Minor League Totals			.142	96	246	26	35	4	1	6	23	30	118	2	2	.253	.240	.493	7	0	2	23

**LÓPEZ, Bruno****RHP****HEIGHT/WEIGHT:** 6'5 / 228 **BATS/THROWS:** R/R**BORN:** 4/18/2002 at Santiago, Dominican Republic**HOW OBTAINED -** Signed by the Cardinals as an International free-agent on 1/7/2020**CAREER NOTES - 2024:** Was one of seven members of the fifth high school graduating class at the Cardinals Dominican Academy.

YR	CLUB	AGE	W-L	ERA	G	GS	SV	IP	H	R	ER	HR	HB	BB	SO	WHIP	AVG	WP	SO%	BB%	BF
20	DID NOT PITCH -- NO MiLB SEASON																				
21	DSL Cardinals Red	19	5-1	2.38	16	0	0	22.2	20	10	6	0	4	8	22	1.24	.230	5	22.2	8.1	99
22	DSL Cardinals	20	4-1	2.59	*19	0	2	24.1	24	15	7	1	2	15	30	1.60	.247	2	25.9	12.9	116
23	FCL Cardinals	21	0-2	9.00	7	0	1	6.0	7	6	6	0	1	4	7	1.83	.280	1	22.6	12.9	31
24	DID NOT PITCH -- INJURY																				
Minor League Totals			9-4	3.23	42	0	3	53.0	51	31	19	1	7	27	59	1.47	.244	8	24.0	11.0	246

**LOPEZ, Chris****C****HEIGHT/WEIGHT:** 5'11 / 193 **BATS/THROWS:** R/R **BORN:** 6/28/2005 at New York City, NY**HOW OBTAINED:** Signed by the Cardinals as an International free-agent on 2/18/2023**CAREER NOTES - CAREER:** Has thrown out 36.6% (15 CS/41 SB ATT) of attempted base stealers.**2024:** Was one of seven members of the fifth high school graduating class at the Cardinals Dominican Academy.

YR	CLUB	AGE	AVG	G	AB	R	H	2B	3B	HR	RBI	BB	SO	SB	CS	OBP	SLG	OPS	HP	SH	SF	E
23	DSL Cardinals	18	.138	21	58	4	8	2	0	0	1	6	37	0	0	.239	.172	.411	2	0	1	3
24	FCL Cardinals	29	.097	12	31	2	3	1	0	0	3	1	12	0	0	.121	.129	.250	0	0	1	3
Minor League Totals			.124	33	89	6	11	3	0	0	4	7	49	0	0	.200	.157	.357	2	0	2	6

LÓPEZ, Reiner**RHP****HEIGHT/WEIGHT:** 6'8 / 203**BATS/THROWS:** R/R**BORN:** 4/11/2006 at Caja Seca, Venezuela**HOW OBTAINED:** Signed by the Cardinals as an International free-agent on 1/15/2023

YR	CLUB	AGE	W-L	ERA	G	GS	SV	IP	H	R	ER	HR	HB	BB	SO	WHIP	AVG	WP	SO%	BB%	BF
23	DID NOT APPEAR																				
24	DSL Cardinals	18	0-0	8.49	12	1	0	11.2	15	14	11	0	6	10	10	2.14	.294	3	14.9	14.9	67



LOVE, Austin

RHP
HEIGHT/WEIGHT: 6'3 / 259

BATS/THROWS: R/R

BORN: 1/26/1999 at Concord, NC

COLLEGE: University of North Carolina (2019-21)

HIGH SCHOOL: West Rowan HS (Mount Ulla, NC)

SIGNING SCOUT: TC Calhoun

HOW OBTAINED: Cardinals 3rd round selection (90th overall) in the 2021 MLB Draft

CAREER NOTES - 2023: Rated as the No. 20 prospect in the Cardinals organization entering the season by *Baseball America*...participated in early workouts and seminars as part of the team's STEP Camp.

2022: Set the Peoria single-season franchise record for most strikeouts...ranked among Cardinals minor league leaders in strikeouts (1st), games started (T5th), wins (T7th) and innings pitched (8th)...ranked among Midwest League leaders in strikeouts (1st), games started (T1st), innings pitched (1st), ERA (10th), opp. average (10th) and WHIP (10th)...rated as the No. 14 prospect in the Cardinals organization entering the season by *Baseball America*. **COLLEGE:** Struck out 129 batters in 2021, the second-most all-time in Tar Heels history behind LHP Andrew Miller (133 strikeouts, 2006)...named NCAA Division I Freshman All-American in 2019.

YR	CLUB	AGE	W-L	ERA	G	GS	SV	IP	H	R	ER	HR	HB	BB	SO	WHIP	AVG	WP	SO%	BB%	BF
21	FCL Cardinals	22	0-0	1.80	5	5	0	5.0	2	1	1	1	0	0	9	0.40	.118	0	52.9	0.0	17
	Palm Beach (A)	22	0-0	0.00	2	0	0	3.0	1	0	0	0	0	1	4	0.67	.111	0	40.0	10.0	10
22	Peoria (A+)	23	*7-12	5.73	26	+25	0	+125.2	139	80	80	15	7	52	+151	1.52	.277	10	26.8	9.2	564
23	Peoria (A+)	24	0-1	6.23	2	2	0	8.2	9	6	6	0	1	3	10	1.38	.273	0	26.3	7.9	38
24																					
	DID NOT PITCH -- INJURY																				
	Minor League Totals	7-13		5.50	35	32	0	142.1	151	87	87	16	8	56	174	1.45	.270	10	27.7	8.9	629



LUCENA, Yaxson

OF
HEIGHT/WEIGHT: 6'0 / 202

BATS/THROWS: L/R

BORN: 7/23/2007 at Barquisimeto, Venezuela

HOW OBTAINED: Signed by the Cardinals as an International free-agent on 1/15/2024

YR	CLUB	AGE	AVG	G	AB	R	H	2B	3B	HR	RBI	BB	SO	SB	CS	OBP	SLG	OPS	HP	SH	SF	E
24	DSL Cardinals	16	.246	33	114	17	28	4	0	2	15	13	26	3	0	.338	.333	.671	3	0	0	2



MACK, Bernard

LHP
HEIGHT/WEIGHT: 6'3 / 168

BATS/THROWS: L/L

BORN: 10/24/2005 at Puerto Plata, Dominican Republic

HOW OBTAINED: Signed by the Cardinals as an International free-agent on 1/15/2023

YR	CLUB	AGE	W-L	ERA	G	GS	SV	IP	H	R	ER	HR	HB	BB	SO	WHIP	AVG	WP	SO%	BB%	BF
23	DSL Cardinals	17	1-0	4.76	15	0	0	17.0	14	11	9	1	2	11	23	1.47	.219	7	29.9	14.3	77
24	DSL Cardinals	18	2-1	3.13	17	0	3	23.0	15	10	8	0	1	17	21	1.39	.190	1	21.4	17.3	98
	Minor League Totals	3-1		3.83	32	0	3	40.0	29	21	17	1	3	28	44	1.43	.203	8	25.1	16.0	175

**MADRON, Bryce****OF****HEIGHT/WEIGHT:** 5'9 / 178**BATS/THROWS:** L/L**BORN:** 7/1/2001 at Oklahoma City, OK**COLLEGE:** University of Oklahoma (2023-24), Cowley (Kan.) College (2022)**HIGH SCHOOL:** Blanchard (Okla.) HS**SIGNING SCOUT:** Dirk Kinney**HOW OBTAINED:** Cardinals 10th round selection (291st overall) in the 2024 MLB Draft

YR	CLUB	AGE	AVG	G	AB	R	H	2B	3B	HR	RBI	BB	SO	SB	CS	OBP	SLG	OPS	HP	SH	SF	E
24	Palm Beach (A)	22	.233	22	73	19	17	2	0	0	8	16	14	0	2	.367	.260	.627	0	0	1	0

**MARRERO, Andrew****RHP****HEIGHT/WEIGHT:** 5'10 / 211**BATS/THROWS:** R/R**BORN:** 5/8/2000 at New Haven, CT**COLLEGE:** University of Connecticut (2020-21)**HIGH SCHOOL:** Wilbur Cross HS (New Haven, CT)**SIGNING SCOUT:** Jim Negrych**HOW OBTAINED:** Cardinals 18th round selection (541st overall) in the 2021 MLB Draft**CAREER NOTES - 2024:** Ranked among Cardinals minor league leaders in games (7th). **2023:** Rated as having the "Best Slider" in the Cardinals organization entering the season by *Baseball America*...ranked among Cardinals minor league leaders in SO/9 IP (12.75, 1st), saves (2nd), and opp. average (6th). **2022:**Selected as an organizational All-Star at RP by MiLB...named Cardinals Minor League Pitcher of the Month for August...ranked among Cardinals minor league leaders in ERA (1st), saves (2nd), opp. average (2nd), SO/9 IP (14.0, 3rd) and WHIP (7th)...recorded the 4th-lowest single-season ERA in Palm Beach history. **PREP:** Set a school record at Wilbur Cross with 242 career strikeouts.

YR	CLUB	AGE	W-L	ERA	G	GS	SV	IP	H	R	ER	HR	HB	BB	SO	WHIP	AVG	WP	SO%	BB%	BF
21	Palm Beach (A)	21	0-2	10.13	13	0	0	13.1	16	20	15	1	2	14	22	2.25	.286	4	29.3	18.7	75
22	Palm Beach (A)	22	0-4	1.27	32	0	+11	35.1	17	13	5	1	4	21	55	1.08	.144	7	37.7	14.4	146
23	Peoria (A+)	23	4-8	4.05	*38	0	*11	60.0	45	42	27	9	8	38	85	1.38	.207	13	31.6	14.1	269
24	Springfield (AA)	24	3-3	6.28	41	0	3	53.0	46	39	37	9	5	29	63	1.42	.236	5	27.0	12.4	233
Minor League Totals			7-17	4.68	124	0	25	161.2	124	114	84	20	19	102	225	1.40	.212	29	31.1	14.1	723

**MARTIN, Christian****SS/2B****HEIGHT/WEIGHT:** 5'10 / 180**BATS/THROWS:** L/R**BORN:** 1/16/2003 at Amherst, VA**COLLEGE:** Virginia Tech (2022-24)**HIGH SCHOOL:** Amherst (Va.) County HS**SIGNING SCOUT:** TC Calhoun**HOW OBTAINED:** Cardinals 18th round selection (531st overall) in the 2024 MLB Draft

YR	CLUB	AGE	AVG	G	AB	R	H	2B	3B	HR	RBI	BB	SO	SB	CS	OBP	SLG	OPS	HP	SH	SF	E
24	Palm Beach (A)	21	.206	23	68	18	14	1	0	0	5	24	13	5	0	.432	.221	.653	3	1	0	1

MARTÍNEZ, Guanchi**RHP****HEIGHT/WEIGHT:** 6'0 / 197**BATS/THROWS:** R/R**BORN:** 8/17/2006 at Santo Domingo, Dominican Republic**HOW OBTAINED:** Signed by the Cardinals as an International free-agent on 7/4/2023

YR	CLUB	AGE	W-L	ERA	G	GS	SV	IP	H	R	ER	HR	HB	BB	SO	WHIP	AVG	WP	SO%	BB%	BF
23	DSL Cardinals	16	0-1	3.86	8	0	0	11.2	12	5	5	0	0	6	7	1.54	.273	0	13.7	11.8	51
24	DSL Cardinals	17	2-4	5.09	15	2	3	23.0	27	18	13	0	9	9	13	1.57	.300	3	11.5	8.0	113
Minor League Totals			2-5	4.67	23	2	3	34.2	39	23	18	0	9	15	20	1.56	.291	3	12.2	9.1	164

**RHP****MARTINEZ, Miguel****HEIGHT/WEIGHT:** 6'0 / 152**BATS/THROWS:** R/R**BORN:** 1/26/2003 at Porlamar, Venezuela**HOW OBTAINED:** Signed by the Cardinals as an International free-agent on 7/2/2019**CAREER NOTES - 2025:** Participated in early workouts and seminars as part of the team's STEP Camp.**2022:** Ranked among Cardinals minor league leaders in SO/9 IP (15.0, 1st).

YR	CLUB	AGE	W-L	ERA	G	GS	SV	IP	H	R	ER	HR	HB	BB	SO	WHIP	AVG	WP	SO%	BB%	BF
20	DID NOT PITCH -- NO MiLB SEASON																				
21	DSL Cardinals Blue	18	2-1	6.00	20	0	2	24.0	23	18	16	0	6	15	28	1.58	.253	11	24.8	13.3	113
22	DSL Cardinals	19	0-2	6.67	17	0	*3	27.0	30	21	20	2	4	16	45	1.70	.275	9	34.6	12.3	130
23	FCL Cardinals	20	0-0	4.82	16	0	*2	18.2	15	10	10	2	2	5	24	1.07	.214	3	31.2	6.5	77
24	FCL Cardinals	21	1-0	0.00	5	0	0	5.0	0	1	0	0	2	3	1	0.60	.00	1	4.8	14.3	21
Minor League Totals			3-3	5.54	58	0	7	74.2	68	50	46	4	14	39	98	1.43	.239	24	28.7	11.4	341

**MAUTZ, Brycen****HEIGHT/WEIGHT:** 6'4 / 217**BATS/THROWS:** L/L**BORN:** 7/17/2001 at San Diego, CA**COLLEGE:** University of San Diego (2020-22)**HIGH SCHOOL:** Westview HS (San Diego, CA)**SIGNING SCOUT:** Chris Rodriguez**HOW OBTAINED:** Cardinals 2nd round selection (59th overall) in the 2022 MLB Draft**CAREER NOTES - 2025:** Rated as the No. 29 prospect in the Cardinals organization entering the season by *Baseball America*...participated in early workouts and seminars as part of the team's STEP Camp.**2024:** Ranked among Cardinals minor league leaders in games started (T4th), strikeouts (6th), and innings

pitched (8th)...ranked among all High-A pitchers in strikeouts (4th) and innings pitched (7th)...rated as the No. 21 prospect in the Cardinals organization entering the season by *Baseball America*...participated in early workouts and seminars as part of the team's STEP Camp. **2023:** Rated as the No. 14 prospect in the Cardinals organization entering the season by *Baseball America*...ranked among Cardinals minor league leaders in games started (T3rd) and strikeouts (4th)...Cardinals Minor League Pitcher of the Month for July...two-time Florida State League Pitcher of the Week (April 17-23, July 24-30)...participated in early workouts and seminars as part of the team's STEP Camp.

MISC: Drafted by the Cardinals on his 21st birthday...played for former Cardinals Southern California scout (2017-18), Brock Ungricht, now head coach at San Diego...both his parents were Division I athletes at the University of Wisconsin, as his father, Alex, competed in the shot put while his mother, Jaime, played volleyball.

PRONUNCIATION: mauw-tz

YR	CLUB	AGE	W-L	ERA	G	GS	SV	IP	H	R	ER	HR	HB	BB	SO	WHIP	AVG	WP	SO%	BB%	BF
22	DID NOT APPEAR																				
23	Palm Beach (A)	21	4-9	3.98	23	+23	0	104.0	94	54	46	4	9	45	115	1.34	.237	9	25.2	9.9	456
24	Peoria (A+)	22	3-13	5.18	24	+24	0	121.2	130	75	70	20	9	47	128	1.45	.270	3	23.8	8.7	538
Minor League Totals			7-22	4.63	47	47	0	225.2	224	129	116	24	18	92	243	1.40	.255	12	24.4	9.3	994

**McGEE, Cade****HEIGHT/WEIGHT:** 6'1 / 200**BATS/THROWS:** R/R**BORN:** 1/12/2003 at Tucson, AZ**COLLEGE:** Texas Tech University (2024), Gonzaga University (2022-23)**HIGH SCHOOL:** Salpointe Catholic HS (Tucson, AZ)**SIGNING SCOUT:** Pete Parise**HOW OBTAINED:** Cardinals 9th round selection (261st overall) in the 2024 MLB Draft

YR	CLUB	AGE	AVG	G	AB	R	H	2B	3B	HR	RBI	BB	SO	SB	CS	OBP	SLG	OPS	HP	SH	SF	E
24	Palm Beach (A)	21	.197	20	66	8	13	1	0	1	8	9	19	1	1	.289	.258	.547	0	1	1	2

3B

* Led Team

+ Led League

**MEJIA, Jonathan****2B/SS****HEIGHT/WEIGHT:** 6'0 / 201**BATS/THROWS:** S/R**BORN:** 4/12/2005 at La Romana, Dominican Republic**HOW OBTAINED:** Signed by the Cardinals as an International free-agent on 1/15/2022

CAREER NOTES - 2025: Participated in early workouts and seminars as part of the team's STEP Camp. **2024:** Ranked among Cardinals minor league leaders in on-base pct. (5th), batting average (7th), and OPS (8th). **2023:** Rated as the No. 10 prospect in the Cardinals organization entering the season by *Baseball America*...was one of eight members of the fourth high school graduating class at the Cardinals Dominican Academy. **2022:** Ranked among Cardinals minor league leaders in on-base pct. (3rd) and OPS (8th).

YR	CLUB	AGE	AVG	G	AB	R	H	2B	3B	HR	RBI	BB	SO	SB	CS	OBP	SLG	OPS	HP	SH	SF	E
22	DSL Cardinals	17	.267	45	165	33	*44	*14	3	5	*34	*33	48	3	2	.418	.479	.897	10	0	0	18
23	Palm Beach (A)	18	.107	11	28	3	3	1	0	0	2	4	10	1	0	.242	.143	.385	1	0	0	3
	FCL Cardinals	18	.173	30	104	16	18	0	*3	2	8	*24	37	*7	1	.331	.288	.619	1	0	1	11
24	FCL Cardinals	19	*.299	*49	*174	*35	*52	*9	2	3	20	25	52	*18	4	*.395	.425	*.820	4	0	2	15
Minor League Totals			.248	135	471	87	117	24	8	10	64	86	147	29	7	.380	.397	.777	16	0	3	47

**MENDLINGER, Noah****2B/OF****HEIGHT/WEIGHT:** 5'8 / 186**BATS/THROWS:** L/R**BORN:** 8/9/2000 at Atlanta, GA**COLLEGE:** Georgia College & State University (2019-21)**HIGH SCHOOL:** Alpharetta (Ga.) HS**SIGNING SCOUT:** Clint Brown**HOW OBTAINED:** Signed by the Cardinals as a non-drafted minor league free-agent on 7/22/2021

CAREER NOTES - 2025: Participated in early workouts and seminars as part of the team's STEP Camp. **2024:** Ranked among Cardinals minor league leaders in batting average (9th, .280)...rated as having the "Best Strike-Zone Discipline" in the Cardinals organization entering the season by *Baseball America*...

participated in early workouts and seminars as part of the team's STEP Camp. **2023:** Selected as an organizational All-Star at OF by MiLB...played with Team Israel in the World Baseball Classic, starting all four games...ranked among all qualified Double-A players in on-base pct. (2nd) and batting average (4th)...ranked among Cardinals minor league leaders in on-base pct. (.425, 3rd), batting average (.294, 6th), walks (7th) and OPS (.818, 10th)...Texas League Player of the Week (May 22-28)...participated in early workouts and seminars as part of the team's STEP Camp.

YR	CLUB	AGE	AVG	G	AB	R	H	2B	3B	HR	RBI	BB	SO	SB	CS	OBP	SLG	OPS	HP	SH	SF	E
21	Palm Beach (A)	21	.275	29	80	12	22	5	1	0	5	18	14	0	2	.420	.363	.783	2	0	0	4
22	Peoria (A+)	22	.246	72	224	38	55	9	1	2	18	41	42	8	3	.384	.321	.705	11	5	3	12
23	Peoria (A+)	23	.250	16	40	9	10	1	1	1	6	10	8	2	3	.446	.400	.846	5	1	1	3
	Springfield (AA)	23	*.299	95	321	61	96	16	1	4	49	55	43	5	5	+.422	.393	.815	*16	5	4	4
24	Springfield (AA)	24	.282	103	355	44	100	20	0	0	45	29	50	4	4	.356	.338	.694	13	2	2	12
	Palm Beach (A)	24	.231	4	13	0	3	0	0	0	1	1	2	0	0	.286	.231	.517	0	0	0	0
Minor League Totals			.277	319	1033	164	286	51	4	7	124	154	159	19	17	.391	.354	.745	47	13	10	35



MENDOZA, Ramon

2B
HEIGHT/WEIGHT: 5'11 / 204 **BATS/THROWS:** R/R **BORN:** 8/31/2000 at Tijuana, Mexico

HOW OBTAINED: Signed by the Cardinals as an International free-agent on 5/26/18

CAREER NOTES - 2023: Midwest League Player of the Week (Aug. 28-Sept. 3). **2018:** Ranked among Cardinals minor leaguers in triples (T8th)...reached base safely in 26 straight games (6/21-7/31) with a .496 OBP.

YR	CLUB	AGE	AVG	G	AB	R	H	2B	3B	HR	RBI	BB	SO	SB	CS	OBP	SLG	OPS	HP	SH	SF	E
18	DSL Cardinals Blue	17	.311	41	151	29	47	9	5	3	33	22	29	0	1	.419	.497	.916	6	0	0	5
19	GCL Cardinals	18	.284	33	102	19	29	9	0	1	9	14	27	0	4	.388	.402	.790	4	2	1	5
20	DID NOT PLAY -- NO MiLB SEASON																					
21	FCL Cardinals	20	.271	24	70	15	19	5	1	0	6	11	16	1	1	.381	.371	.752	2	0	1	4
	Palm Beach (A)	20	.077	12	26	2	2	1	0	0	1	4	6	0	0	.226	.115	.341	1	0	0	2
22	Palm Beach (A)	21	.139	22	72	12	10	2	1	1	5	15	17	2	1	.311	.236	.547	3	1	0	2
	Peoria (A+)	21	.229	55	175	22	40	7	2	1	17	22	59	3	1	.320	.309	.629	2	8	1	5
23	Peoria (A+)	22	.275	72	233	33	64	14	1	6	35	30	56	2	3	.360	.421	.781	4	5	5	3
24	Springfield (AA)	23	.239	53	155	17	37	8	0	3	24	25	41	2	0	.355	.348	.703	4	2	2	3
	Memphis (AAA)	23	.211	20	57	7	12	4	0	0	7	4	16	0	1	.254	.281	.535	0	0	2	1
Minor League Totals			.250	332	1041	156	260	59	10	15	137	147	267	10	12	.353	.369	.722	26	18	12	30



MENES, Ruben

RHP
HEIGHT/WEIGHT: 6'1 / 209 **BATS/THROWS:** R/R **BORN:** 4/17/2002 at Matanzas, Cuba

HOW OBTAINED: Signed by the Cardinals as an International free-agent on 1/15/2023

YR	CLUB	AGE	W-L	ERA	G	GS	SV	IP	H	R	ER	HR	HB	BB	SO	WHIP	AVG	WP	SO%	BB%	BF
23	FCL Cardinals	21	2-1	4.50	5	3	0	12.0	10	10	6	1	1	10	11	1.67	.217	2	19.3	17.5	57
24	FCL Cardinals	22	0-1	3.72	5	4	0	19.1	14	9	8	2	0	10	19	1.24	.194	3	23.2	12.2	82
Minor League Totals			2-2	4.02	10	7	0	31.1	24	19	14	3	1	20	30	1.40	.203	5	21.6	14.4	139



MILLS, Zane

RHP
HEIGHT/WEIGHT: 6'4 / 233 **BATS/THROWS:** R/R **BORN:** 7/4/2000 at Portland, OR

COLLEGE: Washington State University (2019-21)

HIGH SCHOOL: Lincoln HS (Portland, OR)

SIGNING SCOUT: Chris Rodriguez

HOW OBTAINED: Cardinals 4th round selection (120th overall) in the 2021 MLB Draft

CAREER NOTES - 2024: Ranked among Cardinals minor league leaders in wins (T9th). **2023:** Rated as the No. 27 prospect in the Cardinals organization entering the season by *Baseball America*...started Game 3 of the MWL Semifinals at Cedar Rapids (1.1 IP, 4 ER)...participated in early workouts and seminars

as part of the team's STEP Camp. **2022:** Ranked among Cardinals minor league leaders in games started (T2nd) and innings pitched (3rd)...rated as the No. 26 prospect in the Cardinals organization entering the season by *Baseball America*.

COLLEGE: Matched the Washington State modern-day record in 2021 with 13 strikeouts in a win at Dixie State...named Pac-12 Breakout Pitcher as a sophomore in 2020. **PREP:** Also played football, earning First Team All-Portland Interscholastic League honors as a tight end...named First Team All-State and PIL Pitcher of the Year as a senior.

MISC: Father, Mark, played baseball at Pacific (Ore.) University.

YR	CLUB	AGE	W-L	ERA	G	GS	SV	IP	H	R	ER	HR	HB	BB	SO	WHIP	AVG	WP	SO%	BB%	BF
21	FCL Cardinals	20	0-0	1.17	7	0	0	7.2	4	1	1	0	2	0	9	0.52	.154	0	32.1	0.0	28
22	Palm Beach (A)	21	1-2	3.48	7	7	0	41.1	44	17	16	3	2	7	35	1.23	.272	2	20.3	4.1	172
	Peoria (A+)	21	4-6	4.03	19	19	0	102.2	112	57	46	10	4	28	69	1.36	.277	2	15.6	6.3	442
23	Peoria (A+)	22	7-6	5.63	23	18	0	92.2	110	66	58	13	5	25	65	1.46	.293	2	15.7	6.0	414
24	Peoria (A+)	23	4-0	3.35	21	0	1	40.1	38	17	15	5	1	19	47	1.41	.247	1	27.0	10.9	174
	Springfield (AA)	23	4-1	5.08	11	2	0	28.1	32	17	16	2	2	8	20	1.41	.294	1	16.7	6.7	120
Minor League Totals			20-15	4.37	88	46	1	313.0	340	175	152	33	16	87	245	1.36	.276	8	18.1	6.4	1350

** Led Team*
+ Led League

**MOORE, Brody****SS****HEIGHT/WEIGHT:** 6'1 / 183**BATS/THROWS:** R/R**BORN:** 7/20/2000 at Birmingham, AL**COLLEGE:** Auburn University (2019-22)**HIGH SCHOOL:** Oneonta (Ala.) HS**SIGNING SCOUT:** Keanan Lamb**HOW OBTAINED:** Cardinals 17th round selection (517th overall) in the 2022 MLB Draft**CAREER NOTES - 2024:** Ranked among Cardinals minor league leaders in stolen bases (T4th) and hits (10th)...participated in early workouts and seminars as part of the team's STEP Camp. **COLLEGE:** Named 2022 Auburn Regional Most Valuable Player...played six different positions his sophomore year (1B, 2B,3B, SS, LF, RF) and did not commit an error in 50 chances. **PREP:** 2018 ASWA 4A Pitcher of the Year and First Team All-State at Oneonta HS where he played for his father, Brandon Moore...two-sport athlete, scoring 1,000 points as a member of the basketball team.**MISC:** Father was a member of the 1994 Auburn College World Series team and drafted by the Chicago White Sox in the 17th round of the 1994 MLB Draft, reaching as high as Triple-A Charlotte, then served 14 years as a minor league hitting instructor.

YR	CLUB	AGE	AVG	G	AB	R	H	2B	3B	HR	RBI	BB	SO	SB	CS	OBP	SLG	OPS	HP	SH	SF	E
22	Palm Beach (A)	21	.252	32	111	12	28	4	0	0	13	14	28	3	0	.326	.288	.614	0	0	4	4
23	Palm Beach (A)	22	.211	15	57	6	12	0	1	0	5	9	23	2	0	.318	.246	.564	0	0	0	4
	Peoria (A+)	22	.212	39	137	6	29	8	1	1	10	14	36	9	4	.292	.307	.599	2	0	1	8
	Memphis (AAA)	22	.000	1	3	0	0	0	0	0	0	0	1	0	0	.000	.000	.000	0	0	0	0
24	Peoria (A+)	23	.260	*108	*404	*60	*105	16	2	3	37	32	86	*30	10	.319	.332	.651	4	4	2	7
Minor League Totals			.244	198	721	87	176	29	4	4	66	73	175	45	15	.316	.312	.628	6	4	7	23

**MOQUETE, Darlin****2B/OF****HEIGHT/WEIGHT:** 5'9 / 188**BATS/THROWS:** R/R**BORN:** 9/19/1999 at Bani, Dominican Republic**HOW OBTAINED:** Signed by the Cardinals as an International free-agent on 5/21/2018**CAREER NOTES - 2024:** Ranked among Cardinals minor league leaders in home runs (8th). **2022:** Was one of seven members of the third high school graduating class at the Cardinals Dominican Academy.**2019:** Ranked among Cardinals minor league leaders in batting average (1st) and stolen bases (3rd)...ran off a 17-game hitting streak.

YR	CLUB	AGE	AVG	G	AB	R	H	2B	3B	HR	RBI	BB	SO	SB	CS	OBP	SLG	OPS	HP	SH	SF	E
18	DSL Cardinals Blue	18	.275	56	204	*53	56	8	3	1	19	19	38	*21	5	.344	.358	.702	3	2	1	7
19	DSL Cardinals Blue	19	.390	43	154	*43	*60	5	4	5	33	17	16	*23	4	.459	.571	*1.030	6	0	4	1
20	DID NOT PLAY -- NO MiLB SEASON																					
21	FCL Cardinals	21	.329	24	73	12	24	4	0	0	10	9	20	1	1	.417	.384	.801	2	0	0	0
22	Palm Beach (A)	22	.223	65	220	31	49	7	0	*8	28	18	56	5	5	.286	.364	.650	3	0	4	5
23	Palm Beach (A)	23	.247	24	81	11	20	3	1	2	8	11	12	3	2	.340	.383	.723	1	0	1	5
	Peoria (A+)	23	.205	61	195	34	40	6	1	8	20	17	47	5	2	.280	.369	.649	4	5	2	2
24	Peoria (A+)	24	.244	80	279	57	68	9	3	*13	33	25	77	19	4	.308	.437	.745	2	2	2	5
Minor League Totals			.263	353	1206	241	3177	42	12	37	151	116	266	77	23	.335	.410	.745	21	9	14	25

**MORAN, Jefferson****RHP****HEIGHT/WEIGHT:** 6'1 / 180**BATS/THROWS:** R/R**BORN:** 6/4/2004 at Santiago, Dominican Republic**HOW OBTAINED:** Signed by the Cardinals as an International free-agent on 5/20/2023

YR	CLUB	AGE	W-L	ERA	G	GS	SV	IP	H	R	ER	HR	HB	BB	SO	WHIP	AVG	WP	SO%	BB%	BF
23	DSL Cardinals	19	0-4	4.33	9	6	0	27.0	25	16	13	2	5	12	28	1.37	.263	3	24.8	10.6	113
24	DSL Cardinals	20	3-1	4.54	9	7	0	33.2	38	19	17	3	2	14	32	1.54	.290	9	21.6	9.5	148
Minor League Totals			3-5	4.45	18	13	0	60.2	63	35	30	5	7	26	60	1.47	.279	12	23.0	10.0	261

* Led Team

+ Led League



LHP

**NAUGHTON, Packy****HEIGHT/WEIGHT:** 6'1 / 190**BATS/THROWS:** R/L**BORN:** 4/16/1996 at Boston, MA**COLLEGE:** Virginia Tech (2015-17)**HIGH SCHOOL:** Boston (Mass.) Latin School**HOW OBTAINED:** Claimed off waivers from the Los Angeles Angels on 3/21/2022

CAREER NOTES - 2024: Retore his flexor tendon and tore his UCL while rehabbing from previous injury...non-roster invitee to Major League Spring Training. **2023:** Missed the majority of the season after undergoing flexor tendon surgery in June...made Cardinals Opening Day roster. **2022:** Made his Cardinals

debut vs. the Mets on 4/26/2022, pitching 1.1 scoreless innings in relief. **2021:** Made his Major League debut at Los Angeles Dodgers on 8/8/2021, pitching one inning of relief...non-roster invitee to Major League Spring Training with LA Angels...rated as the No. 19 prospect in the Angels organization entering the season by *Baseball America*. **2020:** Participated at the Angels Alternate Training Site...rated as the No. 17 prospect and having "Best Control" in the Reds organization entering the season by *Baseball America*. **2019:** Named Cincinnati Reds Minor League Pitcher of the Year...Reds Minor League Pitcher of the Month (August)...selected as a Reds organizational All-Star at LH SP by MiLB...Florida State League Mid-Season All-Star. **2018:** Midwest League Pitcher of the Week (July 9-15)...rated as the No. 28 prospect in the Reds organization entering the season by *Baseball America*. **2017:** Pioneer League Mid-Season All-Star...Pioneer League Pitcher of the Week (July 10-16 & August 28-Sept. 3).

MISC: Originally selected by the Cincinnati Reds in the 9th round of the 2017 MLB Draft....acquired by the Los Angeles Angels with a PTBNL from the Reds in exchange for OF Brian Goodwin on 8/31/2020...owns a 2.55 ERA in 29 career MLB relief appearances.

YR	CLUB	AGE	W-L	ERA	G	GS	SV	IP	H	R	ER	HR	HB	BB	SO	WHIP	AVG	WP	SO%	BB%	BF
17	Billings (Rk-CIN)	21	3-3	3.15	14	12	0	60.0	58	24	21	5	1	20	63	1.30	.256	2	25.0	7.9	252
18	Dayton (A-CIN)	22	5-10	4.03	28	+28	0	+154.0	168	73	69	12	5	34	+137	1.31	.280	6	21.3	5.3	*643
19	Daytona (A+-CIN)	23	5-2	2.63	9	9	0	51.1	49	16	15	2	1	9	50	1.13	.247	3	23.9	4.3	209
	Chattanooga (AA-CIN)	23	6-10	3.66	19	19	0	*105.2	109	51	43	8	2	26	81	1.28	.266	4	18.1	5.8	447
20	DID NOT PITCH -- NO MiLB SEASON																				
21	Rocket City (AA-LAA)	25	0-0	6.75	1	1	0	4.0	7	7	3	2	0	1	2	2.00	.333	0	9.1	4.5	22
	Salt Lake (AAA-LAA)	25	2-2	4.76	13	9	0	56.2	69	30	30	7	0	13	53	1.45	.299	4	21.7	5.3	244
	LOS ANGELES (AL)	25	0-4	6.35	7	5	0	22.2	27	18	16	3	1	14	12	1.81	.290	0	11.1	13.0	108
22	Memphis (AAA)	26	2-1	2.08	11	0	0	21.2	21	6	5	2	1	5	25	1.20	.256	0	28.1	5.6	89
	ST. LOUIS	26	0-2	4.78	26	3	1	32.0	39	17	17	3	1	7	31	1.44	.295	1	22.0	5.0	141
23	ST. LOUIS	27	0-0	0.00	4	0	0	5.0	2	0	0	0	0	1	5	0.60	.125	0	29.4	5.9	17
	Memphis (AAA)	27	0-0	---	1	0	0	0.0	0	0	0	0	1	1	0	---	.000	0	0.0	50.0	2
24	FCL Cardinals	28	0-0	3.86	4	4	0	4.2	6	3	2	0	0	1	9	1.50	.316	0	42.9	4.8	21
	Palm Beach (A)	28	0-0	0.00	4	0	0	5.0	3	0	0	0	0	0	6	0.60	.176	0	35.3	0.0	17
	Memphis (AAA)	28	0-1	2.53	7	2	0	10.2	10	4	3	0	0	3	12	1.22	.233	0	24.5	6.1	49
MAJOR League Totals			0-6	4.98	37	8	1	59.2	68	35	33	6	2	22	48	1.51	.282	1	18.0	8.3	266
Minor League Totals			23-29	3.63	111	84	0	473.2	500	214	191	38	11	113	438	1.29	.270	19	22.0	5.7	1995

**ODLE, Jacob****HEIGHT/WEIGHT:** 6'4 / 230**BATS/THROWS:** R/R**BORN:** 11/30/2003 at San Diego, CA**COLLEGE:** Orange Coast (Calif.) College (2023), University of California-Irvine (2022)**HIGH SCHOOL:** St. Augustine HS (San Diego, CA)**SIGNING SCOUT:** Chris Rodriguez**HOW OBTAINED:** Cardinals 14th round selection (425th overall) in the 2023 MLB Draft**CAREER NOTES - 2025:** Participated in early workouts and seminars as part of the team's STEP Camp.

YR	CLUB	AGE	W-L	ERA	G	GS	SV	IP	H	R	ER	HR	HB	BB	SO	WHIP	AVG	WP	SO%	BB%	BF
23	FCL Cardinals	19	0-0	9.00	2	0	0	2.0	3	2	2	0	1	3	2	3.00	.375	2	16.7	25.0	12
24	DID NOT PITCH -- INJURY																				

* Led Team

+ Led League



OLIVER, Ronny

RHP

HEIGHT/WEIGHT: 6'3 / 175

BATS/THROWS: R/R

BORN: 1/1/2004 at Higüey, Dominican Republic

HOW OBTAINED: Signed by the Cardinals as an International free-agent on 6/12/2021

YR	CLUB	AGE	W-L	ERA	G	GS	SV	IP	H	R	ER	HR	HB	BB	SO	WHIP	AVG	WP	SO%	BB%	BF
21	DSL Cardinals Blue	17	1-3	6.40	13	9	0	32.1	33	25	23	2	6	27	36	1.86	.268	6	22.9	17.2	157
22	DSL Cardinals	18	3-1	6.27	11	7	0	33.0	35	24	23	4	5	18	30	1.61	.282	4	20.3	12.2	148
23	DSL Cardinals	19	1-2	4.15	11	6	0	30.1	30	26	14	1	8	20	34	1.65	.256	4	22.8	13.4	149
24	FCL Cardinals	20	2-4	5.27	12	8	0	41.0	31	28	24	0	5	30	36	1.49	.204	8	19.3	16.0	187
Minor League Totals			7-10	5.53	47	30	0	136.2	129	103	84	7	24	95	136	1.64	.250	22	21.2	14.8	641

OLIVERO, Pedro

RHP

HEIGHT/WEIGHT: 6'2 / 165

BATS/THROWS: R/R

BORN: 5/24/2007 at Porlamar, Venezuela

HOW OBTAINED: Signed by the Cardinals as an International free-agent on 10/3/2024

YR	CLUB	AGE	W-L	ERA	G	GS	SV	IP	H	R	ER	HR	HB	BB	SO	WHIP	AVG	WP	SO%	BB%	BF
2025 WILL BE HIS FIRST PROFESSIONAL SEASON																					



ORTIZ, Deniel

3B

HEIGHT/WEIGHT: 6'0 / 249

BATS/THROWS: R/R

BORN: 8/24/2004 at Caguas, Puerto Rico

COLLEGE: Walters State (Tenn.) CC (2023-24)

HIGH SCHOOL: Redan HS (Stone Mountain, GA)

SIGNING SCOUT: TC Calhoun

HOW OBTAINED: Cardinals 16th round selection (471st overall) in the 2024 MLB Draft

CAREER NOTES - 2025: Participated in early workouts and seminars as part of the team's STEP Camp.

YR	CLUB	AGE	AVG	G	AB	R	H	2B	3B	HR	RBI	BB	SO	SB	CS	OBP	SLG	OPS	HP	SH	SF	E
24	DID NOT APPEAR																					



PADILLA, Yairo

SS

HEIGHT/WEIGHT: 6'2 / 199

BATS/THROWS: S/R

BORN: 6/28/2007 at Puerto Plata, Dominican Republic

HOW OBTAINED: Signed by the Cardinals as an International free-agent on 1/15/2024

CAREER NOTES - 2025: Rated as the No. 5 prospect in the Cardinals organization entering the season by *Baseball America*...participated in early workouts and seminars as part of the team's STEP Camp. 2024: Ranked among Cardinals minor league leaders in triples (T4th), on-base pct. (7th), batting average (8th), and stolen bases (9th).

YR	CLUB	AGE	AVG	G	AB	R	H	2B	3B	HR	RBI	BB	SO	SB	CS	OBP	SLG	OPS	HP	SH	SF	E
24	DSL Cardinals	17	.287	35	136	33	39	5	*4	1	17	17	29	*22	5	.391	.404	.795	7	1	1	11

**PAIGE, Trey****3B****HEIGHT/WEIGHT:** 6'0 / 225**BATS/THROWS:** L/R**BORN:** 11/9/2000 at Reading, PA**COLLEGE:** Delaware State University (2020-23)**HIGH SCHOOL:** Exeter Township HS (Reiffitt, PA)**SIGNING SCOUT:** Jim Negrych**HOW OBTAINED:** Cardinals 17th round selection (515th overall) in the 2023 MLB Draft**CAREER NOTES - 2024:** Ranked among Cardinals minor league leaders in triples (T1st) and walks (T7th).**COLLEGE:** Named 2022 MEAC Player of the Year after hitting .407 with 13 HR and 49 RBI in 48 games.

YR	CLUB	AGE	AVG	G	AB	R	H	2B	3B	HR	RBI	BB	SO	SB	CS	OBP	SLG	OPS	HP	SH	SF	E
23	Palm Beach (A)	22	.104	21	48	5	5	0	0	0	8	8	15	0	0	.246	.104	.350	2	0	3	1
24	Palm Beach (A)	23	.262	74	282	52	74	15	*5	2	27	*41	78	5	2	.358	.372	.730	2	2	2	10
	Peoria (A+)	23	.254	16	59	2	15	3	0	0	5	6	19	1	0	.323	.305	.628	0	0	0	1
Minor League Totals			.242	111	389	59	94	18	5	2	40	55	112	6	2	.338	.329	.667	4	2	5	12

**PANIAGUA, Inohan****RHP****HEIGHT/WEIGHT:** 6'1 / 177**BATS/THROWS:** R/R**BORN:** 2/6/2000 at Bonao, Dominican Republic**HOW OBTAINED:** Signed by the Cardinals as an International free-agent on 12/22/2017**CAREER NOTES - 2025:** Participated in early workouts and seminars as part of the team's STEP Camp.**2024:** Ranked among Cardinals minor league leaders in strikeouts (T7th) and innings pitched (10th)...

ranked among all High-A pitchers in opp. average (3rd), WHIP (5th), strikeouts (6th) and ERA (9th)...

participated in early workouts and seminars as part of the team's STEP Camp. **2023:** Rated as the No.

16 prospect in the Cardinals organization entering the season by *Baseball America*...ranked among Cardinals minor league leaders in opp. average (.209, 8th)...played for Scottsdale in the Arizona Fall League...participated in early workouts and seminars as part of the team's STEP Camp...was one of eight members of the fourth high school graduating class at the Cardinals Dominican Academy. **2022:** Selected as an organizational All-Star at RH SP by MiLB...named Cardinals Minor League Pitcher of the Month for June and July...Florida State League Pitcher of the Week (July 4-10)...ranked among Cardinals minor league leaders in strikeouts (3rd), innings pitched (5th), WHIP (1.05, 5th), games started (T5th), wins (6th) and ERA (2.81, 7th)...ranked among Florida State League leaders in innings pitched (2nd) and strikeouts (5th)...struck out a career-high 14 batters over 7.0 innings, allowing two hits at Tampa on June 10. **2018:** Allowed five runs over 3.2 innings, striking out five in his lone DSL playoffs start.

PRONUNCIATION: ee-NO-hahn pan-ee-AW-gwah

YR	CLUB	AGE	W-L	ERA	G	GS	SV	IP	H	R	ER	HR	HB	BB	SO	WHIP	AVG	WP	SO%	BB%	BF
18	DSL Cardinals Blue	18	3-3	3.77	*14	14	0	57.1	53	29	24	3	7	16	51	1.20	.245	3	20.8	6.5	245
19	GCL Cardinals	19	2-5	5.98	*11	9	0	49.2	59	40	33	3	6	16	47	1.51	.295	8	21.0	7.1	224
	State College (SS-A)	19	0-0	10.13	2	2	0	5.1	7	6	6	0	0	6	1	2.44	.389	1	3.8	23.1	26
20	DID NOT PITCH -- NO MiLB SEASON																				
21	Palm Beach (A)	21	4-1	3.88	16	5	*2	46.1	37	24	20	3	7	19	62	1.21	.219	7	31.5	9.6	197
22	Palm Beach (A)	22	6-4	2.18	17	17	0	99.0	72	33	24	4	14	23	107	0.96	.202	4	26.9	5.8	398
	Peoria (A+)	22	2-2	4.42	8	8	0	38.2	34	21	19	8	2	16	38	1.29	.236	1	23.0	9.7	165
23	FCL Cardinals	23	0-0	0.00	3	3	0	3.2	3	0	0	0	0	2	6	1.36	.231	0	40.0	13.3	15
	Peoria (A+)	23	0-3	4.47	11	11	0	44.1	33	23	22	3	7	27	41	1.35	.208	6	20.8	13.7	197
24	Peoria (A+)	24	7-9	3.82	25	20	0	115.1	92	54	49	11	18	50	123	*1.23*	*.220	7	25.0	10.2	492
Minor League Totals			24-27	3.86	107	89	2	459.2	390	230	197	35	61	175	476	1.23	.230	37	24.3	8.9	1959

PAULINO, Brailyn**RHP****HEIGHT/WEIGHT:** 6'1 / 203**BATS/THROWS:** R/R**BORN:** 4/26/2006 at Santiago, Dominican Republic**HOW OBTAINED:** Signed by the Cardinals as an International free-agent on 2/10/2023**CAREER NOTES - 2025:** Was one of nine members of the sixth high school graduating class at the Cardinals Dominican Academy.

YR	CLUB	AGE	W-L	ERA	G	GS	SV	IP	H	R	ER	HR	HB	BB	SO	WHIP	AVG	WP	SO%	BB%	BF
23	DSL Cardinals	17	*3-3	8.48	16	6	0	28.2	36	29	27	4	9	20	28	1.95	.308	9	19.0	13.6	147
24	DSL Cardinals	18	1-2	6.38	15	1	1	24.0	19	20	17	1	8	29	22	2.00	.221	7	17.9	23.6	123
Minor League Totals			4-5	7.52	31	7	1	52.2	55	49	44	5	17	49	50	1.97	.271	16	18.5	18.1	270

* Led Team

+ Led League



PEÑA, Yordalin

OF

HEIGHT/WEIGHT: 6'3 / 214

BATS/THROWS: R/R

BORN: 9/17/2004 at Santo Domingo, Dominican Republic

HOW OBTAINED: Signed by the Cardinals as an International free-agent on 1/15/2022

CAREER NOTES - 2025: Participated in early workouts and seminars as part of the team's STEP Camp.

2023: Ranked among Cardinals minor league leaders in triples (T9th). 2022: Ranked among the Cardinals minor league leaders in triple (T5th).

YR	CLUB	AGE	AVG	G	AB	R	H	2B	3B	HR	RBI	BB	SO	SB	CS	OBP	SLG	OPS	HP	SH	SF	E
22	DSL Cardinals	17	.257	*46	*167	25	43	8	*4	3	25	10	39	8	0	.315	.407	.722	5	0	2	2
23	DSL Cardinals	18	*.263	42	156	*24	*41	9	*4	2	16	15	34	*7	1	.341	*.410	*.751	4	0	1	5
24	FCL Cardinals	19	.242	47	165	24	40	*9	2	2	18	*26	42	11	5	.356	.358	.714	3	0	0	4
Minor League Totals			.254	135	488	73	124	26	10	7	59	51	115	26	6	.338	.391	.729	12	0	3	11

PEÑA, Yostin

OF

HEIGHT/WEIGHT: 6'5 / 210

BATS/THROWS: R/R

BORN: 10/19/2007 at Santo Domingo Este, Dominican Republic

HOW OBTAINED: Signed by the Cardinals as an International free-agent on 1/15/2025

YR	CLUB	AGE	AVG	G	AB	R	H	2B	3B	HR	RBI	BB	SO	SB	CS	OBP	SLG	OPS	HP	SH	SF	E
2025 WILL BE HIS FIRST PROFESSIONAL SEASON																						

PEREZ, Jesús

INF

HEIGHT/WEIGHT: 5'10 / 162

BATS/THROWS: R/R

BORN: 10/4/2007 at Coro, Venezuela

HOW OBTAINED: Signed by the Cardinals as an International free-agent on 1/15/2025

YR	CLUB	AGE	AVG	G	AB	R	H	2B	3B	HR	RBI	BB	SO	SB	CS	OBP	SLG	OPS	HP	SH	SF	E
2025 WILL BE HIS FIRST PROFESSIONAL SEASON																						

PEREZ, Kener

RHP

HEIGHT/WEIGHT: 6'3 / 202

BATS/THROWS: R/R

BORN: 10/03/2004 at Toluviejo, Colombia

HOW OBTAINED: Signed by the Cardinals as an International free-agent on 2/18/2023

CAREER NOTES - 2024: Suspended in July for 56 games following a positive test for a performance-enhancing substance.

YR	CLUB	AGE	W-L	ERA	G	GS	SV	IP	H	R	ER	HR	HB	BB	SO	WHIP	AVG	WP	SO%	BB%	BF
23	DSL Cardinals	18	0-1	4.91	13	0	1	14.2	14	11	8	0	2	11	18	1.70	.241	3	25.4	15.5	71
24	DSL Cardinals	19	1-4	8.31	7	0	0	13.0	18	16	12	1	7	8	12	2.00	.346	4	16.9	11.3	71
Minor League Totals			1-5	6.51	20	0	1	27.2	32	27	20	1	9	19	30	1.84	.291	7	21.1	13.4	142



PETRUTZ, Ian

OF

HEIGHT/WEIGHT: 5'10 / 227

BATS/THROWS: L/L

BORN: 8/26/2002 at West Deptford, NJ

COLLEGE: University of Alabama (2024), University of Maryland (2022-23)

HIGH SCHOOL: Bishop Eustace Prep (Pennsauken, NJ)

SIGNING SCOUT: Keanan Lamb

HOW OBTAINED: Cardinals 12th round selection (351st overall) in the 2024 MLB Draft

CAREER NOTES - 2025: Participated in early workouts and seminars as part of the team's STEP Camp.

PRONUNCIATION: PET-truss

YR	CLUB	AGE	AVG	G	AB	R	H	2B	3B	HR	RBI	BB	SO	SB	CS	OBP	SLG	OPS	HP	SH	SF	E
24	Palm Beach (A)	21	.344	28	90	21	31	6	1	0	20	17	10	5	1	.482	.433	.915	7	1	0	0

**PINO, Luis****OF****HEIGHT/WEIGHT:** 5'11 / 203**BATS/THROWS:** R/R**BORN:** 2/7/2004 at Matanzas, Cuba**HOW OBTAINED:** Signed by the Cardinals as an International free-agent on 4/14/2021**CAREER NOTES - 2025:** Participated in early workouts and seminars as part of the team's STEP Camp.
2022: Ranked among the Cardinals minor league leaders in triple (T5th).

YR	CLUB	AGE	AVG	G	AB	R	H	2B	3B	HR	RBI	BB	SO	SB	CS	OBP	SLG	OPS	HP	SH	SF	
21	DSL Cardinals Blue	17	.247	42	146	18	36	7	0	*6	19	17	52	1	2	.362	*.418	*.780	10	0	1	1
22	FCL Cardinals	18	.216	31	97	17	21	5	0	3	17	12	35	4	2	.321	.361	.682	3	0	0	1
23	FCL Cardinals	19	.205	27	78	14	16	5	0	2	14	14	31	5	0	.370	.346	.716	7	0	1	1
24	Palm Beach (A)	20	.185	17	54	7	10	2	0	1	2	3	23	0	0	.228	.278	.506	0	0	0	0
	FCL Cardinals	20	.333	23	72	13	24	7	0	3	17	12	22	3	1	.444	.556	1.000	4	0	2	1
Minor League Totals			.239	140	447	69	107	26	0	15	69	58	163	13	5	.355	.398	.753	24	0	4	4

PORTOLATIN, Yeferson**SS****HEIGHT/WEIGHT:** 5'10 / 162**BATS/THROWS:** S/R**BORN:** 10/4/2007 at Santo Domingo Centro, Dominican Republic**HOW OBTAINED:** Signed by the Cardinals as an International free-agent on 1/15/2025

YR	CLUB	AGE	AVG	G	AB	R	H	2B	3B	HR	RBI	BB	SO	SB	CS	OBP	SLG	OPS	HP	SH	SF	E
2025 WILL BE HIS FIRST PROFESSIONAL SEASON																						

**POZO, Yohel****C/1B****HEIGHT/WEIGHT:** 6'0 / 262**BATS/THROWS:** R/R**BORN:** 6/14/1997 at Maracaibo, Venezuela**HOW OBTAINED:** Signed by the Cardinals as an minor league free-agent on 1/23/2025**CAREER NOTES - CAREER:** Has thrown out 31.8% (184 CS/578 SB ATT) of attempted base stealers.**2025:** Participated in early workouts and seminars as part of the team's STEP Camp. **2024:** Non-roster invitee to Major League Spring Training with Oakland. **2023:** Named the winner of the Mayor's Trophy, a fan-voted award given to the Aviator's most valuable player...Pacific Coast League Player of the Week (July 17-23)...non-roster invitee to Major League Spring Training with Oakland. **2022:** Rated as the No. 28prospect in the Rangers organization entering the season by *Baseball America*. **2021:** Made his Major League debut on Aug. 13 vs. Oakland, starting the game as the designated hitter while collecting a single in his first career plate appearance and hitting a go-ahead three-run homer two at-bats later... selected as a Rangers organizational All-Star at C by MiLB...non-roster invitee to Major League Spring Training with Texas. **2018:** Selected as a Rangers organizational All-Star at C by MiLB...named to the South Atlantic League Midseason All-Star team. **2016:** Named to the Arizona League Postseason All-Star team.**MISC:** Originally signed as an International free-agent by the Texas Rangers on 8/17/2013...signed by the San Diego Padres as a minor league free-agent on 11/17/2020...selected during the Triple-A Phase of the Rule 5 Draft by the Texas Rangers from the Padres on 12/10/2020...signed by the Oakland Athletics as a minor league free-agent on 12/9/2022.**PRONUNCIATION:** jo-EL

YR	CLUB	AGE	AVG	G	AB	R	H	2B	3B	HR	RBI	BB	SO	SB	CS	OBP	SLG	OPS	HP	SH	SF	E
14	DSL Rangers 1	17	.273	50	198	22	54	12	0	0	29	11	18	1	0	.329	.333	.662	7	2	3	6
15	DSL Rangers 1	18	.272	53	195	23	53	13	0	1	24	17	15	4	3	.335	.354	.689	3	0	3	1
16	AZL Rangers	19	*.343	*48	181	25	+62	12	2	1	22	13	10	1	0	*.382	.448	.830	1	0	4	6
17	Spokane (SS-A-TEX)	20	.288	15	59	11	17	7	0	2	10	1	3	0	0	.295	.508	.803	0	0	1	3
	Hickory (A-TEX)	20	.338	39	142	19	48	8	2	2	15	7	8	0	0	.373	.465	.838	1	0	0	3
18	Hickory (A-TEX)	21	.264	117	428	45	113	*29	2	10	49	27	50	0	0	.312	.411	.723	5	0	5	5
19	Down East (A+-TEX)	22	.246	107	395	43	97	17	0	9	43	15	38	6	2	.274	.357	.631	3	0	6	9
20	DID NOT PLAY -- NO MILB SEASON																					
21	Round Rock (AAA-TEX)	24	*.337	77	315	46	*106	17	2	*23	74	7	42	0	0	*.352	*.622	*.974	1	0	1	7
	TEXAS	24	.284	21	74	8	21	4	0	1	9	3	10	0	0	.312	.378	.690	0	0	0	0
22	Round Rock (AAA-TEX)	25	.320	65	253	37	81	*21	0	6	38	11	32	0	1	.352	.474	.826	2	0	1	7
23	Las Vegas (AAA-OAK)	26	*.306	92	369	48	113	26	0	18	81	18	40	2	0	.338	.523	.861	1	0	3	6
24	Las Vegas (AAA-OAK)	27	*.324	90	346	49	112	*27	1	15	54	7	30	0	1	.335	.538	.873	2	0	6	6
MAJOR League Totals			.284	21	74	8	21	4	0	1	9	3	10	0	0	.312	.378	.690	0	0	0	0
Minor League Totals			.297	753	2881	368	856	189	9	87	439	134	286	14	7	.331	.460	.791	26	2	33	59

* Led Team

+ Led League

**RALSTON, Jack****RHP****HEIGHT/WEIGHT:** 6'6 / 253**BATS/THROWS:** R/R**BORN:** 8/13/1997 at Panorama City, CA**COLLEGE:** University of California-Los Angeles (2016-19)**HIGH SCHOOL:** William S. Hart HS (Santa Clarita, CA)**SIGNING SCOUT:** Mike Garciaparra**HOW OBTAINED:** Cardinals 7th round selection (215th overall) in the 2019 MLB Draft**CAREER NOTES - 2025:** Participated in early workouts and seminars as part of the team's STEP Camp.**2024:** Ranked among Cardinals minor league leaders in reliever's ERA (8th), games (T8th), SO/9 (9th, 11.49) and opp. average (9th). **2023:** Ranked among Cardinals minor league leaders in opp. average(.180, 1st) and SO/9 IP (11.89, 3rd). **2022:** Ranked among Cardinals minor league leaders in opp. average (.122, 1st) and SO/9 IP (12.7, 7th). **2021:** Ranked among Cardinals minor league leaders in opp. average (3rd), SO/9 IP (13.6, 3rd) and strikeouts (10th). **2019:** Ranked among Cardinals minor league leaders in saves (T9th). **COLLEGE:** Dick Howser Trophy Semifinalist in 2019...was the first Bruins 10-game winner since 2015...pitched out of the bullpen for the 2018 Cape Cod League Champion Wareham Gatemen...won his first 11 games in 2019 before a loss to Loyola Marymount in the Los Angeles NCAA Regional.

YR	CLUB	AGE	W-L	ERA	G	GS	SV	IP	H	R	ER	HR	HB	BB	SO	WHIP	AVG	WP	SO%	BB%	BF
19	State College (SS-A)	21	1-0	1.07	17	0	*5	25.1	12	4	3	0	0	7	26	0.75	.135	1	27.1	7.3	96
20	DID NOT PITCH -- NO MiLB SEASON																				
21	Peoria (A+)	23	2-5	3.49	28	11	2	67.0	41	28	26	4	1	36	101	1.15	.171	9	36.3	12.9	278
22	FCL Cardinals	24	0-0	0.00	2	1	0	2.0	0	0	0	0	1	1	2	0.50	.000	2	25.0	12.5	8
	Palm Beach (A)	24	1-1	5.40	9	0	0	11.2	8	7	7	1	0	13	11	1.80	.186	5	19.3	22.8	57
	Peoria (A+)	24	1-0	3.38	11	0	0	13.1	3	6	5	1	0	10	25	0.98	.073	1	47.2	18.9	53
23	Springfield (AA)	25	0-0	8.31	17	0	2	17.1	12	16	16	0	2	20	17	1.85	.207	9	20.7	24.4	82
	Peoria (A+)	25	1-1	1.89	13	0	1	19.0	10	5	4	1	1	11	31	1.11	.156	2	40.3	14.3	77
24	Springfield (AA)	26	7-1	2.73	40	0	3	62.2	44	20	19	9	2	29	80	1.16	.196	8	31.1	11.3	257
Minor League Totals			13-8	3.30	137	12	13	218.1	130	86	80	16	7	127	293	1.18	.170	37	32.3	14.0	908

**RAMÍREZ, Jawilme****RHP****HEIGHT/WEIGHT:** 6'2 / 229**BATS/THROWS:** R/R**BORN:** 11/28/2001 at San Juan de la Maguana, Dominican Republic**HOW OBTAINED:** Acquired during the Triple-A Phase of the Rule 5 Draft from the New York Mets on 12/11/2024**CAREER NOTES - 2024:** Pitched for Scottsdale in the Arizona Fall League. **2022:** Named FCL Pitcher of the Year and FCL Post-Season All-Star (RHP).**MISC:** Originally signed as an International free-agent by the New York Mets on 7/2/2019**PRONUNCIATION:** jah-WILL-may

YR	CLUB	AGE	W-L	ERA	G	GS	SV	IP	H	R	ER	HR	HB	BB	SO	WHIP	AVG	WP	SO%	BB%	BF
20	DID NOT PITCH -- NO MiLB SEASON																				
21	DSL Mets 2	19	*5-5	2.14	14	13	0	*54.2	22	14	13	2	2	20	56	*0.77	.119	6	26.8	9.6	*209
22	FCL Mets	20	1-0	*0.84	11	6	1	*43.0	27	7	4	1	0	6	40	*0.77	.179	1	25.3	3.8	*158
	St. Lucie (A-NYM)	20	1-0	0.00	2	0	0	3.1	2	0	0	0	1	4	3	1.80	.182	0	18.8	25.0	16
23	St. Lucie (A-NYM)	21	4-8	4.91	18	6	0	77.0	81	51	42	9	1	23	61	1.35	.265	5	18.3	6.9	333
	Brooklyn (A+-NYM)	21	1-1	5.52	6	6	0	29.1	34	18	18	4	1	10	15	1.50	.288	1	11.5	7.7	130
24	St. Lucie (A-NYM)	22	1-1	2.81	8	0	0	16.0	10	6	5	0	1	10	16	1.25	.182	0	23.9	14.9	67
	Brooklyn (A+-NYM)	22	4-4	3.86	21	6	0	56.0	51	24	24	3	3	26	43	1.38	.248	5	18.0	10.9	239
	Syracuse (AAA-NYM)	22	0-0	0.00	1	0	0	1.0	1	0	0	0	0	1	2	2.00	.250	0	40.0	20.0	5
Minor League Totals			17-19	3.40	81	37	1	280.1	228	120	106	19	9	100	236	1.17	.220	18	20.4	8.6	1157



RAMÍREZ, Keiverson

RHP
HEIGHT/WEIGHT: 6'1 / 150

BATS/THROWS: S/R

BORN: 4/5/2006 at Valencia, Venezuela

HOW OBTAINED: Signed by the Cardinals as an International free-agent on 1/15/2023

CAREER NOTES - 2025: Participated in early workouts and seminars as part of the team's STEP Camp. **2024:** Ranked among Cardinals minor league leaders in starter's ERA (1st), WHIP (1st), opp. average (6th) and SO/BB ratio (9th, 4.00)...ranked among all Rookie-level pitchers in ERA (4th), WHIP (5th) and opp. average (6th). **2023:** Ranked among Cardinals minor league leaders in SO/BB ratio (3.75, 6th).

YR	CLUB	AGE	W-L	ERA	G	GS	SV	IP	H	R	ER	HR	HB	BB	SO	WHIP	AVG	WP	SO%	BB%	BF
23	DSL Cardinals	17	1-5	4.31	11	8	0	*39.2	45	22	19	4	6	8	30	1.34	.294	2	17.6	4.7	*170
24	DSL Cardinals	18	*4-2	*1.62	11	11	0	*50.0	33	12	9	1	2	12	48	*0.90	*.183	0	24.6	6.2	*195
Minor League Totals			5-7	2.81	22	19	0	89.2	78	34	28	5	8	20	78	1.09	.234	2	21.4	5.5	365



RAMOS, Yaisel

OF
HEIGHT/WEIGHT: 6'4 / 176

BATS/THROWS: R/R

BORN: 2/20/2003 at Havana, Cuba

HOW OBTAINED: Signed by the Cardinals as an International free-agent on 1/15/2022

CAREER NOTES - 2022: Ranked among Cardinals minor league leaders in on-base pct. (4th).

YR	CLUB	AGE	AVG	G	AB	R	H	2B	3B	HR	RBI	BB	SO	SB	CS	OBP	SLG	OPS	HP	SH	SF	E
22	DSL Cardinals	19	.252	40	119	20	30	4	2	1	10	28	42	8	2	.406	.345	.751	5	0	3	3
23	FCL Cardinals	20	.211	*37	114	13	24	4	1	3	18	13	42	4	1	.305	*.342	.647	3	1	1	1
24	FCL Cardinals	21	.140	36	100	12	14	1	0	0	7	17	47	7	1	.287	.150	.437	4	1	1	1
Minor League Totals			.204	113	333	45	68	9	3	4	35	58	131	19	4	.338	.285	.623	12	2	5	5



RAQUET, Nick

LHP
HEIGHT/WEIGHT: 6'0 / 214

BATS/THROWS: R/L

BORN: 12/12/1995 at Boalsberg, PA

COLLEGE: College of William and Mary (2016-17), University of North Carolina (2015)

HIGH SCHOOL: State College (Pa.) Area HS

HOW OBTAINED: Signed by the Cardinals as an minor league free-agent on 1/16/2024

CAREER NOTES - 2023: Named Revolution's team Pitcher of the Year and Atlantic League Co-Pitcher of the Year after becoming the only pitcher to rank in the top four of the league's four major categories (ERA, wins, strikeouts, innings).. **2020:** Rated as the No. 29 prospect in the Nationals organization entering

the season by *Baseball America*. **2019:** Rated as the No. 19 prospect in the Nationals organization entering the season by *Baseball America*...played for Surprise in the Arizona Fall League. **2018:** Rated as the No. 21 prospect in the Nationals organization entering the season by *Baseball America*.

MISC: Originally selected by the Washington Nationals in the 3rd round of the 2017 MLB Draft...signed by Atlantic League's York Revolution on 3/14/2023...was out of professional baseball for two seasons working as a consultant with Ernst & Young.

YR	CLUB	AGE	W-L	ERA	G	GS	SV	IP	H	R	ER	HR	HB	BB	SO	WHIP	AVG	WP	SO%	BB%	BF
17	GCL Nationals	21	0-0	0.00	1	1	0	2.0	2	0	0	0	0	0	2	1.00	.250	0	25.0	0.0	8
	Auburn (SS-A-WSH)	21	3-2	2.45	11	*11	0	*51.1	56	19	14	2	1	7	22	1.23	.283	4	10.6	3.4	*208
18	Hagerstown (A-WSH)	22	4-6	2.79	12	12	0	67.2	68	29	21	1	2	18	56	1.27	.262	0	19.9	6.4	282
	Potomac (A+-WSH)	22	5-3	4.91	12	12	0	55.0	72	32	30	3	2	21	36	1.69	.319	6	14.3	8.4	251
19	Potomac (A+-WSH)	23	*11-9	4.07	25	*25	0	*130.1	129	72	59	12	8	43	*122	1.32	.256	8	21.9	7.7	*558
20	DID NOT PITCH -- NO MiLB SEASON																				
21	DID NOT PITCH -- OUT OF BASEBALL																				
22	DID NOT PITCH -- OUT OF BASEBALL																				
23	York (Ind.)	27	*13-7	*3.71	24	+24	0	*145.2	129	68	60	11	13	40	*133	*1.16	.236	10	21.9	6.6	*606
24	Springfield (AA)	28	0-0	0.56	8	0	0	16.0	10	1	1	0	0	7	15	1.06	.189	0	24.6	11.5	61
	Memphis (AAA)	28	2-9	5.80	27	6	0	68.1	82	46	44	9	4	31	58	1.65	.298	5	18.4	9.8	315
Independent League Totals		13-7		3.71	24	24	0	145.2	129	68	60	11	13	40	133	1.16	.236	10	21.9	6.6	606
Minor League Totals		25-29		3.89	96	67	0	390.2	419	199	169	27	17	127	311	1.40	.275	23	18.5	7.5	1683

* Led Team

+ Led League



REDMOND, Chandler

1B

HEIGHT/WEIGHT: 6'1 / 230 BATS/THROWS: L/R BORN: 1/9/1997 at Middletown, MD
COLLEGE: Gardner-Webb (N.C.) University (2016-19)
HIGH SCHOOL: Georgetown Prep (North Bethesda, MD) SIGNING SCOUT: TC Calhoun
HOW OBTAINED: Cardinals 32nd round selection (965th overall) in the 2019 MLB Draft

CAREER NOTES - 2025: Participated in early workouts and seminars as part of the team's STEP Camp. **2024:** Ranked among Cardinals minor league leaders in home runs (T10th)...participated in early workouts and seminars as part of the team's STEP Camp. **2023:** Led all Double-A players in HR and finished T7th among all minor leaguers...ranked among all Double-A players in RBI (4th), runs (4th), total bases (228, T4th), extra-base hits (T7th), and walks (T8th)...ranked among Cardinals minor league leaders in home runs (2nd), RBI (2nd), walks (T2nd), runs (3rd), slugging pct. (3rd), OPS (4th), and hits (9th)...Texas League Player of the Week (Aug. 21-27)...participated in early workouts and seminars as part of the team's STEP Camp. **2022:** Hit for the "home run cycle" as part of a historic 5-for-6, 4 HR, 11 RBI franchise record-setting performance (HR & RBI) at Amarillo on August 10, becoming the second known player in the history of professional baseball to accomplish the feat (joining former Cardinals Double-A Arkansas farmhand Tyrone Horne on July 27, 1998 at San Antonio)...invited to view the bat used to hit for the home run cycle on display at the National Baseball Hall of Fame & Museum in the offseason...Texas League Player of the Week (May 9-15)...ranked among Cardinals minor league leaders in home runs (2nd), RBI (3rd) and slugging pct. (10th)...ranked among Texas League leaders in home runs (T7th), RBI (8th). **2021:** High-A Central Player of the Week (May 24-30)...ranked among Cardinals minor league leaders in home runs (5th), walks (T7th), RBI (9th), slugging pct. (.474, 9th), and doubles (T10th). **2019:** Ranked among the Appalachian League leaders in slugging pct. (3rd), OPS (.935, 3rd), home runs (T3rd), total bases (100, T5th), RBI (7th), and on-base pct. (7th)...ranked 3rd among Cardinals minor leaguers in slugging pct. and OPS...batted .316 (6-19) with 3 HR and 6 RBI in the Appalachian League playoffs. **COLLEGE:** Named 2019 Big South Conference Player of the Year leading the league with 18 HR, 59 RBI and a .660 SLG...set the school record for single-season (18) and career (50) home runs.

YR	CLUB	AGE	AVG	G	AB	R	H	2B	3B	HR	RBI	BB	SO	SB	CS	OBP	SLG	OPS	HP	SH	SF	E
19	Johnson City (Rk+)	22	.287	54	181	37	52	12	0	*12	*40	*25	55	4	2	.382	*.552	*.934	4	0	2	3
20	DID NOT PLAY -- NO MiLB SEASON																					
21	Peoria (A+)	24	.234	64	222	33	52	11	0	*13	34	35	88	3	1	.350	.459	.809	5	0	1	5
	Springfield (AA)	24	.303	32	122	13	37	9	0	5	25	11	50	0	1	.361	.500	.861	0	0	0	6
22	Springfield (AA)	25	.235	94	327	52	77	11	3	21	*79	39	111	0	1	.316	.480	.796	1	0	3	4
23	Springfield (AA)	26	.256	132	453	*88	116	19	0	+31	*92	81	167	3	2	.375	*.503	*.878	8	0	5	8
24	Springfield (AA)	27	.231	83	268	32	62	6	0	9	50	36	99	5	1	.325	.354	.679	3	0	4	4
	Memphis (AAA)	27	.200	20	65	12	13	4	0	2	6	9	30	0	0	.297	.354	.651	0	0	0	0
Minor League Totals			.250	479	1638	267	409	72	3	93	326	236	600	15	8	.349	.468	.817	21	0	15	30



REYES, Alan

RHP

HEIGHT/WEIGHT: 5'11 / 184 BATS/THROWS: R/R
BORN: 10/25/2003 at Sinaloa de Leyva, Mexico
HOW OBTAINED: Signed by the Cardinals as an International free-agent on 12/15/2023
CAREER NOTES - 2024: Ranked among Cardinals minor league leaders in saves (T8th).

YR	CLUB	AGE	W-L	ERA	G	GS	SV	IP	H	R	ER	HR	HB	BB	SO	WHIP	AVG	WP	SO%	BB%	BF
24	DSL Cardinals	20	1-2	3.33	16	0	*5	27.0	23	16	10	1	2	11	28	1.26	.230	2	24.6	9.6	114



RICE, Owen

LHP

HEIGHT/WEIGHT: 6'6 / 230 BATS/THROWS: L/L BORN: 3/29/2003 at Waukesha, WI
COLLEGE: University of Wisconsin-Milwaukee (2023-24), McHenry (Ill.) County College (2022)
HIGH SCHOOL: East Troy (Wis.) HS SIGNING SCOUT: Mauricio Rubio
HOW OBTAINED: Cardinals 20th round selection (591st overall) in the 2024 MLB Draft

YR	CLUB	AGE	W-L	ERA	G	GS	SV	IP	H	R	ER	HR	HB	BB	SO	WHIP	AVG	WP	SO%	BB%	BF
24	DID NOT APPEAR																				

* Led Team

+ Led League



RICHARDSON, Tre

2B/SS
HEIGHT/WEIGHT: 5'9 / 168

BATS/THROWS: R/R

BORN: 12/2/2001 at Oklahoma City, OK

COLLEGE: Texas Christian University (2023), Baylor University (2020-22)

HIGH SCHOOL: Kingwood (Texas) HS

SIGNING SCOUT: Pete Parise

HOW OBTAINED: Cardinals 15th round selection (455th overall) in the 2023 MLB Draft

CAREER NOTES - 2024: Ranked among Cardinals minor league leaders in triples (T1st). **COLLEGE:** Homered three times, including two grand slams, and tied an NCAA record with 11 RBI in a NCAA Regional win at Arkansas on June 4, 2023.

MISC: Was high school teammates with Masyn Winn...graduated high school a semester early to join Baylor in 2020...father, Robert, played baseball at the University of Oklahoma and coaches baseball at Spartans Post Grad Academy in Houston.

YR	CLUB	AGE	AVG	G	AB	R	H	2B	3B	HR	RBI	BB	SO	SB	CS	OBP	SLG	OPS	HP	SH	SF	E
23	Palm Beach (A)	21	.241	26	79	16	19	5	1	0	3	14	18	7	1	.365	.329	.694	2	0	1	6
24	Palm Beach (A)	22	.108	25	65	8	7	1	2	0	6	11	25	2	2	.263	.185	.448	3	1	1	3
	Peoria (A+)	22	.241	61	216	26	52	10	3	1	31	24	59	14	5	.333	.329	.662	6	3	0	5
Minor League Totals			.217	112	360	50	78	16	6	1	40	49	102	23	8	.327	.303	.630	11	4	2	14



RINCÓN, Hancel

RHP
HEIGHT/WEIGHT: 6'3 / 185

BATS/THROWS: R/R

BORN: 4/28/2002 at Los Llanos, Dominican Republic

HOW OBTAINED: Signed by the Cardinals as an International free-agent on 1/26/2019

CAREER NOTES - 2025: Participated in early workouts and seminars as part of the team's STEP Camp... was one of nine members of the sixth high school graduating class at the Cardinals Dominican Academy.

2024: Ranked among Cardinals minor league leaders in innings pitched (3rd), games started (T4th) and wins (T5th)...ranked among all High-A pitchers in wins (T1st), innings pitched (2nd), ERA (8th) and WHIP (10th). **2023:** Lead all qualified minor league pitchers in WHIP...ranked among all Single-A qualified pitchers in ERA (3rd), innings pitched (3rd), and opp. average (3rd)...ranked among Cardinals minor league leaders in WHIP (1st), SO/BB ratio (4.85, 2nd), innings pitched (3rd), games started (T3rd), wins (T4th), and ERA (8th)...Cardinals Minor League Pitcher of the Month for May...started Game 2 of the FSL Semifinals vs. Jupiter (5.1 IP, 3 ER, 8 SO).. **2022:** Florida State League Pitcher of the Month for September. **2021:** Ranked among Cardinals minor league leaders in ERA (3rd), opp. average (6th) and WHIP (7th).

YR	CLUB	AGE	W-L	ERA	G	GS	SV	IP	H	R	ER	HR	HB	BB	SO	WHIP	AVG	WP	SO%	BB%	BF
19	DSL Cardinals Blue	17	0-0	0.00	1	0	0	3.0	1	0	0	0	0	3	0.33	.111	1	30.0	0.0	10	
	DSL Cardinals Red	17	1-5	3.99	14	9	0	47.1	46	27	21	2	3	19	38	1.37	.249	14	14.4	9.1	209
20	DID NOT PITCH -- NO MiLB SEASON																				
21	DSL Cardinals Blue	19	0-2	*1.84	11	11	0	49.0	33	14	10	1	4	19	55	1.06*	.188	5	27.5	9.5	200
22	FCL Cardinals	20	0-4	4.43	6	4	0	22.1	25	13	11	1	0	5	24	1.34	.287	1	25.8	5.4	93
	Palm Beach (A)	20	3-4	4.29	9	8	0	42.0	43	26	20	5	1	10	33	1.26	.264	1	18.4	5.6	179
23	Palm Beach (A)	21	9-6	3.26	24	+23	0	+132.2	109	59	48	12	9	20	97	+0.97	+219	5	18.2	3.8	*533
24	Peoria (A+)	22	+9-7	*3.80	24	+24	0	+132.2	126	58	56	13	6	48	105	1.31	.252	5	18.8	8.6	*559
Minor League Totals			22-28	3.48	89	79	0	429.0	383	197	166	34	23	121	355	1.17	.237	32	19.9	6.8	1783

RODRÍGUEZ, Beiker

RHP
HEIGHT/WEIGHT: 5'11 / 165

BATS/THROWS: L/R

BORN: 3/7/2007 at Valencia, Venezuela

HOW OBTAINED: Signed by the Cardinals as an International free-agent on 10/1/2024

YR	CLUB	AGE	W-L	ERA	G	GS	SV	IP	H	R	ER	HR	HB	BB	SO	WHIP	AVG	WP	SO%	BB%	BF
2025 WILL BE HIS FIRST PROFESSIONAL SEASON																					

** Led Team*
+ Led League

**RODRÍGUEZ, Dionys****RHP****HEIGHT/WEIGHT:** 6'0 / 212 **BATS/THROWS:** L/R**BORN:** 9/3/2000 at Pedro Brand, Dominican Republic**HOW OBTAINED:** Signed by the Cardinals as an International free-agent on 5/14/2018

CAREER NOTES - 2024: Ranked among Cardinals minor league leaders in reliever's ERA (3rd), opp. average (5th) and WHIP (6th). **2022:** Rated as the No. 21 prospect in the Cardinals organization entering the season by *Baseball America*...ranked among Cardinals minor league leaders in games started (T5th) and strikeouts (7th)...ranked among Midwest League leaders in starts (1st), innings pitched (2nd), opp.

average (7th), ERA (8th), and WHIP (8th). **2021:** Ranked among Cardinals minor league leaders in WHIP (8th), opp. average (9th) and SO/BB ratio (4.00, 10th).

YR	CLUB	AGE	W-L	ERA	G	GS	SV	IP	H	R	ER	HR	HB	BB	SO	WHIP	AVG	WP	SO%	BB%	BF
18	DSL Cardinals Blue	17	0-0	13.50	3	0	1	3.1	4	6	5	0	0	7	4	3.30	.308	1	20.0	35.0	20
	DSL Cardinals Red	17	4-0	6.43	16	0	1	21.0	17	18	15	1	5	25	22	2.00	.215	5	20.2	22.9	109
19	DSL Cardinals Blue	18	2-1	5.88	17	0	2	26.0	18	20	17	1	0	19	32	1.42	.188	7	27.1	16.1	118
20	DID NOT PITCH -- NO MILB SEASON																				
21	Palm Beach (A)	20	4-5	*3.36	22	12	0	69.2	52	28	26	5	5	22	88	1.06	.201	4	30.6	7.6	288
22	Peoria (A+)	21	3-11	4.59	27	+25	0	121.2	110	67	62	14	8	53	119	1.34	.235	3	22.2	9.9	535
23	Peoria (A+)	22	3-4	4.61	30	11	0	80.0	75	43	41	7	6	52	59	1.59	.248	8	16.2	14.2	365
24	Peoria (A+)	23	3-1	2.32	33	0	3	50.1	33	18	13	4	5	21	52	1.07	.182	4	24.6	10.0	211
Minor League Totals			19-22	4.33	148	48	7	372.0	309	200	179	32	29	199	376	1.37	.221	32	22.8	12.1	1646

**RODRÍGUEZ, Luis****C****HEIGHT/WEIGHT:** 6'1 / 245 **BATS/THROWS:** R/R**BORN:** 10/7/2004 at Barquisimeto, Venezuela**HOW OBTAINED:** Signed by the Cardinals as an International free-agent on 1/15/2022

CAREER NOTES - CAREER: Has thrown out 30.0% (24 CS/80 SB ATT) of attempted base stealers.

YR	CLUB	AGE	AVG	G	AB	R	H	2B	3B	HR	RBI	BB	SO	SB	CS	OBP	SLG	OPS	HP	SH	SF	E
22	DSL Cardinals	17	.301	26	93	16	28	4	0	4	19	6	25	0	1	.347	.473	.820	1	0	1	3
23	FCL Cardinals	18	.221	29	95	10	21	*9	0	0	12	9	32	0	1	.308	.316	.624	3	0	0	5
24	FCL Cardinals	19	.235	6	17	5	4	1	0	0	3	2	5	0	0	.316	.294	.610	0	0	0	0
Minor League Totals			.259	61	205	31	53	14	0	4	34	17	62	0	2	.326	.385	.711	4	0	1	8

**RODRIGUEZ, Rainiel****C****HEIGHT/WEIGHT:** 5'8 / 209 **BATS/THROWS:** S/R**BORN:** 1/4/2007 at Pimentel, Dominican Republic**HOW OBTAINED:** Signed by the Cardinals as an International free-agent on 4/1/2024

CAREER NOTES - 2025: Rated as the No. 11 prospect in the Cardinals organization entering the season by *Baseball America*...participated in early workouts and seminars as part of the team's STEP Camp. **2024:** Ranked among Cardinals minor league leaders in batting average (1st), on-base pct. (1st), slugging pct. (1st), and OPS (1st)...ranked among all Rookie-level players in OPS (2nd), slugging pct. (2nd), HR (T4th),

extra-base hits (T4th) and batting average (8th).

YR	CLUB	AGE	AVG	G	AB	R	H	2B	3B	HR	RBI	BB	SO	SB	CS	OBP	SLG	OPS	HP	SH	SF	E
24	DSL Cardinals	17	*.345	41	142	35	*49	12	3	*10	*38	30	25	1	1	*.462	*.683	*1.145	6	0	6	3

RODRÍGUEZ, Ryan**RHP****HEIGHT/WEIGHT:** 6'2 / 171**BATS/THROWS:** R/R**BORN:** 8/31/2007 at Guadalajara, Mexico**HOW OBTAINED:** Signed by the Cardinals as an International free-agent on 1/15/2024

YR	CLUB	AGE	W-L	ERA	G	GS	SV	IP	H	R	ER	HR	HB	BB	SO	WHIP	AVG	WP	SO%	BB%	BF
24	DID NOT PITCH -- INJURY																				



SS/3B

**ROJAS, Daniel****HEIGHT/WEIGHT:** 5'11 / 160 **BATS/THROWS:** R/R**BORN:** 11/16/2005 at Bayaguana, Dominican Republic**HOW OBTAINED:** Signed by the Cardinals as an International free-agent on 1/15/2023**CAREER NOTES - 2024:** Ranked among Cardinals minor league leaders in triples (T4th)...was one of seven members of the fifth high school graduating class at the Cardinals Dominican Academy.

YR	CLUB	AGE	AVG	G	AB	R	H	2B	3B	HR	RBI	BB	SO	SB	CS	OBP	SLG	OPS	HP	SH	SF	E
23	DSL Cardinals	17	.241	37	137	18	33	5	3	0	16	11	34	*7	2	.318	.321	.639	5	0	1	11
24	DSL Cardinals	18	.248	39	145	15	36	2	*4	1	11	8	33	5	5	.292	.338	.630	1	0	0	13
Minor League Totals			.245	76	282	33	69	7	7	1	27	19	67	12	7	.305	.330	.635	6	0	1	24

**ROTONDO, Chris****HEIGHT/WEIGHT:** 6'0 / 194 **BATS/THROWS:** R/R**BORN:** 6/15/1999 at Bridgeport, CT**COLLEGE:** Villanova University (2018-22)**HIGH SCHOOL:** Fairfield (Conn.) College Preparatory**SIGNING SCOUT:** Jim Negrych**HOW OBTAINED:** Cardinals 19th round selection (577th overall) in the 2022 MLB Draft**CAREER NOTES - 2023:** Ranked among Cardinals minor league leaders in doubles (T1st), triples (3rd), walks (6th), on-base pct. (.390, 8th), runs (T8th) and stolen bases (10th). **COLLEGE:** Played as a graduate student in 2022 earning First Team All-Big East and ABCA/Rawlings East All-Region Second Team

honors...played in 177 consecutive games dating back to the 2018 season starting 165 straight games...tied for the school record with 15 career triples.

YR	CLUB	AGE	AVG	G	AB	R	H	2B	3B	HR	RBI	BB	SO	SB	CS	OBP	SLG	OPS	HP	SH	SF	E
22	Palm Beach (A)	23	.312	24	77	17	24	4	0	1	7	7	28	3	0	.379	.403	.782	2	0	1	1
23	Palm Beach (A)	24	.245	77	265	55	65	18	*5	3	30	50	75	8	0	.387	.385	.772	13	1	3	5
	Peoria (A+)	24	.277	39	137	22	38	12	1	5	28	21	40	10	0	.398	.489	.887	7	1	1	0
24	Springfield (AA)	25	.205	60	171	25	35	7	1	3	16	11	65	7	2	.265	.310	.575	3	2	0	2
	Peoria (A+)	25	.285	41	151	21	43	4	0	4	22	18	47	7	5	.377	.391	.768	5	0	1	2
Minor League Totals			.256	241	801	140	205	45	7	16	103	107	255	35	7	.362	.390	.752	30	4	6	10

RUJANO, Juan**HEIGHT/WEIGHT:** 6'2 / 203**BATS/THROWS:** R/R**BORN:** 12/14/2007 at Atalaya, Panama**HOW OBTAINED:** Signed by the Cardinals as an International free-agent on 1/15/2025

YR	CLUB	AGE	AVG	G	AB	R	H	2B	3B	HR	RBI	BB	SO	SB	CS	OBP	SLG	OPS	HP	SH	SF	E
2025 WILL BE HIS FIRST PROFESSIONAL SEASON																						

**SAEZ, Christian****HEIGHT/WEIGHT:** 6'2 / 208**BATS/THROWS:** L/R**BORN:** 2/20/2007 at Cienfuegos, Cuba**HOW OBTAINED:** Signed by the Cardinals as an International free-agent on 1/15/2024

YR	CLUB	AGE	AVG	G	AB	R	H	2B	3B	HR	RBI	BB	SO	SB	CS	OBP	SLG	OPS	HP	SH	SF	E
24	DSL Cardinals	17	.176	35	119	16	21	5	1	1	10	22	44	2	1	.317	.261	.578	3	0	1	6

**SALADIN, Darlin****RHP****HEIGHT/WEIGHT:** 6'0 / 195**BATS/THROWS:** R/R**BORN:** 12/28/2002 at San Pedro de Macoris, Dominican Republic**HOW OBTAINED:** Signed by the Cardinals as an International free-agent on 9/3/2019**CAREER NOTES - 2025:** Rated as the No. 24 prospect in the Cardinals organization entering the season by *Baseball America*...participated in early workouts and seminars as part of the team's STEP Camp.**2024:** Ranked among Cardinals minor league leaders in wins (T1st), strikeouts (T3rd), starter's ERA (4th, 2.71), innings pitched (7th), WHIP (8th, 1.11), SO/BB ratio (8th, 4.06), and games started (T10th).**2023:** Ranked among Cardinals minor league leaders in ERA (3.10, 9th). **2021:** Ranked among Cardinals minor league leaders in wins (T6th).**PRONUNCIATION:** sahl-uh-DEEN

YR	CLUB	AGE	W-L	ERA	G	GS	SV	IP	H	R	ER	HR	HB	BB	SO	WHIP	AVG	WP	SO%	BB%	BF
20	DID NOT PITCH -- NO MiLB SEASON																				
21	DSL Cardinals Red	18	*6-1	4.03	*20	0	1	38.0	33	22	17	0	3	15	31	1.26	*.224	6	18.8	9.1	165
22	DSL Cardinals	19	1-4	3.59	12	*12	0	*47.2	50	27	19	0	2	26	*51	1.59	.275	14	24.1	12.3	*212
23	FCL Cardinals	20	2-4	*2.85	12	+11	0	47.1	39	16	15	4	3	21	*47	*1.27	*.231	4	23.9	10.7	197
	Palm Beach (A)	20	0-1	9.00	1	0	0	2.0	2	2	2	0	0	2	3	2.00	.250	0	30.0	20.0	10
24	Palm Beach (A)	21	4-0	1.95	11	10	0	60.0	44	14	13	1	1	17	62	1.02	.207	2	26.8	7.4	231
	Peoria (A+)	21	6-3	3.43	12	11	0	63.0	59	24	24	3	4	16	72	1.19	.249	4	27.9	6.2	258
Minor League Totals		19-13	3-14	3.14	68	44	1	258.0	227	105	90	8	13	97	266	1.26	.237	30	24.8	9.0	1073

**SALAS, Juan (Gerardo)****RHP****HEIGHT/WEIGHT:** 6'0 / 179**BATS/THROWS:** R/R**BORN:** 2/14/2003 at Monterrey, Mexico**HOW OBTAINED:** Signed by the Cardinals as an International free-agent on 7/2/2019**CAREER NOTES - 2024:** Ranked among Cardinals minor league leaders in SO/BB ratio (2nd, 4.76), starter's ERA (3rd), WHIP (3rd), wins (T5th), games started (T8th) and strikeouts (9th)...ranked among all Single-A pitchers in ERA (2nd), WHIP (3rd), wins (T3rd), innings pitched (5th) and opp. average (5th).**2022:** Ranked among Cardinals minor league leaders in SO/BB ratio (6.00, 1st) and WHIP (3rd).

YR	CLUB	AGE	W-L	ERA	G	GS	SV	IP	H	R	ER	HR	HB	BB	SO	WHIP	AVG	WP	SO%	BB%	BF
20	DID NOT PITCH -- NO MiLB SEASON																				
21	DSL Cardinals Blue	18	0-2	2.89	12	5	0	18.2	14	7	6	1	1	3	17	0.91	.203	1	23.3	4.1	73
22	DSL Cardinals	19	3-1	3.61	11	10	0	47.1	38	22	19	4	2	8	48	*0.97	.221	2	25.9	4.3	185
23	FCL Cardinals	20	2-1	3.21	11	10	0	*47.2	46	25	17	5	1	16	39	1.30	.242	3	18.8	7.7	*207
	Palm Beach (A)	20	0-0	8.71	3	2	0	10.1	15	11	10	1	1	6	13	2.03	.349	1	25.0	11.5	52
24	Palm Beach (A)	21	9-5	*2.62	22	*22	0	113.1	93	43	33	9	6	25	119	*1.04	.222	4	26.2	5.5	454
Minor League Totals		14-9	3-22	3.22	59	49	0	237.1	206	108	85	20	11	58	236	1.11	.231	11	24.3	6.0	971



SALAZAR, Johnfrank

1B/3B
HEIGHT/WEIGHT: 6'2 / 199 **BATS/THROWS:** S/R

BORN: 8/5/2003 at Barcelona, Venezuela

HOW OBTAINED: Acquired during the Triple-A Phase of the Rule 5 Draft from the Boston Red Sox on 12/6/2023

MISC: Originally signed as an International free-agent by the Boston Red Sox on 8/5/2019

YR	CLUB	AGE	AVG	G	AB	R	H	2B	3B	HR	RBI	BB	SO	SB	CS	OBP	SLG	OPS	HP	SH	SF	E
20	DID NOT PLAY -- NO MiLB SEASON																					
21	DSL Red Sox Blue	17	.269	50	167	27	45	8	1	2	22	16	21	5	2	.353	.365	.718	6	1	1	11
22	FCL Red Sox	18	.327	32	101	21	33	8	2	0	16	17	9	3	0	.434	.446	.880	3	0	1	5
	Salem (A-BOS)	18	.257	19	74	9	19	3	1	0	8	5	17	0	0	.313	.324	.637	1	3	0	4
23	FCL Red Sox	19	.374	25	91	22	34	*11	0	3	20	5	12	2	0	.408	.593	1.001	3	0	4	0
	Salem (A-BOS)	19	.228	34	123	13	28	3	0	5	17	14	22	0	2	.307	.374	.681	0	0	0	6
24	Palm Beach (A)	20	.285	57	200	25	57	15	0	1	22	24	29	0	1	.373	.375	.748	4	1	0	10
	Peoria (A+)	20	.206	31	102	8	21	2	0	1	11	6	19	0	1	.257	.255	.512	2	1	3	2
Minor League Totals			.276	248	858	125	237	50	4	12	116	87	129	10	6	.353	.386	.739	19	6	9	38



SANTOS, Victor

RHP
HEIGHT/WEIGHT: 5'11 / 263 **BATS/THROWS:** R/R

BORN: 7/12/2000 at Villa Tapia, Dominican Republic

HOW OBTAINED: Acquired from the Boston Red Sox with RHP Nick Robertson in exchange for OF Tyler O'Neill on 12/8/2023

CAREER NOTES - 2024: Non-roster invitee to Major League Spring Training. **2023:** Missed the entire season with a right elbow strain...non-roster invitee to Major League Spring Training with Boston. **2022:** Eastern League Pitcher of the Week (May 30-June 5). **2021:** Red Sox Minor League Pitcher of the Month (August). **2019:** South Atlantic League Pitcher of the Week (June 17-23). **2018:** Phillies Minor League Co-Pitcher of the Month (July).

MISC: Originally signed by the Philadelphia Phillies as an International free-agent on 11/14/2016...acquired by the Boston Red Sox as the PTBNL from the Phillies on 7/17/2021, completing a deal for INF C.J. Chatham from 1/18/2021

YR	CLUB	AGE	W-L	ERA	G	GS	SV	IP	H	R	ER	HR	HB	BB	SO	WHIP	AVG	WP	SO%	BB%	BF
17	DSL Phillies Red	16	4-2	2.57	12	9	0	49.0	52	16	14	1	0	5	38	1.16	.268	3	18.8	2.5	202
18	GCL Phillies East	17	*6-1	3.03	11	*11	0	*59.1	63	21	20	4	1	4	65	1.13	.268	1	27.1	1.7	*240
19	Lakewood (A-PHI)	18	5-10	4.02	27	13	0	*105.1	106	54	47	11	9	18	89	1.18	.264	3	20.6	4.2	*433
20	DID NOT PITCH -- NO MiLB SEASON																				
21	Jersey Shore (A+-PHI)	20	2-1	1.33	9	1	1	20.1	17	7	3	2	1	5	25	1.08	.221	0	29.8	6.0	84
	Reading (AA-PHI)	20	1-1	3.05	4	4	0	20.2	17	7	7	2	0	4	15	1.02	.227	0	18.5	4.9	81
	Portland (AA-BOS)	20	4-2	2.58	10	8	0	45.1	43	15	13	5	2	6	45	1.08	.240	0	23.8	3.2	189
22	Portland (AA-BOS)	21	7-8	4.97	19	*16	0	*101.1	103	62	56	17	5	20	79	1.21	.259	1	18.6	4.7	*425
	Worcester (AAA-BOS)	21	3-4	4.95	9	9	0	43.2	47	24	24	6	1	14	47	1.40	.276	0	25.3	7.5	186
23	DID NOT PITCH -- INJURY																				
24	Memphis (AAA)	23	6-7	5.61	33	8	1	77.0	84	55	48	9	3	33	60	1.52	.289	1	18.0	9.9	334
Minor League Totals			38-36	4.00	134	79	2	522.0	532	261	232	57	22	109	463	1.23	.263	9	21.3	5.0	2174

* Led Team

+ Led League

**SAVACOO, Jason****RHP****HEIGHT/WEIGHT:** 6'2 / 212**BATS/THROWS:** R/R**BORN:** 5/21/2002 at Syracuse, NY**COLLEGE:** University of Maryland (2021-23)**HIGH SCHOOL:** Charles W. Baker HS (Baldwinsville, NY)**SIGNING SCOUT:** Jim Negrych**HOW OBTAINED:** Cardinals 6th round selection (185th overall) in the 2023 MLB Draft**CAREER NOTES - COLLEGE:** Finished his Maryland career ranked 2nd in wins (24) & 3rd in strikeouts (269). **PREP:** Named the 2019-20 Gatorade New York Baseball Player of the Year.**MISC:** Father, Christopher, played baseball at Wake Forest and Fairleigh Dickinson...older brother, Josh, played baseball at Ithaca College.

YR	CLUB	AGE	W-L	ERA	G	GS	SV	IP	H	R	ER	HR	HB	BB	SO	WHIP	AVG	WP	SO%	BB%	BF
23	Palm Beach (A)	21	0-0	9.53	4	0	0	5.2	3	6	6	2	0	5	6	1.41	.167	1	26.1	21.7	23
24	Palm Beach (A)	22	4-4	3.62	22	17	0	97.0	80	44	39	7	4	48	81	1.32	.231	5	20.2	12.0	401
Minor League Totals			4-4	3.94	26	17	0	102.2	83	50	45	9	4	53	87	1.32	.228	6	20.5	12.5	424

**SEQUERA, Leonel****RHP****HEIGHT/WEIGHT:** 6'1 / 200**BATS/THROWS:** R/R**BORN:** 8/6/2005 at Puerto La Cruz, Venezuela**HOW OBTAINED:** Signed by the Cardinals as an International free-agent on 1/15/2022

YR	CLUB	AGE	W-L	ERA	G	GS	SV	IP	H	R	ER	HR	HB	BB	SO	WHIP	AVG	WP	SO%	BB%	BF
22	DSL Cardinals	16	0-4	3.47	11	11	0	36.1	35	19	14	1	4	11	42	1.27	.243	2	26.1	6.8	161
23	FCL Cardinals	17	0-1	2.65	5	5	0	17.0	16	6	5	0	0	1	15	1.00	.250	2	23.1	1.5	65
24	FCL Cardinals	18	1-5	5.27	12	+12	0	41.0	49	34	24	4	5	14	43	1.54	.292	3	22.6	7.4	190
	Palm Beach (A)	18	1-0	2.13	7	6	0	38.0	30	11	9	0	1	14	25	1.16	.217	2	16.2	9.1	154
Minor League Totals			2-10	3.54	35	34	0	132.1	130	70	52	5	10	40	125	1.28	.253	9	21.9	7.0	570

**SEVERINO, Juan****RHP****HEIGHT/WEIGHT:** 6'1 / 186**BATS/THROWS:** R/R**BORN:** 6/6/2004 at San Pedro de Macoris, Dominican Republic**HOW OBTAINED:** Signed by the Cardinals as an International free-agent on 6/12/2021

YR	CLUB	AGE	W-L	ERA	G	GS	SV	IP	H	R	ER	HR	HB	BB	SO	WHIP	AVG	WP	SO%	BB%	BF
21	DSL Cardinals Red	17	2-2	6.11	16	1	0	17.2	25	19	12	1	4	17	17	2.38	.321	8	17.0	17.0	100
22	DSL Cardinals	18	0-0	9.92	14	0	0	16.1	20	19	18	1	3	18	13	2.33	.299	8	11.4	20.5	88
23	DSL Cardinals	19	0-4	6.08	15	3	1	26.2	34	30	18	0	2	17	31	1.91	.293	10	22.8	12.5	136
24	FCL Cardinals	20	0-2	6.25	18	2	0	31.2	34	23	22	2	4	22	34	1.77	.274	5	22.5	14.6	151
Minor League Totals			2-8	6.82	63	6	1	92.1	113	91	70	4	13	74	95	2.03	.294	31	20.0	15.6	475



SHOWALTER, Zack

RHP
HEIGHT/WEIGHT: 6'0 / 208

BATS/THROWS: R/R

BORN: 1/23/2004 at Tampa, FL

HIGH SCHOOL: Wesley Chapel (Fla.) HS

HOW OBTAINED: Acquired from the Baltimore Orioles with LHP Drew Rom & INF César Prieto for RHP Jack Flaherty on 8/1/2023

CAREER NOTES - 2025: Rated as the No. 28 prospect in the Cardinals organization entering the season by *Baseball America*...participated in early workouts and seminars as part of the team's STEP Camp. **2024:** Ranked among Cardinals minor league leaders in SO/9 (2nd, 15.47), saves (T4th), reliever's ERA (5th)

 and opp. average (10th)...rated as the No. 23 prospect in the Cardinals organization entering the season by *Baseball America*.

MISC: Originally selected by the Baltimore Orioles in the 11th round of the 2022 MLB Draft.

YR	CLUB	AGE	W-L	ERA	G	GS	SV	IP	H	R	ER	HR	HB	BB	SO	WHIP	AVG	WP	SO%	BB%	BF
22	DID NOT APPEAR																				
23	FCL Orioles	19	0-0	0.90	3	3	0	10.0	7	1	1	0	0	4	16	1.10	.194	2	40.0	10.0	40
	Delmarva (A-BAL)	19	0-2	3.10	6	5	0	20.1	19	8	7	1	3	10	25	1.43	.253	4	28.1	11.2	89
	Palm Beach (A)	19	0-0	0.00	1	0	0	1.0	0	0	0	0	0	1	1	1.00	.000	3	25.0	25.0	4
24	Palm Beach (A)	20	1-2	2.62	24	0	8	34.1	25	15	10	0	9	18	59	1.25	.203	4	38.6	11.8	153
Minor League Totals			1-4	2.47	34	8	8	65.2	51	24	18	1	12	33	101	1.28	.215	10	35.3	11.5	286



SHREVE, Ryan

RHP
HEIGHT/WEIGHT: 6'6 / 227

BATS/THROWS: R/R

BORN: 6/23/1998 at Santa Monica, CA

COLLEGE: University of the Pacific (Calif.) (2017-19)

HIGH SCHOOL: William Howard Taft Charter HS (Woodland Hills, CA)

HOW OBTAINED: Acquired during the Triple-A Phase of the Rule 5 Draft from the Minnesota Twins on 12/7/2022

CAREER NOTES - 2025: Participated in early workouts and seminars as part of the team's STEP Camp. **2024:** Ranked among Cardinals minor league leaders in games (T6th). **2022:** Midwest League Pitcher of the Week (August 1-7)...pitched for Glendale in the

Arizona Fall League.

MISC: Originally selected by the Minnesota Twins in the 16th round of the 2019 MLB Draft...father, Ken, played basketball at Deinson University.

YR	CLUB	AGE	W-L	ERA	G	GS	SV	IP	H	R	ER	HR	HB	BB	SO	WHIP	AVG	WP	SO%	BB%	BF
19	Elizabethtown (R-MIN)	21	2-2	3.40	141	2	3	45.0	55	21	17	3	2	7	58	1.38	.301	5	29.9	3.6	194
20	DID NOT PITCH -- NO MiLB SEASON																				
21	Fort Myers (A-MIN)	23	0-1	3.21	6	0	1	14.0	10	6	5	1	0	7	21	1.21	.185	1	34.4	11.5	61
	Cedar Rapids (A+-MIN)	23	4-3	3.63	22	1	2	34.2	21	17	14	1	0	16	49	1.07	.167	3	33.8	11.0	145
	FCL Twins	23	1-0	9.00	1	0	0	1.0	2	2	1	0	0	0	3	2.00	.400	0	60.0	0.0	5
22	Cedar Rapids (A+-MIN)	24	1-3	3.08	28	2	1	38.0	29	21	13	2	1	15	39	1.16	.207	3	24.5	9.4	159
23	Springfield (AA)	25	4-4	4.54	*44	0	0	71.1	73	36	36	12	1	27	63	1.40	.264	1	20.4	8.7	309
24	Springfield (AA)	26	6-2	4.20	25	0	0	40.2	42	20	19	4	1	9	46	1.25	.268	1	27.1	5.3	170
	Memphis (AAA)	26	1-0	4.18	15	0	0	32.1	36	17	15	4	0	16	24	1.61	.281	1	16.7	11.1	144
Minor League Totals			19-15	3.90	155	5	7	277.0	268	140	120	27	5	97	303	1.32	.251	15	25.5	8.2	1187



SPARKS, Nolan

RHP
HEIGHT/WEIGHT: 5'10 / 195

BATS/THROWS: R/R

BORN: 8/12/2002 at Castro Valley, CA

COLLEGE: University of Rochester (2021-24)

HIGH SCHOOL: Cherokee Trail HS (Aurora, CO)

SIGNING SCOUT: Jason Bryans

HOW OBTAINED: Cardinals 13th round selection (381st overall) in the 2024 MLB Draft

YR	CLUB	AGE	W-L	ERA	G	GS	SV	IP	H	R	ER	HR	HB	BB	SO	WHIP	AVG	WP	SO%	BB%	BF
24	Palm Beach (A)	21	3-0	2.35	10	0	1	15.1	9	8	4	1	0	7	18	1.04	.167	0	29.5	11.5	61

* Led Team

+ Led League



STROP, Royelny

OF

HEIGHT/WEIGHT: 6'0 / 175

BATS/THROWS: L/L

BORN: 6/4/2008 at Peravia, Dominican Republic

HOW OBTAINED: Signed by the Cardinals as an International free-agent on 1/15/2025

CAREER NOTES - 2025: Rated as the No. 18 prospect in the Cardinals organization entering the season by *Baseball America*.

MISC: Father, Pedro, had a 13-year career as a relief pitcher with four teams from 2009-2021.

PRONUNCIATION: ROY-el-nee strope

YR	CLUB	AGE	AVG	G	AB	R	H	2B	3B	HR	RBI	BB	SO	SB	CS	OBP	SLG	OPS	HP	SH	SF	E
2025 WILL BE HIS FIRST PROFESSIONAL SEASON																						



SUAREZ, José R.

OF

HEIGHT/WEIGHT: 6'2 / 234

BATS/THROWS: R/R

BORN: 8/9/2004 at Peravia, Dominican Republic

HOW OBTAINED: Signed by the Cardinals as an International free-agent on 1/15/2021

CAREER NOTES - 2025: Participated in early workouts and seminars as part of the team's STEP Camp.

2024: Was one of seven members of the fifth high school graduating class at the Cardinals Dominican Academy.

2022: Ranked among Cardinals minor league leaders in triples (T5th) and slugging pct. (8th).

YR	CLUB	AGE	AVG	G	AB	R	H	2B	3B	HR	RBI	BB	SO	SB	CS	OBP	SLG	OPS	HP	SH	SF	E
21	DSL Cardinals Blue	16	.295	31	88	10	26	3	1	1	9	17	31	0	1	.411	.386	.797	1	0	1	4
22	DSL Cardinals	17	.248	39	141	30	35	9	*4	6	28	16	46	3	1	.327	*.496	.823	2	0	3	1
23	FCL Cardinals	18	.200	33	*115	18	23	2	1	*4	*21	12	42	1	2	.290	.339	.629	3	0	1	2
24	FCL Cardinals	19	.271	37	140	23	38	8	1	4	18	11	43	3	2	.338	.429	.767	3	0	0	2
	Palm Beach (A)	19	.252	41	159	21	40	8	2	3	24	12	46	5	3	.312	.384	.696	2	0	0	1
Minor League Totals			.252	181	643	102	162	30	9	18	100	68	208	12	9	.331	.411	.742	11	0	5	10



SULLIVAN, William

1B

HEIGHT/WEIGHT: 6'4 / 226

BATS/THROWS: L/R

BORN: 11/25/2000 at Winter Park, FL

COLLEGE: Troy (Ala.) University (2023), Baylor University (2020-23)

HIGH SCHOOL: Dr. Phillips HS (Orlando, FL)

SIGNING SCOUT: Keanan Lamb

HOW OBTAINED: Cardinals 13th round selection (395th overall) in the 2023 MLB Draft

MISC: Attended the same high school as Cardinals manager Oli Marmol...brother, Matt, played baseball at University of West Florida and other brother, Jason, played lacrosse at Cleveland State.

YR	CLUB	AGE	AVG	G	AB	R	H	2B	3B	HR	RBI	BB	SO	SB	CS	OBP	SLG	OPS	HP	SH	SF	E
23	Palm Beach (A)	22	.308	32	104	14	32	6	2	1	16	15	24	2	1	.395	.433	.828	0	0	0	3
24	Peoria (A+)	23	.169	51	148	17	25	4	0	4	18	16	61	1	1	.285	.277	.562	8	0	0	5
Minor League Totals			.226	83	252	31	57	10	2	5	34	31	85	3	2	.330	.341	.671	8	0	0	8



TARLOW, Graysen

C

HEIGHT/WEIGHT: 5'10 / 197

BATS/THROWS: R/R

BORN: 7/7/2001 at Orange, CA

COLLEGE: California State University-Northridge (2021-23)

HIGH SCHOOL: Orange (Calif.) Lutheran HS

SIGNING SCOUT: Mike Garciaparra

HOW OBTAINED: Cardinals 19th round selection (575th overall) in the 2023 MLB Draft

CAREER NOTES - CAREER: Has thrown out 15.0% (6 CS/40 SB ATT) of attempted base stealers. 2024: Participated in early workouts and seminars as part of the team's STEP Camp. PREP: Was high school teammates with 2023 Cardinals Minor League Pitcher of the Year Max Rajcic.

YR	CLUB	AGE	AVG	G	AB	R	H	2B	3B	HR	RBI	BB	SO	SB	CS	OBP	SLG	OPS	HP	SH	SF	E
23	Palm Beach (A)	21	.200	20	45	7	9	3	0	1	10	11	9	0	0	.390	.333	.723	3	0	0	1
24	Peoria (A+)	22	.167	30	78	5	13	1	0	0	5	12	23	0	0	.275	.179	.454	0	0	1	1
Minor League Totals			.179	50	123	12	22	4	0	1	15	23	32	0	0	.320	.236	.556	3	0	1	2

* Led Team

+ Led League



TAVERAS, Bracewell

2B/SS
HEIGHT/WEIGHT: 6'0 / 188

BATS/THROWS: S/R

BORN: 6/5/2006 at Higüey, Dominican Republic

HOW OBTAINED: Signed by the Cardinals as an International free-agent on 1/15/2023

CAREER NOTES - 2025: Was one of nine members of the sixth high school graduating class at the Cardinals Dominican Academy.

YR	CLUB	AGE	AVG	G	AB	R	H	2B	3B	HR	RBI	BB	SO	SB	CS	OBP	SLG	OPS	HP	SH	SF	E
23	DSL Cardinals	17	.207	*43	169	22	35	*10	0	*4	17	7	32	2	0	.250	.337	.587	3	0	1	9
24	DSL Cardinals	18	.327	27	107	12	35	2	1	2	22	5	22	2	0	.351	.421	.772	0	0	2	3
Minor League Totals			.254	70	276	34	70	12	1	6	39	12	54	4	0	.289	.370	.659	3	0	3	12



TAVERAS, Leonardo

RHP
HEIGHT/WEIGHT: 6'4 / 238

BATS/THROWS: R/R

BORN: 9/7/1998 at La Vega, Dominican Republic

HOW OBTAINED: Signed by the Cardinals as an International free-agent on 9/12/2016

CAREER NOTES - 2025: Participated in early workouts and seminars as part of the team's STEP Camp.

2024: Ranked among Cardinals minor league leaders in games (T4th)...ranked among all Double-A pitchers in games (T5th). **2023:** Suspended 80 games for testing positive for a performance-enhancing substance on June 5. **2022:** Ranked among Cardinals minor league leaders in SO/9 IP (13.8, 5th). **2021:**

Ranked among Cardinals minor league leaders in games (T2nd) and SO/9 IP (12.4, 9th). **2018:** Ranked T3rd in the Dominican Summer League with eight saves....ranked among Cardinals minor league pitchers in saves (T6th)...made one appearance in the DSL playoffs, pitching 1.1 innings.

YR	CLUB	AGE	W-L	ERA	G	GS	SV	IP	H	R	ER	HR	HB	BB	SO	WHIP	AVG	WP	SO%	BB%	BF
17	DSL Cardinals	18	1-0	10.13	14	0	0	18.2	25	25	21	2	1	20	14	2.41	.329	4	14.3	20.4	98
18	DSL Cardinals Blue	19	5-1	2.89	*23	0	*8	37.1	26	15	12	2	1	24	44	1.34	.203	6	28.2	15.4	156
19	Johnson City (Rk+)	20	0-0	0.00	3	0	0	3.0	0	0	0	0	2	0	7	0.00	.000	1	63.6	0.0	11
	State College (SS-A)	20	1-1	3.68	6	0	1	7.1	3	5	3	0	3	4	10	0.95	.125	1	31.3	12.5	32
	Peoria (A)	20	1-0	4.50	6	0	3	8.0	9	4	4	0	1	7	13	2.00	.273	1	31.7	17.1	41
	Palm Beach (A+)	20	0-0	7.71	6	0	0	7.0	7	6	6	0	3	13	13	2.86	.250	3	29.5	29.5	44
20	DID NOT PITCH -- NO MILB SEASON																				
21	Peoria (A+)	21	1-6	6.22	*41	0	3	46.1	34	34	32	5	7	54	64	1.90	.207	9	28.2	23.8	227
22	Peoria (A+)	22	3-2	5.49	28	0	4	41.0	36	29	25	4	3	28	67	1.56	.229	1	35.4	14.8	189
	Springfield (AA)	22	0-0	6.75	7	0	0	9.1	4	7	7	1	0	11	10	1.61	.133	2	23.8	26.2	42
23	Peoria (A+)	23	1-1	3.10	11	0	2	20.1	11	10	7	3	4	8	38	0.93	.153	3	45.2	9.5	84
24	Springfield (AA)	24	1-4	4.27	47	0	1	65.1	59	38	31	7	7	45	71	1.59	.234	9	23.1	16.4	308
Minor League Totals		14-15		5.05	192	0	22	263.2	214	173	148	24	32	214	351	1.62	.220	40	28.5	17.4	1232

**TAYLOR, Curtis****RHP****HEIGHT/WEIGHT:** 6'7 / 232**BATS/THROWS:** R/R**BORN:** 7/25/1995 at Vancouver, Canada**COLLEGE:** University of British Columbia (2014-16)**HIGH SCHOOL:** Terry Fox Secondary (Port Coquitlam, British Columbia, Canada)**HOW OBTAINED:** Signed by the Cardinals as a minor league free-agent on 2/7/25**CAREER NOTES - 2025:** Participated in early workouts and seminars as part of the team's STEP Camp.**2023:** Pitched for Team Canada in the World Baseball Classic. **2019:** Souther League Mid-Season All-Star...non-roster invitee to Major League Spring Training with Tampa Bay. **2017:** Rated as the No. 10prospect in the Diamondbacks organization entering the season by *Baseball America*.

MISC: Originally selected by the Arizona Diamondbacks in the 4th round of the 2016 MLB Draft...acquired by the Tampa Bay Rays from the Diamondbacks in exchange for RHP Brad Boxberger on 11/30/2017...acquired by the Toronto Blue Jays along with RHP Edisson Gonzalez as the PTBNL from the Rays on 9/1/2019, completing a deal for 2B Eric Sogard from 7/28/2019...acquired by the Washington Nationals during the Triple-A Phase of the Rule 5 Draft from the Blue Jays on 12/8/2021...signed by the Chicago Cubs as a minor league free-agent on 1/31/2023...signed by the Minnesota Twins as a minor league free-agent on 5/4/2023...signed by Mexican League's Algodoneros Union Laguna on 6/25/2024.

YR	CLUB	AGE	W-L	ERA	G	GS	SV	IP	H	R	ER	HR	HB	BB	SO	WHIP	AVG	WP	SO%	BB%	BF
16	Hillsboro (SS-A-ARI)	20	1-0	2.20	17	0	3	16.1	13	5	4	0	0	5	23	1.10	.213	1	34.8	7.6	66
17	Kane County (A-ARI)	21	3-4	3.32	13	13	0	62.1	55	28	23	4	3	23	68	1.25	.235	4	26.1	8.8	261
18	Charlotte (A+-TB)	22	3-0	3.12	8	0	2	17.1	17	6	6	0	1	4	23	1.21	.254	1	31.5	5.5	73
	Montgomery (AA-TB)	22	3-4	2.37	30	4	6	60.2	34	16	16	6	2	26	74	0.99	.162	2	31.0	10.9	239
19	Montgomery (AA-TB)	23	0-3	3.06	15	1	7	17.2	14	9	6	0	2	5	16	1.08	.206	3	21.1	6.6	76
20	DID NOT PITCH -- NO MiLB SEASON																				
21	New Hampshire (AA-TOR)	25	2-3	7.63	11	1	0	15.1	15	19	13	4	0	9	25	1.57	.242	1	34.7	12.5	72
	Buffalo (AAA-TOR)	25	0-0	4.19	19	0	0	19.1	21	12	9	1	2	8	16	1.50	.276	1	18.6	9.3	86
22	Wilmington (A+-WSH)	26	0-1	7.71	4	0	0	4.2	4	4	4	2	1	2	5	1.29	.235	0	23.8	9.5	21
	Harrisburg (AA-WSH)	26	1-0	0.00	3	0	0	6.0	4	0	0	0	0	1	6	0.83	.190	0	27.3	4.5	22
	Rochester (AAA-WSH)	26	1-1	4.08	27	0	0	35.1	25	16	16	6	3	15	41	1.13	.191	0	27.5	10.1	149
23	Iowa (AAA-CHC)	27	0-0	12.27	3	0	0	3.2	5	5	5	1	0	4	7	2.45	.357	0	36.8	21.1	19
	Wichita (AA-MIN)	27	2-5	3.98	31	1	2	43.0	37	24	19	3	5	21	46	1.35	.230	6	24.3	11.1	189
	St. Paul (AAA-MIN)	27	0-0	0.00	1	0	0	1.0	2	0	0	0	0	0	1	2.00	.500	0	25.0	0.0	4
24	Unión Laguna (Ind.)	28	0-1	7.53	14	0	0	14.1	16	12	12	1	2	7	9	1.60	.281	2	13.6	10.6	66
Independent League Totals			0-1	7.53	14	0	0	14.1	16	12	12	1	2	7	9	1.60	.281	2	13.6	10.6	66
Minor League Totals			16-21	3.60	182	20	20	302.2	246	144	121	27	19	123	351	1.22	.218	19	27.5	9.6	1277

**THOMPSON, Brandt****RHP****HEIGHT/WEIGHT:** 5'9 / 180**BATS/THROWS:** R/R**BORN:** 7/4/2002 at Eden Prairie, MN**COLLEGE:** Missouri State University (2023-24), North Iowa Area CC (2021-22)**HIGH SCHOOL:** Eden Prairie HS**SIGNING SCOUT:** Dirk Kinney**HOW OBTAINED:** Cardinals 17th round selection (501st overall) in the 2024 MLB Draft

YR	CLUB	AGE	W-L	ERA	G	GS	SV	IP	H	R	ER	HR	HB	BB	SO	WHIP	AVG	WP	SO%	BB%	BF
24	DID NOT APPEAR																				



UGUETO, Miguel

OF

HEIGHT/WEIGHT: 6'2 / 185 BATS/THROWS: R/R BORN: 9/3/2002 at La Guaira, Venezuela
HOW OBTAINED: Acquired during the Triple-A Phase of the Rule 5 Draft from the Boston Red Sox on 12/11/2024

CAREER NOTES - 2023: Broke ankle in July and missed rest of the season. 2022: Missed three months of season with an adductor injury. 2021: Named FCL Post-Season All-Star.

MISC: Originally signed as an International free-agent by the Boston Red Sox on 8/30/2019

PRONUNCIATION: oo-GEH-toe

YR	CLUB	AGE	AVG	G	AB	R	H	2B	3B	HR	RBI	BB	SO	SB	CS	OBP	SLG	OPS	HP	SH	SF	E
20	DID NOT PLAY -- NO MiLB SEASON																					
21	FCL Red Sox	18	.331	35	127	26	*42	15	2	2	20	7	26	7	1	.370	.528	.898	1	0	0	0
22	Salem (A-BOS)	19	.311	22	90	11	28	7	1	0	12	4	17	3	1	.330	.411	.741	0	0	3	1
	FCL Red Sox	19	.500	1	4	0	2	0	0	0	2	0	0	1	0	.500	.500	1.000	0	0	0	0
23	Greenville (A+-BOS)	20	.216	51	194	20	42	9	1	2	20	8	50	12	3	.249	.304	.553	1	0	2	2
24	Greenville (A+-BOS)	21	.242	63	231	28	56	13	3	4	28	10	50	7	4	.273	.377	.650	2	0	6	4
Minor League Totals			.263	172	646	85	170	44	7	8	82	29	143	30	9	.294	.390	.684	4	0	11	7

VALDEZ, Yordy

OF

HEIGHT/WEIGHT: 5'11 / 155 BATS/THROWS: R/R BORN: 8/23/2008 at Santo Domingo, Dominican Republic
HOW OBTAINED: Signed by the Cardinals as an International free-agent on 1/15/2025

YR	CLUB	AGE	AVG	G	AB	R	H	2B	3B	HR	RBI	BB	SO	SB	CS	OBP	SLG	OPS	HP	SH	SF	E
2025 WILL BE HIS FIRST PROFESSIONAL SEASON																						



VARGAS, Giovanni

RHP

HEIGHT/WEIGHT: 6'1 / 190 BATS/THROWS: R/R BORN: 3/3/2006 at Durango, Mexico
HOW OBTAINED: Signed by the Cardinals as an International free-agent on 1/15/2023

YR	CLUB	AGE	W-L	ERA	G	GS	SV	IP	H	R	ER	HR	HB	BB	SO	WHIP	AVG	WP	SO%	BB%	BF
23	DSL Cardinals	17	1-2	5.50	14	1	1	18.0	22	15	11	0	1	11	24	1.83	.310	5	28.2	12.9	85
24	DSL Cardinals	18	1-2	6.75	13	0	1	16.0	15	12	12	0	0	17	17	2.00	.246	7	21.8	21.8	78
Minor League Totals			2-4	6.09	27	1	2	34.0	37	27	23	0	1	28	41	1.91	.280	12	25.2	17.2	163



VELASQUEZ, Facundo

OF

HEIGHT/WEIGHT: 6'2 / 183 BATS/THROWS: S/R
BORN: 1/16/2006 at Chaguarama, Venezuela
HOW OBTAINED: Signed by the Cardinals as an International free-agent on 1/15/2023

CAREER NOTES - 2024: Ranked among Cardinals minor league leaders in triples (T4th), OPS (5th), slugging pct. (5th), and on-base pct. (6th).

PRONUNCIATION: fah-KOON-doh

YR	CLUB	AGE	AVG	G	AB	R	H	2B	3B	HR	RBI	BB	SO	SB	CS	OBP	SLG	OPS	HP	SH	SF	E
23	DSL Cardinals	17	.185	42	146	16	27	4	2	*4	15	*26	66	4	0	.320	.322	.642	3	0	0	4
24	DSL Cardinals	18	.266	47	158	*36	42	7	*4	6	33	28	68	5	3	.393	.475	.868	7	0	3	1
Minor League Totals			.227	89	304	52	69	11	6	10	48	54	134	9	3	.358	.401	.759	10	0	3	5



VILLARROEL, Miguel

INF

HEIGHT/WEIGHT: 5'11 / 199 **BATS/THROWS:** R/R **BORN:** 12/23/2001 at Guiria, Venezuela
HOW OBTAINED: Acquired during the Triple-A Phase of the Rule 5 Draft from the Texas Rangers on 12/6/2023

CAREER NOTES - 2025: Participated in early workouts and seminars as part of the team's STEP Camp.
2024: Ranked among Cardinals minor league leaders in stolen bases (1st), triples (T1st), hits (4th), batting average (6th, .303), and doubles (T9th).

MISC: Originally signed as an International free-agent by the Texas Rangers on 7/4/2019.

YR	CLUB	AGE	AVG	G	AB	R	H	2B	3B	HR	RBI	BB	SO	SB	CS	OBP	SLG	OPS	HP	SH	SF	E
20	DID NOT PLAY -- NO MiLB SEASON																					
21	DSL Rangers 2	19	.302	50	182	28	*55	8	2	2	30	18	21	6	2	.376	.401	.777	4	0	1	3
22	ACL Rangers	20	.351	15	57	18	20	6	0	1	11	7	5	1	1	.433	.509	.942	2	0	1	2
	Down East (A-TEX)	20	.323	38	130	22	42	6	0	1	23	17	22	8	3	.405	.392	.797	1	1	0	4
23	Down East (A-TEX)	21	.231	68	260	32	60	12	1	4	36	12	56	18	0	.271	.331	.602	4	0	4	8
	ACL Rangers	21	.250	3	8	1	2	0	0	0	3	0	1	0	0	.250	.250	.500	0	0	0	0
24	Palm Beach (A)	22	.333	66	267	38	*89	14	4	1	35	15	60	*25	1	.372	.427	.799	2	0	1	10
	Peoria (A+)	22	.254	51	169	15	43	7	1	1	13	5	47	14	5	.288	.325	.613	3	4	0	11
Minor League Totals			.290	291	1073	154	311	53	8	10	151	74	212	72	12	.343	.382	.725	16	5	7	38



WATSON, Michael

LHP

HEIGHT/WEIGHT: 6'2 / 190 **BATS/THROWS:** L/L **BORN:** 6/18/2002 at Fort Worth, TX
COLLEGE: Sam Houston State Univ. (2024), Southwestern Assemblies of God (Tex.) Univ. (2021-23)
HIGH SCHOOL: Glen Rose (Tex.) HS **SIGNING SCOUT:** Pete Parise
HOW OBTAINED: Signed by the Cardinals as an non-drafted minor league free-agent on 7/18/24
MISC: Signed by the American Association's Kansas City Monarchs on 7/4/2024

YR	CLUB	AGE	W-L	ERA	G	GS	SV	IP	H	R	ER	HR	HB	BB	SO	WHIP	AVG	WP	SO%	BB%	BF
24	Kansas City (Ind.)	22	1-1	1.13	3	3	0	16.0	9	2	2	0	1	7	14	1.00	.167	0	22.2	11.1	63
	Palm Beach (A)	22	0-1	0.68	11	0	1	13.1	9	1	1	0	0	5	24	1.05	.200	2	47.1	9.8	51



RHP

**WEISS, Zack****HEIGHT/WEIGHT:** 6'2 / 215**BATS/THROWS:** R/R**BORN:** 6/16/1992 at Irvine, CA**COLLEGE:** University of California-Los Angeles (2011-13)**HIGH SCHOOL:** Northwood HS (Irvine, CA)**HOW OBTAINED:** Signed by the Cardinals as a minor league free-agent on 1/27/25**CAREER NOTES - 2025:** Participated in early workouts and seminars as part of the team's STEP Camp.**2024:** Transferred to the 60-day IL with a right shoulder strain on April 9...activated from the IL and outrighted off Twins 40-man roster on July 17. **2023:** Pitcher for Team Israel in the WBC. **2021:** Pitcher

for Israel in the Tokyo 2020 Olympic Games. **2018:** Made his Major League debut out of the bullpen on April 12 vs. St. Louis, allowing back-to-back home runs to his first two batters faced (Jose Martinez & Yadier Molina) before walking the next two batters and exiting the game. **2017:** Added to the Reds 40-man roster on November 17...rated as the No. 27 prospect in the Reds organization entering the season by *Baseball America*. **2016:** Missed the entire season after suffering an elbow injury while in Major League Spring Training...rated as the No. 22 prospect in the Reds organization entering the season by *Baseball America*. **2015:** Selected as a Reds organizational All-Star at right-handed RP by MiLB...named to the Southern League Post-Season All-Star team...Reds Minor League Pitcher of the Month (April & August)...played for Peoria in the Arizona Fall League. **COLLEGE:** Had a career-best 2.25 ERA as a reliever on the UCLA Bruins 2013 National Championship squad.

MISC: Selected by the Cincinnati Reds in the 6th round of the 2013 MLB Draft...originally selected by the Pittsburgh Pirates in the 10th round of the 2010 MLB Draft, but did not sign...signed by the Minnesota Twins as a minor league free-agent on 11/19/2018...signed by Atlantic League's Long Island Ducks on 7/19/2019...signed by the Cleveland Indians as a minor league free-agent on 2/21/2020...signed by Constellation Energy League's Sugar Land Skeeters on 8/4/2020...signed by the American Association's Kansas City Monarchs on 2/25/2021...signed by the Seattle Mariners as a minor league free-agent on 5/22/2021...signed by the Los Angeles Angels as a minor league free-agent on 11/28/2021...claimed off waivers by the Boston Red Sox from the Angels on 8/25/2023... claimed off waivers by the Minnesota Twins from the Red Sox on 2/7/2024...became a dual Israeli citizen in October 2018.

PRONUNCIATION: whice

YR	CLUB	AGE	W-L	ERA	G	GS	SV	IP	H	R	ER	HR	HB	BB	SO	WHIP	AVG	WP	SO%	BB%	BF
13	AZL Reds	21	0-0	0.00	2	0	0	2.0	1	1	0	0	1	1	2	1.00	.143	0	22.2	11.1	9
	Billings (R-CIN)	21	2-4	4.39	10	5	0	26.2	30	21	13	7	4	4	18	1.28	.275	3	14.8	3.3	122
14	Dayton (A-CIN)	22	2-4	2.42	34	0	3	63.1	50	18	17	4	3	21	80	1.12	.217	8	31.0	8.1	258
15	Daytona (A+ CIN)	23	0-0	0.00	9	0	5	11.2	2	0	0	0	0	1	22	0.26	.056	2	59.4	2.7	37
	Pensacola (AA-CIN)	23	1-3	2.42	45	0	+25	52.0	40	16	14	5	0	14	68	1.04	.214	2	33.5	6.9	203
16	DID NOT PITCH -- INJURY																				
17	Daytona (A+ CIN)	25	2-1	2.08	10	0	1	13.0	8	6	3	1	0	2	19	0.77	.178	1	39.6	4.2	48
	Pensacola (AA-CIN)	25	2-4	2.89	24	0	9	28.0	22	15	9	2	1	11	37	1.18	.210	5	31.1	9.2	119
18	Louisville (AAA-CIN)	26	2-2	9.00	11	1	1	11.0	13	14	11	3	0	15	11	2.55	.283	0	17.7	24.2	62
	CINCINNATI	26	0-0	----	1	0	0	0.0	2	4	4	2	0	2	0	----	1.000	0	0.0	50.0	4
	AZL Reds	26	0-1	4.26	5	1	0	6.1	6	4	3	0	0	1	6	1.11	.240	0	23.1	3.8	26
	Pensacola (AA-CIN)	26	1-0	1.17	5	0	0	7.2	5	2	1	0	0	4	9	1.17	.192	2	30.0	13.3	30
19	Rochester (AAA-MIN)	27	0-1	9.28	6	0	0	10.2	19	11	11	2	0	3	10	2.06	.380	4	18.5	5.6	54
	Pensacola (AA-MIN)	27	1-2	5.94	21	2	1	16.2	18	13	11	3	0	12	20	1.80	.305	3	26.7	16.0	75
	Long Island (Ind.)	27	4-1	4.68	16	0	1	25.0	23	14	13	2	0	12	34	1.40	.250	3	31.5	11.1	108
20	Sugar Land (Ind.)	28	1-0	5.40	5	0	0	6.2	9	4	4	2	0	2	7	1.65	---	1	22.6	6.5	31
21	Kansas City (Ind.)	29	0-0	4.50	1	0	0	2.0	1	1	1	0	0	1	5	1.00	.143	1	62.5	12.5	8
	Tacoma (AAA-SEA)	29	2-3	4.31	30	1	1	39.2	34	29	19	5	3	24	56	1.46	.225	2	30.8	13.2	182
22	Salt Lake (AAA-LAA)	30	2-3	4.50	43	0	3	50.0	44	29	25	6	2	21	65	1.30	.226	4	29.7	9.6	219
	LOS ANGELES (AL)	30	0-1	3.38	12	0	0	13.1	7	6	5	2	1	7	18	1.05	.152	2	32.1	12.5	56
23	Salt Lake (AAA-LAA)	31	2-1	6.03	30	0	2	37.1	42	25	25	6	0	24	50	1.77	.290	2	29.2	14.0	171
	LOS ANGELES (AL)	31	1-0	5.06	6	0	0	5.1	6	3	3	2	1	2	7	1.50	.273	0	28.0	8.0	25
	Worcester (AAA-BOS)	31	0-0	0.00	4	0	0	4.0	2	0	0	0	0	2	6	1.00	.154	0	40.0	13.3	15
	BOSTON	31	0-0	2.08	6	0	0	8.2	3	3	2	2	0	4	8	0.81	.107	0	24.2	12.1	33
24	FCL Twins	32	0-0	0.00	1	1	0	1.0	0	0	0	0	0	1	2	1.00	.000	0	50.0	25.0	4
	Fort Myers (A-MIN)	32	0-0	0.00	2	0	0	3.0	1	0	0	0	0	1	0	0.67	.111	0	0.0	10.0	10
	St. Paul (AAA-MIN)	32	2-1	5.40	18	0	0	25.0	36	16	15	3	3	11	32	1.88	.353	1	26.7	9.2	120
Independent League Totals			5-1	4.81	22	0	1	33.2	33	19	18	4	0	15	46	1.43	---	5	31.3	10.2	147
MAJOR League Totals			1-1	4.61	25	0	0	27.1	18	16	14	8	2	15	33	1.21	.184	2	28.0	12.7	118
Minor League Totals			21-30	3.89	299	9	50	409.0	373	220	177	47	17	173	513	1.33	.242	39	29.1	9.8	1764

* Led Team

+ Led League

**WILLIS, Alec****RHP****HEIGHT/WEIGHT:** 6'5 / 238**BATS/THROWS:** R/R**BORN:** 3/30/2003 at Denver, CO**HIGH SCHOOL:** Regis Jesuit HS (Aurora, CO)**SIGNING SCOUT:** Mauricio Rubio**HOW OBTAINED:** Cardinals 7th round selection (211th overall) in the 2021 MLB Draft**CAREER NOTES - 2025:** Participated in early workouts and seminars as part of the team's STEP Camp.**2023:** Rated as the No. 17 prospect in the Cardinals organization entering the season by *Baseball**America*. **2022:** Rated as the No. 23 prospect in the Cardinals organization entering the season by*Baseball America*. **PREP:** Went 3-1 with a 0.72 ERA and 54 strikeouts in 29.0 innings for Regis Jesuit in

his senior season in 2021...underwent ulnar nerve decompression surgery in 2020...Led Regis to the 2019 5A Colorado State Championship with a 1.53 ERA in nine outings.

YR	CLUB	AGE	W-L	ERA	G	GS	SV	IP	H	R	ER	HR	HB	BB	SO	WHIP	AVG	WP	SO%	BB%	BF
21	FCL Cardinals	18	0-0	0.00	1	1	0	1.0	0	0	0	0	0	0	1	0.00	.000	0	33.3	0.0	3
22	FCL Cardinals	19	0-1	1.59	6	4	0	11.1	6	3	2	1	1	2	16	0.71	.140	1	34.8	4.3	46
23	DID NOT PITCH -- INJURY																				
24	Palm Beach (A)	21	0-0	0.00	2	0	0	3.0	1	0	0	0	0	2	4	1.00	.111	0	36.4	18.2	11
Minor League Totals			0-1	1.17	9	5	0	15.1	7	3	2	1	1	4	21	0.72	.127	1	35.0	6.7	60

**WINQUEST, Cade****RHP****HEIGHT/WEIGHT:** 6'1 / 217**BATS/THROWS:** R/R**BORN:** 4/30/2000 at Fort Worth, TX**COLLEGE:** University of Texas-Arlington (2019-22)**HIGH SCHOOL:** V.R. Eaton HS (Fort Worth, TX)**SIGNING SCOUT:** Pete Parise**HOW OBTAINED:** Cardinals 8th round selection (247th overall) in the 2022 MLB Draft**CAREER NOTES - 2025:** Participated in early workouts and seminars as part of the team's STEP Camp.**2024:** Participated in early workouts and seminars as part of the team's STEP Camp.

YR	CLUB	AGE	W-L	ERA	G	GS	SV	IP	H	R	ER	HR	HB	BB	SO	WHIP	AVG	WP	SO%	BB%	BF
22	DID NOT APPEAR																				
23	Palm Beach (A)	23	3-7	4.87	24	13	0	77.2	70	47	42	6	6	35	81	1.35	.241	4	24.2	10.4	335
24	Peoria (A+)	24	0-2	3.10	9	2	1	29.0	19	10	10	1	3	18	28	1.28	.186	4	22.6	14.5	124
Minor League Totals			3-9	4.39	33	15	1	106.2	89	57	52	7	9	53	109	1.33	.226	8	23.7	11.5	459

**WORLEY, Christian****RHP****HEIGHT/WEIGHT:** 6'1 / 211**BATS/THROWS:** R/R**BORN:** 6/14/2002 at Durham, NC**COLLEGE:** Virginia Polytechnic Institute and State University (2021-23)**HIGH SCHOOL:** Halifax County HS (South Boston, VA)**SIGNING SCOUT:** TC Calhoun**HOW OBTAINED:** Cardinals 9th round selection (275th overall) in the 2023 MLB Draft

YR	CLUB	AGE	W-L	ERA	G	GS	SV	IP	H	R	ER	HR	HB	BB	SO	WHIP	AVG	WP	SO%	BB%
23	DID NOT APPEAR																			
24	DID NOT PITCH -- INJURY																			



RHP



YNFANTE, Nelfy

HEIGHT/WEIGHT: 6'3 / 188 BATS/THROWS: R/R

BORN: 2/1/2005 at Pimentel, Dominican Republic

HOW OBTAINED: Signed by the Cardinals as an International free-agent on 1/15/2022

CAREER NOTES - **2025**: Rated as the No. 23 prospect in the Cardinals organization entering the season by *Baseball America*. **2024**: Ranked among Cardinals minor league leaders in starter's ERA (8th, 3.17)...ranked among all Rookie-level pitchers in strikeouts (8th). **2023**: Ranked among Cardinals minor league leaders in WHIP (9th)..was one of eight members of the fourth high school graduating class at the Cardinals Dominican Academy. **2022**: Ranked among Cardinals minor league leaders in ERA (1.96, 3rd).

YR	CLUB	AGE	W-L	ERA	G	GS	SV	IP	H	R	ER	HR	HB	BB	SO	WHIP	AVG	WP	SO%	BB%	BF
22	DSL Cardinals	17	3-0	*1.96	11	8	0	41.1	33	15	9	1	3	19	39	1.26	*.219	2	22.3	10.9	175
23	DSL Cardinals	18	*3-1	4.50	9	*9	0	30.0	27	17	15	2	4	11	34	1.27	*.241	4	26.6	8.6	128
24	FCL Cardinals	19	4-2	3.29	13	11	0	+52.0	51	23	19	2	0	17	+62	1.31	.254	5	28.3	7.8	*219
	Palm Beach (A)	19	2-0	2.70	8	0	1	13.1	12	4	4	1	1	7	12	1.43	.231	3	19.7	11.5	61
Minor League Totals			12-3	3.10	41	28	1	136.2	123	59	47	6	8	54	147	1.30	.238	14	25.2	9.3	583

ZULUETA, Earle

RHP

HEIGHT/WEIGHT: 6'4 / 227

BATS/THROWS: R/R

BORN: 12/20/2006 at Havana, Cuba


HOW OBTAINED: Signed by the Cardinals as an International free-agent on 1/15/2024

YR	CLUB	AGE	W-L	ERA	G	GS	SV	IP	H	R	ER	HR	HB	BB	SO	WHIP	AVG	WP	SO%	BB%	BF
24																					
DID NOT APPEAR																					

**GET AUTHENTIC,
ON-FIELD GEAR FROM
THE OFFICIAL SOURCE.**



A  Fanatics Experience



2025 OFFICIAL



MEDIA GUIDE

2024 SEASON IN REVIEW

STADIUM • 11-TIME WORLD SERIES CHAMPIONS • ST. LOUIS CARDINALS • BUSCH STADIUM



2024 FINAL STANDINGS

N.L. EAST

	W	L	PCT.	GB
PHILADELPHIA*	95	67	.586	-
ATLANTA#	89	73	.549	6.0
NEW YORK#	89	73	.549	6.0
WASHINGTONG	71	91	.438	24.0
MIAMI	62	100	.383	33.0

N.L. CENTRAL

	W	L	PCT.	GB
MILWAUKEE*	93	69	.574	-
ST. LOUIS	83	79	.512	10.0
CHICAGO	83	79	.512	10.0
CINCINNATI	77	85	.475	16.0
PITTSBURGH	76	86	.469	17.0

N.L. WEST

	W	L	PCT.	GB
LOS ANGELES*	98	64	.605	-
SAN DIEGO#	93	69	.574	5.0
ARIZONA	89	73	.549	9.0
SAN FRANCISCO	80	82	.494	18.0
COLORADO	61	101	.377	37.0

* Division winner

Wild Card

A.L. EAST

	W	L	PCT.	GB
NEW YORK*	94	68	.580	-
BALTIMORE#	91	71	.562	3.0
BOSTON	81	81	.500	13.0
TAMPA BAY	80	82	.494	14.0
TORONTO	74	88	.457	20.0

A.L. CENTRAL

	W	L	PCT.	GB
CLEVELAND*	92	69	.571	-
KANSAS CITY#	86	76	.531	6.5
DETROIT#	86	76	.531	6.5
MINNESOTA	82	80	.506	10.5
CHICAGO	41	121	.253	51.5

A.L. WEST

	W	L	PCT.	GB
HOUSTON*	88	73	.547	-
SEATTLE	85	77	.525	3.5
TEXAS	78	84	.481	10.5
OAKLAND	69	93	.426	19.5
LOS ANGELES	63	99	.389	25.5

2024 CARDINALS VS. OPPONENTS

N.L. EAST

	Home		Road		Totals	
	W	L	W	L	W	L
Atlanta	2	1	2	1	4	2
Miami	2	1	1	2	3	3
New York	0	3	2	1	2	4
Philadelphia	1	2	1	2	2	4
Washington	1	2	3	1	4	3
TOTALS	6	9	9	7	15	16

N.L. CENTRAL

	Home		Road		Totals	
	W	L	W	L	W	L
Chicago	4	2	3	4	7	6
Cincinnati	4	3	2	4	6	7
Milwaukee	2	4	3	4	5	8
Pittsburgh	5	2	3	3	8	5
TOTALS	15	11	11	15	26	26

N.L. WEST

	Home		Road		Totals	
	W	L	W	L	W	L
Arizona	2	1	1	2	3	3
Colorado	2	2	2	1	4	3
Los Angeles	1	2	1	3	2	5
San Diego	2	2	2	1	4	3
San Francisco	3	0	2	1	5	1
TOTALS	10	7	8	8	18	15

A.L. EAST

	Home		Road		Totals	
	W	L	W	L	W	L
Baltimore	3	0	0	0	3	0
Boston	2	1	0	0	2	1
New York	0	0	2	1	2	1
Tampa Bay	2	1	0	0	2	1
Toronto	0	0	0	3	0	3
TOTALS	7	2	2	4	9	6

A.L. CENTRAL

	Home		Road		Totals	
	W	L	W	L	W	L
Chicago	1	2	0	0	1	2
Cleveland	2	1	0	0	2	1
Detroit	0	0	1	2	1	2
Kansas City	0	2	1	1	1	3
Minnesota	0	0	2	1	2	1
TOTALS	3	5	4	4	7	9

A.L. WEST

	Home		Road		Totals	
	W	L	W	L	W	L
Houston	0	0	1	2	1	2
Los Angeles	0	0	2	1	2	1
Oakland	0	0	2	1	2	1
Seattle	1	2	0	0	1	2
Texas	2	1	0	0	2	1
TOTALS	3	3	5	4	8	7
OVERALL TOTALS	44	37	39	42	83	79



2024 CARDINALS WON-LOST BREAKDOWN

	Home		Road		Totals	
	W	L	W	L	W	L
Shutouts	7	3	2	3	9	6
Shutouts - Individual	0	0	0	0	0	0
Extra Innings	1	4	7	5	8	9
One-Run Decisions	14	11	15	11	29	22
Two-Run Decisions	8	7	4	6	12	13
vs. LH Starters	13	9	11	11	24	20
vs. RH Starters	31	28	28	31	59	59
Grass Fields	44	37	37	35	81	72
Artificial Fields	0	0	2	7	2	7
Day Games	16	15	16	19	32	34
Night Games	28	22	23	23	51	45
March	0	0	1	3	1	3
April	5	7	8	6	13	13
May	8	5	5	7	13	12
June	11	6	5	6	16	12
July	5	7	8	5	13	12
August	7	7	5	9	12	16
September	8	5	7	6	15	11

	WON	LOST
Starters	52	51
Relievers	31	28
Streaks	5	7

DOUBLE-HEADERS	WON	LOST	SPLIT
Home	1	1	1
Road	0	0	2

	ST. LOUIS	OPPONENTS
Double Plays	155	110
Triple Plays	0	0
Errors	75	81
Left On Base	1149	1017
Grand Slam HR	3	2
Home Runs - Home	79	71
Home Runs - Road	86	103

2024 CARDINALS RECORD WHEN

Scoring first	62-24
Opponent scores first	21-55
Scoring 4 or more runs	63-24
Scoring 3 runs	12-17
Scoring 2 or fewer runs	8-38
Scoring in 3 or fewer innings	58-71
Scoring in 4 or more innings	25-7
First game of Series	24-28
Last game of Series	26-26
First game of road trip	6-8
Last game of road trip	5-9
First game of homestand	5-8
Last game of homestand	9-4
Following off-days	10-13
Final at-bat decisions	20-17
Come-from-behind wins/losses	32-36

Walk-off wins/losses	4-7
Out-hit opponents	58-16
Out-hit by opponents	16-58
Errorless games	55-47
Extra innings	7-9
Shutouts	9-6
Leading after 7 innings	63-4
Tied after 7 innings	13-11
Trailing after 7 innings	7-64
Leading after 8 innings	69-1
Tied after 8 innings	10-9
Trailing after 8 innings	4-69
Runs via HR	246
Opponent runs via HR	273
Review Challenges	15-19

By Day:	
Monday	9-10
Tuesday	14-10
Wednesday	14-12
Thursday	7-8
Friday	11-12
Saturday	14-15
Sunday	14-12
By Month:	
Spring	13-12-5
March	1-3
April	13-13
May	13-12
June	16-12
July	13-12
August	12-16
September	15-11
By Series:	
Won: 28	Split: 5
Lost: 18	Sweeps: 3-5

SCORING BY INNING

	1	2	3	4	5	6	7	8	9	10	11	12+	Total
CARDINALS	74	64	91	71	72	66	89	80	42	15	3	5	672
OPPONENTS	81	78	81	62	131	92	74	61	37	15	6	1	719

MARGIN OF VICTORY

	1	2	3	4	5	6	7	8	9	10	11	12+	Total
CARDINALS	29	12	19	9	8	2	2	1	1	0	0	0	229
OPPONENTS	22	13	12	6	11	6	4	2	1	0	1	1	276



2024 CARDINALS DAY BY DAY

Date	Team	H/R D/N	Score	Winner-Loser-Save	ATT	W-L	STD	GA/GB
3/28	LAD	R/D	L, 7-1	Glasnow-Mikolas-Yarbrough	#52,667	0-1	T-4	-1.0
3/29	LAD	R/N	L, 6-3	B. Miller-Thompson-Phillips	47,524	0-2	5	-2.0
3/30	LAD	R/N	W, 6-5 (10)	Helsley-Hurt-Gallegos	45,019	1-2	4	-2.0
3/31	LAD	R/N	L, 5-4	Crismatt-King-D. Hudson	41,014	1-3	5	-3.0
MARCH TOTALS						1-3	5	-3.0
4/1	SD	R/N	W, 6-2	Gibson-Waldron	37,566	2-3	5	-3.0
4/2	SD	R/N	W, 5-2	Mikolas-Darvish-Helsley	#43,076	3-3	5	-2.5
4/3	SD	R/D	L, 3-2	Musgrove-Thompson-Suarez	38,835	3-4	5	-2.5
4/4	MIA	H/D	W, 8-5	Gallegos-S. Sanchez-Helsley	#47,273	4-4	5	-2.5
4/5	OPEN DATE					4-4	5	-2.0
4/6	MIA	H/D	W, 3-1	Matz-Rogers-Helsley	37,328	5-4	5	-2.0
4/7	MIA	H/D	L, 10-3	Meyer-Gibson	39,519	5-5	5	-3.0
4/8	PHI	H/N	L, 5-3 (10)	Hoffman-Helsley-Soto	32,621	5-6	5	-4.0
4/9	PHI	H/N	W, 3-0	Gray-Wheeler-Helsley	31,972	6-6	5	-3.0
4/10	PHI	H/N	L, 4-3	Nola-Pallante-Hoffman	33,104	6-7	5	-3.5
4/11	OPEN DATE					6-7	5	-3.0
4/12	ARI	R/N	W, 9-6	Gallegos-Mantiply-Helsley	29,247	7-7	5	-3.0
4/13	ARI	R/N	L, 4-2	R.Nelson-Gibson-Ginkel	33,460	7-8	5	-4.0
4/14	ARI	R/D	L, 5-0	Gallen-Mikolas	26,460	7-9	5	-4.0
4/15	OAK	R/N	W, 3-1	Gray-Stripling-Helsley	5,508	8-9	5	-3.0
4/16	OAK	R/N	W, 3-2	Lynn-Jimenez-Helsley	3,296	9-9	5	-2.0
4/17	OAK	R/D	L, 6-3	Blackburn-Matz-Miller	9,551	9-10	5	-3.0
4/18	OPEN DATE					9-10	5	-3.0
4/19	MIL	H/N	L, 2-1 (10)	Payamps-Helsley-Milner	40,147	9-11	5	-4.0
4/20	MIL	H/D	L, 12-5	B.Wilson-Mikolas	41,949	9-12	5	-5.0
4/21	MIL	H/D	L, 2-0	B.Hudson-Gray-Payamps	40,715	9-13	5	-6.0
4/22	ARI	H/N	W, 5-3	Helsley-Thompson	33,036	10-13	5	-5.0
4/23	ARI	H/N	L, 14-1	Henry-Matz-Allen	32,875	10-14	5	-5.0
4/24	ARI	H/N	W, 5-1	Gibson-Montgomery	36,390	11-14	5	-5.0
4/25	OPEN DATE					11-14	5	-5.5
4/26	NYM	R/N	W, 4-2	Mikolas-Buttó-Helsley	24,159	12-14	5	-5.5
4/27	NYM	R/D	W, 7-4	Gray-Houser-Helsley	32,332	13-14	5	-4.5
4/28	NYM	R/D	L, 4-2 (10)	Garrett-Liberatore	30,980	13-15	5	-4.5
4/29	DET	R/N		Postponed to 4/30 (rain)		13-15	5	-4.5
4/30	DET	R/D*	W, 2-1	Liberatore-S.Miller-Helsley		14-15	5	-4.0
	DET	R/D	L, 11-6	Holton-Leahy	16,290	14-16	4	-4.5
APRIL TOTALS					446,929	14-16	4	-4.5
5/1	DET	R/D	L, 4-1	Maeda-Mikolas-Lange	16,035	14-17	4	-5.5
5/2	OPEN DATE					14-17	4	-5.5
5/3	CWS	H/N	W, 3-0	Gray-Keller-Helsley	34,010	15-17	4	-5.5
5/4	CWS	H/D	L, 6-5 (10)	Kopech-Fernandez-Banks	38,559	15-18	4	-5.5
5/5	CWS	H/D	L, 5-1	Crochet-Gallegos	43,046	15-19	5	-5.5
5/6	NYM	H/N	L, 4-3	Manaea-Kittredge-Diaz	31,283	15-20	5	-5.5
5/7	NYM	H/N	L, 7-5	Buttó-Mikolas-Ottavino	32,606	15-21	5	-6.5
5/8	NYM	H/D		Postponed to 8/5 (rain)		15-21	5	-6.0
5/9	MIL	R/N	L, 7-1	Koenig-Gray	25,031	15-22	5	-7.0
5/10	MIL	R/N	L, 11-2	Gasser-Lynn-Herget	30,104	15-23	5	-8.0
5/11	MIL	R/N	L, 5-3	Milner-Kittredge-Megill	34,028	15-24	5	-9.0
5/12	MIL	R/D	W, 4-3	Mikolas-Peguero-Helsley	36,865	16-24	5	-8.0
5/13	LAA	R/N	W, 10-5	Leahy-Moore	22,814	17-24	T-4	-7.0
5/14	LAA	R/N	W, 7-6	Gray-Strickland-Helsley	21,490	18-24	T-4	-7.0
5/15	LAA	R/N	L, 7-2	Canning-Lynn	21,961	18-25	T-4	-8.0
5/16	OPEN DATE					18-25	5	-8.0



2024 CARDINALS DAY BY DAY

Date	Team	H/R D/N	Score	Winner-Loser-Save	ATT	W-L	STD	GA/GB
5/17	BOS	H/N	W, 10-6	Gibson-Bello	37,961	19-25	4	-7.0
5/18	BOS	H/N	W, 7-2	Romero-Slaten	40,690	20-25	4	-7.0
5/19	BOS	H/D	L, 11-3	Pivetta-Liberatore	39,316	20-26	4	-7.0
5/20	BAL	H/N	W, 6-3	Gray-Kremer-Helsley	35,598	21-26	4	-6.0
5/21+	BAL	H/N	W, 3-1	Lynn-Webb-Helsley	32,582	22-26	4	-6.0
5/22	BAL	H/D	W, 5-4	King-Irvin-Fernandez	33,324	23-26	3	-5.0
5/23				OPEN DATE		23-26	3	-5.0
5/24	CHI	H/N		Postponed to 7/13 (rain)		23-26	3	-5.5
5/25	CHI	H/N	W, 7-6	Romero-Leiter-Helsley	#45,071	24-26	3	-5.5
5/26	CHI	H/N	W, 4-3	Gray-Assad-Helsley	40,892	25-26	3	-4.5
5/27	CIN	R/D	L, 3-1	Lodolo-Lynn-Sims	24,797	25-27	3	-5.5
5/28	CIN	R/N	W, 7-1	Gibson-Abbott	19,471	26-27	3	-4.5
5/29	CIN	R/D	W, 5-3	Pallante-Montas-Helsley	18,713	27-27	T-2	-4.5
5/30				OPEN DATE		27-27	2	-5.0
5/31	PHI	R/N	L, 4-2	Nola-Mikolas-Hoffman	#44,742	27-28	2	-6.0
				MAY TOTALS	484,938	13-12	2	-6.0
6/1	PHI	R/N	L, 6-1	Turnbull-Gray	#44,668	27-29	T-2	-7.0
6/2	PHI	R/N	W, 5-4 (10)	King-Soto-Helsley	41,190	28-29	2	-7.0
6/3	HOU	R/N	L, 7-4	Montero-Romero-Hader	33,638	28-30	T-2	-7.0
6/4	HOU	R/N	L, 7-2	Scott-Pallante	33,468	28-31	3	-7.0
6/5	HOU	R/D	W, 4-2	Mikolas-Blanco-Helsley	32,047	29-31	3	-6.0
6/6	COL	H/N	L, 3-2	Quantrill-Gray-Kinley	33,332	29-32	T-3	-6.5
6/7	COL	H/N	W, 8-5	Romero-Carasiti-Helsley	35,229	30-32	T-2	-6.5
6/8	COL	H/D	L, 6-5	Vodnik-Kittredge-Kinley	34,577	30-33	T-4	-7.5
6/9	COL	H/D	W, 5-1	Pallante-Blach	40,219	31-33	T-2	-6.5
6/10				OPEN DATE		31-33	T-2	-7.0
6/11	PIT	H/N	L, 2-1	Holderman-Helsley-Bednar	34,278	31-34	T-3	-7.0
6/12	PIT	H/N	W, 4-2	Gray-Falter-Helsley	36,608	32-34	T-2	-7.0
6/13	PIT	H/D	W, 4-3	Roycroft-Keller-Kittredge	33,398	33-34	2	-6.5
6/14	CHI	R/D	W, 3-0	Gibson-Wesneski-Helsley	40,160	34-34	2	-5.5
6/15	CHI	R/D	L, 5-1	Imanaga-Pallante	40,088	34-35	2	-6.5
6/16	CHI	R/D	W, 2-1	Mikolas-Tallion-Helsley	39,118	35-35	2	-6.5
6/17	MIA	R/N	W, 7-6 (12)	Kittredge-Puk	9,468	36-35	2	-5.5
6/18	MIA	R/N	L, 9-8 (10)	Faucher-Roycroft	8,850	36-36	2	-6.5
6/19	MIA	R/D	L, 4-3	Scott-Fernandez	11,830	36-37	2	-7.5
6/20	SF^	H/N	W, 6-5	Pallante-K. Winn-Helsley	8,332	37-37	2	-6.5
6/21				OPEN DATE		37-37	2	-6.0
6/22	SF	H/D	W, 9-4	Mikolas-Hicks	41,815	38-37	2	-5.0
6/23	SF	H/D	W, 5-3	Gray-Webb-Helsley	37,492	39-37	2	-5.0
6/24	ATL	H/N	W, 4-3	Lynn-Schwellenbach-Helsley	36,005	40-37	2	-5.0
6/25	ATL	H/N		Postponed to 6/26 (rain)		40-37	2	-5.5
6/26	ATL	H/D*	L, 6-2	López-Gibson	33,997	40-38	2	-6.0
	ATL	H/N	W, 4-1	Liberatore-Elder-Helsley	33,921	41-38	2	-6.0
6/27	CIN	H/N	L, 11-4	Abbott-Mikolas	32,787	41-39	2	-6.5
6/28	CIN	H/N	W, 1-0	Pallante-Montas-Helsley	40,220	42-39	2	-6.5
6/29	CIN	H/D	L, 9-4	Spiers-Gray	39,164	42-40	2	-6.5
6/30	CIN	H/D	W, 2-0	Lynn-Greene-Helsley	40,951	43-40	2	-6.5
				JUNE TOTALS	592,325	16-12	2	-6.5
7/1				OPEN DATE		43-40	2	-6.0
7/2	PIT	R/N	W, 7-4	Gibson-M.Keller-Helsley	17,701	44-40	2	-6.0
7/3	PIT	R/N	L, 5-4 (10)	Chapman-Kittredge	20,237	44-41	2	-7.0
7/4	PIT	R/D	W, 3-2 (10)	King-Santana	20,990	45-41	2	-6.0
7/5	WSH	R/N	W, 7-6 (10)	Helsley-Floro	24,072	46-41	2	-5.0

2024 SEASON REVIEW



2024 CARDINALS DAY BY DAY

Date	Team	H/R D/N	Score	Winner-Loser-Save	ATT	W-L	STD	GA/GB
7/6	WSH	R/D	L, 14-6	Barnes-Lynn	21,838	46-42	2	-5.0
7/7	WSH	R/D	W, 8-3	Gibson-Herz	19,782	47-42	2	-5.0
7/8	WSH	R/D	W, 6-0	Mikolas-Parker	16,454	48-42	2	-4.5
7/9	KC	H/N		Postponed to 7/10 (rain)		48-42	2	-4.0
7/10	KC	H/D*	L, 6-4	Marsh-Pallante-McArthur	32,108	48-43	2	-4.5
	KC	H/N	L, 8-5	Wacha-Graceffo-McArthur	37,898	48-44	2	-5.5
7/11				OPEN DATE		48-44	2	-5.0
7/12	CHI	H/N	L, 5-1	Hendricks-Gray-Neris	40,667	48-45	2	-5.0
7/13	CHI	H/D	W, 11-3	Lynn-Wesneski	39,129	49-45	2	-4.5
	CHI	H/N*	W, 5-4	Romero-Hodge-Helsley	#43,827	50-45	2	-3.5
7/14	CHI	H/D	L, 8-3	Taillon-Mikolas	39,314	50-46	2	-4.5
				PRE ALL-STAR TOTALS	1,757,135	50-46	2	-4.5
7/15			All-Star Break				2	-4.5
7/16			All-Star Game - Globe Life Field in Arlington, Texas				2	-4.5
7/17			All-Star Break				2	-4.5
7/18			All-Star Break				2	-4.5
7/19	ATL	R/N		Postponed to 7/20 (rain)			2	-4.5
7/20	ATL	R/D*	L, 3-2 (10)	P. Johnson-Roycroft	37,042	50-47	2	-5.0
	ATL	R/N	W, 9-5	Gray-Elder-Leahy	#42,168	51-47	2	-5.0
7/21	ATL	R/D	W, 6-2	Mikolas-Schwellenbach	36,348	52-47	2	-5.0
7/22	PIT	R/N	L, 2-1	Chapman-King-Bednar	18,970	52-48	2	-5.0
7/23	PIT	R/N	W, 2-1	Fernandez-Skenes-Helsley	32,422	53-48	2	-5.0
7/24	PIT	R/D	L, 5-0	M. Perez-Liberatore	20,091	53-49	2	-6.0
7/25			OPEN DATE				2	-6.0
7/26	WSH	H/N	L, 10-8 (10)	Barnes-Fernandez	41,382	53-50	2	-6.0
7/27	WSH	H/N	L, 14-3	Irvin-Gibson	39,372	53-51	2	-6.0
7/28	WSH	H/D	W, 4-3	Helsley-Floro	37,693	54-51	2	-6.0
7/29	TEX	H/N	L, 6-3	Eovaldi-Pallante-Yates	34,281	54-52	2	-7.0
7/30	TEX	H/N	W, 8-1	Lynn-Scherzer	32,395	55-52	2	-6.0
7/31	TEX	H/D	W, 10-1	McGreevy-Heaney	31,365	56-52	2	-5.0
				JULY TOTALS	449,431	13-12	2	-5.0
8/1	CHI	R/N	L, 5-4	Pearson-Helsley	37,969	56-53	2	-5.5
8/2	CHI	R/D	L, 6-3	Miller-Fedde-Neris	37,613	56-54	2	-6.5
8/3	CHI	R/D	W, 5-4	Romero-Neris-Helsley	40,073	57-54	2	-5.5
8/4	CHI	R/N	L, 6-2	Steele-Mikolas	34,593	57-55	2	-5.5
8/5*	NYM	H/D	L, 6-0	Manaea-Pallante	34,881	57-56	2	-6.0
8/6	TB	H/N	W, 4-3	Gray-Springs-Helsley	32,922	58-56	2	-6.0
8/7	TB	H/N	W, 5-2	Fedde-Bradley-Helsley	31,401	59-56	2	-6.0
8/8	TB	H/N	L, 6-4	Lovelady-Romero-Fairbanks	35,217	59-57	2	-7.0
8/9	KC	R/N	W, 8-5	Liberatore-W.Smith-Helsley	34,066	60-57	2	-7.0
8/10	KC	R/N	L, 8-3	Wacha-Pallante-Erceg	36,799	60-58	2	-8.0
8/11			OPEN DATE			60-58	2	-7.5
8/12	CIN	R/N	L, 6-1	Abbott-Gray	21,682	60-59	2	-7.5
8/13	CIN	R/N	L, 4-1	Greene-Fedde-Diaz	19,107	60-60	2	-7.5
8/14	CIN	R/N	L, 9-2	Moll-Gibson	15,967	60-61	T-2	-8.5
8/15			OPEN DATE			60-61	T-2	-9.0
8/16	LAD	H/N	L, 7-6	Wrobleski-Mikolas-Kopech	38,485	60-62	T-2	-10.0
8/17	LAD	H/N	W, 5-2	Pallante-B.Miller-Helsley	41,929	61-62	2	-10.0
8/18	LAD	H/D	L, 2-1	Kershaw-Gray-Kopech	40,246	61-63	2	-11.0
8/19			OPEN DATE			61-63	2	-11.0



2024 CARDINALS DAY BY DAY

Date	Team	H/R D/N	Score	Winner-Loser-Save	ATT	W-L	STD	GA/GB
8/20	MIL	H/N	L, 3-2	Montas-Fedde-D.Williams	30,022	61-64	3	-12.0
8/21	MIL	H/N	W, 10-6 (10)	Helsley-Megill	29,580	62-64	2	-11.0
8/22	MIL	H/D	W, 3-0	Kittredge-Mears-Helsley	28,630	63-64	2	-10.0
8/23	MIN	R/N	W, 6-1	Pallante-Festa	29,634	64-64	2	-10.0
8/24	MIN	R/N	L, 6-0	López,-Gray	35,183	64-65	3	-11.0
8/25	MIN	R/D	W, 3-2	Armstrong-Duran-Helsley	28,018	65-65	2	-10.0
8/26	SD	H/N	L, 7-4	Vásquez-Gibson	28,697	65-66	3	-10.5
8/27	SD	H/N	L, 7-5	Matsui-King-Scott	27,224	65-67	3	-10.5
8/28	SD	H/N	W, 4-3	Helsley-Suárez	30,999	66-67	3	-10.5
8/29	SD	H/D	W, 4-1	Gray-King-Helsley	26,553	67-67	3	-10.5
8/30	NY Yankees	R/N	L, 6-3	Stroman-Fedde-Holmes	#47,103	67-68	3	-12.0
8/31	NY Yankees	R/D	W, 6-5	Gibson-Warren-Helsley	41,454	68-68	3	-12.0
AUGUST TOTALS					456,786	12-16	3	-12.0
9/1	NY Yankees	R/D	W, 14-7	Romero-Cousins	42,768	69-68	3	-11.0
9/2	MIL	R/D	L, 9-3	Peralta-Pallante	#41,731	69-69	3	-12.0
9/3	MIL	R/N	W, 7-4 (12)	Helsley-Peguero	20,027	70-69	3	-11.0
9/4	MIL	R/N	W, 3-2 (10)	Kittredge-Payamps-Fernandez	20,027	71-69	3	-10.0
9/5				OPEN DATE		71-69	3	-10.0
9/6	SEA	H/N	L, 6-1	B.Miller-Fedde	37,476	71-70	3	-10.0
9/7	SEA	H/N	W, 2-0	Kittredge-GILBERT-Helsley	38,532	72-70	T-2	-10.0
9/8	SEA	H/D	L, 10-4	Thornton-Mikolas	41,302	72-71	3	-10.0
9/9				OPEN DATE		72-71	3	-10.0
9/10	CIN	H/N	L, 3-0	Lowder-Pallante-Pagán	30,350	72-72	3	-11.0
9/11	CIN	H/N	W, 2-1	Romero-Farmer-Helsley	30,179	73-72	3	-10.0
9/12	CIN	H/D	W, 6-1	Gray-Spiers-Romero	32,528	74-72	3	-10.0
9/13	TOR	R/N	L, 4-3 (11)	Swanson-Fernandez	30,380	74-73	3	-11.0
9/14	TOR	R/D	L, 7-1	Berrios-Gibson	33,999	74-74	3	-12.0
9/15	TOR	R/D	L, 3-2	Pop-Kittredge-Green	34,793	74-75	3	-12.0
9/16	PIT	H/N	W, 4-0	Pallante-Skenes	30,138	75-75	3	-12.0
9/17	PIT	H/N	W, 3-1	Lynn-Falter-Helsley	30,562	76-75	3	-11.0
9/18	PIT	H/N	W, 10-5	McGreevy-Bednar	30,061	77-75	T-2	-11.0
9/19	PIT	H/N	L, 3-2	Mlodzinski-Romero-Chapman	32,194	77-76	3	-11.0
9/20	CLE	H/N	L, 5-1	Lively-Gibson-Sabrowski	33,967	77-77	3	-11.0
9/21	CLE	H/N	W, 6-5	Mikolas-Boyd-Helsley	41,317	78-77	3	-10.0
9/22	CLE	H/D	W, 2-1	Pallante-Herrin-Helsley	39,100	79-77	3	-10.0
9/23				OPEN DATE		79-77	3	-10.0
9/24	COL	R/N	W, 7-3	Kittredge-Chivilli	25,944	80-77	3	-10.0
9/25	COL	R/N	W, 5-2	Fedde-Gomber-Helsley	26,863	81-77	2	-9.0
9/26	COL	R/D	L, 10-8	Chivilli-Fernandez-Halvorsen	25,344	81-78	T-2	-10.0
9/27	SF	R/N	W, 6-3	Mikolas-Roupp-Helsley	35,101	82-78	T-2	-10.0
9/28	SF	R/D	L, 6-5	Walker-Liberatore-Bivens	36,328	82-79	3	-11.0
9/29	SF	R/D	W, 6-1	McGreevy-Birdsong	32,348	83-79	T-2	-10.0
SEPTEMBER TOTALS					447,706	15-11	T-2	-10.0
SEASON TOTALS					2,878,115	83-79	T-2	-10.0
POST ALL-STAR TOTALS					1,120,980	33-33	T-2	-10.0

NOTE: Pitchers' complete games in CAPS; Extra innings shown in parentheses;
^ Played at Rickwood Field in Birmingham, Alabama
* indicates make-up game due to rain out
sellout

2024 SEASON REVIEW



2024 CARDINALS FINAL STATISTICS

BATTING

BATTER	AVG	G	AB	R	H	TB	2B	3B	HR	RBI	SH-SF	HP	BB	IBB	SO	SB	CS	DP	OBP	SLG
Arenado, Nolan	.272	152	578	70	157	228	23	0	16	71	0-7	5	44-2	92	2	2	15		.325	.394
Baker, Luken	.175	21	40	3	7	16	1	1	2	10	0-2	0	7-0	11	1	0	1		.286	.400
Burleson, Alec	.269	152	547	71	147	230	20	0	21	78	1-6	4	35-0	76	9	4	8		.314	.420
Carlson, Dylan	.198	59	121	12	24	29	5	0	0	11	0-3	2	12-0	37	0	1	2		.275	.240
Carpenter, Matt	.234	59	137	15	32	51	7	0	4	15	0-2	2	15-0	51	0	2	0		.314	.372
Contreras, Willson	.262	84	301	48	79	141	17	0	15	36	0-0	12	45-2	96	4	1	7		.380	.468
Crawford, Brandon	.169	29	71	5	12	20	5	0	1	4	0-0	1	8-0	26	0	0	0		.263	.282
Donovan, Brendan	.278	153	587	65	163	245	34	3	14	73	0-5	13	47-0	81	5	5	4		.342	.417
Fermin, José	.155	45	71	7	11	14	1	1	0	4	0-0	1	7-0	11	2	1	3		.241	.197
Goldschmidt, Paul	.245	154	599	70	147	248	33	1	22	65	0-2	2	47-2	173	11	0	20		.302	.414
Gorman, Nolan	.203	107	365	42	74	146	15	0	19	50	0-2	1	34-1	151	6	1	2		.271	.400
Herrera, Iván	.301	72	229	37	69	98	12	1	5	27	0-2	2	25-0	53	5	0	3		.372	.428
Nootbaar, Lars	.244	109	348	39	85	145	18	3	12	45	1-3	1	52-2	79	7	3	10		.342	.417
Pagés, Pedro	.238	68	202	19	48	76	3	2	7	27	1-2	0	13-0	58	2	0	7		.281	.376
Pham, Tommy	.228	23	101	9	23	34	3	1	2	8	0-0	0	3-0	27	1	0	1		.250	.337
Saggese, Thomas	.204	18	49	5	10	15	2	0	1	4	0-0	1	2-0	14	0	0	0		.250	.306
Scott II, Victor	.179	53	145	14	26	41	9	0	2	10	0-2	2	6-0	42	5	1	0		.219	.283
Siani, Michael	.228	124	298	42	68	85	7	2	2	20	11-1	3	21-0	92	20	3	2		.285	.285
Walker, Jordan	.201	51	164	16	33	60	10	1	5	20	0-2	2	10-0	50	1	0	4		.253	.366
Winn, Masyn	.267	150	587	85	157	244	32	5	15	57	3-5	1	41-1	109	11	5	1		.314	.416
ST. LOUIS	.248	162	5507	672	1363	2157	257	21	165	639	17-47	56	478-10	1318	91	29	91		.312	.392
OPPONENTS	.249	162	5476	719	1363	2220	281	27	174	695	17-53	42	454-16	1308	153	29	139		.309	.405

2024 CARDINALS FINAL STATISTICS

PITCHING

PITCHER	W-L	ERA	G	GS	CG	GF	HOLD	SV	IP	H	R	ER	HR	BB-IBB	SO	WP	AVG
Armstrong, Shawn	1-0	2.84	11	0	0	3	0	0	12.2	11	4	4	1	2-0	12	0	.234
Crawford, Brandon	0-0	27.00	1	0	0	1	0	0	1.1	3	4	4	0	2-0	0	0	.429
Fedde, Erick	2-5	3.72	10	10	0	0	0	0	55.2	49	23	23	6	18-0	46	1	.246
Fernandez, Ryan	1-6	3.51	62	0	0	16	12	2	66.2	58	30	26	4	32-5	71	0	.236
Gallegos, Giovanni	2-1	6.53	21	0	0	6	2	1	20.2	24	15	15	6	10-0	21	1	.286
Gibson, Kyle	8-8	4.24	30	30	0	0	0	0	169.2	161	91	80	23	68-1	151	5	.251
Graceffo, Gordon	0-1	4.70	2	1	0	1	0	0	7.2	7	4	4	1	2-0	6	0	.250
Gray, Sonny	13-9	3.84	28	28	0	0	0	0	166.1	142	79	71	21	39-0	203	7	.228
Helsley, Ryan	7-4	2.04	65	0	0	62	0	49	66.1	50	19	15	3	23-3	79	1	.210
King, John	3-3	2.85	56	0	0	10	9	0	60.0	58	23	19	5	14-1	38	3	.258
Kittredge, Andrew	5-5	2.80	74	0	0	4	37	1	70.2	60	26	22	10	20-2	67	0	.228
Kloffenstein, Adam	0-0	0.00	1	0	0	0	1	0	1.0	0	0	0	0	0-0	0	0	.000
Leahy, Kyle	1-1	4.07	33	0	0	14	3	1	48.2	40	23	22	4	10-0	33	3	.225
Liberatore, Matthew	3-4	4.40	60	6	0	8	7	0	86.0	81	44	42	11	28-3	76	3	.251
Loutos, Ryan	0-0	0.00	3	0	0	3	0	0	2.1	2	0	0	0	1-0	0	0	.222
Lynn, Lance	7-4	3.84	23	23	0	0	0	0	117.1	113	64	50	16	44-0	109	3	.247
Matz, Steven	1-2	5.08	12	7	0	2	0	0	44.1	49	28	25	7	15-1	33	1	.287
McGreevy, Michael	3-0	1.96	4	3	0	1	0	0	23.0	16	5	5	1	2-0	18	0	.193
Mikolas, Miles	10-11	5.35	32	32	0	0	0	0	171.2	194	106	102	26	25-0	122	0	.284
O'Brien, Riley	0-0	11.25	8	0	0	4	0	0	8.0	13	10	10	2	8-0	11	1	.361
Pallante, Andre	8-8	3.78	29	20	0	1	1	0	121.1	110	55	51	8	48-0	94	12	.240
Robertson, Nick	0-0	4.38	8	0	0	6	0	0	12.1	15	6	6	3	2-0	14	0	.306
Romero, JoJo	7-3	3.36	65	0	0	7	30	1	59.0	52	23	22	8	16-0	51	1	.236
Roycroft, Chris	1-2	4.19	27	0	0	13	1	0	34.1	31	19	16	2	17-0	33	1	.238
Thompson, Zack	0-2	9.53	5	2	0	0	0	0	17.0	24	18	18	6	8-0	20	0	.324
ST. LOUIS	83-79	4.04	162	162	0	162	103	55	1444.0	1363	719	648	174	454-16	1308	43	.249
OPPONENTS	79-83	3.79	162	162	1	161	90	44	1439.0	1363	672	606	165	478-10	1318	53	.248

2024 CARDINALS LEADERS

BATTING		PITCHING	
Average	Donovan278	ERA (starter)	Gray.....3.84
On-Base Percentage	Donovan342	ERA (reliever)	Helsley.....2.04
Slugging Percentage	Burleson420	Wins	Gray.....13
Games	Goldschmidt154	Losses	Mikolas11
At-Bats	Goldschmidt599	Games	Kittredge74
Runs	Winn85	Games Started	Mikolas32
Hits	Donovan163	Games Finished	Helsley.....62
Doubles	Donovan34	Complete Games	N/A
Triples	Winn5	Saves.....	Helsley.....49
Home Runs	Goldschmidt22	Shutouts	N/A
RBI.....	Burleson78	Innings.....	Mikolas171.2
Walks.....	Nootbaar.....52	Strikeouts.....	Gray.....203
Strikeouts.....	Goldschmidt173	Walks.....	Gibson.....68
Sacrifice Bunts	Siani11	Opp. Average	Gray......228
Sacrifice Flies	Arenado7	WHIP	Gray.....1.09
Stolen Bases	Siani20	GIDP Induced.....	Gibson.....21
Caught Stealing.....	Donovan/Winn.....5	GIDP/9 IP	Gibson1.11
GIDP	Goldschmidt20		



2024 CARDINALS HIGHS & LOWS

TEAM MISCELLANEOUS

Longest Winning Streak	5	5/20-5/26
Longest Losing Streak	7	5/4-5/11
Longest Game - Innings	*12	9/3 at MIL
Longest Game - Time (overall)	3:51	8/21 vs. MIL
Longest Game - Time (9-inn game)	3:21	9/1/24 at NYY
Shortest Game - Time (9-inn game)	1:59	8/13 at CIN
Largest Crowd - Home	47,273	4/4 vs. MIA
Largest Crowd - Road	52,667	3/28 at LAD
Largest Margin of Victory	8 runs (11-3)	7/13 [1] vs. CHI
Largest Margin of Defeat	13 runs (14-1)	4/23 vs. ARI
Largest Comeback Win	5 runs	7/5 at WSH
Comeback Wins (4 or more runs)	2	7/5 at WSH
Most Left on Base	14	9/28 at SF
Most Errors	3	6/2 at PHI
Longest Errorless Streak (Games)	^17	7/7-28
Most Double Plays Turned-Cardinals	*4	9/25 at COL
Most Double Plays Turned-Opponent	4	4/3 at SD

TEAM BATTING

Most Runs - Inning - Cards	9 (1st)	7/13 [1] vs. CHI
Most Runs - Inning - Opponent	7 (6th)	7/27 vs. WSH
Most Runs - 1st Inning - Cards	9	7/13 [1] vs. CHI
Most Runs - 1st Inning - Opponent	6	4/7 vs. MIA
Most Runs - Game - Cards	14	9/1 at NYY
Most Runs - Game - Opponent	*14	7/27 vs. WSH
Most Runs - Game - Both Clubs	21	9/1 at NYY
Most Hits - Game - Cards	21	9/1 at NYY
Most Hits - Game - Opponent	18	4/20 vs. MIL
Most Hits - Game - Both Clubs	32	9/1 at NYY
Fewest Hits - Game - Cards	2	9/7 vs. SEA
Most Extra-Base Hits - Game - Cards	9	9/1 at NYY
Most Bunt Hits - Game - Cards	*2	9/12 vs. CIN
Most Singles - Game - Cards	13	5/18 vs. BOS
Most Doubles - Game - Cards	6	9/1 at NYY
Most Triples - Game - Cards	*2	6/27 vs. CIN
Most Home Runs - Game - Cards	*4	9/26 at COL
Most Home Runs - Game - Opponent	6	7/14 vs. CHI
Longest Home Run Streak (Games)	10	5/12-5/23
Most Stolen Bases - Game - Cards	*4	8/23 at MIN
Most Stolen Bases - Game - Opponent	*5	7/26 vs. WSH

TEAM PITCHING

Most Strikeouts - Game - Cards	17	9/3 at MIL
Most Strikeouts - Game - Opponent	*15	5/19 vs. BOS
Fewest Strikeouts - Game - Cards	*3	9/20 vs. CLE
Fewest Strikeouts - Game - Opponent	1	8/17 vs. LAD
Most Walks - Game - Cards	*8	9/2 at MIL
Most Walks - Game - Opponent	*9	8/23 at MIN
Fewest Walks - Game - Cards	*0	9/29 at SF
Fewest Walks - Game - Opponent	*0	8/30 at NYY
Fewest Hits Allowed	*2	9/22 vs. CLE

INDIVIDUAL BATTING

Longest Hit Streak-Games	18	Winn	5/5-5/29
Longest HR Streak-Games	3	2 Players	6/2-6/4
Longest Run Streak-Games	*7	Winn	9/21-season end
Longest RBI Streak-Games	7	Donovan	6/17-24
Longest XBH Streak-Games	6	Goldschmidt	8/29-9/3
Longest On-Base Streak-Games	26	Goldschmidt	5/11-6/9
Most Runs - Game	4	Walker	9/1 at NYY
Most Hits - Game	5	Walker	9/1 at NYY
Most Bunt Hits - Game	*1	Fermin	9/26 at COL
Most Doubles - Game	*2	Goldschmidt	9/28 at SF
Most Triples - Game	*1	Nootbaar	9/27 at SF
Most Home Runs - Game	*2	Contreras	8/9 at KC
Grand Slams - Last	*1	Arenado	8/21 vs. MIL
Most RBI - Game	*5	Nootbaar	9/1/24 at NYY
Most SB - Game	*2	Siani	7/20 [2] at ATL
Most Walks - Game	*3	Nootbaar	9/24 at COL
Most Int. Walks - Game	*1	Arenado	9/11 vs. CIN
Most HBP - Game	2	Donovan	4/3 at SD

INDIVIDUAL PITCHING

Most K's Game-Starter	12	Gray	4/21 vs. MIL
Most K's Game-Reliever	6	Thompson	4/10 vs. PHI
Longest Winning Streak	4	Gibson	4/24-6/14
Longest Losing Streak	*4	Fernandez	7/26-season end
Most IP Game-Starter	8.0	McGreevy	9/29 at SF
Most IP Game-Reliever	4.1	Graceffo	6/29 vs. CIN
Consecutive Scoreless IP	17.0	Gray	4/9-21
Fewest Hits Allowed - CG	--	---	

* Happened more than once - last time listed.

Busch Stadium III record

% Busch Stadium III nine-inning record

^ Franchise record

+ Home team in Birmingham, Alabama



2024 CARDINALS DETAILED HITTING

Player	Multi-Hit Games						Multi-RBI Games						Hits		2-out RBI
	2H	3H	4H	5H	6H	Tot.	GWRBI	2RBI	3RBI	4RBI	5RBI	6+RBI	Total	Infield Bunt	
Arenado	27	9	1			37	11	7	4	1			12	14	26
Baker							2	2					2		3
Burleson	30	9				39	13	13	5	1	1		20	6 1	27
Carlson	6					6			1				1	2	4
Carpenter	5					5	1	3					3	3 1	6
Contreras	10	4				14	2	5	1	1			7	3	6
Crawford	2					2	1							1	1
Donovan	30	14	1			45	6	13	4				17	13 4	28
Fermín	2					2		1					1	2 1	3
Goldschmidt	28	9	1			38	7	14	1	1			16	9	22
Gorman	18	2				20	8	11	3	1			15	3	16
Herrera	19	3				22	2	5	1				6	6	11
Nootbaar	13	3				16	5	9	1		1		11	9 1	17
Pagés	10	1				11	6	7	1				8	4	12
Pham	3	1				4	1	3		1			4	1	10
Saggese	3					3	1	1					1	1	2
Scott II	4	1				5	1	2					2	3 1	7
Siani	15					15	4	2		1			3	12 6	7
Walker	2	1		1		4	5	2	2				4	3	8
Winn	41	6				47	2	11	1	1			13	23 5	21
TOTALS	267	64	3	1	0	335	77	111	25	8	2	0	146	118 20	237

*The Cardinals scored 249 two-out runs.



2024 CARDINALS LINEUP

GAMES STARTED BY EACH POSITION IN BATTING ORDER

- 1. Winn 102, Donovan 52, Carpenter 5, Fermín 2, Scott II 1
- 2. Burleson 89, Contreras 25, Goldschmidt 20, Nootbaar 17, Baker 4, Donovan 3, Fermín 2, Pham 2
- 3. Goldschmidt 67, Contreras 48, Arenado 16, Gorman 10, Nootbaar 10, Burleson 6, Pham 3, Baker 1, Carpenter 1
- 4. Arenado 84, Goldschmidt 27, Donovan 19, Gorman 16, Herrera 6, Nootbaar 4, Baker 3, Burleson 3
- 5. Arenado 37, Donovan 34, Goldschmidt 20, Gorman 15, Herrera 15, Burleson 13, Contreras 10, Nootbaar 10, Carpenter 3, Carlson 2
- 6. Nootbaar 30, Donovan 27, Herrera 27, Burleson 19, Arenado 14, Walker 12, Carpenter 7, Goldschmidt 7, Carlson 6, Gorman 5
- 7. Gorman 24, Nootbaar 22, Walker 20, Carlson 13, Goldschmidt 12, Carpenter 11, Herrera 11, Crawford 10, Donovan 10, Winn 10
- 8. Pagés 45, Gorman 26, Winn 23, Walker 13, Carpenter 11, Crawford 10, Fermín 8, Pham 6, Carlson 5, Donovan 4
- 9. Siani 97, Scott 34, Pagés 13, Winn 6, Carlson 2, Crawford 2, Nootbaar 2, Donovan 1, Fermín 1, Walker 1

Unique Lineups Used: 132

GAMES STARTED BY POSITION

- C Pagés 60, Herrera 52, Contreras 50
- 1B Goldschmidt 148, Burleson 13, Carpenter 1
- 2B Gorman 97, Donovan 49, Fermín 8, Saggese 8
- SS Winn 143, Crawford 16, Saggese 3
- 3B Arenado 145, Crawford 5, Donovan 5, Fermín 5, Saggese 2
- LF Donovan 91, Burleson 28, Nootbaar 27, Pham 13, Siani 2, Carlson 1
- CF Siani 96, Scott II 40, Nootbaar 14, Carlson 12
- RF Nootbaar 57, Walker 46, Burleson 40, Carlson 15, Pham 4
- P Mikolas 32, Gibson 30, Gray 28, Lynn 23, Pallante 20, Fedde 10, Matz 7, Liberatore 6, McGreevy 3, Thompson 2
- DH Burleson 54, Carpenter 37, Contreras 33, Herrera 9, Baker 8, Arenado 6, Donovan 5, Goldschmidt 5, Fermín 2, Crawford 1

Defensive Lineups Used: 114 (143 when including pitchers)

WELCOME TO THE SHOW!

The Cardinals had nine rookies make their Major League debut during the 2024 season, three position players and six pitchers. Two other rookies were called up to the Major Leagues but did not appear in a game for the Cardinals (C Nick Raposo, RHP Jacob Bosiokovic).

Pos.	Player	Date	Opponent	Age	Debut Stats
OF	Victor Scott II	Mar. 28	at Los Angeles Dodgers	23.045	Started CF: 0-3, SB
RHP	Ryan Fernandez	Apr. 3	at San Diego Padres	25.297	Relief, ND: 1.0 IP, 1 H, 0 R, 1 BB, 3 K
C	Pedro Pagés	Apr. 7	vs. Miami Marlins	25.203	Pinch-hit, 1B: 0-1, K
RHP	Chris Roycroft	May 7	vs. New York Mets	26.231	Relief, ND: 1 IP, 2 H, 1 R, 2 K, HR
RHP	Ryan Loutos	June 1	at Philadelphia Phillies	25.124	Relief, ND, GF: 1 IP, 1 H, 1 BB
RHP	Adam Kloffenstein	June 20	vs. San Francisco Giants*	23.300	Relief, Hold: 1 IP, 0 H, 0 R
RHP	Gordon Graceffo	June 29	vs. Cincinnati Reds	24.104	Relief, ND, GF: 4.1 IP, 3 H, 1 R, 4 K
RHP	Michael McGreevy	July 31	vs. Texas Rangers	24.023	Started, W: 7 IP, 5 H, 1 R, 0 BB, 3 K
INF	Thomas Saggese	Sept. 10	vs. Cincinnati Reds	22.153	Started SS: 0-4, 2 K

*Game Played at Rickwood Field (Birmingham, Ala.)



2024 CARDINALS DEFENSE

CARDINALS 2024 DEFENSE												* Catchers Interference							
	FIELDING GEMS	OUTFIELD ASSISTS					ERRORS			BASE-STEALING			PITCHER'S			CATCHING			
		1	2	3	H	T	T - F - OTHER	CS	ATT	PCT	CS	PKOFF	ERA	SHO	WP	PB			
Arenado	23						3 - 6 - 0												
Armstrong	0						0 - 0 - 0			1 5 20%			0 0						
Baker	0						0 - 0 - 0												
Burleson	9	1	2		3	6	0 - 1 - 0												
Carlson	1	1 1					1 - 0 - 0												
Carpenter	1						0 - 0 - 0												
Contreras	1						2 - 0 - 1			9 46 20%			0 0			4.15 (199 er/431.2 ic) 4 13 4			
Crawford	3						0 - 1 - 0												
Donovan	19	3				3	0 - 2 - 0												
Fedde	0						0 - 0 - 0			3 10 30%			0 1			1			
Fernandez	0						0 - 0 - 0			1 13 8%			0 0						
Gallegos	0						0 - 0 - 0			0 3 0%			0 0			1			
Gibson	0						0 - 0 - 0			1 9 11%			0 0			5			
Goldschmidt	15						1 - 4 - 0												
Gorman	10						2 - 8 - 0												
Gracetto	0						0 - 0 - 0			0 0 0%			0 0						
Gray	0						0 - 0 - 0			5 30 17%			0 1			7			
Helsley	1						0 - 0 - 0			1 5 20%			0 1			1			
Herrera	1						3 - 0 - 0			4 57 7%			0 0			4.20 (219 er/469.2 ic) 1 15 1			
King	2						1 - 0 - 0			0 11 0%			0 0			3			
Kittredge	0						1 - 0 - 0			0 11 0%			0 0						
Leahy	0						1 - 0 - 0			2 2 100%			0 1			3			
Liberatore	2						1 - 0 - 0			1 8 13%			1 1			3			
Loutus	0						0 - 0 - 0			0 1 0%			0 0						
Lynn	0						1 - 1 - 0			3 19 16%			0 0			3			
Matz	1						0 - 1 - 0			1 3 33%			0 0			1			
Mikolas	2						1 - 1 - 0			2 10 20%			0 0						
Nootbaar	6	2				2	0 - 3 - 0												
O'Brien	0						0 - 0 - 0			0 0 0%			0 0			1			
Pagés	0						2 - 0 - 1			11 72 15%			0 2			3.81 (230 er/542.2 ic) 4 15 3			
Pallante	0						0 - 0 - 0			6 32 19%			2 0			12			
Pham	0						0 - 0 - 0												
Raposo	0						0 - 0 - 0			0 0 0%			0 0			0.00 (0 er/0.0 ic) 0 0 0			
Robertson	0						0 - 0 - 0			0 1 0%			0 0						
Romero	0						0 - 1 - 0			1 3 33%			0 0			1			
Roycroft	0						0 - 1 - 0			0 4 0%			0 0			1			
Sagesse	8						1 - 2 - 0												
Scott II	7						0 - 1 - 0												
Siani	16	1				1	0 - 0 - 0												
Thompson	0						0 - 0 - 0			0 3 0%			0 0						
Walker	4	1 1				2	1 - 0 - 0												
Winn	20						10 - 8 - 0												
TOTALS	151	3	7	1	4	15	32 - 41 - 2			29	182	16%	3	7	4.04 (648 er/1444.0 ic) 9 43 7				



2024-25 CARDINALS TRANSACTIONS

January 5: Acquired RHP Andrew Kittredge from the Tampa Bay Rays in exchange for OF Richie Palacios.

January 18: Released RHP James Naile.

January 19: Signed 1B/DH Matt Carpenter to a one-year contract.

January 29: Claimed 1B Alfonso Rivas III off waivers from the Los Angeles Angels. Designated OF Moisés Gómez for assignment.

February 3: Signed RHP Keynan Middleton to a one-year contract with a one-year team option for 2025. Designated RHP Guillermo Zuñiga for assignment.

February 7: Traded RHP Guillermo Zuñiga the Los Angeles Angels for cash considerations.

February 27: Signed SS Brandon Crawford to a one-year free agent deal for 2024. Designated INF Buddy Kennedy for assignment.

February 29: INF Buddy Kennedy claimed off waivers by the Detroit Tigers.

March 2: Reached agreements on 2024 contracts with 1B Luken Baker, OF Alec Burleson, INF/OF Brendan Donovan, INF José Fermín, RHP Ryan Fernandez, INF Nolan Gorman, C Iván Herrera, RHP Adam Kloffenstein, LHP Matthew Liberatore, OF Lars Nootbaar, RHP Riley O'Brien, C Pedro Pagés, RHP Andre Pallante, 1B/OF Alfonso Rivas III, RHP Sem Robberse, RHP Nick Robertson, LHP Drew Rom, OF Michael Siani, LHP Zack Thompson, OF Jordan Walker, SS Maysyn Winn, and 1B/OF Jared Young.

March 5: Re-assigned RHP Andre Granillo, RHP Tink Hence, LHP Packy Naughton, RHP Max Rajcic, RHP Victor Santos, RHP Logan Sawyer, C Leonardo Bernal, C Sammy Hernandez, C Carlos Linárez, and OF Moisés Gómez to minor league camp following the game.

March 8: Optioned RHP Adam Kloffenstein to Memphis (AAA) and re-assigned LHP Cooper Hjerpe to minor league camp.

March 14: Optioned RHP Sem Robberse to Memphis (AAA) and re-assigned RHP Gordon Graceffo, RHP Ryan Loutos, RHP Michael McGreevy, RHP Tekoah Roby, LHP Connor Thomas, C Aaron Antonini, C Jimmy Crooks, INF Arquímedes Gamboa, and INF Jeremy Rivas.

March 15: Signed manager Oliver Marmol to a two-year contract extension through the 2026 season.

March 21: Re-assigned RHP Kyle Leahy, RHP Wilking Rodríguez, C Nick Raposo, C Wade Stauss, and OF Matt Kopernick to minor league camp.

March 23: Optioned RHP Nick Robertson, 1B Luken Baker, 1B/OF Alfonso Rivas III and 1B/OF Jared Young to the Memphis (AAA) roster. Re-assigned INF César Prieto and OF Victor Scott II to minor league camp.

March 25: Placed RHP Sonny Gray (right hamstring strain), RHP Keynan Middleton (right forearm flexor strain) and LHP Drew Rom (left shoulder biceps tendinitis) on the 15-Day Injured List. Placed OF/IF Tommy Edman (right wrist sprain) and OF Lars Nootbaar (left rib contusion) on the 10-Day Injured List.

March 26: Optioned LHP John King and C Pedro Pagés to Memphis (AAA) and re-assigned INF Thomas Saggese to Memphis (AAA) following the game. Placed OF Dylan Carlson (left AC sprain) on the 10-Day Injured List.

March 27: Selected the contract of OF Victor Scott II from Memphis (AAA). Optioned INF José Fermín to Memphis (AAA). Designated 1B/OF Jared Young for assignment.

March 29: Outrighted 1B/OF Jared Young to Memphis (AAA) after clearing waivers.

March 31: Placed RHP Riley O'Brien (right forearm flexor strain) on the 15-day Injured List, retroactive to March 29, and recalled LHP John King from Memphis (AAA).

April 2: Sent OF Lars Nootbaar to Memphis (AAA) to begin an injury rehabilitation assignment.

April 4: Placed INF Matt Carpenter (right oblique strain) on the 10-Day Injured List, retroactive to April 2. Recalled C Pedro Pagés from Memphis (AAA).

April 9: Activated RHP Sonny Gray (right hamstring strain) from the 15-Day Injured List. Optioned LHP John King to Memphis (AAA).

April 11: Activated OF Lars Nootbaar (left rib contusion) from the 10-day Injured List. Optioned C Pedro Pagés to Memphis (AAA).

April 21: Optioned OF Victor Scott II and RHP Andre Pallante to Memphis (AAA). Recalled RHP Nick Robertson and C Pedro Pagés from Memphis (AAA).

April 23: Optioned LHP Zack Thompson to Memphis (AAA) following the game.



2024-25 CARDINALS TRANSACTIONS

(Continued)

April 24: Optioned OF Jordan Walker to Memphis (AAA). Recalled INF José Fermín and LHP John King from Memphis (AAA).

April 30: Selected RHP Kyle Leahy as 27th-Player for the 2nd game of doubleheader. Transferred LHP Drew Rom to the 60-Day Injured List. Sent Dylan Carlson to Memphis (AAA) on an injury rehabilitation assignment. Returned RHP Kyle Leahy to Memphis (AAA) following the doubleheader.

May 2: Sent 1B/DH Matt Carpenter to Springfield (AA) to begin an injury rehabilitation assignment.

May 3: Placed LHP Steven Matz on the 15-Day Injured List (lower back strain), retroactive to May 1. Recalled RHP Kyle Leahy from Memphis (AAA).

May 4: Optioned C Pedro Pagés to Memphis (AAA) following the game.

May 5: Activated OF Dylan Carlson from the 10-Day Injured List.

May 6: Placed RHP Giovanny Gallegos on the 15-day Injured List (right shoulder impingement). Selected RHP Chris Roycroft from Memphis (AAA). Transferred INF/OF Tommy Edman from the 10-day Injured List to the 60-day Injured List.

May 8: Placed C Willson Contreras on the 10-day Injured List with a left arm fracture. Recalled C Pedro Pagés from Memphis (AAA).

May 10: Claimed LHP Kolton Ingram off waivers from Texas Rangers. Transferred RHP Riley O'Brien from the 10-day Injured List to the 60-day Injured List.

May 11: Activated INF Matt Carpenter from the 10-Day Injured List. Optioned INF José Fermín to Memphis (AAA).

May 13: Sent RHP Keynan Middleton (right forearm flexor strain) to Springfield (AA) to begin injury rehabilitation assignment.

May 20: Selected RHP Ryan Loutos from Memphis (AAA). Optioned RHP Chris Roycroft to Memphis (AAA). Designated INF Alfonso Rivas for assignment.

May 22: Appointed RHP Chris Roycroft from Memphis (AAA) as the 27th player.

May 23: Returned RHP Chris Roycroft to Memphis (AAA). INF Alfonso Rivas III cleared waivers and was outrighted to Memphis (AAA).

May 26: Recalled RHP Andre Pallante from Memphis. Placed RHP Nick Robertson (right shoulder inflammation) on the 15-Day Injured List.

May 31: Placed OF Lars Nootbaar (oblique strain) on the 10-day Injured List retroactive to May 30. INF José Fermín recalled from Memphis (AAA). Sent RHP Giovanny Gallegos to Memphis (AAA) to begin injury rehabilitation assignment.

June 3: Optioned RHP Ryan Loutos to Memphis (AAA) following the game.

June 4: Recalled RHP Chris Roycroft from Memphis (AAA).

June 6: Sent LHP Steven Matz to Memphis (AAA) to begin injury rehabilitation assignment.

June 11: Sent LHP Steven Matz and RHP Giovanny Gallegos to Springfield (AA) to continue injury rehabilitation assignments.

June 16: Placed RHP Kyle Gibson on Bereavement List. Recalled RHP Ryan Loutos from Memphis (AAA).

June 19: Activated RHP Kyle Gibson from Bereavement List. Optioned RHP Ryan Loutos to Memphis (AAA).

June 20: Recalled RHP Adam Kloffenstein from Memphis (AAA). Optioned RHP Chris Roycroft to Memphis (AAA). Added OF Victor Scott II from Memphis (AAA) as 27th Player. Following the game, optioned RHP Adam Kloffenstein to Memphis (AAA). Returned OF Victor Scott II to Memphis (AAA) after serving as 27th player.

June 21: Activated RHP Giovanny Gallegos from the 15-day injured list.

June 22: Selected C Nick Raposo from Memphis (AAA). Placed C Iván Herrera on the 10-day Injured List (lower back tightness) retroactive to June 19. Transferred RHP Keynan Middleton from the 15-day to 60-day Injured List.

June 24: Activated C Willson Contreras (left arm fracture) from the 10-day Injured List. Activated RHP Nick Robertson (right shoulder inflammation) from the 15-day Injured List and optioned to Memphis (AAA). Optioned C Nick Raposo to Memphis (AAA).

June 26: Recalled RHP Chris Roycroft as the 27th player for Game 2 of the doubleheader. Returned following the game.



2024-25 CARDINALS TRANSACTIONS

(Continued)

June 27: Optioned RHP Kyle Leahy to Memphis (AAA).

June 28: Selected RHP Gordon Graceffo from Memphis (AAA). Transferred LHP Steven Matz (lower back strain) from the 15-day to 60-day Injured List.

June 30: Selected RHP Jacob Bosiokovic from Memphis (AAA). Optioned RHP Gordon Graceffo to Memphis. Designated LHP Kolton Ingram for assignment.

July 2: LHP Kolton Ingram claimed off waivers by San Francisco.

July 4: Sent C Iván Herrera to Memphis (AAA) to begin injury rehabilitation assignment.

July 5: Recalled RHP Chris Roycroft from Memphis (AAA). Optioned RHP Jacob Bosiokovic to Memphis (AAA).

July 7: Optioned INF José Fermín to Memphis (AAA) following the game.

July 8: Activated OF Lars Nootbaar from the 10-Day Injured List.

July 9: Sent INF/OF Tommy Edman to Springfield (AA) to begin injury rehabilitation assignment.

July 10: Added RHP Gordon Graceffo from Memphis (AAA) as the 27th Player for Game 2 of the doubleheader. Return RHP Gordon Graceffo to Memphis (AAA) following the game.

July 12: Activated C Iván Herrera from the 10-day Injured List and optioned him to Memphis (AAA).

July 13: Appointed RHP Kyle Leahy as the 27th Player for the doubleheader. Returned RHP Kyle Leahy to Memphis (AAA) following the doubleheader.

July 20: Appointed RHP Kyle Leahy as the 27th Player for Game 2 of the doubleheader. Returned RHP Kyle Leahy to Memphis (AAA) following the doubleheader.

July 28: Recalled RHP Kyle Leahy from Memphis (AAA). Designated RHP Giovanny Gallegos for assignment.

July 29: Acquired RHP Erick Fedde, OF Tommy Pham, and cash from the Chicago White Sox and a player to be named later from the Los Angeles Dodgers. Traded INF/OF Tommy Edman and minor league RHP Oliver Gonzalez to the Los Angeles Dodgers. Designated C Nick Raposo for assignment.

July 30: Acquired RHP Shawn Armstrong from the Tampa Bay Rays in exchange for OF Dylan Carlson.

July 31: Placed RHP Lance Lynn (right knee inflammation) on the 15-Day Injured List. Selected RHP Michael McGreevy from Memphis (AAA). Recalled RHP Ryan Loutos from Memphis (AAA). Optioned RHP Chris Roycroft to Memphis. Designated RHP Jacob Bosiokovic for assignment.

August 1: Activated RHP Erick Fedde and RHP Shawn Armstrong. Optioned RHP Michael McGreevy and RHP Ryan Loutos to Memphis (AAA). C Nick Raposo claimed off waivers by the Toronto Blue Jays.

August 2: Outrighted RHP Jacob Bosiokovic to Memphis (AAA). Released RHP Giovanny Gallegos.

August 4: Recalled OF Victor Scott II from Memphis (AAA). Placed OF Michael Siani (right oblique strain) on the 10-Day Injured List.

August 12: Activated RHP Riley O'Brien from the 60-day Injured List and optioned him to Memphis (AAA). Designated RHP Nick Robertson for assignment.

August 13: Placed INF Matt Carpenter (lower back strain) on the 10-day Injured List, retroactive to August 9. Recalled OF Jordan Walker from Memphis (AAA).

August 20: Activated INF Matt Carpenter (lower back strain) from the 10-day Injured List. Recalled 1B Luken Baker from Memphis (AAA). Optioned OF Jordan Walker to Memphis. Granted INF Brandon Crawford his unconditional release.

August 21: Optioned INF Nolan Gorman to Memphis (AAA). Recalled INF José Fermín from Memphis (AAA).

August 25: Placed C Willson Contreras (fractured right middle finger) on the 10-Day Injured List. Recalled C Iván Herrera from Memphis (AAA).

August 27: Recalled RHP Riley O'Brien from Memphis (AAA). Designated RHP Shawn Armstrong for assignment. Sent OF Michael Siani to Springfield (AA) for injury rehabilitation assignment.

August 30: Designated OF Tommy Pham for assignment. Recalled OF Jordan Walker from Memphis (AAA).

August 31: LHP Steven Matz (lower back strain) concluded 30-day Injury Rehabilitation assignment.



2024-25 CARDINALS TRANSACTIONS

(Continued)

September 1: Activated LHP Steven Matz (lower back strain) from the 60-day Injured List and OF Michael Siani (right oblique) from the 10-day Injured List.

September 6: Optioned RHP Kyle Leahy to Memphis (AAA), following the game.

September 7: Recalled RHP Chris Roycroft from Memphis (AAA).

September 10: Selected INF Thomas Saggese from Memphis (AAA). Optioned OF Victor Scott II to Memphis (AAA).

September 11: Activated RHP Lance Lynn from the 15-day Injured List. Optioned RHP Chris Roycroft to Memphis (AAA).

September 18: Recalled RHP Michael McGreevy from Memphis (AAA). Placed RHP Lance Lynn (right knee inflammation) on the 15-Day Injured List.

September 21: Recalled RHP Kyle Leahy from Memphis (AAA). Placed RHP Sonny Gray (right forearm flexor tendinitis) on the 15-Day Injured List, retroactive to Sept. 19.

September 24: Recalled OF Victor Scott II from Memphis (AAA). Placed 1B Luken Baker on the Paternity List.

September 25: Recalled RHP Chris Roycroft from Memphis (AAA). Placed LHP JoJo Romero (left forearm flexor inflammation) on the 15-Day Injured List, retroactive to Sept. 22.

September 27: Reinstated 1B Luken Baker from the Paternity List. Optioned OF Victor Scott II to Memphis (AAA).

October 1: Activated LHP JoJo Romero, RHP Lance Lynn, RHP Gordon Graceffo, and RHP Sonny Gray from the 15-day injured list, and C Willson Contreras from the 10-day injured list. Recalled 2B Nolan Gorman, LHP Zack Thompson, RHP Gordon Graceffo, OF Victor Scott II, RHP Ryan Loutos, RHP Adam Kloffenstein, and RHP Sem Robberse from Memphis (AAA).

October 31: Declined club options on RHP Kyle Gibson, RHP Lance Lynn and RHP Keynan Middleton. RHP Keynan Middleton, RHP Lance Lynn, 1B Paul Goldschmidt, DH Matt Carpenter, RHP Andrew Kittredge and RHP Kyle Gibson elected free agency.

November 1: Claimed RHP Roddery Muñoz off waivers from Miami Marlins. Activated LHP Drew Rom from the 60-day Injured List.

November 19: Selected the contracts of OF Matt Koperniak, RHP Matt Svanson, RHP Tink Hence, and RHP Tekoah Roby. Outrighted LHP Drew Rom to Memphis (AAA).

November 22: Hired Jon Jay as Coach, Brant Brown as Hitting Coach, and Robert Cerfolio as Assistant General Manager, Player Development & Performance. Non-tendered RHP Adam Kloffenstein.

January 9: Claimed LHP Bailey Horn off waivers from the Detroit Tigers. Reached agreement with RHP Ryan Helsley, LHP JoJo Romero, and LHP John King on one-year contracts for 2025.

February 6: Acquired INF/OF Michael Helman from the Minnesota Twins in exchange for cash considerations.



QUALIFICATIONS AND REGULATIONS

QUALIFICATIONS FOR A BATTING CHAMPION:

Highest batting average and 502 or more plate appearances.

QUALIFICATIONS FOR A PITCHING CHAMPION:

Lowest ERA and 162 or more innings pitched.

PLAYER LIMITS:

40 until opening day, when the number must be reduced to 26 (max. 13 pitchers) until September 1, when it will increase to 28 (max. 14 pitchers).

QUALIFICATIONS FOR A SAVE:

A relief pitcher shall be credited with a save when he meets all three of the following conditions:

1. He is the finishing pitcher in a game won by his club, and
2. He is not the winning pitcher, and
3. He qualifies under one of the following conditions:
 - a. He enters the game with lead of no more than three runs, and pitches for at least one inning, or
 - b. He enters the game with potential tying run either on base, at-bat, or on deck (that is, the potential tying run is either already on base or is one of the first two batsmen he faces), or
 - c. He pitches effectively for at least three innings.

DETERMINING BATTING AVERAGE:

Divide the number of at-bats into the number of hits.

DETERMINING AN EARNED-RUN-AVERAGE:

Multiply the number of earned runs by nine, then divide the number by the number of innings pitched.

DETERMINING FIELDING AVERAGE:

Divide the total number of putouts and assists by total chances (putouts, assists and errors).

DETERMINING ON-BASE AVERAGE:

Add the total of hits, walks and hit-by-pitches and divide by the total of at-bats, walks, hit-by-pitches and sacrifice flies.

DETERMINING SLUGGING AVERAGE:

Divide total bases by the total times at bat. (At-bats do not include walks, sacrifices, hit by pitcher, or times awarded first base by interference or obstruction).

TRADING REGULATIONS:

Trades may be made with any other major league club in the period from the end of the championship season through July 31 without waivers.

QUALIFICATIONS FOR A "ROOKIE":

A player shall be considered a rookie unless, during a previous season or seasons, he has (a) exceeded 130 at-bats or 50 innings pitched in the major leagues; or (b) accumulated more than 45 days on the active roster of a major league club or clubs during the period of the 26-player limit (excluding time in military service).

DETERMINING THE MAGIC NUMBER:

Determine the number of games yet to be played, add one, then subtract the number of games ahead in the lost column of the standings from the closest opponent.

QUALIFICATIONS FOR FIELDING CHAMPIONSHIP:

Highest fielding average and (a) catcher must have played in at least 81 games; (b) infielder or outfielder must have played in at least 108 games; and (c) pitcher must have 162 innings pitched.

CONSECUTIVE-GAMES HITTING STREAK:

A consecutive-game hitting streak shall not be terminated if all the player's plate appearances result in a walk, hit batsman, defensive interference or a sacrifice bunt. The streak shall terminate if the player has a sacrifice fly and no hit.

CONSECUTIVE-GAMES PLAYING STREAK:

A consecutive-game playing streak shall extend if the player plays one half-inning on defense, or if he completes a time at bat by reaching base or being put out. A pinch-running appearance only shall not extend the streak. If a player is ejected from a game by an umpire before he can comply with the requirements of this rule, his streak shall continue.

REGULATION GAME:

A regulation game consists of nine innings unless extended because of a tie score or shortened because (1) the home team needs none of its half of the ninth or only part of it; or (2) because the umpire-in-chief calls the game after five completed innings. A regulation game may be less than five innings if the home team is ahead after the top of the fifth, or takes the lead or ties the score while at bat in the fifth.

INJURED LISTS:

7-DAY: Minimum period of inactivity is seven calendar days, beginning on the day after the player's last game. Created specifically for players with concussion symptoms. There is no limit on the number of players that may be placed on this list.

10-DAY: Minimum period of inactivity is 10 calendar days, beginning on the day after the player's last game. There is no limit on the number of players that may be placed on this list.

15-DAY: Minimum period of inactivity is 15 calendar days, beginning on the day after the pitcher's or two-way player's last game. There is no limit on the number of pitchers that may be placed on this list.

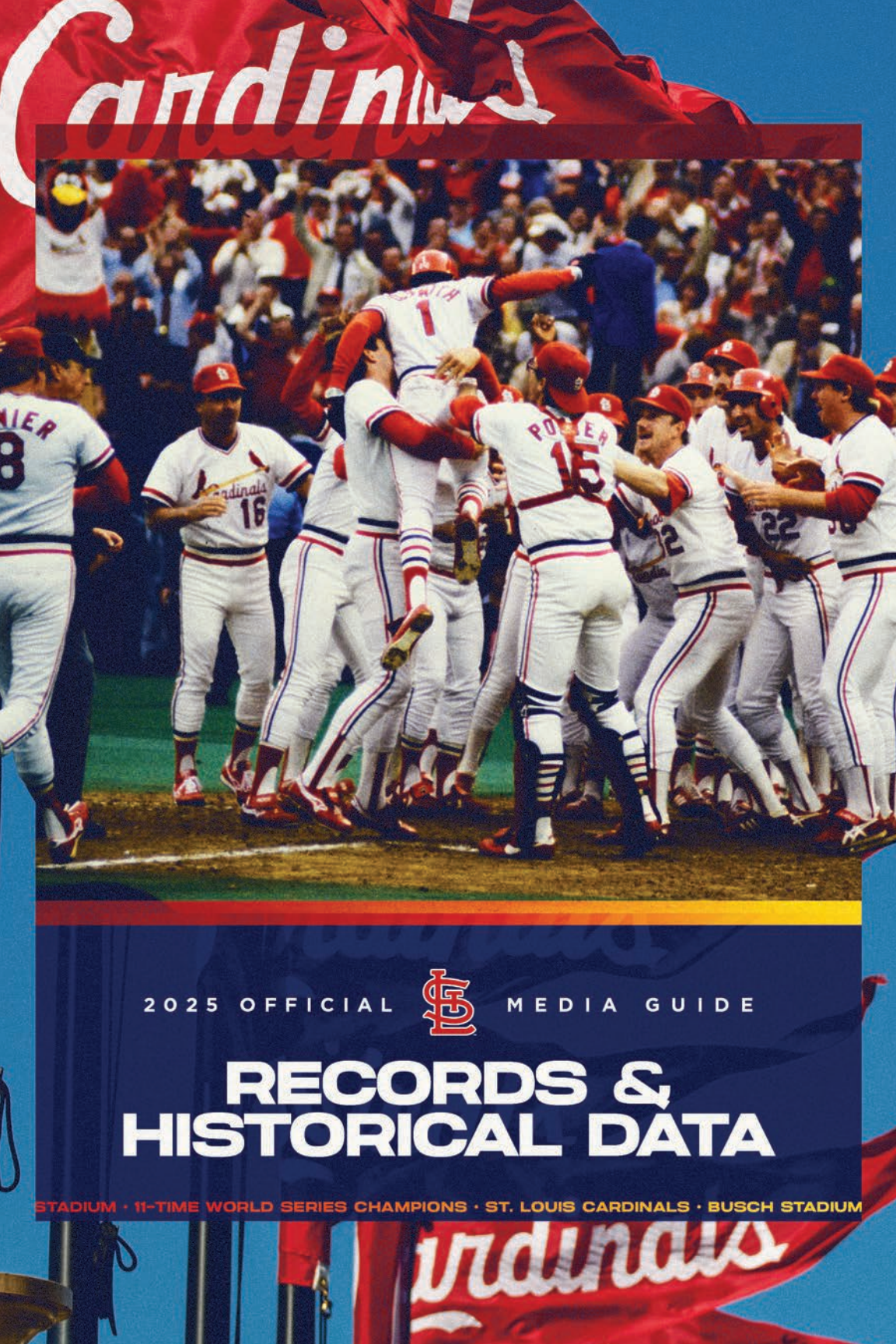
60-DAY: Minimum period of inactivity is 60 calendar days. Players on or transferred to this list after August 1 shall remain there for the balance of the regular season and post-season. This list may be used only when a club is at the maximum limit of 40 players.

TWO-WAY PLAYERS

Players who qualify as "Two-Way Players" may appear as pitchers during a game without counting toward a Clubs' pitcher limitations. A player will qualify as a "Two-Way Player" only if he accrues both: (i) at least 20 Major League innings pitched; and (ii) at least 20 Major League games started (as a position player or designated hitter) with at least three plate appearances in each of those games, in either the current Championship Season or the prior Championship Season. The Club must designate that player as a "Two-Way Player" in advance of that game. Once a Club designates a qualified "Two-Way Player" that designation will remain in effect, and cannot change, for the remainder of that Championship Season and Postseason.

POSITION PLAYERS PITCHING

Any player may appear as a pitcher following the 9th inning of an extra inning game, or in any game in which his team is losing or winning by more than six runs when the player enters as a pitcher.



2025 OFFICIAL



MEDIA GUIDE

RECORDS & HISTORICAL DATA

STADIUM • 11-TIME WORLD SERIES CHAMPIONS • ST. LOUIS CARDINALS • BUSCH STADIUM



WHERE THEY FINISHED 1892 – 2024

Year	Pos.	Won	Lost	Pct.	Attendance	Manager
1892	11	56	94	.373	192,442	Chris Von Der Ahe
1893	10	57	75	.432	195,000	Bill Watkins
1894	9	56	76	.424	155,000	George Miller
1895	11	39	92	.298	170,000	Al Buckenberge, Joe Quinn, Lew Phelan, Chris Von Der Ahe
1896	11	40	90	.308	184,000	Harry Diddlebock, Arlie Latham, Von Der Ahe, Roger Connor, Tommy Dowd
1897	12	29	102	.221	136,400	Tommy Dowd, Hugh Nicol, Bill Hallman, Von Der Ahe
1898	12	39	111	.260	151,700	Tim Hurst
1899	5	84	67	.556	373,909	Patsy Tebeau
1900	5	**65	75	.464	270,000	Patsy Tebeau, Louis Heilbroner
1901	4	76	64	.543	379,988	Patsy Donovan
1902	6	56	78	.418	226,417	Patsy Donovan
1903	8	43	94	.314	263,538	Patsy Donovan
1904	5	75	79	.487	386,750	Charles "Kid" Nichols
1905	6	58	96	.377	292,800	Charles "Kid" Nichols, Jimmy Burke, Stanley Robison
1906	7	52	98	.347	283,770	John McCloskey
1907	8	52	101	.340	185,377	John McCloskey
1908	8	49	105	.318	205,129	John McCloskey
1909	7	54	98	.355	299,982	Roger Bresnahan
1910	7	63	90	.412	363,624	Roger Bresnahan
1911	5	75	74	.503	447,768	Roger Bresnahan
1912	6	63	90	.412	241,759	Roger Bresnahan
1913	8	51	99	.340	203,531	Miller Huggins
1914	3	81	72	.529	346,025	Miller Huggins
1915	6	72	81	.471	252,657	Miller Huggins
1916	7	**60	93	.392	224,308	Miller Huggins
1917	3	82	70	.539	301,948	Miller Huggins
1918	8	51	78	.395	110,596	Jack Hendricks
1919	7	54	83	.394	173,604	Branch Rickey
1920	5	**75	79	.487	325,845	Branch Rickey
1921	3	87	66	.569	384,790	Branch Rickey
1922	3	**85	69	.552	536,343	Branch Rickey
1923	5	79	74	.516	338,548	Branch Rickey
1924	6	65	89	.422	272,884	Branch Rickey
1925	4	77	76	.503	405,297	Branch Rickey, Rogers Hornsby
1926	1	*89	65	.578	681,575	Rogers Hornsby
1927	2	92	61	.601	763,615	Bob O'Farrell
1928	1	95	59	.617	778,147	Bill McKechnie
1929	4	78	74	.513	410,921	Billy Southworth, Bill McKechnie, Gabby Street
1930	1	92	62	.597	519,647	Gabby Street
1931	1	*101	53	.656	623,960	Gabby Street
1932	6	**72	82	.468	290,370	Gabby Street
1933	5	82	71	.536	268,404	Gabby Street, Frank Frisch
1934	1	*95	58	.621	334,863	Frank Frisch
1935	2	96	58	.623	517,805	Frank Frisch
1936	2	**87	67	.565	457,925	Frank Frisch
1937	4	81	73	.526	443,039	Frank Frisch
1938	6	71	80	.470	295,229	Frank Frisch, Mike Gonzalez
1939	2	92	61	.601	410,778	Ray Blades

Year	Pos.	Won	Lost	Pct.	Attendance	Manager
1940	3	84	69	.549	331,899	Ray Blades, Mike Gonzalez, Billy Southworth
1941	2	97	56	.634	642,496	Billy Southworth
1942	1	*106	48	.688	571,626	Billy Southworth
1943	1	105	49	.682	535,014	Billy Southworth
1944	1	*105	49	.682	486,751	Billy Southworth
1945	2	95	59	.617	594,180	Billy Southworth
1946	1	*98	58	.628	1,062,553	Eddie Dyer
1947	2	89	65	.578	1,248,013	Eddie Dyer
1948	2	85	69	.552	1,111,454	Eddie Dyer
1949	2	96	58	.623	1,430,676	Eddie Dyer
1950	5	78	75	.510	1,093,199	Eddie Dyer
1951	3	81	73	.526	1,013,429	Marty Marion
1952	3	88	66	.571	913,113	Eddie Stanky
1953	3	**83	71	.539	880,242	Eddie Stanky
1954	6	72	82	.468	1,039,698	Eddie Stanky
1955	7	68	86	.442	849,130	Eddie Stanky, Harry Walker
1956	4	76	78	.494	1,029,773	Fred Hutchinson
1957	2	87	67	.565	1,183,575	Fred Hutchinson
1958	5	**72	82	.468	1,063,730	Fred Hutchinson, Stan Hack
1959	7	71	83	.461	929,953	Solly Hemus
1960	3	86	68	.558	1,096,632	Solly Hemus
1961	5	80	74	.519	855,305	Solly Hemus, Johnny Keane
1962	6	84	78	.519	953,895	Johnny Keane
1963	2	93	69	.574	1,170,546	Johnny Keane
1964	1	*93	69	.574	1,143,294	Johnny Keane
1965	7	80	81	.497	1,241,195	Albert Schoendienst
1966	6	83	79	.512	1,712,980	Albert Schoendienst
1967	1	*101	60	.627	2,090,145	Albert Schoendienst
1968	1	97	65	.599	2,011,177	Albert Schoendienst
1969+	4	87	75	.537	1,682,583	Albert Schoendienst
1970	4	76	86	.469	1,628,729	Albert Schoendienst
1971	2	90	72	.556	1,604,671	Albert Schoendienst
1972	4	75	81	.481	1,196,894	Albert Schoendienst
1973	2	81	81	.500	1,574,012	Albert Schoendienst
1974	2	86	75	.534	1,838,413	Albert Schoendienst
1975	3	**82	80	.506	1,695,394	Albert Schoendienst
1976	5	72	90	.444	1,207,036	Albert Schoendienst
1977	3	83	79	.512	1,659,287	Vernon Rapp
1978	5	69	93	.426	1,278,175	Vernon Rapp, Jack Krol, Ken Boyer
1979	3	86	76	.531	1,627,256	Ken Boyer
1980	4	74	88	.457	1,385,147	Ken Boyer, Jack Krol, Whitey Herzog, Albert Schoendienst
1981	++1	59	43	.578	1,010,247	Whitey Herzog
1982	1	*92	70	.568	2,111,906	Whitey Herzog
1983	4	79	83	.488	2,317,914	Whitey Herzog
1984	3	84	78	.519	2,037,448	Whitey Herzog
1985	1	101	61	.623	2,637,563	Whitey Herzog
1986	3	79	82	.491	2,471,817	Whitey Herzog
1987	1	95	67	.586	3,072,121	Whitey Herzog
1988	5	76	86	.469	2,892,629	Whitey Herzog
1989	3	86	76	.531	3,080,980	Whitey Herzog
1990	6	70	92	.432	2,573,225	Whitey Herzog, Albert Schoendienst, Joe Torre
1991	2	84	78	.519	2,448,699	Joe Torre
1992	3	83	79	.512	2,418,483	Joe Torre
1993	3	87	75	.537	2,844,328	Joe Torre



WHERE THEY FINISHED
1892 – 2024 (Continued)

Year	Pos.	Won	Lost	Pct.	Attendance	Manager
1994	# 3	**53	61	.465	1,866,544	Joe Torre
1995	# 4	62	81	.434	1,756,727	Joe Torre, Mike Jorgensen
1996	1	88	74	.543	2,654,718	Tony La Russa
1997	4	73	89	.451	2,634,014	Tony La Russa
1998	3	83	79	.509	3,194,092	Tony La Russa
1999	4	75	86	.466	3,225,334	Tony La Russa
2000	1	95	67	.586	3,336,493	Tony La Russa
2001	1	**93	69	.574	3,113,091	Tony La Russa
2002	1	97	65	.599	3,011,756	Tony La Russa
2003	3	85	77	.525	2,910,366	Tony La Russa
2004	1	105	57	.648	3,048,427	Tony La Russa
2005	1	100	62	.617	3,538,948	Tony La Russa
2006	1	*83	78	.516	3,407,114	Tony La Russa
2007	3	78	84	.481	3,552,180	Tony La Russa
2008	4	86	76	.531	3,432,917	Tony La Russa
2009	1	91	71	.562	3,343,252	Tony La Russa
2010	2	86	76	.531	3,301,218	Tony La Russa
2011	2	*90	72	.555	3,093,954	Tony La Russa

** Tied for position.
* World Series champions.
+ Start of divisional play.
++ Split season due to players' strike. Cardinals finished second in each half but had best overall record in Eastern Division.
Shortened season due to players' strike.

Year	Pos.	Won	Lost	Pct.	Attendance	Manager
2012	2	88	74	.543	3,262,109	Mike Matheny
2013	1	97	65	.599	3,369,769	Mike Matheny
2014	1	90	72	.556	3,540,649	Mike Matheny
2015	1	100	62	.617	3,520,889	Mike Matheny
2016	2	86	76	.531	3,444,490	Mike Matheny
2017	3	83	79	.512	3,447,937	Mike Matheny
2018	3	88	74	.543	3,403,587	Mike Matheny Mike Shildt
2019	1	91	71	.562	3,480,393	Mike Shildt
2020	2	30	28	.517	---	Mike Shildt
2021	2	90	72	.555	2,102,530	Mike Shildt
2022	1	93	69	.600	3,320,551	Oliver Marmol
2023	5	71	91	.436	3,241,091	Oliver Marmol
2024	2	**83	79	.512	2,878,115	Oliver Marmol

10,505 9,970 .513 190,091,893

Finishes:

First: 28	Fourth: 14	Seventh: 8	Tenth: 1
Second: 22	Fifth: 14	Eighth: 5	Eleventh: 3
Third: 23	Sixth: 11	Ninth: 1	Twelfth: 2

National League Championships: 19
World Series Championships: 11

CARDINALS RECORD BY DECADE

YEARS	WON-LOST	PCT.	FIRST PLACE FINISHES	WORLD CHAMPIONS
1890s	400-707	.361	None	—
1900s	580-888	.395	None	—
1910s	652-830	.440	None	—
1920s	822-712	.536	1926, 1928	1926
1930s	869-665	.566	1930, 1931, 1934	1931, 1934
1940s	960-580	.623	1942, 1943, 1944, 1946	1942, 1944, 1946
1950s	776-763	.504	None	—
1960s	884-718	.552	1964, 1967, 1968	1964, 1967
1970s	800-813	.496	None	—
1980s	825-734	.529	1981*, 1982, 1985, 1987	1982
1990s	758-794	.488	1996	—
2000s	913-706	.564	2000, 2001+, 2002, 2004, 2005, 2006, 2009	2006
2010s	899-721	.555	2013, 2014, 2015, 2019	2011
2020s	367-339	.520	2022	—

* Split season due to players' strike - finished with best overall record in N.L. East. +Tied for first place.

BEST/WORST WINNING PCT. BY MONTH (SINCE 1966)

Pct.	Best W-L	Year	Month	Pct.	Worst W-L	Year
.722	13-5	1968	APRIL	.167	3-15	1973
.760	19-6	1971	MAY	.308	8-18	1980
.741	20-7	1993	JUNE	.276	8-21	1971
.800	24-6 / 20-5	1968 / 2004	JULY	.276	8-21	1970
.852	23-4	1944	AUGUST	.400	12-18	1973
.778	21-6	2021	SEPTEMBER	.357	10-18	1990
1.000	3-0	2010	OCTOBER	.000	0-4	1986



CARDINALS PITCHING ALL-TIME TOP 10

GAMES

1. Jesse Haines	554
2. Bob Gibson	528
3. Adam Wainwright	478
4. Bill Sherdel	465
5. Bob Forsch	455
6. Al Brazle	441
7. Jason Isringhausen	401
8. Bill Doak	376
9. Todd Worrell	348
10. Lindy McDaniel	336

INNINGS PITCHED

1. Bob Gibson	3,884.1
2. Jesse Haines	3,202.2
3. Adam Wainwright	2,668.1
4. Bob Forsch	2,659.2
5. Bill Sherdel	2,451.2
6. Bill Doak	2,387.0
7. Slim Sallee	1,904.1
8. Ted Breitenstein	1,897.0
9. Harry Brecheen	1,788.1
10. Dizzy Dean	1,737.1

WINS

1. Bob Gibson251
2. Jesse Haines210
3. Adam Wainwright200
4. Bob Forsch163
5. Bill Sherdel153
6. Bill Doak144
7. Dizzy Dean134
8. Harry Brecheen128
9. Slim Sallee106
10. Mort Cooper105

STARTS

1. Bob Gibson482
2. Adam Wainwright411
3. Bob Forsch401
4. Jesse Haines387
5. Bill Doak320
6. Bill Sherdel243
7. Harry Brecheen224
8. Ted Breitenstein220
9. Slim Sallee213
10. Larry Jackson209

COMPLETE GAMES

1. Bob Gibson	255
2. Jesse Haines	209
3. Ted Breitenstein	196
4. Bill Sherdel	145
5. Bill Doak	144
6. Dizzy Dean	141
7. Slim Sallee	124
8. Harry Brecheen	122
9. Mort Cooper	105
10. Jack Powell	101

BASES ON BALLS

1. Bob Gibson	1336
2. Jesse Haines	873
3. Ted Breitenstein	825
4. Bob Forsch	780
5. Bill Doak	741
6. Adam Wainwright	736
7. Bill Hallahan	648
8. Bill Sherdel	599
9. Bob Harmon	596
10. Vinegar Bend Mizell	570

SHUTOUTS

1. Bob Gibson56
2. Bill Doak30
3. Mort Cooper28
4. Harry Brecheen25
5. Jesse Haines24
6. Dizzy Dean23
7. Max Lanier20
Howie Pollet20
9. Bob Forsch19
10. Ernie Broglio18

ERA (SINCE 1912)*

1. John Tudor252
2. Slim Sallee262
3. Red Ames275
4. Mort Cooper277
5. Max Lanier285
6. Harry Brecheen291
Bob Gibson291
8. Bill Doak293
9. Dizzy Dean299
10. Lee Meadows300

* Minimum 750.0 IP

WINNING PERCENTAGE*

1. John Tudor705
2. Chris Carpenter683
3. Mort Cooper677
4. Dizzy Dean641
5. Lon Warneke629
6. Matt Morris620
7. Harry Brecheen618
8. Grover Alexander618
9. Kyle Lohse611
10. Adam Wainwright610

* Minimum 750.0 IP

STRIKEOUTS

1. Bob Gibson3,117
2. Adam Wainwright2,202
3. Dizzy Dean1,095
4. Chris Carpenter1,085
5. Bob Forsch1,079
6. Lance Lynn1,028
7. Matt Morris986
8. Jesse Haines975
9. Steve Carlton951
10. Bill Doak938

SAVES*

1. Jason Isringhausen	217
2. Lee Smith	160
3. Todd Worrell	129
4. Bruce Sutter	127
5. Trevor Rosenthal	121
6. Ryan Franklin	84
Ryan Helsley	84
8. Dennis Eckersley	66
9. Al Hrabosky	59
10. Jason Motte	54

* Since 1969

HOLDS*

1. Kevin Siegrist	78
Giovanny Gallegos	78
3. Steve Kline	71
Kyle McClellan	69
5. Ken Dayley	62
Randy Flores	57
7. Julián Tavárez	51
8. Tony Fossas	50
Jason Motte	50
10. Génesis Cabrera	48

* Since 1913



CARDINALS INDIVIDUAL PITCHING RECORDS — SEASON

Most Games (Righthander)

2011 Jason Motte.....	78
2012 Mitchell Boggs.....	78

Most Games (Lefthander)

2001 Steve Kline.....	89
-----------------------	----

Most Games Started (Righthander)

1911 Bob Harmon.....	41
----------------------	----

Most Games Started (Lefthander)

1920 Ferdie Schupp.....	37
-------------------------	----

Most Complete Games (Righthander)

1904 Jack Taylor.....	39
-----------------------	----

Most Complete Games (Lefthander)

1900 Cowboy Jones.....	29
------------------------	----

Most Games Finished (Righthander)

2004 Jason Isringhausen.....	66
------------------------------	----

Most Games Finished (Lefthander)

1976 Al Hrabosky.....	45
-----------------------	----

Most Innings (Righthander)

1907 Grant McGlynn.....	352.1
-------------------------	-------

Most Innings (Lefthander)

1907 Ed Karger.....	310
---------------------	-----

Most Games Won (Righthander)

1934 Dizzy Dean.....	30
----------------------	----

Most Games Won (Lefthander)

1928 Bill Sherdel.....	21
1946 Howie Pollet.....	21
1985 John Tudor.....	21

Most Games Lost (Righthander)

1907 Grant McGlynn.....	25
1908 Art Raymond.....	25

Most Games Lost (Lefthander)

1900 Cowboy Jones.....	19
1908 Johnny Lush.....	19
1970 Steve Carlton.....	19

Lowest Earned Run Average (Righthander)

1968 Bob Gibson.....	1.12
----------------------	------

Lowest Earned Run Average (Lefthander)

1943 Howie Pollet.....	1.75
------------------------	------

Highest Winning Percentage (Righthander)

2012 Kyle Lohse (16-3).....	.842
-----------------------------	------

Highest Winning Percentage (Lefthander)

1945 Harry Brecheen (15-4).....	.789
---------------------------------	------

Most Saves (Righthander)

2024 Ryan Helsley.....	49
------------------------	----

Most Saves (Lefthander)

1975 Al Hrabosky.....	22
-----------------------	----

Most Holds (Righthander)

2024 Andrew Kittredge.....	37
----------------------------	----

Most Holds (Lefthander)

2004 Ray King.....	31
--------------------	----

Most Consecutive Games Won (Righthander)

1968 Bob Gibson.....	15
----------------------	----

Most Consecutive Games Won (Lefthander)

1985 John Tudor.....	11
----------------------	----

Most Consecutive Games Lost

2007 Anthony Reyes.....	10
2023 Adam Wainwright.....	10

Most Shutouts (Righthander)

1968 Bob Gibson.....	13
----------------------	----

Most Shutouts (Lefthander)

1985 John Tudor.....	10
----------------------	----

Most 1-0 Shutouts, Won

1968 Bob Gibson.....	5
----------------------	---

Most Hits Allowed (Righthander)

1901 Jack Powell.....	351
-----------------------	-----

Most Hits Allowed (Lefthander)

1900 Cowboy Jones.....	334
------------------------	-----

Most Runs Allowed (Righthander)

1900 Jack Powell.....	194
-----------------------	-----

Most Runs Allowed (Lefthander)

1900 Cowboy Jones.....	185
------------------------	-----

Most Earned Runs (Righthander)

1900 Jack Powell.....	142
-----------------------	-----

Most Earned Runs (Lefthander)

1929 Bill Sherdel.....	129
------------------------	-----

Most Home Runs Allowed

1948 Murry Dickson.....	39
-------------------------	----

Most Walks (Righthander)

1911 Bob Harmon.....	181
----------------------	-----

Most Walks (Lefthander)

1920 Ferdie Schupp.....	127
-------------------------	-----

Most Strikeouts (Righthander)

1970 Bob Gibson.....	274
----------------------	-----

Most Strikeouts (Lefthander)

1969 Steve Carlton.....	219
-------------------------	-----

Most Hit Batsmen (Righthander)

1953 Gerry Staley.....	17
------------------------	----

Most Hit Batsmen (Lefthander)

1919 Jackie May.....	14
----------------------	----

Most Wild Pitches (Righthander)

1907, 1909 Fred Beebe.....	15
----------------------------	----

Most Wild Pitches (Lefthander)

1984 Dave LaPoint.....	15
------------------------	----



CARDINALS PITCHING FEATS

N.L. ERA LEADERS (10)

YEAR	PITCHER	G	IP	ERA
1914	Bill Doak	36	256.0	1.72
1921	Bill Doak	32	208.2	2.58
1942	Mort Cooper	37	278.2	1.77
1943	Howie Pollet	16	118.1	1.75
1946	Howie Pollet	40	226.0	2.10

YEAR	PITCHER	G	IP	ERA
1948	Harry Brecheen	33	233.1	2.24
1968	Bob Gibson	34	304.2	1.12
1976	John Denny	30	207.0	2.52
1988	Joe Magrane	24	165.1	2.18
2009	Chris Carpenter	28	192.2	2.24

N.L. WIN LEADERS (8)

YEAR	PITCHER	WINS
1934	Dizzy Dean	30
1935	Dizzy Dean	28
1942	Mort Cooper	22

YEAR	PITCHER	WINS
1946	Howie Pollet	21
1970	Bob Gibson	*23
1984	Joaquín Andújar	20

YEAR	PITCHER	WINS
2001	Matt Morris	*22
2009	Adam Wainwright	19

* Tied

N.L. SAVE LEADERS (14)

YEAR	PITCHER	SAVES
1949	Ted Wilks	9
1952	Al Brazle	16
1959	Lindy McDaniel	*15
1960	Lindy McDaniel	26
1975	Al Hrabosky	*22

YEAR	PITCHER	SAVES
1981	Bruce Sutter	25
1982	Bruce Sutter	36
1984	Bruce Sutter	45
1986	Todd Worrell	36
1991	Lee Smith	47

YEAR	PITCHER	SAVES
1992	Lee Smith	43
2004	Jason Isringhausen	*47
2012	Jason Motte	*42
2024	Ryan Helsley	49

* Tied

N.L. STRIKEOUT LEADERS (11)

YEAR	PITCHER	SO
1906	Fred Beebe	171
1930	Bill Hallahan	177
1931	Bill Hallahan	159
1932	Dizzy Dean	191

YEAR	PITCHER	SO
1933	Dizzy Dean	199
1934	Dizzy Dean	195
1935	Dizzy Dean	190
1948	Harry Brecheen	149

YEAR	PITCHER	SO
1958	Sam Jones	225
1968	Bob Gibson	268
1989	Jose DeLeon	201

CARDINALS NO-HITTERS (9)

PITCHER/OPPONENT	LOCATION	SCORE	DATE
Jesse Haines vs. Boston	Sportsman's Park	5-0	7/17/24
Paul Dean at Brooklyn	Ebbets Field	3-0	9/21/34 [2]
Lon Warneke at Cincinnati	Crosley Field	2-0	8/30/41
Ray Washburn at San Francisco	Candlestick Park	2-0	9/18/68
Bob Gibson at Pittsburgh	Three Rivers Stadium	11-0	8/14/71
Bob Forsch vs. Philadelphia	Busch Stadium	5-0	4/16/78
Bob Forsch vs. Montreal	Busch Stadium	3-0	9/26/83
José Jiménez at Arizona	Bank One Ballpark	1-0	6/25/99
Bud Smith at San Diego	Qualcomm Stadium	4-0	9/3/2001

NO-HIT GAMES VS. CARDINALS (9)

PITCHER/OPPONENT	LOCATION	SCORE	DATE
Christy Mathewson, New York Giants	Robison Field	5-0	7/15/1901
Mal Eason, Brooklyn	Robison Field	2-0	7/20/1906
Hod Eller, Cincinnati	Redland Field	6-0	5/11/1919
Don Cardwell at Chicago	Wrigley Field	4-0	5/15/1960 [2]
Gaylord Perry at San Francisco	Candlestick Park	1-0	9/17/1968
Tom Seaver at Cincinnati	Riverfront Stadium	4-0	6/16/1978
David Palmer, Montreal (5 innings)	Busch Stadium	4-0	4/21/1984
Fernando Valenzuela, Los Angeles	Dodger Stadium	6-0	6/29/1990
Johan Santana, New York Mets	Citi Field	8-0	6/1/2012



CARDINALS BATTING ALL-TIME TOP 10

BATTING AVERAGE

1. Rogers Hornsby359
2. Johnny Mize336
3. Joe Medwick335
4. Stan Musial331
5. Albert Pujols328
6. Chick Hafey326
7. Jim Bottomley325
8. Frankie Frisch312
9. Joe Torre308
10. Ripper Collins307

(min. 2500 ABs)

GW-RBI (1980-Present)

1. Albert Pujols	212
2. Yadier Molina	121
3. Matt Holliday	102
4. Ray Lankford	101
5. Jim Edmonds	87
6. Willie McGee	86
7. Ozzie Smith	83
8. Matt Carpenter	73
9. George Hendrick	62
10. Tom Herr/Terry Pendleton ..	61

AT-BATS

1. Stan Musial	10,971
2. Lou Brock	9,125
3. Yadier Molina	7,817
4. Ozzie Smith	7,160
5. Red Schoendienst	6,841
6. Enos Slaughter	6,775
7. Albert Pujols	6,619
8. Ken Boyer	6,334
9. Curt Flood	6,318
10. Rogers Hornsby	5,881

RUNS

1. Stan Musial	1,949
2. Lou Brock	1,427
3. Albert Pujols	1,333
4. Rogers Hornsby	1,090
5. Enos Slaughter	1,071
6. Red Schoendienst	1,025
7. Ozzie Smith	991
8. Ken Boyer	988
9. Ray Lankford	928
10. Jim Bottomley	921

HITS

1. Stan Musial	3,630
2. Lou Brock	2,713
3. Yadier Molina	2,168
4. Albert Pujols	2,156
5. Rogers Hornsby	2,110
6. Enos Slaughter	2,064
7. Red Schoendienst	1,980
8. Ozzie Smith	1,944
9. Ken Boyer	1,855
10. Curt Flood	1,853

TOTAL BASES

1. Stan Musial	6,134
2. Albert Pujols	4,062
3. Lou Brock	3,776
4. Rogers Hornsby	3,342
5. Enos Slaughter	3,138
6. Yadier Molina	3,118
7. Ken Boyer	3,011
8. Jim Bottomley	2,852
9. Red Schoendienst	2,658
10. Ted Simmons	2,626

GAMES

1. Stan Musial	3,026
2. Lou Brock	2,289
3. Yadier Molina	2,226
4. Ozzie Smith	1,990
5. Enos Slaughter	1,820
6. Albert Pujols	1,814
7. Red Schoendienst	1,795
8. Curt Flood	1,738
9. Ken Boyer	1,667
10. Willie McGee	1,661

DOUBLES

1. Stan Musial	725
2. Albert Pujols	469
3. Lou Brock	434
4. Yadier Molina	408
5. Joe Medwick	377
6. Rogers Hornsby	367
7. Enos Slaughter	366
8. Red Schoendienst	353
9. Jim Bottomley	344
10. Ray Lankford	339

TRIPLES

1. Stan Musial	177
2. Rogers Hornsby	143
3. Enos Slaughter	135
4. Lou Brock	121
5. Jim Bottomley	119
6. Ed Konetchy	94
7. Willie McGee	83
8. Joe Medwick	81
9. Pepper Martin	75
10. Garry Templeton	69

HOME RUNS

1. Stan Musial	475
2. Albert Pujols	469
3. Ken Boyer	255
4. Jim Edmonds	241
5. Ray Lankford	228
6. Mark McGwire	220
7. Rogers Hornsby	193
8. Jim Bottomley	181
9. Yadier Molina	176
10. Ted Simmons	172

RUNS BATTED IN (SINCE 1920)

1. Stan Musial	1,950
2. Albert Pujols	1,397
3. Enos Slaughter	1,149
4. Jim Bottomley	1,105
5. Yadier Molina	1,022
6. Ken Boyer	1,001
7. Ted Simmons	929
8. Joe Medwick	923
9. Ray Lankford	829
10. Lou Brock	814

STOLEN BASES

1. Lou Brock	888
2. Vince Coleman	549
3. Ozzie Smith	433
4. Willie McGee	301
5. Ray Lankford	250
6. Jack Smith	203
7. Frankie Frisch	195
8. Tommy Dowd	187
9. Miller Huggins	174
10. Lonnie Smith	173

BASES ON BALLS

1. Stan Musial	1,605
2. Albert Pujols	1,003
3. Ozzie Smith	876
4. Enos Slaughter	838
5. Ray Lankford	780
6. Matt Carpenter	714
7. Lou Brock	681
8. Rogers Hornsby	662
9. Jim Edmonds	645
10. Ken Boyer	629

PINCH-HITS

1. Gerald Perry	70
2. Steve Braun	60
3. Willie McGee	59
4. Red Schoendienst	54
5. Dane Iorg	47
6. Peanuts Lowrey	47
7. Matt Adams	40
8. Greg Garcia	37
9. Stan Musial	35
10. Kerry Robinson	34
Skip Schumaker	34

GRAND SLAMS

1. Albert Pujols	13
2. Stan Musial	9
3. Ken Boyer	7
Rogers Hornsby	7
Yadier Molina	7
Ted Simmons	7
7. Jim Bottomley	6
Bill White	6
9. Seven players with	5



CARDINALS INDIVIDUAL BATTING RECORDS — SEASON

Most Games

1989 Jose Oquendo..... 163

Most At-Bats (Lefthanded)

1967 Lou Brock..... 689

Most At-Bats (Righthanded)

1964 Curt Flood..... 679

Most At-Bats (Switch Hitter)

1979 Garry Templeton..... 672

Most Runs (Lefthanded)

1901 Jesse Burkett..... 139

Most Runs (Righthanded)

1922 Rogers Hornsby..... 141

Highest Batting Average (Lefthanded)

1899 Jesse Burkett..... .396

Highest Batting Average (Righthanded)

1924 Rogers Hornsby..... .424

Highest Batting Average (Switch Hitter)

1985 Willie McGee..... .353

Most Hits (Lefthanded)

1948 Stan Musial..... 230

Most Hits (Righthanded)

1922 Rogers Hornsby..... 250

Most Hits (Switch Hitter)

1985 Willie McGee..... 216

Most Hits By Pitcher

1902 Mike O'Neill..... 43

Most Singles (Lefthanded)

1901 Jesse Burkett..... 180

Most Singles (Righthanded)

1964 Curt Flood..... 178

Most Doubles (Lefthanded)

2013 Matt Carpenter..... 55

Most Doubles (Righthanded)

1936 Joe Medwick..... 64

Most Triples (Lefthanded)

1894 Roger Connor..... 25

Most Triples (Righthanded)

1893 Perry Werden..... 33

Most Triples, Since 1900 (Righthanded)

1915 Tom Long..... 25

Most Home Runs (Lefthanded)

1940 Johnny Mize..... 43

Most Home Runs (Righthanded)

1998 Mark McGwire..... 70

Most Home Runs (Switch Hitter)

1934 Ripper Collins..... 35

Most Home Runs By Pitcher

1965, 1972 Bob Gibson..... 5

Most Home Runs, Rookie (Lefthanded)

2006 Chris Duncan..... 22

Most Home Runs, Rookie (Righthanded)

2001 Albert Pujols..... 37

Most Home Runs - Home

1998 Mark McGwire..... 38

Most Home Runs - Road

1998 Mark McGwire..... 32

Most Home Runs, One Month

1998 Mark McGwire (May)..... 16

1999 Mark McGwire (July)..... 16

Most Grand Slam Home Runs

2009 Albert Pujols..... 5

Most Runs Batted In (Lefthanded)

1929 Jim Bottomley..... 137

1940 Johnny Mize..... 137

Most Runs Batted In (Righthanded)

1937 Joe Medwick..... 154

Most Runs Batted In By Pitcher

1935 Dizzy Dean..... 21

Most Game-Winning RBIs (Lefthanded)

1982 Keith Hernandez..... 21

Most Game-Winning RBIs (Righthanded)

2006 Albert Pujols..... 25

Most Game-Winning RBIs (Switch Hitter)

1985 Willie McGee..... 17

Most Total Bases (Lefthanded)

1948 Stan Musial..... 429

Most Total Bases (Righthanded)

1922 Rogers Hornsby..... 450

Most Long Hits (Lefthanded)

1948 Stan Musial..... 103

Most Long Hits (Righthanded)

1922 Rogers Hornsby..... 102

Most Sacrifice Hits

1943 Harry Walker..... 36

Most Sacrifice Hits (Pitcher)

1986 Danny Cox..... 16

Most Sacrifice Flies

1982 George Hendrick..... 14

Highest Slugging Average (Lefthanded)

1948 Stan Musial..... .702

Highest Slugging Average (Righthanded)

1922 Rogers Hornsby..... .756

Most Bases On Balls (Lefthanded)

2017 Matt Carpenter..... 109

Most Bases On Balls (Righthanded)

1998 Mark McGwire..... 162

Most Bases On Balls (Switch Hitter)

1910 Miller Huggins..... 116

Most Intentional Bases On Balls

2009 Albert Pujols..... 44

Most Hit By Pitch

1910 Steve Evans..... 31

Most Strikeouts (Lefthanded)

2000 Jim Edmonds..... 167

Most Strikeouts (Righthanded)

2024 Paul Goldschmidt..... 173

Fewest Strikeouts

1927 Frank Frisch (153 Games).... 10

Most Stolen Bases (Lefthanded)

1974 Lou Brock..... 118

Most Stolen Bases (Righthanded)

1982 Lonnie Smith..... 68

Most Stolen Bases (Switch Hitter)

1985 Vince Coleman..... 110

Most Caught Stealing

1914 Miller Huggins..... 36

Most Consecutive Games Reached Safely without Error (Lefthanded)

1943 Stan Musial..... 55

Most Consecutive Games Reached Safely without Error (Righthanded)

1925 Ray Blades..... 53

Most Consecutive Games Hit Safely (Lefthanded)

1950 Stan Musial..... 30

Most Consecutive Games Hit Safely (Righthanded)

1922 Rogers Hornsby..... 33

Most Grounded Into Double Plays

2013 Matt Holliday..... 31

Fewest Grounded Into Double Plays

2018 Matt Carpenter..... 0

Most Pinch-Hits (Lefthanded)

1970 Vic Davalillo..... 24

1993 Gerald Perry..... 24

Most Pinch-Hits (Righthanded)

1953 Peanuts Lowrey..... 22

Most Pinch-Hits (Switch Hitter)

1962 Red Schoendienst..... 22



CARDINALS INDIVIDUAL SINGLE-GAME AND MULTIPLE-GAME BATTING RECORDS

Most Times Faced Pitcher (9-inning game)

8 Taylor Douthit 7/6/1929 [2]

Most Times Faced Pitcher With No Official At-Bats

6 Miller Huggins
(4BB, 1SH, 1SF) 6/1/1910

Most Runs, Game

5 Last: Matt Carpenter 6/26/2018

Most Runs, Game - Pitcher

3 Last: Tyler Lyons 6/19/2015

Most Runs, Two Consecutive Games (18 Innings)

8 Stan Musial 5/19, 5/20/1948

Most Hits, Game

6 Last: Skip Schumaker... 7/26/2008

Most Hits, Game - Pitcher

4 Last: Mike Torrez 7/19/1970

Most Times Six Hits, With Six At-Bats In A Game (Career)

2 Jim Bottomley 9/16/1924 &
8/5/1931 [2]

Most Times Five Hits In A Game, Season

4 Stan Musial 4/30, 5/19,
6/22, 9/22/1948

Most At-Bats With No Hits, Doubleheader (Over 18 Innings)

12 Red Schoendienst 6/9/1947
(24 innings)

Most Hits, Two Straight Doubleheaders

14 Bill White

Most Times Reached Base Safely Consecutive Plate Appearances, Season

12 Chick Hafey 1929
Jim Edmonds 2000

Most Consecutive Hits, Season (bases on balls shown in streak)

10 Chick Hafey 7/6 [2], 7/8,
7/9/1929 (2 BB)
Joe Medwick 7/19 [1 & 2],
7/21/1936 (1 BB)
Corey Dickerson ... 8/23-8/25/2022
(0 BB)

Most Doubles, Game

4 Joe Medwick 8/4/1937
Matt Carpenter 8/26/2018

Most Doubles, Inning

2 Last: Kolten Wong 7/24/2019
(2nd inning)

Most Doubles, Doubleheader

5 Joe Medwick 8/30/1935
Red Schoendienst 6/6/1948

Most Doubles, Two Straight Games

6 Red Schoendienst ... 6/5-6/6 [1]/1948

Most Doubles, Three Straight Games

8 Red Schoendienst ... 6/5-6/[1&2]/1948

Most Triples, Game

3 Last: Jim Bottomley 6/21/1927

Most Triples, Inning

2 Heine Peitz 7/2/1895

Most Home Runs, Game

4 Mark Whiten 9/7/1993 [2]

Most Home Runs, Inning

2 Fernando Tatis 4/23/1999
(3rd inning)

Most Home Runs, Doubleheader (homering in each game)

5 Stan Musial 5/2/1954
(3 in G1, 2 in G2)

Most Three-Homer Games, Season

2 Johnny Mize... 7/13 & 7/20 [2]/1938,
..... 5/13 & 9/8 [1]/1940
Mark McGwire... 4/14 & 5/19/1998
Albert Pujols 4/16 & 9/3/2006

Most Consecutive Home Runs, Two Games (includes base on balls)

4 Stan Musial 7/7 [2] (1HR) &
7/8/1962 (3HR)
Albert Pujols 4/16 (3HR) &
4/17/2006 (1HR)

Most Home Runs, Five Straight

7/1 Games 7/18 (6) 1961
7 Jim Bottomley 7/5-7/9/1929
Matt Carpenter 7/14-7/21 [1]

Most Consecutive Games With A Home Run

6 Matt Carpenter. 7/14-7/21 [2]/2018
Paul Goldschmidt... 7/22-7/27/2019

Most Total Bases, Game

16 Mark Whiten 9/7/1993
Matt Carpenter 7/20/2018

Most Extra-Base Hits, Game

5 Matt Carpenter 7/20/2018
(2 2B, 3 HR) *Tied MLB Record

Most Extra-Base Hits, Doubleheader (18 Innings)

6 Joe Medwick 5/30/1935
(5 2B, 1 3B)
Red Schoendienst 6/6/1948
(5 2B, 1 HR)

Most Extra-Base Hits, Two Straight Games

7 R. Schoendienst .. 6/5-6/6 [1]/1948
Jim Edmonds 4/4-8/2003

Most Extra-Base Hits, Three Straight Games

9 Red Schoendienst
6/5-6/6[1&2]/1948

Most Games With Four Extra-Base Hits (season)

2 Joe Medwick 5/12 & 8/4/1937
Jim Edmonds 4/4 & 6/28/2003
Matt Carpenter... 7/20 & 8/26/2018

Most RBIs, Game

12 Jim Bottomley 8/6/1924
Mark Whiten 9/7/1993 [2]

Most RBIs, Inning

8 Fernando Tatis 4/23/1999
(3rd inning)

Most Consecutive Games With RBI

12 Rip Collins 1935

Most RBIs, Two Straight Games

13 Mark Whiten 9/7 [1&2]/1993

Most Walks, Game (Inning)

5 Solly Hemus 9/15/1951
Ted Sizemore 8/12/1974 (13)
Reggie Smith 9/13/1974 (17)
Colby Rasmus 5/22/2011 (10)

Most Consecutive Games, One Or More Walks

16 Jack Clark (28 walks)
7/18 - 8/10/1987

Most Walks, Doubleheader

6 Johnny Mize 8/26/1939
Jack Clark 7/8/87 (19 innings)

Most Strikeouts, Game

5 Last: Dexter Fowler 9/24/2019
(19 innings)

Most Sacrifice Flies, Game

3 Vince Coleman 5/1/1986

Most Times Reaching Base On Error In One Inning (Fair-hit Balls)

2 Stu Martin 6/22/40
(6th inning)

Most Stolen Bases, Game

5 Lonnie Smith 9/4/1982

Most Steals Of Home, Game

2 Ed Konetchy 9/30/1907

Most Grand Slams, Inning

2 Fernando Tatis 4/23/1999
(3rd inning)



CARDINALS BATTING FEATS

CARDINALS WHO HOMERED IN FIRST MAJOR LEAGUE AT-BAT (10)

Eddie Morgan4/14/1936 vs. Chicago (opening day)
..... (first pitch, pinch-hit)
Wally Moon.....4/13/1954 vs. Chicago (opening day)
Keith McDonald7/4/2000 (ph) & 7/6 vs. Cincinnati
..... (first two at-bats)
Chris Richard7/17/2000 at Minnesota
Gene Stechschulte4/17/2001 vs. Arizona
..... (first pitch, pinch-hit)

Hector Luna4/8/2004 vs. Milwaukee
..... (second pitch)
Adam Wainwright.....5/24/2006 at San Francisco
..... (first pitch)
Mark Worrell6/5/2008 [2] at Washington
..... (full count)
Paul DeJong5/28/2017 at Colorado
..... (second pitch, pinch-hit)
Lane Thomas.....4/19/2019 vs. New York Mets
..... (second pitch, pinch-hit)

CARDINALS WITH THREE OR MORE HOMERS IN ONE GAME (23)

Frank Shugart.....5/10/1894 at Cincinnati
George Harper9/20/1928 [1] at New York
George Watkins.....6/24/1931 [2] at Philadelphia
Johnny Mize7/13/1938 vs. Boston
Johnny Mize7/20/1938 [2] vs. New York
Johnny Mize5/13/1940 (14 inn.) at Cincinnati
Johnny Mize9/8/1940 [1] vs. Pittsburgh
Stan Musial.....5/2/1954 [1] vs. New York
Bill White7/5/1961 at Los Angeles
Stan Musial.....7/8/1962 at New York
Reggie Smith.....5/22/1976 at Philadelphia
Mark Whiten (4 HRs).....9/7/1993 at Cincinnati

Mark McGwire4/14/1998 vs. Arizona
Mark McGwire5/19/1998 at Philadelphia
Mark McGwire5/18/2000 at Philadelphia
Albert Pujols7/20/2004 at Chicago
Albert Pujols4/16/2006 vs. Cincinnati
Albert Pujols9/3/2006 vs. Pittsburgh
Albert Pujols5/30/2010 at Chicago
Matt Carpenter7/20/2018 at Chicago
Paul Goldschmidt3/29/2019 at Milwaukee
Paul DeJong.....7/24/2019 at Pittsburgh
Paul Goldschmidt5/7/2023 vs. Detroit

CARDINALS WHO HOMERED IN ALL-STAR GAME (15)

Stan Musial.....7/13/1948 at St. Louis (Sportsman's Park)
.....7/12/1949 at Brooklyn (Ebbets Field)
.....7/10/1951 at Detroit (Briggs Stadium)
.....7/12/1955 at Milwaukee (County Stadium)
.....7/10/1956 at Washington (Griffith Stadium)
.....*7/13/1960 at New York (Yankee Stadium)
Frankie Frisch.....7/6/1933 at Chicago (Comiskey Park)
.....7/10/1934 at New York (Polo Grounds)

Ken Boyer.....7/13/1960 at New York (Yankee Stadium)
.....7/7/1964 at New York (Shea Stadium)
Joe Medwick7/10/1934 at New York (Polo Grounds)
Red Schoendienst.....**7/11/1950 at Chicago (Comiskey Park)
Reggie Smith ...7/23/1974 at Pittsburgh (Three Rivers Stadium)
Yadier Molina7/11/2017 at Miami (Marlins Park)
Paul Goldschmidt...7/19/2022 at Los Angeles (Dodger Stadium)
*pinch hit ; **14th inning

GRAND SLAMS HIT BY CARDINALS PITCHERS SINCE 1900 (12)

Pitcher and date	Opponent (Pitcher)
Mike O'Neill (pinch-hit)6/3/1902 at Boston	(Charles Pittinger)
Curt Davis, 4/26/1938.....at Cincinnati (Al Hollingsworth)	
Bob Gibson, 9/29/1965...at San Francisco (Gaylord Perry)	
Bob Gibson, 7/26/1973 [1]vs. New York	(John Strohmayr)
Rick Wise, 8/21/1973at Atlanta (Roric Harrison)	

Pitcher and date	Opponent (Pitcher)
Joaquin Andujar, 5/15/1984vs. Atlanta (Jeff Dedmon)	
Bob Forsch, 8/10/1986vs. Pittsburgh (Mike Bielecki)	
Donovan Osborne, 9/7/1996 ..vs. San Diego (Andy Ashby)	
Kent Mercker, 9/2/1998at Florida (Jesus Sanchez)	
Chris Carpenter, 10/1/2009at Cincinnati (Kip Wells)	
Brad Penny, 5/21/2010...vs. Los Angeles-AL (Joel Píñeiro)	
Jake Westbrook, 8/31/2011.....at Milwaukee (Randy Wolf)	

CARDINALS WHO HIT FOR THE CYCLE (17)

Cliff Heathcote...6/13/18 at Philadelphia (8-8 tie in 19 inn.)
Jim Bottomley7/15/27 at Philadelphia
Chick Hafey8/21/30 vs. Philadelphia
Pepper Martin5/25/33 at Philadelphia
Joe Medwick.....6/29/35 at Cincinnati
Johnny Mize7/13/40 [1] vs. New York
Stan Musial.....7/24/49 at Brooklyn
Bill White8/14/60 [1] at Pittsburgh
Ken Boyer.....9/14/61 [2] vs. Chicago

Ken Boyer.....6/16/64 at Houston
Joe Torre6/27/73 at Pittsburgh
Lou Brock5/27/75 vs. San Diego
Willie McGee6/23/84 at Chicago
Ray Lankford9/15/91 vs. New York
John Mabry.....5/18/96 at Colorado
Mark Grudzielanek4/27/05 vs. Milwaukee
Nolan Arenado.....7/1/2022 at Philadelphia

CARDINALS WITH SIX OR MORE HITS IN ONE GAME (7)

Duff Cooley.....9/30/1893 [2] vs. Boston
Roger Connor.....6/1/1895 at New York
Dick Harley6/24/1897 (12 inn.) at Pittsburgh
Jim Bottomley9/16/1924 at Brooklyn

Jim Bottomley.....8/5/1931 [2] at Pittsburgh
Terry Moore.....9/5/1935 vs. Boston
Skip Schumaker7/26/2008 (14 inn.) at New York Mets



CARDINALS BATTING FEATS (Continued)

N.L. TRIPLE CROWN WINNERS (3)

YEAR	PLAYER	YEAR	PLAYER	YEAR	PLAYER
1922	Rogers Hornsby (.401/42/152)	1925	Rogers Hornsby (.403/39/143)	1937	Joe Medwick (.374/31/154)

N.L. BATTING CHAMPIONS (22)

YEAR	PLAYER	AVG	YEAR	PLAYER	AVG	YEAR	PLAYER	AVG
1901	Jesse Burkett.....	.382	1937	Joe Medwick.....	.374	1957	Stan Musial.....	.351
1920	Rogers Hornsby.....	.370	1939	Johnny Mize.....	.349	1971	Joe Torre.....	.363
1921	Rogers Hornsby.....	.397	1943	Stan Musial.....	.357	1979	Keith Hernandez.....	.344
1922	Rogers Hornsby.....	.401	1946	Stan Musial.....	.365	1985	Willie McGee.....	.353
1923	Rogers Hornsby.....	.384	1948	Stan Musial.....	.376	1990	Willie McGee.....	.335
1924	Rogers Hornsby.....	.424	1950	Stan Musial.....	.346	2003	Albert Pujols.....	.359
1925	Rogers Hornsby.....	.403	1951	Stan Musial.....	.355			
1931	Chick Hafey.....	.349	1952	Stan Musial.....	.336			

N.L. HOME RUN LEADERS (11)

YEAR	PLAYER	HR	YEAR	PLAYER	HR	Year	Player	HR
1922	Rogers Hornsby.....	42	1937	Joe Medwick.....	31	1999	Mark McGwire.....	65
1925	Rogers Hornsby.....	39	1939	Johnny Mize.....	28	2009	Albert Pujols.....	47
1928	Jim Bottomley.....	31	1940	Johnny Mize.....	43	2010	Albert Pujols.....	42
1934	Rip Collins.....	35	1998	Mark McGwire.....	70			

.400 HITTERS (3)

YEAR	PLAYER	AVG.	YEAR	PLAYER	AVG.	YEAR	PLAYER	AVG.
1924	Rogers Hornsby.....	.424	1925	Rogers Hornsby.....	.403	1922	Rogers Hornsby.....	.401

200 HITS IN A SEASON (41)

YEAR	PLAYER	HITS	YEAR	PLAYER	HITS	Year	Player	Hits
1922	Rogers Hornsby.....	250	1985	Willie McGee.....	216	1900	Jesse Burkett.....	202
1937	Joe Medwick.....	237	2003	Albert Pujols.....	212	1970	Lou Brock.....	202
1921	Rogers Hornsby.....	235	1964	Curt Flood.....	211	1921	Austin McHenry.....	201
1948	Stan Musial.....	230	1979	Garry Templeton.....	211	1930	Taylor Douthit.....	201
1971	Joe Torre.....	230	1979	Keith Hernandez.....	210	1939	Joe Medwick.....	201
1899	Jesse Burkett.....	228	1927	Frankie Frisch.....	208	1963	Dick Groat.....	201
1901	Jesse Burkett.....	228	1949	Stan Musial.....	207	1934	Rip Collins.....	200
1946	Stan Musial.....	228	1929	Taylor Douthit.....	206	1953	Stan Musial.....	200
1924	Rogers Hornsby.....	227	1967	Lou Brock.....	206	1963	Curt Flood.....	200
1925	Jim Bottomley.....	227	1951	Stan Musial.....	205	1963	Bill White.....	200
1935	Joe Medwick.....	224	1920	Milt Stock.....	204	1964	Lou Brock.....	200
1936	Joe Medwick.....	223	1937	Johnny Mize.....	204	1971	Lou Brock.....	200
1943	Stan Musial.....	220	1925	Rogers Hornsby.....	203	1977	Garry Templeton.....	200
1920	Rogers Hornsby.....	218	1970	Joe Torre.....	203			

20 HOME RUNS & 20 STOLEN BASES IN A SEASON (10)

YEAR	PLAYER	HR-SB	YEAR	PLAYER	HR-SB	YEAR	PLAYER	HR-SB
1967	Lou Brock.....	21-52	1996	Ray Lankford.....	21-35	1999	Fernando Tatis.....	34-21
1992	Ray Lankford.....	20-42	1997	Ray Lankford.....	31-21	2004	Reggie Sanders.....	22-21
1995	Ray Lankford.....	25-24	1998	Ray Lankford.....	31-26	2017	Tommy Pham.....	23-25
1995	Brian Jordan.....	22-24						



CARDINALS BATTING FEATS (Continued)

30 HOME RUNS IN A SEASON (50)

YEAR	PLAYER	HR	YEAR	PLAYER	HR	YEAR	PLAYER	HR
1998	Mark McGwire	70	2008	Albert Pujols	37	1960	Ken Boyer	32
1999	Mark McGwire	65	2011	Albert Pujols	37	2000	Mark McGwire	32
2006	Albert Pujols	49	1949	Stan Musial	36	2007	Albert Pujols	32
2009	Albert Pujols	47	2018	Matt Carpenter	36	2012	Carlos Beltran	32
2004	Albert Pujols	46	1934	Rip Collins	35	2011	Lance Berkman	31
1940	Johnny Mize	43	1954	Stan Musial	35	1928	Jim Bottomley	31
2003	Albert Pujols	43	1987	Jack Clark	35	1937	Joe Medwick	31
1922	Rogers Hornsby	42	2022	Paul Goldschmidt	35	1997	Ray Lankford	31
2000	Jim Edmonds	42	1970	Richie Allen	34	1998	Ray Lankford	31
2004	Jim Edmonds	42	1999	Fernando Tatis	34	2021	Paul Goldschmidt	31
2010	Albert Pujols	42	2002	Albert Pujols	34	1953	Stan Musial	30
2005	Albert Pujols	41	2004	Scott Rolen	34	1996	Ron Gant	30
1925	Rogers Hornsby	39	2019	Paul Goldschmidt	34	2001	Jim Edmonds	30
1948	Stan Musial	39	2021	Nolan Arenado	34	2016	Jedd Gyorko	30
2003	Jim Edmonds	39	2021	Tyler O'Neill	34	2019	Paul DeJong	30
2008	Ryan Ludwick	37	1955	Stan Musial	33	2022	Nolan Arenado	30
2001	Albert Pujols	37	1951	Stan Musial	32			

MULTIPLE CARDINALS WITH 30 HOME RUNS IN A SEASON (11)

YEAR	PLAYER (HR)	YEAR	PLAYERS (HR)
1998	Mark McGwire (70), Ray Lankford (31)	2008	Ryan Ludwick (37), Albert Pujols (37)
1999	Mark McGwire (65), Fernando Tatis (34)	2011	Albert Pujols (37), Lance Berkman (31)
2000	Jim Edmonds (42), Mark McGwire (32)	2019	Paul Goldschmidt (34), Paul DeJong (30)
2001	Albert Pujols (37), Jim Edmonds (30)	2021	Nolan Arenado (34), Tyler O'Neill (34), Paul Goldschmidt (31)
2003	Albert Pujols (43), Jim Edmonds (39)	2022	Paul Goldschmidt (35), Nolan Arenado (30)
2004	Albert Pujols (46), Jim Edmonds (42), Scott Rolen (34)		

200 HITS & 30 HOME RUNS IN A SEASON (9)

YEAR	PLAYER	HITS-HR	YEAR	PLAYER	HITS-HR	YEAR	PLAYER	HITS-HR
1922	Rogers Hornsby	250-42	1937	Joe Medwick	237-31	1951	Stan Musial	205-32
1925	Rogers Hornsby	203-39	1948	Stan Musial	230-39	1953	Stan Musial	200-30
1934	Rip Collins	200-35	1949	Stan Musial	207-36	2003	Albert Pujols	212-43

.300-30-100 CLUB (26)

Players who batted at least .300 with 30 or more homers and 100 or more RBI in a season.

YEAR	PLAYER	AVG.-HR-RBI	YEAR	PLAYER	AVG.-HR-RBI	YEAR	PLAYER	AVG.-HR-RBI
1922	Rogers Hornsby	.401-42-152	1954	Stan Musial	.330-35-126	2005	Albert Pujols	.330-41-117
1925	Rogers Hornsby	.403-39-143	1955	Stan Musial	.319-33-108	2006	Albert Pujols	.331-49-137
1928	Jim Bottomley	.325-31-136	2001	Jim Edmonds	.304-30-110	2007	Albert Pujols	.327-32-103
1934	Rip Collins	.333-35-128		Albert Pujols	.329-37-130	2008	Albert Pujols	.357-37-116
1937	Joe Medwick	.374-31-154	2002	Albert Pujols	.314-34-127	2009	Albert Pujols	.327-47-135
1940	Johnny Mize	.314-43-137	2003	Albert Pujols	.359-43-124	2010	Albert Pujols	.312-42-118
1948	Stan Musial	.376-39-131	2004	Jim Edmonds	.301-42-111	2022	Paul Goldschmidt	.317-35-115
1949	Stan Musial	.338-36-123		Albert Pujols	.331-46-123			
1951	Stan Musial	.355-32-108		Scott Rolen	.314-34-124			
1953	Stan Musial	.337-30-113						

CARDINALS WHO HIT SAFELY IN 25 OR MORE CONSECUTIVE GAMES (10)

YEAR	PLAYER	GAMES	YEAR	PLAYER	GAMES	YEAR	PLAYER	GAMES
1922	Rogers Hornsby	33	1959	Ken Boyer	29	1971	Lou Brock	26
1950	Stan Musial	30	1935	Joe Medwick	28	1999	Joe McEwing	25
2003	Albert Pujols	30	1954	Red Schoendienst	28	2022	Paul Goldschmidt	25
1943	Harry Walker	29						



CARDINALS BATTING LEADERS

SINGLE-SEASON OFFENSIVE LEADERS BY POSITION

POS	PLAYER	HR	PLAYER	RBI	PLAYER	SB
C	Ted Simmons, 1979	26	Ted Simmons, 1972	96	Yadier Molina, 2012	12
1B	Mark McGwire, 1998	69	Mark McGwire, 1999	147	Gregg Jefferies, 1993	46
2B	Rogers Hornsby, 1922	42	Rogers Hornsby, 1922	152	Delino DeShields, 1997	54
SS	Paul DeJong, 2019	30	Edgar Renteria, 2003	100	Ozzie Smith, 1988	57
3B	Tatis (99), Rolen (04), Arenado (21)	34	Joe Torre, 1971	137	Pepper Martin, 1933	26
LF	Tyler O'Neill, 2021	34	Joe Medwick, 1937	154	Lou Brock, 1974	118
CF	Jim Edmonds, 2000	41	Jim Edmonds, 2001	110	Willie McGee, 1985	56
RF	Stan Musial, 1948	39	Stan Musial, 1948	131	Andy Van Slyke, 1985	32
P	Bob Gibson, 1965 & '72	5	Dizzy Dean, 1935	21	Bob Gibson, 1969	5

Totals are only while playing designated position, not including statistics accumulated during the season while pinch-hitting, pinch-running or playing another position.

Stolen base leaders since 1920.

SINGLE-SEASON FIELDING LEADERS BY POSITION

POS	PLAYER	YEAR	G	TC	E	PCT
C	Mike Matheny	2003	138	823	0	1.000
1B	Paul Goldschmidt	2022	128	1,163	1	.999
2B	Jose Oquendo	1990	150	681	3	.996
SS	Paul DeJong	2019	157	653	7	.989
3B	Troy Glaus	2008	146	385	7	.982
OF	Curt Flood	1966	159	396	0	1.000
OF	Orlando Palmeiro	2003	112	171	0	1.000
OF	Jon Jay	2012	116	292	0	1.000
OF	Michael Siani	2024	121	244	0	1.000
OF	Ray Lankford	1996	144	366	1	.997
OF	Jon Jay	2013	152	340	1	.997
OF	Tony Scott	1980	134	330	1	.997

CARDINALS ROOKIE RECORDS

PITCHING	
Games	77, Mike Perez, 1992
Games Won	21, Johnny Beazley, 1942
Games Lost	20, Ted Breitenstein, 1892
	and Jesse Haines, 1920
Games Started	37, Jesse Haines, 1920
Complete Games	28, Ted Breitenstein, 1892
Shutouts	6, Harvey Haddix, 1953
Innings Pitched	301.2, Jesse Haines, 1920
Strikeouts	194, Rick Ankiel, 2000
Walks	148, Ted Breitenstein, 1892
Saves	*36, Todd Worrell, 1986
Winning Pct. #810 (17-4), Ted Wilks, 1944
ERA +	2.13, Johnny Beazley, 1942

*NL rookie record.

**Major League rookie record.

#Minimum of 18 decisions.

+Minimum of 154/162 innings pitched.

BATTING	
At-Bats	636, Vince Coleman, 1985
Batting Average	**373, George Watkins, 1930
Runs	112, Albert Pujols, 2001
Hits	194, Emmet Heidrick, 1899
	and Albert Pujols, 2001
Singles	157, Emmet Heidrick, 1899
Doubles	47, Albert Pujols, 2001
Triples	25, Tommy Long, 1915
Home Runs	37, Albert Pujols, 2001
Extra-Base Hits	*88, Albert Pujols, 2001
Total Bases	*360, Albert Pujols, 2001
Slugging Average	**621, George Watkins, 1930
Runs-Batted-In	*130, Albert Pujols, 2001
Walks	75, Solly Hemus, 1951
Strikeouts	125, Harrison Bader, 2018
Stolen Bases	**110, Vince Coleman, 1985
Pinch Hits	20, Joe Frazier, 1954
Longest Hitting Streak (games)	25, Joe McEwing, 1999

*NL rookie record.

**Major League rookie record.



CARDINALS LEADERS IN HOME RUN CATEGORIES

LEADOFF HOMERS (SEASON)

1. Matt Carpenter, 2018 8
2. Lou Brock, 1967 5
- Lou Brock, 1970 5
- Matt Carpenter, 2015 5
- Ray Lankford, 1994 5

LEADOFF HOMERS (CAREER)

1. Matt Carpenter 24
2. Lou Brock 21
3. Ray Lankford 7
4. Ray Blades 6
5. Jack Smith 5
- Lonnie Smith 5
- Lars Nootbaar 5

EXTRA-INNING HOMERS (SEASON)

1. Mark McGwire, 1998 4
2. Ken Boyer, 1958 3
- Jack Clark, 1987 3
- Paul Goldschmidt, 2019 3
- Felix Jose, 1992 3

EXTRA-INNING HOMERS (CAREER)

1. Albert Pujols 13
2. Stan Musial 11
3. Jim Edmonds 7
4. Ken Boyer 6
- Ted Simmons 6
- Ray Lankford 6

WALK-OFF HOMERS (SEASON)

1. 29 players tied 2

WALK-OFF HOMERS (CAREER)

1. Stan Musial 12
2. Albert Pujols 10
3. Ken Boyer 5
- Jim Edmonds 5
5. Enos Slaughter 4
- Kolten Wong 4
- Paul Goldschmidt 4

MULTIPLE-HR GAMES (CAREER)

1. Albert Pujols 46
2. Stan Musial 37
3. Mark McGwire 28
4. Rogers Hornsby 18
5. Ray Lankford 17
- Jim Edmonds 17
- Ken Boyer 17

MULTIPLE-HR GAMES (SEASON)

1. Albert Pujols, 2009 10
- Mark McGwire, 1998 10
3. Mark McGwire, 1999 9
4. Albert Pujols, 2010 6
- Jack Clark, 1987 6
- Stan Musial, 1954 6
- Stan Musial, 1949 6
- Johnny Mize, 1940 6

PINCH-HIT HOMERS (SEASON)

1. George Crowe, 1959 4
- George Crowe, 1960 4
- Jeremy Hazelbaker, 2016 4
- Carl Sawatski, 1961 4
- 13 players tied 3
- (Last: José Rondón, 2021)

PINCH-HIT HOMERS (CAREER)

1. George Crowe 8
2. Matt Adams 7
3. Carl Sawatski 6
- Gerald Perry 6
- Chris Duncan 6
6. Matt Carpenter 5
- Albert Pujols 5

GRAND SLAMS (SEASON)

1. Albert Pujols, 2009 5
2. Jim Bottomley, 1929 3
- Keith Hernandez, 1977 3
- Fernando Tatis, 1999 3
5. 34 players tied 2
- (Last: Dylan Carlson, 2021)

GRAND SLAMS (CAREER)

1. Albert Pujols 13
2. Stan Musial 9
3. Ken Boyer 7
- Rogers Hornsby 7
- Yadier Molina 7
- Ted Simmons 7

INSIDE-PARK HOMERS (SEASON)

1. Jesse Burkett, 1901 8
2. Jesse Burkett, 1900 6
- Rogers Hornsby, 1917 6
- Ed Konetchy, 1912 6
- Ed Konetchy, 1913 6

INSIDE-PARK HOMERS (CAREER)

1. Rogers Hornsby 30
2. Ed Konetchy 22
3. Jesse Burkett 19
4. Homer Smoot 12
5. Walton Cruise 9
- Stan Musial 9

MOST HOMERS IN ONE MONTH

1. Mark McGwire, May 1998 16
- +Mark McGwire, July '99 16
3. Mark McGwire, Sept. '97 15
- Mark McGwire, Sept. '98 15
5. Jim Edmonds, June '03 14
- *Albert Pujols, April '06 14
- Albert Pujols, June '09 14
8. Mark McGwire, May '00 13
- Jim Edmonds, July '04 13
10. Whitey Kurowski, Aug. '47 ... 12
- Mark McGwire, Aug. '99 12
- Mark McGwire, Sept. '99 12
- Albert Pujols, Aug. '04 12
14. Ripper Collins, June '35 11
- Rogers Hornsby, May '25 11
- Stan Musial, May '54 11
- Mark McGwire, July '01 11
- Albert Pujols, May '06 11
- Albert Pujols, Aug. '10 11
- Matt Carpenter, July '18 11
- Paul Goldschmidt, July '19 11
- Tyler O'Neill, Sept. 21 11

+Tied MLB July Record (A. Belle-CWS, 1998)

*Tied MLB April Record (A. Rodríguez-NYY, 2007).

Home Run information courtesy David Vincent, Society for American Baseball Research (SABR).



TEAM HIGHS & LOWS (SINCE 1892)

WINNING STREAK

17 Games..... 9/11/2021-9/28/2021
 14 Games..... 7/2/1935-7/18/1935
 12 Games..... 4/11/1982-4/24/1982
 12 Games..... 7/18/1943-7/27/1943
 11 Games..... 5/21/1941-5/30/1941
 11 Games..... 8/9/2001-8/19/2001

POSTSEASON

6 Games..... 10/12/1985-10/20/1985

LOSING STREAK

18 Games..... 9/3/1897-9/26/1897
 15 Games..... 9/6/1909-9/24/1909
 14 Games..... 6/25/1986-7/8/1896
 14 Games..... 6/21/1905-7/6/1905
 14 Games..... 9/16/1916-10/01/1916

POSTSEASON

6 Games..... 10/4/1928-10/2/1930

LONGEST GAME — INNINGS

25..... 9/11/1974 at New York-NL
 20..... 4/17/2010 vs. New York-NL
 4/27/2003 at Florida
 8/28/1930 at Chicago-NL
 19..... Done 4 Times
 (last: 9/24/2019 at Arizona)

POSTSEASON

13..... 10/11/2013 vs. Los Angeles-NL

MOST RUNS INNING — CARDINALS

12..... 7/21/2012 vs. Chicago-NL - 7th
 9/16/1926 vs. San Francisco - 3rd
 11..... 5/8/2005 vs. San Diego - 1st

POSTSEASON

*10..... 10/9/2019 at Atlanta - 1st

MOST RUNS INNING — OPPONENT

13..... 8/24/1993 at San Diego - 1st
 5/7/1966 vs. San Francisco - 3rd
 7/25/1900 at Boston - 1st
 5/13/1911 at New York - 1st
 12..... 4/22/1892 at Pittsburgh - 1st
 8/30/1953 at Brooklyn - 7th

POSTSEASON

10..... 10/9/1968 at Detroit- 3rd

MOST RUNS GAME — CARDINALS

28..... 7/6/1929 at Philadelphia (G2)
 23..... 9/16/26 at Philadelphia (G1)
 6/1/1895 at New York
 5/26/1895 vs. Washington
 7/27/1918 at Brooklyn (G2)

POSTSEASON

16..... 10/22/11 at Texas

MOST RUNS GAME — OPPONENT

28..... 9/3/1896 at Boston (G1)
 26..... 8/1/1894 at Chicago
 25..... 5/31/1897 at Boston
 8/1/1893 vs. Pittsburgh (G1)
 6/10/1892 at Baltimore (G1)

POSTSEASON

15..... 10/17/1996 at Atlanta

MOST HITS GAME — CARDINALS

28..... 7/6/1929 at Philadelphia (G2)
 26..... 8/22/2008 vs. Atlanta
 8/9/1932 at Philadelphia
 9/23/1930 at Philadelphia
 25..... 7/27/1918 at Brooklyn (G2)

POSTSEASON

20..... 10/10/1946 at Boston-AL

MOST HITS GAME — OPPONENT

25..... 8/25/1936 vs. Boston (G1)
 8/24/1936 vs. Pittsburgh
 6/24/1917 vs. Cincinnati (G2)
 24..... 6/20/2006 at Chicago-AL
 8/3/1961 vs. Pittsburgh

POSTSEASON

22..... 10/14/1996 vs. Atlanta

MOST XBH INNING — CARDINALS

8..... 7/24/2019 at Pittsburgh (2nd)
 7/21/2012 vs. Chicago (7th)

MOST TB INNING — CARDINALS

23..... 7/24/2019 at Pittsburgh (2nd)

MOST HR'S GAME — CARDINALS

7..... 5/18/2023 vs. Los Angeles-NL
 7/12/1996 at Chicago
 5/7/1940 vs. Brooklyn
 6..... 9/3/2021 at Milwaukee
 6/26/2016 at Seattle
 4/15/2016 vs. Cincinnati
 7/15/2007 at Philadelphia
 8/18/2006 at Chicago-NL
 4/9/2000 vs. Milwaukee
 7/8/1962 at New York-NL
 5/10/1894 at Cincinnati

POSTSEASON

5..... 10/5/2004 vs. Los Angeles-NL

MOST HR'S GAME — OPPONENT

7..... 8/20/2003 vs. Pittsburgh
 8/16/1947 at Philadelphia
 6..... 9/29/2023 vs. Cincinnati
 8/8/2014 at Baltimore
 7/23/2000 at Houston
 6/4/1989 vs. Chicago-NL
 4/16/1955 vs. Chicago-NL (14)
 5/31/1954 at Chicago-NL (7)
 7/11/1947 at New York G2 (8)
 6/22/1925 vs. Pittsburgh
 5/11/1923 at Philadelphia

POSTSEASON

6..... 10/12/2015 at Chicago-NL

MOST HR'S GAME — BOTH TEAMS

10..... 5/11/1923 at Philadelphia
 8/16/1947 at Pittsburgh
 9..... 5/18/2023 vs. Los Angeles-NL
 7/20/2003 at Los Angeles-NL
 7/28/1963 at Chicago (G2)

POSTSEASON

8..... 10/12/2015 at Chicago-NL

**National League Postseason single-inning run record and tied the Major League mark. Also set the MLB postseason record for most runs scored in the 1st inning.*



In the deciding Game 5 of the 2019 National League Division Series in Atlanta, the Cardinals scored 10 runs in the 1st inning, a postseason record for the 1st inning and only the fourth 10-run inning in Major League postseason history.

The Cardinals set a team record with a 12-run seventh inning versus the Chicago Cubs at Busch Stadium on July 21, 2012, in which they also set a team record with seven doubles in the inning en route to a 12-0 victory.



MOST SEASONS APPEARED WITH THE CARDINALS

SEASONS	PLAYER	POSITION	YEARS
22	Stan Musial	OF, 1B	1941-44, '46-63
19	Yadier Molina	C	2004-22
18	Jesse Haines	RHP	1920-37
18	Adam Wainwright	RHP	2005-10, '12-23
17	Bob Gibson	RHP	1959-75
16	Lou Brock	OF	1964-79
15	Red Schoendienst	2B	1945-56, '61-63
15	Bob Forsch	RHP	1974-88
15	Ozzie Smith	SS	1982-96
14	Bill Sherdel	LHP	1918-30, '32

CAREER GAMES BY POSITION

FIRST BASE	YEARS	GAMES
1. Albert Pujols	2001-11, 22	1,357
2. Jim Bottomley	1922-32	1,340
3. Keith Hernandez	1974-83	1,118
4. Stan Musial	1941-44; 46-63	1,016
5. Ed Konetchy	1907-13	981

SECOND BASE	YEARS	GAMES
1. Julian Javier	1960-71	1,547
2. Red Schoendienst	1945-56; 61-63	1,429
3. Frankie Frisch	1927-37	1,141
4. Rogers Hornsby	1915-26; 33	997
5. Tom Herr	1979-1988	987

SHORTSTOP	YEARS	GAMES
1. Ozzie Smith	1982-96	1,929
2. Marty Marion	1940-50	1,484
3. Dal Maxvill	1962-72	1,054
4. Edgar Renteria	1999-2004	891
5. Garry Templeton	1976-81	700

THIRD BASE	YEARS	GAMES
1. Ken Boyer	1955-65	1,539
2. Ken Reitz	1972-75; 77-80	1,081
3. Terry Pendleton	1984-90	908
4. Whitey Kurowski	1941-49	868
5. Matt Carpenter	2011-21, 24	672

OUTFIELD	YEARS	GAMES
1. Lou Brock	1964-79	2,206
2. Stan Musial	1941-44; 46-63	1,890
3. Enos Slaughter	1938-42; 46-53	1,751
4. Curt Flood	1958-69	1,687
5. Ray Lankford	1990-2001; 2004	1,489

CATCHER	YEARS	GAMES
1. Yadier Molina	2004-22	*2,184
2. Ted Simmons	1968-80	1,439
3. Del Rice	1945-55; 60	1,018
4. Tim McCarver	1959-61; 63-69; 73-74	960
5. Tom Pagnozzi	1987-98	827

* MLB Record, most games at catcher with one organization

CARDINALS OPENING-DAY STATISTICS

	Games	Won	Lost	Tied	Percentage
At St. Louis	70	37	33	0	.529
On Road	63	24	37	2	.381
TOTALS	133	61	70	2	.459

OPENING-DAY RECORD AGAINST EACH OPPONENT

	HOME		ROAD			TOTALS		
	W	L	W	L	T	W	L	T
Astros	0	0	2	0	0	2	0	0
Blue Jays	0	1	0	0	0	0	1	0
Braves*	1	0	1	2	0	2	2	0
Brewers	1	2	0	1	0	1	3	0
Cubs	6	9	4	11	2	10	20	2
Cleveland	2	0	0	0	0	2	0	0
Diamondbacks	0	0	0	1	0	0	1	0
Dodgers**	1	0	1	2	0	2	2	0
Giants+	1	2	0	1	0	1	3	0

* Boston-Milwaukee-Atlanta

+ New York-San Francisco

** Brooklyn-Los Angeles

++Florida-Miami

	HOME		ROAD			TOTALS		
	W	L	W	L	T	W	L	T
Louisville	1	0	0	0	0	1	0	0
Marlins++	0	0	1	0	0	1	0	0
Mets	1	2	1	4	0	2	6	0
Nationals/Expos	1	2	1	1	0	2	3	0
Philadelphia	2	2	2	0	0	4	2	0
Pirates	18	11	1	5	0	19	16	0
Padres	0	1	0	0	0	0	1	0
Reds	1	0	10	8	0	11	8	0
Rockies	1	1	0	1	0	1	2	0

One-run games: 18-27

Extra-inning games: 3-8

Earliest openers: 3/28/2019
3/28/2024

Latest opener: July 24, 2020



MOST OPENING DAY STARTS (SINCE 1908)

CARDINAL	STARTS	SEASONS
1. Stan Musial.....	21	1942-44; '46-63
2. Yadier Molina.....	18	2005-22
3. Lou Brock.....	15	1965-79
4. Ozzie Smith.....	13	1982-95
Enos Slaughter.....	13	1938-42; '46-53

CARDINAL	STARTS	SEASONS
6. Albert Pujols.....	12	2001-11, '22
7. Red Schoendienst.....	11	1945, '47-56
Rogers Hornsby.....	11	1926-26
Julian Javier.....	11	1961-71
Ken Boyer.....	11	1955-65

OPENING DAY STARTS BY POSITION (SINCE 1908)

PITCHER	STARTS	SEASONS
1. Bob Gibson.....	10	1965, '67-75
2. Adam Wainwright.....	6	2009, '13-16, '22
3. Dizzy Dean.....	5	1933-37
Chris Carpenter.....	5	2005-07, '10-11

CATCHER	STARTS	SEASONS
1. Yadier Molina.....	18	2005-22
2. Ted Simmons.....	10	1971-80
3. Del Rice.....	5	1946, '49, '52-54
Darrell Porter.....	5	1981-85

FIRST BASE	STARTS	SEASONS
1. Jim Bottomley.....	10	1923-32
3. Keith Hernandez.....	9	1975-83
2. Albert Pujols.....	8	2004-11

SECOND BASE	STARTS	SEASONS
1. Julian Javier.....	11	1961-71
2. Red Schoendienst.....	10	1947-56
3. Frankie Frisch.....	9	1927-29, '31-36

THIRD BASE	STARTS	SEASONS
1. Ken Boyer.....	11	1955-65
2. Ken Reitz.....	7	1973-75; '77-80
3. Terry Pendleton.....	6	1985-90
Whitey Kurowski.....	6	1943-48
Matt Carpenter.....	6	2013-16, '18-19

SHORTSTOP	STARTS	SEASONS
1. Ozzie Smith.....	13	1982-95
2. Marty Marion.....	9	1940-42, '44-49
3. Edgar Renteria.....	6	1999-2004

LEFT FIELD	STARTS	SEASONS
1. Lou Brock.....	14	1965, '67-79
2. Stan Musial.....	8	1942-43; '46, '52, '54, '59, '61, '63
3. Matt Holliday.....	6	2010-15

CENTER FIELD	STARTS	SEASONS
1. Terry Moore.....	9	1935-42, '46
2. Curt Flood.....	8	1962-69
Jim Edmonds.....	8	2000-07

RIGHT FIELD	STARTS	SEASONS
1. Enos Slaughter.....	10	1938-42; '46-47, '51-53
2. Stan Musial.....	5	1944, '48, '50, '56, '61
George Hendrick.....	5	1980-84
Steve Evans.....	5	1910-13

DESIGNATED HITTER	STARTS	SEASONS
1. Matt Carpenter.....	1	2020
Albert Pujols.....	1	2022
Nolan Gorman.....	1	2023
Alec Burleson.....	1	2024

LONGEST STREAKS OF OPENING DAY STARTS BY POSITION (SINCE 1900)

Pitcher.....	Bob Gibson.....	9	1967-75
Catcher.....	Yadier Molina.....	18	2005-22
First base.....	Jim Bottomley.....	10	1923-32
Second Base.....	Julian Javier.....	11	1961-71
Shortstop.....	Ozzie Smith.....	7	1982-88
Third Base.....	Ken Boyer.....	11	1955-65
Left Field.....	Lou Brock.....	13	1967-79
Center Field.....	Jim Edmonds.....	8	2000-07
	Terry Moore.....	8	1935-42
	Curt Flood.....	8	1962-69
Right Field.....	George Hendrick.....	5	1980-84
	Enos Slaughter.....	5	1938-42
	Steve Evans.....	5	1909-13

MOST CONSECUTIVE OPENING DAY STARTS (SINCE 1900):

1. Stan Musial.....	18	1946-63
2. Yadier Molina.....	18	2005-22
3. Lou Brock.....	15	1965-79
4. Albert Pujols.....	11	2001-11
Rogers Hornsby.....	11	1916-26
Julian Javier.....	11	1961-71
Ken Boyer.....	11	1955-65
8. Jim Bottomley.....	10	1923-32
Red Schoendienst.....	10	1947-56
Frankie Frisch.....	10	1927-36
Ted Simmons.....	10	1971-80



CLUB RECORDS

SEASON

Most Players	52 (27 pitchers) in 2023
Fewest Players	25 in 1904
Most Games	164 in 1989
Most At-Bats	5,734 in 1979 (163 games)
Most Runs	1,004 in 1930 (154 games)
Most Opponents' Runs	838 in 1999 (161 games)
Fewest Runs	372 in 1908 (154 games)
Most Hits	1,732 in 1930 (154 games)
Fewest Hits	1,105 in 1908 (154 games)
Most Singles	1,223 in 1920 (155 games)
Most Doubles	373 in 1939 (154 games)
Most Triples	96 in 1920 (155 games)
Most Homers	235 in 2000 (162 games)
Most Opponents' Homers	210 in 2003 (162 games)
Fewest Homers (154 or 162-game schedule)	10 in 1906
Most Homers at Sportsman's Park Cards & Opponent	176 in 1955
Most Homers at Busch Stadium (old) Cards & Opponent	229 in 2000
Most Homers at Busch Stadium (new) Cards & Opponent	190 in 2023
Most Grand Slams	12 in 2000
Most Pinch Home Runs	17 in 2016
Most Total Bases	2,595 in 1930 (154 games)
Most Long Hits	566 in 1930 (154 games)
Most Extra Bases on Long Hits	1,021 in 1998 (163 games)
Most Sacrifices (SH and SF)	212 in 1926 (156 games)
Most Sacrifice Hits	172 in 1943 (147 games)
Most Sacrifice Flies	70 in 2004 (162 games)
Most Stolen Bases	314 in 1985 (162 games)
Most Caught Stealing	118 in 1992 (162 games)
Most Bases on Balls	676 in 1998 (163 games)
Most Strikeouts	1,420 in 2019 (162 games)
Fewest Strikeouts	414 in 1925 (153 games)
Most Hit By Pitch	86 in 2021 (162 games)
Fewest Hit By Pitch	15 in 1925 (153 games)
Most Runs Batted In	942 in 1930 (154 games)

Most Game-Winning RBIs	97 in 2004 (162 games)
Highest Batting Average314 in 1930 (154 games)
Lowest Batting Average223 in 1908 (154 games)
Highest Slugging Average471 in 1930 (154 games)
Lowest Slugging Average288 in 1908 (154 games)
Most Grounded Into Double Play	169 in 2011 (162 games)
Fewest Grounded Into Double Play	75 in 1945 (155 games)
Most Left On Bases	1,251 in 1939 (155 games)
Fewest Left On Bases	957 in 1995 (143 games)
Most 100-Run Scorers	4 in 1928
Most .300 Hitters	11 in 1930
Most 30-Homer Hitters	*3 in 2021
Most 20-Homer Hitters	6 in 2016
Most 10-Homer Hitters	11 in 2019
Most 100-RBI Hitters	3 in 2003 & 2004

DEFENSIVE

Most Putouts	4,460 in 1979 (163 games)
Fewest Putouts	3,797 in 1995 (143 games)
Most Assists	2,293 in 1917 (154 games)
Fewest Assists	1,514 in 2021 (162 games)
Most Chances Accepted	6,459 in 1917 (154 games)
Fewest Chances Accepted	5,532 in 1995 (143 games)
Most Errors	348 in 1908 (154 games)
Fewest Errors	66 in 2019 (162 games) 66 in 2022 (162 games)
Most Errorless Games	112 in 2023 (162 games)
Most Consecutive Errorless Games	17 in 2024
Most Double Plays	196 in 2005 (162 games)
Fewest Double Plays	114 in 1990 (162 games)
Most Passed Balls	38 in 1906 (154 games)
Fewest Passed Balls	4 in 1925 (153 games)
Highest Fielding Average989 in 2019 (162 games) .989 in 2022 (162 games) .989 in 2023 (162 games)
Lowest Fielding Average946 in 1908 (154 games)



CLUB RECORDS (CONTINUED)

GAME

Most Runs 28 vs. Philadelphia, July 6, 1929, Second Game
Most Runs — By Opponent 28 by Boston, September 3, 1896, First Game
Most Runs — By Opponent — Since 1900 24 by Pittsburgh, June 22, 1925
Most Runs — Shutout Game 18 vs. Cincinnati, June 10, 1944
Most Runs — Shutout Game — By Opponent 19 by Pittsburgh, August 3, 1961
Most Runs — Doubleheader Shutout 16 vs. Brooklyn, September 21, 1934
Most Hits — Game 30 vs. New York, June 1, 1895
Most Hits — Game — Since 1900 28 vs. Philadelphia, July 6, 1929, Second Game
Longest 1-0 Game Won 14 Innings vs. Boston, June 15, 1939
Longest 1-0 Game Lost 18 Innings vs. New York, July 2, 1933, First Game <i>Note: Lost 2-1 in 20 innings April 17, 2010 vs. New York Mets. Game was scoreless for the first 18 innings.</i>
Most Home Runs 7 vs. Brooklyn, May 7, 1940 7 at Chicago Cubs, July 12, 1996 7 vs. Los Angeles Dodgers, May 18, 2023
Most Home Runs — By Opponent 7 by Pittsburgh, August 16, 1947 7 by Pittsburgh, August 20, 2003
Most Consecutive Games — One or More Homers 25 Aug. 9-Sept. 6, 2016 <i>*Tied NL Record* (52 homers total)</i>
Most Total Bases 49 vs. Brooklyn, May 7, 1940

INNING

Most Runs 12 vs. Chicago (NL), July 21, 2012, 7th inning
 12 vs. Philadelphia, Sept. 15, 1926, 1st Game, 3rd inning
Scoring Runs Every Inning9/13/64 at Chicago

ATTENDANCE

Highest Home Attendance 3,552,180 in 2007 (81 dates)
Highest Road Attendance 2,820,564 in 1999 (79 dates)
Largest Crowd — Day Game 52,916 vs. Cincinnati, September 28, 1996
Largest Crowd — Doubleheader 49,743 vs. Atlanta, June 23, 1968
Largest Crowd — Night Game 53,415 vs. Chicago, July 30, 1994
Largest Crowd — Home Opener 52,841 vs. Montreal, April 8, 1996
Largest Crowd — Neutral Site 55,565 vs. Chicago-NL, June 25, 2023London Stadium in London, England

STANDINGS & RECORD

Most Games Won 106 in 1942
Most Games Lost 111 in 1898
Most Games Lost — Since 1900 105 in 1908
Most Games Won — Month 26 , July 1944
Most Games Lost — Month 27 , September 1908
Highest Percentage — Games Won688 in 1942 (Won 106, Lost 48)
Lowest Percentage — Games Won221 in 1897 (Won 29, Lost 102)
Lowest Percentage Games Won — Since 1900314 in 1903 (Won 43, Lost 94)
Most Shutouts Won 30 in 1968
Most Shutouts Lost 33 in 1908
Most 1-0 Games Won 8 in 1907 and 1968
Most 1-0 Games Lost 8 in 1918
Most Games Lost by 10-or-more Runs 11 in 2007
Most Consecutive Games Won 17 in 2021
Most Consecutive Games Lost 15 in 1909
League Championships 19
Last-Place Finishes 10 (Tied in 1916)



THE LAST TIME IT HAPPENED

BATTING

CARDINAL HIT FOR CYCLE

Nolan Arenado at Philadelphia, July 1, 2022

OPPONENT HIT FOR CYCLE

Daryle Ward (Pittsburgh) at St. Louis, May 26, 2004.

CARDINAL PITCHER

HAD TWO HITS IN ONE INNING

Adam Wainwright vs. Milwaukee, April 13, 2013, sixth inning (infield single to shortstop off Yovani Gallardo and single to centerfield off Michael Gonzalez).

HOME RUNS

CARDINAL HIT INSIDE-THE-PARK HOME RUN

Harrison Bader, vs. Baltimore, May 10, 2022, with runner on second and no outs, off Kyle Bradish (6th inning).

OPPONENT HIT INSIDE-THE-PARK HOME RUN

Adam Frazier (Pittsburgh), at St. Louis, September 9, 2017, with no runners on and one out, off John Brebbia (7th inning).

CARDINAL HOMERED FROM BOTH SIDES OF PLATE

Dylan Carlson vs. Milwaukee, September 30, 2021; solo home run batting right-handed off Brett Anderson (3rd inning) and two-run home run batting left-handed off Miguel Sánchez (6th inning).

CARDINAL HIT 4 HOME RUNS IN A GAME

Mark Whiten at Cincinnati, September 7, 1993 [2].

OPPONENT HIT 4 HOME RUNS IN A GAME

Scooter Gennett at Cincinnati, June 6, 2017.

CARDINAL HIT 3 HOME RUNS IN A GAME

Paul Goldschmidt vs. Detroit, May 7, 2023.

OPPONENT HIT 3 HOME RUNS IN A GAME

Christian Yelich at Milwaukee, April 15, 2019.

CARDINAL PINCH-HIT GRAND SLAM

Tommy Pham vs. Texas, July 30, 2024, off Cody Bradford (5th inning).

OPPONENT PINCH-HIT GRAND SLAM

Daniel Vogelbach at Milwaukee, September 5, 2021, off Alex Reyes (9th inning, game-ending).

CARDINAL HIT 2 HOME RUNS IN EXTRA INNINGS

Matt Adams at Cincinnati, September 4, 2013; off Alfredo Simon (14th inning) and Logan Ondrusek (16th inning).

**MLB record for extra inning home runs 14th inning and beyond*

HOME RUNS (continued)

CARDINAL PINCH-HIT HOME RUN

Brendan Donovan vs. Cincinnati, Sept. 12, 2024, 2-run home run, off Carson Spiers (7th inning).

OPPONENT PINCH-HIT HOME RUN

David Hamilton, vs. Boston, May 19, 2024, solo, off Nick Robertson (9th inning).

CARDINAL WALK-OFF HOME RUN

Nolan Arenado vs. Milwaukee, August 21, 2024, grand slam, off Trevor Megill (10th inning).

OPPONENT WALK-OFF HOME RUN

Mark Vientos at New York Mets, April 28, 2024, 2-run, off Matthew Liberatore (11th inning).

CARDINAL BACK-TO-BACK HOME RUNS

Paul Goldschmidt and Lars Nootbaar, at Colorado, September 26, 2024, off Kyle Freeland (1st inning).

OPPONENT BACK-TO-BACK HOME RUNS

Spencer Steer and Elly De La Cruz at Cincinnati, August 12, 2024, off Sonny Gray (3rd inning).

THREE CONSECUTIVE HOME RUNS BY CARDINALS

Juan Ypez, Nolan Gorman, and Paul DeJong vs. Los Angeles Dodgers, May 18, 2023, off Julio Urias (3rd inning).

THREE CONSECUTIVE HOME RUNS BY OPPONENT (4)

Yoan Moncada, Yasmani Grandal, José Abreu and Eloy Jiménez at Chicago White Sox, August 16, 2020, off Roel Ramírez (5th inning).

HOME RUN BY CARDINAL PITCHER

Jack Flaherty vs. Colorado, May 7, 2021, solo, off Austin Gomber (3rd inning).

OPPONENT HOME RUN BY PITCHER

Steven Matz at New York Mets, June 14, 2019, two-run off Tyler Webb (5th inning).

GRAND SLAM BY CARDINAL PITCHER

Jake Westbrook at Milwaukee, August 31, 2011, fourth inning, off Randy Wolf.

CARDINAL LEADOFF HOME RUN

Masyn Winn vs. Texas, July 30, 2024, off Hayden Wesneski.

OPPONENT LEADOFF HOME RUN

Willi Castro at Minnesota, August 25, 2024, off Erick Fedde.



THE LAST TIME IT HAPPENED (CONTINUED)

PITCHING

CARDINAL NO-HITTER

Bud Smith at San Diego, September 3, 2001, 4-0 vs. Bobby Jones

NO-HITTER VS. CARDINALS

Johan Santana at New York Mets, June 1, 2012, 8-0 vs. Adam Wainwright

CARDINAL COMPLETE GAME, SHUTOUT

Jordan Montgomery at Chicago Cubs, August 22, 2022 (1 hit)

COMPLETE GAME, SHUTOUT VS. CARDINALS

Alex Cobb at San Francisco, April 24, 2023 (6 Hits)

CARDINAL COMPLETE GAME, 1-HITTER

Jordan Montgomery at Chicago Cubs, August 22, 2022, 1-0

COMPLETE GAME, 1-HITTER VS. CARDINALS

Brandon Webb at Arizona, September 9, 2006, 3-0

CARDINAL BACK-TO-BACK SHUTOUTS

Andre Pallante and Ryan Helsley (combined), July 31, 2022 at Washington;
Adam Wainwright, Jordan Hicks, and Chris Stratton (combined), August 2, 2022 vs. Chicago Cubs.

BACK-TO-BACK SHUTOUTS VS. ST. LOUIS (3)

Luis Cessa, Derek Law, Joel Kuhnle, and Buck Farmer (combined), September 18, 2022 vs. Cincinnati;
Mike Clevinger, Nick Martinez, Tim Hill, and Luis Garcia (combined), September 20, 2022 at San Diego;
Blake Snell, Robert Suarez, and Josh Hader (combined), September 21, 2022 at San Diego

CARDINAL WITH 15 OR MORE STRIKEOUTS

Bob Gibson at Philadelphia, May 23, 1970 (16)

OPPONENT WITH 15 OR MORE STRIKEOUTS

Corey Kluber at Cleveland, May 13, 2015 (18)

CARDINAL POSITION PLAYER PITCHED

Brandon Crawford (infielder) vs. Washington, July 27, 2024.

OPPOSING POSITION PLAYER PITCHED

David Bote (infielder) vs. Chicago Cubs, July 13, 2024.

BASERUNNING

CARDINAL STOLE HOME

Brendan Donovan, July 25, 2023 at Arizona, top of third inning. Donovan stole home after Carson Kelly attempted to throw out Paul Goldschmidt swiping second base on Merrill Kelly as Nolan Arenado struck out.

CARDINAL STRAIGHT STEAL OF HOME

Pete Kozma, September 21, 2012, at Chicago, top of fourth inning. Kozma led off the inning with a triple and stole home on Chris Volstad with Daniel Descalso batting on a failed squeeze bunt attempt.

OPPONENT STOLE HOME

Mark Loretta, July 28, 1998, vs. Milwaukee as part of a double steal in the fourth inning.

FIELDING

CARDINAL TRIPLE PLAY

Daniel Descalso (2b) - Jhonny Peralta (ss) - Allen Craig (1B), at Toronto, sixth inning, June 6, 2014. With runners Anthony Gose (third), Jose Reyes (second) and Melky Cabrera (first) on base, Jose Bautista lined out to second baseman Descalso, who threw to Jhonny Peralta who stepped on second to double off Reyes and then threw to Craig at first for the out of Cabrera. Seth Maness pitching.

TRIPLE PLAY VS. CARDINALS

Luis Urias (3b) to Keston Hiura (2b) to Jedd Gyorko Moreland (1b) - vs. Milwaukee, eighth inning, September 27, 2020. With runners on second base (Paul Goldschmidt) and first base (Dylan Carlson), Yadier Molina grounded into a 5-4-3 triple play. Adrian Houser pitching.

DOUBLEHEADERS

CARDINAL PLAYER HOMERED IN BOTH GAMES OF DOUBLEHEADER

Paul Goldschmidt, June 14, 2022 vs. Pittsburgh
Game 1: 3rd inning off JT Brubaker (two-run)
Game 2: 1st inning off Bryce Wilson (solo)

CARDINAL PITCHER WON BOTH GAMES OF DOUBLEHEADER

Mark Littell vs. Philadelphia, July 1, 1979.

CARDINAL PITCHER SAVED BOTH GAMES OF DOUBLEHEADER

Seung Hwan Oh vs. San Diego, July 20, 2016



THE LAST TIME...CARDINALS SERIES SWEEPS

Opponent	Series Description	Dates
ARIZONA	3-Game Series at Arizona.....	5/7-5/9/2012
	3-Game Series at St. Louis.....	8/19-8/21/2022
	4-Game Series at Arizona.....	8/24-8/27/2015
ATLANTA	3-Game Series at Atlanta.....	5/5-5/7/2017
	4-Game Series at Atlanta.....	* ****9/13-9/15/1963
	3-Game Series at St. Louis.....	9/9-9/11/2011
	4-Game Series at St. Louis.....	4/26-4/29/2010
BALTIMORE	3-Game Series at Baltimore.....	6/28-6/30/2011
	3-Game Series at St. Louis.....	5/20-5/22/2024
BOSTON	3-Game Series at Boston	5/12-5/14/2023
CHICAGO (AL)	2-Game Series at Chicago.....	7/21-7/22/2015
	2-Game Series at St. Louis.....	5/1-5/2/2018
	3-Game Series at St. Louis.....	6/15-6/17/2001
CHICAGO (NL)	2-Game Series at Chicago.....	7/19-7/20/2004
	3-Game Series at Chicago.....	6/20-6/22/2016
	4-Game Series at Chicago.....	9/24-9/26/2021
	2-Game Series at St. Louis.....	5/25-5/26/2024
	3-Game Series at St. Louis.....	9/2-9/4/2022
	4-Game Series at St. Louis.....	9/14-9/17/2000
CINCINNATI	3-Game Series at Cincinnati.....	9/19-9/21/2017
	4-Game Series at Cincinnati.....	4/12-4/15/2018
	2-Game Series at St. Louis.....	7/15-7/16/2022
	3-Game Series at St. Louis.....	4/23-4/25/2021
	4-Game Series at St. Louis.....	6/3-6/6/2021
COLORADO	3-Game Series at Colorado	9/24-9/26/2004
	3-Game Series at St. Louis.....	8/16-8/18/2022
	4-Game Series at St. Louis.....	8/22-8/25/2019
HOUSTON	2-Game Series at Houston	8/16-8/17/2016
	3-Game Series at Houston	4/20-4/22/2004
	4-Game Series at Houston	6/3-6/6/1968
	2-Game Series at St. Louis.....	5/18-5/19/2011
	3-Game Series at St. Louis.....	9/18-9/20/2012
	4-Game Series at St. Louis.....	8/18-8/21/1983
KANSAS CITY	2-Game Series at Kansas City	8/13-8/14/2019
	2-Game Series at St. Louis.....	8/9-8/10/2017
	3-Game Series at Kansas City	8/13-8/15/2021
	3-Game Series at St. Louis.....	6/14-6/16/2002
LOS ANGELES (AL)	3-Game Series at Los Angeles	5/10-5/12/2016
LOS ANGELES (NL)	2-Game Series at Los Angeles	7/15-7/16/2002
	3-Game Series at Los Angeles	8/20-8/22/2018
	4-Game Series at Los Angeles	7/1-7/4/1968
	3-Game Series at St. Louis.....	9/3-9/5/2004
	4-Game Series at St. Louis.....	4/8-4/11/2019
MIAMI	3-Game Series at Miami.....	4/5-4/7/2021
	4-Game Series at Miami.....	8/4-8/7/2011
	3-Game Series at St. Louis.....	7/17-7/19/2023

Opponent	Series Description	Dates
MILWAUKEE	2-Game Series at Milwaukee.....	9/23-9/24/2003
	3-Game Series at Milwaukee.....	9/15-9/17/2015
	4-Game Series at Milwaukee.....	9/20-9/21/2021
	2-Game Series at St. Louis.....	7/21-7/22/2004
	3-Game Series at St. Louis.....	4/22-4/24/2019
MINNESOTA	2-Game Series at St. Louis.....	6/15-6/16/2015
	3-Game Series at St. Louis.....	7/15-7/17/2001
NEW YORK (AL)	3-Game Series at St. Louis.....	8/5-8/7/2022
NEW YORK (NL)	3-Game Series at New York	9/13-9/15/2021
	4-Game Series at New York ...	** **9/17-9/19/1982
	3-Game Series at St. Louis.....	4/21-4/23/2009
OAKLAND	3-Game Series at St. Louis.....	6/15-6/17/2004
PHILADELPHIA	3-Game Series at Philadelphia	4/3-4/6/2006
	4-Game Series at Philadelphia	6/30-7/2/1972
	2-Game Series at St. Louis.....	5/16-5/17/2011
	3-Game Series at St. Louis.....	6/9-6/11/2017
	4-Game Series at St. Louis.....	8/4-8/7/1986
PITTSBURGH	2-Game Series at Pittsburgh.....	4/1-4/3/2019
	3-Game Series at Pittsburgh.....	5/20-5/22/2022
	4-Game Series at Pittsburgh.....	7/22-7/25/2019
	2-Game Series at St. Louis.....	5/18-5/19/2021
	3-Game Series at St. Louis.....	8/9-8/11/2019
	4-Game Series at St. Louis.....	5/7-5/10/2001
SAN DIEGO	3-Game Series at San Diego	9/3-9/5/2001
	4-Game Series at San Diego	7/20-7/23/1989
	3-Game Series at St. Louis.....	5/30-6/1/2022
	4-Game Series at St. Louis.....	*7/18-7/21/2016
SEATTLE	3-Game Series at St. Louis.....	7/2-7/4/2004
SAN FRANCISCO	3-Game Series at San Francisco	6/17-6/19/1991
	4-Game Series at San Francisco	9/9-9/12/1993
	2-Game Series at St. Louis.....	9/15-9/16/2006
	3-Game Series at St. Louis.....	6/20-6/23/2024
	4-Game Series at St. Louis.....	*6/8-6/10/1962
TAMPA BAY	3-Game Series at Tampa Bay	6/17-6/19/2005
TORONTO	3-Game Series at St. Louis.....	6/3-6/5/2003
WASHINGTON	3-Game Series at Washington	4/22-4/24/2013
	2-Game Series at St. Louis.....	5/17-5/18/2010
	3-Game Series at St. Louis.....	6/13-6/15/2014
	4-Game Series at St. Louis.....	5/12-5/15/1983

*** 5-Game Series ** Includes two double-headers

* Includes doubleheader **** At Milwaukee #G1 in Birmingham, Ala.



THE LAST TIME...OPPONENT SERIES SWEEPS

Opponent	Series Description	Dates
ATLANTA	3-Game Series at Atlanta.....	*10/2-4/2015
	4-Game Series at Atlanta.....	5/16-19/1997
	3-Game Series at St. Louis.....	4/3-4/5/2023
	4-Game Series at St. Louis.....	pre-1962
BOSTON	2-Game Series at Boston	8/15-16/2017
	2-Game Series at St. Louis.....	5/15-17/2017
CHICAGO (AL)	2-Game Series at St. Louis.....	6/30-7/1/2015
CHICAGO (NL)	2-Game Series at Chicago.....	6/21-23/2002
	3-Game Series at Chicago.....	6/11-13/2021
	4-Game Series at Chicago.....	7/27-30/2006
	2-Game Series at St. Louis.....	4/27-28/2007
	3-Game Series at St. Louis.....	9/13-15/2010
CINCINNATI	4-Game Series at St. Louis.....	6/27-30/1929
	2-Game Series at Cincinnati.....	5/1-5/2/2006
	3-Game Series at Cincinnati.....	8/12-8/14/2024
	4-Game Series at Cincinnati.....	6/5-6/8/2017
	2-Game Series at St. Louis.....	6/26-6/27/2001
COLORADO	3-Game Series at St. Louis.....	6/5-6/7/2006
	4-Game Series at St. Louis.....	5/4-5/7/1990
	3-Game Series at Colorado	7/6-8/2010
DETROIT	4-Game Series at Colorado	7/14-17/1994
	4-Game Series at St. Louis.....	6/5-8/2009
	2-Game Series at Detroit.....	6/22-23/2021
HOUSTON	3-Game Series at Detroit.....	5/18-20/2007
	2-Game Series at Houston	5/3-4/2006
	3-Game Series at Houston	8/30-9/1/2010
KANSAS CITY	4-Game Series at Houston	9/21-24/2006
	2-Game Series at St. Louis.....	6/14-15/2016
	3-Game Series at St. Louis.....	5/11-13/2010
	3-Game Series at Kansas City	6/12-14/2001
LOS ANGELES (AL)	2-Game Series at St. Louis.....	*7/10/2024
	3-Game Series at St. Louis.....	6/17-19/2008
	3-Game Series at St. Louis.....	8/22-24/2011
LOS ANGELES (NL)	3-Game Series at St. Louis.....	5/2-5/4/2023
	3-Game Series at Los Angeles	4/28-4/30/2023
	4-Game Series at Los Angeles	4/29-5/2/1976
	2-Game Series at St. Louis.....	7/9-10/2003
MIAMI	3-Game Series at St. Louis.....	8/22-24/2011
	3-Game Series at St. Louis.....	8/22-24/2011

* Includes doubleheader # New York Giants

Opponent	Series Description	Dates
MIAMI	3-Game Series at Miami.....	7/28-30/1995
	3-Game Series at St. Louis.....	8/27-29/1996
MILWAUKEE	3-Game Series at Milwaukee.....	6/10-6/12/2011
	4-Game Series at Milwaukee.....	4/18-4/21/2002
	2-Game Series at St. Louis.....	8/17-8/18/2010
	3-Game Series at St. Louis.....	4/19-4/21/2024
MINNESOTA	4-Game Series at St. Louis.....	7/21-7/24/2008
	2-Game Series at Minnesota.....	7/28-29/2020
NEW YORK (AL)	3-Game Series at New York	4/14-16/2017
NEW YORK (NL)	3-Game Series at New York	8/22-8/24/2006
	2-Game Series at St. Louis.....	5/6-5/7/2024
	3-Game Series at St. Louis.....	4/1-4/4/2007
	4-Game Series at St. Louis.....	4/24-4/27/1986
OAKLAND	2-Game Series at Oakland.....	8/3-8/4/2019
	2-Game Series at St. Louis.....	6/25-6/26/2019
PHILADELPHIA	3-Game Series at Philadelphia	8/25-8/27/2003
	4-Game Series at Philadelphia	pre-1962
	2-Game Series at St. Louis.....	5/4-5/5/2009
	3-Game Series at St. Louis.....	8/1-8/3/2006
PITTSBURGH	4-Game Series at St. Louis.....	4/24-4/27/1992
	3-Game Series at Pittsburgh.....	6/2-6/4/2023
	4-Game Series at Pittsburgh.....	7/30-8/2/1992
	2-Game Series at St. Louis.....	*8/27/2020
SAN DIEGO	3-Game Series at St. Louis.....	5/27-5/29/1991
	4-Game Series at St. Louis.....	7/3-6/1997
	3-Game Series at San Diego	5/14-16/2021
SAN FRANCISCO	3-Game Series at St. Louis.....	5/23-25/1980
	2-Game Series at San Francisco	4/18-19/2007
TAMPA BAY	3-Game Series at San Francisco	6/29-7/1/2001
	4-Game Series at San Francisco	7/24-26/1987
	3-Game Series at St. Louis.....	6/12-6/14/2023
	4-Game Series at St. Louis.....	#5/6-9/1912
TEXAS	2-Game Series at St. Louis.....	7/22-7/23/2014
	3-Game Series at Tampa Bay.....	6/7-6/9/2022
TORONTO	3-Game Series at St. Louis.....	6/17-6/19/2016
WASHINGTON	3-Game Series at St. Louis.....	6/24-6/26/2011
	3-Game Series at Toronto.....	9/13-9/15/2024
	3-Game Series at Washington	6/14-6/16/2011
WASHINGTON	4-Game Series at Montreal	4/25-4/28/1985
	3-Game Series at St. Louis.....	4/29-5/1/2016
	3-Game Series at St. Louis.....	4/29-5/1/2016



BUSCH STADIUM III HIGHS AND LOWS

Most Runs - Cards & Opp. 24, 3x. Last: 5/18/23 vs. LAD (STL 16, LAD 8)
Most Runs, Cards 18, twice. Last: 5/15/23 vs. MIL
Most Runs, Opp. 20, 6/13/08 vs. PHI
Fewest Runs - Cards & Opp. 1, 20 times. Last: 8/6/23 vs. COL

Most Hits - Cards & Opp. 36, 8/22/08 (STL 26, ATL 10)
Most Hits - Cards & Opp. (Extra Inn.)

..... 35, 6/2/06 (STL 19, CHI 16), 14 inn.

Most Hits - Cards 26, 8/22/08 vs. ATL (8 inn.)

Most Hits - Opp. 23, 9/20/07 vs. HOU

Fewest Hits - Cards & Opp. 5, twice. Last: 8/5/16 (STL 2, ATL 3)

Fewest Hits - Cards 1, 3 times. Last: 9/12/16 vs. CHI

Fewest Hits - Opp. 1, 8 times. Last: 6/14/22 vs. PIT

Most Extra Base Hits - Cards & Opp. 14, twice. Last: 6/6/18
..... (MIA 10, STL 4)

Most Extra Base Hits - Cards
..... 10, twice. Last: 4/11/16 vs. MIL (8 2B, 2 3B)

Most Extra Base Hits - Opp.
..... 11, 9/20/23 vs. CIN (3 2B, 2 3B, 6 HR)

Most Home Runs - Cards & Opp.
..... 9, 5/18/23 vs. LAD (STL 7, LAD 2)

Most Home Runs - Cards 7, 5/18/23 vs. LAD

Most Home Runs - Opp. 6, 9/29/23 vs. CIN

Most Singles - Cards & Opp. 28, 8/22/08 (STL 21, ATL 7)

Most Singles - Cards 21, 8/22/08 vs. ATL (8 inn.)

Most Singles - Opp. 17, 3 times. Last: 9/26/16 vs. CIN

Most Doubles - Cards & Opp. 11, 8/30/06 (STL 8, FLA 3)

Most Doubles - Cards 9, 7/21/12 vs. CHI

Most Doubles - Opp. 9, 4/16/16 vs. CIN

Most Triples - Cards & Opp.

..... 3, six times. Last: 6/27/24 vs. CIN (STL 2, CIN 1)

Most Triples - Cards 3, 9/26/08 vs. CIN

Most Triples - Opp. 2, 11 times. Last: 9/29/23 vs. CIN

Most Strikeouts - Cards & Opp. 28, 9/28/17 (STL 17, CHI 11)

Most Strikeouts - Cards & Opp. (Extra Inn.)

..... 35, 4/17/10 (STL 19, NYM 16), 20 inn.

Most Strikeouts - Cards 17, 4x. Last: 5/3/23 vs. LAA

Most Strikeouts - Cards (Extra Inn.) 19, 4/17/10 vs. NYM, 20 inn.

Most Strikeouts - Opp. 17, 9/14/19 vs. MIL

Most Strikeouts - Opp. (Extra Inn.) 19, 8/19/12 vs. PIT, 19 inn.

Most Walks - Cards & Opp. 16, 4/6/19 (SD 10, STL 6)

Most Walks - Cards & Opp. (Extra Inn.)

..... 19, 4/17/10 (STL 11, NYM 8)

Most Walks - Cards 12, 4/8/17 vs. CIN

Most Walks - Cards (Extra Inn.) 11, 4/17/10 vs. NYM, 20 inn.

Most Walks - Opp. 11, 3x. Last: 5/6/21 vs. NYM

Most Walks - Opp. (Extra Inn.) 13, 7/19/15 vs. NYM, 18 inn.

Most Errors - Cards & Opp. 5, 7x. Last: 5/7/23 vs. DET (STL 1, FLA 4)

Most Errors - Cards 4, seven times. Last: 9/22/18 vs. SF

Most Errors - Opp. 4, twice. Last: 5/7/23 vs. DET

Shortest Nine-Inning Game, Time 1:54, 9/1/06 vs. PIT

Longest Nine-Inning Game, Time 4:25, 8/7/22 vs. NYY

Longest Extra-Inning Game 6:53, 4/17/10 vs. NYM, 20 inn.

BATTING:

GAMES

1. Yadier Molina 1,045
2. Matt Carpenter 699
3. Albert Pujols 509
4. Matt Holliday 502
5. Kolten Wong 432

RUNS

1. Matt Carpenter 387
2. Yadier Molina 363
3. Albert Pujols 333
4. Matt Holliday 296
5. Paul Goldschmidt 251

HITS

1. Yadier Molina 1,015
2. Matt Carpenter 597
3. Albert Pujols 574
4. Matt Holliday 523
5. Paul Goldschmidt 433

DOUBLES

1. Yadier Molina 191
2. Matt Carpenter 165
3. Albert Pujols 128
4. Matt Holliday 125
5. Paul Goldschmidt 79

TRIPLES

1. Matt Carpenter 15
2. Kolten Wong 13
3. Tommy Edman 9
4. Daniel Descalso 7
Jon Jay, Harrison Bader 7

RUNS BATTED IN

1. Yadier Molina 461
2. Albert Pujols 387
3. Matt Holliday 323
4. Matt Carpenter 294
5. Paul Goldschmidt 250

PITCHING:

GAMES

1. Adam Wainwright 245
2. Trevor Rosenthal 184
3. Jason Motte 160
4. Giovanny Gallegos 150
5. Ryan Franklin 146

GAMES STARTED

1. Adam Wainwright 215
2. Lance Lynn 90
3. Miles Mikolas 84
4. Jaime Garcia 77
5. Michael Wacha 76

INNINGS PITCHED

1. Adam Wainwright 1,437.1
2. Lance Lynn 552.2
3. Miles Mikolas 503.2
4. Jaime Garcia 490.0
5. Carlos Martinez 482.2

WINS

1. Adam Wainwright 108
2. Lance Lynn 46
3. Jaime Garcia 34
4. Chris Carpenter 32
5. Michael Wacha 31

STRIKEOUTS

1. Adam Wainwright 1,204
2. Lance Lynn 516
3. Carlos Martinez 455
4. Jaime Garcia 408
5. Michael Wacha 403

SAVES

1. Trevor Rosenthal 65
2. Ryan Helsley 47
3. Ryan Franklin 46
4. Jason Isringhausen 43
5. Jason Motte 32



BUSCH STADIUM III HOME RUN HISTORY

BY TYPE	
Total	2,729
Solo	1,531
2-Run.....	798
3-Run.....	328
Grand Slams	72
Last: Nolan Arenado, 8/21/24 vs. MIL	
Leadoff	58
Last: Masyn Winn, 7/30/24 vs. TEX	
Pinch Hit.....	87
Last: Brendan Donovan, 9/12/24 vs. CIN	
Extra Inning	50
Last: Nolan Arenado (grand slam), 8/21/24 vs. MIL (10th)	
Inside-the-Park.....	3
Last: Harrison Bader, STL, 5/10/22	
Walk-Off/Game-Ending	43
Last: Nolan Arenado (grand slam), 8/21/24 vs. MIL (10th)	

HOME RUN LEADERS	
1. Albert Pujols	122
2. Matt Holliday	88
3. Paul Goldschmidt.....	85
4. Matt Carpenter	71
5. Yadier Molina	68

MOST HOMERS - VISITORS	
1. Joey Votto.....	16
2. Ryan Braun	15
3. Jay Bruce.....	13
Ryan Howard.....	13
5. Anthony Rizzo.....	12
Aramis Ramirez.....	12

By Righthanded Batters	1,684
By Lefthanded Batters	1,045

Home run research by John Labombarda of Elias Sports Bureau and David Vincent of SABR.



Albert Pujols accepts a curtain call after hitting his 122nd and final career regular season home run at Busch Stadium, October 2, 2022 vs. Pittsburgh Pirates.

BUSCH STADIUM II HOME RUN HISTORY

BY TYPE	
Solo	2,442
2-Run.....	1,277
3-Run.....	491
Grand Slams	106
Last: David Eckstein, STL, 8/7/05	
Leadoff	72
Last: Mark Grudzielanek vs. MIL, 4/27/05	
Pinch Hit.....	136
Last: Chris Duncan vs. CIN, 10/2/05	
Extra Inning	99
Last: Neifi Perez, CHI, 7/24/05 (10th)	
Inside-the-Park.....	36
Last: Brant Brown, PIT, 5/9/99	

HOME RUN LEADERS	
1. Ray Lankford	123
2. Mark McGwire	119
3. Jim Edmonds.....	111
4. Albert Pujols	94
5. Ted Simmons	81

MOST HOMERS - CARDINALS	
1. Ray Lankford	122
2. Mark McGwire	119
3. Jim Edmonds.....	111
4. Albert Pujols	94
5. Ted Simmons	81

MOST HOMERS - VISITORS	
1. Mike Schmidt.....	27
2. Sammy Sosa	19
Willie Stargell.....	19
4. Andre Dawson.....	17
Brian Giles	17

By Righthanded Batters	2,427
By Lefthanded Batters	1,889



LONGEST CARDINALS HOME RUNS AT BUSCH STADIUM III

Distance	Player	Date/Opp.	Inning	Location
478 ft.	Randal Grichuk	6/25/17 vs. Pittsburgh	6	Left Field Upper Deck
477 ft.	Brandon Moss	6/30/16 vs. Kansas City	4	2 Rows Under RF Scoreboard
470 ft.	Paul Goldschmidt	6/26/21 vs. Pittsburgh	5	Centerfield Concrete Walkway
469 ft.	Matt Holliday	7/20/12 vs. Chicago Cubs	3	Left Centerfield Beyond Bleachers
467 ft.	Matt Holliday	9/12/14 vs. Colorado	1	Big Mac Land

LONGEST OPPONENT HOME RUNS AT BUSCH STADIUM III

Distance	Player, Club	Date	Inning	Location
489 ft.	Keon Broxton, Milwaukee	6/15/17	2	Left Centerfield Bleachers
473 ft.	Austin Riley, Atlanta	4/3/23	1	Left Field Bleachers Over Bullpen
466 ft.	J.D. Martinez, Arizona	7/29/17	4	Left Centerfield Bleachers
466 ft.	Pete Alonso, New York Mets	8/19/23	7	Left Centerfield Bleachers
463 ft.	Yoenis Cespedes, New York Mets	4/24/18	5	Left Field Bleachers Over Bullpen
456 ft.	Jay Bruce, Cincinnati	9/22/15	1	Right Field Bleachers Over Bullpen



On June 25, 2017 against the Pittsburgh Pirates off Chad Kuhl, Randal Grichuk hit a home run estimated at 478 feet in the 6th inning. This marked the longest home run hit by a Cardinals player at Busch Stadium III.

LONGEST CARDINALS HOME RUNS AT BUSCH STADIUM II

Distance	Player	Date/Opp.	Inning	Location
545 ft.	Mark McGwire	5/16/98 vs. Florida	4	CF Post-Dispatch signage
527 ft.	Mark McGwire	5/12/98 vs. Milwaukee	5	LCF upper deck
517 ft.	Mark McGwire	9/16/97 vs. Los Angeles	1	Facade above LF scoreboard
514 ft.	J.D. Drew	5/16/03 vs. Chicago	5	Top of RF Diamondvision
511 ft.	Mark McGwire	7/17/98 vs. Los Angeles	1	LF upper deck

LONGEST OPPONENT HOME RUNS AT BUSCH STADIUM II

Distance	Player, Club	Date	Inning	Location
492 ft.	Wily Mo Pena, Cincinnati	6/29/05	2	CF Batter's Eye
472 ft.	Ryan Klesko, San Diego	8/29/01	2	RF tunnel, past Power Alley
470 ft.	Richard Hidalgo, New York	8/6/04	9	LF scoreboard
468 ft.	Pete Incaviglia, Philadelphia	5/25/94	6	
468 ft.	Henry Rodriguez, Montreal	4/8/96	5	RF scoreboard



Mark McGwire hit four of the five longest home runs at Busch Stadium II including the longest home run, estimated at 545 feet, off Livan Hernandez of the Florida Marlins on May 16, 1998. The home run was McGwire's 16th of a record setting 70 during the 1998 "Great Home Run Race."



N.L. MOST VALUABLE PLAYER AWARD (21, 1924-present)

1925*	Rogers Hornsby-2b	1967	Orlando Cepeda-1b
1926*	Bob O'Farrell-c	1968	Bob Gibson-rhp
1928*	Jim Bottomley-1b	1971	Joe Torre-3b
1931	Frankie Frisch-2b	1979	**Keith Hernandez-1b
1934	Dizzy Dean-rhp	1985	Willie McGee-of
1937	Joe Medwick-of	2005	Albert Pujols-1b
1942	Mort Cooper-rhp	2008	Albert Pujols-1b
1943	Stan Musial-of	2009	Albert Pujols-1b
1944	Marty Marion-ss	2022	Paul Goldschmidt-1b
1946	Stan Musial-1b		
1948	Stan Musial-of		
1964	Ken Boyer-3b		

*Prior to 1931, the League gave an award that reflected what the MVP is today

**Co-recipient with Pittsburgh's Willie Stargell

CARDINALS WHO FINISHED IN TOP 10 IN N.L. MVP VOTING

Year	Player (Rank)	Year	Player (Rank)
1931	Frankie Frisch (1) , Chick Hafey (5), Jimmie Wilson (6), Sparky Adams (9)	1970	Bob Gibson (4)
1933	Pepper Martin (5), Dizzy Dean (7)	1971	Joe Torre (1)
1934	Dizzy Dean (1) , Rip Collins (6), Paul Dean (T9)	1972	Ted Simmons (T10)
1935	Dizzy Dean (2), Joe Medwick (5), Pepper Martin (10)	1973	Lou Brock (6)
1936	Dizzy Dean (2), Joe Medwick (4), Leo Durocher (10)	1974	Lou Brock (2)
1937	Joe Medwick (1) , Johnny Mize (10)	1975	Ted Simmons (6), Al Hrabosky (8)
1939	Johnny Mize (2), Curt Davis (5), Jimmy Brown (6), Joe Medwick (7)	1977	Ted Simmons (9)
1940	Johnny Mize (2)	1979	Keith Hernandez (T1)
1941	Jimmy Brown (4), Ernie White (6), Johnny Hopp (8), Johnny Mize (9)	1980	George Hendrick (8)
1942	Mort Cooper (1) , Enos Slaughter (2), Marty Marion (7)	1981	Bruce Sutter (8)
1943	Stan Musial (1) , Walker Cooper (2), Mort Cooper (5)	1982	Lonnie Smith (2) Bruce Sutter (5)
1944	Marty Marion (1) , Stan Musial (4), Walker Cooper (8), Mort Cooper (9)	1984	Bruce Sutter (6)
1945	Whitey Kurowski (5), Marty Marion (8)	1985	Willie McGee (1) , Tommy Herr (5), John Tudor (T8), Jack Clark (10)
1946	Stan Musial (1) , Enos Slaughter (3), Howie Pollet (4)	1987	Ozzie Smith (2), Jack Clark (3)
1947	Whitey Kurowski (T9)	1989	Pedro Guerrero (3)
1948	Stan Musial (1) , Enos Slaughter (T7)	1991	Lee Smith (8)
1949	Stan Musial (2), Enos Slaughter (3), Red Schoendienst (10)	1996	Brian Jordan (8)
1950	Stan Musial (2)	1998	Mark McGwire (2)
1951	Stan Musial (2)	1999	Mark McGwire (5)
1952	Stan Musial (5), Enos Slaughter(6), Red Schoendienst (T10)	2000	Jim Edmonds (4)
1953	Red Schoendienst (4), Stan Musial (8)	2001	Albert Pujols (4)
1954	Stan Musial (6)	2002	Albert Pujols (2)
1955	Stan Musial (8)	2003	Albert Pujols (2)
1956	Stan Musial (9)	2004	Albert Pujols (3), Scott Rolen (4), Jim Edmonds (5)
1957	Stan Musial (2)	2005	Albert Pujols (1) , Chris Carpenter (8)
1959	Ken Boyer (10)	2006	Albert Pujols (2)
1960	Lindy McDaniel (5), Ken Boyer (T6), Ernie Broglio (9)	2007	Albert Pujols (9)
1961	Ken Boyer (7)	2008	Albert Pujols (1)
1962	Stan Musial (10)	2009	Albert Pujols (1)
1963	Dick Groat (2), Bill White (7)	2010	Albert Pujols (2)
1964	Ken Boyer (1) , Bill White (3), Lou Brock (10)	2011	Albert Pujols (5), Lance Berkman (7)
1967	Orlando Cepeda (1) , Tim McCarver (2), Lou Brock (7), Julian Javier (9)	2012	Yadier Molina (4)
1968	Bob Gibson (1) , Curt Flood (4), Lou Brock (6), Mike Shannon (7)	2013	Yadier Molina (3), Matt Carpenter (4)
		2014	Adam Wainwright (8)
		2018	Matt Carpenter (9)
		2021	Paul Goldschmidt (6)
		2022	Paul Goldschmidt (1) , Nolan Arenado (3)

Most top-10 finishes: 14, by Stan Musial
 Most seasons receiving MVP votes: 18, by Stan Musial
 Most Cardinals receiving MVP votes in one year: 12 in 1941

**BBWAA NATIONAL LEAGUE CY YOUNG AWARD (1967-present)**

1968.....	Bob Gibson-rhp	2005.....	Chris Carpenter-rhp
1970.....	Bob Gibson-rhp		

CARDINALS WHO RECEIVED NATIONAL LEAGUE CY YOUNG VOTES (37)

Year	Pitcher (Rank)
1960	Ernie Broglio (3), Lindy McDaniel (4)
1968	Bob Gibson (1) ^{(1) (2)}
1970	Bob Gibson (1) ⁽³⁾
1971	Bob Gibson (5)
1972	Bob Gibson (9)
1974	Al Hrabosky (5), Lynn McGlothen (T-9)
1975	Al Hrabosky (3)
1981	Bruce Sutter (5)
1982	Bruce Sutter (3), Joaquín Andújar (7)
1984	Bruce Sutter (3), Joaquín Andújar (4)
1985	John Tudor (2), Joaquín Andújar (4)
1989	Joe Magrane (5)
1991	Lee Smith (2)
1992	Bob Tewksbury (3), Lee Smith (4)
1996	Andy Benes (3)
2000	Darryl Kile (5)
2001	Matt Morris (3)
2005	Chris Carpenter (1)
2006	Chris Carpenter (3)
2009	Chris Carpenter (2), Adam Wainwright (3)
2010	Adam Wainwright (2)
2012	Kyle Lohse (7)

Year	Pitcher (Rank)
2013	Adam Wainwright (2)
2014	Adam Wainwright (3)
2015	John Lackey (9)
2018	Miles Mikolas (6)
2019	Jack Flaherty (4)
2021	Adam Wainwright (7) ⁽⁴⁾
2022	Ryan Helsley (12)
2024	Ryan Helsley (9)

1. One of 11 pitchers in history to win both the Cy Young and Most Valuable Player awards in the same season
 2. One of 21 unanimous winners (28 total wins) in award history
 3. One of (22) pitchers to have won the award multiple times
 4. Most seasons receiving Cy Young votes: 5, by Adam Wainwright
- Most Cardinals receiving Cy Young votes in one year: 2 (seven seasons)
- Adam Wainwright boasts the highest Cy Young Award Share average (1.98) in MLB history to have never won.

BBWAA NATIONAL LEAGUE ROOKIE OF THE YEAR AWARD (6, 1949-present)

1954.....	Wally Moon-of	1985.....	Vince Coleman-of
1955.....	Bill Virdon-of	1986.....	Todd Worrell-rhp
1974.....	Bake McBride-of	2001.....	Albert Pujols-3b/1b/of

BBWAA N.L. MANAGER OF THE YEAR AWARD (1983-present)

1985.....	Whitey Herzog	2019.....	Mike Shildt
2002.....	Tony La Russa		

LOUISVILLE SLUGGER SILVER SLUGGER TEAM (31, 1980-present)

Team selected at the conclusion of the season in a poll of N.L. managers and coaches

1980.....	Bob Forsch-p, George Hendrick-of, Keith Hernandez-1b, Ted Simmons-c, Garry Templeton-ss	2003.....	Albert Pujols-of, Edgar Renteria-ss
1983.....	George Hendrick-1b	2004.....	Jim Edmonds-of, Albert Pujols-1b
1985.....	Jack Clark-1b, Willie McGee-of	2005.....	Jason Marquis-p
1987.....	Jack Clark-1b, Bob Forsch-p, Ozzie Smith-ss	2008.....	Ryan Ludwick-of, Albert Pujols-1b
1998.....	Mark McGwire-1b	2009.....	Albert Pujols-1b
2000.....	Edgar Renteria-ss	2010.....	Matt Holliday-lf, Albert Pujols-1b
2001.....	Albert Pujols-3b	2013.....	Yadier Molina-c, Matt Carpenter-2b
2002.....	Edgar Renteria-ss, Scott Rolen-3b	2017.....	Adam Wainwright-p
		2022.....	Paul Goldschmidt-1b, Nolan Arenado-3b

NATIONAL LEAGUE HANK AARON AWARD (1999-present)

2003.....	Albert Pujols-of	2022.....	Paul Goldschmidt-1b
2009.....	Albert Pujols-1b		



TREVOR HOFFMAN N.L. RELIEVER OF THE YEAR (2014-present)

2024..... Ryan Helsley-rhp

ROLAIDS NATIONAL LEAGUE RELIEF MAN (7, 1976-2012)

1981..... Bruce Sutter-rhp	1991..... Lee Smith-rhp
1982..... Bruce Sutter-rhp	1992..... Lee Smith-rhp
1984..... Bruce Sutter-rhp	1995..... Tom Henke-rhp
1986..... Todd Worrell-rhp	

NATIONAL LEAGUE FIREMAN/RELIEVER OF THE YEAR AWARD (9, 1960-2010)

1960..... Lindy McDaniel-rhp	1986..... Todd Worrell-rhp
1975..... Al Harbosky-lhp	1991..... Lee Smith-rhp
1981..... Bruce Sutter-rhp	1992..... ^Lee Smith-rhp
1981..... Bruce Sutter-rhp	2009..... Ryan Franklin-rhp
1982..... Bruce Sutter-rhp	

^Co-recipient with Houston's Doug Jones

ALL-MLB TEAM (6, 2019-present)

2019 Second Team..... Jack Flaherty-sp	2023 Second Team..... *Jordan Montgomery-sp
2022 First Team..... Paul Goldschmidt-1b	2024 First Team..... Ryan Helsley-rp
2022 Second Team.... Nolan Arenado-3b, Ryan Helsley-rp	

*Traded to Texas at MLB Trade Deadline

N.L. COMEBACK PLAYER OF THE YEAR (2005-present)

2009..... Chris Carpenter-rhp	2022..... Albert Pujols-dh
2011..... Lance Berkman-of	

SPORTS ILLUSTRATED'S SPORTSMAN OF THE YEAR (1954-present)

1957..... Stan Musial	1998..... *Mark McGwire-1b
-----------------------	----------------------------

*Co-winner with Chicago Cubs outfielder Sammy Sosa

BASEBALL DIGEST PLAYER OF THE YEAR (1969-2024)

1971..... Joe Torre-3b	2005..... Albert Pujols-1b
1974..... Lou Brock-lf	2008..... Albert Pujols-1b

MAJOR LEAGUE BASEBALL ALL-TIME TEAM (1997)

Chosen by a panel of 36 members of the Baseball Writers Association of America in 1997

Rogers Hornsby-2b (First Team) 1915-26, 1933	Dennis Eckersly-rp (First Team) 1996-97
Stan Musial-lf (Runner Up)..... 1941-63	

BBWAA NATIONAL LEAGUE SOPHOMORE OF THE YEAR AWARD (1953-62)

1960..... Ernie Broglio-rhp

MAJOR LEAGUE BASEBALL ALL-CENTURY TEAM (1999)

Cy Young-p 1899-1900	Rogers Hornsby-2b 1915-26, 1933
Bob Gibson-p 1959-75	Stan Musial-of 1941-63
Mark McGwire-1b 1997-2001	

**RAWLINGS GOLD GLOVE AWARD (99, 1957-present)***Selected at the conclusion of the season in a poll of N.L. managers and coaches*

1958.....	Ken Boyer-3b	1991.....	Tom Pagnozzi-c, Ozzie Smith-ss
1959.....	Ken Boyer-3b	1992.....	Tom Pagnozzi-c, Ozzie Smith-ss
1960.....	Bill White-1b, Ken Boyer-3b	1994.....	Tom Pagnozzi-c
1961.....	Bill White-1b, Ken Boyer-3b	2000.....	Jim Edmonds-of, Mike Matheny-c
1962.....	Bobby Shantz-p, Bill White-1b	2001.....	Jim Edmonds-of, Fernando Vina-2b
1963.....	Bobby Shantz-p, Bill White-1b, Ken Boyer-3b, Curt Flood-of	2002.....	Jim Edmonds-of, Edgar Renteria-ss, Scott Rolen-3b, Fernando Vina-2b
1964.....	Bobby Shantz-p, Bill White-1b, Curt Flood-of	2003.....	Jim Edmonds-of, Mike Matheny-c, Edgar Renteria-ss, Scott Rolen-3b
1965.....	Bob Gibson-p, Bill White-1b, Curt Flood-of	2004.....	Jim Edmonds-of, Mike Matheny, c, Scott Rolen-3b
1966.....	Bob Gibson-p, Curt Flood-of	2005.....	Jim Edmonds-of
1967.....	Bob Gibson-p, Curt Flood-of	2006.....	Albert Pujols-1b, Scott Rolen-3b
1968.....	Bob Gibson-p, Dal Maxvill-ss, Curt Flood-of	2008.....	Yadier Molina-c
1969.....	Bob Gibson-p, Curt Flood-of	2009.....	Yadier Molina-c, Adam Wainwright-p
1970.....	Bob Gibson-p	2010.....	Yadier Molina-c, Albert Pujols-1b
1971.....	Bob Gibson-p	2011.....	*Yadier Molina-c
1972.....	Bob Gibson-p	2012.....	*Yadier Molina-c
1973.....	Bob Gibson-p	2013.....	Yadier Molina-c, Adam Wainwright-p
1975.....	Ken Reitz-3b	2014.....	*Yadier Molina-c
1978.....	Keith Hernandez-1b	2015.....	Jason Heyward-of, *Yadier Molina-c
1979.....	Keith Hernandez-1b	2018.....	Yadier Molina-c
1980.....	Keith Hernandez-1b	2019.....	Kolten Wong-2b
1981.....	Keith Hernandez-1b	2020.....	Kolten Wong-2b, Tyler O'Neill-lf
1982.....	Keith Hernandez-1b, Ozzie Smith-ss	2021**.....	Paul Goldschmidt-1b, Tommy Edman-2b,*Nolan Arenado-3b, Tyler O'Neill-lf, Harrison Bader-cf
1983.+Keith Hernandez-1b, Willie McGee-of, Ozzie Smith-ss		2022.....	*Nolan Arenado-3b, Brendan Donovan-ut
1984.....	Joaquin Andujar-p, Ozzie Smith-ss		
1985.....	Willie McGee-of, Ozzie Smith-ss		
1986.....	Willie McGee-of, Ozzie Smith-ss		
1987.....	Terry Pendleton-3b, Ozzie Smith-ss		
1988.....	Ozzie Smith-ss		
1989.....	Terry Pendleton-3b, Ozzie Smith-ss		
1990.....	Ozzie Smith-ss		

* Platinum Glove Award est. 2011, given to the best defensive player of the year from each league.

** Team and Major League Record (5 Gold Gloves)

+ Traded to New York Mets in June 1983

RAWLINGS ALL-TIME GOLD GLOVE TEAM (2007)*Announced at 2007 MLB All-Star Game to celebrate the 50th anniversary of the first Gold Glove Awards.*

Ozzie Smith-ss 1982-96

WILSON DEFENSIVE PLAYER OF THE YEAR AWARD (2012-19)

2012.....	Yadier Molina-c	2019.....	Kolten Wong-2b
2013.....	Yadier Molina-c		

FIELDING BIBLE AWARD (22)

2006.....	Albert Pujols-1b, Scott Rolen-3b	2015.....	Jason Heyward-rf
2007.....	Yadier Molina-c, Albert Pujols-1b	2018.....	Kolten Wong-2b
2008.....	Yadier Molina-c, Albert Pujols-1b	2019.....	Kolten Wong-2b
2009.....	Yadier Molina-c, Albert Pujols-1b	2020.....	Kolten Wong-2b, Tyler O'Neill-lf
2010.....	Yadier Molina-c	2021.....	Paul Goldschmidt-1b, Tyler O'Neill-lf
2011.....	Albert Pujols-1b	2022.....	Nolan Arenado-3b, Tommy Edman-mp
2012.....	Yadier Molina-c	2024.....	Masyn Winn-ss
2013.....	Yadier Molina-c		



NATIONAL LEAGUE ROOKIE OF THE MONTH (9, 2001-present)

April 2001	Albert Pujols-3b/1b
May 2001	Albert Pujols-3b/1b
September 2001	Bud Smith-lhp
June 2002	Jason Simontacchi-rhp
August 2006	Chris Duncan-lf

April 2009	Brian Barden-3b
May 2014	Kolten Wong-2b
July 2017	Paul DeJong-ss
September 2017	Jose Martinez-1b

NATIONAL LEAGUE RELIEVER OF THE MONTH (2017-present)

May 2006	Jason Isringhausen, rhp
August 2009	Ryan Franklin, rhp

March/April 2024	Ryan Helsley, rhp
June 2024	Ryan Helsley, rhp
September 2024	Ryan Helsley, rhp

NATIONAL LEAGUE PITCHER OF THE MONTH (16, 1975-present)

July 1975	*Al Hrabosky-lhp
September 1982	Joaquín Andújar-rhp
June 1985	John Tudor-lhp
July 1986	*Todd Worrell-rhp
April 1990	John Tudor-lhp
April 1991	*Lee Smith-rhp
April 1994	Bob Tewksbury-rhp
May 2000	Garrett Stephenson-rhp
September 2001	Woody Williams-rhp

May 2008	Todd Wellemeier-rhp
August 2009	Chris Carpenter-rhp
June 2013	Adam Wainwright-rhp
September 2014	Adam Wainwright-rhp
August 2019	Jack Flaherty-rhp
September 2019	Jack Flaherty-rhp
August 2021	Adam Wainwright-rhp

* Relief Pitcher

NATIONAL LEAGUE PLAYER OF THE MONTH (38, 1958-present)

May 1958	^Stan Musial-1b
June 1960	*Lindy McDaniel-rhp
September 1960	Ken Boyer-3b
September 1964	Bob Gibson-rhp
July 1966	Mike Shannon-rf
August 1967	Orlando Cepeda-1b
June 1968	Bob Gibson-rhp
July 1968	Bob Gibson-rhp
August 1970	Bob Gibson-rhp
May 1971	Lou Brock-lf
August 1971	Joe Torre-3b
August 1974	Lou Brock-lf
May 1977	Ken Reitz-3b
May 1979	Lou Brock-lf
August 1979	Keith Hernandez-1b
August 1985	Willie McGee-cf
August 1989	Pedro Guerrero-1b
April 1991	Felix Jose-rf
May 1992	Felix Jose-rf
September 1997	Mark McGwire-1b
April 1998	Mark McGwire-1b

May 1998	Mark McGwire-1b
September 1998	Mark McGwire-1b
July 1999	Mark McGwire-1b
May 2003	Albert Pujols-lf
June 2003	Albert Pujols-lf
July 2004	Jim Edmonds-cf
April 2006	Albert Pujols-1b
April 2009	Albert Pujols-1b
June 2009	Albert Pujols-1b
July 2009	Ryan Ludwick-rf
August 2010	Albert Pujols-1b
July 2018	Matt Carpenter-1b
July 2019	Paul Goldschmidt-1b
September 2021	Tyler O'Neill-lf
April 2022	Nolan Arenado-3b
May 2022	Paul Goldschmidt-1b
August 2022	Nolan Arenado-3b

^Co-winner of inaugural award w/ SF's Willie Mays

* Relief Pitcher



NATIONAL LEAGUE PLAYER OF THE WEEK (118, 1973-present)

April 22-28, 1974⁽¹⁾ Ken Reitz-3b
 May 13-19, 1974 Ted Simmons-c
 July 29-Aug. 4, 1974⁽²⁾ Lou Brock-lf
 Sept. 2-8, 1974 Ted Simmons-c

April 14-20, 1975 Ken Reitz-3b
 July 7-13, 1975 Al Hraboksy-rp
 Aug. 11-17, 1975... Reggie Smith-1b/rf

May 3-9, 1976 Vic Harris-2b

April 4-10, 1977 Ted Simmons-c
 Aug. 29-Sept. 4, 1977 Lou Brock-lf

April 10-16, 1978 Bob Forsch-sp
 May 29-June 4, 1978.. Ted Simmons-c
 Aug. 21-27, 1978.. George Hendrick-cf

April 30-May 6, 1979 Lou Brock-lf
 June 4-10, 1979 Ted Simmons-c
 Aug. 13-19, 1979 Lou Brock-lf

April 14-20, 1980.. George Hendrick-rf
 Sept. 15-21, 1980...⁽³⁾ Andy Rincon-sp

April 12-18, 1982... Keith Hernandez-1b
 Aug. 23-29, 1982.....⁽⁴⁾ Bruce Sutter-rp
 Aug. 30-Sept. 5, 1982..Lonnie Smith-lf
 Sept. 13-19, 1982..... Bruce Sutter-rp

July 18-24, 1983..... Neil Allen-sp
 Sept. 26-Oct. 2, 1983... Bob Forsch-sp

April 9-15, 1984 Bruce Sutter-rp
 May 14-20, 1984.. Joaquín Andújar-sp
 Jul. 30-Aug. 5, 1984... Terry Pendleton-3b
 Sept. 3-9, 1984.....⁽⁵⁾ Bruce Sutter-rp
 Sept. 24-30, 1984..Joaquín Andújar-sp

June 3-9, 1985 Willie McGee-cf
 June 17-23, 1985 John Tudor-sp

July 21-27, 1986..... Todd Worrell-rp
 Sept. 15-21, 1986...⁽⁶⁾ Vince Coleman-lf

May 18-24, 1987 Jack Clark-1b

May 9-15, 1988 Terry Pendleton-3b
 Aug. 22-28, 1988... Pedro Guerrero-1b

July 16-22, 1990..... Willie McGee-cf

April 22-28, 1991 Félix José-rf
 July 1-7, 1991 Pedro Guerrero-1b
 Sept. 23-29, 1991 Lee Smith-rp

May 11-17, 1992 Félix José-rf
 Aug. 24-30, 1992..... Lee Smith-rp

June 21-27, 1993 Lee Smith-rp
 July 15-18, 1993..... Mark Whiten-rf
 July 19-25, 1993..... Todd Zeile-3b
 Sept. 6-12, 1993.....⁽⁷⁾ Mark Whiten-cf
 Sept. 4-10, 1995..... Ray Lankford-cf

June 24-30, 1996⁽⁸⁾ Brian Jordan-rf
 July 11-14, 1996..... Brian Jordan-rf
 July 15-21, 1996..... Ray Lankford-cf
 Sept. 2-8, 1996..... Brian Jordan-rf

Aug. 11-17, 1997.... Mark McGwire-1b

Mar. 30-Apr. 5 1998... Mark McGwire-1b
 May 11-17, 1998 Brian Jordan-rf
 May 18-24, 1998 Mark McGwire-1b
 June 22-28, 1998.. Todd Stottlemire-sp
 Sept. 21-27, 1998... Mark McGwire-1b

June 21-27, 1999⁽⁹⁾ José Jiménez-sp
 Aug. 2-8, 1999.....⁽¹⁰⁾ Mark McGwire-1b

July 31-Aug. 6, 2000 ..⁽¹¹⁾ Will Clark-1b

Aug. 13-19, 2001..... Matt Morris-sp
 Sept. 3-9, 2001.....⁽¹²⁾ Bud Smith-sp
 Sept. 17-23, 2001.....⁽¹³⁾ Albert Pujols-lf

July 2-7, 2002..... Albert Pujols-lf
 Sept. 16-22, 2002..... Scott Rolen-3b

April 7-13, 2003 Jim Edmonds-cf
 April 28-May 4, 2003.. Albert Pujols-1b
 May 19-25, 2003 Matt Morris-sp
 June 23-29, 2003 Jim Edmonds-cf
 Sept. 15-21, 2003..⁽¹⁴⁾ Edgar Rentería-ss

June 7-13, 2004 Scott Rolen-3b
 July 26-Aug. 1, 2004..⁽¹⁵⁾ Jim Edmonds-cf
 Aug. 30-Sept. 5, 2004... Jim Edmonds-cf

April 18-24, 2005..... Mark Mulder-sp
 May 30-June 5, 2005.....⁽¹⁶⁾ Albert Pujols-1b
 Aug. 29-Sept. 4, 2005... Chris Carpenter-sp

May 8-14, 2006 Albert Pujols-1b
 July 13-16, 2006... Chris Carpenter-sp
 Aug. 14-20, 2006..... Chris Duncan-lf
 Chris Carpenter-sp
 Sept. 11-17, 2006 ... Chris Carpenter-sp

July 13-15, 2007 Albert Pujols-1b
 Aug. 20-26, 2007...⁽¹⁷⁾ Jason Istringhausen-rp

July 28-Aug. 3, 2008 . Ryan Ludwick-lf
 Aug. 18-24, 2008..... Albert Pujols-1b
 Sept. 22-28, 2008..... Albert Pujols-1b

April 20-26, 2009 Albert Pujols-1b
 June 15-21, 2009 Albert Pujols-1b
 July 6-12, 2009.....⁽¹⁸⁾ Ryan Ludwick-rf

Apr. 26-May 2, 2010.. David Freese-3b
 May 31-June 6, 2010... Colby Rasmus-cf
 June 14-20, 2010 Matt Holliday-lf

Mar. 31-Apr. 3, 2011..⁽¹⁹⁾ Jaime García-sp
 April 11-27, 2011.... Lance Berkman-rf
 Apr. 25-May 1, 2011 ... Lance Berkman-rf
 May 30-June 5, 2011.. Albert Pujols-1b

May 7-13, 2012 Carlos Beltrán-rf
 Sept. 17-23, 2012..... Jason Motte-rp

May 19-25, 2014...⁽²⁰⁾ Adam Wainwright-sp
 Aug. 25-31, 2014..... Matt Holliday-lf

April 13-19, 2015... Matt Carpenter-3b

May 30-June 5, 2016... Matt Carpenter-3b

June 11-17, 2018 Marcell Ozuna-lf
 July 19-22, 2018..... Matt Carpenter-1b
 July 30-Aug. 5, 2018... Matt Carpenter-1b

July 22-28, 2019 .. Paul Goldschmidt-1b
 Aug. 26-Sept. 1, 2019... Yadier Molina-c

Aug. 23-29, 2021... Tommy Edman-2b
 Sept. 13-19, 2021..... Tyler O'Neill-lf
 Sept. 20-26, 2021... Harrison Bader-cf

April 7-10, 2022..... Nolan Arenado-3b
 June 13-19, 2022... Paul Goldschmidt-1b
 July 21-24, 2022 .. Paul Goldschmidt-1b
 Aug. 1-7, 2022..... Nolan Arenado-3b
 Aug. 15-21, 2022..... Albert Pujols-dh
 Paul Goldschmidt-1b
 Sept. 19-25, 2022..⁽²¹⁾ Albert Pujols-dh
 May 15-21, 2023..... Nolan Gorman-2b

1. Co-winner - LAD's Tommy John
2. Co-winner - ATL's Phil Niekro
3. MLB Debut
4. Co-winner - LAD's Pedro Gurero
5. Co-winner - NYM's Dwight Gooden
6. Co-winner - PHI Kent Tekulve
7. Co-winner - HOU's Darryl Kile
8. Co-winner - COL's Dante Bichette
9. No-hitter
10. Co-winner - SD's Tony Gwynn
11. First week as a Cardinal & co-winner - HOU's Scott Elarton
12. No-hitter
13. Co-winner - PHI's José Mesa
14. Co-winner - CHI's Mark Prior
15. Co-winner - ATL's John Smoltz
16. Co-winner - WSH's Nick Johnson
17. Co-winner - ATL's Mark Teixeira
18. Co-winner - SF's Jonathan Sánchez
19. Co-winner - CHI's Starlin Castro
20. Co-winner - LAD's Josh Beckett
21. Hit 700th career HR & co-winner - NYM's Pete Alonso



BEST MAJOR LEAGUE BASEBALL ESPY PLAYER (1993-present)

1999.....	Mark McGwire-1b	2009	Albert Pujols-1b
2005	Albert Pujols-1b	2010	Albert Pujols-1b
2006	Albert Pujols-1b		

BASEBALL AMERICA MLB PLAYER OF THE YEAR (1998-present)

1998.....	Mark McGwire-1b	2005.....	Albert Pujols-1b
-----------	-----------------	-----------	------------------

BASEBALL AMERICA MLB ROOKIE OF THE YEAR (1989-present)

2001.....	Albert Pujols-3b/1b/of
-----------	------------------------

BASEBALL AMERICA MLB ORGANIZATION OF THE YEAR (1982-present)

2011.....	St. Louis Cardinals	2013.....	St. Louis Cardinals
-----------	---------------------	-----------	---------------------

BASEBALL AMERICA MLB EXECUTIVE OF THE YEAR (1998-present)

2000.....	Walt Jocketty
-----------	---------------

MLBPA PLAYER'S CHOICE MARVIN MILLER MAN OF THE YEAR (1997-present)

1997.....	Mark McGwire-1b	2006.....	Albert Pujols-1b
2000.....	Eric Davis-of		

MLBPA PLAYER'S CHOICE PLAYER OF THE YEAR (1998-present)

1998	Mark McGwire-1b	2008.....	Albert Pujols-1b
2003.....	Albert Pujols-1b	2009.....	Albert Pujols-1b

MLBPA PLAYERS CHOICE N.L. OUTSTANDING PLAYER (1992-present)

2003.....	Albert Pujols-1b	2009.....	Albert Pujols-1b
2008.....	Albert Pujols-1b	2022.....	Paul Goldschmidt-1b

MLBPA PLAYERS CHOICE N.L. OUTSTANDING PITCHER (1994-present)

2005.....	Chris Carpenter-rhp	2009.....	Adam Wainwright-rhp
2006.....	Chris Carpenter-rhp		

MLBPA PLAYERS CHOICE N.L. OUTSTANDING ROOKIE (1994-present)

2001.....	Albert Pujols-3b/1b/of
-----------	------------------------

MLBPA PLAYERS CHOICE N.L. COMEBACK PLAYER (1997-present)

2001.....	Matt Morris-rhp	2009.....	Chris Carpenter-rhp
2004.....	Chris Carpenter-rhp	2011.....	Lance Berkman-of

**THE SPORTING NEWS N.L. ALL-STAR TEAM (107, 1925-present)***Team selected at the conclusion of the season in a poll of N.L. players*

1925.....	Jim Bottomley-1b, Rogers Hornsby-2b	1969.....	Steve Carlton-p
1926.....	Rogers Hornsby-2b, Bob O'Farrell-c, Grover Alexander-p	1970.....	Bob Gibson-p
1930.....	Frank Frisch-2b	1971.....	Steve Carlton-p, Joe Torre-3b
1931.....	Frank Frisch-2b	1974.....	Lou Brock-of
1934.....	Dizzy Dean-p	1977.....	Garry Templeton-ss, Ted Simmons-c
1935.....	Joe Medwick-of, Pepper Martin-3b, Dizzy Dean-p	1978.....	Ted Simmons-c
1936.....	Joe Medwick-of, Dizzy Dean-p	1979.....	Keith Hernandez-1b, Ted Simmons-c, Garry Templeton-ss
1937.....	Joe Medwick-of	1980.....	George Hendrick-of, Keith Hernandez-1b, Garry Templeton-ss
1938.....	Joe Medwick-of	1982.....	Ozzie Smith-ss, Lonnie Smith-of
1939.....	Joe Medwick-of	1983.....	George Hendrick-1b
1942.....	Enos Slaughter-of, Mort Cooper-p	1984.....	Ozzie Smith-ss
1943.....	Stan Musial-of, Walker Cooper-c, Mort Cooper-p	1985.....	Tom Herr-2b, Willie McGee-of, Ozzie Smith-ss, John Tudor-p
1944.....	Stan Musial-of, Ray Sanders-1b, Marty Marion-ss, Walker Cooper-c, Mort Cooper-p	1986.....	Ozzie Smith-ss
1945.....	Marty Marion-ss, Whitey Kurowski-3b	1987.....	Jack Clark-1b, Ozzie Smith-ss
1946.....	Enos Slaughter-of, Stan Musial-1b	1991.....	Lee Smith-p
1948.....	Stan Musial-of, Harry Brecheen-p	1998.....	Mark McGwire-1b
1949.....	Stan Musial-of	2000.....	Edgar Renteria-ss
1950.....	Stan Musial-of	2002.....	Edgar Renteria-ss, Scott Rolen-3b
1951.....	Stan Musial-of	2003... Albert Pujols-of, Edgar Renteria-ss, Scott Rolen-3b	
1952.....	Stan Musial-of	2004.....	Jim Edmonds-of, Albert Pujols-1b, Edgar Renteria-ss, Scott Rolen-3b
1953.....	Stan Musial-of, Red Schoendienst-2b	2005.....	Chris Carpenter-p, Albert Pujols-1b
1954.....	Stan Musial-of	2006.....	Chris Carpenter-p
1956.....	Ken Boyer-3b	2008.....	Ryan Ludwick-of, Albert Pujols-1b
1957.....	Stan Musial-1b	2009.....	Ryan Franklin-rhp, Yadier Molina-c, Albert Pujols-1b
1958.....	Stan Musial-1b	2010.....	Matt Holliday-of
1960.....	Ernie Broglio-p	2012.....	Matt Holliday-of
1961.....	Ken Boyer-3b	2013.....	Yadier Molina-c, Matt Carpenter-2b
1962.....	Ken Boyer-3b	2014.....	Jhonny Peralta-ss
1963.....	Bill White-1b, Ken Boyer-3b, Dick Groat-ss	2022.....	Paul Goldschmidt-1b, Nolan Arenado-3b
1964.....	Bill White-1b, Ken Boyer-3b, Dick Groat-ss		
1967.....	Orlando Cepeda-1b, Tim McCarver-c		
1968.....	Curt Flood-of, Bob Gibson-p		

THE SPORTING NEWS MLB MANAGER OF THE YEAR (7, 1936-present)

1941.....	Billy Southworth	1957.....	Fred Hutchinson
1942.....	Billy Southworth	1964.....	Johnny Keane
1946.....	Eddie Dyer	1982.....	Whitey Herzog
1952.....	Eddie Stankey		

THE SPORTING NEWS MLB EXECUTIVE OF THE YEAR (7, 1936-present)

1936.....	Branch Rickey	1964.....	Bing Devine
1942.....	Branch Rickey	2000.....	Walt Jocketty
1957.....	Frank Lane	2004.....	Walt Jocketty
1963.....	Bing Devine		



THE SPORTING NEWS MLB PLAYER OF THE YEAR (9, 1936-present)

1944.....	Marty Marion-ss	1974.....	Lou Brock-of
1946.....	Stan Musial-1b/of	2003.....	Albert Pujols-1b
1951.....	Stan Musial-1b/of	2008.....	Albert Pujols-1b
1964.....	Ken Boyer-3b	2009.....	Albert Pujols-1b
1971.....	Joe Torre-3b		

THE SPORTING NEWS MAN/SPORTSMAN OF THE YEAR (1968-present)

1974.....	Lou Brock-of	1997.....	Mark McGwire-1b
1982.....	Whitey Herzog	1998.....	*Mark McGwire-1b

*co-winner with Chicago Cubs' Sammy Sosa

THE SPORTING NEWS N.L. MOST VALUABLE PLAYER (1929-45)

1934.....	Dizzy Dean-rhp	1943.....	Stan Musial-1b
1937.....	Joe Medwick-lf	1944.....	Marty Marion-ss
1942.....	Mort Cooper-rhp		

THE SPORTING NEWS N.L. PITCHER OF THE YEAR (6, 1944-present)

1949.....	Howie Pollet-lhp	2006.....	Chris Carpenter-rhp
1968.....	Bob Gibson-rhp	2024.....	^^Ryan Helsley-rhp
1970.....	Bob Gibson-rhp		
2005.....	Chris Carpenter-rhp		

*Relief Pitcher

^Co-recipient with Atlanta's Raisel Iglesias

THE SPORTING NEWS N.L. ROOKIE OF THE YEAR (10, 1946-present)

1954.....	Wally Moon-cf	1986.....	Todd Worrell-rhp
1955.....	Billy Virdon-cf	1996.....	Alan Benes-rhp
1967.....	Dick Hughes-rhp	1997.....	Matt Morris-rhp
1971.....	Reggie Cleveland-rhp	2000.....	Rick Ankiel-lhp
1985.....	Vince Coleman-lf	2001.....	Albert Pujols-3b/1b/of

THE SPORTING NEWS N.L. COMEBACK PLAYER OF THE YEAR (7, 1965-present)

1979.....	Lou Brock-lf	2004.....	Chris Carpenter-rhp
1984.....	Joaquín Andújar-rhp	2009.....	Chris Carpenter-rhp
1990.....	John Tudor-lhp	2011.....	Lance Berkman-of
2001.....	Matt Morris-rhp		

**TOPPS ALL-STAR ROOKIE TEAM (27, 1959-present)**

1960.....	Julían Javier-2b	2001.....	Albert Pujols-3b
1965.....	Pat Corrales-c	2003.....	Bo Hart-2b
1967.....	Dick Hughes-rhp	2010.....	Jaime García-lhp
1972.....	Dwain Anderson-ss	2013.....	Matt Adams-1b
1974.....	Bake McBride-of	2014.....	Kolten Wong-2b
1976.....	Garry Templeton-ss	2015.....	Randal Grichuk-of
1982.....	Willie McGee-of	2016.....	Seung-hwan Oh-rp
1985.....	Vince Coleman-of	2017.....	Paul DeJong-ss
1986.....	Todd Worrell-rhp	2018.....	Harrison Bader-of
1990.....	Félix José-of	2020.....	Kwang-hyun Kim-lhp
1991.....	Ray Lankford-of	2021.....	Dylan Carlson-of
1995.....	John Mabry-1b	2022.....	Brendan Donovan-2b
1996.....	Alan Benes-rhp	2024.....	Masyn Winn-ss
1997.....	Dmitri Young-1b		

BASEBALL AMERICA MLB ALL-ROOKIE TEAM (12, 2009-present)

2010.....	Jaime García-sp	2019.....	Tommy Edman-3b, Dakota Hudson-sp
2013.....	Trevor Rosenthal-rp, Matt Adams-1b	2021.....	Dylan Carlson-of
2015.....	Randal Grichuk-of	2022.....	Brendan Donovan-2b
2017.....	Paul DeJong-ss	2024.....	Masyn Winn-ss
2018.....	Harrison Bader-of, Jack Flaherty-sp		

MLB PIPELINE ALL-ROOKIE TEAM (6, 2020-present)

2020 Second Team.....	Kwang Hyun Kim-sp	2022 First Team.....	Brendan Donovan-2b
2021 First Team.....	Dylan Carlson-of	2023 Second Team.....	Jordan Walker-of
2021 Second Team.....	Edmundo Sosa-ss	2024 First Team.....	Masyn Winn-ss

BASEBALL DIGEST MLB ALL-STAR ROOKIE TEAM (1971-present)

1974.....	Bake McBride-of	1995.....	John Mabry-1b
1976.....	Garry Templeton-ss	1996.....	Alan Benes-rhp
1980.....	Leon Durham-1b	2000.....	Rick Ankiel-sp
1982.....	Willie McGee-of	2001.....	Albert Pujols-1b
1985.....	Vince Coleman-of	2003.....	Bo Hart-2b
1986.....	Greg Mathews, sp, Todd Worrell-rp	2018.....	Harrison Bader-of
1987.....	Joe Magrane-sp	2019.....	Tommy Edman-3b
1990.....	Félix José-of	2021.....	Dylan Carlson-of
1991.....	Ray Lankford-of	2022.....	Brendan Donovan-2b
1992.....	Donovan Osborne-sp	2024.....	Masyn Winn-ss
1993.....	René Arocha-sp		



BASEBALL AMERICA MLB ALL-STAR TEAM (41, 1991-present)

1991 National League	Lee Smith-rp	2009 Second Team	Chris Carpenter-sp
1992 National League	Bob Tewksbury-sp	2010 First Team	Matt Holliday-lf
1996 National League	Andy Benes-sp	2010 Second Team ..	Albert Pujols-1b, Adam Wainwright-sp
1998 First Team	Mark McGwire-1b	2011 Second Team...	Lance Berkman-dh, Yadier Molina-c
2000 Second Team	Jim Edmonds-of, Darryl Kile-sp	2012 Second Team	Yadier Molina-c
2001 First Team	Albert Pujols-3b, Matt Morris-sp	2013 First Team	Yadier Molina-c, Matt Carpenter-2b
2002 Second Team	Scott Rolen-3b, Albert Pujols-of	Matt Holliday-of, Adam Wainwright-sp
2003 First Team	Albert Pujols-of	2014 First Team	Adam Wainwright-sp
2003 Second Team	Edgar Renteria-ss	2014 Second Team	Jhonny Peralta-ss
2004 First Team	Albert Pujols-1b	2017 Second Team	Tommy Pham-of
2004 Second Team	Jim Edmonds-cf, Scott Rolen-3b	2019 Second Team	Jack Flaherty-sp
2005 First Team	Albert Pujols-1b, Chris Carpenter-sp	2021 Second Team	Adam Wainwright-sp
2006 First Team	Albert Pujols-1b, Chris Carpenter-sp	2022 First Team	Paul Goldschmidt-1b
2008 First Team	Albert Pujols-1b, Ryan Ludwick-rf	2022 Second Team	Nolan Arenado-3b
2009 First Team	Albert Pujols-1b	2024 Second Team	Ryan Helsley-rp

TONY CONIGLIARO AWARD (1990-present)

2009.....	Chris Carpenter-rhp	2015.....	Mitch Harris-rhp
-----------	---------------------	-----------	------------------

HUTCH AWARD (1965-present)

1971.....	Joe Torre-3b	2015.....	Adam Wainwright-rhp
1979.....	Lou Brock-lf		

MLBPAA HEART & HUSTLE AWARD (2005-present)

2005.....	David Eckstein-ss	2022.....	Paul Goldschmidt-1b
2009.....	Albert Pujols-1b		

LOU GEHRIG MEMORIAL AWARD (7, 1955-present)

1957.....	Stan Musial-1b	1999.....	Mark McGwire-1b
1964.....	Ken Boyer-3b	2009	Albert Pujols-1b
1977.....	Lou Brock-lf	2023.....	Paul Goldschmidt-1b
1989.....	Ozzie Smith-ss		

BRANCH RICKEY AWARD (1992-2014)

1994.....	Ozzie Smith
-----------	-------------

NLCS MOST VALUABLE PLAYER AWARD (1977-present)

1982.....	Darrell Porter-c	2006.....	Jeff Suppan-rhp
1985.....	Ozzie Smith-ss	2011.....	David Freese-3b
2004.....	Albert Pujols-1b	2013.....	Michael Wacha-rhp

WORLD SERIES MOST VALUABLE PLAYER AWARD (1955-present)

1964.....	Bob Gibson-rhp	2006.....	David Eckstein-ss
1967.....	Bob Gibson-rhp	2011.....	David Freese-3b
1982.....	Darrell Porter-c		



DARRYL KILE AWARD

At its annual dinner in January of 2003, the St. Louis Chapter of the Baseball Writers Association of America announced the creation of the Darryl Kile Award. It is given annually to the Cardinal player, by vote of his teammates, who demonstrates the qualities that Darryl brought to the clubhouse every day: those of a good teammate, a great friend, a fine father and a humble man. A veteran of 331 big league starts, Darryl was never on the injured list at the Major League level and prided himself on never missing a start. The award was not given in 2002 in honor of Darryl.



MIKE MATHENY
2003



WOODY WILLIAMS
2004



CAL ELDRED
2005



CHRIS CARPENTER
2006



RUSS SPRINGER
2007



ADAM WAINWRIGHT
2008



SKIP SCHUMAKER
2009



MATT HOLLIDAY
2010



LANCE BERKMAN
2011



JAKE WESTBROOK
2012



JASON MOTTE
2013



MARK ELLIS
2014



YADIER MOLINA
2015



**JONATHAN
BROXTON**
2016



ZACH DUKE
2017



MILES MIKOLAS
2018



**PAUL
GOLDSCHMIDT**
2019



ALBERT PUJOLS
2020



STEVEN MATZ
2023



KYLE GIBSON
2024



ROBERTO CLEMENTE AWARD



1974
LOU
BROCK



2013
CARLOS
BELTRAN



1995
OZZIE SMITH



2008
ALBERT PUJOLS



2018 YADIER MOLINA

2020
ADAM
WAINWRIGHT





TALE OF 10,000 TRIUMPHS

On June 25, 2018, the St. Louis Cardinals won their 10,000th regular-season game as a member of the National League with a 4-0 victory over the Cleveland Indians at Busch Stadium.

The Cardinals became the sixth N.L. franchise to reach that plateau, following the Braves, Cubs, Dodgers, Giants, and Pirates. The Yankees also boast 10,000 wins.

After playing in the American Association from 1881-91, St. Louis became a charter member of the newly reorganized N.L. in 1892. The club was known as the Browns (1892-98) and Perfectos (1899) before becoming the Cardinals in 1900.



Win No. 1

April 15, 1892

St. Louis Browns 9, Pittsburgh Pirates 3

Sportsman's Park

Manager: Jack Glasscock

Winning Pitcher: N/A

Win No. 1,000

June 2, 1910

St. Louis Cardinals 4, Philadelphia Phillies 3

Baker Bowl

Manager: Roger Bresnahan

Winning Pitcher: Johnny Lush

Win No. 2,000

August 4, 1924

St. Louis Cardinals 4, Boston Braves 1

Braves Field

Manager: Branch Rickey

Winning Pitcher: Leo Dickerman

Win No. 3,000

May 2, 1936

St. Louis Cardinals 4, Brooklyn Dodgers 0

Sportsman's Park

Manager: Frankie Frisch

Winning Pitcher: Bill Walker

Win No. 4,000

September 8, 1946 – Game 1

St. Louis Cardinals 5, Pittsburgh Pirates 4 (11 inn)

Sportsman's Park

Manager: Eddie Dyer

Winning Pitcher: Red Munger

Win No. 5,000

May 15, 1959

St. Louis Cardinals 8, Philadelphia Phillies 2

Busch Stadium I

Manager: Solly Hemus

Winning Pitcher: Vinegar Bend Mizell

Win No. 6,000

August 17, 1970

St. Louis Cardinals 11, Los Angeles Dodgers 8

Busch Stadium II

Manager: Red Schoendienst

Winning Pitcher: Bob Gibson

Win No. 7,000

June 17, 1983

St. Louis Cardinals 7, Chicago Cubs 2

Busch Stadium II

Manager: Whitey Herzog

Winning Pitcher: Bob Forsch

Win No. 8,000

September 12, 1995

St. Louis Cardinals 10, San Francisco Giants 4

Busch Stadium II

Manager: Mike Jorgensen

Winning Pitcher: Rich DeLucia

Win No. 9,000

May 14, 2007

St. Louis Cardinals 8, Los Angeles 4

Dodger Stadium

Manager: Tony La Russa

Winning Pitcher: Brad Thompson

Win No. 10,000

June 25, 2018

St. Louis Cardinals 4, Cleveland Indians 0

Busch Stadium III

Manager: Mike Matheny

Winning Pitcher: John Gant



CARDINALS SELECTED FOR MLB ALL-STAR GAME

1933	Frank Frisch- 2b, Bill Hallahan-p, Pepper Martin-3b, Jim Wilson-c	1958	Don Blasingame-2b, Larry Jackson-p, Stan Musial-1b
1934	Dizzy Dean-p, Frank Frisch-2b, Pepper Martin-3b, Joe Medwick-of	1959	(1st Game) Ken Boyer-3b, Joe Cunningham-of, Wilmer Mizell-p, Stan Musial-1b, Hal Smith-c, Bill White-of (2nd Game) Ken Boyer-3b, Joe Cunningham-of, Wilmer Mizell-p, Stan Musial-1b, Hal Smith-c
1935	Frank Frisch-manager and 2b, Rip Collins-1b, Dizzy Dean-p, Pepper Martin-3b, Joe Medwick-of, Bill Walker-p, Burgess Whitehead-2b	1960	(Both Games) Ken Boyer-3b, Larry Jackson-p, Lindy McDaniel-p, Stan Musial-of, Bill White-1b
1936	Rip Collins-1b, Dizzy Dean-p, Leo Durocher-ss, Stu Martin-2b, Joe Medwick-of	1961	(Both Games) Ken Boyer-3b, Stan Musial-of, Bill White-1b
1937	Dizzy Dean-p, Pepper Martin-of, Joe Medwick-of, Johnny Mize-1b	1962	(Both Games) Ken Boyer-3b, Bob Gibson-p, Stan Musial-of
1938	Joe Medwick-of	1963	Ken Boyer-3b, Dick Groat-ss, ^Julian Javier-2b, Stan Musial-of, Bill White-1b
1939	Curt Davis-p, Joe Medwick-of, Johnny Mize-1b, Terry Moore-of, Lon Warneke-p	1964	Ken Boyer-3b, Curt Flood-of, Dick Groat-ss, Bill White-1b
1940	Johnny Mize-1b, Terry Moore-of	1965	Bob Gibson-p
1941	Johnny Mize-1b, Terry Moore-of, Enos Slaughter-of, Lon Warneke-p	1966	Curt Flood-of, Bob Gibson-p, Tim McCarver-c
1942	Jim Brown-2b, Mort Cooper-p, Walker Cooper-c, Terry Moore-of, Enos Slaughter-of	1967	Lou Brock-of, Orlando Cepeda-1b, Bob Gibson-p, Tim McCarver-c
1943	Billy Southworth-manager, Mort Cooper-p, Walker Cooper-c, Whitey Kurowski-3b, Max Lanier-p, Marty Marion-ss, Stan Musial-of, Howie Pollet-p, Harry Walker-of	1968	Red Schoendienst-manager, Steve Carlton-p, Curt Flood-of, Bob Gibson-p, Julian Javier-2b
1944	Billy Southworth-manager, Walker Cooper-c, Whitey Kurowski-3b, Max Lanier-p, Marty Marion-ss, Red Munger-p, Stan Musial-of	1969	Red Schoendienst-manager, Steve Carlton-p, Bob Gibson-p
1945	No game	1970	Rich Allen-1b, Bob Gibson-p, Joe Torre-c
1946	Whitey Kurowski-3b, Marty Marion-ss, Stan Musial-of, Howie Pollet-p, Red Schoendienst-2b, Enos Slaughter-of	1971	Joe Torre-3b, Steve Carlton-p, Lou Brock-of
1947	Eddie Dyer-manager, Harry Brecheen-p, ^Whitey Kurowski-3b, Marty Marion-ss, Red Munger-p, Stan Musial-1b, Enos Slaughter-of	1972	Bob Gibson-p, Lou Brock-of, Joe Torre-3b, Ted Simmons-c, Red Schoendienst-coach
1948	Harry Brecheen-p, Marty Marion-ss, Stan Musial-of, Red Schoendienst-2b, Enos Slaughter-of	1973	Rick Wise-p, Joe Torre-3b, Ted Simmons-c
1949	Eddie Kazak*-3b, Marty Marion-ss, Red Munger-p, Stan Musial-of, Howie Pollet-p, Red Schoendienst-2b, Enos Slaughter-of	1974	Ted Simmons-c, Lou Brock-of, Reggie Smith-of, Lynn McGlothen-p, Red Schoendienst-coach
1950	Marty Marion-ss, Stan Musial-1b, Red Schoendienst-2b, Enos Slaughter-of	1975	Lou Brock-of, Reggie Smith-of, Red Schoendienst-coach
1951	Stan Musial-of, Red Schoendienst-2b, Enos Slaughter-of, Wally Westlake-of	1976	Bake McBride-of
1952	Stan Musial-of, Red Schoendienst-2b, Enos Slaughter-of, Gerry Staley-p	1977	Ted Simmons-c, Garry Templeton-ss
1953	Harvey Haddix*-p, Stan Musial-of, Del Rice-c, Red Schoendienst-2b, Enos Slaughter-of	1978	Ted Simmons-c
1954	Harvey Haddix-p, Ray Jablonski-3b, Stan Musial-of, Red Schoendienst-2b	1979	Lou Brock-of, Keith Hernandez-1b, Ted Simmons-c, Garry Templeton-ss, Dave Ricketts-coach
1955	Luis Arroyo*-p, Harvey Haddix-p, Stan Musial-1b, Red Schoendienst-2b	1980	George Hendrick-of, Keith Hernandez-1b, Ken Reitz-3b
1956	Ken Boyer-3b, Stan Musial-of, Rip Repulski-of	1981	Bruce Sutter-p
1957	Larry Jackson-p, Wally Moon-of, Stan Musial-1b, Hal Smith-c	1982	Ozzie Smith-ss, Lonnie Smith-of, Gene Gieselman-trainer
		1983	Ozzie Smith-ss, Willie McGee-of, George Hendrick-of, Whitey Herzog-manager, Chuck Hiller-coach, Dave Ricketts-coach
		1984	Joaquin Andujar-p, Ozzie Smith-ss, Bruce Sutter-p
		1985	Joaquin Andujar-p, Jack Clark-1b, Tom Herr-2b, Willie McGee-of, Ozzie Smith-ss
		1986	Ozzie Smith-ss, Whitey Herzog-manager, Mike Roarke-coach
		1987	Jack Clark-1b, Willie McGee-of, Ozzie Smith-ss, Gene Gieselman-trainer
		1988	Whitey Herzog-manager, Rich Hacker-coach, Nick Leyva-coach, Johnny Lewis-coach, Vince Coleman-of, Willie McGee-of, Ozzie Smith-ss, Todd Worrell-p

**CARDINALS SELECTED FOR ALL-STAR GAME (Continued)**

1989	Vince Coleman-of, Pedro Guerrero-dh, Tony Pena-c, Ozzie Smith-ss
1990	Ozzie Smith-ss
1991	Felix Jose-of, Lee Smith-p, Ozzie Smith-ss
1992	Tom Pagnozzi-c, Lee Smith-p, Ozzie Smith-ss, Bob Tewksbury-p, Joe Torre-coach
1993	Gregg Jefferies-1b, Lee Smith-p, Gene Gieselmann-trainer
1994	Gregg Jefferies-1b, Ozzie Smith-ss
1995	Tom Henke-p, Ozzie Smith-ss
1996	Ozzie Smith-ss
1997	Ray Lankford-of, ^Royce Clayton-ss
1998	Mark McGwire-1b
1999	Kent Bottenfield-p, Mark McGwire-1b
2000	Jim Edmonds-of, Mark McGwire-1b, Darryl Kile-p, ^Edgar Renteria-ss, Brad Henderson-trainer
2001	Matt Morris-p, *Albert Pujols-3b
2002	Matt Morris-p
2003	Jim Edmonds-of, Albert Pujols-of, Edgar Renteria-ss, Scott Rolen-3b, Woody Williams-p, Tony La Russa-coach
2004	Albert Pujols-1b, Edgar Renteria-ss, Scott Rolen-3b
2005	Chris Carpenter-p, David Eckstein-ss, Jim Edmonds-cf, Jason Isringhausen-p, Albert Pujols-1b, +Scott Rolen-3b, Tony La Russa-manager, Dave Duncan-coach, Marty Mason-coach, Dave McKay-coach, Jose Oquendo- coach, Joe Pettini-coach, Barry Weinberg-trainer
2006	Chris Carpenter-p, ^David Eckstein-ss, Albert Pujols-1b, Scott Rolen-3b
2007	Albert Pujols-1b, Tony La Russa-manager, Dave Duncan-coach, Marty Mason-coach, Dave McKay-coach, Joe Pettini-coach

2008	Ryan Ludwick-of, Albert Pujols-1b
2009	Ryan Franklin-p, Yadier Molina-c, Albert Pujols-1b, Tony La Russa-manager, Barry Weinberg-trainer
2010	Chris Carpenter-p, Matt Holliday-of, Yadier Molina-c, Albert Pujols-1b, Adam Wainwright-p
2011	Lance Berkman-of, Matt Holliday-of, Yadier Molina-c
2012	Carlos Beltran-of, David Freese-3b, Rafael Furcal-ss, ^Matt Holliday-of, Lance Lynn-p, Yadier Molina-c, Tony La Russa-manager, Mike Aldrete-coach, Dave Duncan-coach, Derek Lilliquist-coach, Mark McGwire-coach, Jose Oquendo-coach
2013	Carlos Beltran-of, Matt Carpenter-2b, Allen Craig-1b, Yadier Molina-c, Edward Mujica-p, Adam Wainwright-p
2014	Matt Carpenter-3b, Pat Neshek-rhp, +Yadier Molina-c, Adam Wainwright-p, Mike Matheny-manager, Mike Aldrete-coach, Blaise Ilesley-coach, Derek Lilliquist-coach, John Mabry-coach, Chris Maloney-coach, Jose Oquendo-coach, Greg Hauck-trainer
2015	Matt Holliday-of, Carlos Martinez-p, Yadier Molina-c, Jhonny Peralta-ss, Trevor Rosenthal-p, Michael Wacha-p
2016	Matt Carpenter-3b, + *Aledmys Diaz-ss
2017	Carlos Martinez-p, Yadier Molina-c
2018	Miles Mikolas-p, +Yadier Molina-c
2019	Paul DeJong-ss
2021	Nolan Arenado-3b, Alex Reyes-p, +Yadier Molina-c
2022	Paul Goldschmidt-1b, +Nolan Arenado-3b, Ryan Helsley-p, Albert Pujols-1b/dh, ^Miles Mikolas-p
2023	Nolan Arenado-3b
2024	Ryan Helsley-p

*Denotes rookie

^Kurovski replaced Boston's Bob Elliott on the 1947 squad; Javier replaced Pittsburgh's Bill Mazerowski in 1963; Clayton replaced Cincinnati's Barry Larkin in 1997; Renteria replaced Mark McGwire in 2000; Eckstein replaced New York's Jose Reyes in 2006; Holliday replaced Yadier Molina in 2012; Mikolas replaced Milwaukee's Corbin Burnes in 2022.

+Houston's Morgan Ensberg replaced Rolen in 2005; Arizona's Miguel Montero replaced Molina in 2014; Aledmys Diaz replaced Matt Carpenter in 2016. Yadier Molina replaced San Francisco's Buster Posey in 2018; Milwaukee's Omar Narváez replaced Molina in 2021; Atlanta's Austin Riley replaced Arenado in 2022.



CARDINALS WORLD SERIES GAME RESULTS

1926 - Cardinals 4, New York 3

Oct. 2 Cardinals 1, at New York 2
 Oct. 3 Cardinals 6, at New York 2
 Oct. 5 at Cardinals 4, New York 0
 Oct. 6 at Cardinals 5, New York 10
 Oct. 7 at Cardinals 2, New York 3
 Oct. 9 Cardinals 10, at New York 2
 Oct. 10 Cardinals 3, at New York 2

1928 - Cardinals 0, New York 4

Oct. 4 Cardinals 1, at New York 4
 Oct. 5 Cardinals 3, at New York 9
 Oct. 7 at Cardinals 3, New York 7
 Oct. 9 at Cardinals 3, New York 7

1930 - Cardinals 2, Philadelphia 4

Oct. 1 Cardinals 2, at Philadelphia 5
 Oct. 2 Cardinals 1, at Philadelphia 6
 Oct. 4 at Cardinals 5, Philadelphia 0
 Oct. 5 at Cardinals 3, Philadelphia 1
 Oct. 6 at Cardinals 0, Philadelphia 2
 Oct. 8 Cardinals 1, at Philadelphia 7

1931 - Cardinals 4, Philadelphia 3

Oct. 1 at Cardinals 2, Philadelphia 6
 Oct. 2 at Cardinals 2, Philadelphia 0
 Oct. 4 Cardinals at Philadelphia, rain
 Oct. 5 Cardinals 5, at Philadelphia 2
 Oct. 6 Cardinals 0, at Philadelphia 3
 Oct. 7 Cardinals 5, at Philadelphia 1
 Oct. 9 at Cardinals 1, Philadelphia 8
 Oct. 10 at Cardinals 4, Philadelphia 2

1934 - Cardinals 4, Detroit 3

Oct. 3 Cardinals 8, at Detroit 3
 Oct. 4 Cardinals 2, at Detroit 3 (12)
 Oct. 5 at Cardinals 4, Detroit 1
 Oct. 6 at Cardinals 4, Detroit 10
 Oct. 7 at Cardinals 1, Detroit 3
 Oct. 8 Cardinals 4, at Detroit 3
 Oct. 9 Cardinals 11, at Detroit 0

1942 - Cardinals 4, New York 1

Sept. 30 at Cardinals 4, New York 7
 Oct. 1 at Cardinals 4, New York 3
 Oct. 2 Cardinals 2, at New York 0
 Oct. 4 Cardinals 9, at New York 6
 Oct. 5 Cardinals 4, at New York 2

1943 - Cardinals 1, New York 4

Oct. 5 Cardinals 2, at New York 4
 Oct. 6 Cardinals 4, at New York 3
 Oct. 7 Cardinals 2, at New York 6
 Oct. 10 at Cardinals 1, New York 2
 Oct. 11 at Cardinals 0, New York 2

1944 - Cardinals 4, Browns 2

Oct. 4 at Cardinals 1, Browns 2
 Oct. 5 at Cardinals 3, Browns 2 (11)
 Oct. 6 Cardinals 2, at Browns 6
 Oct. 7 Cardinals 5, at Browns 0
 Oct. 8 Cardinals 2, at Browns 0
 Oct. 9 at Cardinals 3, Browns 1

1946 - Cardinals 4, Boston 3

Oct. 6 at Cardinals 2, Boston 3 (10)
 Oct. 7 at Cardinals 3, Boston 0
 Oct. 9 Cardinals 0, at Boston 4
 Oct. 10 Cardinals 12, at Boston 3
 Oct. 11 Cardinals 3, at Boston 6
 Oct. 13 at Cardinals 4, Boston 1
 Oct. 15 at Cardinals 4, Boston 3

1964 - Cardinals 4, New York 3

Oct. 7 at Cardinals 9, New York 5
 Oct. 8 at Cardinals 3, New York 8
 Oct. 10 Cardinals 1, at New York 2
 Oct. 11 Cardinals 4, at New York 3
 Oct. 12 Cardinals 5, at New York 2 (10)
 Oct. 14 at Cardinals 3, New York 8
 Oct. 15 at Cardinals 7, New York 5

1967 - Cardinals 4, Boston 3

Oct. 4 Cardinals 2, at Boston 1
 Oct. 5 Cardinals 0, at Boston 5
 Oct. 7 at Cardinals 5, Boston 2
 Oct. 8 at Cardinals 6, Boston 0
 Oct. 9 at Cardinals 1, Boston 3
 Oct. 11 Cardinals 4, at Boston 8
 Oct. 12 Cardinals 7, at Boston 2

1968 - Cardinals 3, Detroit 4

Oct. 2 at Cardinals 4, Detroit 0
 Oct. 3 at Cardinals 1, Detroit 8
 Oct. 5 Cardinals 7, at Detroit 3
 Oct. 6 Cardinals 10, at Detroit 1
 Oct. 7 Cardinals 3, at Detroit 5
 Oct. 9 at Cardinals 1, Detroit 13
 Oct. 10 at Cardinals 1, Detroit 4

1982 - Cardinals 4, Milwaukee 3

Oct. 12 at Cardinals 0, Milwaukee 10
 Oct. 13 at Cardinals 5, Milwaukee 4
 Oct. 15 Cardinals 6, at Milwaukee 2
 Oct. 16 Cardinals 5, at Milwaukee 7
 Oct. 17 Cardinals 4, at Milwaukee 6
 Oct. 19 at Cardinals 13, Milwaukee 1
 Oct. 20 at Cardinals 6, Milwaukee 3

1985 - Cardinals 3, Kansas City 4

Oct. 19 Cardinals 3, at Kansas City 1
 Oct. 20 Cardinals 4, at Kansas City 2
 Oct. 22 at Cardinals 1, Kansas City 6
 Oct. 23 at Cardinals 3, Kansas City 0
 Oct. 24 at Cardinals 1, Kansas City 6
 Oct. 26 Cardinals 1, at Kansas City 2
 Oct. 27 Cardinals 0, at Kansas City 11

1987 - Cardinals 3, Minnesota 4

Oct. 17 Cardinals 1, at Minnesota 10
 Oct. 18 Cardinals 4, at Minnesota 8
 Oct. 20 at Cardinals 3, Minnesota 1
 Oct. 21 at Cardinals 7, Minnesota 2
 Oct. 22 at Cardinals 4, Minnesota 2
 Oct. 24 Cardinals 5, at Minnesota 11
 Oct. 25 Cardinals 2, at Minnesota 4

2004 - Cardinals 0, Boston 4

Oct. 23 Cardinals 9, at Boston 11
 Oct. 24 Cardinals 2, at Boston 6
 Oct. 26 at Cardinals 1, Boston 4
 Oct. 27 at Cardinals 0, Boston 3

2006 - Cardinals 4, Detroit 1

Oct. 21 Cardinals 7, at Detroit 2
 Oct. 22 Cardinals 1, at Detroit 3
 Oct. 24 at Cardinals 5, Detroit 0
 Oct. 25 Detroit at Cardinals, rain
 Oct. 26 at Cardinals 5, Detroit 4
 Oct. 27 at Cardinals 4, Detroit 2

2011 - Cardinals 4, Texas 3

Oct. 19 at Cardinals 3, Texas 2
 Oct. 20 at Cardinals 1, Texas 2
 Oct. 22 Cardinals 16, at Texas 7
 Oct. 23 Cardinals 0, at Texas 4
 Oct. 24 Cardinals 2, at Texas 4
 Oct. 26 Texas at Cardinals, rain
 Oct. 27 at Cardinals 10, Texas 9 (11)
 Oct. 28 at Cardinals 6, Texas 2

2013 - Cardinals 2, Boston 4

Oct. 23 Cardinals 1, at Boston 8
 Oct. 24 Cardinals 4, at Boston 2
 Oct. 26 at Cardinals 5, Boston 4
 Oct. 27 at Cardinals 2, Boston 4
 Oct. 28 at Cardinals 1, Boston 3
 Oct. 30 Cardinals 1, at Boston 6



CARDINALS WORLD SERIES BATTING ALL-TIME TOP 5

BATTING AVERAGE

1. Pepper Martin..... .418
 2. Lou Brock391
 3. Julian Javier346
 4. Yadier Molina328
 5. Tim McCarver..... .311
- (two series, 50 plate appearances)*

GAMES

1. Jim Bottomley24
- Frankie Frisch.....24
3. Chick Hafey23
- Whitey Kurowski.....23
- Marty Marion23
- Stan Musial.....23

AT-BATS

1. Frankie Frisch.....95
2. Jim Bottomley90
3. Chick Hafey88
4. Lou Brock87
5. Stan Musial.....86
- Curt Flood.....86

RUNS

1. Lou Brock16
2. Pepper Martin.....14
3. Whitey Kurowski.....12
- Albert Pujols12
- Mike Shannon12

HITS

1. Lou Brock34
2. Pepper Martin23
- Tim McCarver23
- Willie McGee23
5. Yadier Molina22
- Stan Musial.....22

TOTAL BASES

1. Lou Brock57
2. Tim McCarver37
3. Willie McGee36
4. Pepper Martin35
5. Stan Musial.....34

DOUBLES

1. Lou Brock7
- Chick Hafey7
- Pepper Martin7
- Stan Musial.....7
- Marty Marion7

TRIPLES

1. Tim McCarver3
2. Lou Brock2
3. 22 players with.....1

HOME RUNS

1. Lou Brock4
- Albert Pujols4
3. Allen Craig3
- Willie McGee3
- Mike Shannon3

RUNS BATTED IN

1. Lou Brock13
2. Yadier Molina12
3. Marty Marion11
- Tim McCarver.....11
- Willie McGee11

STOLEN BASES

1. Lou Brock14
2. Pepper Martin.....7
3. Vince Coleman6
4. Frankie Frisch.....4
- Ozzie Smith4

BASES ON BALLS

1. Stan Musial.....12
- Albert Pujols12
3. Tim McCarver.....10
- Ray Sanders.....9
- Ozzie Smith9

CARDINALS WORLD SERIES PITCHING ALL-TIME TOP 5

GAMES

1. Bob Gibson.....9
2. Ken Dayley8
3. Seven players with7

INNINGS PITCHED

1. Bob Gibson..... 81.0
2. Mort Cooper 45.0
3. Bill Hallahan..... 39.2
4. Burleigh Grimes..... 34.2
5. Harry Brecheen 32.2

EARNED-RUN AVERAGE

1. Harry Brecheen 0.83
 2. Bill Hallahan..... 1.36
 3. Jesse Haines..... 1.67
 4. Max Lanier..... 1.71
 5. Dizzy Dean 1.73
- (25 innings pitched)*

SHUTOUTS

1. Bob Gibson.....2
- Bill Hallahan.....2
3. Six players with.....1

FEWEST HITS PER NINE INNINGS

1. Burleigh Grimes..... 4.93
 2. Bob Gibson..... 6.11
 3. Bill Hallahan..... 6.58
 4. Chris Carpenter 6.67
 5. Jesse Haines..... 6.68
- (two series, 25 innings pitched)*

WINS

1. Bob Gibson.....7
2. Harry Brecheen4
3. Chris Carpenter3
- Bill Hallahan.....3
- Jesse Haines.....3
- John Tudor3

COMPLETE GAMES

1. Bob Gibson.....8
2. Harry Brecheen3
- Bill Hallahan.....3
- Burleigh Grimes.....3
5. Six pitchers with.....2

STRIKEOUTS

1. Bob Gibson.....92
2. Mort Cooper35
3. Bill Hallahan.....27
4. Max Lanier.....25
5. Burleigh Grimes.....24

FEWEST WALKS PER NINE INNINGS

1. Chris Carpenter..... 1.67
 2. Dizzy Dean 1.73
 3. Bob Gibson..... 1.89
 4. Mort Cooper 2.40
 5. Grover Alexander 2.84
- (25 innings pitched)*

SAVES

1. Todd Worrell.....3
2. Bruce Sutter.....2
3. 12 pitchers with.....1



CARDINALS NLCS GAME RESULTS

1982 - Cardinals 3, Atlanta 0

Oct. 6.....	Atlanta at Cardinals, rain
Oct. 7.....	at Cardinals 7, Atlanta 0
Oct. 8.....	Atlanta at Cardinals, rain
Oct. 9.....	at Cardinals 4, Atlanta 3
Oct. 10.....	Cardinals 6, at Atlanta 2

1985 - Cardinals 4, Los Angeles 2

Oct. 9.....	at Cardinals 5, San Francisco 4
Oct. 10.....	Cardinals 2, at Los Angeles 8
Oct. 12.....	at Cardinals 4, Los Angeles 2
Oct. 13.....	at Cardinals 12, Los Angeles 2
Oct. 14.....	at Cardinals 3, Los Angeles 2
Oct. 16.....	Cardinals 7, at Los Angeles 5

1987 - Cardinals 4, San Francisco 3

Oct. 6.....	at Cardinals 5, San Francisco 3
Oct. 7.....	at Cardinals 0, San Francisco 5
Oct. 9.....	Cardinals 6, at San Francisco 5
Oct. 10.....	Cardinals 2, at San Francisco 4
Oct. 11.....	Cardinals 3, at San Francisco 6
Oct. 13.....	at Cardinals 1, San Francisco 0
Oct. 14.....	at Cardinals 6, San Francisco 0

1996 - Cardinals 3, Atlanta 4

Oct. 9.....	Cardinals 2, at Atlanta 4
Oct. 10.....	Cardinals 8, at Atlanta 3
Oct. 12.....	at Cardinals 3, Atlanta 2
Oct. 13.....	at Cardinals 4, Atlanta 3
Oct. 14.....	at Cardinals 0, Atlanta 14
Oct. 16.....	Cardinals 1, at Atlanta 3
Oct. 17.....	Cardinals 0, at Atlanta 15

2000 - Cardinals 1, New York 4

Oct. 11.....	at Cardinals 2, New York 6
Oct. 12.....	at Cardinals 5, New York 6
Oct. 14.....	Cardinals 8, at New York 2
Oct. 15.....	Cardinals 6, at New York 10
Oct. 16.....	Cardinals 0, at New York 7

2002 - Cardinals 1, San Francisco 4

Oct. 9.....	at Cardinals 6, San Francisco 9
Oct. 10.....	at Cardinals 1, San Francisco 4
Oct. 12.....	Cardinals 5, at San Francisco 4
Oct. 13.....	Cardinals 3, at San Francisco 4
Oct. 14.....	Cardinals 1, at San Francisco 2

2004 - Cardinals 4, Houston 3

Oct. 13.....	at Cardinals 10, Houston 7
Oct. 14.....	at Cardinals 6, Houston 4
Oct. 16.....	Cardinals 2, at Houston 5
Oct. 17.....	Cardinals 5, at Houston 6
Oct. 18.....	Cardinals 0, at Houston 3
Oct. 20.....	(12 inn.) at Cardinals 6, Houston 4
Oct. 21.....	at Cardinals 5, Houston 2

2005 - Cardinals 2, Houston 4

Oct. 12.....	at Cardinals 5, Houston 3
Oct. 13.....	at Cardinals 1, Houston 4
Oct. 15.....	Cardinals 3, at Houston 4
Oct. 16.....	Cardinals 1, at Houston 2
Oct. 17.....	Cardinals 5, at Houston 4
Oct. 19.....	at Cardinals 1, Houston 5

2006 - Cardinals 4, New York 3

Oct. 11.....	Cardinals at New York, rain
Oct. 12.....	Cardinals 0, at New York 2
Oct. 13.....	Cardinals 9, at New York 6
Oct. 14.....	at Cardinals 5, New York 0
Oct. 15.....	at Cardinals 5, New York 12
Oct. 16.....	New York at Cardinals, rain
Oct. 17.....	at Cardinals 4, New York 2
Oct. 18.....	Cardinals 2, at New York 4
Oct. 19.....	Cardinals 3, at New York 1

2011 - Cardinals 4, Milwaukee 2

Oct. 9.....	Cardinals 6, at Milwaukee 9
Oct. 10.....	Cardinals 12, at Milwaukee 3
Oct. 12.....	at Cardinals 4, Milwaukee 3
Oct. 13.....	at Cardinals 2, Milwaukee 4
Oct. 14.....	at Cardinals 7, Milwaukee 1
Oct. 16.....	Cardinals 12, at Milwaukee 6

2012 - Cardinals 3, San Francisco 4

Oct. 14.....	Cardinals 6, at San Francisco 4
Oct. 15.....	Cardinals 1, at San Francisco 7
Oct. 17.....	at Cardinals 3, San Francisco 1
Oct. 18.....	at Cardinals 8, San Francisco 3
Oct. 19.....	at Cardinals 0, San Francisco 5
Oct. 21.....	Cardinals 1, at San Francisco 6
Oct. 22.....	Cardinals 0, at San Francisco 9

2013 - Cardinals 4, Los Angeles 2

Oct. 11.....	(13 inn.) at Cardinals 3, Los Angeles 2
Oct. 12.....	at Cardinals 1, Los Angeles 0
Oct. 14.....	Cardinals 0, at Los Angeles 3
Oct. 15.....	Cardinals 4, at Los Angeles 2
Oct. 16.....	Cardinals 4, at Los Angeles 6
Oct. 18.....	at Cardinals 9, Los Angeles 0

2014 - Cardinals 1, San Francisco 4

Oct. 11.....	at Cardinals 0, San Francisco 3
Oct. 12.....	at Cardinals 5, San Francisco 4
Oct. 14.....	(10 inn.) Cardinals 4, at San Francisco 5
Oct. 15.....	Cardinals 4, at San Francisco 6
Oct. 16.....	Cardinals 3, at San Francisco 6

2019 - Cardinals 0, Washington 4

Oct. 11.....	at Cardinals 0, Washington 2
Oct. 12.....	at Cardinals 1, Washington 3
Oct. 14.....	Cardinals 1, at Washington 8
Oct. 15.....	Cardinals 4, at Washington 7



As a 22-year old rookie, Michael Wacha was named the 2013 National League Championship Series Most Valuable Player. Wacha hurled 13.2 scoreless innings vs. the Los Angeles Dodgers, earning wins in Game 2 & 6.



CARDINALS NLCS BATTING ALL-TIME TOP 5

BATTING AVERAGE

1.	Albert Pujols383
2.	Yadier Molina312
3.	David Freese304
4.	Ozzie Smith303
5.	Willie McGee300

(two series, 50 plate appearances)

GAMES

1.	Yadier Molina	39
2.	Albert Pujols	31
3.	Jim Edmonds	30
4.	Jon Jay	24
5.	Matt Holliday	23

AT-BATS

1.	Yadier Molina	141
2.	Albert Pujols	115
3.	Jim Edmonds	107
4.	Matt Holliday	95
5.	Jon Jay	90

RUNS

1.	Albert Pujols	25
2.	Jim Edmonds	12
	Jon Jay	12
	Willie McGee	12
	Yadier Molina	12

HITS

1.	Yadier Molina	44
	Albert Pujols	44
3.	Jim Edmonds	29
4.	Matt Holliday	25
	Jon Jay	25

TOTAL BASES

1.	Albert Pujols	82
2.	Yadier Molina	61
3.	Jim Edmonds	53
4.	David Freese	39
5.	Matt Holliday	36

DOUBLES

1.	Yadier Molina	8
	Albert Pujols	8
3.	Jim Edmonds	6
	David Freese	6
5.	Carlos Beltrán	5
	Tommy Herr	5
	Matt Holliday	5

TRIPLES

1.	Willie McGee	3
2.	Ozzie Smith	2
	Scott Spiezio	2
4.	10 players with	1

HOME RUNS

1.	Albert Pujols	10
2.	Jim Edmonds	6
3.	David Freese	4
4.	Yadier Molina	3
	Scott Rolen	3

RUNS BATTED IN

1.	Albert Pujols	27
2.	Jim Edmonds	20
3.	Yadier Molina	12
3.	David Freese	11
5.	Matt Holliday	10
	Willie McGee	10

STOLEN BASES

1.	David Eckstein	4
2.	Edgar Renteria	3
	Kolten Wong	3
4.	Carlos Beltrán	2
	Vince Coleman	2
	Tom Herr	2
	Willie McGee	2
	Ozzie Smith	2
	Tony Womack	2

BASES ON BALLS

1.	Albert Pujols	18
2.	Jim Edmonds	15
3.	Darrell Porter	10
4.	Ozzie Smith	9
5.	Matt Carpenter	8
	Yadier Molina	8

CARDINALS NLCS PITCHING ALL-TIME TOP 5

GAMES

1.	Jason Isringhausen	11
2.	Lance Lynn	10
3.	Trevor Rosenthal	9
	Adam Wainwright	9
4.	Randy Choate	8
	Ken Dayley	8
	Carlos Martínez	8
	Marc Rzepczynski	8
	Fernando Salas	8
	Julian Tavarez	8

INNINGS PITCHED

1.	Chris Carpenter	39.0
2.	Adam Wainwright	37.2
3.	Matt Morris	32.0
	Jeff Suppan	32.0
5.	Andy Benes	28.2

SHUTOUTS

1.	Danny Cox	1
	Bob Forsch	1

COMPLETE GAMES

1.	Danny Cox	2
2.	Bob Forsch	1

WINS

1.	Lance Lynn	3
2.	Chris Carpenter	2
	Danny Cox	2
	Bob Forsch	2
	Jeff Suppan	2
	Julian Tavarez	2
	John Tudor	2
	Michael Wacha	2

EARNED-RUN AVERAGE

1.	Jeff Suppan	1.69
2.	John Tudor	2.25
3.	Adam Wainwright	2.39
4.	Lance Lynn	2.81
5.	Andy Benes	4.08

(two series, 25 innings pitched)

FEWEST HITS PER NINE INNINGS

1.	Jeff Suppan	4.50
2.	Adam Wainwright	7.41
3.	John Tudor	8.36
4.	Andy Benes	8.48
5.	Lance Lynn	8.77

(two series, 25 innings pitched)

STRIKEOUTS

1.	Adam Wainwright	34
2.	Chris Carpenter	24
3.	Jeff Suppan	20
	John Tudor	20
5.	Andy Benes	19
	Lance Lynn	19

FEWEST WALKS PER NINE INNINGS

1.	Adam Wainwright	1.67
2.	John Tudor	2.57
3.	Andy Benes	3.14
4.	Chris Carpenter	3.46
5.	Jeff Suppan	3.66

(two series, 25 innings pitched)

SAVES

1.	Jason Isringhausen	5
2.	Ken Dayley	4
	Jason Motte	4
4.	Trevor Rosenthal	2
	Adam Wainwright	2



CARDINALS DIVISION SERIES GAME RESULTS

1996 - Cardinals 3, San Diego 0

Oct. 1 at Cardinals 3, San Diego 1
 Oct. 3 at Cardinals 5, San Diego 4
 Oct. 5 Cardinals 7, at San Diego 5

2000 - Cardinals 3, Atlanta 0

Oct. 3 at Cardinals 7, Atlanta 5
 Oct. 5 at Cardinals 10, Atlanta 4
 Oct. 7 Cardinals 7, at Atlanta 1

2001 - Cardinals 2, Arizona 3

Oct. 9 Cardinals 0, at Arizona 1
 Oct. 10 Cardinals 4, at Arizona 1
 Oct. 12 at Cardinals 3, Arizona 5
 Oct. 13 at Cardinals 4, Arizona 1
 Oct. 14 Cardinals 1, at Arizona 2

2002 - Cardinals 3, Arizona 0

Oct. 1 Cardinals 12, at Arizona 2
 Oct. 3 Cardinals 2, at Arizona 1
 Oct. 5 at Cardinals 6, Arizona 3

2004 - Cardinals 3, Los Angeles 1

Oct. 5 at Cardinals 8, Los Angeles 3
 Oct. 7 at Cardinals 8, Los Angeles 3
 Oct. 9 Cardinals 0, at Los Angeles 4
 Oct. 10 Cardinals 6, at Los Angeles 2

2005 - Cardinals 3, San Diego 0

Oct. 4 at Cardinals 8, San Diego 5
 Oct. 6 at Cardinals 6, San Diego 2
 Oct. 8 Cardinals 7, at San Diego 4

2006 - Cardinals 3, San Diego 1

Oct. 3 Cardinals 5, at San Diego 1
 Oct. 5 Cardinals 2, at San Diego 0
 Oct. 7 at Cardinals 1, San Diego 3
 Oct. 9 at Cardinals 6, San Diego 2

2009 - Cardinals 0, Los Angeles 3

Oct. 7 Cardinals 3, at Los Angeles 5
 Oct. 8 Cardinals 2, at Los Angeles 3
 Oct. 10 at Cardinals 1, Los Angeles 5

2011 - Cardinals 3, Philadelphia 2

Oct. 1 Cardinals 6, at Philadelphia 11
 Oct. 2 Cardinals 5, at Philadelphia 4
 Oct. 4 at Cardinals 2, Philadelphia 3
 Oct. 5 at Cardinals 5, Philadelphia 3
 Oct. 7 Cardinals 1, at Philadelphia 0

2012 - Cardinals 3, Washington 2

Oct. 7 at Cardinals 2, Washington 3
 Oct. 8 at Cardinals 12, Washington 4
 Oct. 10 Cardinals 8, at Washington 0
 Oct. 11 Cardinals 1, at Washington 2
 Oct. 12 Cardinals 9, at Washington 7

2013 - Cardinals 3, Pittsburgh 2

Oct. 3 at Cardinals 9, Pittsburgh 1
 Oct. 4 at Cardinals 1, Pittsburgh 7
 Oct. 6 Cardinals 3, at Pittsburgh 5
 Oct. 7 Cardinals 2, at Pittsburgh 1
 Oct. 9 at Cardinals 6, Pittsburgh 1

2014 - Cardinals 3, Los Angeles 1

Oct. 3 Cardinals 10, at Los Angeles 9
 Oct. 4 Cardinals 2, at Los Angeles 3
 Oct. 6 at Cardinals 3, Los Angeles 1
 Oct. 7 at Cardinals 3, Los Angeles 2

2015 - Cardinals 1, Chicago 3

Oct. 9 at Cardinals 4, Chicago 0
 Oct. 10 at Cardinals 3, Chicago 6
 Oct. 12 Cardinals 6, at Chicago 8
 Oct. 13 Cardinals 4, at Chicago 6

2019 - Cardinals 3, Atlanta 2

Oct. 3 Cardinals 7, at Atlanta 6
 Oct. 4 Cardinals 0, at Atlanta 3
 Oct. 6 at Cardinals 1, Atlanta 3
 Oct. 7 (10 inn.) at Cardinals 5, Atlanta 4
 Oct. 9 Cardinals 13, at Atlanta 1



From 2011-14, the Cardinals won four straight Division Series. Chris Carpenter threw a 1-0 shutout in Game 5 over Philadelphia in 2011 (upper left). The Cardinals rallied from a 6-0 deficit to defeat Washington at Nationals Park in Game 5 of 2012 (upper right). Adam Wainwright threw a complete game over Pittsburgh in 2013 (lower left) Game 5. Matt Carpenter homered in three straight games in the 2014 NLDS including a bases clearing triple (shown) off Clayton Kershaw to rally the Cardinals from a 6-1 deficit to a 10-9 win at Dodger Stadium in Game 1 (lower right).



CARDINALS DIVISION SERIES BATTING LEADERS

BATTING AVERAGE

1.	Fernando Vina404
2.	Jim Edmonds333
3.	Albert Pujols309
4.	David Freese302
5.	Edgar Renteria280

(two series, 50 plate appearances)

GAMES

1.	Yadier Molina	37
2.	Albert Pujols	27
3.	Matt Holliday	25
4.	Matt Carpenter	22
	Jim Edmonds	22

AT-BATS

1.	Yadier Molina	136
2.	Albert Pujols	97
3.	Matt Holliday	93
4.	Jim Edmonds	81
5.	Matt Carpenter	61

RUNS

1.	Jim Edmonds	17
	Albert Pujols	17
3.	Matt Holliday	14
	Edgar Renteria	14
5.	Jon Jay	10
	Yadier Molina	10

HITS

1.	Albert Pujols	30
2.	Yadier Molina	29
3.	Jim Edmonds	27
4.	Matt Holliday	20
5.	Fernando Vina	19

TOTAL BASES

1.	Jim Edmonds	55
2.	Albert Pujols	50
3.	Yadier Molina	36
4.	Matt Holliday	31
5.	Carlos Beltran	28

DOUBLES

1.	Jim Edmonds	7
2.	Albert Pujols	6
3.	David Freese	5
	Kolten Wong	5
4.	Carlos Beltrán	4
	Paul Goldschmidt	4
	Yadier Molina	4

TRIPLES

1.	Rafael Furcal	2
2.	Allen Craig	1
	Tommy Edman	1
	Juan Encarnacion	1
	Jon Jay	1
	John Mabry	1
	Albert Pujols	1
	Tony Womack	1

HOME RUNS

1.	Jim Edmonds	7
2.	Carlos Beltrán	4
	Matt Carpenter	4
	Albert Pujols	4
5.	Matt Holliday	3
	Stephen Piscotty	3

RUNS BATTED IN

1.	Jim Edmonds	17
	Albert Pujols	17
3.	Matt Carpenter	11
	Matt Holliday	11
	Reggie Sanders	11

STOLEN BASES

1.	Edgar Renteria	5
2.	Jon Jay	3
3.	J.D. Drew	2
	Ron Gant	2
	Julio Lugo	2
	Placido Polanco	2

BASES ON BALLS

1.	Albert Pujols	18
2.	Jim Edmonds	11
3.	Jon Jay	10
	Yadier Molina	10
	Edgar Renteria	10

CARDINALS DIVISION SERIES PITCHING LEADERS

GAMES

1.	Adam Wainwright	13
2.	Trevor Rosenthal	10
3.	Steve Kline	8
4.	Mitchell Boggs	7
	Chris Carpenter	7
	Jason Isringhausen	7
	Carlos Martínez	7
	Matt Morris	7

INNINGS PITCHED

1.	Adam Wainwright	53.0
2.	Chris Carpenter	42.0
3.	Matt Morris	37.0
4.	John Lackey	17.1
5.	Lance Lynn	14.2

EARNED-RUN AVERAGE

1.	Trevor Rosenthal	0.87
2.	Woody Williams	2.08
3.	Matt Morris	2.19
4.	Chris Carpenter	2.36
5.	John Lackey	2.60

(minimum 10 innings pitched)

FEWEST HITS PER NINE INNINGS

1.	Darryl Kile	4.85
2.	Michael Wacha	5.40
3.	John Lackey	5.71
4.	Andy Benes	6.17
5.	Jeff Suppan	6.35

(two series, 10 innings pitched)

WINS

1.	Chris Carpenter	5
2.	Jeff Fassero	2
	Marco Gonzales	2
	John Lackey	2
	Matt Morris	2
	Adam Wainwright	2
	Woody Williams	2

STRIKEOUTS

1.	Adam Wainwright	62
2.	Chris Carpenter	25
3.	Matt Morris	24
4.	Lance Lynn	22
5.	John Lackey	18

FEWEST WALKS PER NINE INNINGS

1.	Adam Wainwright	1.36
2.	Woody Williams	1.38
3.	Kyle Lohse	1.46
4.	John Lackey	1.56
5.	Matt Morris	3.16

(two series, 10 innings pitched)

SAVES

1.	Trevor Rosenthal	4
2.	Dennis Eckersley	3
	Jason Isringhausen	3
5.	Steve Kline	2
	Jason Motte	2

SHUTOUTS

1.	Chris Carpenter	1
----	-----------------------	---

COMPLETE GAMES

1.	Chris Carpenter	1
	Adam Wainwright	1



CARDINALS WILD CARD SERIES RESULTS

2012 - Cardinals 1, Atlanta 0

October 5 Cardinals 6, at Atlanta 3

2020 - Cardinals 1, San Diego 2

September 30 Cardinals 7, at San Diego 4

October 1 Cardinals 9, at San Diego 11

October 2 Cardinals 0, at San Diego 4

2021 - Cardinals 0, Los Angeles 1

October 6 Cardinals 1, at Los Angeles 3

2022 - Cardinals 0, Philadelphia 2

October 7 Cardinals 3, Philadelphia 6

October 8 Cardinals 0, Philadelphia 2

CARDINALS WILD CARD SERIES BATTING LEADERS

GAMES

1. Yadier Molina7
2. Dylan Carlson6
- Tommy Edman6
- Paul Goldschmidt.....6
5. Paul DeJong5

AT-BATS

1. Yadier Molina29
2. Tommy Edman25
3. Paul Goldschmidt.....23
4. Dylan Carlson15
5. Dexter Fowler.....14
- Kolten Wong14

RUNS

1. Matt Carpenter3
- Tommy Edman3
- Dylan Carlson3
4. Paul DeJong2
- Paul Goldschmidt.....2
- Yadier Molina2
- Matt Holliday2

STOLEN BASES

1. Tommy Edman2
2. Dylan Carlson1
- Tyler O'Neill.....1

HITS

1. Tommy Edman7
- Yadier Molina7
2. Dylan Carlson4
- Dexter Fowler.....4
- Paul Goldschmidt.....4

TOTAL BASES

1. Paul Goldschmidt.....11
2. Yadier Molina9
3. Kolten Wong7
- Tommy Edman7
5. Dylan Carlson5
- Dexter Fowler.....5
- Matt Holliday, Juan Yezpez.....5

DOUBLES

1. Yadier Molina2
2. 8 Players tied1

TRIPLES

----- None -----

HOME RUNS

1. Paul Goldschmidt.....2
2. Matt Holliday1
- Kolten Wong1
- Juan Yezpez1

RUNS BATTED IN

1. Kolten Wong4
2. Matt Carpenter3
- Paul Goldschmidt.....3
- Yadier Molina3
5. Harrison Bader2
- Dexter Fowler.....2
- Juan Yezpez2

BASES ON BALLS

1. Dylan Carlson6
2. Matt Carpenter3
- Paul DeJong3
- Paul Goldschmidt.....3
5. Lars Nootbaar2

CARDINALS WILD CARD SERIES PITCHING LEADERS

GAMES

1. Giovanny Gallegos5
2. Ryan Helsley3
- Alex Reyes3
4. Génesis Cabrera.....2
- Adam Wainwright.....2

INNINGS PITCHED

1. Adam Wainwright.....8.2
2. Jack Flaherty6.0
3. Kyle Lohse5.2
4. Kwang Hyun Kim3.2
5. Alex Reyes3.1

STARTS

1. Adam Wainwright2
2. Kyle Lohse1
- Kwang Hyun Kim1
- Jack Flaherty.....1
- Miles Mikolas1
- Jose Quintana1

WINS

1. Kyle Lohse1
- Giovanny Gallegos1

SAVES

1. Jason Motte1
- Alex Reyes1

STRIKEOUTS

1. Jack Flaherty8
- Adam Wainwright.....8
3. Kyle Lohse6
- Giovanny Gallegos6
5. Ryan Helsley4

COMPLETE GAMES

----- None -----

SHUTOUTS

----- None -----



CARDINALS POSTSEASON BATTING LEADERS

BATTING AVERAGE

1.	Pepper Martin418
2.	Lou Brock391
3.	Julian Javier346
4.	Fernando Vina333
5.	Albert Pujols327

(two series, 50 plate appearances)

GAMES

1.	Yadier Molina	104
2.	Albert Pujols	76
3.	Jim Edmonds	61
	Matt Holliday	61
5.	Jon Jay	58

AT-BATS

1.	Yadier Molina	373
2.	Albert Pujols	275
3.	Matt Holliday	234
	Jim Edmonds	220
5.	Jon Jay	190

RUNS

1.	Albert Pujols	54
2.	Matt Holliday	36
3.	Jim Edmonds	32
4.	Yadier Molina	29
5.	Jon Jay	24
	Matt Carpenter	24

HITS

1.	Yadier Molina	102
2.	Albert Pujols	90
3.	Jim Edmonds	61
4.	Matt Holliday	56
5.	David Freese	48
	Willie McGee	48

TOTAL BASES

1.	Albert Pujols	164
2.	Yadier Molina	133
3.	Jim Edmonds	115
4.	Matt Holliday	91
5.	David Freese	86

DOUBLES

1.	Yadier Molina	19
2.	Albert Pujols	18
3.	Jim Edmonds	15
	David Freese	15
5.	4 Players	9

TRIPLES

1.	Tim McCarver	3
	Willie McGee	3
2.	Lou Brock	2
	Juan Encarnacion	2
	Rafael Furcal	2
	Terry Pendleton	2
	Ozzie Smith	2
	Scott Spiezio	2

HOME RUNS

1.	Albert Pujols	18
2.	Jim Edmonds	13
3.	Matt Holliday	8
4.	David Freese	7
5.	Matt Carpenter	6
	Larry Walker	6

RUNS BATTED IN

1.	Albert Pujols	52
2.	Jim Edmonds	41
3.	Yadier Molina	36
4.	David Freese	29
5.	Matt Holliday	27

STOLEN BASES

1.	Lou Brock	14
2.	Vince Coleman	8
	Edgar Renteria	8
4.	Pepper Martin	7
	Ozzie Smith	6

BASES ON BALLS

1.	Albert Pujols	48
2.	Jim Edmonds	30
3.	Yadier Molina	27
4.	Ozzie Smith	20
5.	Jon Jay	19

CARDINALS POSTSEASON PITCHING LEADERS

GAMES

1.	Adam Wainwright	29
2.	Lance Lynn	24
3.	Trevor Rosenthal	23
4.	Carlos Martinez	20
5.	Jason Isringhausen	19
	Jason Motte	19

SHUTOUTS

1.	Bob Gibson	2
	Wild Bill Hallahan	2
3.	Nine tied with	1

INNINGS PITCHED

1.	Adam Wainwright	114.1
2.	Chris Carpenter	108.0
3.	Bob Gibson	81.0
4.	Matt Morris	73.1
5.	John Tudor	57.0

EARNED RUN AVERAGE

1.	Ken Dayley	0.44
2.	Trevor Rosenthal	0.69
3.	Harry Brecheen	0.83
4.	Wild Bill Hallahan	1.36
5.	Jesse Haines	1.67

(minimum 20 innings pitched)

FEWEST HITS PER NINE INNINGS

1.	Ken Dayley	2.61
2.	Burleigh Grimes	4.93
3.	Jason Motte	4.98
4.	Trevor Rosenthal	5.19
5.	Jason Isringhausen	5.96

(minimum 20 innings pitched)

WINS

1.	Chris Carpenter	10
2.	Bob Gibson	7
3.	Lance Lynn	5
	John Tudor	5
5.	Harry Brecheen	4
	Michael Wacha	4
	Adam Wainwright	4

COMPLETE GAMES

1.	Bob Gibson	8
2.	Harry Brecheen	3
	Burleigh Grimes	3
	Wild Bill Hallahan	3
5.	Seven tied with	2

STRIKEOUTS

1.	Adam Wainwright	123
2.	Bob Gibson	92
3.	Chris Carpenter	68
4.	Lance Lynn	50
5.	Matt Morris	44

FEWEST WALKS PER NINE INNINGS

1.	Jason Motte	0.83
2.	John Lackey	1.54
3.	Adam Wainwright	1.73
4.	Dizzy Dean	1.73
5.	Bob Gibson	1.89

(minimum 20 innings pitched)

SAVES

1.	Jason Isringhausen	8
	Jason Motte	8
3.	Trevor Rosenthal	7
4.	Ken Dayley	5
5.	Dennis Eckersley	4
	Adam Wainwright	4
	Todd Worrell	4



RETIRED UNIFORM NUMBERS

In the 133-year history of the St. Louis Cardinals, 15 individuals have enjoyed such distinguished careers on the field, in the dugout, or from the owner's box or broadcast booth that their uniform numbers have been retired by the organization. Only the New York Yankees (22 numbers/23 individuals) have recognized more individuals among Major League Baseball franchises. The honored Redbirds' uniform numbers appear in two areas at Busch Stadium – on the left-field wall and below the main scoreboard in right-center field.

Uniform No. 42 was retired by Major League Baseball in 1997 to commemorate the 50th anniversary of Jackie Robinson breaking the color barrier. Robinson played for the Brooklyn Dodgers from 1947 to 1956. He was the National League Rookie of the Year in 1947, the Most Valuable Player in 1949 and a five-time All-Star. Robinson was inducted into the National Baseball Hall of Fame in 1962. The Cardinals subsequently retired No. 42 for Hall of Fame relief pitcher Bruce Sutter in 2006.

The most-recent Redbird so honored was Hall of Fame catcher Ted Simmons, whose No. 23 was retired during a pregame ceremony at Busch Stadium on July 31, 2021. He also was awarded the 12th statue outside of Busch Stadium – the first unveiled outside Busch Stadium III.

ST. LOUIS CARDINALS RETIRED NUMBERS


1 • Ozzie Smith, 1996	2 • Red Schoendienst, 1996	6 • Stan Musial, 1963
9 • Enos Slaughter, 1996	10 • Tony La Russa, 2012	14 • Ken Boyer, 1984
17 • Dizzy Dean, 1974	20 • Lou Brock, 1979	23 • Ted Simmons, 2021
24 • Whitey Herzog, 2010	42 • Jackie Robinson, 1997	42 • Bruce Sutter, 2006
45 • Bob Gibson, 1975	85 • August A. Busch, 1984	Rogers Hornsby, 1997
	Jack Buck, 2002	



Hall of Famers Bruce Sutter, Bob Gibson, Red Schoendienst, Stan Musial, Whitey Herzog, Lou Brock and Ozzie Smith (L-R) highlight pregame ceremonies before the home opener at Busch Stadium on April 13, 2012.



Retired Numbers

OZZIE SMITH
SHORTSTOP

1

FULL NAME: Osborne Earl Smith**HEIGHT:** 5-11 **WEIGHT:** 150 **BATTED:** Both **THREW:** Right**BORN:** December 26, 1954 at Mobile, Alabama**YEARS WITH CARDINALS:** 1982-96**NUMBER RETIRED:** 1996

Ozzie Smith is widely regarded as the finest fielding shortstop of all time. But, after being labeled as a good-field, no-hit performer early in his career, he developed into a bona fide offensive threat, as well.

The Cardinals acquired Smith from the San Diego Padres in exchange for shortstop Garry Templeton on Feb. 11, 1982. It proved to be one of the greatest trades in franchise history. Smith was a key element in St. Louis' success in the 1980s, and he became one of the city's most-popular citizens.

A lifetime .231 batter when he arrived in St. Louis, Smith promptly improved that figure to .248 for the 1982 season as the Cardinals won the World Series over the Milwaukee Brewers. In 1985, Smith batted at a .276 clip with a career-high six home runs and 54 RBI. He stunned the baseball world with a game-winning homer in the bottom of the ninth inning of Game 5 of the National League Championship Series against the Los Angeles Dodgers. The blast – on a 1-2 pitch from reliever Tom Niedenfuer – was Smith's first as a left-handed batter in 3,009 at-bats and prompted Cardinals' broadcaster Jack Buck to exclaim, "Go crazy, folks! Go crazy!" Smith put together his finest season at the plate in 1987, with career highs of a .303 average and 75 RBI, as the Cardinals captured their third N.L. pennant in six seasons. He finished as runner-up for the Most Valuable Player Award to Andre Dawson of the Chicago Cubs.

Throughout his offensive progression, Smith seemingly made every play defensively, both the routine and the spectacular. "The Wizard" won 13 consecutive Gold Glove Awards between 1980 and 1992, setting a major league record with an all-time low of eight errors in 1991. Smith's most eye-popping play came Aug. 5, 1986, against the Philadelphia Phillies at Busch Stadium. He took off on a short fly ball to left field hit by Von Hayes and, with his back to the plate, flew parallel to the ground and completely stretched out to make the catch. Among shortstops, Smith is baseball's career leader in assists (8,375) and ranks second in total chances (12,905) and double plays (1,590). He led the N.L. in fielding percentage seven times and had a career .978 mark. In 2007, Smith was named the shortstop on the All-Time Rawlings Gold Glove team, selected to honor the 50th anniversary of the Gold Glove Award.

Smith was selected to 15 All-Star Games and started 11 of them. At the time of his retirement following the 1996 season, he had received more votes in fan balloting for the Midsummer Classic than any other player in N.L. history (27,597,904). On the Cardinals' career lists, Smith ranks third in walks (876) and stolen bases (433); fourth in games played (1,990), at-bats (7,160) and sacrifice flies (54); tied for fourth in sacrifices (131); seventh in runs (991) and game-winning RBI (83); eighth in hits (1,944); ninth in multi-hit games (522); and tied for 10th in intentional walks (72).

Held in high esteem for his civic-mindedness, Smith received the Lou Gehrig Award (presented to the player who best exhibits the character and integrity of Lou Gehrig both on and off the field) in 1989, the Branch Rickey Award (in recognition of his exceptional community service) in 1994 and the Roberto Clemente Award (presented to the player who best exemplifies the game of baseball, sportsmanship, community involvement and the individual's contribution to his team) in 1995.

Smith was a first-ballot National Baseball Hall of Fame inductee in 2002, earning 92 percent of the votes from the Baseball Writers Association of America, and an inaugural member of the St. Louis Cardinals Hall of Fame in 2014. He was voted the shortstop on the All-Busch Stadium II team in 2005.

PROMINENT CARDINALS WHO WORE NO. 1

• Pepper Martin, 1934-38

• Whitey Kurowski, 1942-49

• Garry Templeton, 1977-81



Ozzie Smith

COMPLETE RECORD

Year Club	AVG	G	AB	R	H	2B	3B	HR	RBI	BB	SO	SB	SLG	OBP
1977 Walla Walla	.303	+68	*287	*69	87	10	2	1	35	40	12	*30	.362	---
1978 San Diego	.258	159	590	69	152	17	6	1	46	47	43	40	.312	.311
1979 San Diego	.211	156	587	77	124	18	6	0	27	37	37	28	.262	.260
1980 San Diego	.230	158	609	67	140	18	5	0	35	71	49	57	.276	.313
1981 San Diego	.222	+110	*450	53	100	11	2	0	21	41	37	22	.256	.294
1982 St. Louis	.248	140	488	58	121	24	1	2	43	68	32	25	.314	.339
1983 St. Louis	.243	159	552	69	134	30	6	3	50	64	36	34	.335	.321
1984 St. Louis	.257	124	412	53	106	20	5	1	44	56	17	35	.337	.347
1985 St. Louis	.276	158	537	70	148	22	3	6	54	65	27	31	.361	.355
1986 St. Louis	.280	153	514	67	144	19	4	0	54	79	27	31	.333	.376
1987 St. Louis	.303	158	600	104	182	40	4	0	75	89	36	43	.383	.392
1988 St. Louis	.270	153	575	80	155	27	1	3	51	74	43	57	.336	.350
1989 St. Louis	.273	155	593	82	162	30	8	2	50	55	37	29	.361	.335
1990 St. Louis	.254	143	512	61	130	21	1	1	50	61	33	32	.305	.330
1991 St. Louis	.285	150	550	96	157	30	3	3	50	83	36	35	.367	.380
1992 St. Louis	.295	132	518	73	153	20	2	0	31	59	34	43	.342	.367
1993 St. Louis	.288	141	545	75	157	22	6	1	53	43	18	21	.356	.337
1994 St. Louis	.262	98	381	51	100	18	3	3	30	38	26	6	.349	.327
1995 St. Louis	.199	44	156	16	31	5	1	0	11	17	12	4	.244	.282
1996 St. Louis	.282	82	227	36	64	10	2	2	18	25	9	7	.370	.358
ST. LOUIS TOTALS	.272	1990	7160	991	1944	338	50	27	664	876	423	433	.344	.350
MAJOR TOTALS	.262	2573	9396	1257	2460	402	69	28	793	1072	589	580	.328	.339

*Led League +Tied for League Lead

DIVISION SERIES RECORD

Year Club/Opp.	AVG	G	AB	R	H	2B	3B	HR	RBI	BB	SO	SB	SLG	OBP
1996 St.L. vs. S.D.	.333	2	3	1	1	0	0	0	0	2	0	0	.333	.600

LEAGUE CHAMPIONSHIP SERIES RECORD

Year Club/Opp.	AVG	G	AB	R	H	2B	3B	HR	RBI	BB	SO	SB	SLG	OBP
1982 St.L. vs. Atl.	.556	3	9	0	5	0	0	0	3	3	0	1	.556	.667
1985 St.L. vs. L.A.	.435	6	23	4	10	1	1	1	3	3	1	1	.696	.500
1987 St.L. vs. S.F.	.200	7	25	2	5	0	1	0	1	3	4	0	.280	.286
1996 St.L. vs. Atl.	.000	3	9	0	0	0	0	0	0	0	1	0	.000	.000
L.C.S. TOTALS	.303	19	66	6	20	1	2	1	7	9	6	2	.424	.387

WORLD SERIES RECORD


Year Club/Opp.	AVG	G	AB	R	H	2B	3B	HR	RBI	BB	SO	SB	SLG	OBP
1982 St.L. vs. Mil.	.208	7	24	3	5	0	0	0	1	3	0	1	.208	.296
1985 St.L. vs. K.C.	.087	7	23	1	2	0	0	0	0	4	0	1	.087	.222
1987 St.L. vs. Min.	.214	7	28	3	6	0	0	0	2	2	3	2	.214	.267
W.S. TOTALS	.173	21	75	7	13	0	0	0	3	9	3	4	.173	.262

ALL-STAR RECORD

Year Club	AVG	G	AB	R	H	2B	3B	HR	RBI	BB	SO	SB	SLG	OBP
1981 National	---	1	0	0	0	0	0	0	0	2	0	0	---	1.000
1982 National	.000	1	0	0	0	0	0	0	0	0	0	0	.000	.000
1983 National	.500	1	2	1	1	0	0	0	0	0	0	0	.500	.500
1984 National	.000	1	3	0	0	0	0	0	0	0	0	1	.000	.000
1985 National	.000	1	4	0	0	0	0	0	0	0	0	0	.000	.000
1986 National	---	1	0	0	0	0	0	0	0	0	0	0	---	---
1987 National	.000	1	2	0	0	0	0	0	0	0	0	0	.000	.000
1988 National	.000	1	2	0	0	0	0	0	0	0	1	0	.000	.000
1989 National	.250	1	4	0	1	0	0	0	0	0	0	0	.250	.250
1990 National	.000	1	1	0	0	0	0	0	0	0	0	0	.000	.000
1991 National	.000	1	1	0	0	0	0	0	0	1	0	0	.000	.500
1992 National	.333	1	3	0	1	1	0	0	0	0	1	0	.667	.333
1994 National	.333	1	3	0	1	0	0	0	0	0	0	0	.333	.333
1995 National	SELECTED, DID NOT PLAY DUE TO INJURY													
1996 National	---	1	0	0	0	0	0	0	0	0	0	0	---	---
A.S. TOTALS	.148	14	27	1	4	1	0	0	0	3	2	1	.185	.233



Retired Numbers

**RED SCHOENDIENST**
SECOND BASEMAN/MANAGER**2****FULL NAME:** Albert Fred (Red) Schoendienst**HEIGHT:** 6-0 **WEIGHT:** 170 **BATTED:** Both **THREW:** Right**BORN:** February 2, 1923 at Germantown, Illinois**DIED:** June 6, 2018 at St. Louis, Missouri**YEARS WITH CARDINALS:** 1945-56, 1961-76, 1979-95**NUMBER RETIRED:** 1996

The name Albert "Red" Schoendienst is synonymous with Cardinals baseball. After all, he wore the uniform for 45 seasons as a player, coach and manager and was involved with the organization for a total of 67 years.

It all started in 1945, when Schoendienst joined the club to fill in for left fielder Stan Musial, who was serving in the U.S. Navy. Schoendienst batted .278 with 47 RBI and a National League-leading 26 stolen bases. The following year, Musial returned to the Cardinals, and Schoendienst moved to third base and then shortstop before settling in at second base. St. Louis won the World Series over the Boston Red Sox as Schoendienst began to develop into one of the best hitting and fielding second basemen of all time.

In 1953, Schoendienst put together his finest season. He established career highs of a .342 batting average – second in the league to Carl Furrillo of the Brooklyn Dodgers (.344), 15 home runs and 79 RBI. In a surprising trade, Schoendienst was dealt to the New York Giants along with outfielder Jackie Brandt, pitcher Dick Littlefield, catcher Bill Sarni and shortstop Bobby Stephenson in exchange for shortstop Alvin Dark, catcher Ray Katt, pitcher Don Liddle and outfielder Whitey Lockman on June 14, 1956.

The following year, Schoendienst was traded to the Milwaukee Braves, who won the 1957 World Series and the 1958 N.L. pennant. He subsequently returned to St. Louis in 1961. On the Cardinals' career lists, Schoendienst ranks fourth in pinch-hits (54); fifth in at-bats (6,841); sixth in runs (1,025); seventh in games played (1,795), hits (1,980) and multi-hit games (564); eighth in doubles (352); and ninth in total bases (2,657).

Schoendienst served as a coach on the 1964 World Championship team and was named manager when Johnny Keane resigned at the conclusion of the season. Schoendienst piloted St. Louis to a World Series victory over the Red Sox in 1967 and another N.L. pennant in 1968 en route to a 12-year tenure as skipper, the longest in franchise history until Tony La Russa surpassed him in 2008. Schoendienst's 1,041 wins ranks second in franchise annals behind Tony La Russa (1,408).

A 10-time N.L. All-Star, Schoendienst socked a game-winning home run in the 14th inning of the 1950 Midsummer Classic off Ted Gray of the Detroit Tigers. It marked the switch-hitter's first career homer batting right-handed. Schoendienst later managed the Senior Circuit to victories in 1968 and 1969. After a stint as coach with the Oakland A's in 1977 and 1978, Schoendienst came back to St. Louis as a coach from 1979 to 1995. He filled in as interim manager in 1980 and 1990. From 1996 to 2018, Schoendienst served as special assistant to the general manager. Schoendienst was elected to the National Baseball Hall of Fame in 1989 by the Veterans Committee and was an inaugural member of the St. Louis Cardinals Hall of Fame in 2014. He was inducted into the Missouri Sports Hall of Fame in 1987.

PROMINENT CARDINALS WHO WORE NO. 2

- Leo Durocher, 1933-37
- Terry Moore, 1938



Red Schoendienst

COMPLETE RECORD

Year Club	AVG	G	AB	R	H	2B	3B	HR	RBI	BB	SO	SB	SLG	OBP
1942 Albany	.269	68	264	41	71	7	5	1	28	---	---	---	---	---
1943 Lynchburg	.472	9	36	8	17	2	0	0	5	---	---	---	---	---
Rochester	.337	136	555	81	187	21	5	6	37	38	19	20	---	---
1944 Rochester	.373	25	102	26	38	3	2	2	14	13	1	16	---	---
1945 St. Louis	.278	137	565	89	157	22	6	1	47	21	17	*26	.343	.305
1946 St. Louis	.281	142	606	94	170	28	5	0	34	37	27	12	.343	.322
1947 St. Louis	.253	151	659	91	167	25	9	3	47	47	27	6	.332	.304
1948 St. Louis	.272	119	408	64	111	21	4	4	36	28	16	1	.373	.319
1949 St. Louis	.297	151	640	102	190	25	2	3	54	51	18	8	.356	.351
1950 St. Louis	.276	153	642	81	177	*43	9	7	63	33	32	3	.403	.313
1951 St. Louis	.289	135	553	88	160	32	7	6	54	35	23	0	.405	.335
1952 St. Louis	.303	152	620	91	188	40	7	7	67	42	30	9	.424	.347
1953 St. Louis	.342	146	564	107	193	35	5	15	79	60	23	3	.502	.405
1954 St. Louis	.315	148	610	98	192	38	8	5	79	54	22	4	.428	.366
1955 St. Louis	.268	145	553	68	148	21	3	11	51	54	28	7	.376	.335
1956 St. Louis	.314	40	153	22	48	9	0	0	15	13	5	0	.373	.365
New York (NL)	.296	92	334	39	99	12	3	2	14	28	10	1	.368	.352
1957 New York (NL)	.307	60	254	36	78	12	3	9	33	13	6	2	.476	.337
Milwaukee	.310	90	394	55	122	19	5	6	32	20	9	1	.434	.348
1958 Milwaukee	.262	106	427	47	112	23	1	1	24	31	21	3	.328	.313
1959 Milwaukee	.000	5	3	0	0	0	0	0	0	0	0	0	.000	.000
1960 Milwaukee	.257	68	226	21	58	9	1	1	19	17	13	1	.319	.311
1961 St. Louis	.300	72	120	9	36	9	0	1	12	12	6	1	.400	.364
1962 St. Louis	.301	98	143	21	43	4	0	2	12	9	12	0	.371	.346
1963 St. Louis	.000	6	5	0	0	0	0	0	0	0	1	0	.000	.000
ST. LOUIS TOTALS	.289	1795	6841	1025	1980	352	65	65	651	497	287	80	.388	.338
MAJOR TOTALS	.289	2216	8479	1223	2449	427	78	84	773	606	346	89	.387	.337

*Led League

WORLD SERIES RECORD

Year Club/Opp.	AVG	G	AB	R	H	2B	3B	HR	RBI	BB	SO	SB	SLG	OBP
1946 St.L. vs. Bos.	.233	7	30	3	7	1	0	0	1	0	2	1	.266	.233
1957 Mil. vs. N.Y.	.278	5	18	0	5	1	0	0	2	0	1	0	.333	.278
1958 Mil. vs. N.Y.	.300	7	30	5	9	3	1	0	0	2	1	0	.467	.344
W.S. TOTALS	.269	19	78	8	21	5	1	0	3	2	4	1	.359	.287

ALL-STAR RECORD

Year Club	AVG	G	AB	R	H	2B	3B	HR	RBI	BB	SO	SB	SLG	OBP
1946 National	.000	1	2	0	0	0	0	0	0	0	0	0	.000	---
1948 National	.000	1	4	0	0	0	0	0	0	0	0	0	.000	---
1949 National	1.000	1	1	0	1	0	0	0	0	0	0	0	1.000	---
1950 National	1.000	1	1	1	1	0	0	1	1	0	0	0	4.000	---
1951 National	---	1	0	0	0	0	0	0	0	0	0	0	.000	---
1952 National	SELECTED, DID NOT PLAY													
1953 National	.000	1	3	0	0	0	0	0	0	0	0	0	.000	---
1954 National	.000	1	2	0	0	0	0	0	0	0	0	0	.000	---
1955 National	.333	1	6	0	2	0	0	0	0	0	0	0	.333	---
1957 National	.000	1	2	0	0	0	0	0	0	0	0	0	.000	---
A.S. TOTALS	.190	9	21	1	4	0	0	1	1	0	0	0	.333	---



Retired Numbers



STAN MUSIAL

OUTFIELDER/FIRST BASEMAN

6

FULL NAME: Stanley Frank Musial**HEIGHT:** 6-0 **WEIGHT:** 175 **BATTED:** Left **THREW:** Left**BORN:** November 21, 1920 at Donora, Pennsylvania**DIED:** January 19, 2013 at St. Louis, Missouri**YEARS WITH CARDINALS:** 1941-44, 1946-63**NUMBER RETIRED:** 1963

Simply stated, Stan Musial is "The Man." Not only is he the greatest player in Cardinals history, he also is the most popular.

Musial played his entire 22-year career as an outfielder and first baseman in St. Louis. He is the franchise's career leader in virtually every batting category: games played (3,026), at-bats (10,972), runs (1,949), hits (3,630), extra-base hits (1,377), doubles (725), triples (177), home runs (475), RBI (1,951), walks (1,599), intentional walks (298), total bases (6,134), multi-hit games (1,059) and walk-off RBI (21). His .331 average is fourth behind Rogers Hornsby (.359), Johnny Mize (.336) and Joe Medwick (.335). And, despite being an everyday player most of his career, Musial ranks ninth with 35 pinch-hits. He has the most walk-off homers in franchise history (12) and the second-most multiple-homer games (37), extra-inning homers (11) and grand slams (9) – behind Albert Pujols (46, 13 and 13, respectively).

After initially joining the Cardinals late in 1941, Musial arrived for good the following season, beginning a stretch of 16 straight years in which he batted .300 or better. In 1943, Musial led the National League with a .357 average, 220 hits, 48 doubles and 20 triples en route to earning the first of his three Most Valuable Player awards. Musial also was named MVP in 1946 (led league with .365 average, 124 runs, 228 hits, 50 doubles and 20 triples) and 1948 (topped N.L. with .376 average, 135 runs, 230 hits, 46 doubles, 18 triples and 131 RBI). All told, the sweet-swinging left-handed batter paced the Senior Circuit in batting seven times.

A member of four World Series teams (1942, 1943, 1944 and 1946), Musial was chosen to play in 24 All-Star Games (tied for the most in major league history with Hank Aaron and Willie Mays). His six home runs are the most in Midsummer Classic annals. He won the 1955 game with a 12th-inning homer off Frank Sullivan of the Boston Red Sox at County Stadium in Milwaukee.

On May 13, 1958, Musial collected the 3,000th hit of his career with a pinch-hit double off Moe Drabowsky of the Chicago Cubs at Wrigley Field. Musial finished his career with 3,630 hits. At the time of his retirement, he held major league records for extra-base hits and total bases and N.L. marks for runs, hits, doubles and RBI. He still has the fourth-most hits in baseball history – behind Pete Rose (4,256), Ty Cobb (4,192) and Hank Aaron (3,771).

Following his playing days, Musial was a long-time senior vice-president with the Cardinals and served as general manager when they won the 1967 World Series over the Boston Red Sox.

Musial was the first player in Cardinals history to have his uniform number retired, and he was a first-ballot National Baseball Hall of Fame inductee in 1969, receiving 93 percent of the votes from the Baseball Writers Association of America. He was selected to the Major League Baseball All-Century team in 1999 and was an inaugural member of the St. Louis Cardinals Hall of Fame in 2014. In 2015, Musial was voted by the fans as a member of Franchise Four, joining Lou Brock, Bob Gibson and Rogers Hornsby as one of the most impactful players who best represented the history of the Cardinals.

More than anything else, the personable Musial was a great emissary for all that is good about the game of baseball. A bronze statue of Musial stands outside Busch Stadium with the following words: "Here stands baseball's perfect warrior. Here stands baseball's perfect knight." In 2010, Musial was chosen by former President Barack Obama to receive the Presidential Medal of Freedom, the highest civilian honor for a United States citizen.

PROMINENT CARDINALS WHO WORE NO. 6

• Jack Rothrock, 1934-35 • Red Schoendienst, 1945



Stan Musial

COMPLETE RECORD

Year Club	AVG	G	AB	R	H	2B	3B	HR	RBI	BB	SO	SB	SLG	OBP
1938 Williamson	.258	26	62	5	16	3	0	1	6	---	---	---	---	---
1939 Williamson	.352	23	71	10	25	3	3	1	9	---	---	---	---	---
1940 Daytona Beach	.311	113	405	55	126	17	10	1	70	---	---	---	---	---
1941 Springfield (Mo.)	.379	87	348	100	132	27	10	*26	94	---	---	---	---	---
Rochester	.326	54	221	43	72	10	4	3	21	---	---	---	---	---
St. Louis	.426	12	47	8	20	4	0	1	7	2	1	1	.574	.449
1942 St. Louis	.315	140	467	87	147	32	10	10	72	62	25	6	.490	.397
1943 St. Louis	*.357	157	617	108	*220	*48	*20	13	81	72	18	9	*.562	*.425
1944 St. Louis	.347	146	568	112	+197	*51	14	12	94	90	28	7	*.549	*.440
1945	DID NOT PLAY, MILITARY SERVICE													
1946 St. Louis	*.365	156	624	*124	*228	*50	*20	16	103	73	31	7	*.587	.434
1947 St. Louis	.312	149	587	113	183	30	13	19	95	80	24	4	.504	.398
1948 St. Louis	*.376	155	611	*135	*230	*46	*18	39	*131	79	34	7	*.702	*.450
1949 St. Louis	.338	157	612	128	*207	*41	+13	36	123	107	38	3	.624	*.438
1950 St. Louis	*.346	146	555	105	192	41	7	28	109	87	36	5	*.596	.437
1951 St. Louis	*.355	152	578	+124	205	30	+12	32	108	98	40	4	.614	.449
1952 St. Louis	*.336	154	578	+105	*194	*42	6	21	91	96	29	7	*.538	.432
1953 St. Louis	.337	157	593	127	200	*53	9	30	113	*105	32	3	.609	*.437
1954 St. Louis	.330	153	591	+120	195	*41	9	35	126	103	39	1	.607	.433
1955 St. Louis	.319	154	562	97	179	30	5	33	108	80	39	5	.566	.411
1956 St. Louis	.310	156	594	87	184	33	6	27	*109	75	39	2	.522	.390
1957 St. Louis	*.351	134	502	82	176	38	3	29	102	66	34	1	.612	*.428
1958 St. Louis	.337	135	472	64	159	35	2	17	62	72	26	0	.528	.426
1959 St. Louis	.255	115	341	37	87	13	2	14	44	60	25	0	.428	.367
1960 St. Louis	.275	116	331	49	91	17	1	17	63	41	34	1	.486	.358
1961 St. Louis	.288	123	372	46	107	22	4	15	70	52	35	0	.489	.376
1962 St. Louis	.330	135	433	57	143	18	1	19	82	64	46	3	.508	.420
1963 St. Louis	.255	124	337	34	86	10	2	12	58	35	43	2	.404	.329
MAJOR TOTALS	.331	3026	10972	1949	3630	725	177	475	1951	1599	696	78	.559	.418

*Led League. +Tied for league lead.

WORLD SERIES RECORD

Year Club/Opp.	AVG	G	AB	R	H	2B	3B	HR	RBI	BB	SO	SB	SLG	OBP
1942 St.L. vs. N.Y.	.222	5	18	2	4	1	0	0	2	4	0	0	.278	.364
1943 St.L. vs. N.Y.	.278	5	18	2	5	0	0	0	0	2	2	0	.278	.350
1944 St.L. vs. St.L.	.304	6	23	2	7	2	0	1	2	2	0	0	.522	.360
1946 St.L. vs. Bos.	.222	7	27	3	6	4	1	0	4	4	2	1	.444	.323
W.S. TOTALS	.256	23	86	9	22	7	1	1	8	12	4	1	.395	.347

ALL-STAR RECORD

Year Club	AVG	G	AB	R	H	2B	3B	HR	RBI	BB	SO	SB	SLG	OBP
1943 National	.250	1	4	0	1	1	0	0	1	0	0	0	.500	.250
1944 National	.250	1	4	1	1	0	0	0	1	0	0	0	.250	.250
1946 National	.000	1	2	0	0	0	0	0	0	0	0	0	.000	.000
1947 National	.000	1	1	0	0	0	0	0	0	0	0	0	.000	.000
1948 National	.500	1	4	1	2	0	0	1	2	1	1	0	1.250	.600
1949 National	.750	1	4	1	3	0	0	1	2	1	0	0	1.500	.800
1950 National	.000	1	5	0	0	0	0	0	0	1	0	0	.000	.167
1951 National	.500	1	4	1	2	0	0	1	1	1	0	1	1.250	.600
1952 National	.000	1	2	1	0	0	0	0	0	0	2	0	.000	.600
1953 National	.500	1	4	0	2	0	0	0	0	0	1	0	.500	.500
1954 National	.400	1	5	1	2	0	0	0	0	0	0	0	.400	.400
1955 National	.250	1	4	1	1	0	0	1	1	1	1	0	1.000	.400
1956 National	.250	1	4	1	1	0	0	1	1	0	1	0	1.000	.250
1957 National	.333	1	3	1	1	1	0	0	0	1	0	0	.667	.500
1958 National	.250	1	4	1	1	0	0	0	0	0	0	0	.250	.250
1959 National	.000	2	1	0	0	0	0	0	0	1	0	0	.000	.500
1960 National	1.000	2	2	1	2	0	0	1	1	0	0	0	2.500	1.000
1961 National	.000	2	2	0	0	0	0	0	0	0	1	0	.000	.000
1962 National	.333	2	3	0	1	0	0	0	0	0	0	0	.333	.333
1963 National	.000	1	1	0	0	0	0	0	0	0	0	0	.000	.000
A.S. TOTALS	.317	24	63	11	20	2	0	6	10	7	7	1	.635	.386

HISTORY



Retired Numbers

**ENOS SLAUGHTER**
OUTFIELDER**9****FULL NAME:** Enos Bradsher Slaughter**HEIGHT:** 5-9 **WEIGHT:** 190 **BATTED:** Left **THREW:** Right**BORN:** April 27, 1916 at Roxboro, North Carolina**DIED:** August 12, 2002 at Durham, North Carolina**YEARS WITH CARDINALS:** 1938-42, 1946-53**NUMBER RETIRED:** 1996

He didn't have the nickname, but Enos Slaughter was a genuine "Charlie Hustle." Throughout his career, he was known for his all-out style of play.

Slaughter dashed into baseball immortality in Game 7 of the 1946 World Series against the Boston Red Sox. With the score tied 3-3 in the bottom of the eighth inning, Slaughter led off with a single. He remained at first base as the next two batters were retired and then took off to steal second with left fielder Harry Walker at the plate. Walker stroked a double into center field, and Boston's Leon Culberson threw the ball to shortstop Johnny Pesky. While Pesky hesitated on the relay, Slaughter kept on running, ignoring third base coach Mike Gonzalez's stop sign and scoring what proved to be the series-deciding run.

Long before his "Mad Dash," Slaughter was a bona fide all-star. He broke into the major leagues with the Cardinals in 1938 and the next year led the National League with 52 doubles while batting .320. It was the first of four straight seasons in which Slaughter batted at a .300 clip. In 1942, he had a .318 average – second in the N.L. to Ernie Lombardi of the Boston Braves (.330) – and league-leading totals of 188 hits and 17 triples. St. Louis' outfield of Slaughter in right, Terry Moore in center and Stan Musial in left is regarded as the best in franchise history. The Cardinals won the 1942 World Championship over the New York Yankees.

After a three-year stint in the service, Slaughter returned to the Cardinals in 1949 and topped the league with 130 RBI to go with a .300 average and 18 home runs. In 1950 and 1952, Slaughter drove in 101 runs while hitting fewer than 15 home runs.

On April 11, 1954, Slaughter was traded to the Yankees for outfielder Bill Virdon, pitcher Mel Wright and minor league outfielder Emil Tellinger. Upon being told of the deal, Slaughter sat in front of his locker and cried.

On the Cardinals' career lists, he ranks third in triples (135) and RBI (1,148); fourth in walks (838); fifth in games played (1,820), runs (1,071), extra-base hits (647), total bases (3,138) and multi-hit games (597); sixth in at-bats (6,775), hits (2,064) and intentional walks (93); and seventh in doubles (366). He is the franchise career leader with 20 bases-loaded walks. Slaughter batted .300 in eight of his 13 seasons with the Cardinals.

Slaughter subsequently played for the Kansas City Athletics (1955-56) before returning to the Yankees (1956-59) and finishing his career with the Milwaukee Braves (1959). The Veterans Committee elected the 10-time All-Star, who was nicknamed "Country," into the National Baseball Hall of Fame in 1985, and he was an inaugural member of the St. Louis Cardinals Hall of Fame in 2014.

PROMINENT CARDINALS WHO WORE NO. 9

- Roger Maris, 1967-68
- Joe Torre, 1969-74, 1991-95
- Terry Pendleton, 1984-90



Enos Slaughter

COMPLETE RECORD

Year Club	AVG	G	AB	R	H	2B	3B	HR	RBI	BB	SO	SB	SLG	OBP
1935 Martinsville	.273	109	422	68	115	25	11	18	---	---	---	---	---	---
1936 Columbus	.325	151	569	106	185	31	*20	9	118	---	---	---	---	---
1937 Columbus	*.382	154	642	*147	*245	42	13	26	122	---	---	---	---	---
1938 St. Louis	.276	112	395	59	109	20	10	8	58	32	38	1	.438	.330
1939 St. Louis	.320	149	604	95	193	*52	5	12	86	44	53	2	.482	.371
1940 St. Louis	.306	140	516	96	158	25	13	17	73	50	35	8	.504	.370
1941 St. Louis	.311	113	425	71	132	22	9	13	76	53	28	4	.496	.390
1942 St. Louis	.318	152	591	100	*188	31	*17	13	98	88	30	9	.494	.412
1943	DID NOT PLAY, MILITARY SERVICE													
1944	DID NOT PLAY, MILITARY SERVICE													
1945	DID NOT PLAY, MILITARY SERVICE													
1946 St. Louis	.300	156	609	100	183	30	8	18	*130	69	41	9	.465	.374
1947 St. Louis	.294	147	551	100	162	31	13	10	86	59	27	4	.452	.366
1948 St. Louis	.321	146	549	91	176	27	11	11	90	81	29	4	.470	.409
1949 St. Louis	.336	151	568	92	191	34	+13	13	96	79	37	3	.511	.418
1950 St. Louis	.290	148	556	82	161	26	7	10	101	66	33	3	.415	.367
1951 St. Louis	.281	123	409	48	115	17	8	4	64	67	25	7	.391	.386
1952 St. Louis	.300	140	510	73	153	17	12	11	101	70	25	6	.445	.386
1953 St. Louis	.291	143	492	64	143	34	9	6	89	80	28	4	.433	.395
1954 New York (AL)	.248	69	125	19	31	4	2	1	19	28	8	0	.336	.386
1955 New York (AL)	.111	10	9	1	1	0	0	0	1	1	1	0	.111	.200
Kansas City	.322	108	267	49	86	12	4	5	34	40	17	2	.453	.408
1956 Kansas City	.278	91	223	37	62	14	3	2	23	29	20	1	.395	.362
New York (AL)	.289	24	83	15	24	4	2	0	4	5	6	1	.386	.330
1957 New York (AL)	.254	96	209	24	53	7	1	5	34	40	19	0	.368	.369
1958 New York (AL)	.304	77	138	21	42	4	1	4	19	21	16	2	.435	.396
1959 New York (AL)	.172	74	99	10	17	2	0	6	21	13	19	1	.374	.265
Milwaukee	.167	11	18	0	3	0	0	0	1	3	3	0	.167	.286
ST. LOUIS TOTALS	.305	1820	6775	1071	2064	366	135	146	1148	838	429	64	.463	.384
MAJOR TOTALS	.300	2380	7946	1247	2383	413	148	169	1304	1018	538	71	.453	.382

*Led League

+Tied for League Lead

WORLD SERIES RECORD

Year Club/Opp.	AVG	G	AB	R	H	2B	3B	HR	RBI	BB	SO	SB	SLG	OBP
1942 St.L. vs. N.Y.	.263	5	19	3	5	1	0	1	2	3	2	0	.474	.364
1946 St.L. vs. Bos.	.320	7	25	5	8	1	1	1	2	4	3	1	.560	.414
1956 N.Y. vs. Bro.	.350	6	20	6	7	0	0	1	4	4	0	0	.500	.458
1957 N.Y. vs. Mil.	.250	5	12	2	3	1	0	0	0	3	2	0	.333	.400
1958 N.Y. vs. Mil.	.000	4	3	1	0	0	0	0	0	1	1	0	.000	.250
W.S. TOTALS	.291	27	79	17	23	3	1	3	8	15	8	1	.468	.404

ALL-STAR RECORD

Year Club	AVG	G	AB	R	H	2B	3B	HR	RBI	BB	SO	SB	SLG	OBP
1941 National	.500	1	2	1	1	0	0	0	0	0	1	0	.500	---
1942 National	.500	1	2	0	1	0	0	0	0	0	0	0	.500	---
1946 National	.000	1	1	0	0	0	0	0	0	0	0	0	.000	---
1947 National	.000	1	3	0	0	0	0	0	0	1	0	0	.000	---
1948 National	.500	1	2	0	1	0	0	0	0	1	0	0	.500	---
1949 National	.000	1	1	0	0	0	0	0	0	0	0	0	.000	---
1950 National	.500	1	4	1	2	0	1	0	1	1	0	0	1.000	---
1951 National	.000	1	1	0	0	0	0	0	0	0	0	0	.000	---
1952 National	.500	1	2	0	1	1	0	0	0	0	1	0	1.000	---
1953 National	.667	1	3	2	2	0	0	0	1	1	0	1	.667	---
A.S. TOTALS	.381	10	21	4	8	1	1	0	2	4	2	1	.524	---



Retired Numbers

**TONY La RUSSA**
MANAGER**10****FULL NAME:** Anthony La Russa Jr.**BORN:** October 4, 1944 at Tampa, Florida**YEARS WITH CARDINALS:** 1996-2011**NUMBER RETIRED:** 2012

Tony La Russa was tantamount with winning.

As manager of the Cardinals from 1996 to 2011, La Russa amassed 1,408 victories. He became the winningest manager in franchise history Aug. 31, 2007, surpassing Red Schoendienst with No. 1,042.

La Russa also won championships in St. Louis: eight division titles, three National League pennants and the 2006 and 2011 World Series. All told, the Cardinals made nine postseason appearances in La Russa's franchise-most 16 seasons at the helm, and his teams finished first, second or third in the N.L. Central Division 13 times.

His finest hour may have been his last. Trailing the Texas Rangers three games to two in the 2011 World Series – and twice down to their final strike in Game 6 – the Cardinals rallied to force Game 7 and went on to capture the franchise's 11th World Championship. It capped a magical two-month odyssey for the ball club, which had been staving off elimination seemingly at every turn since Aug. 25, when it trailed the N.L. wild card race by 10 1/2 games, and made the playoffs on the season's final day.

When La Russa announced his retirement Oct. 31, 2011, his 16 years of continuous service were the most among active managers/head coaches in the four major professional sports leagues.

Prior to the Cardinals, La Russa managed the Chicago White Sox (1979-86) and Oakland A's (1986-95). He subsequently returned to the White Sox for the 2021 and 2022 seasons, becoming the first active Hall of Fame manager (not Hall of Fame player who became manager) in baseball annals. Over 35 seasons, La Russa amassed 2,884 victories and managed 5,387 games, ranking second in Major League Baseball history behind Connie Mack (3,731 wins and 7,755 games).

La Russa is one of five managers to win the World Series with multiple teams (also Sparky Anderson, Bruce Bochy, Bucky Harris and Bill McKechnie) and one of just three to do so in both leagues (also Anderson and Bochy). La Russa's 71 postseason victories (50 with St. Louis, 19 with Oakland and two with Chicago) rank second to Joe Torre's 84 among big league skippers.

In Oakland, La Russa piloted the A's to four division titles, three American League pennants and the 1989 World Championship. He led Chicago to a pair of division titles 38 years apart (1983 and 2021).

La Russa and Leo Durocher are the only managers in major league history to win 500 games with three different teams. La Russa was named Major League Manager of the Year in 1983 and 1996; A.L. Manager of the Year in 1983, 1988 and 1992; and N.L. Manager of the Year in 2002.

La Russa is the only manager to win an All-Star Game in both leagues, and he had a 4-2 record in the Midsummer Classic.

A native of Tampa, Fla., La Russa played second base, shortstop and third base in the majors for parts of six seasons with the Kansas City A's (1963), Oakland (1968-71), Atlanta (1971) and Chicago Cubs (1973).

Nineteen years before becoming manager of the Cardinals, La Russa served as a player-coach for the organization's New Orleans Triple-A affiliate in 1977. He began his managerial career a year later in the White Sox minor league system with Double-A Knoxville.

La Russa is a 1978 graduate of the Florida State University College of Law. He passed the bar exam in 1979 and became one of five lawyer/managers in baseball history, joining Monte Ward, Hughie Jennings, Miller Huggins and Branch Rickey.

In 2014, La Russa was inducted into the National Baseball Hall of Fame and was an inaugural member of the Cardinals Hall of Fame. He and his wife, Elaine, are the founders of Tony La Russa's Animal Rescue Foundation, which saves abandoned dogs and cats and finds them homes.

Before returning to the White Sox, La Russa served as an executive with Major League Baseball (2012-13), the Arizona Diamondbacks (2014-17), Boston Red Sox (2017-19) and Los Angeles Angels (2019-20).



Tony La Russa

MANAGERIAL RECORD

Year	Club	W	L	PCT.	FINISH
1979	Chicago (AL)	27	27	.500	5th
1980	Chicago (AL)	70	90	.438	5th
1981	Chicago (AL)	54	52	.509	*
1982	Chicago (AL)	87	75	.537	3rd
1983	Chicago (AL)	99	63	.611	1st
1984	Chicago (AL)	74	88	.457	5th
1985	Chicago (AL)	85	77	.525	3rd
1986	Chicago (AL)	26	38	.406	5th
1986	Oakland	45	34	.570	3rd
1987	Oakland	81	81	.500	3rd
1988	Oakland	104	58	.642	1st
1989	Oakland	99	63	.611	1st
1990	Oakland	103	59	.636	1st
1991	Oakland	84	78	.519	4th
1992	Oakland	96	66	.593	1st
1993	Oakland	68	94	.420	7th
1994	Oakland	51	63	.447	2nd
1995	Oakland	67	77	.465	4th
1996	St. Louis	88	74	.543	1st
1997	St. Louis	73	89	.451	4th
1998	St. Louis	83	79	.512	3rd
1999	St. Louis	75	86	.466	4th
2000	St. Louis	95	67	.586	1st
2001	St. Louis	93	69	.574	2nd
2002	St. Louis	97	65	.599	1st
2003	St. Louis	85	77	.525	3rd
2004	St. Louis	105	57	.648	1st
2005	St. Louis	100	62	.617	1st
2006	St. Louis	83	78	.516	1st
2007	St. Louis	78	84	.481	3rd
2008	St. Louis	86	76	.531	4th
2009	St. Louis	91	71	.562	1st
2010	St. Louis	86	76	.531	2nd
2011	St. Louis	90	72	.556	2nd
2021	Chicago (AL)	93	69	.574	1st
2022	Chicago (AL)	63	65	.492	3rd
ST. LOUIS TOTALS		1408	1182	.544	
MAJOR TOTALS		2884	2499	.536	

* Split season due to players' strike. White Sox finished third in first half and sixth in second half.

MAJOR LEAGUE BASEBALL CAREER MANAGERIAL WINS

Connie Mack	3,731
Tony La Russa	2,884
John McGraw	2,763

ST. LOUIS CARDINALS CAREER MANAGERIAL WINS


Tony La Russa	1,408
Red Schoendienst	1,041
Whitey Herzog	822

PROMINENT CARDINALS WHO WORE NO. 10

- Johnny Mize, 1936-41
- Mike Tyson, 1972-78
- Tom Alston, 1954-55
- Ken Oberkfell, 1981-84



Retired Numbers

**KEN BOYER**
THIRD BASEMAN/MANAGER**14****FULL NAME:** Kenton Lloyd Boyer**HEIGHT:** 6-2 **WEIGHT:** 200 **BATTED:** Right **THREW:** Right**BORN:** May 20, 1931 at Liberty, Missouri**DIED:** September 7, 1982 at St. Louis, Missouri**YEARS WITH CARDINALS:** 1955-65, 1971-72, 1978-80**NUMBER RETIRED:** 1984

Only one player in Cardinals history has hit for the cycle twice. Ken Boyer accomplished the feat Sept. 14, 1961, against the Chicago Cubs and June 16, 1964, against the Houston Colt .45s.

Boyer was a solid all-around third baseman. He hit for average and power and earned five Gold Glove Awards for his fielding prowess. From 1958 to 1963, he averaged 26 home runs and 98 RBI to go with a .304 batting average. Then in 1964, Boyer was named the National League Most Valuable Player after batting .295 with 24 homers and a league-leading 119 RBI. In the World Series against the New York Yankees, Boyer clubbed a grand slam in Game 4 to give the Cardinals a 4-3 victory and contributed three hits and three runs to help St. Louis win the seventh and deciding game, 7-5.

An N.L. All-Star in 1956 and from 1959 to 1964, Boyer hit a two-run homer in the second 1960 game at Yankee Stadium and a solo blast in the 1964 contest at Shea Stadium. He was a .348 batter (8-for-23) in the Midsummer Classic.

"The Captain" was traded to the New York Mets on Oct. 20, 1965, in exchange for pitcher Al Jackson and third baseman Charley Smith. On the Cardinals' career lists, Boyer ranks third in home runs (255); seventh in RBI (1,001), total bases (3,011) and intentional walks (86); tied for seventh in sacrifice flies (48); eighth in at-bats (6,334), runs (988) and multi-hit games (528); ninth in games played (1,667) and hits (1,855); and 10th in extra-base hits (585) and walks (631). His seven grand slams are tied for third in club history behind Albert Pujols (13) and Stan Musial (9).

Being a native Missourian, Boyer was always a Cardinal at heart. He returned to the organization as a minor league manager in 1970 and again from 1973 to 1976 and served as a major league coach in 1971 and 1972. He replaced Vern Rapp as manager of the big league club on April 29, 1978, and piloted the Cardinals to an 86-76 record and third-place finish in the N.L. East Division the following year. But, in 1980, with expectations high, the Cardinals never got on track, and Boyer was dismissed June 8 after a 6-4 loss in the first game of a double-header against the Montreal Expos dropped their record to 18-33.

Boyer was diagnosed with lung cancer in the early 1980s, and the disease took his life in 1982 at just 51 years of age. He was an inaugural member of the Cardinals Hall of Fame in 2014.

PROMINENT CARDINALS WHO WORE NO. 14

- Burgess Whitehead, 1934-35
- Gerry Staley, 1947-54



Ken Boyer

COMPLETE RECORD

Year Club	AVG	G	AB	R	H	2B	3B	HR	RBI	BB	SO	SB	SLG	OBP
1949 Lebanon	.455	16	33	10	15	1	1	3	9	---	---	---	---	---
1950 Hamilton	.342	80	240	41	82	17	6	9	61	---	---	---	---	---
1951 Omaha	.306	151	565	87	173	28	7	14	90	---	---	---	---	---
1952	DID NOT PLAY, MILITARY SERVICE													
1953	DID NOT PLAY, MILITARY SERVICE													
1954 Houston	.319	159	634	116	202	42	7	21	116	---	---	---	---	---
1955 St. Louis	.264	147	530	78	140	27	2	18	62	37	67	22	.425	.313
1956 St. Louis	.306	150	595	91	182	30	2	26	98	38	65	8	.494	.349
1957 St. Louis	.265	142	544	79	144	18	3	19	62	44	77	12	.414	.321
1958 St. Louis	.307	150	570	101	175	21	9	23	90	49	53	11	.496	.365
1959 St. Louis	.309	149	563	86	174	18	5	28	94	67	77	12	.508	.384
1960 St. Louis	.304	151	552	95	168	26	10	32	97	56	77	8	.562	.373
1961 St. Louis	.329	153	589	109	194	26	11	24	95	68	91	6	.533	.400
1962 St. Louis	.291	160	611	92	178	27	5	24	98	75	104	12	.470	.370
1963 St. Louis	.285	159	617	86	176	28	2	24	111	70	90	1	.454	.360
1964 St. Louis	.295	162	628	100	185	30	10	24	*119	70	85	3	.489	.367
1965 St. Louis	.260	144	535	71	139	18	2	13	75	57	73	2	.374	.332
1966 New York (NL)	.266	136	496	62	132	28	2	14	61	30	64	4	.415	.308
1967 New York (NL)	.235	56	166	17	39	7	2	3	13	26	22	2	.355	.339
Chicago (AL)	.261	57	180	17	47	5	1	4	21	7	25	0	.367	.289
1968 Chicago (AL)	.125	10	24	0	3	0	0	0	0	1	6	0	.125	.160
Los Angeles (NL)	.271	83	221	20	60	7	2	6	41	16	34	2	.403	.324
1969 Los Angeles (NL)	.206	25	34	0	7	2	0	0	4	2	7	0	.265	.250
ST. LOUIS TOTALS	.293	1667	6334	988	1855	269	61	255	1001	631	859	97	.475	.356
MAJOR TOTALS	.287	2034	7455	1104	2143	318	68	282	1141	713	1017	105	.462	.351

*Led League

WORLD SERIES RECORD


Year Club/Opp.	AVG	G	AB	R	H	2B	3B	HR	RBI	BB	SO	SB	SLG	OBP
1964 St.L. vs. N.Y.	.222	7	27	5	6	1	0	2	6	1	5	0	.481	.250

ALL-STAR RECORD

Year Club	AVG	G	AB	R	H	2B	3B	HR	RBI	BB	SO	SB	SLG	OBP
1956 National	.600	1	5	1	3	0	0	0	1	0	0	0	.600	.600
1959 National	.333	2	3	1	1	0	0	0	0	1	0	0	.333	.500
1960 National	1.000	2	1	1	1	0	0	1	2	1	0	0	1.000	1.000
1961 National	.000	1	2	0	0	0	0	0	0	1	2	0	.000	.333
1962 National	.200	2	5	0	1	0	0	0	0	0	1	0	.200	.200
1963 National	.000	1	3	0	0	0	0	0	0	0	0	0	.000	.000
1964 National	.500	1	4	1	2	0	0	1	1	0	1	0	1.250	.500
A.S. TOTALS	.348	10	23	4	8	0	0	2	4	3	4	0	.609	.423



Retired Numbers

**DIZZY DEAN**
PITCHER**17****FULL NAME:** Jay Hanna (Dizzy) Dean**HEIGHT:** 6-2 **WEIGHT:** 182 **BATTED:** Right **THREW:** Right**BORN:** January 16, 1910 at Lucas, Arkansas**DIED:** July 17, 1974 at Reno, Nevada**YEARS WITH CARDINALS:** 1930, 1932-37**NUMBER RETIRED:** 1974

Dizzy Dean was the prototypical member of the Gas House Gang. The right-handed pitcher was one of baseball's zaniest characters. He also was a warrior and a winner.

After a cup of coffee with the Cardinals in 1930, Dean became a mainstay two years later. He put together his best season in 1934, going 30-7 with a 2.66 ERA and 195 strikeouts. Dean led the National League in wins and strikeouts and ranked second in ERA en route to being named the Most Valuable Player. He is the only pitcher in Cardinals history to win 30 games and the last N.L. hurler to accomplish the feat. St. Louis won the World Series that year over the Detroit Tigers four games to three, with Dean and his brother, Paul, accounting for all four victories. Dizzy fired a six-hit shutout in an 11-0 Game 7 win.

Dean, who led the league with 28 wins in 1935, was selected to four consecutive All-Star Games from 1934 to 1937. He was the winning pitcher in 1936 and the loser in 1937. But Dean lost more than the game in 1937. A line drive off the bat of Cleveland Indians' outfielder Earl Averill in the third inning broke one of Dean's toes. Dean refused to take time off to let the injury heal, and he began utilizing an unnatural pitching delivery that led to an arm injury from which he never fully recovered.

On April 16, 1938, the Cardinals traded Dean to the Chicago Cubs in exchange for pitchers Clyde Shoun and Curt Davis, outfielder Tuck Stainback and \$185,000. On the Cardinals' career lists, Dean ranks third in strikeouts (1,095), sixth in complete games (141) and shutouts (23), seventh in wins (134) and 10th in innings pitched (1,737.1). Among pitchers with a minimum of 1,500 innings, his .641 winning percentage leads the way and his 2.99 ERA ranks fifth; among pitchers with a minimum of 750 innings, he ranks fourth and ninth, respectively.

Dean was known for his fun-loving lifestyle and storytelling as much as his success. In a double-header against the Brooklyn Dodgers at Sportsman's Park on Sept. 21, 1934, Dizzy authored a three-hit shutout in the opener and Paul followed with a no-hitter. "Gee whiz," Dizzy said afterwards. "If I'd a known Paul was gonna do it, I'd a thrown one, too."

Following his playing days, Dean was a colorful broadcaster who became an ambassador for baseball. He was inducted into the National Baseball Hall of Fame in 1953 and was an inaugural member of the Cardinals Hall of Fame in 2014.

PROMINENT CARDINALS WHO WORE NO. 17

- Joe Garagiola, 1947-51
- Bobby Tolan, 1966-68
- Vinegar Bend Mizell, 1956-58



Dizzy Dean

COMPLETE RECORD

Year	Club	W-L	ERA	G	GS	CG	SHO	SV	IP	H	R	ER	BB	SO	BA
1930	St. Joseph	17-8	3.69	32	---	---	---	---	217.0	204	118	89	77	134	---
	Houston	8-2	2.82	14	---	---	---	---	85.0	62	31	27	49	95	---
	St. Louis	1-0	1.00	1	1	1	0	---	9.0	3	1	1	3	5	.103
1931	Houston	*26-10	+1.53	41	---	---	---	---	304.0	210	71	53	90	*303	---
1932	St. Louis	18-15	3.30	46	33	16	+4	---	*286.0	280	122	105	102	*191	.260
1933	St. Louis	20-18	3.04	*48	34	+26	3	---	293.0	279	113	99	64	*199	.250
1934	St. Louis	*30-7	2.66	50	33	24	*7	---	311.2	288	110	92	75	*195	.241
1935	St. Louis	*28-12	3.04	50	36	*29	3	---	*325.1	324	126	110	77	*190	.256
1936	St. Louis	24-13	3.17	+51	34	*28	2	---	*315.0	310	128	111	53	195	.253
1937	St. Louis	13-10	2.69	27	25	17	4	---	197.1	200	76	59	33	120	.259
1938	Chicago (NL)	7-1	1.81	13	10	3	1	---	74.2	63	20	15	8	22	.226
1939	Chicago (NL)	6-4	3.36	19	13	7	2	---	96.1	98	40	36	17	27	.261
1940	Chicago (NL)	3-3	5.17	10	9	3	0	---	54.0	68	35	31	20	18	.306
	Tulsa	8-8	3.17	21	---	---	---	---	142.0	149	69	50	19	51	---
1941	Chicago (NL)	0-0	18.00	1	1	0	0	---	1.0	3	3	2	0	1	.429
1947	St. Louis (AL)	0-0	0.00	1	1	0	0	---	4.0	3	0	0	1	0	.231
St. Louis TOTALS		134-75	2.99	273	196	141	23	31	1737.1	1684	676	577	407	1095	.252
MAJOR TOTALS		150-83	3.02	317	230	154	26	---	1967.1	1919	774	661	453	1163	.253

*Led League

+Tied for League Lead

WORLD SERIES RECORD


Year	Club/Opp.	W-L	ERA	G	GS	CG	SHO	SV	IP	H	R	ER	BB	SO	BA
1934	St. L. vs. Det.	2-1	1.73	3	3	2	1	0	26.0	20	6	5	5	17	---
1938	Chi. (NL) vs. N.Y. (AL)	0-1	6.48	2	1	0	0	0	8.1	8	6	6	1	2	---
W.S. TOTALS		2-2	2.88	5	4	2	1	0	34.1	28	12	11	6	19	---

ALL-STAR RECORD

Year	Club	W-L	ERA	G	GS	CG	SHO	SV	IP	H	R	ER	BB	SO	BA
1934	National	0-0	3.00	1	0	0	0	0	3.0	5	1	1	1	4	---
1935	National	0-0	0.00	1	0	0	0	0	1.0	1	0	0	1	1	---
1936	National	1-0	0.00	1	1	0	0	0	3.0	0	0	0	2	3	---
1937	National	0-1	6.00	1	1	0	0	0	3.0	4	2	2	1	2	---
A.S. TOTALS		1-1	2.70	4	2	0	0	0	10.0	10	3	3	5	10	---



Retired Numbers

**LOU BROCK**
OUTFIELDER**20****FULL NAME:** Louis Clark Brock**HEIGHT:** 5-11 **WEIGHT:** 170 **BATTED:** Left **THREW:** Left**BORN:** June 18, 1939 at El Dorado, Arkansas**DIED:** September 6, 2020 at St. Louis, Missouri**YEARS WITH CARDINALS:** 1964-79**NUMBER RETIRED:** 1979

If it's been said once, it's been said a million times. The Cardinals' acquisition of outfielder Lou Brock from the Chicago Cubs on June 15, 1964, ranks as perhaps the greatest steal in baseball history. St. Louis traded pitchers Ernie Broglio and Bobby Shantz and outfielder Doug Clemens in exchange for Brock and pitchers Jack Spring and Paul Toth.

Over the course of his career with the Cardinals, Brock established himself as the most prolific base stealer in baseball history to that time. His 938 stolen bases stood as the major league record until Rickey Henderson bettered the mark in 1991. Brock's total remains the National League standard, and he owns the major league record with 12 seasons of 50 or more steals. Brock led the N.L. in thefts on eight occasions (1966 to 1969 and 1971 to 1974). He set the season record with 118 in 1974, bettering Maury Wills' mark of 104 during the 1962 campaign. In 1978, the N.L. announced that its annual stolen base leader would receive the Lou Brock Award, making Brock the first active player to have an award named after him.

But Brock was more than a base burglar. He was a career .293 batter with 3,023 hits. Seven times he batted at a .300 or better clip. In 1967, Brock slugged 21 home runs and had 76 RBI from the leadoff spot. He also had 52 stolen bases, making him the first player in baseball history with 20 homers and 50 steals. The following year, Brock topped the N.L. in doubles (46), triples (14) and stolen bases (62), becoming the first player in the Senior Circuit to do so since Honus Wagner of the Pittsburgh Pirates in 1908. Brock joined the 3,000-hit club Aug. 13, 1979, with a fourth-inning single off Dennis Lamp of the Chicago Cubs at Busch Stadium. Brock's 3,023 career hits rank 29th on baseball's all-time list through 2024.

Upon his arrival in St. Louis, Brock paid immediate dividends, batting .348 for the balance of the 1964 season and propelling the Cardinals from eighth place in the N.L. to a World Championship over the New York Yankees. The Cardinals won the World Series again in 1967 over the Boston Red Sox and were N.L. champions in 1968. Brock was at his best in postseason play. His .391 career batting average (34-for-87) ranks as the third-best in World Series history, while his 14 stolen bases are tied for the most all time with Eddie Collins of the Philadelphia Athletics and Chicago White Sox. Brock holds the Fall Classic record for stolen bases in a single series (7 in both 1967 and 1968).

On the Cardinals' career lists, Brock ranks first in stolen bases (888 – Vince Coleman is second with 549); second in games played (2,289), at-bats (9,125), runs (1,427), hits (2,713) and multi-hit games (788); third in doubles (434) and total bases (3,776); fourth in triples (121), extra-base hits (684) and intentional walks (118); and seventh in walks (681). His 21 career leadoff home runs are the second-most in club annals behind Matt Carpenter (24).

Brock remained active in baseball after retiring as a player following the 1979 season. He worked in the Cardinals' broadcast booth from 1981 to 1984; was a base-running consultant for the Minnesota Twins in 1987, Los Angeles Dodgers in 1988 and Montreal Expos in 1993; and served as a special instructor for the Cardinals (base running and outfield play) from 1995-2020.

The six-time N.L. All-Star was a first-ballot National Baseball Hall of Fame inductee in 1985 and was an inaugural member of the St. Louis Cardinals Hall of Fame in 2014. He was voted the left fielder on the All-Busch Stadium II team in 2005. In 2015, Brock was voted by the fans as a member of Franchise Four, joining Bob Gibson, Rogers Hornsby and Stan Musial as one of the most impactful players who best represented the history of the Cardinals.



Lou Brock

COMPLETE RECORD

Year	Club	AVG	G	AB	R	H	2B	3B	HR	RBI	BB	SO	SB	SLG	OBP
1961	St. Cloud	.361	128	501	117	181	33	6	14	82	51	105	38	.535	---
	Chicago (NL)	.091	4	11	1	1	0	0	0	0	1	3	0	.091	.167
1962	Chicago (NL)	.263	123	434	73	114	24	7	9	35	35	96	16	.412	.322
1963	Chicago (NL)	.258	148	547	79	141	19	11	9	37	31	122	24	.382	.302
1964	Chicago (NL)	.251	52	215	30	54	9	2	2	14	13	40	10	.340	.300
	St. Louis	.348	103	419	81	146	21	9	12	44	27	87	33	.527	.391
1965	St. Louis	.288	155	631	107	182	35	8	16	69	45	116	63	.445	.345
1966	St. Louis	.285	156	643	94	183	24	12	15	46	31	134	*74	.429	.321
1967	St. Louis	.299	159	689	+113	206	32	12	21	76	24	109	*52	.472	.328
1968	St. Louis	.279	159	660	92	184	*46	*14	6	51	46	124	*62	.418	.329
1969	St. Louis	.298	157	665	97	195	33	10	12	47	50	115	*53	.434	.349
1970	St. Louis	.304	155	664	114	202	29	5	13	57	60	99	51	.422	.363
1971	St. Louis	.313	157	640	*126	200	37	7	7	61	76	107	*64	.425	.386
1972	St. Louis	.311	153	621	81	193	29	8	3	42	47	93	*63	.393	.360
1973	St. Louis	.297	160	650	110	193	29	8	7	63	71	112	*70	.398	.366
1974	St. Louis	.306	153	635	105	194	25	7	3	48	61	88	*118	.381	.368
1975	St. Louis	.309	136	528	78	163	27	6	3	47	38	64	56	.400	.359
1976	St. Louis	.301	133	498	73	150	24	5	4	67	35	75	56	.394	.348
1977	St. Louis	.272	141	489	69	133	22	6	2	46	30	74	35	.354	.317
1978	St. Louis	.221	92	298	31	66	9	0	0	12	17	29	17	.252	.263
1979	St. Louis	.304	120	405	56	123	15	4	5	38	23	43	21	.398	.346
ST. LOUIS TOTALS		.297	2289	9125	1427	2713	434	121	129	814	681	1469	888	.414	.347
MAJOR TOTALS		.293	2616	10332	1610	3023	486	141	149	900	761	1730	938	.410	.344

*Led league

+Tied for league lead

WORLD SERIES RECORD

Year	Club/Opp.	AVG	G	AB	R	H	2B	3B	HR	RBI	BB	SO	SB	SLG	OBP
1964	St.L. vs. N.Y.	.300	7	30	2	9	2	0	1	5	0	3	0	.467	.300
1967	St.L. vs. Bos.	.414	7	29	8	12	2	1	1	3	2	3	7	.655	.452
1968	St.L. vs. Det.	.464	7	28	6	13	3	1	2	5	3	4	7	.857	.516
W.S. TOTALS		.391	21	87	16	34	7	2	4	13	5	10	14	.655	.424

ALL-STAR RECORD

Year	Club	AVG	G	AB	R	H	2B	3B	HR	RBI	BB	SO	SB	SLG	OBP
1967	National	.000	1	2	0	0	0	0	0	0	0	0	0	.000	.000
1971	National	.000	1	1	0	0	0	0	0	0	0	0	0	.000	.000
1972	National	SELECTED, DID NOT PLAY													
1974	National	1.000	1	1	1	1	0	0	0	0	0	0	1	1.000	1.000
1975	National	.333	1	3	1	1	0	0	0	0	0	0	1	.333	.333
1979	National	1.000	1	1	0	1	0	0	0	0	0	0	0	1.000	1.000
A.S. TOTALS		.375	5	8	2	3	0	0	0	0	0	0	2	.375	.375

PROMINENT CARDINALS WHO WORE NO. 20

- Burleigh Grimes, 1933-34
- George Munger, 1946-52
- Wally Moon, 1954-58



Retired Numbers

**TED SIMMONS**
CATCHER**23****FULL NAME:** Ted Lyle Simmons**HEIGHT:** 5-11 **WEIGHT:** 193 **BATTED:** Switch **THREW:** Right**BORN:** August 9, 1949 at Highland Park, Michigan**YEARS WITH CARDINALS:** 1968-80**NUMBER RETIRED:** 2021

Ted Simmons was a switch-hitting catcher for the Cardinals and a fan favorite from 1968 to 1980 as part of a 21-year major league career that eventually led to his election to the National Baseball Hall of Fame.

Simmons was selected by the Cardinals in the first round (10th overall) of the 1967 Major League Baseball June Amateur Draft. He made his big league debut a year later at age 19 and went on to become a six-time All-Star with the Cardinals: 1972, 1973, 1974, 1977, 1978 and 1979. He was voted the National League starter in 1978, ending Johnny Bench's streak of nine straight starts.

Simmons placed in the top 10 in the N.L. in batting average and RBI five times with the Cardinals. He was runner-up for the batting crown with a .332 average in 1975, when he had 18 home runs and 100 RBI and finished sixth in Most Valuable Player voting. Simmons boasted two other top-10 MVP campaigns (ninth in 1977 and 10th in 1972) and won a Silver Slugger Award in 1980 (its inaugural season). From 1972 to 1978, he played an average of 153 games per season.

On the Cardinals' career lists, Simmons ranks third in sacrifice flies (67), eighth in RBI (929) and 10th in home runs (172) and total bases (2,626). A .298 batter, he is third with 151 intentional walks and tied for third with seven grand slams – trailing only Stan Musial and Albert Pujols in both categories. His 1,439 games behind the plate are second to Yadier Molina (2,184) in franchise history. Simmons holds season records for home runs (26 in 1979) and RBI (96 in 1972) by a catcher.

Acclaimed for handling pitchers with aplomb, Simmons caught two no-hitters – Bob Gibson at Pittsburgh on Aug. 14, 1971, and Bob Forsch against Philadelphia on April 16, 1978 – and 122 shutouts (eighth-most in baseball history).

On Dec. 12, 1980, the Cardinals traded Simmons, Rollie Fingers and Pete Vuckovich to the Milwaukee Brewers in exchange for Sixto Lezcano, Lary Sorensen, Dave LaPoint and David Green. Simmons was instrumental in helping the Brewers reach the World Series for the first time in franchise history in 1982 against the Cardinals. In Game 1 of the Fall Classic – his first time back in St. Louis – Simmons socked a home run, and he hit another one the next night.

Simmons played in Milwaukee through the 1985 season and then spent three years with the Atlanta Braves before retiring. For his career, he slashed .285/.348/.437 with 2,472 hits, 248 home runs and 1,389 RBI. He drew 855 walks and struck out only 694 times in 8,680 at-bats.

Simmons returned to the Cardinals as director of player development from 1988 to 1991 and then was general manager of the Pittsburgh Pirates for a year before becoming a coach, advisor and scout with several organizations.

Simmons was a member of the Hall of Fame Class of 2020 after receiving 13 votes from the 16-member Modern Baseball Era Committee. His selection came 25 years after receiving just 3.7% of the vote by the Baseball Writers' Association of America in his year first of eligibility and being dropped from the ballot. He was the 19th catcher inducted and merely the eighth who debuted after World War II, following Roy Campanella (1969), Yogi Berra (1972), Bench (1989), Carlton Fisk (2000), Gary Carter (2003), Mike Piazza (2016) and Ivan Rodriguez (2017).

Nicknamed "Simba" for his shoulder-length hair that resembled a lion's mane, Simmons was voted the catcher on the All-Busch Stadium II team in 2005 and was inducted into the Cardinals Hall of Fame in 2015.

**PROMINENT CARDINALS
WHO WORE NO. 23**

- David Freese, 2009-13
- Fernando Tatis, 1998-2000
- Bernard Gilkey, 1990-95
- Sam Jones, 1957-58
- Max Lanier, 1940-51



Ted Simmons

COMPLETE RECORD

Year	Club	AVG	G	AB	R	H	2B	3B	HR	RBI	BB	SO	SB	SLG	OBP
1967	Cedar Rapids	.269	47	171	15	46	11	2	4	34	21	19	1	.427	.342
	GCL Cardinals	.350	6	20	5	7	1	1	2	8	2	3	1	.800	.435
1968	Modesto	.331	136	493	86	163	30	2	28	117	71	66	7	.570	.415
	St. Louis	.333	2	3	0	1	0	0	0	0	1	1	0	.333	.500
1969	Tulsa	.317	129	499	80	158	33	4	16	88	74	38	11	.495	.365
	St. Louis	.214	5	14	0	3	0	1	0	3	1	1	0	.357	.250
1970	Tulsa	.373	15	51	10	19	4	1	1	8	2	11	1	.549	.476
	St. Louis	.243	82	284	29	69	8	2	3	24	37	37	2	.317	.333
1971	St. Louis	.304	133	510	64	155	32	4	7	77	50	36	1	.424	.347
1972	St. Louis	.303	152	594	70	180	36	6	16	96	57	29	1	.465	.336
1973	St. Louis	.310	161	619	62	192	36	2	13	91	47	61	2	.438	.370
1974	St. Louis	.272	152	599	66	163	33	6	20	103	35	47	0	.447	.327
1975	St. Louis	.332	157	581	80	193	32	3	18	100	35	63	1	.491	.396
1976	St. Louis	.291	150	546	60	159	35	3	5	75	35	73	0	.394	.371
1977	St. Louis	.318	150	516	82	164	25	3	21	95	37	79	2	.500	.408
1978	St. Louis	.287	152	516	71	148	40	5	22	80	39	77	1	.512	.377
1979	St. Louis	.283	123	448	68	127	22	0	26	87	34	61	0	.507	.369
1980	St. Louis	.303	145	495	84	150	33	2	21	98	45	59	1	.505	.375
1981	Milwaukee	.216	100	380	45	82	13	3	14	61	32	23	0	.376	.262
1982	Milwaukee	.269	137	539	73	145	29	0	23	97	40	32	0	.451	.309
1983	Milwaukee	.308	153	600	76	185	39	3	13	108	51	41	4	.448	.351
1984	Milwaukee	.221	132	497	44	110	23	2	4	52	40	30	3	.300	.269
1985	Milwaukee	.273	143	528	60	144	28	2	12	76	32	57	1	.402	.342
1986	Atlanta	.252	76	127	14	32	5	0	4	25	14	12	1	.386	.313
1987	Atlanta	.277	73	177	20	49	8	0	4	30	23	21	1	.390	.350
1988	Atlanta	.196	78	107	6	21	6	0	2	11	9	15	0	.308	.293
ST. LOUIS TOTALS		.298	1564	5725	736	1704	332	37	172	929	624	453	11	.459	.366
MAJOR TOTALS		.285	2456	8680	1074	2472	483	47	248	1389	694	855	21	.437	.348

DIVISION SERIES RECORD

Year	Club/Opp.	AVG	G	AB	R	H	2B	3B	HR	RBI	BB	SO	SB	SLG	OBP
1981	MIL vs. NYY	.222	5	18	1	4	1	0	1	4	2	2	0	.444	.300

LEAGUE CHAMPIONSHIP SERIES RECORD

Year	Club/Opp.	AVG	G	AB	R	H	2B	3B	HR	RBI	BB	SO	SB	SLG	OBP
1982	MIL vs. CAL	.167	5	18	3	3	0	0	0	1	1	4	0	.167	.367

WORLD SERIES RECORD


Year	Club/Opp.	AVG	G	AB	R	H	2B	3B	HR	RBI	BB	SO	SB	SLG	OBP
1982	MIL vs. STL	.174	7	23	2	4	0	0	2	3	5	3	0	.435	.321

ALL-STAR RECORD

Year	Club	AVG	G	AB	R	H	2B	3B	HR	RBI	BB	SO	SB	SLG	OBP
1972	National	SELECTED - DID NOT PLAY													
1973	National	.000	1	1	0	0	0	0	0	0	0	1	0	.000	.000
1974	National	SELECTED - DID NOT PLAY													
1977	National	.000	1	3	0	0	0	0	0	0	0	0	0	.000	.000
1978	National	.333	1	3	0	1	0	0	0	0	0	1	0	.333	.333
1979	National	SELECTED - DID NOT PLAY													
1981	American	1.000	1	1	0	1	0	0	0	1	0	0	0	1.000	1.000
1983	American	.000	1	2	0	0	0	0	0	0	0	0	0	.000	.000
A.S. TOTALS		.200	5	10	0	2	1	0	0	1	0	2	0	.200	.200



Retired Numbers

**WHITEY HERZOG**
MANAGER**24****FULL NAME:** Dorrel Norman Elvert Herzog**BORN:** November 9, 1931 at New Athens, Illinois**DIED:** April 15, 2024 at St. Louis, Missouri**YEARS WITH CARDINALS:** 1980-90**NUMBER RETIRED:** 2010

Baseball in St. Louis was reborn in the 1980s under Whitey Herzog.

A native of New Athens, Ill., in the Metro East area of St. Louis, Herzog managed the Cardinals from 1980 to 1990. He ranks third in franchise history with 822 victories – trailing only Tony La Russa (1,408) and Red Schoendienst (1,041) – and his teams won three National League pennants and the 1982 World Series.

Hand-picked by club president August Busch Jr., Herzog took over the Redbirds on June 9, 1980. Two months later, Herzog turned over his on-field managerial duties to become general manager and have more direct involvement in player personnel. He assumed the dual role of field manager and general manager in October. At the winter meetings that December, Herzog began to transform the Cardinals with three blockbuster trades involving 21 players. He envisioned a team built on speed and defense in spacious Busch Stadium.

St. Louis posted the best record in the N.L. in 1981 but finished second in the East Division in both halves of the strike-interrupted season and did not make the playoffs. Herzog relinquished his general manager duties on Opening Day of the 1982 season. The Cardinals went on to win the World Series with a thrilling seven-game victory over the Milwaukee Brewers. It marked the franchise's first championship in 15 years.

Two more pennants followed in 1985 and 1987. Meanwhile, fans flocked to Busch Stadium to watch the Cardinals' entertaining style of play that became known as "Whiteyball." In Herzog's eight full seasons as skipper, St. Louis drew at least 2.4 million spectators annually while topping the 3-million plateau for the first two times in club annals (1987 and 1989). Herzog, who valued his sterling relationship with Busch, resigned July 5, 1990, less than a year after Busch died, and did not manage again.

Before coming to St. Louis, Herzog managed the Texas Rangers (1973), California Angels (1974 on an interim basis) and Kansas City Royals (1975-79). The Royals won three straight American League West Division titles from 1976 to 1978 but fell to the New York Yankees in the League Championship Series all three times.

Herzog's lifetime managerial record was 1,281-1,125, a .532 winning percentage. His win total ranks 39th on baseball's all-time list through 2024. He was named the 1982 Major League Manager of the Year and 1985 N.L. Manager of the Year. The charismatic "White Rat" also spent time as a big league coach, farm system director and scout and briefly served as general manager of the Angels in 1993 and 1994.

Primarily an outfielder during an eight-year big-league playing career, Herzog batted .257 with 25 home runs and 172 RBI for the Washington Senators (1956-58), Kansas City Athletics (1958-60), Baltimore Orioles (1961-62) and Detroit Tigers (1963).

As a minor leaguer with the McAlester (Okla.) Rockets in 1949, Herzog was christened with the name "Whitey" by sportscaster Bill Speith for his light-colored hair.

Herzog was elected to the National Baseball Hall of Fame in 2010 by the Veterans Committee. Two days before the enshrinement ceremonies July 25, Cardinals chairman Bill DeWitt Jr. announced that Herzog's number 24 would be retired by the organization. Herzog wore No. 3 in 1980, but infielder Ken Oberkfell gave up No. 24 after the season and Herzog took it. Herzog was voted the manager on the All-Busch Stadium II team in 2005 and was an inaugural member of the Cardinals Hall of Fame in 2014.



Whitey Herzog

MANAGERIAL RECORD

Year	Club	W	L	PCT.	FINISH
1973	Texas	47	91	.341	6th
1974	California	2	2	.500	6th
1975	Kansas City	41	25	.621	2nd
1976	Kansas City	90	72	.556	1st
1977	Kansas City	102	60	.630	1st
1978	Kansas City	92	70	.568	1st
1979	Kansas City	85	77	.525	2nd
1980	St. Louis	38	35	.521	4th
1981	St. Louis	59	43	.578	1st*
1982	St. Louis	92	70	.568	1st
1983	St. Louis	79	83	.488	4th
1984	St. Louis	84	78	.519	3rd
1985	St. Louis	101	61	.623	1st
1986	St. Louis	79	82	.491	3rd
1987	St. Louis	95	67	.586	1st
1988	St. Louis	76	86	.469	5th
1989	St. Louis	86	76	.531	3rd
1990	St. Louis	33	47	.413	6th
ST. LOUIS TOTALS		822	728	.530	
MAJOR TOTALS		1281	1125	.532	


* Split season due to players' strike. Cardinals finished second in both halves but had best overall record in Eastern Division.

PROMINENT CARDINALS WHO WORE NO. 24

- Dick Groat, 1963-65
- Rick Ankiel, 2007-09
- Ken Oberkfell, 1977-80



Retired Numbers

**BRUCE SUTTER**
PITCHER**42****FULL NAME:** Howard Bruce Sutter**HEIGHT:** 6-2 **WEIGHT:** 190 **BATTED:** Right **THREW:** Right**BORN:** January 8, 1953 at Lancaster, Pennsylvania**DIED:** October 13, 2022 at Cartersville, Georgia**YEARS WITH CARDINALS:** 1981-84**NUMBER RETIRED:** 2006

Bruce Sutter was a pioneer whose journey landed him in Cooperstown.

The right-handed lights-out closer, who made the split-fingered fastball famous, was elected to the National Baseball Hall of Fame in 2006. He became the fourth reliever enshrined into baseball's hallowed ground, following Hoyt Wilhelm (1985), Rollie Fingers (1992) and Dennis Eckersley (2004). Sutter was the first player never to start a game to be selected.

Sutter pitched for the Cardinals from 1981 to 1984. Acquired from the Chicago Cubs on Dec. 9, 1980, in exchange for first baseman Leon Durham, third baseman Ken Reitz and minor-league third baseman Ty Waller, Sutter proved to be a key acquisition for general manager and manager Whitey Herzog in his transformation of the Cardinals from underachievers to World Champions.

During the strike-shortened 1981 season, Sutter saved 25 games – the most by a St. Louis pitcher since the save became an officially recognized statistic in 1969. Chants of “Bruuuuuce!” bellowed throughout Busch Stadium every time he ran in from the bullpen. Sutter recorded 36 saves in 1982 and struck out Gorman Thomas of the Milwaukee Brewers to wrap up Game 7 of the World Series.

Sutter had 45 saves in 1985 to tie the Major League record – set by Dan Quisenberry of the Kansas City Royals two years earlier – that since has been eclipsed. The Cardinals elected not to re-sign Sutter after that season, and he moved on to the Atlanta Braves. He subsequently was hampered by shoulder problems that led to his retirement following the 1988 campaign at the age of 35.

Struggling in the minor leagues with Class-A Quincy (Ill.) in 1973, Sutter learned the revolutionary split-fingered pitch from former Cardinals right-hander Fred Martin, then a Chicago minor-league pitching coach. The pitch, an offshoot of the forkball that Sutter was suited to throw because of his long fingers, aptly was described as “a fastball that winds up like a dead fish” because of its wicked forward spin.

By 1976, Sutter was in the big leagues with the Cubs. He won the 1979 N.L. Cy Young Award after amassing 37 saves and a 2.22 ERA with 110 strikeouts in 101.3 innings pitched. He was only the third reliever to be so honored, following Mark Marshall of the Los Angeles Dodgers in 1974 and Sparky Lyle of the New York Yankees in 1977.

In 12 major-league seasons, Sutter totaled 300 saves to rank third on baseball's all-time list at the time of his retirement and tied for 30th through 2024. He worked more than one inning for 188 of his rescues and surpassed 100 innings pitched in a season on five occasions, with one more year at 99. Sutter led the Senior Circuit in saves in 1979, 1980, 1981, 1982 and 1984. He was a six-time All-Star – appearing in four games and earning two wins (1978 and 1979) and two saves (1980 and 1981) while not allowing a run – and received the Rolands Relief Man Award four times.

Sutter's four-year St. Louis save total of 127 established a franchise record and now ranks fourth behind Jason Isringhausen (217), Lee Smith (160) and Todd Worrell (129). Sutter is the franchise career leader with 83 saves of four-plus outs, including 54 of two-plus innings and four of three innings. He was voted the relief pitcher on the All-Busch Stadium II team in 2005 and was an inaugural member of the Cardinals Hall of Fame in 2014.



Bruce Sutter

COMPLETE RECORD

Year	Club	W-L	ERA	G	GS	CG	SHO	SV	IP	H	R	ER	BB	SO	BA
1972	Bradenton	0-0	0.00	2	0	0	0	0	5.0	3	0	0	0	4	---
1973	Quincy	3-3	4.13	40	0	0	0	5	85.0	94	52	39	27	76	---
1974	Key West	1-5	1.35	18	1	0	0	3	40.0	26	9	6	13	50	---
	Midland	1-2	1.44	8	1	0	0	0	25.0	22	6	4	6	14	---
1975	Midland	5-7	2.15	41	0	0	0	+13	67.0	64	26	16	21	50	---
1976	Wichita	2-1	1.50	7	0	0	0	1	12.0	9	3	2	4	16	---
	Chicago (NL)	6-3	2.70	52	0	0	0	10	83.1	63	27	25	26	73	.209
1977	Chicago (NL)	7-3	1.34	62	0	0	0	31	107.1	69	21	16	23	129	.183
1978	Chicago (NL)	8-10	3.18	64	0	0	0	27	99	82	44	35	34	106	.220
1979	Chicago (NL)	6-6	2.22	62	0	0	0	*37	101.1	67	29	25	32	110	.186
1980	Chicago (NL)	5-8	2.64	60	0	0	0	*28	102.1	90	35	30	34	76	.243
1981	St. Louis	3-5	2.62	48	0	0	0	*25	82.1	64	24	24	24	57	.218
1982	St. Louis	9-8	2.90	70	0	0	0	*36	102.1	88	38	33	34	61	.235
1983	St. Louis	9-10	4.23	60	0	0	0	21	89.1	90	45	42	30	64	.262
1984	St. Louis	5-7	1.54	71	0	0	0	*45	122.2	109	26	21	23	77	.245
1985	Atlanta	7-7	4.48	58	0	0	0	23	88.1	91	46	44	29	52	.267
1986	Atlanta	2-0	4.34	16	0	0	0	3	18.2	17	9	9	9	16	.243
1987	INJURED -- DID NOT PLAY														
1988	Atlanta	1-4	4.76	38	0	0	0	14	45.1	49	26	24	11	40	.275
ST. LOUIS TOTALS		26-30	2.72	249	0	0	0	127	396.2	351	133	120	111	259	.241
MAJOR TOTALS		68-71	2.83	661	0	0	0	300	1042.1	879	370	328	309	861	.230

* Led League

+ Tied for League Lead

LEAGUE CHAMPIONSHIP SERIES RECORD

Year	Club/Opp.	W-L	ERA	G	GS	CG	SHO	SV	IP	H	R	ER	BB	SO	BA
1982	St.L. vs. ATL	1-0	0.00	2	0	0	0	1	4.1	0	0	0	0	1	.000

WORLD SERIES RECORD

Year	Club/Opp.	W-L	ERA	G	GS	CG	SHO	SV	IP	H	R	ER	BB	SO	BA
1982	St.L. vs. MIL	1-0	4.70	4	0	0	0	2	7.2	6	4	4	3	6	.207

ALL-STAR RECORD

Year	Club	W-L	ERA	G	GS	CG	SHO	SV	IP	H	R	ER	BB	SO	BA
1977	National	SELECTED -- DID NOT PLAY													
1978	National	1-0	0.00	1	0	0	0	0	1.2	0	0	0	0	2	---
1979	National	1-0	0.00	1	0	0	0	0	2.0	2	0	0	2	3	---
1980	National	0-0	0.00	1	0	0	0	1	2.0	0	0	0	1	1	---
1981	National	0-0	0.00	1	0	0	0	1	1.0	0	0	0	0	1	---
1984	National	SELECTED -- DID NOT PLAY													
A.S. TOTALS		2-0	0.00	4	0	0	0	2	6.2	2	0	0	3	7	---


PROMINENT CARDINALS WHO WORE NO. 42

- Harvey Haddix, 1952-56
- Curt Flood, 1958

Note: No. 42 was retired throughout Major League Baseball in 1997 to commemorate the 50th anniversary of Jackie Robinson breaking the big league's color barrier.



Retired Numbers

**BOB GIBSON**
PITCHER**45****FULL NAME:** Robert Gibson**HEIGHT:** 6-1 **WEIGHT:** 195 **BATTED:** Right **THREW:** Right**BORN:** November 9, 1935 at Omaha, Nebraska**DIED:** October 2, 2020 at Omaha, Nebraska**YEARS WITH CARDINALS:** 1959-75**NUMBER RETIRED:** 1975

Bob Gibson ranks as the greatest pitcher in Cardinals history. A glance at the record book supports the claim. On the franchise's career lists, the right-hander is first in wins (251), starts (482), quality starts (328), complete games (255), shutouts (56), innings pitched (3,884.1), strikeouts (3,117), 10-plus win seasons (14) and 10-plus strikeout games (74). He is second in games pitched (528) behind only Jesse Haines (554). Gibson's 2.91 ERA ranks tied for second among pitchers with a minimum of 1,500 innings and tied for sixth among pitchers with a minimum of 750 innings.

An outstanding athlete, Gibson played with the Harlem Globetrotters before arriving in St. Louis to stay in 1961. Three years later, he posted a 19-12 record with a 3.01 ERA in helping the Cardinals win the National League pennant. After losing Game 2 of the World Series to the New York Yankees, Gibson posted complete-game victories in Game 5 (5-2 in 10 innings) and Game 7 (7-5) and earned series Most Valuable Player honors.

Gibson was on his way to another banner season in 1967 when a line drive off the bat of Pittsburgh Pirates' outfielder Roberto Clemente on July 15 broke Gibson's right leg. He was sidelined 52 days but returned to pitch the N.L. pennant clincher against the Philadelphia Phillies on Sept. 18. In the Cardinals' World Series victory over the Boston Red Sox, Gibson went 3-0 with a 1.00 ERA, three complete games and 26 strikeouts to again be named series MVP.

The postseason dominance was a sign of things to come. In 1968, Gibson authored the greatest season by a pitcher in modern history. His 1.12 ERA established an all-time record for 300 or more innings. Gibson posted a 22-9 record with league-leading totals of 13 shutouts and 268 strikeouts. During one stretch, he surrendered merely two earned runs over 95 innings. Gibson was named the N.L. Cy Young Award winner and MVP. For an encore, Gibson set a record with 17 strikeouts in Game 1 of the World Series against the Detroit Tigers (a 4-0 victory). He pitched two more complete games (winning Game 4 by the score of 10-1 before losing Game 7 by a 4-1 margin) to run his streak to a record eight straight distance-going performances. Gibson totaled 35 strikeouts in the three games to establish a Fall Classic standard.

Gibson won his second Cy Young Award in 1970 on the strength of a 23-7 record and 3.12 ERA. He fired a no-hitter against Pittsburgh on Aug. 14, 1971, winning 11-0 at Three Rivers Stadium, and became the second pitcher in baseball history to record 3,000 career strikeouts July 17, 1974 (following Walter Johnson of the Washington Senators).

Accompanying his blazing fastball and pinpoint control was an intense demeanor. Gibson was a complete pitcher, socking 24 home runs and winning nine Gold Glove Awards. The nine-time N.L. All-Star was a first-ballot National Baseball Hall of Fame inductee in 1981 and an inaugural member of the St. Louis Cardinals Hall of Fame in 2014. He was selected to the Major League Baseball All-Century team in 1999 and voted the starting pitcher on the All-Busch Stadium II team in 2005. In 2015, Gibson was voted by the fans as a member of Franchise Four, joining Lou Brock, Rogers Hornsby and Stan Musial as one of the most impactful players who best represented the history of the Cardinals.

"Gibby" served as pitching coach for the New York Mets (1981) and Atlanta Braves (1982-84) and bullpen coach for St. Louis (1995). He also did some broadcasting and served as a special instructor for the Cardinals from 1996-2020.



Bob Gibson

COMPLETE RECORD

Year	Club	W-L	ERA	G	GS	CG	SHO	SV	IP	H	R	ER	BB	SO	BA
1957	Omaha	2-1	4.29	10	4	0	---	---	42.0	46	26	20	27	25	---
	Columbus	4-3	3.77	8	8	2	---	---	43.0	36	26	18	34	24	---
1958	Omaha	3-4	3.31	13	11	2	---	---	87.0	79	45	32	39	47	---
	Rochester	5-5	2.45	20	11	7	---	---	103.0	88	35	28	54	75	---
1959	Omaha	9-9	3.07	24	18	10	---	---	135.0	128	59	46	46	98	---
	St. Louis	3-5	3.33	13	9	2	1	0	75.2	77	35	28	39	48	.273
1960	Rochester	2-3	2.85	6	6	3	---	---	41.0	33	15	13	17	36	---
	St. Louis	3-6	5.61	27	12	2	0	0	86.2	97	61	54	48	69	.284
1961	St. Louis	13-12	3.24	35	27	10	2	1	211.1	186	91	76	119	166	.239
1962	St. Louis	15-13	2.85	32	30	15	+5	1	233.2	174	84	74	95	208	.204
1963	St. Louis	18-9	3.39	36	33	14	2	0	254.2	224	110	96	96	204	.233
1964	St. Louis	19-12	3.01	40	36	17	2	1	287.1	250	106	96	86	245	.232
1965	St. Louis	20-12	3.07	38	36	20	6	1	299.0	243	110	102	103	270	.222
1966	St. Louis	21-12	2.44	35	35	20	+5	0	280.1	210	90	76	78	225	.207
1967	St. Louis	13-7	2.98	24	24	10	2	0	175.1	151	62	58	40	147	.231
1968	St. Louis	22-9	*1.12	34	34	28	*13	0	304.2	198	49	38	62	*268	*.184
1969	St. Louis	20-13	2.18	35	35	*28	4	0	314.0	251	84	76	95	269	.219
1970	St. Louis	+23-7	3.12	34	34	23	3	0	294.0	262	111	102	88	274	.237
1971	St. Louis	16-13	3.04	31	31	20	+5	0	245.2	215	96	83	76	185	.232
1972	St. Louis	19-11	2.46	34	34	23	4	0	278.0	226	83	76	88	208	.224
1973	St. Louis	12-10	2.77	25	25	13	1	0	195.0	159	71	60	57	142	.224
1974	St. Louis	11-13	3.83	33	33	9	1	0	240.0	236	111	102	104	129	.259
1975	St. Louis	3-10	5.04	22	14	1	0	2	109.0	120	66	61	62	60	.287
MAJOR TOTALS		251-174	2.91	528	482	255	56	6	3884.1	3279	1420	1258	1336	3117	.228

* Led League

+ Tied for League Lead.

WORLD SERIES RECORD

Year	Club/Opp.	W-L	ERA	G	GS	CG	SHO	SV	IP	H	R	ER	BB	SO	BA
1964	St.L. vs. N.Y.	2-1	3.00	3	3	2	0	0	27.0	23	11	9	8	31	---
1967	St.L. vs. Bos.	3-0	1.00	3	3	3	1	0	27.0	14	3	3	5	26	---
1968	St.L. vs. Det.	2-1	1.67	3	3	3	1	0	27.0	18	5	5	4	35	---
W.S. TOTALS		7-2	1.89	9	9	8	2	0	81.0	55	19	17	17	92	---

ALL-STAR RECORD


Year	Club	W-L	ERA	G	GS	CG	SHO	SV	IP	H	R	ER	BB	SO	BA
1962	National	0-0	4.50	2	0	0	0	0	2.0	1	1	1	2	1	---
1965	National	0-0	0.00	1	0	0	0	1	2.0	2	0	0	1	3	---
1966	National	SELECTED, DID NOT PLAY													
1967	National	0-0	0.00	1	0	0	0	0	2.0	2	0	0	0	2	---
1968	National	SELECTED, DID NOT PLAY													
1969	National	0-0	9.00	1	0	0	0	0	1.0	2	1	1	1	2	---
1970	National	0-0	9.00	1	0	0	0	0	2.0	3	2	2	1	2	---
1972	National	0-0	0.00	1	1	0	0	0	2.0	1	0	0	0	0	---
A.S. TOTALS		0-0	3.27	7	1	0	0	1	11.0	11	4	4	5	10	---

PROMINENT CARDINALS WHO WORE NO. 45

- Von McDaniel, 1957-58



Retired Numbers



ROGERS HORNSBY

SECOND BASEMAN/MANAGER

FULL NAME: Rogers Hornsby

HEIGHT: 5-11 **WEIGHT:** 175 **BATTED:** Right **THREW:** Right

BORN: April 27, 1896 at Winters, Texas

DIED: January 5, 1963 at Chicago, Illinois

YEARS WITH CARDINALS: 1915-26, 1933

NUMBER RETIRED: 1997 (The Cardinals did not have numbers on their uniforms during Hornsby's tenure.)

Since 1900, only two players have batted .400 on three occasions – Ty Cobb and Rogers Hornsby. And only two players have won multiple Triple Crowns – Ted Williams and Hornsby.

Primarily a second baseman during his 23-year career, Hornsby batted .401 in 1922, .403 in 1925 and .424 (a modern-day record) in 1924. He is the lone player in Cardinals history to reach the coveted plateau. Hornsby led the National League in batting for six consecutive seasons from 1920 to 1925, compiling a .397 average during that span. From 1921 to 1925, his average was .402, making him the only player ever to bat .400 over a five-year period.

Arguably the greatest right-handed batter of all time, Hornsby won the Triple Crown in 1922 and 1925. The first time, he batted .401 with 42 home runs (then an N.L. record) and 152 RBI while setting club records that still stand of 141 runs, 250 hits, 450 total bases, a .756 slugging percentage and a 33-game hitting streak. The second time, Hornsby had a .403 average with 39 homers and 139 RBI en route to being named the N.L. Most Valuable Player.

"The Rajah" spent the first 12 years of his career in St. Louis, leading the league in slugging percentage seven times; total bases six times; hits, doubles and RBI four times; runs three times; triples and home runs twice; and walks once. He was well known for refusing to go to movies because he thought the "strain" of watching the screen in darkness would hinder his eyesight.

On June 1, 1925, Hornsby took over as manager of the Cardinals, replacing Branch Rickey. Hornsby continued in the dual role in 1926 and piloted the club to an 89-65 record and its first-ever World Championship, a seven-game victory over the New York Yankees. He tagged out Babe Ruth attempting to steal second base for the final out of Game 7, calling the play that clinched the 3-2 victory "the biggest thrill of my baseball career."

An outspoken individual, Hornsby at times was critical of owner Sam Breadon. Eventually, Breadon had enough, and on Dec. 26, 1926, Hornsby was traded to the New York Giants for infielder Frankie Frisch (who had had a falling out with his manager, John McGraw) and pitcher Jimmy Ring.

Hornsby subsequently played for and managed the Boston Braves (1928) and Chicago Cubs (1929-32), winning a second MVP Award in 1929, before returning to the Cardinals in 1933. His second stint, however, lasted just three months before Hornsby was released to become manager of the cross-town Browns. He remained in the Browns' dugout until midway through the 1937 season. Hornsby returned to manage the Browns for the first two months of the 1952 campaign before moving on to the Cincinnati Reds for roughly a season and a half.

On the Cardinals' career lists, Hornsby ranks first in batting average (.359); second in triples (143); third in extra-base hits (703), multi-hit games (641) and sacrifices (135); fourth in runs (1,089) and total bases (3,342); fifth in hits (2,110) and RBI (1,072); sixth in doubles (367); seventh in home runs (193); eighth in walks (660); and 10th in at-bats (5,881). His 30 career inside-the-park home runs are the most in club annals, while he is tied for third with seven grand slams behind Albert Pujols (13) and Stan Musial (9).

Hornsby, whose lifetime batting average of .358 is the highest of any right-handed batter and second only to Cobb's .366 among all players, was inducted into the National Baseball Hall of Fame in 1942. He was selected to the Major League Baseball All-Century team in 1999 and was an inaugural member of the St. Louis Cardinals Hall of Fame in 2014. In 2015, Hornsby was voted by the fans as a member of Franchise Four, joining Lou Brock, Bob Gibson and Stan Musial as one of the most impactful players who best represented the history of the Cardinals.



Rogers Hornsby

COMPLETE RECORD

Year Club	AVG	G	AB	R	H	2B	3B	HR	RBI	BB	SO	SB	SLG	OBP
1915 St. Louis (NL)	.246	18	57	5	14	2	0	0	4	2	6	0	.281	.271
1916 St. Louis (NL)	.313	139	495	63	155	17	15	6	65	40	63	17	.444	.369
1917 St. Louis (NL)	.327	145	523	86	171	24	*17	8	66	45	34	17	*.484	.385
1918 St. Louis (NL)	.281	115	416	51	117	19	11	5	60	40	43	8	.416	.349
1919 St. Louis (NL)	.318	138	512	68	163	15	9	8	71	48	41	17	.430	.384
1920 St. Louis (NL)	*.370	149	589	96	*218	*44	20	9	+94	60	50	12	*.559	*.431
1921 St. Louis (NL)	*.397	154	592	*131	*235	*44	+18	21	*126	60	48	13	*.639	*.458
1922 St. Louis (NL)	*.401	154	623	*141	*250	*46	14	*42	*152	65	50	17	*.722	*.459
1923 St. Louis (NL)	*.384	107	424	89	163	32	10	17	83	55	29	3	*.627	*.459
1924 St. Louis (NL)	*.424	143	536	+121	*227	*43	14	25	94	*89	32	5	*.696	*.507
1925 St. Louis (NL)	*.403	138	504	133	203	41	10	*39	*143	83	39	5	*.756	*.489
1926 St. Louis (NL)	.317	134	527	96	167	34	5	11	93	61	39	3	.463	.388
1927 New York (NL)	.361	155	568	+133	205	32	9	26	125	*86	38	9	.586	*.448
1928 Boston (NL)	*.387	140	486	99	188	42	7	21	94	*107	41	5	*.632	*.498
1929 Chicago (NL)	.380	156	602	*156	229	47	8	39	149	87	65	2	*.679	.459
1930 Chicago (NL)	.308	42	104	15	32	5	1	2	18	12	12	0	.433	.385
1931 Chicago (NL)	.331	100	357	64	118	37	1	16	90	56	23	1	.574	.421
1932 Chicago (NL)	.224	19	58	10	13	2	0	1	7	10	4	0	.310	.357
1933 St. Louis (NL)	.325	46	83	9	27	6	0	2	21	12	6	1	.470	.423
St. Louis (AL)	.333	11	9	2	3	1	0	1	2	2	1	0	.778	.455
1934 St. Louis (AL)	.304	24	23	2	7	2	0	1	11	7	4	0	.522	.484
1935 St. Louis (AL)	.208	10	24	1	5	3	0	0	3	3	6	0	.333	.296
1936 St. Louis (AL)	.400	2	5	1	2	0	0	0	2	1	0	0	.400	.500
1937 St. Louis (AL)	.321	20	56	7	18	3	0	1	11	7	5	0	.429	.397
ST. LOUIS TOTALS	.359	1580	5881	1089	2110	367	143	193	1072	660	480	118	.568	.427
MAJOR TOTALS	.358	2259	8173	1579	2930	541	169	301	1584	1038	679	135	.577	.434

*Led league

+Tied for League Lead

WORLD SERIES RECORD

Year Club/Opp.	AVG	G	AB	R	H	2B	3B	HR	RBI	BB	SO	SB	SLG	OBP
1926 St.L. vs. N.Y.	.250	7	28	2	7	1	0	0	4	2	2	1	---	---
1929 Chi. vs. Phi.	.238	5	21	4	5	1	1	0	1	1	8	0	---	---
W.S. TOTALS	.245	12	49	6	12	2	1	0	5	3	10	1	---	---

.400 HITTERS SINCE 1900


Year	Player	AVG
1901	Nap Lajoie, Philadelphia A's	.422
1911	Ty Cobb, Detroit Tigers	.420
1911	Joe Jackson, Chicago White Sox	.408
1912	Ty Cobb, Detroit Tigers	.410
1920	George Sisler, St. Louis Browns	.407
1922	George Sisler, St. Louis Browns	.420
1922	Rogers Hornsby, St. Louis Cardinals	.401
1922	Ty Cobb, Detroit Tigers	.401
1923	Harry Heilmann, Detroit Tigers	.403
1924	Rogers Hornsby, St. Louis Cardinals	.424
1925	Rogers Hornsby, St. Louis Cardinals	.403
1930	Bill Terry, New York Giants	.401
1941	Ted Williams, Boston Red Sox	.406

TRIPLE CROWN WINNERS SINCE 1900

Year	Player, Team	AVG	HR	RBI
1901	Nap Lajoie, PHI (AL)	.422	14	125
1909	Ty Cobb, DET	.377	9	115
1912	Heinie Zimmerman, CHI (NL)	.372	14	98
1922	Rogers Hornsby, STL (NL)	.401	42	152
1925	Rogers Hornsby, STL (NL)	.403	39	143
1933	Jimmie Foxx, PHI (AL)	.356	48	163
1933	Chuck Klein, PHI (NL)	.368	28	120
1934	Lou Gehrig, NY (AL)	.363	49	165
1937	Joe Medwick, STL (NL)	.374	31	154
1942	Ted Williams, BOS (AL)	.356	36	137
1947	Ted Williams, BOS (AL)	.343	32	114
1956	Mickey Mantle, NY (AL)	.353	52	130
1966	Frank Robinson, BAL	.316	49	122
1967	Carl Yastrzemski, BOS	.326	44	121
2012	Miguel Cabrera, DET	.330	44	139



Retired Numbers

**AUGUST A. BUSCH JR.**
PRESIDENT**85****FULL NAME:** August Anheuser Busch, Jr.**BORN:** March 28, 1899 at St. Louis, Missouri**DIED:** September 29, 1989 at St. Louis, Missouri**YEARS WITH CARDINALS:** 1953-89**NUMBER RETIRED:** 1984

August A. Busch Jr.'s reign as president of the Cardinals was marked by success on and off the field. Between 1953 and 1989, the Cardinals won three World Championships (1964, 1967 and 1982) and three additional National League pennants (1968, 1985 and 1987). They also forged the reputation of having the classiest organization in Major League Baseball.

Busch purchased the franchise from Fred Saigh on Feb. 20, 1953. Busch was president of Anheuser-Busch brewery, which benefited from the acquisition of the ball club. Although he didn't devote a tremendous amount of time to baseball-related matters early on, by the 1960s Busch had grown tired of the Cardinals routinely finishing no higher than the middle of the pack in the N.L.

After winning the 1964 World Series over the New York Yankees, Busch was instrumental in the building of Busch Stadium II. The \$26 million ballpark opened May 12, 1966, with a 4-3 victory over the Atlanta Braves in 12 innings and became the foundation of a rejuvenated downtown. In 1967, the Cardinals surpassed 2 million in home attendance for the first time in franchise history.

Busch retired as leader of the brewery in 1975, handing over control to his son, August III. The Cardinals failed to win during the 1970s, leaving Busch anxious for the ball club to return to prominence. He made arguably his best baseball decision June 8, 1980, when he hired Whitey Herzog as manager. Busch and Herzog enjoyed a sterling relationship that played a significant role in the Cardinals' renewed success. Home attendance soared, with the club drawing 3 million-plus fans in both 1987 and 1989.

Throughout his ownership of the Cardinals, "Gussie" was one of the city of St. Louis' most-popular citizens. He was a regular at home games, and on special occasions would ride around the stadium atop a Budweiser wagon pulled by a team of signature Anheuser-Busch Clydesdales.

The Cardinals retired the number 85 in Busch's honor in conjunction with his 85th birthday in 1984. He died Sept. 29, 1989, at the age of 90. August III subsequently served as chief executive until Anheuser-Busch sold the club to the current ownership group March 21, 1996. August Jr. was an inaugural member of the Cardinals Hall of Fame in 2014.



“That’s a winner!”



JACK BUCK BROADCASTER

FULL NAME: John Francis Buck

BORN: August 21, 1924 at Holyoke, Massachusetts

DIED: June 18, 2002 at St. Louis, Missouri

YEARS WITH CARDINALS: 1954-59, 1961-2001

NUMBER RETIRED: 2002

He never swung a bat or threw a pitch, yet Jack Buck ranks as one of the most popular individuals ever associated with the Cardinals – perhaps the most popular.

Buck served as the “Voice of the Cardinals” on KMOX Radio for 47 years (1954-59 and 1961-2001). He was behind the microphone for some of the franchise’s most-memorable moments: Bob Gibson’s no-hitter in 1971, Lou Brock’s 105th stolen base in 1974 and Mark McGwire’s 61st home run in 1998. And his legendary call of Ozzie Smith’s game-winning home run in Game 5 of the 1985 National League Championship Series against the Los Angeles Dodgers, when Buck told St. Louis fans to “Go crazy, folks! Go crazy,” still sends chills up Cardinals fans spines every time it is replayed.

Through it all, Buck’s signature phrase after every Cardinals victory was “That’s a winner.”

From 1954 to 1969, Buck worked alongside another legend, Harry Caray, to form what is widely regarded as the best baseball broadcast duo ever assembled. From 1972 to 2001, Buck teamed with former Cardinals third baseman Mike Shannon, and the pair became as synonymous with St. Louis baseball as Stan Musial and Bob Gibson. Beginning in 1991, Buck had the pleasure of calling games with his son, Joe, who now is the lead baseball and football announcer for FOX Sports television.

Buck received the Ford C. Frick Award from the National Baseball Hall of Fame in 1987 and was an inaugural member of the Cardinals Hall of Fame in 2014.

There was more to Buck than Cardinals baseball. He broadcast seven World Series for CBS Radio. His most-famous non-St. Louis call came in Game 1 of the 1988 Fall Classic when an injured Kirk Gibson hit a game-winning pinch-hit homer for the Dodgers against the Oakland A’s. “Unbelievable!” Buck exclaimed. “I don’t believe what I just saw.” Buck was CBS television’s lead play-by-play announcer in 1990 and 1991.

Buck enjoyed a distinguished football broadcasting career, as well. He was the radio voice of Monday Night Football for CBS from 1978 to 1995, working with Pro Football Hall of Fame coach Hank Stram. Buck called one of the most famous games ever, the 1967 Ice Bowl between the Dallas Cowboys and Green Bay Packers, for CBS television. Buck, whose total of 17 Super Bowl broadcasts is the most of any announcer, received the Pete Rozelle Award from the Pro Football Hall of Fame in 1996.

In addition, Buck announced basketball and hockey over the course of his career and worked with Chris Schenkel on the Pro Bowler’s Tour. Outside of sports, he served as the original host of “At Your Service” on KMOX, a program that essentially started the phenomenon of talk radio.

Buck’s popularity extended well beyond his trademark gravelly voice. Fans from coast to coast, but particularly those in St. Louis, knew him as a tremendously generous man who made time for everyone. He was named St. Louis’ Citizen of the Year in 2000 for his contributions to the community. Late in his life, Buck became interested in writing poetry, and he authored a piece called “For America” that he read to the crowd at Busch Stadium prior to the Cardinals’ first game following the Sept. 11, 2001, terrorist attacks. Buck passed away June 18, 2002, and some 10,000 fans attended his public memorial service at Busch Stadium.



CARDINALS ENSHRINED IN COOPERSTOWN

PLAYERS	YEAR INDUCTED	POSITION	CAREER AVG	YEARS WITH CARDINALS
Walter Alston	1983	1B	.000	1936
Jake Beckley	1971	1B	.309	1904-07
Jim Bottomley	1974	1B	.310	1922-32
Roger Bresnahan	1945	C	.279	1909-12
Lou Brock	1985	LF	.293	1964-79
Jesse Burkett	1948	LF	.342	1899-1901
Orlando Cepeda	1999	1B	.297	1966-68
Roger Connor	1976	1B	.325	1894-97
Leo Durocher	1994	SS	.247	1933-37
Frank Frisch	1947	2B	.316	1927-37
Chick Hafey	1971	LF	.317	1924-31
Rogers Hornsby	1942	2B	.358	1915-26, 33
Miller Huggins	1964	2B	.265	1910-16
Rabbitt Maranville	1954	SS	.258	1927-28
John McGraw	1937	3B	.334	1900
Joe "Ducky" Medwick	1968	LF	.324	1932-40, 47-48
Minnie Miñoso	2022	LF	.299	1962
Johnny Mize	1981	1B	.312	1936-41
Stan Musial	1969	LF	.331	1941-44, 46-63
Wilbert Robinson	1945	C	.273	1900
Scott Rolen	2023	3B	.281	2002-07
Albert "Red" Schoendienst	1989	2B	.289	1945-56, 61-63
Ted Simmons	2020	C	.285	1968-80
Enos Slaughter	1985	RF	.300	1938-42, 46-53
Ozzie Smith	2002	SS	.262	1982-96
Billy Southworth	2008	RF	.297	1926-27, 29
Joe Torre	2014	C/1B/3B	.297	1969-74
Larry Walker	2020	OF	.313	2004-05
Bobby Wallace	1953	SS	.267	1899-1901, 17-18

HISTORY

PITCHERS	YEAR INDUCTED	CAREER WINS	CAREER ERA	YEARS WITH CARDINALS
Grover Cleveland Alexander	1938	373	2.56	1926-29
Mordecai Brown	1949	239	2.06	1903
Steve Carlton	1994	329	3.22	1965-71
Jerome "Dizzy" Dean	1953	150	3.04	1930, 32-37
Dennis Eckersley	2004	197 (390 saves)	3.50	1996-97
James "Pud" Galvin	1965	361	2.87	1892
Bob Gibson	1981	251	2.91	1959-75
Burleigh Grimes	1964	270	3.52	1930-31, 33-34
Jesse Haines	1970	210	3.64	1920-37
Jim Kaat	2022	283	3.45	1980-83
Charles "Kid" Nichols	1949	361	2.94	1904-05
Lee Smith	2019	71 (478 saves)	3.03	1990-93
John Smoltz	2015	213	3.33	2009
Bruce Sutter	2006	68 (300 saves)	2.83	1981-84
Arthur "Dazzy" Vance	1955	197	3.24	1933-34
Hoyt Wilhelm	1985	143	2.52	1957
Vic Willis	1995	247	2.63	1910
Denton "Cy" Young	1937	511	2.63	1899-1900



CARDINALS ENSHRINED IN COOPERSTOWN (Continued)

MANAGERS	INDUCTED	WINS	CARDINALS
Roger Bresnahan	1945	255	1909-12
Roger Connor	1976	9	1896
Frank Frisch	1947	457	1933-38
Dorrel Norman Elvert "Whitey" Herzog	2010	822	1980-90
Rogers Hornsby	1942	153	1925-26
Miller Huggins	1964	346	1913-17
Tony La Russa	2014	1408	1996-2011
Bill McKechnie	1962	128	1928-29
Charles "Kid" Nichols	1949	94	1904-05
Branch Rickey	1967	458	1919-25
Albert "Red" Schoendienst	1989	1042	1965-76, 1980, 1990
Billy Southworth	2008	620	1929, 1940-45
Joe Torre	2014	351	1990-95


ST. LOUIS CARDINALS IN HALL OF FAME GAME

The Cardinals have played four times in the ceremonial Hall of Fame Game at Cooperstown.

1942.....Cardinals 5, Philadelphia Athletics 2	1966.....Cardinals 7, Minnesota Twins 5
1957.....Chicago White Sox 13, Cardinals 4	1983.....Cardinals 4, Baltimore Orioles 1



First baseman Orlando Cepeda inducted into the National Baseball Hall of Fame in Cooperstown, New York, July 25, 1999.



NATIONAL BASEBALL HALL OF FAME AND MUSEUM

25 Main Street, Cooperstown, New York 13326

Phone: (607) 547-7200

Public Relations: (607) 547-0215

E-mail address: info@baseballhall.org

Website: baseballhall.org

Summer Hours: Memorial Day Weekend - Labor Day Weekend: 9 a.m. to 7 p.m.

Regular Hours: 9 a.m. to 5 p.m.

Holiday Closings: Thanksgiving Day, Christmas Day, and New Year's Day.

DIRECTORY: Jane Forbes Clark (Chairman), Josh Rawitch (President), Lisa Bendino-Anderson (Vice President, Museum Affairs), Shilpa Ketharaju (Vice President Finance and Administration/Chief Financial Officer), Sean Gahagan (Vice President, Retail Merchandising & Licensing), Ken Meifert (Vice President, Sponsorship & Development), Ryan Selzner (Vice President, People and Culture)

PR CONTACTS: Jon Shestakofsky (Vice President, Communications & Content) and Craig Muder (Comm. Director)

HALL OF FAME WEEKEND 2025: July 25-28

Class of 2025: Dick Allen, Dave Parker, CC Sabathia, Ichiro Suzuki, Billy Wagner

Awards Presentation: Sat., July 26 **Induction:** Sun., July 27, 1:30 p.m. ET, Clark Sports Center

CARDINALS IN THE HALL OF FAME

A total of 55 players, managers and executives with ties to the St. Louis Cardinals organization have earned election to the National Baseball Hall of Fame, including 2025 electee Dick Allen. Seventeen of the 55 spent the majority of their careers in a Cardinals uniform, including Lou Brock, Bob Gibson, Rogers Hornsby, Joe Medwick, Johnny Mize, Stan Musial, Red Schoendienst, Enos Slaughter, Ozzie Smith and Ted Simmons. For a complete list of St. Louis Cardinals in the Hall of Fame, visit the "Hall of Famers" team pages at www.baseballhall.org.

2011 ST. LOUIS CARDINALS WORLD SERIES ARTIFACTS IN THE HALL OF FAME

- Bat used by Allen Craig to hit the go-ahead home run in Game 7.
- Jersey worn during Chris Carpenter's Game 7 win and a cap from the ace pitcher worn throughout the 2011 postseason.
- Jersey that was torn from Series MVP David Freese's back after hitting a walk-off 11th inning home run in Game 6 and Freese's bat from his game-tying ninth inning triple.
- Caps worn by longtime colleagues: manager Tony La Russa and pitching coach Dave Duncan during the World Series.
- Bat used by Lance Berkman during the World Series.



Jersey worn by
Yadier Molina on
Aug. 20, 2017.

OTHER NOTABLE CARDINALS ARTIFACTS IN COOPERSTOWN

- Cap worn by Masyn Winn at the Rickwood Field game on June 20, 2024, in Birmingham, Ala.
- Glove used by Adam Wainwright during the 2023 season, the final season of his career
- Jersey worn by Nolan Arenado on June 25, 2023, in Game 2 of London Series
- Jersey worn by Yadier Molina during game in Williamsport, Pa., on Aug. 20, 2017.
- Bat and batting gloves used by Albert Pujols to record 30th homer of 2011 on Aug. 16th, making him the first player to hit 30 or more home runs in each of his first 11 seasons.
- Jacket worn by manager Tony La Russa throughout the 2006 World Series.
- Cap worn by 2006 World Series MVP David Eckstein throughout the postseason.
- Catcher's mask worn throughout the 2006 postseason by Yadier Molina.
- Bat used by Scott Rolen in the 2006 World Series-clinching victory in Game 5.
- Spikes worn by Hall of Famer Lou Brock on Aug. 29, 1977, when he stole his 893rd base, breaking Ty Cobb's record.
- National League Most Valuable Player trophy presented to Hall of Famer Stan Musial in 1946.

A LOOK AHEAD TO 2026

Ballots for the 2026 Hall of Fame/BBWAA election will be distributed following the 2025 season with results from the voting scheduled to be announced in January 2026. A partial list of first-year candidates for election includes Ryan Braun, Edwin Encarnación, Cole Hamels and Matt Kemp. Historical information on past BBWAA elections and the election process can be accessed at www.baseballhall.org or by contacting the Hall of Fame Communications department.

CONNECT TO COOPERSTOWN

- For news from Cooperstown, visit at www.baseballhall.org. Stay up-to-date on all the activity at the Hall of Fame's official site, on Twitter @baseballhall and through social networking on Facebook, Instagram and TikTok.
- If you would like to receive interesting stories and timely news items direct from the Hall of Fame and get the inside track on the latest happenings in Cooperstown, sign up for *Inside Pitch*. There's no cost to receive our weekly electronic newsletter in your e-mail box at home or work and it's easy to enroll: Just log on to www.baseballhall.org/InsidePitch.
- If you have an interest in receiving *Around The Horn*, the Hall's monthly media newsletter, please send an e-mail to info@baseballhall.org. Be sure to include your name, name of organization and e-mail address. Or visit www.baseballhall.org/media-info.

RESEARCH ASSISTANCE

The Hall of Fame is pleased to provide assistance in baseball research and members of the media are encouraged to utilize this valuable baseball resource whenever necessary by calling the Public Relations department at (607) 547-0215, or the Library Reference desk at (607) 547-0330.




HALL OF FAME MANAGERS

A key factor in the Cardinals' consistent success has been the leadership of outstanding field managers. For proof, look no further than the franchise's 10 winningest skippers – eight of them have been inducted into the National Baseball Hall of Fame.

While it is recognized that some of the managers earned induction into baseball's ultimate shrine for their accomplishments away from St. Louis or for their playing careers, the fact remains that the Cardinals have regularly employed Cooperstown-worthy individuals.

Following is a thumbnail sketch of each of the eight Hall of Famers, listed by victories in a St. Louis uniform:



TONY LA RUSSA

1st – 1,408 wins / 1996-2011 / Hall of Fame 2014

La Russa became the winningest manager in franchise history Aug. 31, 2007, surpassing Red Schoendienst with No. 1,042. The Cardinals won the 2006 and 2011 World Series, three National League pennants and eight division titles in his 16-year tenure, the longest in franchise history. Prior to the Cardinals, La Russa managed the Chicago White Sox (1979-86) and Oakland A's (1986-95). He subsequently returned to the White Sox for the 2021 and 2022 seasons, becoming the first active Hall of Fame manager (not Hall of Fame player who became manager) in baseball annals. Over 35 seasons, La Russa amassed 2,884 victories and managed 5,387 games, ranking second in Major League Baseball history behind Connie Mack (3,731 wins and 7,755 games). La Russa is one of five managers to win the World Series with multiple teams, one of three to do so in both leagues and the only one to win multiple pennants in both leagues. La Russa's 71 post-season victories (50 with St. Louis, 19 with Oakland and two with Chicago) rank second to Joe Torre's 84 among big league skippers.



RED SCHOENDIENST

2nd – 1,041 wins / 1965-76, 1980, 1990 / Hall of Fame 1989

Schoendienst served as a coach on the Cardinals' 1964 World Championship team and was named manager when Johnny Keane resigned at the conclusion of the season. Schoendienst piloted St. Louis to a World Series victory in 1967 followed by another National League pennant in 1968 and went on to occupy the manager's office for 12 years. After a stint as coach with the Oakland A's in 1977 and 1978, Schoendienst came back to St. Louis as a coach from 1979 to 1995. He filled in as interim manager in 1980 and 1990. Previously, Schoendienst played for the Cardinals from 1945 to 1956, becoming one of the best hitting and fielding second basemen of all time, and from 1961 to 1963. A 10-time N.L. All-Star, Schoendienst socked a game-winning home run in the 14th inning of the 1950 Midsummer Classic.



WHITEY HERZOG

3rd – 822 wins / 1980-90 / Hall of Fame 2010

Baseball in St. Louis was reborn in the 1980s under Herzog. His teams won three National League pennants (1982, 1985 and 1987) and the 1982 World Series, the franchise's first championship in 15 years. Herzog took over the Redbirds on June 9, 1980, and that December, in the dual role of field manager and general manager, he began to transform the ball club with three blockbuster trades involving 21 players. Fans subsequently flocked to Busch Stadium to watch the Cardinals' entertaining style of play that became known as "Whiteyball." In Herzog's eight full seasons as skipper, St. Louis drew at least 2.4 million spectators annually while topping the 3-million plateau for the first two times in club annals (1987 and 1989). Before coming to St. Louis, Herzog managed the Texas Rangers (1973), California Angels (1974 on an interim basis) and Kansas City Royals (1975-79).



HALL OF FAME MANAGERS

BILLY SOUTHWORTH


4th – 620 wins / 1929, 1940-45 / Hall of Fame 2009



Southworth piloted Cardinals teams that won the World Series in 1942 and 1944, sandwiched around a third National League pennant in 1943. St. Louis won a franchise-best 106 games in 1942, followed by back-to-back 105-win seasons, marking the best three-year run in team annals. Furthermore, a Redbird won the N.L. Most Valuable Player Award each of those years: pitcher Mort Cooper in 1942, outfielder Stan Musial in 1943 and shortstop Marty Marion in 1944. Southworth's winning percentage of .642 tops the Cardinals' record book. After leaving St. Louis, Southworth managed the Boston Braves from 1946 to 1951, capturing the N.L. pennant in 1948. He compiled a lifetime winning percentage of .597 (1,044-704 record).

FRANKIE FRISCH

T-6th – 458 wins / 1933-38 / Hall of Fame 1947



The 1934 Cardinals – the collection of swashbuckling players dubbed the Gas House Gang – won the World Series with a roster that featured seven future Hall of Famers. The leader of the posse was Frisch, who filled the two-fold role of second baseman and manager for six seasons. The 1931 National League Most Valuable Player posted a winning record in each of his four full campaigns, recording 95 victories in 1934 and 96 the following year. Frisch, who played in the major leagues for 19 years with the New York Giants (1919-26) and Cardinals (1927-37), finished with 2,880 career hits and a .316 batting average, the highest ever for a switch-hitter. He played on two World Championship teams with each organization and was a member of the first three N.L. All-Star teams from 1933 to 1935. Frisch later managed the Pittsburgh Pirates (1940-46) and Chicago Cubs (1949-51).

BRANCH RICKEY

T-6th – 458 wins / 1919-25 / Hall of Fame 1967



Certainly, Rickey is most known for his role in Jackie Robinson breaking Major League Baseball's color barrier and for creating and sustaining the first significant farm system. But during his quarter-century as manager and vice president of the Cardinals from 1917 to 1942, Rickey transformed the once-downtrodden franchise into a bona fide winner. With Rickey as manager, St. Louis finished as high as third in the National League in 1921 and 1922, but a foundation was being laid that led to the franchise's first four World Championships (1926, 1931, 1934 and 1942) and two additional N.L. pennants (1928 and 1930). Rickey, who previously was manager of the St. Louis Browns from 1913 to 1915, went on to hold executive positions with the Brooklyn Dodgers (1943-50) and Pittsburgh Pirates (1950-55). He handpicked Robinson to become the first African American to play in the big leagues in 1947.

ST. LOUIS CARDINALS CAREER MANAGERIAL WINS

MANAGER	WINS	YEARS	HOF INDUCTION	MANAGER	WINS	YEARS	HOF INDUCTION
Tony La Russa	1,408	1996-2011	2014	Gabby Street	312	1929-33	–
Red Schoendienst	1,041	1965-76, 80, 90	1989	Eddie Stanky	260	1952-55	–
Whitey Herzog	822	1980-90	2010	Roger Bresnahan	255	1909-12	1945
Billy Southworth	620	1929, 40-45	2009	Mike Shildt	252	2018-21	–
Mike Matheny	591	2012-18	–	Oliver Marmol	247	2022-present	–
Frankie Frisch	458	1933-38	1947	Fred Hutchinson	232	1956-58	–
Branch Rickey	458	1919-25	1967	Solly Hemus	190	1959-61	–
Eddie Dyer	446	1946-50	–	Patsy Donovan	175	1901-03	–
Joe Torre	351	1990-95	2014	Ken Boyer	166	1978-80	–
Miller Huggins	346	1913-17	1964	Rogers Hornsby	153	1925-26	1942
Johnny Keane	317	1961-64	–	John McCloskey	153	1906-08	–



HALL OF FAME MANAGERS

JOE TORRE

9th – 351 wins / 1990-95 / Hall of Fame 2014



Torre was a standout catcher, first baseman and third baseman for the Cardinals from 1969 to 1974 and later manager during a time of transition. In 1971, he topped the National League with a .363 batting average and 137 RBI en route to being named Most Valuable Player. Torre batted .297 over the course of his 18-year career. Following managerial stints with the New York Mets (1977-81) and Atlanta Braves (1982-84), Torre returned to St. Louis to replace Whitey Herzog. He piloted the Cardinals to three winning seasons, including a second-place finish in the N.L. East Division in 1991. Toward the end of his tenure, Anheuser-Busch made plans to sell the franchise, and Torre moved on to the New York Yankees (1996-2007). His Bronx teams made the playoffs in each of his 12 seasons and won four World Series: 1996, 1998, 1999 and 2000. Torre subsequently managed the Los Angeles Dodgers (2008-10). His 84 postseason victories are the most all time.

MILLER HUGGINS

10th – 346 wins / 1913-17 / Hall of Fame 1964



Like Joe Torre, Huggins enjoyed his ultimate success as manager of the New York Yankees. A second baseman for the Cardinals from 1910 to 1916, Huggins took on managerial duties as well in 1913. The following year, St. Louis wound up in third place in the National League with an 81-72 record, its best finish since 1891. Huggins went on to manage the Yankees from 1918 to 1929, winning the franchise's first World Series in 1923. Under Huggins, New York won six American League pennants and two additional World Championships (1927 and 1928) with their Murderer's Row lineup that included Babe Ruth and Lou Gehrig. It was Huggins who inserted Gehrig into the starting lineup on June 2, 1925, beginning his streak of 2,130 consecutive games played.



The two non-Hall of Famers on the Cardinals' top 10 wins list are Mike Matheny and Eddie Dyer.

In six-plus seasons from 2012 to 2018, Matheny amassed 591 wins to rank fifth. He became the first manager in Major League Baseball history to take teams to the postseason in each of his first four full campaigns. The Cardinals won three consecutive National League Central Division championships from 2013 to 2015 and captured the N.L. pennant in 2013.



Dyer ranks eighth with 446 wins after piloting the Cardinals from 1946 to 1950. His .578 winning percentage is topped only by Billy Southworth among St. Louis managers at the helm for more than two seasons. Dyer's first team, which welcomed back players who served in World War II, captured the franchise's third World Championship in five seasons, and each of his next three squads finished second in the N.L. Dyer did not manage again after leaving the Redbirds.

Five other individuals who served as manager of the Cardinals are Hall of Famers: Roger Bresnahan (1909-12), Roger Connor (1896), Rogers Hornsby (1925-26), Bill McKechnie (1928-29) and Kid Nichols (1904-05).



ST. LOUIS CARDINALS HALL OF FAME

The Cardinals Hall of Fame was established in 2014 to honor those individuals who have had a significant impact on the franchise.

Twenty-two individuals were automatically selected for the Hall of Fame in conjunction with its formation. Members of the inaugural class included those Cardinals enshrined in the National Baseball Hall of Fame, primarily as members of the Cardinals organization, and those individuals whose numbers were retired by the franchise.

The Hall of Fame currently consists of 55 members.

To be eligible for induction, an individual must have played for the Cardinals for at least three seasons and have been retired from Major League Baseball for at least three years. Eligible players are divided into two categories – modern players and veteran players. A veteran is a player who retired more than 40 years prior to the induction year.

Modern players are selected for induction by a fan vote on Cardinals.com. Veteran players are selected for induction by a Red Ribbon Committee of experts. From time to time, the Cardinals organization may opt to induct an individual who was an important figure in Cardinals history, such as a coach, broadcaster or member of the front office.

Each member of the Cardinals Hall of Fame is permanently recognized in the Hall of Fame Gallery presented by Edward Jones, located on the second floor of Cardinals Nation, just outside the entrance to the Cardinals Museum. The Hall of Fame Gallery is free and open to the public.



The 11th induction class of the St. Louis Cardinals Hall of Fame included infielder Whitey Kurowski (1941-49), right-handed pitcher Matt Morris (1997-2005), and pitching coach Dave Duncan (1996-2011), Saturday, September 7, 2024.



PLAYERS	POSITION	INDUCTED CARDS HOF	INDUCTED NATIONAL HOF	NUMBER RETIRED	YEARS WITH CARDINALS
Jim Bottomley	1B	2014	1974		1922-32
Ken Boyer	3B/Manager	2014		14	1955-65, 78-80
Sam Breadon	Owner/President	2016			1920-47
Harry Brecheen	LHP	2018			1940, 43-52
Lou Brock	OF	2014	1985	20	1964-79
Jack Buck	Broadcaster	2014		Yes	1954-59, 61-2001
August A. Busch Jr.	Owner/President	2014		85	1953-89
Chris Carpenter	RHP	2016			2004-12
Vince Coleman	OF	2018			1985-90
Charles Comiskey	1B/Manager	2022	1939		1882-89, 91
Mort Cooper	RHP	2019			1938-45
Dizzy Dean	RHP	2014	1953	17	1930, 32-37
Dave Duncan	Coach	2024			1996-2011
Jim Edmonds	OF	2014			2000-07
Curt Flood	OF	2015			1958-69
Bob Forsch	RHP	2015			1974-88
Frankie Frisch	2B/Manager	2014	1947		1927-38
Bob Gibson	RHP	2014	1981	45	1959-75
Chick Hafey	OF	2014	1971		1924-31
Jesse Haines	RHP	2014	1970		1920-37
Keith Hernandez	1B	2021			1974-83
Tom Herr	2B	2020			1979-88
Whitey Herzog	Manager	2014	2010	24	1980-90
Matt Holliday	OF	2022			2009-16
Rogers Hornsby	2B/Manager	2014	1942	Yes	1915-26, 33
Jason Isringhausen	RHP	2019			2002-08
Julian Javier	2B	2022			1960-71
George Kissell	Coach/Instructor	2015			1940-42, 46-2008
Whitey Kurowski	3B	2024			1941-49
Max Lanier	LHP	2023			1938-46, 49-51
Ray Lankford	OF	2018			1990-2001, 04
Tony La Russa	Manager	2014	2014	10	1996-2011
Marty Marion	SS/Manager	2014			1940-50, 51
Pepper Martin	OF	2017			1928, 30-40, 44
Tim McCarver	C	2017			1959-61, 63-69, 73-74
Willie McGee	OF	2014			1982-90, 96-99
Mark McGwire	1B	2017			1997-2001
Joe Medwick	OF	2014	1968		1932-40, 47-48
Johnny Mize	1B	2014	1981		1936-41
Terry Moore	OF	2016			1935-42, 46-48
Matt Morris	RHP	2024			1997-2005
Stan Musial	OF/1B	2014	1969	6	1941-44, 46-63
José Oquendo	INF/Coach/Instructor	2023			1986-95, 97-2015, 17-present
Branch Rickey	Executive/Manager	2014	1967		1917-42
Scott Rolen	3B	2019	2023		2002-07
Red Schoendienst	2B/Manager	2014	1989	2	1945-56, 61-63, 65-76, 80, 90
Mike Shannon	3B/OF/Broadcaster	2014			1962-70, 72-2021
Ted Simmons	C	2015	2020	23	1968-80
Enos Slaughter	OF	2014	1985	9	1938-42, 46-53
Ozzie Smith	SS	2014	2002	1	1982-96
Billy Southworth	OF/Manager	2014	2008		1926-27, 29, 40-45
Bruce Sutter	RHP	2014	2006	42	1981-84
Joe Torre	C/1B/3B/Manager	2016	2014		1969-74, 90-95
John Tudor	LHP	2020			1985-88, 90
Bill White	1B	2020			1959-65, 69



CARDINALS ALL-TIME PLAYER ROSTER

Includes all players who have participated in one or more official National League games with the Cardinals starting with the 1892 season and including the 2024 season. Fifteen new players were added from 2024 to bring the total number of players to 2,098. Left-handed pitcher Génesis Cabrera became the 2,000th Cardinal when he made his Cardinals/Major League debut on May 29, 2019.

A

Ody Abbott 1910
Ted Abernathy 1970
Juan Acevedo 1998-99
Babe Adams 1906
Buster Adams 1939, 43,
..... 45-46
Joe Adams 1902
Matt Adams 2012-18
Sparky Adams 1930-33
Jim Adduci 1983
Henry Adkinson 1895
Tommy Agee 1973
Juan Agosto 1991-92
Eddie Ainsmith 1921-23
Gibson Alba 1988
Cy Alberts 1910
Sandy Alcántara 2017
Grover Alexander 1926-29
Luis Alícea 1988, 91-94, 96
Ethan Allen 1933
Neil Allen 1983-85
Richie Allen 1970
Ron Allen 1972
Matty Alou 1971-73
Tom Alston 1954-57
Walter Alston 1936
George Altman 1963
Luis Alvarado 1974, 76
Brant Alyea 1972
Ruben Amaro 1958
Red Ames 1915-19
Bryan Anderson 2010, 12
Craig Anderson 1961
Dwain Anderson 1972-73
Ferrell Anderson 1953
George Anderson 1918
John Anderson 1962
Marlon Anderson 2004
Mike Anderson 1976-77
John Andrews 1973
Nate Andrews 1937, 39
Joaquin Andujar 1981-85
Pat Ankenman 1936
Rick Ankiel 1999-2001,
..... 04, 07-09
Dean Anna 2015
John Antonelli 1944-45
Nolan Arenado 2021-24
Shawn Armstrong 2024
Harry Arndt 1905-07
Scott Arnold 1988
Rene Aroch 1993-95
Randy Arozarena 2019
Luis Arroyo 1955
Rudy Arroyo 1971
Bryan Augenstein 2011
Dennis Aust 1965-66

John Axford 2013
Benny Ayala 1977
Manny Aybar 1997-99

B

Les Backman 1909-10
Harrison Bader 2017-22
Bill Bailey 1921-22
Cory Bailey 1995-96
Doug Bair 1981-83, 85
Doug Baird 1917-19
Dave Bakenhaster 1964
Bill Baker 1948-49
Luken Baker 2023-24
Steve Baker 1983
O. F. Baldwin 1908
Art Ball 1894
Jimmy Bannon 1893
Jap Barbeau 1909-10
Brian Barber 1995-96
George Barclay 1902-04
Brian Barden 2007-09
Ray Bare 1972, 74
Clyde Barfoot 1922-23
Greg Bargar 1986
Mike Barlow 1975
Frank Barnes 1957-58, 60
Jacob Barnes 2023
Skeeter Barnes 1987
John Barnett 1907
Steven Baron 2018
Tres Barrera 2023
Frank Barrett 1939
Red Barrett 1945-46
Shad Barry 1906-08
Brian Barton 2008
Dave Batosch 1945
Rich Batchelor 1993, 96-97
Frank Bates 1899
Miguel Batista 2011
Allen Battle 1995
Ed Bauta 1960-63
Jose Bautista 1997
John Baxter 1907
Johnny Beall 1918
Ralph Beard 1954
Jim Beauchamp 1963, 70-71
Johnny Beazley 1941-42, 46
Zinn Beck 1913-16
Jake Beckley 1904-07
Bill Beckmann 1942
Fred Beebe 1906-09
Ed Beecher 1897
Clarence Beers 1948
Matt Belisle 2015
David Bell 1995-98
Hi Bell 1924, 26-27, 29-30
Les Bel 1923-27

Ronnie Belliard 2006
Carlos Beltrán 012-13
Rigo Beltran 1997
Alan Benes 1995-97,
..... 1999-2001
Andy Benes 1996-97,
..... 2000-02
Joe Benes 1931
Gary Bennett 2006-07
Pug Bennett 1906-07
Vern Benson 1951-53
Sid Benton 1922
Jeff Berblinger 1997
Augie Bergamo 1944-45
Lance Berkman 2011-12
Jack Berly 1924
Joe Bernard 1909
Frank Bertaina 1970
Harry Berte 1903
Bob Beschler 1915-17
Frank Betcher 1910
Hal Betts 1903
Bruno Betzel 1914-18
Jim Bibby 1972-73
Ed Biecher 1897
Lou Bierbauer 1897-98
Larry Bigbie 2006
Steve Bilko 1949-54
Dick Billings 1974-75
Frank Bird 1892
Ray Blades 1922-28, 30-32
Harry Blake 1899
Sheriff Blake 1937
Coonie Blank 1909
Don Blasingame 1955-59
Johnny Blatnik 1950
Buddy Blattner 1942
Bob Blaylock 1956, 59
Gary Blaylock 1959
Michael Blazek 2013
John Bliss 1908-12
Clyde Bloomfield 1963
Charlie Boardman 1915
Joe Boever 1985-86
Mitchell Boggs 2008-13
Sammy Bohn 1916
Dick Bokelmann 1951-53
Bill Bolden 1919
Don Bollweg 1950-51
Bobby Bonds 1980
Bobby Bonilla 2001
Frank Bonner 1895
Rod Booker 1987-89
Pedro Borbon 1980
Pedro Borbon, Jr. 2003
Frenchy Bordagaray 1937-38
Pat Borders 1996
Rick Bosetti 1977

Ricky Bottalico 1999
Kent Bottenfield 1998-99
Jim Bottomley 1922-32
Peter Bourjos 2014-15
Bob Bowman 1939-40
Matt Bowman 2016-18
Blaine Boyer 2009
Cloyd Boyer 1949-52
Ken Boyer 1955-65
Buddy Bradford 1975
Terry Bradshaw 1995-96
Darren Bragg 1999
Dave Brain 1903-05
Harvey Branch 1962
Jackie Brandt 1956
Jeff Brantley 1998
Russell Branyan 2007
Roy Brashear 1902
Joe Bratcher 1924
Steve Braun 1981-85
Al Brazle 1943, 46-54
John Brebbia 2017-20
Harry Brecheen 1940, 43-52
Ted Breitenstein 1892-96,
..... 1901
Herb Bremer 1937-39
Roger Bresnahan 1909-12
Rube Bressler 1932
Ed Bressoud 1967
Rod Brewer 1990-93
Marshall Bridges 1959-60
Rocky Bridges 1960
Grant Briggs 1892
Nelson Briles 1965-70
Ed Brinkman 1975
John Brock 1917-18
Lou Brock 1964-79
Steve Brodie 1892-93
Ernie Broglio 1959-64
Herman Bronkie 1918
Aaron Brooks 2022
Jim Brosnan 1958-59
Tony Brotten 1916, 18
Andrew Brown 2011
Buster Brown 1905-07
Jim Brown 1915
Jimmy Brown 1937-43
Three Finger Brown 1903
Tom Brown 1895
Willard Brown 1894
Byron Browne 1969
Barret Browning 2012
Cal Browning 1960
Pete Browning 1894
Jonathan Broxton 2015-17
Glenn Brummer 1981-84
Tom Brunansky 1988-90
George Brunet 1971



CARDINALS ALL-TIME PLAYER ROSTER (continued)

Justin Brunette2000
 Tom Bruno 1978-79
 Ron Bryant1975
 Johnny Bucha 1948, 50
 Jerry Buchek 1961, 63-66
 Jim Bucher1938
 Gary Buckels1994
 Dick Buckley 1892-94
 Fritz Buelow 1899-1900
 Nels Burbrink1955
 Al Burch 1906-07
 Bob Burda1962, 71
 Lew Burdette 1963-64
 Tom Burgess1954
 Sandy Burk 1912-13
 Jimmy Burke .. 1899, 1903-05
 Leo Burke1963
 Jesse Burkett 1899-1901
 Ken Burkhart 1945-48
 Alec Burleson 2022-24
 Ed Burns1912
 Farmer Burns1901
 Todd Burns1993
 Ray Burris1986
 Ellis Burton1958, 60
 Mike Busby 1996-99
 Guy Bush1938
 Ray Busse1973
 Art Butler 1914-16
 John Butler1904
 Johnny Butler1929
 Keith Butler 2013-14
 Bud Byerly 1943-45
 Bill Byers1904
 Bobby Byrne 1907-09

C

Al Cabrera1913
 Génesis Cabrera2019-23
 Miguel Cairo 2001-03, 07
 Kiko Calero2003-04
 John Calhoun1902
 Carmen Cali 2004-05
 Jim Callahan1898
 Wes Callahan1913
 Ernie Camacho1990
 Harry Camnitz1911
 Llewellyn Camp1892
 Bill Campbell1985
 Billy Campbell1905
 Dave Campbell1973
 Jim Campbell1970
 Sal Campisi 1969-70
 Chris Cannizzaro 1960-61
 Ozzie Canseco1992-93
 Conner Capel2022
 Doug Capilla 1976-77
 Ramon Caraballo1995
 Bernie Carbo...1972-73, 79-80
 Jose Cardenal 1970-71
 Tex Carleton 1932-34
 Dylan Carlson2020-24

Steve Carlton 1965-71
 Duke Carmel 1959-60, 63
 Chris Carpenter 2004-13
 Cris Carpenter 1988-92
 Hick Carpenter1892
 Matt Carpenter ... 2011-21, 24
 Chuck Carr1992
 Clay Carroll1977
 Cliff Carroll1892
 Kid Carsey 1897-98
 Bob Caruthers1892
 Pete Castiglione 1953-54
 Alberto Castillo1999
 Troy Cate2007
 Danny Cater1975
 Ted Cather 1912-14
 Andy Cavazos2007
 Brett Cecil 2017-18
 Cesar Cedeno1985
 Roger Cedeno 2004-05
 Orlando Cepeda 1966-68
 Adron Chambers2011-13
 Bill Chambers1910
 Cliff Chambers 1951-53
 John Chambers1937
 Charlie Chant1976
 Chappy Charles 1908-09
 Tom Cheney1957, 59
 Cupid Childs1899
 Pete Childs1901
 Nels Chittum1958
 Bob Chlupsa 1970-71
 Randy Choate 2013-15
 Jason Christiansen .. 2000-01
 Larry Cifaffone1951
 Al Cicotte1961
 Gino Cimoli1959
 Frank Cimorelli1994
 Steve Cishek2015
 Ralph Citarella 1983-84
 Stubby Clapp2001
 Doug Clarey1976
 Danny Clark1927
 Jack Clark 1985-87
 Jim Clark 1911-12
 Mark Clark 1991-92
 Mike Clark 1952-53
 Phil Clark 1958-59
 Will Clark2000
 Josh Clarke1905
 Stan Clarke1990
 Dad Clarkson 1893-95
 Royce Clayton1996-98
 Doug Clemens 1960-64
 Jack Clements1898
 Lance Clemons1972
 Verne Clemons 1919-24
 Donn Clendenon1972
 Maikel Cleto 2011-13
 Reggie Cleveland 1969-73
 Tony Cloninger1972
 Ed Clough 1924-26

Dick Cole1951
 John Coleman1895
 Percy Coleman1897
 Vince Coleman 1985-90
 Darnell Coles1995
 Bill Collins1892
 Dave Collins1990
 Phil Collins1935
 Ripper Collins 1931-36
 Jackie Collum 1951-53, 56
 Bob Coluccio1978
 Joe Connor1895
 Roger Connor 1894-97
 Tim Conroy 1986-87
 Willson Contreras 2023-24
 Ed Conwell1911
 Mike Coolbaugh2002
 Scott Coolbaugh1994
 Duff Cooley 1893-96
 Jimmy Cooney 1924-25
 Tim Cooney2015
 Mort Cooper 1938-45
 Scott Cooper1995
 Walker Cooper 1940-45,
 56-57
 Mays Copeland1935
 Roy Corbett1904
 Joe Corhan1916
 Rheel Cormier 1991-1994
 Pat Corrales1966
 Frank Corridon1910
 Jim Cosman 1966-67
 John Costello 1988-90
 Tom Coulter1969
 John Coveney1903
 Bill Cox1936
 Danny Cox 1983-88
 Estel Crabtree 1933, 41-42
 Allen Craig 2010-14
 Roger Craig1964
 Doc Crandall1913
 Brandon Crawford2024
 Forrest Crawford 1906-07
 Glenn Crawford1945
 Pat Crawford 1933-34
 Willie Crawford1976
 Doug Creek1995
 Jack Creel1945
 Bernie Cregier1947
 Creepy Crespi 1938-42
 Lou Criger 1899-1900
 Jack Crimian 1951-52
 Nabil Crismatt2020
 Tripp Cromer 1993-95
 John Crooks 1892-93, 98
 Ed Crosby 1970, 72-73
 Jeff Cross 1942, 46-48
 Lave Cross 1898-1900
 Monte Cross 1896-97
 Bill Crouch1941, 45
 Rick Croushore 1998-99
 George Crowe 1959-61

Mike Crudale 2002-03
 Walton Cruise 1914, 16-19
 Gene Crumling1945
 Cirilo Cruz1973
 Hector Cruz 1973, 75-77
 Ivan Cruz2002
 Jesús Cruz2020
 Jose Cruz 1970-74
 Tony Cruz 2011-15
 Mike Cuellar1964
 George Culver1970
 John Cumberland1972
 Joe Cunningham1954,
 56-61
 Ray Cunningham 1931-32
 Nig Cuppy1899
 Clarence Currie 1902-03
 Murphy Currie1916
 Jermaine Curtis 2013
 John Curtis 1974-76

D

John D'Acquisto1977
 Gene Dale 1911-12
 Jack Damaska1963
 Pete Daniels1898
 Rolla Daringer 1914-15
 Alvin Dark 1956-58
 Vic Davallilo1969-70
 Jerry Davanon1969, 70,
 74, 77
 Curt Davis 1938-40
 Eric Davis 1999-2000
 Jim Davis1957
 Kiddo Davis1934
 Ron Davis1968
 Spud Davis 1928, 34-36
 Willie Davis1975
 Bill Dawley1987
 Boots Day1969
 Pea Ridge Day 1924-25
 Ken Dayley 1984-90
 Cot Deal 1950, 54
 Austin Dean2020-21
 Dizzy Dean 1930, 32-37
 Paul Dean 1934-39
 Doug DeCinces1987
 George Decker1898
 Tony DeFate1917
 Rube DeGross 1905-06
 Mike DeJean2003
 Ivan DeJesus1985
 Paul DeJong 2017-23
 Joe Delahanty 1907-09
 Bill DeLancey1932,
 34-35, 40
 Art Delaney1924
 Jose DeLeon 1988-92
 Luis DeLeon1981
 Wilson Delgado 2002-03
 Bobby Del Greco1956
 Eddie Delker 1929, 31-32



CARDINALS ALL-TIME PLAYER ROSTER (continued)

Wheezer Dell.....1912
 Rich DeLucia.....1995
 Ben DeLuzio.....2022
 Frank Demaree.....1943
 Lee DeMontreville.....1903
 Don Dennis.....1965-66
 John Denny.....1974-79
 Paul Deringer.....1931-33
 Mark DeRosa.....2009
 Russ Derry.....1949
 Daniel Descalso.....2010-14
 Joe DeSa.....1990
 Delino DeShields.....1997-98
 Aledmys Diaz.....2016-17
 Einar Diaz.....2005
 Leo Dickerman.....1924-25
 Corey Dickerson.....2022
 Brandon Dickson 2011-12, 21
 Murry Dickson.....1939-40,
42-43, 46-48, 56-57
 Chuck Diering.....1947-51
 Larry Dierker.....1977
 Mike DiFelice.....1996-97, 2002
 Pat Dillard.....1900
 Pickles Dillhoefer.....1919-21
 Mike Dimmel.....1979
 Frank DiPino.....1989-90, 92
 Dutch Distel.....1918
 Steve Dixon.....1993-94
 Bill Doak.....1913-24, 29
 George Dockins.....1945
 Cozy Dolan.....1914-15
 John Dolan.....1893
 Red Donahue.....1895-97
 She Donahue.....1904
 Mike Donlin.....1899-1900
 Blix Donnelly.....1944-46
 Jim Donnelly.....1898
 Brendan Donovan.....2022-24
 Patsy Donovan.....1900-03
 Octavio Dotel.....2011
 Klondike Douglas.....1896-97
 Taylor Douthitt.....1923-31
 Dennis Dove.....2007
 Tommy Dowd.....1893-98
 Dave Dowling.....1964
 Carl Doyle.....1940
 Jeff Doyle.....1983
 Moe Drabowsky.....1971-72
 Lee Dressen.....1914
 Rob Dressler.....1978
 J.D. Drew.....1998-2003
 Dan Driessen.....1987
 Carl Druhot.....1906-07
 Matt Duff.....2002
 Zach Duke.....2016-17
 Bob DuLiba.....1959-60, 62
 Chris Duncan.....2005-09
 Taylor Duncan.....1977
 Wiley Dunham.....1902
 Grant Dunlap.....1953
 John Dunleavy.....1903-05

Shawon Dunston.....1999, 2000
 Don Durham.....1972
 Joe Durham.....1959
 Leon Durham.....1980, 89
 Leo Durocher.....1933-37
 Erv Dusak.....1941-42, 46-51
 Frank Dwyer.....1892
 Jim Dwyer.....1973-75, 77-78
 Eddie Dyer.....1922-27

E

Bill Earley.....1986
 George Earnshaw.....1936
 Ed Easley.....2015
 Jack Easton.....1892
 Rawly Eastwick.....1977
 Johnny Echols.....1939
 Dennis Eckersley.....1996-97
 Al Eckert.....1935
 David Eckstein.....2005-07
 Joe Edelen.....1981
 Tommy Edman.....2019-23
 Jim Edmonds.....2000-07
 Johnny Edwards.....1968
 Wish Egan.....1905-06
 Red Ehret.....1895
 Cal Eldred.....2003-05
 Seth Elledge.....2020-21
 Harry Elliott.....1953, 55
 Jim Ellis.....1969
 Mark Ellis.....2014
 Rube Ellis.....1909-12
 Bones Ely.....1893-95
 Juan Encarnacion.....2006-08
 Bill Endicott.....1946
 Del Ennis.....1957-58
 Charlie Enwright.....1909
 Hal Epps.....1938, 40
 Eddie Erault.....1953
 Duke Esper.....1897-98
 Brian Esposito.....2007
 Chuck Essegian.....1959
 LeRoy Evans.....1897
 Steve Evans.....1909-13
 Bryan Eversgerd.....1994, 98
 Bob Ewing.....1912
 Reuben Ewing.....1921

F

Fred Fagin.....1895
 Ron Fairly.....1975-76
 Pete Falcone.....1976-78
 Brian Falkenberg.....2006-07
 George Fallon.....1943-45
 Harry Fanok.....1963-64
 Doc Farrell.....1930
 John Farrell.....1902-05
 Jeff Fassero.....2002-03
 Jack Fascholz.....1953
 Erick Fedde.....2024
 Pedro Feliz.....2010
 Bobby Fenwick.....1973

Joe Ferguson.....1976
 José Fermín.....2023-24
 Junior Fernandez.....2019-22
 Ryan Fernandez.....2024
 Don Ferrarese.....1962
 Neil Fiala.....1981
 Chuckie Fick.....2012
 Bien Figueroa.....1992
 Chuck Finley.....2002
 Mike Fiore.....1972
 Sam Fisburn.....1919
 Bob Fisher.....1918-19
 Chauncey Fisher.....1901
 Eddie Fisher.....1973
 Showboat Fisher.....1930
 Mike Fitzgerald.....1988
 Max Flack.....1922-25
 Tom Flanagan.....1958
 Jack Flaherty.....2017-23
 Curt Flood.....1958-69
 Tim Flood.....1899
 Bernardo Flores, Jr.2021
 Randy Flores.....2004-08
 Ben Flowers.....1955-56
 Jake Flowers.....1923, 26,
31-32
 Rich Folkers.....1972-74
 Curt Ford.....1985-88
 Hod Ford.....1932
 Eric Fornataro.....2014
 Bob Forsch.....1974-88
 Tony Fossas.....1995-97
 Alan Foster.....1973-74
 Jack Fournier.....1920-22
 Dexter Fowler.....2017-20
 Jesse Fowler.....1924
 Earl Francis.....1965
 Tito Francona.....1965-66
 Charlie Frank.....1893-94
 Fred Frankhouse.....1927-30
 Micah Franklin.....1997
 Ryan Franklin.....2007-11
 Herman Franks.....1939
 John Frascatore.....1994-95,
97-98
 Willie Fraser.....1991
 George Frazier.....1978-80
 Joe Frazier.....1954-56
 Roger Freed.....1977-79
 Sam Freeman.....2012-14
 David Freese.....2009-13
 Gene Freese.....1958
 Howard Freigau.....1922-25
 Benny Frey.....1932
 Frankie Frisch.....1927-37
 Danny Frisella.....1976
 Art Fromme.....1906-08
 Eric Fryer.....2016-17
 Brian Fuentes.....2012
 John Fulgham.....1979-80
 Chick Fullis.....1934, 36
 Rafael Furcal.....2011-13

Les Fusselman.....1952-53

G

Gary Gaetti.....1996-98
 Phil Gagliano.....1963-70
 Del Gainer.....1922
 Fred Gaiser.....1908
 Andres Galarrraga.....1992
 John Gall.....2005-06
 Mike Gallego.....1996-97
 Giovanny Gallegos.....2018-24
 Bad News Galloway.....1912
 Pud Galvin.....1892
 Bill Gannon.....1898
 John Gant.....2017-21
 Ron Gant.....1996-98
 Joe Garagiola.....1946-51
 Adolis Garcia.....2018
 Greg Garcia.....2014-18
 Jaime García.....2008, 10-16
 Tim Garcia.....2021
 Danny Gardella.....1950
 Glenn Gardner.....1945
 Art Garibaldi.....1936
 Mike Garman.....1974-75
 Debs Garms.....1943-45
 Wayne Garrett.....1978
 John Gast.....2013
 Rich Gedman.....1991-92
 Charley Gelbert.....1929-32,
35-36
 Frank Genins.....1892
 Al Gettel.....1955
 Charlie Getzein.....1892
 Rube Geyer.....1910-13
 Ray Giannelli.....1995
 Bob Gibson.....1959-75
 Kyle Gibson.....2024
 Billy Gilbert.....1908-09
 Shawn Gilbert.....1998
 George Gilham.....1920-21
 Frank Gilhooley.....1911-12
 Bernard Gilkey.....1990-95
 Carden Gillenwater.....1940
 George Gillpatrick.....1898
 Hal Gilson.....1968
 Joe Girardi.....2003
 Dave Giusti.....1969
 Jack Glasscock.....1892-93
 Troy Glaus.....2008-09
 Tommy Glaviano.....1949-52
 Kid Gleason.....1892-94
 Bob Glenn.....1920
 Harry Glenn.....1915
 John Glenn.....1960
 Danny Godby.....1974
 Roy Golden.....1910-11
 Paul Goldschmidt.....2019-24
 Hal Goldsmith.....1929
 Austin Gomber.....2018, 20
 Marco Gonzales.....2014-15, 17
 Jose Gonzalez.....1984



CARDINALS ALL-TIME PLAYER ROSTER (continued)

Adam Johnson1918	George Kernek..... 1965-66	Steve Lake 1986-881962
Alex Johnson..... 1966-67	Don Kessinger..... 1976-77	Bud Lally..... 1897	Whitey Lockman1956
Billy Johnson..... 1951-53	Dean Kiekhefer.....2016	Jack Lamabe.....1967	Bill Lohrman1942
Bob Johnson..... 1969	Darryl Kile..... 2000-02	Fred Lamline1915	Kyle Lohse 2008-12
Dan Johnson.....2015	Paul Kilgus1993	Tom Lampkin 1997-98	Jeoff Long..... 1963-64
Darrell Johnson.....1960	Kwang Hyun Kim 2020-21	Les Lancaster..... 1993	Tommy Long 1915-17
Jerry Johnson.....1970	Newt Kimball.....1940	Hobie Landrith..... 1957-58	Braden Looper1998,
Ken Johnson..... 1947-50	Hal Kime.....1920	Don Landrum 1960-622006-08
Lance Johnson.....1987	Wally Kimmick.....1919	Tito Landrum..... 1980-87	Art Lopatka 1945
Mark Johnson.....2008	Ellis Kinder1956	Don Lang.....1948	Aurelio Lopez1978
Rob Johnson.....2013	Charlie King.....1959	Max Lanier 1938-46, 49-51	Felipe López.....2008, 10
Si Johnson 1936-38	Curtis King..... 1997-99	Ray Lankford.. 1990-2001, 04	Irving Lopez.....2023
Syl Johnson..... 1926-33	Jim King.....1957	Paul LaPalme 1955-56	Joe Lotz.....1916
Tyler Johnson..... 2005-08	John King..... 2023-24	Dave LaPoint..... 1981-84, 87	Ryan Lutos.....2024
Cowboy Jones 1899-1901	Lynn King 1935-36, 39	Ralph LaPointe.....1948	Lynn Lovenguth1957
Gordon Jones..... 1954-56	Ray King..... 2004-05	Bob Larmore1918	John Lovett.....1903
Howie Jones..... 1921	Walt Kinlock1895	Jason LaRue..... 2008-10	Grover Lowdermilk...1909, 11
Nippy Jones..... 1946-51	Josh Kinney..... 2006-09	Lyn Lary.....1939	Lou Lowdermilk..... 1911-12
Red Jones1940	Tom Kinslow.....1898	Don Lassetter1957	Sean Lowe 1997-98
Sam Jones..... 1957-58, 63	Matt Kinzer1989	Arlie Latham1896	Peanuts Lowrey 1950-54
Tim Jones..... 1988-93	Mike Kischer 1920-21	Mike LaValiere..... 1985-86	Josh Lucas2017
Bubber Jonnard.....1929	Bill Kissinger..... 1895-97	Doc Lavan 1919-24	Con Lucid1897
Brian Jordan..... 1992-98	Andrew Kittredge2024	Tom Lawless 1985-88	Eric Ludwig..... 1996-97
Mike Jorgensen..... 1984-85	Lou Klein 1943, 45-46, 49	Brooks Lawrence 1954-55	Ryan Ludwick..... 2007-10
Felix Jose 1990-92	Nub Kleinke.....1935, 37	Casey Lawrence2023	Bill Ludwig.....1908
Kevin Joseph.....2002	Ron Kline.....1960	Kyle Leahy 2023-24	Larry Luebbers.....1999
Jimmy Journell2003, 05	Stuvs Kline 2001-04	Tom Leahy1905	Helio Lugo2009
Lyle Judy1935	Ray Kling.....1902	Mike Leake 2016-17	Hector Luna 2004-06
Al Jurisich 1944-45	Adam Kloffenstein.....2024	Wade LeBlanc.....2021	Memo Luna1954
Skip Jutze.....1972	Clyde Kluttz1946	Leron Lee 1969-71	Ernie Lush1910
K			
Jim Kaat 1980-83	Alan Knicely1986	Manuel Lee1995	Johnny Lush..... 1907-10
Rob Kaminsky2020	Jack Knight.....1922	Jim Lentine..... 1978-80	Lance Lynn..... 2011-17, 24
Ed Karger 1906-08	Andrew Knizner..... 2019-23	Leonard1892	Bill Lyons1983-84
Jason Karnuth.....2001	Mike Knode1920	Dominic Leone..... 2018-19	Denny Lyons1895
Eddie Kasko 1957-58	Darold Knowles..... 1979-80	Barry Lersch.....1974	George Lyons..... 1920
Ray Katt..... 1956, 58-59	Willis Koenigsmark.....1919	Roy Leslie.....1919	Hersh Lyons.....1941
Tony Kaufmann..... 1927-28,	Gary Kolb 1960, 62-63	Jon Lester.....2021	Tyler Lyons..... 2013-18
..... 30-31, 35	Erik Komatsu.....2012	Dan Lewandowski.....1951	
Marty Kavanagh.....1918	Ed Konetchy..... 1907-13	Bill Lewis1933	
Eddie Kazak..... 1948-52	Jim Konstanty.....1956	Johnny Lewis1964	M
Bob Keely..... 1944-45	George Kopshaw1923	Sixto Lezcano.....1981	Bob Mabe.....1958
Vic Keen..... 1926-27	George Kottaras.....2014	Matthew Liberatore .. 2022-24	John Mabry .. 1994-98, 2001,
Jeff Keener..... 1982-83	Ernie Koy 1940-41	Don Liddle1956 04-05
Randy Keisler.....2007	Pete Kozma..... 2011-15	Gene Lillard1940	Mike MacDougal.....2010
Bill Keister1900	Lew Krausse1973	Bob Lillis1961	Ken MacKenzie1963
John Kelleher1912	Kurt Krieger.....1949, 51	Mike Lincoln2004	Evan MacLane.....2010
Mick Kelleher..... 1972-73, 75	Howie Krist..... 1937-38,	Johnny Lindell1950	Johnny Mackinson1955
Alex Kellner.....1959 41-43, 46	Jim Lindeman 1986-89	Lonnie Maclin.....1993
Win Kellum1905	Otto Krueger 1900-02	Jim Lindsey 1929-34	Max Macon.....1938
Bill Kelly.....1910	Ted Kubiak1971	Royce Lint1954	Bill Magee.....1901
Carson Kelly..... 2016-18	Willie Kuehne1892	Larry Lintz.....1975	Lee Magee 1911-14
John Kelly.....1907	Ryan Kurosaki.....1975	Frank Linzy..... 1970-71	Sal Maglie.....1958
Joe Kelly..... 2012-14	Whitey Kurowski 1941-49	Mark Littell..... 1978-82	Joe Magrane...1987-90, 92-93
Pat Kelly.....1998	Bob Kuzava.....1957	Jeff Little1980	Art Mahaffey.....1966
Adam Kennedy1999,		Mark Little.....1998	Mike Mahoney.....1988
..... 2007-08	L	Dick Littlefield.....1956	Mike Mahoney.....2005
Jim Kennedy1970	Mike Laga..... 1986-88	John Littlefield1980	Duster Mails 1925-26
Terry Kennedy..... 1978-80	Lerrin LaGrow1976	Carlisle Littlejohn..... 1927-28	Jim Mallory 1945
Matt Keough.....1985	John Lackey..... 2014-15	Danny Litwhiler... 1943-44, 46	Gus Mancuso.... 1928, 30-32,
Kurt Kephshire 1984-86	Jeff Lahti1982-86	Paddy Livingston.....1917 41-42
	Gerald Laird2011	Scott Livingstone.....1997	Seth Maness 2013-16
	Eddie Lake 1939-41	Lawrence "Bobby" Locke	Les Mann 1921-23



CARDINALS ALL-TIME PLAYER ROSTER (continued)

Rabbit Maranville 1927-28	Guy McFadden 1895	Kohly Miller 1892	John Murphy 1902
Walt Marbet 1913	Chappie McFarland .. 1902-06	Shelby Miller 2012-14	Mike Murphy 1912
Marty Marion 1940-50	T.J. McFarland 2021-22	Stu Miller 1952-54, 56	Morgan Murphy 1896-97
Roger Maris 1967-68	Ed McFarland 1896-97	Trever Miller 2009-11	Rob Murphy 1993-94
Fred Marolewski 1953	Dan McGann 1900-01	Buster Mills 1934	Tom Murphy 1973
Mike Maroth 2007	Bill McGee 1935-41	Larry Milton 1903	Red Murray 1906-08
Jason Marquis 2004-06	Willie McGee... 1982-90, 96-99	Minnie Minoso 1962	Stan Musial ... 1941-44, 46-63
Eli Marrero 1997-2003	Dan McGeehan 1911	Clarence Mitchell 1928-30	Bert Myers 1896
Charlie Marshall 1941	Jim McGinley 1904-05	Johnny Mize 1936-41	Hy Myers 1923-25
Doc Marshall 1906-08	Lynn McGlothen 1974-76	Vinegar Bend Mizell 1952- 53, 56-60	Lynn Myers 1938-39
Joe Marshall 1906	Stoney McGlynn 1906-08		
Victor Marte 2012-13	Bob McGraw 1927	Herb Moford 1955	N
Freddie Martin ... 1946, 49-50	John McGraw 1900	Mike Mohler 1999-2000	Mike Nagy 1973
John Martin 1980-83	Tom McGraw 1997	Gabe Molina 2002-03	Sam Nahem 1941
Morrie Martin 1957-58	Michael McGreevy 2024	Yadier Molina 2004-22	James Naile 2022-23
Pepper Martin... 1928, 30-40, 44	Terry McGriff 1994	Fritz Mollwitz 1919	Sam Naron 1935, 42-43
Stu Martin 1936-40	Mark McGrillis 1892	Jordan Montgomery. 2022-23	Chris Narveson 2006
Carlos Martínez 2013-21	Mark McGwire 1997-2001	Wally Moon 1954-58	Ken Nash 1914
José Martínez 2016-19	Austin McHenry 1918-22	Jim Mooney 1933-34	Packy Naughton 2022-23
Marty Martinez 1972	Otto Mclvor 1911	Donnie Moore 1980	Mike Naymick 1944
Silvio Martinez 1978-81	Cody McKay 2004	Gene Moore 1933-35	John Nelson 2006
Teddy Martinez 1975	Ed McKean 1899	Randy Moore 1937	Mel Nelson 1960, 68-69
Tino Martinez 2002-03	Michael McKenry 2016	Terry Moore... 1935-42, 46-48	Rocky Nelson 1949-51, 56
Ernie Mason 1894	Ralph McLaurin 1908	Tommy Moore 1975	Pat Neshek 2014
Justin Masterson 2014	Larry McLean 1904, 13	Whitey Moore 1942	Juan Nicasio 2017
Mike Matheny 2000-04	Jerry McNertney 1971-72	Jerry Morales 1978	Art Nichols 1901-03
Joe Mather 2008, 10	Larry McWilliams 1988	Bill Moran 1892	Kid Nichols 1904-05
Greg Mathews... 1986-88, 90	Lee Meadows 1915-19	Charley Moran 1903, 08	Charlie Niebergall 1921, 23-24
T.J. Mathews ... 1995-97, 2001	Joe Medwick 1932-40, 47-48	Forrest More 1909	Tom Niedenfuer 1990
Mike Matthews 2000-02	Ryan Meisinger 2020	Bobby Morgan 1956	Dick Niehaus 1913-15
Wally Mattick 1918	Adalberto Mejia 2019	Eddie Morgan 1936	Bert Niehoff 1918
Steven Matz 2022-24	Alex Mejia 2017	Joe Morgan 1964	Bob Nieman 1960-61
Gene Mauch 1952	Miguel Mejia 1996	Mike Morgan 1995-96	Tom Nieto 1984-85
Harry Maupin 1898	Roberto Mejia 1997	Gene Moriarity 1892	Tom Niland 1896
Dal Maxvill 1962-72	Sam Mejias 1976	Max Moroff 2021	John Nogowski 2020-21
Jakie May 1917-21	Luis Melendez 1970-76	John Morris 1986-90	Pete Noonan 1906-07
Mike Mayers 2016-19	Steve Melter 1909	Matt Morris 1997-98, 2000-05	Lars Nootbaar 2021-24
Jack McAdams 1911	Ted Menze 1918	Walter Morris 1908	Irv Noren 1957-59
Ike McAuley 1917	Oscar Mercado 2023	Hap Morse 1911	Fred Norman 1970-71
Bake McBride 1973-77	John Mercer 1912	Clayton Mortensen 2009	Bud Norris 2018
George McBride 1905-06	Kent Mercker 1998-99	Walt Moryn 1960-61	Lou North 1917, 20-24
Pete McBride 1899	Lloyd Merritt 1957	Brandon Moss 2015-16	Ron Northey 1947-49
Joe McCarthy 1906	Sam Mertes 1906	Jason Motte 2008-14	Joe Nossek 1969-70
Lew McCarty 1920-21	Steve Mesner 1941	Taylor Motter 2023	Abraham Núñez 2005
Tim McCarver 1959-61, 63-69, 73-74	Clarence Metzger 1977	Mike Mowrey 1909-13	Howie Nunn 1959
Pat McCauley 1893	Ed Mickelson 1950	Jamie Moyer 1991	Rich Nye 1970
Kyle McClellan 2008-12	Ed Mierkowicz 1950	Heinie Mueller 1920-26	O
Bob McClure 1991-92	Larry Miggins 1948, 52	Billy Muffett 1957-58	Rebel Oakes 1910-13
Billy McCool 1970	Pete Mikkelsen 1968	Edward Mujica 2012-13	Ken Oberkfell 1977-84
Jim McCormick 1892	Miles Mikolas 2018-24	Mark Mulder 2005-08	Dan O'Brien 1978-79
Harry McCurdy 1922-23	Eddie Miksis 1957	Jerry Mumphy 1974-79	Johnny O'Brien 1958
Lindy McDaniell 1955-62	Aaron Miles 2006-08, 10	George Munger 1943-44, 46-52	Riley O'Brien 2024
Von McDaniel 1957-58	Andrew Miller 2019-21	Les Munns 1936	Jack O'Connor 1899-1900
Mick McDermott 1961	Bob Miller 1957, 59-61	Yairo Muñoz 2018-19	Paddy O'Connor 1914
Mike McDermott 1897	Brad Miller 2020	Steve Mura 1982	Ken O'Dea 1942-46
Keith McDonald 2000-01	Charlie Miller 1913-14	Simmy Murch 1904-05	Bob O'Farrell 1925-28, 33, 35
John McDougal 1895-96	Doggie Miller 1894-95	Tim Murchison 1917	Brusie Ogrodowski... 1936-37
Sandy McDougal 1905	Dots Miller 1914-17, 19	Wilbur Murdoch 1908	Bill O'Hara 1910
Will McEnaney 1979	Dusty Miller 1899	Elmer Miller 1912	Tom O'Hara 1906-07
Joe McEwing 1998-99	Eddie Miller 1950	Howard Murphy 1909	
	Justin Miller 2021		



CARDINALS ALL-TIME PLAYER ROSTER (continued)

Seung Hwan Oh..... 2016-17
 Kevin Ohme2003
 Charley O'Leary1913
 Jose Oliva.....1995
 Ed Olivares..... 1960-61
 Omar Olivares..... 1990-1994
 Darren Oliver..... 1998-99
 Gene Oliver..... 1959, 61-63
 Diomedes Olivo.....1963
 Al Olmsted.....1980
 Randy O'Neal..... 1987-88
 Dennie O'Neill1893
 Jack O'Neill 1902-03
 Mike O'Neill 1901-04
 Tyler O'Neill..... 2018-23
 Jose Oquendo..... 1986-95
 Luis Ordaz 1997-99
 Joe Oregno 1939-40
 Jesse Orosco2000
 Charlie O'Rourke1959
 Patsy O'Rourke.....1908
 Tim O'Rourke.....1894
 Ernie Orsatti 1927-35
 William Ortega.....2001
 Donovan Osborne... 1992-93,
 95-99
 Champ Osteen..... 1908-09
 Claude Osteen 1974
 Adam Ottavino2010
 Jim Otten..... 1980-81
 Joe Otten..... 1895
 Johan Oveido..... 2020-22
 Mickey Owen..... 1937-40
 Rick Ownbey..... 1984, 86
 Marcell Ozuna 2018-19

P

Gene Packard 1917-18
 Dick Padden1901
 Don Padgett 1937-41
 Pedro Pagés2024
 Matt Pagnozzi 2009-10
 Tom Pagnozzi 1987-98
 Phil Paine1958
 Lance Painter... 1997-99, 2003
 Richie Palacios.....2023
 Vicente Palacios..... 1994-95
 Andre Pallante..... 2022-24
 Orlando Palmeiro2003
 Lowell Palmer.....1972
 Al Papai1948, 50
 Stan Papi.....1974
 Erik Pappas 1993-94
 Craig Paquette 1999-2001
 Freddy Parent1899
 Kelly Paris1982
 Mike Parisi2008
 Harry Parker..... 1970-71, 75
 Roy Parker1919
 Roy Parmelee1936
 Jeff Parrett..... 1995-96
 Tom Parrott1896

Stan Partenheimer.....1945
 Mike Pasquella.....1919
 Corey Patterson.....2011
 Daryl Patterson1971
 Harry Patton1910
 Gene Paulette 1917-19
 Gil Paulsen1925
 George Paynter.....1894
 George Pearce.....1917
 Josh Pearce 2002-04
 Frank Pears.....1893
 Alex Pearson.....1902
 Jason Pearson2003
 Homer Peel1927, 30
 Charlie Peete1956
 Heinie Peitz 1892-95, 1913
 Joe Peitz..... 1894
 Brayán Peña2016
 Francisco Peña2018
 Geronimo Pena 1990-95
 Orlando Pena 1973-74
 Tony Pena..... 1987-89
 Terry Pendleton..... 1984-90
 Brad Penny2010
 Ray Pepper 1932-33
 Jhonny Peralta 2014-17
 Troy Percival2007
 Hub Perdue 1914-15
 Audry Perez 2013-14
 Chris Perez 2008-09
 Eduardo Perez 1999-2000,
 02-03
 Mike Perez 1990-1994
 Timo Perez.....2006
 Pol Perritt 1912-14
 Gerald Perry..... 1991-95
 Pat Perry1985-87
 Bill Pertica 1921-23
 Steve Peters..... 1987-88
 Brock Peterson.....2013
 Mark Petkovsek 1995-98
 Jeff Pfeffer..... 1921-24
 Tommy Pham..... 2014-18, 24
 Ed Phelps..... 1909-10
 Josh Phelps.....2008
 Ed Phillips..... 1953
 Mike Phillips 1977-80
 Bill Phyle.....1906
 Ron Piche1966
 Charlie Pickett1910
 A.J. Pierzynski.....2014
 Joel Piñeiro..... 2007-09
 George Pinkney1892
 Vada Pinson.....1969
 Cotton Pippen1936
 Stephen Piscotty 2015-17
 Phil Plantier1997
 Tim Plodinec1972
 Tom Poholsky 1950-51,
 54-56
 Plácido Polanco .. 1998-2002
 Cliff Politte1998

Howie Pollet .. 1941-43, 46-51
 Daniel Ponce de Leon .. 2018-21
 Sidney Ponson.....2006
 Bill Popp1902
 Colin Porter2004
 Darrell Porter..... 1981-85
 J W Porter1959
 Mike Potter 1976-77
 Nels Potter1936
 Jack Powell 1899-1901
 Ted Power.....1989
 Joe Presko 1951-54
 Mike Proly.....1976
 George Puccinelli..... 1930, 32
 Albert Pujols.....2001-11, '22
 Bill Pulsipher.....2005
 Nick Punto2011
 Bob Purkey.....1965
 Ambrose Puttman1906

Q

Juniel Querecuto.....2023
 Finners Quinlan.....1913
 Joe Quinn...1893-96, 98, 1900
 José Quintana.....2022
 Jamie Quirk1983
 Dan Quisenberry..... 1988-89

R

Roy Radebaugh.....1911
 Dave Rader1977
 Scott Radinsky 1999-2000
 Ken Raffensberger.....1939
 Brady Raggio 1997-98
 Gary Rajsich.....1984
 John Raleigh 1909-10
 Milt Ramirez 1970-71
 Roel Ramírez 2020-21
 Mike Ramsey 1978, 80-84
 Dick Rand.....1953, 55
 Vic Raschi1954-55
 Colby Rasmus..... 2009-11
 Eric Rasmussen 1975-78,
 82-83
 Tommy Raub1906
 Rangel Ravelo.....2019-20
 Floyd Rayford1983
 Bugs Raymond 1907-08
 Britt Reames2000
 Art Rebel1945
 Phil Redding..... 1912-13
 Milt Reed1911
 Ron Reed1975
 Bill Reeder.....1949
 Jimmy Reese1932
 Tom Reilly 1908-09
 Art Reinhart 1919, 25-28
 Jack Reis1911
 Ken Reitz..... 1972-75, 77-80
 Edgar Renteria..... 1999-2004
 Bob Repass.....1939
 Rip Repulski1953-56

Jerry Reuss 1969-71
 Al Reyes.....2004-05
 Alex Reyes2016-21
 Anthony Reyes.....2005-07
 Dennys Reyes.....2009-10
 Bob Reynolds.....1971
 Ken Reynolds.....1975
 Mark Reynolds.....2015
 Flint Rhem.... 1924-28, 30-32,
 34, 36
 Bob Rhoads1903
 Arthur Rhodes2011
 Charlie Rhodes .. 1906, 08-09
 Dennis Ribant.....1969
 Del Rice..... 1945-55, 60
 Hal Rice..... 1948-53
 Chris Richard2000
 Lee Richard1976
 Bill Richardson.....1901
 Gordie Richardson.....1964
 Pete Richert1974
 Don Richmond1951
 Dave Ricketts1963, 65,
 67-69
 Dick Ricketts1959
 John Ricks.....1894
 Elmer Rieger1910
 Joe Riggert1914
 Lew Riggs1934
 Andy Rincon..... 1980-82
 Ricardo Rincon.....2006
 Jimmy Ring1927
 Tink Riviere1921
 Skipper Roberts1913
 Kramer Robertson.....2022
 Nick Robertson.....2024
 Drew Robinson2019
 Hank Robinson 1914-15
 Kerry Robinson .. 2001-2003
 Shane Robinson ..2009, 11-14
 Wilbert Robinson.....1900
 Jack Roche 1914-15, 17
 John Rodriguez..... 2005-06
 Jose Rodriguez.....2000, 02
 Nerio Rodriguez2002
 Rich Rodriguez..... 1994-95
 Preacher Roe.....1938
 Wally Roettger... 1927-29, 31
 Cookie Rojas.....1970
 Stan Rojek.....1951
 Scott Rolen..... 2002-07
 Ray Rolling1912
 Drew Rom2023
 Johnny Romano.....1967
 J.C. Romero.....2012
 JoJo Romero..... 2022-24
 Austin Romine.....2022
 John Romonosky1953
 Marc Ronan.....1993
 Angel Rondón 2021-22
 Jorge Rondón.....2014
 José Rondón.....2021



CARDINALS ALL-TIME PLAYER ROSTER (continued)

Gene Roof..... 1981-83	Johnny Schulte..... 1927	Bobby Gene Smith.. 1957-59, 62	Ray Stephens..... 1990-91
Jorge Roque..... 1970-72	Barney Schultz... 1955, 63-65	Bryn Smith..... 1990-92	Bobby Stephenson..... 1955
Alberto Rosario..... 2016-17	Buddy Schultz..... 1977-79	Bud Smith..... 2001-02	Garrett Stephenson..... 1999-2000, 02-03
Mike Rose..... 2006	Joe Schultz..... 1919-24	Charley Smith..... 1966	Stuffy Stewart..... 1916-17
Trevor Rosenthal 2012-17	Walt Schulz..... 1920	Earl Smith..... 1928-30	Kelly Stinnett..... 2007
Tyson Ross..... 2018	Skip Schumaker..... 2005-12	Frank Smith..... 1955	Bob Stinson..... 1971
Jack Rothrock 1934-35	Ferdie Schupp..... 1919-21	Fred Smith..... 1917	Chuck Stobbs..... 1958
Chris Roycroft 2024	Lou Scoffio..... 1936	Germany Smith..... 1898	Milt Stock..... 1919-23
Stan Royer..... 1991-94	George Scott..... 1920	Hal Smith..... 1956-61	Dean Stone..... 1959
Dave Rucker 1983-84	Tony Scott..... 1977-81	Jack Smith..... 1915-26	Tige Stone..... 1923
Ken Rudolph 1975-76	Victor Scott II..... 2024	Jud Smith..... 1893	Alan Storke..... 1909
Jack Russell..... 1940	Xavier Scruggs..... 2014-15	Keith Smith..... 1979-80	Todd Stottlemire..... 1996-98
Paul Russell..... 1894	Scott Seabol..... 2005	Lee Smith..... 1990-93	Allyn Stout..... 1931-33
Brendan Ryan..... 2007-10	Kim Seaman..... 1979-80	Lonnie Smith..... 1982-85	Chris Stratton..... 2022-23
J. Ryan..... 1895	Diego Segui..... 1972-73	Ozzie Smith..... 1982-96	Gabby Street..... 1931
John Ryan..... 1901-03	Epp Sell..... 1922-23	Reggie Smith..... 1974-76	Cub Stricker..... 1892
Mike Ryba..... 1935-38	Carey Selph..... 1929	Tom Smith..... 1898	Joe Stripp..... 1938
Marc Zepczynski..... 2011-13	Walter Sessi..... 1941, 46	Travis Smith..... 2002	Johnny Stuart..... 1922-25
	Jimmy Sexton..... 1983	Wally Smith..... 1911-12	John Stuper..... 1982-84
	Mike Shannon..... 1962-70	Willie Smith..... 1994	Andrew Suárez..... 2023
S	Spike Shannon..... 1904-06	John Smoltz..... 2009	Willie Sudhoff..... 1897-1901
Chris Sabo..... 1995	Wally Shannon..... 1959-60	Homer Smoot..... 1902-06	Joe Sugden..... 1898
Ray Sadecki..... 1960-66, 75	Bobby Shantz..... 1962-64	Red Smyth..... 1917-18	Harry Sullivan..... 1909
Bob Sadowski..... 1960	Al Shaw..... 1907-09	Frank Snyder..... 1912-19, 27	Joe Sullivan..... 1896
Thomas Saggese..... 2024	Don Shaw..... 1971-72	Miguel Socolovich..... 2015-17	Suter Sullivan..... 1898
Fernando Salas..... 2010-13	Danny Shay..... 1904-05	Clint Sodowsky..... 1999	Kid Summers..... 1893
Mark Salas..... 1984	Gerry Shea..... 1905	Ray Soff..... 1986-87	Tom Sunkel..... 1937, 39
Slim Sallee..... 1908-16	Danny Sheaffer..... 1995-97	Miguel Socolovich..... 2015-16	Jeff Suppan..... 2004-06, 10
Ike Samuls..... 1895	Jimmy Sheekard..... 1913	Eddie Solomon..... 1976	Max Surkont..... 1956
Ali Sánchez..... 2021	Biff Sheehan..... 1895-96	Lary Sorensen..... 1981	Rick Sutcliffe..... 1994
Eduardo Sanchez..... 2011-12	Ray Shepardson..... 1924	Edmundo Sosa..... 2018-22	Gary Sutherland..... 1978
Ricardo Sánchez..... 2020	Bill Sherdel..... 1918-30, 32	Elias Sosa..... 1975	Bruce Sutter..... 1981-84
Ray Sanders..... 1942-45	Ryan Sherriff..... 2017-18	Jorge Sosa..... 2006	Jack Suthoff..... 1899
Reggie Sanders..... 2004-05	Tim Sherrill..... 1990-91	Allen Sothoron..... 1924-26	Johnny Sutton..... 1977
War Sanders..... 1903-04	Charlie Shields..... 1907	Billy Southworth... 1926-27, 29	Larry Sutton..... 2000-01
Rafael Santana..... 1983	Vince Shields..... 1924	Cory Spangenberg..... 2022	Mark Sweeney..... 1995-97
Al Santorini..... 1971-73	Ralph Shinnars..... 1925	Chris Speier..... 1984	Charlie Swindells..... 1904
Bill Sarni..... 1951-52, 54-56	Bob Shirley..... 1981	Daryl Spencer..... 1960-61	Steve Swisher..... 1978-80
Luis Satriia..... 2000-01	Burt Shotton..... 1919-23	Ed Spiezo..... 1964-68	Bob Sykes..... 1979-81
Ed Sauer..... 1949	Clyde Shoun..... 1938-42	Scott Spiezio..... 2006-07	
Hank Sauer..... 1956	Chasen Shreve..... 2018-19	Scipio Spinks..... 1972-73	T
Ted Savage..... 1965-67	Frank Shugart..... 1893-94	Ed Sprague..... 1973	Jeff Tabaka..... 2001
Carl Sawatski..... 1960-63	Michael Siani..... 2023-24	Jack Spring..... 1964	So Taguchi..... 2002-07
Steve Scarsone..... 1997	Dick Siebert..... 1937-38	Russ Springer ... 2003, 07-08	Brian Tallet..... 2011
Jimmie Schaffer..... 1961-62	Sonny Siebert..... 1974	Joe Sprinz..... 1933	John Tamargo..... 1976-78
Bobby Schang..... 1927	Kevin Siegrist..... 2013-17	Tuck Stainback..... 1938	Travis Tamarella..... 2015
Bob Scheffing..... 1951	Magneuris Sierra..... 2017	Gerry Staley..... 1947-54	Lee Tate..... 1958-59
Carl Scheib..... 1954	Curt Simmons..... 1960-66	Harry Staley..... 1895	Fernando Tatis..... 1998-2000
Richie Scheinblum..... 1974	Ted Simmons..... 1968-80	Tracy Stallard..... 1965-66	Don Taussig..... 1961
Bill Schindler..... 1920	Jason Simontacchi... 2002-04	Virgil Stallcup..... 1952-53	Julian Tavarez..... 2004-05
Freddy Schmidt.. 1944, 46-47	Dick Simpson..... 1968	Pete Standridge..... 1911	Oscar Taveras..... 2014
Walter Schmidt..... 1925	Dick Sisler..... 1946-47, 52-53	Eddie Stanky..... 1952-53	Carl Taylor..... 1970
Willard Schmidt..... 1952-53, 55-57	Ted Sizemore..... 1971-75	Cody Stanley..... 2015	Chuck Taylor..... 1969-71
Red Schoendienst . 1945-56, 61-63	Bob Skinner..... 1964-66	Harry Stanton..... 1900	Ed Taylor..... 1903
Dick Schofield..... 1953-58, 68, 71	Gordon Slade..... 1933	Ray Starr..... 1932	Jack Taylor..... 1898
Ossee Schreckengost... 1899	Jack Slattery..... 1906	Nick Stavinoha..... 2008-10	Jack Taylor..... 1904-06
Pop Schriver..... 1901	Enos Slaughter..... 1938-42, 46-53	Gene Stechschulte... 2000-02	Joe Taylor..... 1958
Max Schrock..... 2020	Heathcliff Slocumb..... 1999-2000	Bill Steele..... 1910-14	Ron Taylor..... 1963-65
Heinie Schuble..... 1927, 36	Bill Smith..... 1958-59	Bob Steele..... 1916-17	Bud Teachout..... 1932
	Bob Smith..... 1957	Bill Stein..... 1972-73	Patsy Tebeau..... 1899-1900
		Jake Stenzel..... 1898-99	Ruben Tejada..... 2016



CARDINALS ALL-TIME PLAYER ROSTER (continued)

Garry Templeton	1976-81
Gene Tenace	1981-82
Ryan Tepera2023
Greg Terlecky1975
Scott Terry	1987-91
Dick Terrilliger1932
Bob Tewksbury	1989-1994
Moe Thacker1963
Ryan Theriot2011
Tommy Thvenow ...	1924-28
Jake Thielman	1905-06
Lane Thomas	2019-21
Roy Thomas	1978-80
Tom Thomas	1899-1900
Brad Thompson	2005-09
Gus Thompson1906
Mark Thompson ...	1999-2000
Mike Thompson	1973-74
Milt Thompson	1989-92
Zack Thompson	2022-24
John Thornton1892
Joe Thurston2009
Bobby Tiefenauer1952,
55, 61
Mike Timlin	2000-02
Bud Tinning1935
Jess Todd2009
Bobby Tolan	1965-68
Brett Tomko2003
Fred Toney1923
Specs Torporcer	1921-28
Joe Torre	1969-74
Mike Torrez	1967-71
Paul Toth1962
Harry Trekell1913
Coaker Triplett	1941-43
Bill Trotter1944
Tommy Tucker1898
John Tudor	1985-88, 90
Oscar Tuero	1918-20
Sam Tuivailala	2014-18
Lee Tunnell1987
Tuck Turner	1896-98
Old Hoss Twineham ..	1893-94
Mike Tyson	1972-79

U

Bob Uecker	1964-65
Tom Underwood	1977
Jack Urban	1959
Tom Urbani	1993-96
John Urrea	1977-80
Lou Ury.....	1903

V

Raul Valdes.....	2011
Benny Valenzuela.....	1958
Fernando Valenzuela.....	1997
Breyvic Valera.....	2017
Dazzy Vance.....	1933-34
Bill Van Dyke.....	1892
John Vann.....	1913
Jay Van Noy.....	1951

Andy Van Slyke.....	1983-86
Emil Verban.....	1944-46
Dave Veras.....	2000-02
Johnny Vergez.....	1936
Drew VerHagen.....	2022-23
Ernie Vick.....	1922, 24-26
Carlos Villanueva.....	2015
Hector Villanueva.....	1993
Ron Villone.....	2008
Fernando Viña.....	2000-03
Bob Vines.....	1924
Bill Virdon.....	1955-56
Jose Vizcaino.....	2006
Luke Voit.....	2017-18
Dave Von Ohlen.....	1983-84
Pitt Voss.....	1972
Pete Vuckovich.....	1978-80

W

Michael Wacha	2013-19
Brandon Waddell	2021
Ben Wade	1954
Leon Wagner.....	1960
David Wainhouse.....	2000
Adam Wainwright.....	2005-23
Jordan Walden	2015
Bill Walker	1933-33
Duane Walker	1988
Harry Walker	1940-43, 46-47, 50-51, 55
Joe Walker	1923
Jordan Walker	2023-24
Larry Walker	2004-05
Ray Walker.....	1921-22
Tom Walker.....	1976
Bobby Wallace	1899-1901 1917-18
Mike Wallace.....	1975-76
Elliott Waller	1980
Denny Walling	1988-90
Jake Walsh	2022
P.J. Walters	2009-11
Dick Ward	1935
Cy Warmoth	1916
Lon Warneke.....	1937-42
John Warner	1905
Bill Warwick	1925-26
Carl Warlick	1961-62, 64-65
Ray Washburn	1961-69
Gary Waslewski	1969
Steve Waterbury	1976
George Watkins	1930-33
Allen Watson	1993-95
Milt Watson	1916-17
Art Weaver	1902-03
Jeff Weaver	2006
Luke Weaver.....	2016-18
Skeeter Webb	1932
Tyler Webb	2018-21
Herm Wehmeier	1956-58
Bob Weiland	1937-40
Todd Wellermeier.....	2007-09
Kip Wells	2007

Perry Werden.....	1892-93
Bill Werle	1952
Jake Westbrook	2010-13
Wally Westlake.....	1951-52
Gus Weyhing.....	1900
Dick Wheeler.....	1918
Jim Whelan	1913
Pete Whisenant.....	1955
Lew Whistler.....	1893
Ade White.....	1937
Bill White	1959-65, 69
Ernie White.....	1940-43
Gabe White	2005
Hal White.....	1953-54
Jerry White	1986
Rick White	2002
Burgess Whitehead .	1933-35
Mark Whiten	1993-1994
Fred Whitfield.....	1962
Kodi Whitley	2020-22
Possum Whitted.....	1912-14
Bob Wicker	1901-03
Floyd Wicker	1968
Chris Wigger	2003
Matt Wieters	2019-20
Ty Wigginton	2013
Bill Wight	1958
Fred Wigginton	1923
Del Wilber	1946-49
Hoyt Wilhelm.....	1957
Denney Willie	1911-12
Ted Wilkins.....	2000
Rick Wilks.....	1944-51
Jerome Williams.....	2016
Jim Williams	1966-67
Justin Williams	2020-21
Otto Williams	1902-03
Stan Williams	1971
Steamboat Williams .	1914, 16
Woody Williams	2001-04
Howie Williamson.....	1928
Joe Willis	1911-13
Ron Willis	1966-69
Vic Willis	1910
Charlie Wilson	1932-33, 35
Craig Wilson	1989-92
Jimmie Wilson	1928-33
Owen Wilson	1914-16
Preston Wilson	2006-07
Zeke Wilson	1899
Jim Winford	1932, 34-37
Irv Wingo	1911-14
Masyn Winn	2023-24
Randy Winn	2010
Tom Wissett.....	1935
Patrick Wisdom	2018
Rick Wise	1972-73
Corky Withrow.....	1963
Bobby Witt	1998
Nick Wittgren.....	2022
Chicken Wolf	1892
Harry Wolter	1907
Tony Womack	2004

Kolten Wong.....	2013-20
John Wood.....1896
Gene Woodburn.....	1911-12
Hal Woodeshick.....	1965-67
Jake Woodford.....	2020-23
Tracy Woodson.....	1992-93
Frank Woodward.....1919
Floyd Woodridge.....1955
Mark Worrell.....2008
Todd Worrell.....	1985-89, 92
Red Worthington.....1934
Jamey Wright.....2002
Mel Wright.....	1954-55

Y

Esteban Yan.....	2003
Juan Yapez	2022-23
Stan Yerkes.....	1901-03
Ray Yochim	1948-49
Babe Young	1948
Bobby Young.....	1948-48
Cy Young	1899-1900
Dmitri Young	1996-97
Gerald Young	1994
Joe B. Young.....	1892
Pep Young	1941, 45
Joel Youngblood	1977
Eddie Yuhas	1952-53
Sal Yvares	1953-54

Z

Chris Zachary.....	1971
Elmer Zacher.....	1910
George Zackert	1911-12
Dave Zearfoss	1904-05
Todd Zeile	1989-95
Bart Zeller	1970
Eddie Zimmerman.....	1906
Ed Zmich	1910-11
Guillermo Zuñiga.....	2023



CARDENALES ALL-TIME LATIN PLAYER ROSTER

Colombia

Nabil Crismatt.....2020
Óscar Mercado2023
Jose Quintana2022
Edgar Rentería..... 1999-2004
Guillermo Zuñiga.....2023

Cuba

René Arocha 1993-95
Randy Arozarena2019
Ed Bauta..... 1960-63
Ozzie Canseco..... 1992-93
José Cardenal..... 1970-1971
Mike Cuellar 1964
Aledmys Díaz 2016-17
Tony Fossas..... 1995-97
Adolis García.....2018
Mike Gonzalez 1915-18
Eli Marrero..... 1997-03
Marty Martínez 1972
Minnie Miñoso 1962
Bill Ortega.....2001
Johan Oviedo 2020-22
Brayan Peña2016
Rangel Ravelo 2019-20
Cookie Rojas..... 1970
Diego Seguí 1972-73
Oscar Tuero 1918-20
Raúl Valdés.....2011

Dominican Republic

Gibson Alba..... 1988
Sandy Alcántara.....2017
Matty Alou 1971-73
Joaquin Andujar 1981-85
Manny Aybar 1997-99
José Bautista..... 1997
Miguel Batista.....2011
Pedro Borbon 1980
Pedro Borbón Jr.2003
Génesis Cabrera..... 2019-22
Ramón Caraballo 1995
Maikel Cleto 2011-13
Alberto Castillo 1999
Cesar Cedeño 1985
Cesar Cedeño 1985
José DeLeón..... 1988-92
Octavio Dotel.....2011
Juan Encarnación 2006-07
Bien Figueroa..... 1992
Pedro Feliz 2010
José Fermín 2023-24

Junior Fernandez..... 2019-22
Rafael Furcal 2011-12
Luis García2021
Mario Guerrero.....1975
Pedro Guerrero 1988-92
Santiago Guzmán 1969-72
Julían Javier 1960-71
José Jiménez 1998-99
Kelvin Jiménez 2007-08
Félix José 1990-92
Julio Lugo2009
Manuel Lee1995
Héctor Luna 2004-05
Victor Martí..... 2012-2013
Carlos Martínez..... 2013-2021
Ted Martínez 1975
Adalberto Mejía2019
Miguel Mejía 1996
Roberto Mejía 1997
Sam Mejías 1976
Silvio Martínez..... 1978-81
Yairo Muñoz 2018-19
Juan Nicasio.....2017
Abraham Núñez2005
José Oliva1995
Diomedes Olivo.....1963
Marcell Ozuna 2018-19
Gerónimo Peña..... 1990-95
Francisco Peña2018
Tony Peña..... 1987-89
Timo Pérez.....2006
Plácido Polanco .. 1998-2001
Albert Pujols2001-11, '22
Audry Pérez 2013-14
Jhonny Peralta 2014-17
Alberto Reyes..... 2004-05
Nerio Rodríguez.....2002
Angel Rondon 2021-22
Alberto Rosario 2016-2017
Rafael Santana 1983
Luis Saturria 2000-01
Magneuris Sierra.....2017
Elias Sosa1975
Jorge Sosa2006
Fernando Tatís..... 1998-2000
Julían Tavárez..... 2004-05
Óscar Taveras.....2014
José Uribá1984
Carlos Villanueva2015
José Vizcaino.....2006
Esteban Yan.....2003

Honduras

Gerald Young 1994

Mexico

Juan Acevedo 1998-99
Ruben Amaro 1958
Rigo Beltrán1997
Jesus Cruz2020
Giovanny Gallegos... 2018-24
Jaime García 2008-16
Aurelio Lopez1978
Irving Lopez.....2023
Memo Luna1954
Vicente Palacios..... 1994-95
Dennys Reyes..... 2009-10
Ricardon Rincón2006
Fernando Salas..... 2010-13
Benny Valenzuela 1958
Fernando Valenzuela.....1997

Nicaragua

David Green 1981-84

Panama

Einar Díaz2005
Iván Herrera 2022-24
Tom Hughes.....1959
Edmundo Sosa .. 2018-19, 22
Rubén Tejada.....2016

Puerto Rico

Juan Agosto 1991
Luis Alicea 1988, 92-94
Luis Alvarado 1974
Luis Arroyo1955
Benny Ayala1977
Carlos Beltrán 2012-13
Kiko Calero..... 2003-04
Orlando Cepeda..... 1966-68
Héctor Cruz 1973-77
Iván Cruz2002
José Cruz 1970-74
Tommy Cruz.....1973
Iván de Jesus 1985
Luis DeLeón 1981
Julio González..... 1981-82
Julio Gotay 1960-62
Sixto Lezcano..... 1981
Felipe López.....2008
Luis Melendez 1970-76
Yadier Molina 2004-22
Jerry Morales 1978

Ed Olivares..... 1960-61
Omar Olivares 1990-94
José Oquendo..... 1986-95
Orlando Peña1973
Mike Pérez 1990-94
Joel Piñeiro..... 2007-09
Milt Ramírez 1970-71
Jorge Roque..... 1970-72
José Rodríguez 2000-02
J.C. Romero2012
Orlando Sanchez 1981-83
Hector Villanueva..... 1993


Spain

Al Cabrera 1913

Venezuela

Miguel Cairo 2001-03, 07
Roger Cedeño..... 2004-05
Willson Contreras..... 2023-24
Victor Davalillo 1969-70
Andrés Galarraga..... 1992
Carlos Hernández2000
Cesar Izturis2008
Fred Manrique..... 1986
José Martínez..... 2016-19
Edward Mujica..... 2012-13
Luis Ordaz 1997-99
Pedro Pagés2024
Juniel Querecuto2023
Jorge Rondon.....2014
José Rondón2021
Ali Sánchez2021
Eduardo Sánchez 2011-12
Ricardo Sánchez.....2020
Miguel Socolovich 2015-17
Breyvic Valera2017

THE SHOW 25



"PlayStation Family Mark", "PlayStation", "PlayStation Studios logo", "PS5 Logo", and "Play Has No Limits" are registered trademarks or trademarks of Sony Interactive Entertainment Inc. ©2025 Sony Interactive Entertainment LLC. MLB and MiLB trademarks and copyrights are used with permission of Major League Baseball. Visit MLB.com and MiLB.com. Officially Licensed Product of MLB Players, Inc. MLBPA trademarks, copyrighted works and other intellectual property rights are owned and/or held by MLBPA and may not be used without the written consent of MLBPA or MLB Players, Inc. Visit MLBPLAYERS.com, the Players Choice on the web. The Baseball Hall of Fame and Museum trademarks and copyrights are used with permission of the National Baseball Hall of Fame and Museum, Inc., as applicable. Visit the official website of the Hall of Fame at BaseballHall.org. Official Licensee-Major League Alumni Marketing, Inc. © MLAM. Officially Licensed by the Negro Leagues Baseball Museum, Inc. Kansas City, MO. Stubbs is a registered trademark or trademark of Sony Interactive Entertainment LLC. Nintendo Switch is a trademark of Nintendo. All other trademarks are the property of their respective owners.



THE OFFICIAL BEER SPONSOR OF THE CARDINALS™



ENJOY RESPONSIBLY. © 2025 ANHEUSER-BUSCH, BUDWEISER® LAGER BEER, ST. LOUIS, MO.
MAJOR LEAGUE BASEBALL TRADEMARKS AND COPYRIGHTS ARE USED WITH PERMISSION OF MAJOR LEAGUE BASEBALL. VISIT MLB.COM.