



GAME NOTES



LOS ANGELES DODGERS (4-2) at Atlanta Braves (3-1)
 RHP Corey Knebel (0-0, 0.00) vs. LHP Max Fried (1-0, 0.00)
 Saturday, October 16, 2021 | 8:07 p.m. ET | Truist Park | Cumberland, GA
 National League Championship Series – Game 1
 TV: TBS | Radio: AM 570 (Eng.); 1020 AM (Span.), ESPN Radio, AM 1540 (Kor.)



SOUTHBOUND: The Dodgers eliminated baseball's best regular season team on Thursday night with a tension-filled 2-1 victory over the San Francisco Giants that sets up a matchup with the NL East Division champion Atlanta Braves in the National League Championship Series. The two clubs met in the NLCS last year with the Dodgers coming out on top in seven games after falling behind, 3-1. Los Angeles is playing in its sixth NLCS in the last nine years and fifth in the last six seasons. The Dodgers and Braves have met four previous times in the Postseason, last year and three times in the NLDS (1996, 2013 and 2018).

LA **Max Scherzer**, earned his first professional save (432 appearances) in Game 5 of the NLDS, firing a scoreless inning with two strikeouts in San Francisco. Dodger closer **Kenley Jansen** picked up the win in the NLDS clincher, just his third victory, despite making 52 Postseason appearances. Two of his three wins have come in 2021 (also NL Wild Card game vs. St. Louis).

LA Since 1969, when the League Championship Series was introduced to Major League Baseball, the Dodgers have appeared in the LCS 15 times, which is the most in the National League. The Dodgers and Braves (12) are two of seven franchises that have appeared in the LCS 10+ times.

MOOKIE MAGIC: Dodger All-Star **Mookie Betts** had a career Postseason high four hits in Game 5 of the NLDS vs. San Francisco and his 11 hits ranks second in all of Major League Baseball this Postseason, trailing only Kiké Hernández (14). Betts is batting .458 (11-for-24) with a homer, four RBI and two stolen bases in six games this Postseason. Catcher **Will Smith** is second on the Dodgers with six hits (.286, 6-for-21).

THE MACHINE: Dodger infielder **Albert Pujols** went 2-for-2 in Game 3 of the NLDS, recording his first postseason hit since 2014. He became the oldest Dodger in franchise history to record a postseason hit, surpassing Manny Mota (40 years) in Game 3 of the NLCS in 1978. At 41 years, 268 days old, Pujols is the oldest player with a multi-hit postseason game since Julio Franco (45y, 42d) in 2003 (NLDS Game 4). In his postseason career, he is a .326 (92-for-282) hitter with 19 homers and 54 RBI.

ALL GOOD THINGS COME TO AN END: The Dodgers went 106-56, finishing the season with a franchise tying 106 wins (2019) and the second-best mark in the Major Leagues. The Dodgers .654 winning percentage was slightly behind the San Francisco Giants, who also set a franchise record with 107 wins and a .660 winning percentage. The Dodgers .654 winning percentage is tied fourth highest with the 2019 squad since 1900, trailing only the 2020 (.717), 1953 (.682) and 1942 (.675) teams.

LA The Dodgers eight division titles was the longest active streak in the Major Leagues, and it was the third longest streak in Major League Baseball history:

MLB All-Time – Most Consecutive Division Titles	
Braves, 1991-2005	14
Yankees, 1998-2006	9
Dodgers, 2013-2020	8

LA The Dodgers are playing “October Baseball” for the 35th time in franchise history (26th time in Los Angeles) and for the 11th time in the last 14 years.

BULPENNING: Dodger right-handed reliever **Corey Knebel** will make his second start and fourth appearance of the Postseason tonight when he takes the mound as the “opener” for the second straight game. Thus far, Knebel has tossed 2.1 scoreless innings while allowing one hit and striking out four. In the 2018 Postseason for Milwaukee, he gave up just one run in 10.0 innings while recording 14 strikeouts.

LA In six Postseason games this year, the Dodger bullpen has been outstanding, going 3-0 with a 1.44 ERA (4 ER/25.0 IP), a 0.68 WHIP and 30 strikeouts. Their .438 opponents' OPS leads the Majors this Postseason while their ERA ranks second to the Braves (1.23). According to STATS, in Game 5 of the NLDS, the Dodgers became the first team in Postseason history to have their relievers pitch 8.0 innings or more with 12+ strikeouts and no walks.

MATCHUP vs. Atlanta

All-Time Postseason vs. ATL: L.A. leads, 10-8 (3-2 at Dodger Stadium/1-1 at Truist Park); Lost 1996 Division Series, 0-3; Won 2013 Division Series, 3-1; Won 2018 Division Series, 3-1; Won 2020 NLCS, 4-3

All-Time vs. ATL: LA leads series, 1,198-1,035-22 (5-5 Truist Park)

2020 NLCS: L.A. won series, 4-3

2021: L.A. won series, 4-2 (1-2 at Truist Park)

THE BATTING CHAMP: **Trea Turner** concluded the 2021 season with a grand slam in the final contest of the regular season and captured his first career batting title with a .328 batting average. He became the first Dodger to win a batting title since **Tommy Davis** won back-to-back crowns in 1962 and 1963.

LA Turner ended the season on a career-best 19-game hitting streak, which was the longest by a Dodger this season. During the streak, which began on Sept. 12, he is hit .405 (31-for-77) with seven homers, five doubles, 18 RBI and 19 runs scored. After the trade to the Dodgers on July 31, the All-Star recorded two hitting streaks of 16+ games, while recording a hit in 46 of his 52 games in Dodger Blue. He hit .338 (70-for-207) with 41 runs, 17 doubles, 10 homers and 28 RBI with LA.

LA Turner led the NL in batting average (.328), hits (195), stolen bases (32), average vs. left-handed pitching (.392), multi-hit games (58), infield hits (33) and total bases (319). The Florida native become the first Dodger to win a batting title and lead the league in steals since **Jackie Robinson** in 1949.

THE ENCORE: Dodger shortstop **Corey Seager** entered the postseason as the reigning NLCS and World Series MVP. He became the second Dodger in franchise history (Orel Hershiser in 1988) to win the NLCS and World Series MVP in the same season after clubbing seven homers in 18 games and slashing .328/.425/.746 in the 2020 postseason. He recorded an RBI double in Game 5 of the NLDS and currently ranks second all-time in franchise postseason history in doubles, homers (11) and RBI (32).

LA Seager finished his seventh season in Dodger Blue with a .306 batting average and 16 homers and 57 RBI. He missed part of the season with a broken hand but returned July 30th and finished the season hitting .335 (69-for-205) with 15 doubles, one triple, 12 homers and 35 RBI.

ROUNDTRIPPERS: Los Angeles clubbed 237 homers and finished the season third in the National League in homers, trailing only San Francisco (241) and Atlanta (239). It was the first season since 2017 that the Dodgers have not led the NL in homers.

LA The Dodgers tied Colorado for the Major League lead with 11 grand slams this season, which set a new franchise record for bases loaded clouts, surpassing their previous high of 10, which they set in 2004.

LA **Max Muncy** led the team with 36 homers, setting a new career-high and recording his 118th homer in Dodger Blue. The 118 homers with the Dodgers rank 27th all-time and his 36 homers tied for fourth in the NL. With 35+ homers in three seasons (2018, 2019, 2021), he became only the third Dodger in Franchise history with three 35+ homer seasons, joining Duke Snider (5 times) and Mike Piazza (3).

LA On August 7 against the Diamondbacks, the Dodgers tied a franchise record with eight homers in a game, matching their other two eight-homer games on March 28, 2019 vs. ARI and May 23, 2005 at MIL. The Dodgers had 12 games this season with four or more homers, which was fourth best in the Majors, behind San Francisco and Toronto (18) and Boston (13).

LA Los Angeles homered in 123 of its 162 games and went 91-32 when hitting at least one homer. The Dodgers were 46-11 when hitting two or more home runs in a game.

LA **Corey Seager** (Sept. 26), **Trea Turner** (Sept. 26) and **Muncy** (May 30) all tallied their 100th homers this season. The Dodger infielders tallied 132 homers this season, finishing third in the Majors behind San Francisco (149) and Toronto (139) for infield homers.

UPCOMING SCHEDULE

Date/Time/Opponent (PT Time)
 NLCS Game 2 - Oct. 17, 4:37 p.m. PT at ATL

Probable Pitchers
 TBA vs. RHP Ian Anderson (1-0, 0.00)

TV/Radio
 TV: TBS Radio: AM 570 (Eng.); 1020 AM (Span.), ESPN Radio, AM 1540 (Kor.)



GAME NOTES

TOMMY

2

SUTTON

20

BORN TO RUN: The Dodgers led the Majors with a +269 run differential, 59 better than the next best team (San Francisco +210). The +269 run differential represented the second best in franchise history, trailing only the 2019 (+273) team. Their +269 run differential ranks eighth all-time in National League History (Since 1900):

National League Run Differential

1902	Pittsburgh Pirates	335 (775 Scored/440 Allowed)
1906	Chicago Cubs	323 (704/381)
1944	St Louis Cardinals	282 (772/490)
1942	St. Louis Cardinals	275 (755/480)
1905	San Francisco Giants	275 (780/505)
2019	Los Angeles Dodgers	273 (886/613)
1904	San Francisco Giants	270 (744/474)
2021	Los Angeles Dodgers	269 (830/561)

LA Los Angeles led NL with 830 runs scored and led the Majors with 561 runs allowed. The Dodgers have led the NL in runs scored and runs allowed four straight seasons, which is tied for the longest such streak by a team leading its league in both categories since the Yankees (1936-39).

LA The Dodgers have led the National League in run differential since 2017 and their +1149 run differential leads all of baseball in the last five years:

Major League Run Differential Leaders (Since 2017)

Los Angeles Dodgers	+1149
Houston Astros	+971
Cleveland Indians	+666
New York Yankees	+649

LA The next closest NL team in run differential is the Chicago Cubs (+483), which represents +666 run difference in favor of Los Angeles. All other teams in the NL West have a negative run differential in the five-year span, SF (-32), Arizona (-106), Colorado (-171) and San Diego (-448).

START ME UP: Dodger starting pitchers lead the Major Leagues in ERA (2.93), WHIP (1.03), opponents' average (.209) and opponents' OBP (.265) and finished third in the Majors with 1.09 home runs per 9.0 innings.

LA According to Sport Radar, the Dodgers are just the fifth staff in the divisional era to lead the Majors in both opponents' average by a reliever (.205) and opponents' average by a starter (.209). The other teams were the 1993 Braves, the 2012 Rays, the 2016 Cubs and the '18 Astros.

LA Los Angeles starters finished with a National League best 74 quality starts despite having 20 different players start a game for them this season

THE BIG 3: Max Scherzer, Walker Buehler and Julio Urías led the pitching staff all season, going a combined 43-7 with a 2.59 ERA. The Dodgers went 59-17 in games started by one of the three. The three hurlers joined the 1927 New York Yankees as the only teams to ever to have the Top-3 pitchers in win pct. at the end of the season (min. 15 decisions), as Urías led the Majors with a .870 winning percentage, while Buehler (.800) and Scherzer (.789) finished second and third.

LA Urías made history on 10/2, becoming the fourth Mexican-born pitcher to win 20 games, joining Fernando Valenzuela (1986), Teddy Higuera (1986) and Esteban Loaiza (2003). He is the Dodgers' first 20-game winner since Clayton Kershaw in 2014 and the first in the NL since Max Scherzer in 2016. Urías is just the 13th Los Angeles Dodger to join the 20-win club, joining Sandy Koufax (3 times), Clayton Kershaw (2), Don Drysdale (2), Claude Osteen (2), Orel Hershiser, Fernando Valenzuela, Al Downing, Bill Singer, Andy Messersmith, Tommy John, Don Sutton and Ramon Martinez. His .870 winning percentage is fifth all-time in MLB history behind Randy Johnson (.900, 1995), Ron Guidry (.893, 1978), Max Scherzer (.875, 2013) and Clayton Kershaw (.875, 2014) (Minimum 25 starts).

LA Buehler finished his fifth season, recording career-highs in innings pitched (207.2), wins (16), starts (33) and posting his second 200+ strikeout season. He finished the campaign among the league leaders in wins (3rd), ERA (2.47), strikeouts (7th, 212), starts (T-1st), Opp. Avg (2nd, .212).

LA Scherzer posted a 7-0 record with a 1.98 ERA (15 ER/68.1 IP) and 92 strikeouts in 11 starts for the Dodgers. The Dodgers went 11-0 in his starts and on Sept. 12 vs. SD, he became the 19th player in Major League Baseball history to record his 3,000-strikeout with a strikeout of Eric Hosmer. He currently ranks 18th all-time with 3,020 strikeouts and is the strikeout leader amongst active players.

RUBBER ARMS: Dodger relievers posted a 3.16 ERA, finishing second in the Majors behind San Francisco (2.99). The Los Angeles bullpen held opponents to a .205 average (1st, MLB) and posted a 1.19 WHIP, third best in the Majors. Dodgers' relievers led the Majors with 59 saves and their 67.5 save percentage was third best in the Majors. Post All-Star Break, Dodger relievers led the Majors in saves (27), WHIP (1.10), Opp. Avg. (.190), Opp. SLG (.310), Opp. OPS (.594) and inherited runners strand rate (85%).

LA Kenley Jansen finished the campaign with 38 saves in 43 tries with a 2.22 ERA (17 ER/69.0 IP) and 86 strikeouts. He recorded his 350th save as a Dodger, which is an on-going franchise record and ranks 13th all-time in Major League history. In his last 30 games after blowing three consecutive saves from July 18-22, he went 3-0 with 17 saves and a 1.17 ERA (4 ER/30.2 IP) with 42 strikeouts.

LA Blake Treinen led the team in games (72) and posted a 6-5 record with a 1.99 ERA and seven saves. His 1.99 ERA ranked ninth in the Majors for relievers with 50+ games, while ranking amongst relief leaders in games (T-8th) and Opp. Avg. (11th, .179).

REDTOBER: Dodger third baseman and postseason standout Justin Turner finished the campaign tying his career-high of 27 homers (also, 2016) while driving in 87 runs and hitting .278 in 151 games. The two-time All-Star finished his eighth season in Dodger Blue and has slashed .298/.379/.498 with 143 homers and 493 RBI in 947 games as a Dodger. He recorded his 150th career homer on September 30 against the Padres and recorded his 500th career RBI on April 5 at Oakland.

LA In 78 postseason games (all with the Dodgers), Turner has hit .277 (81-for-292) with 13 homers, 19 doubles and an .856 OPS. He holds the Dodger postseason records in homers, doubles, hits and RBI (42). He clubbed his 13th postseason homer in the Wild Card Game, which is tied for fourth all-time in NL History, and trails only Albert Pujols (18), Carlos Beltran (16) and Jayson Werth (15).

THE DOCTOR IS IN: Dave Roberts is now a perfect 6-for-6 in postseason appearances, becoming the first National League manager in history to lead his team to the playoffs in his first six seasons and is the first to accomplish the feat since Joe Torre led the Yankees to the playoffs in his first 12 seasons at the helm. Under Roberts, the Dodgers have posted a Major League best 541-329 (.622) record since 2016.

LA Last season, he led the Dodgers to the 2020 World Series Championship, becoming the first African-American manager of a World Series-winning team since Cito Gaston and the first manager of Asian heritage to win the World Series.

LA He has led the Dodgers to two 106-win seasons, and in his six seasons at the helm, he is averaging 90.3 wins a season, which included the 60-game season that resulted in 43 wins. He has won the NL West five of six seasons and became the first manager in franchise history to win 100 games three times, besting Hall of Famers Walter Alston (1962 and 1974) and Leo Durocher (1941 and '42).

LA In the 2020 playoffs, Roberts became the winningest postseason manager in franchise history, surpassing Hall of Famer Tommy Lasorda with his 32nd postseason win in Game 5 of the NLCS against the Braves. He has 42 postseason wins, which is sixth all-time in Major League Baseball history and second amongst active managers, trailing only Tony La Russa (71).

BIG BOSS MAN: Dodger President of Baseball Operations Andrew Friedman assembled his seventh straight postseason team with the Dodgers and eighth straight (2013 Tampa Bay Rays) overall. He triggered the midseason trade that brought Max Scherzer and Trea Turner to Los Angeles on July 30, which resulted in the best record in the Majors from August 1 on (43-13, .768). Since taking over the top spot in baseball operations, Friedman's Dodger teams have gone 634-399 (.614) while setting the record for most wins in Los Angeles Dodger history in 2019 and 2021 (106, franchise record). He has won the NL West six of his seven years and has made it to the WS in three of his six tries with the Dodgers.



STARTERS

TOMMY
2

SUTTON
20

LHP Julio Urías: 20-3, 2.96 ERA in 32 GS | 1-0, 2.00 ERA in 2 PS G (1 GS)

2021 Postseason: 1-0, 2.00 ERA (2 ER/9.0 IP) in 2 G (1 GS)

- **NLDS vs. SF:** Went 1-0 with a 2.00 ERA (1 ER/9.0 IP) in two games (one start)...picked up the win in NLDS Game 2 at San Francisco with 5.0 innings on one-run ball in the Dodgers' 9-2 victory, allowing three hits, walked one, struck out five and threw 72 pitches...tossed 4.0 innings of relief in Game 5, allowing one run on three hits with five strikeouts (59 pitches)

2021 Regular Season:

- Became the first Dodger to lead the league in wins since 2018, when Clayton Kershaw tied Carlos Carrasco, Jason Vargas and Corey Kluber with 18 wins...Kershaw was also the last Dodger to lead the Majors in wins outright with 21 in 2014
- Posted the 12th 20-win season in Los Angeles history (last: Clayton Kershaw 2014, 21 W)...could become the 4th Mexican-born pitcher with a 20-win season, joining Estaban Loaiza (21 W, 2003 CWS), Fernando Valenzuela (21 W, 1986 LAD) and Teddy Higuera (20 W, 1986 MIL)
- Has not lost since June 21, going 11-0 with a 2.03 ERA (22 ER/97.2 IP) during the 17-start unbeaten streak
- Also ranks among the NL's best in WHIP (1.02, 6th), opponents' batting average (.219, 9th), (opponents' OBP (.266, 7th) and innings (185.2, t-7th)
- Has 195 strikeouts against just 38 walks (5.13 SO/BB, 5th NL)
- At the plate, is tied for third among NL pitchers with 12 hits and is tied for first with nine RBI...is tied for third with 10 sacrifices
- The Dodgers have gone 26-6 in his 32 starts
- At the plate, tied Colorado's German Marquez for the most RBI among NL pitchers with nine RBI and is tied for third with 12 hits
- Had a brief IL stint from Aug. 14-24 due to a left calf contusion

Career vs. Braves:

- Went 2-0 with a 2.45 ERA (3 ER/11.0 IP) and a 0.91 WHIP in two starts against the Braves this year
- Has a 2-0 career record with a 1.80 ERA (3 ER/15.0 IP) in four games (two starts) in the regular season
- Made two appearances against Atlanta in the 2020 NLCS, picking up the win in Game 3 with 5.0 innings of one-run ball and closing out the series in relief with 3.0 scoreless frames in Game 7...was 2-0 with a 1.13 ERA (1 ER/8.0 IP) in the series

Career Postseason:

- Propelled the Dodgers to their 2020 championship, going 4-0 with one save and a 1.17 ERA (3 ER/23.0 IP) in six Postseason games (two starts)...closed out clinching games of both the NLCS and World Series, with 3.0 perfect innings in NLCS Game 7 to earn the win and picked up the save in World Series Game 6 with four strikeouts in 2.1 clean frames without a baserunner
- Has been at his best in the Postseason during the course of his career, going 7-2 with one save and 2.64 ERA (14 ER/47.2 IP) in 19 Postseason games (four starts)...has limited opponents to a .178 average with a 0.84 WHIP in the Postseason
- In 15 Postseason relief appearances, is 4-1 with a 1.98 ERA (6 ER/27.1 IP) and a 0.62 WHIP

	Regular Season Single-Game Highs	
	2021	Career
IP	7.0 (7x, last: 9/10 vs SD)	7.0 (7x, last: 9/10/21 vs SD)
ER	6 (2x, last: 6/21 at SD)	6 (4x, last: 6/21/21 at SD)
SO	12 (6/26 vs CHC)	12 (6/26/21 vs CHC)
BB	4 (6/21 at SD)	6 (6/28/16 at MIL)

	Regular Season Career vs. Braves	
	2021	Career
Totals	2-0, 2.45 ERA (3 ER/11.0 IP)-2 GS	2-0, 1.80 ERA (3 ER/15.0 IP)-4 G (2 GS)
At LA	1-0, 3.00 ERA (2 ER/6.0 IP)-1 GS	1-0, 2.57 ERA (2 ER/7.0 IP)-2 G (1 GS)
At Truist Park	1-0, 1.80 ERA (1 ER/5.0 IP)-1 GS	1-0, 1.13 ERA (1 ER/8.0 IP)-2 G (1 GS)

RHP Max Scherzer: 15-4, 2.46 in 30 GS | 0-1, SV, 1.46 ERA in 3 PS G (2 GS)

2021 Postseason:

- Is 0-1 with save and a 1.48 ERA (2 ER/12.1 IP) in three games (two starts)
 - **Wild Card:** Started the Wild Card Game against the Cardinals on Oct. 8, allowing one run on three hits in 4.1 innings in a no-decision...walked three, struck out four and threw 94 pitches in the Dodgers' eventual 3-1 walk-off win
 - **NLDS: 0-1, SV, 1.13 ERA (1 ER/8.0 IP) in 2 G (1 GS)**
 - Took the loss in Game 3 despite allowing just one run on three hits in 7.0 innings in the Dodgers' 1-0 defeat...walked one, struck out 10 and threw 110 pitches...his only run surrendered was a fifth-inning solo shot by Evan Longoria...was the fifth double-digit strikeout game of his Postseason career
 - Picked up his first career save in Game 5, striking out two in a scoreless ninth to close out the series

	Regular Season Single-Game Highs	
	2021	Career
IP	9.0 (5/2 vs MIA)	9.0 (10x)
ER	7 (7/8 at SD)	10 (2x, last: 6/17/14 KC at DET)
SO	14 (5/8 at NYY)	20 (5/11/16 DET at WSH)
BB	4 (5/19 at CHC)	7 (4/29/12 DET at NYY)

	Regular Season Career vs. Braves	
	2021	Career
Totals	0-0, 3.00 ERA (4 ER/12.0 IP)-2 GS	10-9, 3.88 ERA (68 ER/157.2 IP)-27 G (25 GS)
At LA	0-0, 0.00 ERA (0 ER/6.0 IP)-1 GS	0-0, 0.00 ERA (0 ER/6.0 IP)-1 GS
At Truist Park	---	3-3, 3.71 ERA (14 ER/34.0 IP)-6 GS

2021 Regular Season:

- Acquired on July 30 with Trea Turner from the Washington Nationals in exchange for catcher Keibert Ruiz, pitchers Josiah Gray and Gerardo Carrillo and outfielder Donovan Casey...has gone 7-0 with a 1.98 ERA (15 ER/68.10 IP) in 11 starts with Los Angeles
- The three-time Cy Young Award winner was selected to his eighth All-Star team this year and made the start for Dave Roberts' NL squad
- Enters his start on an 11-game winning streak, going 11-0 with a 2.54 ERA (31 ER/110.0 IP) in his last 19 starts since June 4
- Had a streak of 37.2 innings without allowing an earned run from Aug. 21-Sept. 23, allowing one unearned run during the streak
- Picked up his 3,000th career strikeout on Sept. 12 against the Padres, becoming the 19th all-time player to do so
- Led the Majors in WHIP (0.86) and opponents' batting average (.185), and also ranked among the best in ERA (2nd) and strikeouts (4th)
- Has 236 strikeouts, his ninth 200-strikeout season...tied for the fifth most seasons of 200+ strikeouts all time with Justin Verlander, Pedro Martinez and Bob Gibson, behind only: Nolan Ryan (15), Randy Johnson (13), Roger Clemens (12) and Tom Seaver (10)
- Limited opponents to a .159/.226/.280 SLG slashline with runners on base and a MLB-best .131 average with RISP (13-for-99)

Career vs. Braves:

- Last faced the Braves on Sept. 1 at Dodger Stadium, when he struck out nine and allowed only three hits in 6.0 scoreless innings in a no decision (eventual 4-3 Dodger win)
- Also faced Atlanta on April 6 with Washington at Nationals Park, allowing four runs on five hits with nine strikeouts in 6.0 innings...did not factor in the decision in Washington's 6-5 victory
- Overall, is 10-9 with a 3.88 ERA (68 ER/157.2 IP) in 27 career games (25 starts) against Atlanta, including a 3-3 mark with a 3.71 ERA (14 ER/34.0 IP) in six starts at Truist Park

Career Postseason:

- Has a 7-6 career record with one save and a 3.18 ERA (44 ER/124.1 IP) in 25 games (20 starts) in Postseason play
- Went 3-0 with a 2.40 ERA (8 ER/30.0 IP) in six games (five starts) during the Nationals' run to a World Championship in 2019...started Washington's Wild Card game against Milwaukee, allowing three runs in 5.0 innings in a no-decision

RHP Walker Buehler: 16-4, 2.47 ERA in 33 GS | 0-1, 3.38 in 2 PS GS**2021 Postseason:**

- **NLDS:** Went 0-1 with a 3.38 ERA (4 ER/10.2 IP) in two starts:
 - Started Game 1 of the NLDS at San Francisco, taking the loss after allowing three runs on six hits in 6.1 innings in the Dodgers' 4-0 defeat
 - Pitching on three-days rest for the first time in his career in Game 4, allowed one run on three hits in 4.1 innings in a no-decision and eventual 7-2 win

2021 Regular Season:

- Established career-best mark with a 2.47 ERA...set career highs in wins (16), innings (207.2) and starts (33)
- Selected to his second career All-Star team, but did not pitch in the All-Star Game
- Had a 23 start streak without a loss from Sept. 27, 2019-June 29, 2021, tying the franchise record along with Kirby Higbe (1943-46)...went 9-0 with a 2.72 ERA during the run
- Ranked among the NL's best in wins (3rd), innings (2nd), strikeouts (7th), WHIP (0.97, 4th), opponents' batting average (.199, 2nd),
- Has struck out 212 against 52 walks in 207.2 innings...posted his second 200-strikeout season (also: 2019, 215 SO)
- Has pitched 6.0 or more innings in 29 of his 33 starts

Career vs. Braves:

- Faced Atlanta once this season, Aug. 31 at Dodger Stadium, when he allowed two runs on four hits in 7.0 innings in a no-decision (eventual 3-2 Dodger win)
- Overall, is 2-0 with a 2.79 ERA (6 ER/19.1 IP) in three career regular season starts against the Braves, all of which have come at Dodger Stadium
- Has gone 1-0 with a 3.38 ERA (6 ER/16.0 IP) in three career Postseason starts against the Braves:
 - Stated Games 1 and 6 in last year's NLCS...allowed one run on three hits in a 5.0 inning no-decision in Game 1 and picked up the win in Game 6 with 6.0 scoreless frames
 - In his only career outing at Truist Park, Game 3 of the 2018 NLDS, allowed five runs on two hits and three walked in 5.0 innings in a no-decision (eventual 6-5 Dodger loss)

Career Postseason:

- Helped lead the Dodgers to their 2020 World Championship, going 2-0 with a 1.80 ERA (5 ER/25.0 IP) in five Postseason starts...limited opponents to a .196 batting average (18-for-92) with 39 strikeouts in 25.0 innings
- Has posted a 3-2 record and a 2.50 ERA (20 ER/72.0 IP) in 13 postseason starts, limiting hitters to a .186 batting average, posting a 1.01 WHIP and averaging 11.5 strikeouts per 9.0 innings...has allowed just one run in 13.0 innings in two World Series starts (0.69 ERA)

Regular Season Single-Game Highs		
	2021	Career
IP	7.2 (8/20 vs NYM)	9.0 (2x, last: 8/3/19 vs SD)
ER	6 (9/5 at SF)	7 (6/27/19 at COL)
SO	11 (2x, last: 10/3 vs MIL)	16 (6/21/19 vs COL)
BB	4 (2x, last: 8/8 vs. LAA)	4 (4x, last: 8/8/21 vs. LAA)
Regular Season Career vs. Braves		
	2021	Career
Totals	0-0, 2.57 ERA (2 ER/7.0 IP)-1 GS	2-0, 2.67 ERA (6 ER/19.1 IP)-3 GS
At LA	0-0, 2.57 ERA (2 ER/7.0 IP)-1 GS	2-0, 2.67 ERA (6 ER/19.1 IP)-3 GS
At Truist Park	---	---

RHP Tony Gonsolin: 4-1, 3.23 ERA in 15 G, 13 GS**2021 Regular Season:**

- Last pitched on Sept. 30 against the Padres, allowing three runs on four hits in 4.2 innings in a no-decision...walked two, struck out five and threw 78 pitches in the Dodgers' 8-3 victory
- Limited to just 15 games (13 starts) due to right shoulder inflammation...did not make his season debut until June 9 and then was on the IL again from July 31-Sept. 9...as a result, pitched no more than 5.1 innings (two times) and threw no more than 83 pitches (July 11 vs. ARI) in any game this year
- Limiting opponents to a .202 batting average, including a .185 mark against right-handers (15-for-81)...opponents hit just .150 (12-for-80) with runners on base
- Allowed one or fewer runs in 10 of his 15 games...did not allow more than three runs in any game this year

Regular Season Single-Game Highs		
	2021	Career
IP	5.1 (2x, last: 7/24 vs COL)	7.0 (9/15/20 at SD)
ER	3 (3x, last: 9/30 vs SD)	4 (2x, last: 9/26/20 vs LAA)
SO	7 (9/24 at ARI)	10 (9/20/20 at COL)
BB	5 (2x, last: 7/30 at ARI)	5 (2x, last: 7/30/21 at ARI)
Regular Season Career vs. Braves		
	2021	Career
Totals	---	0-0, 2.25 ERA (1 ER/4.0 IP)-1 GS
At LA	---	---
At Truist Park	---	0-0, 2.25 ERA (1 ER/4.0 IP)-1 GS

Career vs. Braves:

- Has made only one career regular season start against the Braves, on Aug. 18, 2019 at Truist Park, when he allowed one run on five hits in 4.0 innings in a no-decision (eventual 5-3 Dodger loss)
- Allowed seven runs in 6.1 innings (9.95 ERA) in one start and one relief appearance in last year's NLCS...in his Game 2 start, allowed five runs on three hits and three walks in 4.1 innings and took the loss in the Dodgers' 8-7 defeat...in a Game 7 relief appearance, allowed two runs in 2.0 innings

Career Postseason:

- Appeared in four Postseason games (three starts) during the Dodgers' run to the 2020 World Championship, going 0-2 with an 8.68 ERA (9 ER/9.1 IP)...started the club's World Series clinching Game 6, allowing one run on three hits in a 1.2-inning no-decision



BULLPEN



52 RHP PHIL BICKFORD: 0-0, 0.00 ERA – 3 G

Last Game: 10/12 vs. SF, 1.0 IP Series vs. SF: 0 R/2.1 IP – 3 G NLDS: 0 R/2.1 IP – 3 G
Last Win: 9/13 vs. ARI Last Loss: 9/9 at STL Last Save: 6/10 at PIT

Career Postseason: 0-0, 0.00 ERA - 3 G

Regular Season Career vs. ATL: 1-0, 3.86 ERA, 0 BB, 2 K, 1 HR – 3 G

- Finished his first season in Dodger Blue with a 2.81 ERA (16 ER/51.1 IP) across 57 games this year, striking out 59 while giving up 19 walks...started the year with Milwaukee and was later claimed by Los Angeles on May 3
- Made his Major League debut on Sept. 1, 2020 as a member of the Brewers, pitching 1.0 inning while giving up four earned runs on four hits and striking out two
- Former Oaks Christian High School standout has posted a 12-8 record with a 3.03 ERA (78 ER/231.1 IP) and 289 strikeouts in six minor league seasons
- Originally selected by the San Francisco Giants in the first round (18th overall) of the 2015 First Year Player Draft out of the College of Southern Nevada

Single-Game Highs (as reliever)

	2021 (reg. season)	Career
IP	2.0 (2x, last: 6/21 at SD)	2.0 (2x, last: 6/21 at SD)
ER	3 (6/13 vs. TEX)	4 (9/1/20 vs. DET)
SO	3 (2x, last: 7/4 at WSH)	3 (2x, last: 7/4 at WSH)
BB	2 (5x, last: 9/3 at SF)	2 (5x, last: 9/3 at SF)
IR/IRSc	20/1	20/1

63 LHP JUSTIN BRUIHL: 0-1, 2.95 ERA – 20 G (2 GS)

Last Game: 10/1 vs. MIL, 1.0 IP Series vs. MIL: 0 R/1.0 IP – 1 G Homestand: 0 R/1.2 IP – 2 G
Last Win: --- Last Loss: 9/22 at COL Last Save: ---

Career Postseason: ---

Regular Season Career vs. ATL: ---

- Retired all three batters he faced on Saturday, tossing 13 pitches (9 strikes)
- In the Majors, the lefty owns a 2.95 ERA (6 ER/18.1 IP) with a 1.09 WHIP and 11 punchouts against six walks...has kept the opposition to a .206 average
- Southpaw rookie has split the 2021 season between Double-A Tulsa and Triple-A Oklahoma City, producing a combined 4-0 record across 26 games (one start) with a 2.63 ERA (11 ER/37.2 IP), striking out 50 batters with a 1.04 WHIP
- Stellar from both sides of the plate in the minors, limiting right-handed hitters to a .167 average and lefties to .100
- In the minors, the Petaluma, CA native owns an astounding 14-2 record across 72 games (one start), garnering a 3.73 ERA (46 ER/111.0 IP) paired with 145 strikeouts and just 43 walks...has given up just four longballs in his professional career
- Was signed by the Dodgers a free agent on July 15, 2017 out of Cal Poly San Luis Obispo

Single-Game Highs (as reliever)

	2021	Career
IP	2.0 (9/5 at SF)	2.0 (9/5 at SF)
ER	3 (9/14 vs. ARI)	3 (9/14 vs. ARI)
SO	2 (8/8 vs. LAA)	2 (8/8 vs. LAA)
BB	2 (8/13 at NYM)	2 (8/13 at NYM)
IR/IRSc	11/1	11/1

48 RHP BRUSDAR GRATEROL: 0-0, 0.00 ERA – 5 G

Last Game: 10/14 at SF, 1.0 IP, 2 H, K Series vs. SF: 0 R/3.2 IP – 4 G NLDS: 0 R/3.2 IP – 4 G
Last Win: 8/11 at PHI Last Loss: 8/3/20 at SD Last Save: ---

Career Postseason: 0-0, 2.03 ERA, 1 SV, 1 BB, 9 K – 15 G

Regular Season Career vs. ATL: 0-0, 18.00 ERA, 0 BB, 2 K – 1 G

- Owens a career record of 5-3 record with a 4.07 ERA and a 1.21 WHIP in 67 games (three starts) in three big league seasons with the Twins (2019) and Dodgers (2020-21)
- Has made 15 postseason appearances, allowing three runs in 13.1 innings... last season, appeared in seven games for the Dodgers, recording a save in Game 2 of the NL Wild Card Series
- Held opponents to a .225/.273/.288 slashline in the shortened 2020 season, allowing just three extra-base hits (two doubles, one homerun)...limited righties to a .164 average
- Tied Kansas City's Josh Staumont with the Majors' fastest average sinker at 99.3 MPH last season and threw the second fastest average four-seamer at 98.8 MPH (behind Dustin May, 99.1) among pitchers with a minimum of 250 pitches
- Made his Major League debut on Sept. 1, 2019 at Detroit as a member of the Minnesota Twins, tossing a scoreless inning of relief with a strikeout
- Hard-throwing righty enters his second year with Los Angeles, after being acquired from Minnesota on Feb. 10, 2020 in a four-player deal

Single-Game Highs (as reliever)

	2021 (reg. season)	Career
IP	2.0 (4x, last: 8/25 at SD)	2.0 (5x, last: 8/25 at SD)
ER	3 (9/29 vs. SD)	3 (2x, last: 9/29 vs. SD)
SO	2 (5x, last: 9/1 vs. ATL)	3 (3x, last: 9/13/20 vs. HOU)
BB	3 (8/25 at SD)	3 (8/25 at SD)
IR/IRSc	13/1	23/4

74 RHP KENLEY JANSEN: 2-0, 0.00 ERA – 2 G

Last Game: 10/14 at SF, 1.0 IP, 2 K Series vs. SF: 0 R/2.0 IP – 2 G NLDS: 0 R/2.0 IP – 2 G
Last Win: 10/14 at SF Last Loss: 7/22 vs. SF Last Save: 10/1 vs. MIL

Career Postseason: 3-2, 2.28 ERA, 18 SV, 17 BB, 86 K – 52 G

Regular Season Career vs. ATL: 0-2, 4.94 ERA, 12 SV, 10 BB, 40 K – 27 G

- Recorded his second win of the postseason in Game 5 of the NLDS against San Francisco
- Finished out the regular season with a 4-4 record across 69 games, posting a 2.26 ERA with 38 saves
- Limited the opposition to a .153/.268/.233 slashline this season, racking up 86 strikeouts across 69.0 innings of work...also held a 1.04 WHIP
- Threw scoreless relief in five of eight Postseason appearances in 2020...picked up two saves during that time
- Three-time All-Star closer (2016-18) and two-time Trevor Hoffman NL Reliever of the Year (2016-17) is currently in his 12th big league season and has a 33-22 career record with 312 saves and a 2.39 ERA in 632 games
- Ranks 13th on the all-time saves list with 350 saves (next: Troy Percival, 358) and is second among active relievers in saves, trailing only Craig Kimbrel (372)...is the only pitcher in baseball with 30+ saves in the six seasons from 2014-19, and the only Dodger in history to accomplish the feat
- Is the Dodgers' all-time leader in saves (350) and strikeouts by a reliever (1,022)...has four 100+ strikeout seasons (2013-14, '16-17), which is the most by a Dodger reliever...collected his 1,000th career strikeout on August 25 against the Padres

Single-Game Highs (as reliever)

	2021 (reg. season)	Career
IP	2.0 (8/13 at NYM)	2.0 (2x, last: 8/13 at NYM)
ER	4 (7/22 vs. SF)	5 (2x, last: 9/12/20 vs. HOU)
SO	3 (3x, last: 9/29 vs. SD)	5 (5/9/17 at COL)
BB	3 (5/5 at CHC)	3 (5/5 at CHC)
IR/IRSc	16/2	161/36

17 RHP JOE KELLY: 1-0, 3.86 ERA – 3 G

Last Game: 10/12 vs. SF, W, 0.2 IP, H Series vs. SF: 1 R/1.2 IP – 2 G NLDS: 1 R/1.2 IP – 2 G
Last Win: 10/12 vs. SF Last Loss: 9/14/19 at NYM Last Save: 9/1 vs. ATL

Career Postseason: 4-3, 3.42 ERA, 21 BB, 49 K – 36 G (4 GS)

Regular Season Career vs. ATL: 1-0, 1.78 ERA, 10 BB, 49 K – 28 G (7 GS)

- Held the opposition to a .174 average this season, alongside 50 punchouts and just 15 walks
- As a reliever, owns a 19-10 record over 285 games, producing a 3.33 ERA (110 ER/297.2 IP) paired with 310 strikeouts and 121 walks over ten seasons with the Cardinals (2012-14), Red Sox (2014-18), and Dodgers (2019-21)
- Has had success in the postseason, producing a 3-3 career record with a 3.40 ERA (20 ER/53.0 IP) in 33 games (four starts)...held opponents to a .233 average with a 1.26 WHIP...led Boston to the 2018 title, allowing just two runs (one earned) in 11.1 innings in nine postseason games and later helped Los Angeles win a World Series title in 2020 by pitching 2.0 innings over Game 1 and 2, allowing just one run on two hits and striking out three
- Made his MLB debut on June 10, 2021 with St. Louis vs. Cleveland, allowing one run to score on seven hits over 5.0 innings

Single-Game Highs (as reliever)

	2021 (reg. season)	Career
IP	1.2 (2x, last: 7/20 vs. SF)	5.2 (9/19/12 vs. PIT)
ER	4 (5/7 at LAA)	4 (4x, last: 5/7 at LAA)
SO	3 (2x, last: 7/7 at MIA)	6 (2x, last: 5/25/13 at LAD)
BB	3 (8/29 vs. COL)	3 (4x, last: 8/29 vs. COL)
IR/IRSc	20/2	123/37

46 RHP COREY KNEBEL: 0-0, 0.00 ERA – 3 G (1 GS)

Last Game: 10/14 at SF, 1.0 IP, H, K Series vs. SF: 0 R/2.0 IP – 2 G NLDS: 0 R/2.0 IP – 2 G
Last Win: 9/30 vs. SD Last Loss: 8/9/18 vs. SD Last Save: 8/14 at NYM

Career Postseason: 1-0, 0.73 ERA, 3 BB, 18 K – 12 G

Regular Season Career vs. ATL: 0-0, 2.79 ERA, 2 BB, 13 K – 10 G

- Finished the regular season with a 4-0 mark over 27 appearances, posting a 2.45 ERA across 25.2 innings and striking out 30 batters
- All-Star (2017) reliever enters his first season with the Dodgers after being acquired in a trade with the Brewers in December 2020
- Posted a 6.08 ERA in 15 appearances for the Brewers last season, striking out 15 batters over 13.1 innings
- Spent part of the 2020 campaign on the Injured List, sidelined from August 20 – Sept. 8 with a strained hamstring
- In six big league seasons, the righty has earned a 10-11 record paired with 60 saves and a 3.23 ERA over 266 games...has limited the opposition to a .212 batting average
- Did not play in 2019 as he was recovering from Tommy John surgery after he suffered a torn UCL in his right elbow during Spring Training

Single-Game Highs (as reliever)

	2021 (reg. season)	Career
IP	2.0 (9/3 at SF)	2.0 (10x, last: 9/3 at SF)
ER	2 (2x, last: 8/24 at SD)	4 (2x, last: 8/9/18 vs. SD)
SO	3 (4/9 vs. WSH)	6 (9/15/20 vs. STL)
BB	1 (9x, last: 9/30 vs. SD)	3 (5x, last: 8/9/18 vs. SD)
IR/IRSc	6/0	58/13

59 RHP EVAN PHILLIPS: 1-1, SV, 3.38 ERA – 8 G

Last Game: 10/1 vs. MIL, 1.0 IP, H, 2 K Series vs. MIL: 0 R/1.0 IP – 1 G Homestand: 0 R/3.0 IP – 2 G
Last Win: 8/19 vs. NYM Last Loss: 9/3 at SF Last Save: 8/13 at MIN

Career Postseason: ---

Regular Season Career vs. ATL: ---

- Looks to make his first postseason appearance in the NLCS
- Finished out the regular season with a 1-1 record across eight games (13.1 IP) with 11 strikeouts
- Earned his first win of the season on August 19 against the Mets, delivering 2.1 innings and giving up one run on three hits and a strikeout
- Prior to becoming a Dodger, the righty pitched in one game for the Rays this season, allowing one run in 3.0 innings...was claimed by LAD on August 16
- Has spent parts of four seasons in the Major Leagues, going a combined 2-4 with a 6.68 ERA (49 ER/67.1 IP) with 79 strikeouts with Atlanta (2018), Baltimore (2018-20), and Tampa Bay (2021)
- Owens a 19-20 minor league record across 187 games with a 3.76 ERA and 306 strikeouts
- Drafted by the Atlanta Braves in the 17th round of the 2015 First-Year Player Draft out of UNC Wilmington

Single-Game Highs (as reliever)

	2021	Career
IP	3.0 (8/13 at MIN)	3.0 (4/9/19 vs. OAK)
ER	2 (9/25 at ARI)	4 (3x, last: 8/15/18 vs. NYM)
SO	2 (3x, last: 9/30 vs. SD)	4 (2x, last: 9/19/20 vs. TB)
BB	2 (2x, last: 9/25 at ARI)	4 (8/16/20 vs. WSH)
IR/IRSc	1/0	33/15

49 RHP BLAKE TREINEN: 0-0, 2.70 ERA – 4 G

Last Game: 10/14 at SF, 1.0 IP, 2 K **Series vs. SF:** 1 R/3.1 IP – 3 G **NLDS:** 1 R/3.1 IP – 3 G
Last Win: 10/1 vs. MIL **Last Loss:** 7/27 at SF **Last Save:** 9/28 vs. SD

Career Postseason: 2-2, 5.14 ERA, 4 BB, 21 K – 19 G**Regular Season Career vs. ATL:** 4-0, 1.59 ERA, 16 BB, 35 K – 27 G

- 🔗 **Posted a 1.99 ERA (16 ER/72.1 IP) in the regular season while striking out 85 batters against just 25 walks for a 6-5 overall record**
- 🔗 **Kept opposing hitters to a .179 average and held a 10.58 strikeout-per-nine innings mark in 2021**
- 🔗 **Has compiled a 35-30 record with 79 saves to go with a 2.87 ERA in 443 career games over nine seasons with Washington (2014-17), Oakland (2017-19), and Los Angeles (2020-21)**
- 🔗 In 2020, he pitched in 27 games, tied with Kenley Jansen for most relief appearances, in his first year with the club...earned a 3-3 mark with one save and a 3.86 ERA, striking out 22 batters...also tied for the lead with three wins amongst Dodger relievers in the shortened season

	Single-Game Highs (as reliever)	
	2021 (reg. season)	Career
IP	1.2 (2x, last: 6/25 vs. CHC)	4.0 (5/14/15 at SD)
ER	3 (5/28 vs. SF)	5 (8/24/16 vs. BAL)
SO	3 (4x, last: 9/22 at COL)	6 (5/14/15 at SD)
BB	2 (3x, last: 9/15 vs. ARI)	4 (4/7/19 at HOU)
IR/IRSc	29/4	194/58

51 LHP ALEX VESIA: 0-0, 6.75 ERA – 2 G

Last Game: 10/12 vs. SF, 0.2 IP, H **Series vs. SF:** 1 R/1.1 IP – 2 G **NLDS:** 1 R/1.1 IP – 2 G
Last Win: 8/10 at PHI **Last Loss:** 5/1 at MIL **Last Save:** 9/21 at COL

Career Postseason: 0-0, 6.75 ERA, 2 K - 2 G**Regular Season Career vs. ATL:** 0-0, 22.50 ERA, 3 BB, 3 K – 2 G

- 🔗 **Across his 40.0 innings this year, the southpaw has struck out 54 batters and kept oppositional hitters to a .126 average with a stellar 0.98 WHIP**
- 🔗 California native saw his first Major League action in 2020, allowing ten runs (nine earned) in 4.1 innings (18.69 ERA) in five relief appearances
- 🔗 Made his MLB debut on July 25, 2020 at Philadelphia as a member of the Marlins organization...allowed two runs in 0.2 innings and despite taking the loss, he struck out the first big league hitter he faced, Didi Gregorius
- 🔗 Had a breakout 2019 campaign, combining to go 7-2 with a 1.76 ERA (66.2 IP/13 ER) in 38 appearances (one start) across three levels of Miami's system, posting 100 strikeouts against just 19 walks, 44 hits, and three home runs, while allowing a .187 average against and 0.95 WHIP

	Single-Game Highs (as reliever)	
	2021 (reg. season)	Career
IP	2.0 (2x, last: 7/19 vs. SF)	2.0 (2x, last: 7/19 vs. SF)
ER	2 (3x, last: 5/29 at SF)	4 (9/9/20 at ATL)
SO	4 (8/10 at PHI)	4 (8/10 at PHI)
BB	4 (5/1 at MIL)	4 (5/1 at MIL)
IR/IRSc	15/4	16/5



BATTERS

TOMMY
2

SUTTON
20

- In 2021, the Dodgers led the National League with 830 runs scored and ranked third with 237 home runs. Los Angeles led the Senior Circuit with 613 walks and ranked second with a .330 on-base percentage.

15 AUSTIN BARNES – .215, 6 HR, 23 RBI

Last Game: 0-1, K (PH) (Game 3 NLDS vs. SF)

NLDS vs. SF: 0-1, K

2021 POST: 0-1, K

Vs. LHP/Vs. RHP: .212/.216

Last HR (Reg. Season): 9/1/2021 vs. ATL

Current Streak: 0 G (0-for-2)

RISP: .204 (10-for-49), 15 RBI

As PH: .333 (7-for-21), 2 HR, 5 RBI, BB, 6 K

Career Postseason: .196 (20-for-102), 13 R, 2 2B, 2 HR, 10 RBI in 38 G

Reached base safely in his first four plate appearances to begin the 2017 postseason...according to Stats LLC., he became the first Dodger to reach in four straight plate appearances to begin a postseason since Sandy Amoros in the 1955 World Series (five straight)

Went 4-for-8 (.500) with four runs, one double, one home run and three RBI in the 2017 NLDS against the Diamondbacks

Appeared in 10 postseason games in 2020, including five of six World Series games, batting .320 (8-for-25) with four runs, one homer and three RBI

2021 Regular Season Notes:

Has appeared in 424 Major League games, posting a .227/.335/.353 slashline with 144 runs, 46 doubles, three triples, 24 home runs and 112 RBI...hit .333 (7-for-21) with two homers as a pinch-hitter

Clubbed his first career pinch-hit homer on May 28, a three-run shot to tie the game...belted his second-career pinch-hit homer on June 22 at SD

Made his MLB debut on May 24, 2015 vs. San Diego and collected his first big league hit that day with a single in the eighth inning off Dale Thayer

Originally selected by the Marlins in the ninth round of the 2011 First-Year Player Draft out of Arizona State University

Single-Game Highs		
	2021	Career
H	2 (8x, last: 9/1 vs. ATL)	3 (9/27/17 vs. SD)
HR	1 (6x, last, 9/1 vs. ATL)	2 (6/30/17 at SD)
RBI	3 (5/27 vs SF)	7 (6/30/17 at SD)
BB	3 (6/10 at PIT)	3 (3x, last: 6/10/21 at PIT)
SB	1 (9/23 at COL)	2 (6/22/17 vs. NYM)
Hit Streak	5 (5/22-28)	8 G (8/11-8/20/20)

45 MATT BEATY (L) – .270, 7 HR, 40 RBI

Last Game: 0-1 (Game 5 of NLDS at SF)

NLDS vs. SF: 1-5, RBI, K

2021 POST: 1-8, RBI, K

Vs. LHP/Vs. RHP: .350/.261

Last HR (Reg. Season): 10/3/21 vs. MIL

Current Streak: 1 G (1-for-1)

RISP: .333 (22-for-66), 32 RBI

As PH: .180 (9-for-50), HR, 4 RBI, 5 BB, 4 HBP, 15 K

Career Postseason: .250 (4-for-16) RBI in 11 G

Made his Postseason debut during game two of the 2019 NLDS, collecting a pinch-hit single in the bottom of the 6th inning...drew the start at first base in the 2021 Wild Card game vs. STL

Has collected a hit in four of 11 career Postseason games...went 0-for-3 with a walk in last year's NLCS...his only 2020 Postseason action

2021 Regular Season Notes:

Had three separate stints with Los Angeles this year...finished the year with four consecutive hits vs. Milwaukee, including two home runs

Had career game May 2 at MIL, going 4-for-6 with 1st-career grand slam and a career-high 7 RBI...he and AJ Pollock became first Dodger teammates and the 7th pair of big league teammates to collect 7 RBI in same game...hit .350 (7-for-20) vs. left-handed pitching

Was recalled April 24 and recorded a pinch hit single and scored the winning run...reached base safely 75 times in his last 203 plate appearances (102 games)

Named 2017 Texas League Player of the Year with Double-A Tulsa, after leading the league in batting average (.326, T-1st)

Selected by the Dodgers in the 12th round of the 2015 First-Year Player Draft out of Belmont University (TN)

Single-Game Highs		
	2021	Career
H	4 (5/2 at MIL)	4 (5/2/21 at MIL)
HR	2 (5/2 at MIL)	2 (5/2/21 at MIL)
RBI	7 (5/2 at MIL)	7 (5/2/21 at MIL)
BB	2 (4/27 vs. CIN)	2 (4x, last: 8/29/19 at ARI)
SB	1 (2x, last: 8/21 vs. NYM)	1 (7x, last: 8/21/21 vs. NYM)
Hit Streak	3 (3x, last: 6/15-19)	5 (7/6/19-7/20/19)

35 CODY BELLINGER (L) – .165, 10 HR, 36 RBI

Last Game: 1-4, RBI (Game 5 at SF)

NLDS vs. SF: 4-15, 2 R, 2B, 3 RBI, 7 K

2021 POST: .294 (5-17), 3 R, 2B, 3 RBI, 2 BB, 8 K, 2 SB

Vs. LHP/Vs. RHP: .116/.183

Last HR (Reg. Season): 9/29/2021 vs. SD

Current Streak: 3 G (4-for-12)

RISP: .161 (13-for-81), 23 RBI

As PH: 0-for-5, RBI, BB, K

Career Postseason: .197 (43-for-218), 27 R, 7 2B, 3 3B, 8 HR, 29 RBI in 60 G

Delivered the game-winner on Thursday night, finished the Giants series with two game-winning RBI

His two-RBI night in Game 2 of the NLDS was his seventh-career multi-RBI Postseason game

Had his second-career multi-steal Postseason game in the Wild Card round vs. STL (also Game 5 2019 NLDS vs. WAS)

Was named the 2018 NLCS MVP following his walk-off 13th inning single in Game 4 (first career walk-off hit and his second career walk-off RBI (July 8, 2017 vs. KC)), and his two-run homer in Game 7 to take the lead

In 2017, became the all-time Dodger rookie Postseason record holder in hits (14), extra-base hits (8), home runs (3), RBI (9), runs (10) and total bases (29)...his five go-ahead RBI are the most in Dodger franchise history and his three game-winning RBI tied for the most in franchise history

Stroked a three-run home run in Game 5 of the 2017 World Series, becoming the youngest Dodger to homer in a World Series game at 22 years, 108 days old, eclipsing Pete Reiser (22 years, 202 days) in Game 4 of the 1941 Fall Classic...also became the youngest player overall to homer in a Fall Classic game since Florida's Miguel Cabrera (20 years, 187 days) in Game 4 of the 2003 World Series...became 16th player in World Series history to log a triple and homer in a single Fall Classic game and also became the first rookie and the youngest overall to do so, surpassing Pedro Guerrero of the Dodgers (25 years, 121 days) in Game 6 of the 1981 World Series

Blasted his first career postseason home run in Game 3 of the 2017 NLDS against the Diamondbacks...became the youngest Dodger to hit a home run in postseason history at 22 years, 88 days old, surpassing teammate Corey Seager (22 years, 163 days old), who was a previous record holder...according to Elias Sports Bureau, Bellinger became the fifth-youngest player to homer in a postseason series-clinching win in big league history, trailing only Andrew Jones (1996 NLCS – 19 years, 177 days old), Miguel Cabrera (2003 NLCS – 20 years, 180 days old), Mickey Mantle (1952 WS – 20 years, 353 days old) and Wayne Garrett (1969 NLCS – 21 years, 307 days old)

Hit four home runs during the 2020 Postseason, including the game-winning solo shot in Game 7 of the NLCS (B7)...also homered in Game 1 of the 2020 World Series vs. TB

2021 Regular Season Notes:

Clubbed his sixth career grand slam on June 2 vs. STL, recording a career best matching six RBI

Drove in 6 runs in the 1st inning on June 2 vs. STL, becoming the 1st player in franchise history with 6 RBI in same inning...Jeff Kent (2005), Matt Kemp (2008), and Dusty Baker (1977) had 5

In his fifth season with the Dodgers...has hit .257 with 107 doubles, 133 homers and 354 RBI in 601 games

Became the 12th Dodger to garner MVP honors in 2019 and joined Jackie Robinson and Don Newcombe as the only Dodgers to earn both Rookie of the Year and MVP honors...is the only Dodger to collect MVP, Gold Glove and Silver Slugger accolades in the same season (2019)

His 133 home runs are 21st all-time in franchise history

Single-Game Highs		
	2021	Career
H	2 (8x, last: 8/25 at SD)	4 (4x, last: 7/15/19 at PHI)
HR	2 (8/11 at PHI)	2 (13x, last: 8/11/21 at PHI)
RBI	6 (6/2 vs. STL)	6 (3x, last: 6/2 vs. STL)
BB	2 (2x, last: 6/24 vs. CHC)	3 (7x, last: 9/2/19 vs. COL)
SB	1 (2x, last: 6/25 vs. CHC)	2 (3x, last: 9/8/20)
Hit Streak	8 (7/31-8/11)	12 (5/24-6/5/2019)

50 MOOKIE BETTS - .264, 23 HR, 58 RBI

Last Game: 4-4, R, SB (Game 5 at SF)

NLDS vs. SF: 7-16, R, RBI, BB, 2 SB, K

2021 POST: .458 (11-24), 2 R, HR, 4 RBI, BB, SB, 2 K

Vs. LHP/Vs. RHP: .266/.263

Last HR (Reg. Season): 9/30/2021 vs. SD

Current Streak: 2 G (6-for-8)

RISP: .256 (22-for-86), 36 RBI

As PH: 0-for-2, 2 BB, K

Career Postseason: .284 (52-for-183), 33 R, 15 2B, 4 HR, 16 RBI in 45 G

Recorded a career-high in a postseason game with four hits on Thursday night (4-for-4)

Has collected a hit in five of six 2021 Postseason games thus far...belted his fourth-career Postseason homer in Game 4 of the NLDS

Hit .296 (21-for-71) with two homers, eight doubles, six stolen bases and eight RBI in 18 games during the Dodgers World Series run last year

With his homer in Game 6 of the 2020 WS, he became the ninth player in MLB history to homer in multiple World Series-clinching games...he is the second player to do it with two different teams (other: Reggie Jackson)

In Game 1 of the World Series against Tampa Bay, went 2-for-4 with a homer, two runs scored and two stolen bases and became the first player in MLB history with two runs, two stolen bases and a homer in a World Series game

His "other" Postseason home run came during the 2018 World Series against the Dodgers, a solo shot off Clayton Kershaw in the sixth inning

His seven Postseason doubles with the Red Sox tied for 7th in Boston franchise history

2021 Regular Season Notes:

Had his season high 15-game hitting streak (.323, 20-for-62) snapped on 9/25

Hit .280 (45-for-161) with 10 homers, eight doubles and 20 RBI in 43 second-half games

Collected a season-high four hits and three doubles July 17 at COL

Hit .370 (20-for-54) in 14 July games with four homers, 11 RBI and 15 runs scored

Named to his fifth All-Star team and first in the National League, but did not attend the festivities at Coors Field

Had his on-base streak snapped at 23 games on May 2 at MIL...was the longest in the Major Leagues

Has Launched 29 career leadoff homers...nine with the Dodgers...hit seven in 2021...also recorded his first multi-homer game of the year on 8/4 vs. HOU...19th career

Had a nine-game hitting streak to start the season (4/1-4/17)...batted .293 (12-for-41) during the streak

With his Game 6 homer in the WS, became the ninth player in MLB history to homer in multiple World Series-clinching...is the second player to do it with two different teams (Reggie Jackson)

On August 13, 2020 he homered three times against the Padres, joining Hall-of-Famer Johnny Mize and Sammy Sosa as the only players in MLB history with six career three-homer games

Finished last season, ranking among NL hitters in homers (T-3rd), extra base hits (T-13th, 26), OPS (13th, .927), slugging percentage (13th, .562), RBI (12th, 39), runs created (T-4th, 52), stolen bases (T-5, 10) and hits (T-10th, 64)...each of his 16 homers came against right-handed pitchers...slashed .323/.385/.677 against righties...ranked 9th in the Majors in batting average against righties

Reached 1,000 hits for his career on August 27, 2020 at San Francisco, attaining the milestone in 824 career games

In eight Major League seasons, has slashed .296/.373/.518 career slash line with 267 doubles, 30 triples, 178 home runs, 567 RBI and 146 stolen bases...owns a .989 fielding percentage over 971 games at the big league level

Has earned several accolades throughout his big league time – All-Star (2016-19), Silver Slugger (2016, 2018-20), Gold Glove (2016-20), American League MVP (2018), and Wilson Defensive Player of the Year (2016, 2018)...is the only AL player to ever win the World Series and earn MVP, Gold Glove and Silver Slugger awards in a single season

Made his Major League debut on June 29, 2014 at New York (AL) and recorded his first major league hit that same night with a single off Chase Whitley in the fourth inning

Drafted by the Boston Red Sox in the 5th round of the 2011 MLB June Amateur Draft...signed by Danny Watkins

Single-Game Highs		
	2021	Career
H	4 (7/17 at COL)	5 (8/26/16 vs. KC)
HR	2 (8/4 vs. HOU)	3 (6x, last, 8/13/20 vs. SD)
RBI	4 (3x, last, 9/11 vs. SD)	8 (2x, last: 7/2/17 at TOR)
BB	3 (7/10 vs. ARI)	3 (9x, last: 7/10 vs. ARI)
SB	2 (2x, last: 9/4 at SF)	3 (2x, last: 9/16 at SD)
Hit Streak	15 (9/8-24)	18 (8/24-9/13/2015)

9 GAVIN LUX (L) - .242, 6 HR, 42 RBI
Last Game: 1-4, 2 K (Game 5 at SF)
NLDS vs. SF: 3-9, R, 2 BB, 2 K
2021 POST: 3-9, R, 2 BB, 2 K
Vs. LHP/Vs. RHP: .188/.260
Last HR (Reg. Season): 9/19/21 at CIN

Current Streak: 2 G (3-for-6)
RISP: .267 (23-for-86), 39 RBI
As PH: 0-for-2, K

Career Postseason: .263 (5-for-19), 2 R, HR, RBI, 9 K in 11 G

- Had two hits in Game 4 of the NLDS vs. SF and reached base safely four times...was his first-career Postseason multi-hit game**
- Was active for the 2020 NLDS and went 0-for-1
- Went 2-for-9 with a homer in the 2019 NLDS vs. Washington...belted a pinch-hit homer in his very first Postseason AB... is the youngest Dodger to homer in a postseason game at 21 years – 314 days

2021 Regular Season Notes:

- Was recalled Sept. 10 for his second stint with Los Angeles after being optioned on Aug. 26...hit .350 (18-for-50) with 10 runs scored in 17 games since his promotion on Sept. 10
- Hit two home runs May 31 vs. STL for his second career multi-homer game...the other was 9/8/2020 vs. ARI
- Hit .286 (28-for-98) with five homers and 19 RBI in 27 games during the month of May
- Ripped his first-career grand slam on May 18 and drove in a career best four runs vs. Arizona...swatted his second-career grand slam on May 23 in San Francisco...matched his career high with three hits on 9/19 at CIN
- Belted his first homer of the season May 11, a three-run game winner over Seattle in the bottom of the 8th frame
- Had his six-game hitting streak snapped April 7...hit .333 (8-for-24) during the streak
- Owens a .233/.314/.368 career slashline with 18 doubles, five triples, 12 homers and 63 RBI in 144 games**
- Made his Major League debut on Sept. 2, 2019 vs. Colorado...lined a single in his first at-bat...he is the first Dodger player in franchise history to score three runs in his ML debut
- Named Baseball America's 2019 Minor League Player of the Year after hitting .347 (159-for-458) with 26 homers and 76 RBI in a combined 113 games between Double-A Tulsa and Triple-A Oklahoma City...became the third Dodger to win the award, joining Mike Marshall (1981) and Paul Konerko (1997)...awarded Branch Rickey Minor League Player of Year
- Signed with the team on June 17, 2016 after being drafted in the first round of the MLB Draft out of Indian Trail High School (Wi.)

	Single-Game Highs	
	2021	Career
H	3 (2x, last, 9/19 at CIN)	3 (4x, last: 9/19/21 at CIN)
HR	2 (5/31 vs. STL)	2 (2x, last: 5/31/21 vs. STL)
RBI	4 (3x, last: 6/11 vs. TEX)	5 (9/8/20 at ARI)
BB	2 (2x, last: 9/24 at ARI)	2 (2x, last: 9/24/21 at ARI)
SB	1 (3x, last: 7/3 at WAS)	1 (6x, last: 7/3/21 at WAS)
Hit Streak	6 (2x, last: 9/15-23)	6 (2x, last: 9/15/21-23)

11 AJ POLLOCK - .297, 21 HR, 69 RBI
Last Game: 1-1 (PH) (Game 5 at SF)
NLDS vs. SF: 3-11, 2 R, 2B, 2 RBI, BB, 5 K
2021 POST: .214 (3-14), 2 R, 2B, 2 RBI, BB, 6 K
Vs. LHP/Vs. RHP: .288/.301
Last HR (Reg. Season): 10/2/21 vs.MIL

Current Streak: 1 G (1-for-1)
RISP: .307 (31-for-101), 42 RBI
As PH: .357 (5-for-14), HR, 4 RBI, 2 BB, 3 K

Career Postseason: .183 (15-for-82), 10 R, 4 2B, 3B, HR, 7 RBI in 28 G

- Drove in two runs in a Postseason game for the second time in his career in Game 2 of the 2021 NLDS (other time was 2017 Wild Card game vs. COL)**
- Hit .220 (9-for-41) with two doubles and two RBI in 14 games during last year's World Series run
- Went 0-for-13 with a walk in five games for the Dodgers during the 2019 NLDS
- Played in four Postseason games during the 2017 playoffs with the Arizona Diamondbacks, including three games in the NLDS against the Dodgers, where he launched one home run and scored twice...In his Postseason debut, connected for a double and triple with two RBI in the 2017 NL Wild Card

2021 Regular Season Notes:

- Matched his career-high with a homer on Saturday night...his 21st of the season, matching his 2018 output
- Had his career high 14-game hitting streak snapped on Aug. 7 as well as his career best 23-game streak of reaching base safely...hit .411 (23-for-56) during the hitting streak
- Named the NL Player of the Week July 5-11 after hitting .391 (9-for-23) with four homers, three doubles and a 1.505 OPS in six games...batted .324 (60-for-185) with nine homers, 14 doubles and 36 RBI in the second half
- Had career-high eight RBI May 2 and blasted two home runs at MIL...he and Matt Beaty became the first pair of Dodger teammates to collect at least 7 RBI in the same game...joined James Loney (9), Gil Hodges (9), Adrain Gonzalez (8), Yasmani Grandal (8), Ron Cey (8) and Hodges (8) as Dodgers with eight or more RBI in a game
- In 895 career Big League games, he has posted a .281/.338/.482 slash line with 195 doubles, 31 triples, 126 home runs, 414 RBI and 119 stolen bases
- In 2020, he finished the season tied for third-most home runs among National League hitters and tied with Mookie Betts for the team lead...he collected 54 hits, 25 of which went for extra bases (nine doubles and 16 homers)... wrapped up the season tied for 15th in the National League in extra-base hits
- Selected by the Diamondbacks in first round (17th overall) in the 2009 MLB First-Year Player Draft out of Notre Dame

	Single-Game Highs	
	2021	Career
H	4 (2x, last, 8/1 at ARI)	5 (7/20/18 vs. COL)
HR	2 (3x, last, 9/29 vs. SD)	3 (2x, last: 9/6/19 vs. SF)
RBI	8 (5/2 at MIL)	8 (5/2/21 at MIL)
BB	2 (7/10 vs. ARI)	3 (2x, last, 9/27/15 at SD)
SB	1 (9x, last: 8/30 vs. ATL)	3 (5/20/15 at MIA)
Hit Streak	14 (7/21-8/6)	14 (7/21-8/6/21)

55 ALBERT PUJOLS - .236, 17 HR, 50 RBI
Last Game: 0-1 (PH) (Game 4 NLDS vs. SF)
NLDS vs. SF: 2-3
2021 POST: 2-4
Vs. LHP/Vs. RHP: .294/.180
Last HR (Reg. Season): 9/7/21 at STL

Current Streak: 0 G (0-for-1)
RISP: .301 (22-for-73), 32 RBI
As PH: .350 (14-for-40), 3 BB, 2 HR, 10 RBI, 9 K

Career Postseason: .325 (92-for-283), 55 R, 18 2B, 3B, 19 HR, 54 RBI in 80 G

- Earned the start in Game 3 and went 2-for-2 in his first 2021 NLDS action
- Made his first Postseason appearance since 2014 on 10/6 vs. STL...won WS with the Cardinals in 2006 and 2011
- In Game 3 of 2011 World Series, joined Babe Ruth (1926, 1928) and Reggie Jackson (1977) as only players to hit three home runs in a WS contest (5-for-6, 4 R, 6 RBI)...tied World Series record for most home runs (three), hits (five) and RBI (six) in a WS game and set a new Fall Classic record with 14 total bases.
- His 19 home runs rank fourth all-time (Derek Jeter is third with 20) and 54 RBI rank sixth (David Ortiz ranks fifth with 60 RBI)...has appeared in three World Series (2004, 2006 & 2011) & five N.L. Championship Series (2002, 2004-06 & 2011)
- In 2011 playoffs, appeared in 18 games batting .353 (24/68) with 15 runs, eight doubles, five home runs, 16 RBI and a 1.160 OPS...Eight doubles tied MLB postseason record (w/ teammate David Freese)...Walked 12 times in playoffs (8 IBB)...Hit .350 (7/20) is DS vs. Philadelphia...Had four hits with three doubles in Game 3...Went 4-for-5 with a home run, three doubles & five RBI in LCS Game 2 at Milwaukee.
- In 2006 playoffs with St. Louis, earned his first World Series title...Led team with three home runs, 11 runs and 13 walks (5 IBB) in 16 total playoff games...Launched two-run homer in third inning of World Series Game 1 at Detroit...Blasted two-run home run in third inning of DS Game 1 at San Diego for game-winning RBI
- In 2005 playoffs, belted game-winning, three-run HR with two outs in 9th inning of NLCS Game 5 at Houston off Brad Lidge to send series to Game 6 (over railroad tracks above left field wall; approx. 455 ft.)...Had a team-high six RBI in NLCS...Was 5-for-9 (.556) with four walks (three intentional), four runs and two RBI in sweep of San Diego in DS
- Went 24-for-58 (.414) with six home runs, 14 RBI and 15 runs in 2004 playoffs with Cardinals...Six home runs were a Cardinals postseason record...Named MVP of NLCS (.500; 14/28, 4 HR, 9 RBI, 10 R)...14 hits and 28 total bases set NLCS records...Fifth player in LCS history to bat .500 or better in a series...Hit .333 (5/15) in four World Series games vs. Boston.

2021 Regular Season Notes:

- Hit .254 (48-for-189) with 12 homers and 38 RBI as a Dodger...batted .303 (33-for-109) vs. LHP as a Dodger...made his Dodger debut May 17 and produced an RBI single in his second at-bat
- Ranks 11th on the all-time hits list with 3,301...passed Willie Mays on July 17 at COL...is 12 away from catching Eddie Collins for 10th...ranks 13th on the all-time runs list with 1,871...9 shy of Tris Speaker...is fourth all-time in total bases (6,040)
- Is fourth all-time with 1,367 extra base hits and snapped a tie with Babe Ruth May 30 vs. SF, belting his eighth homer of the season...is 10 shy of Stan Musial for third place
- Batted .198 with five homers and 12 RBI in 24 games with the Angels, before being designated for assignment on May 6
- Three-time National League Most Valuable Player in his 21st season...has hit 679 homers and driven in 2,150 runs in 2,971 career games
- His 679 homers are the most by any active player and rank fifth all-time, trailing Barry Bonds (762), Hank Aaron (755), Babe Ruth (714) and Alex Rodriguez (696)
- In career, is hitting .297 (3301-for-11114) with 672 doubles and a .919 OPS...won the Louisville Silver Slugger six times (2001, '03-'04, '08-'10) and is a 2-time Rawlings Gold Glove recipient (2006, '10)...ranks among all-time leaders in various categories, including homers (5th), doubles (5th), extra-base hits (4th), total bases (4th), hits (11th), runs (13th) and RBI (3rd)
- Had made the All-Star team 10 times and one of five players in National League history to win the MVP three or more times, a list which includes Bonds, Mike Schimidt, Roy Campanella and Stan Musial...one of four players all-time with 3,000+ hits and 600+ homers along with Willie Mays, Hank Aaron and Alex Rodriguez
- Was originally drafted by the St. Louis Cardinals in the 13th round of the June 1999 First-Year Player draft out of Maple Woods Community College in Kansas City

	Single-Game Highs	
	2021	Career
H	3 (7/10 vs. ARI)	5 (4x, last: 7/26/08 at NYM)
HR	2 (7/10 vs. ARI)	3 (4x, last, 5/30/10 at CHC)
RBI	3 (4x, last, 7/10 vs. ARI)	7 (2x, last: 4/11/09 vs. HOU)
BB	1 (13x, last: 9/9 vs. STL)	4 (3x, last: 4/17/10 vs. NYM)
SB	1 (2x, last: 7/30 at ARI)	2 (4x, last: 6/2/10 vs. CIN)
Hit Streak	5 (7/7-17)	30 (7/17-8/16/2003)

5 COREY SEAGER (L) - .306, 16 HR, 57 RBI

Last Game: 1-4, 2B, RBI (Game 5 at SF)
 NLDS vs. SF: .238 (5-21), 2 R, 2B, BB RBI
 2021 POST: .208 (5-24), 2 R, 2B, RBI, 2 BB, 2 K
 Vs. LHP/Vs. RHP: .330/.294
 Last HR (Reg. Season): 10/2/21 vs. MIL
 Current Streak: 2 G (3-for-9)
 RISP: .338 (27-for-80), 37 RBI
 As PH: 0-for-4, 2 K

Career Postseason: .244 (51-for-209), 34 R, 9 2B, 3B, 11 HR, 32 RBI in 55 G

- Won the 2020 NLCS and World Series MVPs... Became the second Dodger in franchise history (Orel Hersheriser in 1988) to win the NLCS and World Series MVP in the same season after clubbing seven homers in 18 games and slashing .328/.425/.746 in the 2020 postseason
- Had a two home-run game in Game 5 of the NLCS against Atlanta...drove in three runs in the 7-3 win...went 4-for-5 with a home run and two RBI in Game 4 of the World Series...his .328 postseason batting average was 11th-best in LA Dodgers history...his .746 slugging percentage ranks fourth-best in LA club history
- His 20 RBI in the 2020 postseason were the most by any Dodger in a single postseason, passing Justin Turner's 14 RBI in 2017... had the second-most home runs (eight), second-most runs scored (20), and second-most RBI (20) of any postseason in MLB history
- Drove in a first-inning run in three consecutive games (Game 1-3 of 2016 NLDS), which tied a Major League postseason record, previously done by Dan Ford (1979), Eric Davis (1990) and Daniel Murphy (2015)... Slugged a home run in two consecutive games (Game 1 and 2 of 2016 NLDS), both in the first inning, becoming just the third rookie to homer in each of his first two postseason games in one year, joining the Yankees' Shane Spencer (1998), the Astros' Carlos Beltran (2004) and the Dbacks' Paul Goldschmidt (2011)...also became just the fourth player to homer in the first inning in each of the first two games of playoff series, joining Dan Ford (1979, LCS vs. BAL), Carlos Beltran (2004, LCS vs. HOU) and Daniel Murphy (2015, LCS vs. CHC)
- Blasted his first career postseason home run with a solo shot in the first inning in 2016 NLDS G1, becoming the youngest Dodger in franchise history to hit a postseason home run (22 years, 163 days old)
- 2021 Regular Season Notes:**
- Returned from the injured list July 30 after being out since May 15 with a fractured right hand...batted .323 (64-for-198) with 10 doubles, a triple, nine homers and 31 RBI since his return ...matched his season and career high with four hits on 9/23 at COL
- Has recorded multi-hit efforts in 29 of 95 games played...last season, he tallied 22 multi-hit games
- Club his 100th career homer on Sept. 26 at ARI, recoding his ninth multi-homer game of his career and his first of the 2021 season
- In 636 big-league games over seven seasons (2015-2021), he has posted a .297/.367/.504 slashline with 394 runs, 164 doubles, 12 triples, 104 home runs and 364 RBI
- Became the second Dodger in franchise history (Orel Hersheriser in 1988) to win the NLCS and World Series MVP in the same season after clubbing seven homers in 18 games and slashing .328/.425/.746 in the 2020 postseason
- In the 2020 Regular Season, led the team in hits, doubles and RBI...finished the season with 22 multi-hit games, tied with Trea Turner for most in the Major Leagues
- Selected by the Dodgers in the first round (18th overall) of the 2012 First-Year Player Draft out of Northwest Cabarrus High School (NC)

Single-Game Highs		
	2021	Career
H	4 (2x, last: 9/23 at COL)	4 (9x, last: 9/23/21 at COL)
HR	2 (2x, 9/30 vs. SD))	3 (2x, last: 6/20/17 vs. NYM)
RBI	3 (2x, last: 8/18 vs. PIT)	6 (6/20/17 vs. NYM)
BB	3 (9/5 at SF)	3 (4x, last: 9/5/21 at SF))
SB	1 (4/26 vs. CIN)	1 (10x, last: 5/21/19 at TB)
Hit Streak	5 (2x, last: 9/28-10/3)	19 (6/16-7/6/16)

16 WILL SMITH - .258, 25 HR, 75 RBI

Last Game: 0-3, BB (Game 5 at SF)
 NLDS vs. SF: .333 (6-18), 3 R, 2 2B, 2 HR, 3 RBI, 3 BB, 2 K
 2021 POST: .333 (6-18), 3 R, 2 2B, 2 HR, 3 RBI, 3 BB, 3 K
 Vs. LHP/Vs. RHP: .231/.270
 Last HR (Reg. Season): 9/14/21 vs. ARI
 Current Streak: 0 G (0-for-3)
 RISP: .261 (30-for-115), 55 RBI
 As PH: 1-for-9, HR, 4 RBI, BB, 5 K, SF, HBP

Career Postseason: .204 (21-for-103), 10 R, 5 2B, 4 HR, 16 RBI in 27 G

- Belted his fourth-career Postseason homer in Game 4 at Dodger Stadium and hit .333 (6-for-18) with two homers in the series against the Giants
- Ripped his third-career Postseason homer in Game 2 of the NLDS at SF...10 of his 21 career Postseason hits have gone for extra bases
- Started 17 of 18 postseason games during last year's World Series run...during Game 3 of the NLDS, went 5-for-6 with 2 doubles and 3 singles, becoming the 9th player (1st catcher) with a 5-hit game in the postseason...the 5 hits were also a Dodger postseason record, and the most by any batter in the postseason
- Tied the Los Angeles record for walks in a game, becoming the 12th player to walk three times in a Postseason game and first since Yasmani Grandal did so on October 7, 2018 vs. Atlanta
- 2021 Regular Season Notes**
- Has homered in three consecutive games twice this season (Aug. 13-15 and Aug. 24-27)
- Led the Dodgers with 44 RBI after the All-Star break
- Had a season-high four RBI July 16 at Coors Field...in his career is hitting .438 (7-for-16) in extra innings
- Worked a career-high three walks April 5 at OAK...matched that on May 28 vs. SF
- Clubbed a pinch-hit, walk-off three-run homer July 20 vs. SF...his third career walk-off homer...he is one of two players in franchise history with two pinch hit walk-off homers (Rick Monday)
- In 221 games with the Boys in Blue, he is a career .262 (183-for-698) hitter with 37 doubles, 48 homers and 143 RBI
- Blasted his first career Postseason home run during Game 5 of the NLCS, a three-run shot to give the Dodgers a 4-2 lead after trailing 2-1... became just the third catcher in franchise history to hit a go-ahead home run in the Postseason (also Steve Yeager 1981 WS GM5 and Roy Campanella 1953 WS GM 3 and 1953 WS GM 3)
- Went 5-for-6 with two doubles and three singles during Game 3 of the NLDS, becoming the 9th player (1st catcher) with a 5-hit game in the postseason...the five hits were also a Dodger postseason record, and the most by any batter in the postseason since Albert Pujols on 10/22/11 in Game 3 of the 2011 World Series at TEX (5-for-6, 3 HR)...at 25 years and 194 days old, Smith was the youngest in baseball history to record a 5-hit showing in the postseason...originally drafted in the first round (32nd overall) of the 2016 First Year Player Draft out of the University of Louisville

Single-Game Highs		
	2021	Career
H	3 (5x, last: 8/27 vs. COL)	4 (9/10/20 at ARI)
HR	1 (22x, last: 8/30 vs. ATL)	2 (8/13/19 at MIA)
RBI	4 (7/16 at COL)	6 (7/27/19 at WAS)
BB	3 (2x, last: 8/11 at PHI)	3 (2x, last: 8/11/21 at PHI)
SB	1 (2x, last: 7/18 at COL)	1 (4x, last: 7/18/21 at COL)
Hit Streak	5 (2x, 8/24-current)	9 (8/7/19-8/21/19)

18 STEVEN SOUZA, JR. - .152 1 HR, 3 RBI

Last Game: 0-1, (PH) (Game 5 at SF)
 NLDS vs. SF: 1-2, BB
 2021 POST: 1-3, BB
 Vs. LHP/Vs. RHP: .235/.071
 Last HR (Reg. Season): 6/18/2021 at ARI
 Current Streak: 0 G (0-for-1)
 RISP: 1-for-6, 2B, RBI
 As PH: 0-for-2, K

Career Postseason: .333 (1-for-3), in 4 G

- Made his Postseason debut on Oct. 6 in the Wild card Game vs. STL...fled out as a pinch-hitter...collected his first Postseason hit in Game 3 of the NLDS with a pinch-hit single off Tyler Rogers
- 2021 Regular Season Notes**
- Clubbed his first homer in Dodger Blue on 6/18, beating his former squad the Arizona Diamondbacks
- Appeared in 11 games for the Cubs last year, hitting .148 (4-for-27) with a homer and five RBI
- In parts of seven big league seasons with the Nationals (2014), Rays (2015-17), Diamondbacks (2018) and Cubs (2020), Dodgers (2021) is a career .230 hitter with 72 homers, 71 doubles and 206 RBI in 499 games**
- Was hitting .247 (37-for-150) with nine homers, 12 doubles, 27 RBI and 31 walks in 46 games for Triple-A OKC
- Had a career year with the Rays in 2017, establishing career highs in homers (30), RBI (78) and doubles (21)
- He was originally drafted by the Washington Nationals in the 3rd round of the 2007 First Year Player Draft out of Cascade HS in Everett, WA

Single-Game Highs		
	2021	Career
H	1 (6/16 vs. PHI)	4 (3x, last: 5/29/17 at TEX)
HR	1 (6/18 at ARI)	2 (4x, last: 5/24/17 vs. LAA)
RBI	1 (6/18 at ARI)	4 (2x, last: 6/18/17 at DET)
BB	1 (2x, last: 6/21 at SD)	5 (6/15/15 vs. WAS)
SB	---	2 (3x, last: 9/20/17 vs. CHC)
Hit Streak	2 (6/16- 18)	7 (3x, last: 6/13-19/17)

3 CHRIS TAYLOR - .254, 20 HR, 72 RBI

Last Game: 0-4, K (Game 5 at SF)
 NLDS vs. SF: 2-14, 3 R, 2B, RBI, 2 BB, K
 2021 POST: .188 (3-16), 4 R, 2B, HR, 3 RBI, 2 BB, K
 Vs. LHP/Vs. RHP: .296/.237
 Last HR (Reg. Season): 9/6/21 at STL
 Current Streak: 0 G (0-for-10)
 RISP: .266 (33-for-124), 52 RBI
 As PH: 1-for-8, RBI, 3 K

Career Postseason: .233 (42-for-180), 31 R, 10 2B, 2 3B, 6 HR, 16 RBI in 56 G

- Blasted his sixth-career Postseason homer and his first Postseason walk-off homer with a two-run shot to win the Wild Card game on 10/6 vs. STL
- Batted .207 with a homer and three RBI during the 2020 Postseason...homered in Game 2 of the World Series...was his second career World Series homer (also Game 1 2017 vs. HOU)
- In 2017, he set a franchise record with 12 runs in a postseason...he finished the postseason batting .254 (15-for-59) with four doubles, one triple, three homers and seven RBI
- Named co-MVP of the 2017 NLCS along with teammate Justin Turner, after going 6-for-19 (.316) with five runs, one double, one triple, two home runs and three RBI along with a 1.248 OPS...collected four extra-base hits in the NLCS, tied with six other players (last: A.J. Ellis & Adrian Gonzalez in 2013) for the second-most in the NLCS in Dodger history, behind only Steve Garvey (6) in 1978
- Reached base safely in all seven World Series games in 2017, the first seven Fall Classic games of his career... according to Elias, he is just the fourth Dodger player to reach base safely in each of his first seven World Series games, joining Roy Campanella (nine, 1949-1952), Steve Garvey (seven, 1974-1977) and Steve Yeager (seven, 1974-1977)
- In Game 1 of the 2017 World Series, led off the bottom of the first inning with a home run on the first pitch...according to Elias, he became the fourth player to hit a leadoff homer in Game 1 of the World Series, joining the Orioles' Don Buford in 1969, Dustin Pedroia of the Red Sox in 2007, and the Royals' Alcides Escobar in 2015 (the three prior instances also came in the bottom of the first inning)...also became just the second Dodger player to stroke a leadoff homer in the World Series, joining Davey Lopes, who did so in Game 6 of the 1978 Fall Classic
- Stroked his first career postseason home run with a solo shot in the sixth inning of Game 1 of the 2017 NLCS, driving in his second go-ahead and game winning RBI of the playoffs...became the first center fielder to hit a go-ahead home run in the sixth inning or later in the postseason since Duke Snider in Game 6 of the 1952 World Series (source: ESPN Stats and Info.)
- 2021 Regular Season Notes:**
- Named to his first All-Star team and went 0-for-2 in the game
- Hit .296 vs. left-handers (45-for-152)... tied for 14th in the NL with a career high 92 runs scored
- Had his career-best nine-game hitting streak snapped July 9...went 13-for-35 (.371) during the streak
- Had a 14-pitch-at-bat May 31 vs. STL that resulted in a three-run double...was a career-high in pitches faced and the Dodgers' longest at-bat since 2019 (Justin Turner at ARI 8/30/19)
- Scored a career high five runs on May 2 at MIL...was first Dodger to score five runs in a game since Shawn Green scored six on May 23, 2002 at MIL
- Had his season-best 6-game hitting streak snapped on April 30, one game shy of matching his career-high of 7...he batted .350 during the streak
- Has a career .261/.337/.443 slashline with 146 doubles, 26 triples, 79 home runs and 309 RBI in 743 games with the Mariners (2014-16) and Dodgers (2016-21)
- Named co-MVP of the 2017 NLCS with Justin Turner, after hitting .316 (6-for-19) with five runs, one double, one triple, two home runs and three RBI paired with a 1.248 OPS in five games
- Selected by the Seattle Mariners in the fifth round of the 2012 First-Year Player Draft out of University of Virginia











Single-Game Highs		
	2021	Career
H	3 (5x, last: 8/13 at NYM)	4 (4x, last: 6/27/19 at COL)
HR	2 (2x, last: 7/25/21 vs. COL)	2 (4x, last: 7/25/21 vs. COL)
RBI	4 (5/31 vs. STL)	6 (7/15/16 at ARI)
BB	3 (4/4 at COL)	4 (5/2/17 vs. SF)
SB	1 (10x, last: 7/31 at ARI)	2 (6x, last: 6/25/19 at ARI)
Hit Streak	9 (6/29-7/8)	9 (6/29-7/8/21)

10 JUSTIN TURNER - .278, 27 HR, 87 RBI












Last Game: 0-3, R (Game 5 at SF)
NLDS vs. SF: .050 (1-20), BB, 4 K
2021 POST: .083 (2-24), R, HR, RBI, BB, 5 K
Vs. LHP/Vs. RHP: .258/.286
Last HR (Reg. Season): 10/2/21 vs. MIL

Current Streak: 0 G (0-for-7)
RISP: .263 (36-for-137), 62 RBI
As PH: 2-for-10, HR, RBI, 2 K

Career Postseason: .277 (81-for-292), 41 R, 19 2B, 3B, 13 HR, 42 RBI in 78 G

-  **Is the Dodgers all-time hits leader in the Postseason with 81**
-  **Is also the Dodgers' all-time Postseason leader in games, at-bats (292), runs (42), doubles (19), homers (13) and RBI (42)**
-  Reached base safely in 15 consecutive games (Oct. 9, 2015-Oct. 20, 2016), which broke a tie with Carl Furillo for the Dodgers' postseason record set from 1953-56
-  Reached base safely at least twice in 10 consecutive postseason games from Oct 9, 2015 to Oct 13, 2016, which was the longest such streak in Dodger postseason history, surpassing Manny Ramirez (nine games, 2008-09), and is tied for the third longest streak in Major League history
-  In 2015 NLDS vs. New York, went 10-for-19 with two runs, six doubles and four RBI in five games...his six doubles are the most ever in a Division Series and tied for the most in any postseason series along with Hideki Matsui (NYY, 2004 ALCS) and Pete Fox (DET, 1934 World Series)...his 10 hits are the most ever by a Dodger in a Division Series
-  Slugged four home runs in 2017 Postseason, which tied for second-most by a Dodger in a single Postseason, trailing just Davey Lopes, who hit five during the 1978 Postseason...also recorded 14 RBI, surpassing Dusty Baker's record of 13 RBI for the most-ever runs driven in by a Dodger in a single Postseason
-  Named 2017 NLCS co-MVP with teammate Chris Taylor, after going 6-for-18 (.333) with three runs, two home runs and seven RBI along with a .478 OBP and a .667 SLG...reached base safely in all five games...his seven LCS RBI tied Steve Garvey (1978), Bill Madlock (1985), and Manny Ramirez (2008) for the second-most in Dodger history, behind just Dusty Baker's record of eight in 1977
-  Won Game 2 of the 2017 NLCS by hitting the first walk-off home run of his career and the first in a Dodger Postseason game since Kirk Gibson in WS Game 1 1988
-  Tied his postseason career-high with three hits in Game 1 of the 2017 NLDS on Oct. 6 vs. ARI (also: Oct. 15, 2015 vs. NYM – NLDS G5) and drove in a postseason career-high five runs with a three-run home run in the first inning and RBI singles in the fourth and eighth...tied a franchise record for the most RBI in a postseason game, joining Pedro Guerrero (Oct. 28, 1981 – WS G6) and Davey Lopes (Oct. 10, 1978 vs. NYY – WS G1)
-  In 2015 NLDS vs. New York, went 10-for-19 with two runs, six doubles and four RBI in five games...his six doubles are the most ever in a Division Series and tied for the most in any postseason series along with Hideki Matsui (NYY, 2004 ALCS) and Pete Fox (DET, 1934 World Series)...his 10 hits are the most ever by a Dodger in a DS

2021 Regular Season Notes:

-  Matched his career-high (2016 & 2019) in homers...his 27 homers were second on the team
-  Made his first career appearance on the mound on Aug. 29 vs. COL, firing a scoreless 1.0 innings
-  In 23 July games, he hit .326 (29-for-89) with seven homers, 21 RBI and 15 runs scored
-  Was selected to his second All-Star Game (other, 2017) and delivered a base hit in the contest, going 1-for-2
-  Batted .317 (26-for-82) with three homers, five doubles and 12 RBI in 23 June games...has had a season-high eight-game hitting streak twice (June 18-27 and July 1-10)
-  Recorded his second multi-homer game of the season on Sept. 13...the 12th multi-homer game of his career
-  In his 13th ML season and has posted a .290/.368/.470 slash line with 151 home runs and 582 RBI in 1,265 career games with Baltimore (2009-10), New York-NL (2010-13) and Los Angeles (2014-21)
-  Went 0-for-3 on April 11 vs. WAS, snapping his on-base streak at 39 games...was tied for the fourth longest in L.A. Dodger history
-  Has a career .304 average with runners in scoring position...recorded his 1,000th-career hit on Aug. 11, 2020 with a double off the Padres' Garrett Richards...clubbed his 100th career home run on June 14, 2019 to join Ron Cey (228) and Adrian Beltre (147) as the only Dodger third basemen in the 100-homer club
-  In 72 postseason games, has posted a .295/.392/.507 slash line with 19 doubles, 12 home runs and 41 RBI...is the Dodgers' all-time Postseason leader in games, at-bats (268), runs (40), hits (79), doubles, homers and RBI...drove in 14 during the 2017 Postseason, which is the most-ever runs driven in by a Dodger in a single Postseason...holds a Dodger franchise record by reaching base safely in 15 consecutive postseason games from Oct. 9, 2015-Oct. 20, 2016...his .411 career OBP ranks 22nd all-time in Major League Postseason history...named Co-MVP of the 2017 NLCS
-  Has been hit by a pitch 90 times as a member of the Dodgers, the most in franchise history...Selected by the Cincinnati Reds in the seventh round of the 2006 First-Year Player Draft



















Single-Game Highs		
	2021	Career
H	3 (10x, last, 9/15 vs. ARI)	5 (5/26/19 at PIT)
HR	2 (2x, last, 9/7 at STL)	3 (5/7/19 vs. ATL)
RBI	4 (2x, last, 8/1 at ARI)	6 (5/7/19 vs. ATL)
BB	2 (6x, last: 6/22 at SD)	3 (6x, last: 7/23/19 vs. LAA)
SB	1 (2x, last: 9/4 at SF)	2 (8/7/17 at NYM)
Hit Streak	8 (2x, last: 7/1-10)	16 (4/13-4/30/17)

6 TREA TURNER - .328, 28 HR, 77 RBI

Last Game: 0-4, K (Game 5 at SF)
NLDS vs. SF: .136 (3-22), R, 2 2B, RBI, 4 K
2021 POST: .192 (5-26), R, 2 2B, RBI, 4 K
Vs. LHP/Vs. RHP: .392/.305
Last HR (Reg. Season): 10/1/21 vs. MIL

Current Streak: 0 G (0-for-4)
RISP: .324 (35-for-108), 46 RBI
As PH: 0-for-1

Career Postseason: .225 (32-for-142), 17 R, 7 2B, HR, 5 RBI, 4 SB in 33 G

-  Made his Dodger Postseason debut on 10/6 vs. STL in the Wild Card Game...went 2-for-4
-  Hit. 318 (7-for-22) in the 2016 NLDS vs. the Dodgers
-  Hit his only career Postseason homer in the Wild Card game vs. Milwaukee in 2019
-  Had three hits in Game 4 of the 2019 NLDS vs. Los Angeles, a 6-1 win for WAS
- 2021 Regular Season Notes:**
-  Ended the regular season on a career-best 19-game hitting streak...hit .403 (31-for-77) with five doubles, seven homers and 18 RBI during the streak
-  Since joining the Dodgers on Aug. 6, hit .338 (70-for-207) with 10 homers, 17 doubles, 28 RBI and 41 runs scored ...cracked his 16th career leadoff homer on Sept. 4 at SF...fourth this season
-  Had his career-high tying 16 game-hitting streak snapped on Sept.10...was the longest by a Dodger this season...hit .308 (20-for-65) during the streak
-  Hit his 20th home run of the season Aug. 27 vs. COL, a new career high...has achieved a 20/20 season for the first time in his career
-  Made his Dodger debut Aug. 6 as a pinch-hitter after being acquired on July 30 from the Nationals with Max Scherzer for Josiah Gray, Keibert Ruiz, Gerardo Carrillo and Donovan Casey
-  Named to his first All-Star team in 2021 and ended up ranked among the NL leaders in batting average (1st), hits (1st, 195), runs (3rd, 107), stolen bases (1st, 32) and total bases (1st, 319)
-  Lead the Major league with a .392 average vs. left-handed pitching (60-for-153)
-  Belted his 100th career homer in the first inning on 9/26 against Humberto Mejia
-  Owns a .303/.358/.492 slashline with 103 homers and 334 RBI in 689 career games
-  His 203 career stolen bases rank 13th among active players
-  Had a career-high 16-game hitting streak last season from Aug. 14-31
-  Established a career high with eight RBI on July 5, 2018 vs. Miami...has collected five hits in a game three times, most recently on 8/29/20
-  Led the Major Leagues in hits last season with 78...slashed .335/.394/.588 in 2020
-  Originally selected by the San Diego Padres in the first round (No. 13) of the 2014 draft out of North Carolina State University.

Single-Game Highs		
	2021	Career
H	4 (3x, last, 6/30 vs. TB)	5 (3x, last: 8/29/20 at BOS)
HR	2 (5x, last: 10/1 vs. MIL)	2 (10x, last: 10/1/21 vs. MIL)
RBI	4 (2x, last: 10/3 vs. MIL)	8 (7/5/18 vs. MIA)
BB	2 (6/24 at MIA)	3 (6x, last: 7/23/19 vs. LAA)
SB	2 (5x, last: 6/30 vs. TB)	3 (2x, last: 9/23/18 vs. NYM)
Hit Streak	19 (9/11- 10/3)	19 (9/11- current)



HIGHS/LOWS

TOMMY
2

SUTTON
20

GENERAL

Longest Winning Streak	9	2x, last: Aug.13-21, at NYM, vs. PIT/NYM
Longest Winning Streak, Home	15	Aug. 30 – present, vs. ATL/SD/ARI/SD/MIL
Longest Winning Streak, Road	6	2x, last: Aug.13-26 at NYM, SD
Longest Losing Streak	4	2x, last: June 21 – 24, at SD, vs. CHC
Longest Losing Streak, Home	3	3x, last: July 21-23, vs. SF, COL
Longest Losing Streak, Road	4	May 4-7 at CHC, at LAA
Longest Game, Innings	16	August 25 at SD
Longest Game, Time	5:49	August 25 at SD
Longest Nine-Inning Game, Time	4:03	May 8 at LAA
Shortest Game, Time	1:56	July 1 at WSH (F/5)
Largest Crowd, Home	52,724	August 4 vs. HOU
Largest Crowd, Road	48,245	July 17 at COL
Smallest Crowd, Home	14,088	May 17 vs. ARI
Smallest Crowd, Road	6,653	April 5 at OAK
Largest Winning Margin	21	July 10 vs. ARI
Largest Losing Margin	11	June 12 vs. TEX
Largest Deficit Overcome to Win	3	2x, last: July 11 vs. ARI
Largest Lead Lost	5	April 25 vs. SD
Most Errors	4	July 2 at WSH
Most Consecutive Games, No Error	7	2x, last: 4/26-5/2, CIN, MIL
Most Double Plays	3	July 4 at WSH
Most Players Used	25	September 3 at SF

TEAM PITCHING

Most Runs Allowed, Game	12	June 12 vs. TEX
Most Runs Allowed, Inning	7	May 8 at LAA
Fewest Hits Allowed, Game	1	2x, last: Sept. 12 vs. SD
Most Hits Allowed, Game	17	June 12 vs. TEX
Most Home Runs Allowed, Game	4	4x, last: July 23 vs. COL
Most Home Runs Allowed, Inning	3	April 2 at COL
Most Strikeouts, Game	16	3x, last: August 25 at SD
Most Walks Issued, Game	9	3x, last: August 25 at SD
INDIVIDUAL PITCHING		
Most Innings Pitched, Starter	8.0	4x, last: Scherzer, Sept. 12 vs. SD
Most Innings Pitched, Reliever	7.1	White, August 18 vs. PIT
Fewest Hits, Complete Game	4	Bauer, April 29 at MIL
Most Strikeouts, Starter, Game	13	2x, last: Scherzer, Sept. 6 at STL
Most Strikeouts, Reliever, Game	7	Gray, July 20 vs. SF
Most Home Runs Allowed, Game	3	4x, last: Gray, July 20 vs. SF
Most Consec. Scoreless IP, Starter	13.2	Scherzer, Aug. 26 – Sept. 1
Most Consec. Scoreless IP, Reliever	14.1	Nelson, April 27 – June 22
Longest Winning Streak	4	Buehler, April 9 – June 19
Longest Losing Streak	2	5x, last: Jansen, July 21 – July 22

TEAM BATTING

Most Runs, Game	22	July 10 vs. ARI
Most Runs, Game, Both Teams	25	May 8 at LAA
Most Runs, Inning	11	June 2 vs. STL
Most Hits, Game	21	July 10 vs. ARI
Most Hits, Game, Both Teams	28	May 8 at LAA
Fewest Hits, Game	0	June 24 vs. CHC
Most Hits, Inning	7	June 2 vs. STL
Most Doubles, Game	5	3x, last: August 17 vs. PIT
Most Triples, Game	2	3x, last: May 1 at MIL
Most Home Runs, Game	8	July 10 vs. ARI
Most Home Runs, Game, Both Teams	9	July 10 vs. ARI
Most Home Runs, Inning	4	September 29 vs. SD
Most Consecutive Games, Home Run	13	May 20-June 2, vs. ARI, SF, HOU, SF, STL
Most Consecutive Games, No Homer	2	7x, last: July 5-6 at MIA
Most Total Bases, Game	49	July 10 vs. ARI
Most Extra-Base Hits, Game	11	July 10 vs. ARI
Most Walks, Game	10	June 2 vs. STL
Most Strikeouts, Game	18	August 25 at SD
Most Stolen Bases, Game	3	September 4 at SF
Most Left on Base, Game	20	June 13 vs. TEX
Most Double Plays Hit Into, Game	3	April 1 at COL

INDIVIDUAL BATTING

Most At-Bats, Game	7	5x, Muncy, Pollock, Bellinger, 8/25 at SD
Most Hits, Game	4	5x, last: Smith, September 7 at STL
Most Doubles, Game	3	Betts, July 17 at COL
Most Triples, Game	1	15x, last: Lux, Sept. 18 at CIN
Most Home Runs, Game	2	12x, last: Seager, Sept. 30 vs. SD
Most Total Bases, Game	10	2x, last: Pollock, July 10 vs. ARI
Most Extra-Base Hits, Game	3	4x, last: Seager, Sept. 29 vs. SD
Most Runs Scored, Game	5	Taylor, May 2 at MIL
Most RBI, Game	8	Pollock, May 2 at MIL
Most Walks, Game	5	Muncy, April 25 vs. SD
Most Stolen Bases, Game	2	2x, last: Betts, Sept. 4 at SF
Most Consecutive Games, Hit	18	T. Turner, Sept.12 – present
Most Consecutive Games, Home Run	3	5x, last: Smith, Aug. 13 – Aug. 15
Most Consecutive Games, Run	7	3x, last: T. Turner, Sept. 23-30
Most Consecutive Games, RBI	6	Muncy, June 25 – July 2

DODGERS BY DAY, MONTH, INNING

Monday (9-5), Tuesday (19-8), Wednesday (14-8), Thursday (10-10), Friday (14-14), Saturday (22-5), Sunday (16-10)

April (16-11), May (16-11), June (17-9), July (14-10), Aug. (21-6), Sept. (18-7), Oct. (3-0)

	1	2	3	4	5	6	7	8	9	X	Total
DODGERS	118	84	102	88	88	76	99	98	53	23	870
OPPONENT	63	43	62	62	45	56	77	77	47	28	561

DODGERS DEFENSIVELY

CATCHER	CS	SB	CS%	PB	PickOffs	CATCHER ERA
Barnes	9	33	21%	3	0	2.74
Smith	24	72	25%	9	0	3.14

OUTFIELD ASSISTANTS: - McKinstry (4/10 vs. WSH), Pollock (4/30 at MIL), Pollock (6/8 at PIT), McKinstry (6/12 vs. TEX), Bellinger (6/28 vs. SF), Beatty (7/4 at WSH), Pollock (7/7 at MIA), Pollock (7/11 vs. ARI), McKinstry (8/16 vs. PIT), Lux (9/24 at ARI)

PITCHER PICKOFFS: - Kershaw (4/1 at COL), Kershaw (4/23 vs. SD), Urias (5/29 vs. SF), Treinen (6/23 at SD), Buehler (7/5 at MIA), Nunez (7/23 vs. COL), Treinen (8/3 vs. HOU)

DODGERS RECORD WHEN...

Dodgers Score First	79-20	Opponent Scores First	27-34
Lead After 6 Innings	82-8	Trail After 6 Innings	11-39
Lead After 7 Innings	87-6	Trail After 7 Innings	6-39
Lead After 8 Innings	95-56	Trail After 8 Innings	2-37
Tied After 7 Innings	13-11	Tied After 8 Innings	6-11
Scoring 3 or Fewer	22-36	Scoring 4 or More	84-17
Allowing 3 or Fewer	77-15	Allowing 4 or More	30-39
More Hits than Opponent	75-14	Fewer Hits than Opponent	14-34
Equal Hits as Opponent	16-7	Getting 10 or more hits	49-7
One-Run Games	24-24	Two-Run Games	23-12
Extra Innings	5-13	Shutouts	17-3
vs. American League	12-8	With Designated Hitter	5-5
Comeback Wins	24-0	Wins in Last At Bat	5-3
Crowds over 50,000	8-6	Doubleheaders	0-1
First-Half Record	56-35	Second-Half Record	45-21
First Game of Series	31-21	Last Game of the Series	33-20
Series (W-L-T)	37-12-4	Series Sweeps	15-0
Dodgers Homer	91-32	Dodgers hit 2+ homers	46-11
Playing Errorless	62-22	Pitcher Makes Quality Start	57-11
After an off day	12-7	Times batted around in inning	13-1

STARTING LINEUPS

BY POSITION (Dodgers' record when he starts)

C	Barnes (34-17), Smith (73-38)
1B	Muncy (70-31), Rios (3-2), Beatty (9-7), Pujols (22-15), Bellinger (1-1), McKinstry (1-0)
2B	Lux (16-10), McKinstry (7-3), Taylor (22-11), Muncy (17-14), Neuse (3-4), Burns (1-1), Betts (4-1), T. Turner (38-10)
3B	Turner (92-45), Rios (3-2), Neuse (0-3), Taylor (7-1), McKinstry (3-3), Muncy (1-1), Lux (1-0)
SS	Seager (59-32), Lux (34-16), Taylor (10-9), T. Turner (2-1)
LF	Taylor (9-6), Pollock (62-31), McKinstry (4-1), Beatty (12-8), Raley (5-2), Neuse (3-0), Tsutsugo (4-2), Reks (0-2), Souza Jr. (0-1), Lux (9-1)
CF	Bellinger (49-24), Taylor (32-17), Betts (13-12), Pollock (4-1), Peters (4-0), Lux (5-1)
RF	Betts (61-25), Taylor (6-1), McKinstry (12-6), Rios (1-0), Raley (3-5), Beatty (3-5), Peters (2-1), Souza Jr. (4-3), McKinstry (13-7), Bellinger (2-2)
P	Kershaw (15-7), Bauer (9-8), Buehler (22-10), Urias (26-6), May (2-3), Nelson (0-1), Price (4-7), Gonsolin (9-4), Cleavinger (1-0), Reed (0-1), Nunez (1-0), Gray (1-0), White (1-3), Scherzer (11-0), Bruhl (2-0), Knebel (3-1), Graterol (0-1)
DH	Muncy (1-0), Turner (2-2), Barnes (0-1), Smith (3-0), Beatty (0-1), Turner (0-1)

BY BATTING ORDER (Dodgers' record when in that spot)

1	Betts (69-35), Lux (3-1), Taylor (11-12), Bellinger (0-1), T. Turner (22-7), Pollock (1-0)
2	Seager (31-20), Pollock (2-1), Turner (10-5), Lux (5-2), Muncy (50-23), Taylor (6-2), Bellinger (1-0), Pujols (0-1), McKinstry (1-1), T. Turner (1-0)
3	Turner (59-37), Taylor (5-5), Muncy (7-4), Beatty (2-2), Bellinger (0-1), Pollock (2-1), Betts (8-4), Smith (5-0), Pujols (3-1), T. Turner (14-4)
4	Bellinger (18-8), Smith (22-17), Muncy (20-11), Beatty (2-2), Pujols (11-5), Tsutsugo (1-0), Muncy (0-1), Turner (13-4), Seager (16-6), Pollock (2-1)
5	Muncy (12-5), Smith (26-17), Pollock (15-3), Taylor (16-7), Lux (3-5), Rios (0-1), Beatty (7-4), Bellinger (4-4), Burns (1-0), Pujols (2-1), Barnes (1-0), Seager (11-5), Turner (9-2)
6	Taylor (31-17), Smith (14-4), Pollock (13-14), Muncy (2-3), Rios (3-0), Lux (10-1), Beatty (4-3), McKinstry (5-2), Raley (0-2), Neuse (2-0), Pujols (5-3), Barnes (1-0), Souza Jr. (1-2), Bellinger (1-3), Seager (1-0), Turner (3-1)
7	Lux (20-11), Pollock (23-9), Rios (1-1), Taylor (13-4), Barnes (4-1), McKinstry (7-4), Raley (3-2), Neuse (3-3), Beatty (7-6), Tsutsugo (3-0), Pujols (1-3), Smith (5-0), Burns (0-1), Souza Jr. (3-1), Reks (0-1), McKinstry (5-4), Bellinger (8-4)
8	Barnes (26-15), Lux (23-6), McKinstry (11-7), Rios (3-1), Raley (5-2), Neuse (0-3), Peters (6-1), Beatty (2-4), Tsutsugo (0-2), Pollock (7-3), Reks (0-1), Souza Jr. (0-1), McKinstry (8-2), Bellinger (11-4), Smith (2-1), Taylor (2-0)
9	Kershaw (11-8), Bauer (9-4), Buehler (21-11), Urias (25-5), McKinstry (2-1), May (1-2), Rios (0-1), Barnes (3-0), Umeta (0-1), Lux (0-2), Nelson (0-1), Price (5-7), Neuse (0-1), Gonsolin (9-4), González (1-0), Cleavinger (1-0), Reed (0-1), Nunez (1-0), Gray (1-0), White (1-3), Scherzer (11-0), Bruhl (2-0), Knebel (3-1), Graterol (0-1)

NUMBER OF LINEUPS USED: 150

BACK-TO-BACK HOME RUNS

Date	Opp.	Players, inning	Final Score
4/13	vs. COL	Seager, Taylor, 1 st	W, 7-0
4/22	vs. SD	Pollock, Neuse, 7 th	L, 2-3
5/31	vs. STL	Lux, Taylor, 2 nd	W, 9-5
6/12	vs. TEX	Muncy, Turner, 1 st	W, 12-1
6/28	vs. SF	Betts, Muncy, 1 st	W, 3-2
7/10	vs. ARI	Bellinger, Pollock, 1 st	W, 22-1
7/19	vs. SF	Muncy, Turner, 1 st	L, 7-2
9/29	vs. SD	Muncy, Pollock, 8 th Bellinger, Turner, 8 th	W, 11-9
9/30	vs. SD	Betts, Seager, 1 st Turner, Pollock, 4 th	W, 8-3

DODGERS BIG INNINGS (FIVE OR MORE)

Date	Opponent	Inning	Runs	Final Score
4/11	vs. WSH	2 nd	5	W, 9-5
4/16	vs. SD	12 th	5	W, 11-6
4/25	vs. SD	6 th	5	L, 7-8
4/28	vs. CIN	8 th	6	W, 8-0
5/2	vs. MIL	1 st	5	W, 16-4
5/8	at LAA	4 th	8	W, 14-11
5/8	at LAA	5 th	5	W, 14-11
5/14	vs. MIA	2 nd	8	W, 9-6
5/18	vs. ARI	7 th	5	W, 9-1
5/23	at SF	3 rd	7	W, 11-5
6/2	vs. STL	1 st	11	W, 14-3
6/4	at ATL	5 th	8	W, 9-5
6/11	vs. TEX	1 st	6	W, 12-1
6/20	at ARI	3 rd	5	W, 9-8
6/27	vs. CHC	2 nd	6	W, 7-1
7/1	at WAS	5 th	5	W, 6-2
7/3	at WAS	7 th	9	W, 10-5
7/7	at MIA	3 rd	5	L, 9-6
7/8	at MIA	5 th	5	W, 6-1
7/10	vs. ARI	1 st	5	W, 22-1
7/10	vs. ARI	7 th	7	
7/10	vs. ARI	8 th	6	
7/16	at COL	1 st	5	W, 10-4
8/1	at ARI	2 nd	5	W, 13-0
9/29	vs. SD	8 th	5	W, 11-9
10/3	Vs. MIL	5 th	6	W, 10-3

OPPONENTS' BIG INNINGS (FIVE OR MORE)

Date	Opponent	Inning	Runs	Final Score
4/2	at COL	7 th	6	W, 11-6
5/8	at LAA	7 th	7	W, 14-11
6/5	at ATL	3 rd	5	L, 6-4
6/20	at ARI	8 th	6	W, 9-8
9/22	at COL	4 th	5	L, 10-5

DODGER EJECTIONS

Date	Umpire	Player/Coach	Reason
4/30	Hernandez	Roberts	Balls/Strikes
5/15	Fairchild	Beatty	Balls/Strikes
7/21	Fletcher	Roberts	Balls/Strikes
7/23	Visconti	Roberts	Balls/Strikes
8/21	Ceja	Buehler	Balls/Strikes

WALK-OFF VICTORIES

Date	Opp.	Score	Play
6/26	CHC	3-2	Bellinger walk-off home run to center field
7/11	ARI	7-4	Muncy three run walk-off home run
7/20	SF	8-6	Smith two run walk-off home run to center field

REPLAY CHALLENGE RECORD: 9 (Overturned) – 12 (Stands/Confirmed)



TRANSACTIONS

TOMMY
2

SUTTON
20

- April 1 Announced Opening Day Roster: Pitchers (13): Scott Alexander (L), Trevor Bauer, Walker Buehler, Tony Gonsolin, Victor González (L), Kenley Jansen, Clayton Kershaw (L), Corey Knebel, Dustin May, Jimmy Nelson, David Price (L), Blake Treinen, and Julio Uriás (L)...Catchers (2): Austin Barnes, Will Smith...Infielders (5): Gavin Lux, Max Muncy, Edwin Ríos, Corey Seager, and Justin Turner...Outfielders (5): Cody Bellinger, Mookie Betts, and AJ Pollock...Infielder/Outfielder (3): Matt Beaty, Zach McKinstry, and Chris Taylor
- April 4 Recalled RHP Dennis Santana and placed RHP Tony Gonsolin on the 10-Day IL (right shoulder inflammation, retroactive to April 1)
- April 9 Recalled OF Luke Raley and placed OF Cody Bellinger on the 10-Day IL (left calf contusion, retroactive to April 6)
- April 17 Recalled LHP Alex Vesia and optioned INF Matt Beaty
- April 18 Recalled INF Sheldon Neuse and activated RHP Brusdar Graterol...optioned LHP Alex Vesia and placed INF Gavin Lux on 10-Day IL (right wrist soreness, retroactive to April 16)
- April 23 Recalled OF DJ Peters from the alternate site and placed INF/OF Zach McKinstry on the 10-Day IL (right oblique strain, retroactive to April 22)
- April 24 Recalled INF Matt Beaty and LHP Garrett Cleavinger and placed RHP Corey Knebel (right lat strain) on the 10-Day IL and RHP Dennis Santana on the IL
- April 26 Recalled RHP Mitch White, activated INF Gavin Lux and RHP Dennis Santana, optioned LHP Garrett Cleavinger and OF DJ Peters, and placed LHP David Price in the 10-Day IL (right hamstring strain)
- April 27 Recalled OF DJ Peters and LHP Garrett Cleavinger and placed LHP Victor González and RHP Mitch White on the IL
- April 28 Reinstated LHP Victor González from the IL and optioned OF DJ Peters
- April 29 Reinstated RHP Mitch White from the IL and optioned OF Luke Raley...placed RHP Brusdar Graterol on the 10-Day IL (right forearm tightness) and recalled RHP Edwin Uceta
- May 1 Recalled LHP Alex Vesia and optioned RHP Edwin Uceta
- May 2 Purchased contract of LHP Mike Kickham and placed RHP Dustin May on the 10-Day IL (right arm injury), transferred RHP Corey Knebel to the 60-Day IL
- May 3 Claimed RHP Phil Bickford from the Milwaukee Brewers and designated LHP Mike Kickham for assignment
- May 5 Recalled RHP Edwin Uceta and placed INF Edwin Ríos on the 10-Day IL (right shoulder inflammation)
- May 6 Activated RHP Joe Kelly and placed LHP Scott Alexander on the 10-Day IL (left shoulder inflammation, retroactive to May 3)
- May 8 Recalled OF DJ Peters and optioned RHP Edwin Uceta
- May 10 Optioned C Keibert Ruiz to Triple-A Oklahoma City
- May 11 Recalled OF Luke Raley from Triple-A Oklahoma City
- May 14 Claimed INF/OF Travis Blankenhorn from the Minnesota Twins and transferred RHP Dustin May to the 60-day Injured List
- May 15 Recalled RHP Edwin Uceta from Triple-A Oklahoma City and placed OF AJ Pollock on the 10-Day IL (left hamstring strain), acquired IF Yoshitomo Tsutsugo from the TB Rays for a player to be named later or cash considerations and transferred IF Edwin Ríos to the 60-Day Injured List
- May 16 Recalled C Keibert Ruiz from Triple-A Oklahoma City and placed INF Corey Seager on the 10-Day IL (fractured right hand)
- May 17 Activated INF Yoshitomo Tsutsugo and INF Albert Pujols, optioned LHP Alex Vesia and C Keibert Ruiz...RHP Tony Gonsolin transferred to the 60-Day Injust List
- May 18 Recalled LHP Alex Vesia and placed LHP Garrett Cleavinger on the 10-Day IL (left forearm inflammation, retroactive to May 17)
- May 21 Selected the contract of RHP Nate Jones and optioned OF Luke Raley, designated Travis Blankenhorn for assignment
- May 23 Recalled RHP Phil Bickford from Triple-A Oklahoma City and placed RHP Jimmy Nelson on the 10-Day IL (right forearm inflammation, retroactive to May 21)
- May 27 Recalled RHP Mitch White and optioned RHP Dennis Santana
- May 29 Activated OF Cody Bellinger and INF/OF Zach McKinstry from the injured list and optioned OF DJ Peters and INF/OF Sheldon Neuse to Triple-A Oklahoma City
- June 3 Activated OF AJ Pollock and RHP Jimmy Nelson from the injured list and optioned RHP Edwin Uceta and LHP Alex Vesia
- June 4 Reinstated RHP Brusdar Graterol from the Injured List and optioned him to Triple-A Oklahoma City
- June 9 Activated RHP Tony Gonsolin from the 60-day Injured List and placed INF/OF Yoshi Tsutsugo on the 10-day IL (right calf strain)
- June 12 Selected INF Andy Burns from Triple-A Oklahoma City and optioned RHP Mitch White, designated RHP Dennis Santana for assignment
- June 12 Recalled OF Luke Raley from Triple-A Oklahoma City and placed INF Max Muncy on the 10-Day IL (right oblique strain)
- June 15 Recalled RHP Mitch White and placed OF Cody Bellinger on the 10-Day IL (left hamstring tightness)
- June 16 Selected the contract of OF Steven Souza Jr. and designated RHP Nate Jones for assignment
- June 17 Activated LHP Garrett Cleavinger from the Injured List and optioned OF Luke Raley to Triple-A Oklahoma City, trade RHP Dennis Santana to the Texas Rangers in exchange for minor league LHP Kelvin Bautista
- June 20 Recalled RHP Edwin Uceta from Triple-A Oklahoma City and optioned RHP Mitch White to Triple-A Oklahoma City
- June 21 Recalled OF Zach Reks from Triple-A Oklahoma City and optioned RHP Edwin Uceta to Triple-A Oklahoma City
- June 22 Activated INF Max Muncy from the 10-Day Injured List and optioned OF Zach Reks to Triple-A Oklahoma City
- June 23 Activated OF Cody Bellinger from the 10-Day Injured List and optioned INF Andy Burns to Triple-A Oklahoma City
- June 30 Claimed RHP Bobby Wahl and transferred IF Corey Seager to the 60-day IL
- July 2 Recalled RHP Brusdar Graterol from Triple-A Oklahoma City and placed RHP Trevor Bauer on Administrative Leave
- July 4 Recalled RHP Edwin Uceta from Triple-A Oklahoma City and optioned RHP Brusdar Graterol to Triple-A Oklahoma City
- July 5 Activated LHP Scott Alexander from the 60-Day IL and optioned LHP Garrett Cleavinger to Triple-A Oklahoma City
- July 6 Selected RHP Jake Reed from Triple-A Oklahoma City, designated OF Steven Souza Jr. for assignment, recalled LHP Garrett Cleavinger, placed LHP Victor González on the 10-Day Injured List (left planter fasciitis)
- July 7 Recalled RHP Mitch White and placed LHP Clayton Kershaw on the 10-Day Injured List (left elbow inflammation)
- July 8 Selected the contract of LHP Darien Núñez and optioned RHP Mitch White to Triple-A Oklahoma City
- July 9 Recalled LHP Alex Vesia and placed RHP Jimmy Nelson on the 10-Day IL (left lumbar strain)
- July 10 Recalled OF Zach Reks and placed RHP Edwin Uceta on the 10-Day IL (left lumbar strain)
- July 13 Claimed RHP Jimmie Sherry off waivers from the San Francisco Giants and designated RHP Bobby Wahl for assignment
- July 19 Activated LHP Victor González from the 10-Day IL and optioned RHP Jake Reed to Triple-A Oklahoma City, recalled OF Zach Reks and placed INF Gavin Lux on the 10-Day IL (left hamstring strain)
- July 20 Selected the contract of RHP Josiah Gray, placed LHP Scott Alexander on the 10-Day IL (left shoulder inflammation) and designated INF Andy Burns for assignment, reinstated Edwin Uceta from the 10-Day IL and optioned him to Triple-A Oklahoma City
- July 21 Acquired OF Billy McKinney from the New York Mets in exchange for minor league OF Carlos Rincon, designated RHP Jake Reed for assignment and added McKinney to the 40-man roster
- July 22 Optioned OF Zach Reks to Triple-A Oklahoma City and added OF Billy McKinney to the active roster
- July 23 Recalled RHP Brusdar Graterol and LHP Darien Núñez and placed INF Max Muncy on paternity leave and optioned LHP Garrett Cleavinger
- July 24 Recalled OF Luke Raley and optioned LHP Darien Núñez, recalled RHP Mitch White and placed RHP Jimmie Sherry on the 10-Day IL (right elbow inflammation)
- July 25 Activated RHP Jimmy Nelson and placed OF Mookie Betts on the 10-Day IL (right hip inflammation)
- July 26 Optioned INF Sheldon Neuse and INF Max Muncy returned from the paternity list
- July 29 Acquired LHP Danny Duffy and cash considerations from the Kansas City Royals for a player to be named later, designated OF DJ Peters for assignment to make room on the 40-man roster
- July 30 Acquired RHP Max Scherzer and INF Trea Turner from the Washington Nationals in exchange for C Keibert Ruiz, RHP Josiah Gray, RHP Gerardo Carrillo, and OF Donovan Casey, claimed C Chad Wallach off waivers from the Miami Marlins, activated INF Corey Seager from the 60-Day IL
- July 31 Activated RHP Max Scherzer, recalled pitchers Garrett Cleavinger and Edwin Uceta, optioned OF Luke Raley and RHP Brusdar Graterol to Triple-A Oklahoma City, and placed RHP Tony Gonsolin on the injured list (right shoulder inf.)
- Aug. 1 Activated OF Mookie Betts from the injured list, selected the contract of RHP Yefry Ramirez, optioned RHP Mitch White and INF/OF Zach McKinstry to Triple-A Oklahoma City
- Aug. 3 Recalled OF Zach Reks and optioned RHP Yefry Ramirez, recall RHP Brusdar Graterol and place RHP Edwin Uceta on 10-Day IL (right back strain)
- Aug. 4 Signed Cole Hamels to a one-year contract and designated Yefry Ramirez for assignment, recalled LHP Darien Núñez and placed RHP Jimmy Nelson on the IL (right elbow inflammation)
- Aug. 6 Activated INF/OF Trea Turner and placed LHP Victor González on the IL (right knee inflammation, retroactive to August 4)
- Aug. 7 Selected the contract of RHP Kevin Quackenbush and placed LHP Darien Núñez on the injured list
- Aug. 8 Selected the contract of LHP Justin Bruhl from Triple-A Oklahoma City and placed LHP Garrett Cleavinger on the IL (right oblique strain)
- Sept. 9 Claimed C Anthony Bembboom from the LA Angels and RHP Conner Greene from the Baltimore Orioles, transferred LHP Danny Duffy and LHP Clayton Kershaw to the 60 Day IL
- Aug. 10 Activated RHP Corey Knebel from the 60-Day IL and placed RHP Joe Kelly on the injured list, added RHP Conner Greene to the active roster and optioned OF Zach Reks to Triple-A Oklahoma City
- Aug. 11 Activated RHP Edwin Uceta from the 10-Day IL and placed OF Mookie Betts on the IL (right hip inflammation, retroactive to Aug. 8)
- Aug. 12 Recalled RHP Mitch White and designated RHP Kevin Quackenbush for assignment
- Aug. 14 Recalled IF/OF Zach McKinstry and placed LHP Julio Uriás on the IL
- Aug. 15 Activated LHP Darien Núñez from the injured list and optioned IF/OF Zach McKinstry
- Aug. 16 Selected contract of RHP Neftalí Félix, recalled RHP Andre Jackson and optioned LHP Darien Núñez and RHP Edwin Uceta to OKC
- Aug. 17 Added RHP Evan Phillips to the 26-man roster, activated INF Gavin Lux and optioned RHP Andre Jackson and Conner Greene
- Aug. 19 Activated LHP Victor González from the injured list and optioned RHP Mitch White
- Aug. 20 Signed RHP Shane Greene and added him to the 26-man roster, placed RHP Evan Phillips on the IL (right quad strain), designated RHP Conner Greene for assignment
- Aug. 24 Activated LHP Julio Uriás from the IL and designated RHP Neftalí Félix for assignment
- Aug. 25 Activated RHP Joe Kelly from the injured list and optioned LHP Victor González to Triple-A Oklahoma City
- Aug. 26 Activated OF Mookie Betts, recalled LHP Darien Núñez and optioned INF Gavin Lux and OF/INF Matt Beaty to Triple-A Oklahoma City
- Aug. 27 Recalled RHP Andre Jackson and optioned LHP Darien Núñez to Triple-A Oklahoma City
- Aug. 30 Activated RHP Evan Phillips from the IL and optioned RHP Mitch White
- Aug. 31 Claimed RHP Jake Jewell and Ryan Meisinger from Chicago
- Sept. 1 Added RHP Ryan Meisinger and INF/OF Zach McKinstry to the active roster
- Sept. 2 Selected the contract of LHP Andrew Vasquez and optioned RHP Ryan Meisinger to Triple-A Oklahoma City
- Sept. 5 Recalled RHP Mitch White and placed OF AJ Pollock on the 10-Day IL (right hamstring strain)
- Sept. 8 Selected the contract of Steven Souza Jr. and optioned INF/OF Zach McKinstry, transferred LHP Garrett Cleavinger to the 60-Day injured list
- Sept. 9 Activated RHP Tony Gonsolin from the 60-Day IL, recalled RHP Andre Jackson, optioned RHP Mitch White, and designated RHP Neftali Feliz for assignment
- Sept. 10 Recalled INF Gavin Lux and optioned RHP Andre Jackson, recalled INF/OF Matt Beaty and placed OF Billy McKinney on the IL (left hip impingement)
- Sept. 12 Recalled RHP Mitch White and place RHP Kenley Jansen on paternity leave
- Sept. 13 Activated LHP Clayton Kershaw from the 60-Day IL and designated OF Steven Souza Jr. for assignment
- Sept. 14 Reinstated RHP Kenley Jansen from the paternity list and optioned RHP Mitch White
- Sept. 21 Recalled OF Luke Raley and placed INF/OF Cody Bellinger on the IL with a left rib fracture (retroactive to Sept.18)
- Sept. 22 Activated OF AJ Pollock and designated RHP Shane Greene for assignment
- Sept. 26 Recalled LHP Andrew Vasquez and optioned OF Luke Raley
- Sept. 28 Activated OF Cody Bellinger from the IL and placed INF Albert Pujols on the IL
- Sept. 29 Activated INF Albert Pujols from the IL and optioned LHP Andrew Vasquez
- Oct. 2 Recalled RHP Mitch White and placed LHP Clayton Kershaw on the IL
- Oct. 3 Recalled RHP Andre Jackson and optioned RHP Mitch White



INJURED LIST

TOMMY
2

SUTTON
20

Player	Injury	Date On	Date Off	Games Missed	Record
Scott Alexander	Left shoulder inflammation	May 3	July 5	56	36-20
Scott Alexander	Left shoulder inflammation	July 20	---	67	48-19
Cody Bellinger	Left calf contusion	April 6	May 29	46	27-19
Cody Bellinger	Left hamstring tightness	June 15	June 23	7	4-3
Cody Bellinger	Left rib fracture	Sept. 18	---	8	6-2
Mookie Betts	Right hip inflammation	July 25	August 1	6	3-4
Mookie Betts	Right hip inflammation	August 8	August 26	16	14-2
Garrett Cleavinger	Left forearm inflammation	May 17	June 17	27	19-9
Garrett Cleavinger	Right oblique strain	August 8	---	51	40-11
Caleb Ferguson	Left elbow surgery	April 1	---	162	106-56
Tony Gonsolin	Right shoulder inflammation	April 1	June 9	60	35-25
Tony Gonsolin	Right shoulder inflammation	July 31	---	33	26-7
Victor González		April 27	April 29	2	1-1
Victor González	Left plantar fasciitis	July 6	---	9	5-4
Victor González	Right knee inflammation	August 4	---	13	11-2
Brusdar Graterol		April 1	April 18	15	13-2
Brusdar Graterol	Right forearm tightness	April 29	June 4	31	17-14
Tommy Kahnle	Tommy John surgery	April 1	---	162	106-56
Joe Kelly	Shoulder inflammation	April 1	May 6	32	17-15
Joe Kelly		August 10	August 25	13	11-2
Clayton Kershaw	Left elbow inflammation	July 7	September 13	57	37-20
Clayton Kershaw	Left forearm discomfort	October 1	---	2	2-0
Corey Knebel	Right lat strain	April 24	August 10	92	53-39
Gavin Lux	Right wrist soreness	April 16	April 26	9	4-5
Gavin Lux	Left hamstring strain	July 19	---	24	14-10
Dustin May	Right arm injury	May 2	---	134	90-44
Zach McKinstry	Right oblique strain	April 22	May 29	33	17-16
Max Muncy	Right oblique strain	June 12	June 22	9	6-3
Jimmy Nelson	Right forearm inflammation	May 21	June 3	12	7-5
Jimmy Nelson	Left lumbar strain	July 7	July 25	14	7-7
Jimmy Nelson	Right elbow inflammation	August 4	---	54	42-12
Darien Núñez		August 7	August 15	7	6-1
Evan Phillips	Right quad strain	August 20	August 30	8	5-3
AJ Pollock	Left hamstring strain	May 15	June 3	18	12-6
AJ Pollock	Left hamstring strain	September 5	September 22	14	10-4
Albert Pujols		September 28	September 29	1	1-0
David Price	Right hamstring strain	April 26	May 18	19	8-11
Edwin Ríos	Right shoulder inflammation	May 5	---	132	90-42
Dennis Santana		April 24	April 26	2	1-1
Corey Seager	Fractured right hand	May 16	July 30	65	40-25
Jimmie Sherfy	Left elbow inflammation	July 24	---	63	47-16
Edwin Uceta	Right back strain	August 3	August 11	6	4-2
Edwin Uceta	Left lumbar strain	July 10	---	6	4-2
Julio Urías	Left calf contusion	August 14	August 24	7	7-0
Mitch White		April 27	April 29	3	1-2