



2025

SAN DIEGO PADRES
MEDIA GUIDE



petco[®]

OFFICIAL
PET PARTNER
of the

PADRES[™]





TABLE OF CONTENTS

FRONT OFFICE DIRECTORY	2-4	Vásquez, Randy.....	316
EXECUTIVES	7-20	Vilar, Anthony.....	320
John Seidler.....	8	Wade, Tyler.....	322
Erik Greupner.....	9	Waldron, Matt.....	326
A.J. Preller.....	10	Wall, Forrest.....	330
Executives.....	11	Wendelken, J.B.....	334
MANAGER & STAFF	22-37	HISTORY & RECORDS	339-410
Mike Shildt.....	23	2024 Season in Review.....	340
Coaching Staff.....	26	Padres in the Postseason.....	344
Major League Support Staff.....	37	Padres Hall of Fame.....	356
Clubhouse Staff.....	39	Padres Retired Numbers.....	360
Baseball Advisors.....	40	Padres in Cooperstown.....	361
Baseball Operations, Research & Development, Systems.....	41	Local Award Winners.....	362
Player Health & Performance.....	42	National League Award Winners.....	363
UC San Diego Health.....	44	National League All-Star Selections.....	366
2025 SAN DIEGO PADRES	45-337	Annual Standings & Home Attendance.....	367
Adam, Jason.....	46	Opening Day History.....	369
Arraez, Luis.....	52	San Diego Rainouts & Delays.....	370
Baez, Henry.....	58	Annual Batting Totals.....	375
Benjamin, Wes.....	60	Annual Pitching Totals.....	376
Bergert, Ryan.....	62	Annual Batting Leaders.....	377
Bogaerts, Xander.....	64	Annual Pitching Leaders.....	380
Brito, Jhony.....	74	Career Batting Leaders.....	383
Brooks, Trenton.....	78	Career Pitching Leaders.....	384
Brosseau, Mike.....	82	Single-Season Batting Leaders.....	385
Campusano, Luis.....	86	Single-Season Pitching Leaders.....	386
Cease, Dylan.....	90	No-Hitters.....	387
Chirino, Harold.....	98	Low-Hit Games.....	388
Cosgrove, Tom.....	100	Home Run History.....	389
Cronenworth, Jake.....	104	Single-Season Records.....	390
Cruz, Omar.....	110	Single-Game Records.....	394
Darvish, Yu.....	112	Single-Inning Records.....	396
Davis, Austin.....	124	Doubleheader Records.....	396
De Vries, Leo.....	126	Consecutive Records.....	397
Díaz, Elias.....	128	Rookie Records.....	398
Dungan, Clay.....	134	Batting Records by Position.....	400
Durán, Rodolfo.....	136	Relief Pitching Records.....	401
Espada, José.....	138	Last Time it Happened.....	402
Estrada, Jeremiah.....	140	Triple Plays.....	403
Gillaspie, Logan.....	144	Padres All-Time Roster.....	404
Gonzalez, Oscar.....	148	OPPONENTS	411-417
Goodrum, Niko.....	152	All-Time Record vs. Opponents.....	412
Gurriel, Yuli.....	156	Annual Record vs. Opponents.....	412
Hart, Kyle.....	160	Opponents.....	414
Heyward, Jason.....	162	SCOUTING AND PLAYER DEVELOPMENT	418-465
Higginbotham, Jake.....	170	Player Development Staff.....	419
Hoeing, Bryan.....	172	Support Staff & Administration.....	420
Iglesias, Jose.....	174	International Operations.....	420
Jacob, Alek.....	180	Sports Medicine & Performance.....	421
Joe, Connor.....	182	Scouting.....	422
King, Michael.....	186	Area Scouts.....	423
Kolek, Stephen.....	194	International Scouting.....	424
Krob, Austin.....	196	Professional Scouts.....	426
Lockridge, Brandon.....	198	Padres Affiliate History & Coaches.....	427
Machado, Manny.....	200	Padres Dominican Republic Baseball Park.....	433
Maldonado, Martin.....	212	Spring Training/Peoria Sports Complex.....	434
Marinaccio, Ron.....	218	All-Time Padres First-Round Draft Picks.....	435
Matsui, Yuki.....	222	Minor League Players.....	436
McCoy, Mason.....	226	PETCO PARK	466-481
Merrill, Jackson.....	230	Ground Rules.....	467
Morejon, Adrian.....	234	Park Information.....	468
Musgrove, Joe.....	238	Brown Is Back.....	476
Nett, Braden.....	250	City Connect.....	476
Núñez, Eduarniel.....	252	Petco Park Firsts.....	477
Núñez, Juan.....	254	Petco Park Statues.....	477
Och, Ryan.....	256	Gallagher Square Renovation.....	478
Ornelas, Tirso.....	258	Western Metal Supply Co. Building Renovation.....	480
Patiño, Luis.....	262	COMMUNITY	482-488
Pena, Francis.....	266	MEDIA	490-496
Peralta, Wandy.....	268	Padres Communications.....	491
Perla, Yonathan.....	272	Media Guidelines & BBWAA.....	491
Pivetta, Nick.....	274	Broadcasters.....	492
Reynolds, Sean.....	280	Padres Content.....	496
Rodriguez, Bradgley.....	282	PETCO PARK SEATING CHART	497
Rosario, Eguy.....	284	2025 REGULAR SEASON SCHEDULE	498
Salas, Ethan.....	288		
Sanabria, Romeo.....	290		
Sheets, Gavin.....	292		
Suarez, Robert.....	296		
Sullivan, Brett.....	300		
Tatis Jr., Fernando.....	304		
Valenzuela, Brandon.....	314		

FRONT OFFICE DIRECTORY

SENIOR EXECUTIVES

Chairman	John Seidler
Chief Executive Officer	Erik Greupner
President, Baseball Operations & General Manager	A.J. Preller
Chief Operating Officer	Caroline Perry
Executive Vice President, Business Affairs	Sergio del Prado
Executive Vice President, Community & International Impact	Tom Seidler
Senior Vice President, Chief Marketing Officer	Chris Connolly
Senior Vice President, Chief Financial Officer	Greg Massey
Senior Vice President, Ballpark Operations	Ken Kawachi
Senior Vice President, Baseball Operations	Josh Stein
Senior Vice President, People & Culture	Sara Greenspan
Senior Vice President, Special Events	Jaclyn Lash
Senior Vice President, Business Strategy & Analytics	Scott Robish
Senior Vice President, Ticket Sales & Service	Curt Waugh
Special Advisor to the Chairman	Eric Kutsenda

EXECUTIVE SUPPORT STAFF

Executive Assistant to the Chief Executive Officer	Virginia Schang
Special Assistant to the Chief Executive Officer	Mark Loretta
Executive Assistant to the Chief Operating Officer	Julia Lepore
Executive Assistant to the President of Baseball Operations	Lauren Whatley

ACCOUNTING AND FINANCE

Controller	David Montgomery
Manager, Accounting	Devin Carr
Manager, Accounting	Sherine Abu-Rahma
Manager, Payroll	Lily Castillo
Manager, Purchasing & Diverse Business Partner	Doris Middleton
Coordinator, Payroll	Nicholas Skarda
Staff Accountant	Grant Hopkins
Staff Accountant	Mark Trias
Staff Accountant	Kevin McNamara
Accounts Payable Clerk	Kevin Wax

BALLPARK MANAGEMENT

Senior Director, Field Operations	Mat Balough
Director, Field Operations	Peter Hayes
Director, Event Operations	Kim Seaburg
Director, Event Security & Transportation	JB Jaso
Manager, Security, Venue Operations & Compliance	Michelle Martinez-LaVetter
Manager, Field Operations	Robert Gladwell
Manager, Event Operations	James Tucker
Manager, Event Operations	Madison Taylor-Hawk
Coordinator, Event Security & Operations	Taylor Lopeman
Coordinator, Ballpark Operations	Samantha Skloss
Coordinator, Event Operations	Hunter Walsh
Assistant, Groundskeeper	Luke Ledford
Supervisor, Ballpark Security	Ruben Arizmendi
Supervisor, Ballpark Security	Reginald Collins
Supervisor, Ballpark Security	Andres Rivadeneyra
Supervisor, Ballpark Security	Angel Vega Torres
Security Officer Lead	Silvestre Balistreri
Travel Security Representative	Pete Cacheiro

BALLPARK FACILITIES MANAGEMENT

Vice President, Facilities and Special Projects	Randy McWilliams
Director, Facilities Management & Engineering	Daniel Day
Director, Facility Services	Armando Montes
Director, Facility Services	Rebecca Patlan
Manager, Ballpark Facilities	Becky Patlan
Chief Engineer	John Cooper
Senior Facilities Engineer	Alberto Canedo
Senior Facilities Engineer	Jose Garcia
Senior Facilities Engineer	Stephen Gryska
Senior Facilities Engineer	Steve Heimer
Senior Facilities Engineer	Gene Leatherwood
Senior Facilities Engineer	Miles Talmont
Senior Facilities Engineer, Electrician	Michael Holbrook
Facilities Engineer, Refrigeration & HVAC	Maria Lopez
Facilities Engineer	Nicholas Addonizio
Facilities Engineer	Salvador Gomez Diaz

Facilities Engineer	Ethan Hatch
Junior Facilities Engineer	Giovanni Melendrez
FM Administrator	Kate Ortega

BASEBALL OPERATIONS

Vice President, Baseball Operations	Nick Ennis
Director, Baseball Operations	Allison Luneberg
Senior Advisor/Director of Player Personnel	Logan White
Special Assistant to the General Manager	James Keller
Special Assistant to the General Manager	David Post
Special Assistant, Baseball Operations & Player Development	Scott Servais
Senior Advisor, Baseball Operations & Scouting	Ron Rizzi
Senior Advisor, Baseball Operations	Trevor Hoffman
Senior Advisor, Baseball Operations	Glenn Hoffman
Special Assistant to the General Manager	Moises Alou
Special Assistant, Baseball Operations	Hideo Nomo
Advisor, Baseball Operations	Chan Ho Park
Advisor, Baseball Operations/ML Advance Scout	Bill Masse

BASEBALL SYSTEMS AND RESEARCH & DEVELOPMENT

Vice President, Baseball Research & Development	Adam Esquer
Director, Sports Science	Nathan Landau
Director, Baseball Research & Development	Cody Zupnick
Asst. Director, Amateur Analysis, Baseball Research & Development	Layne Gross
Assistant Director, Sports Science	Jesus Ramos
Senior Analyst, Baseball Research & Development	Mario Pacioc
Senior Analyst, Baseball Research & Development	Joseph Sutcliffe
Senior Manager, Baseball Systems	Garret Doe
Senior Technical Lead, Baseball Systems	Michael Vanger
Developer, Baseball Systems	Gustavo Montalvo
Senior Data Engineer	Bradley Ankrum
Senior Data Engineer	Mike Peterson
Senior Performance Scientist	Patrick Cherveny
Coordinator, Sports Science	Rebekah Lajoie
Senior Performance Analyst, Sports Science	Austin Harris
Performance Analyst, Sports Science	Brendan Amend
Performance Analyst, Sports Science	James McCormick
Performance Analyst, Sports Science	Chris Turrisi
Analyst, Baseball Research & Development	Graham Cartwright
Analyst, Baseball Research & Development	Benjamin Howell
Analyst, Baseball Research & Development	Jeremiah Wilson

MAJOR LEAGUE SUPPORT STAFF

Director, Player & Staff Services	TJ Lasta
Special Assistant, Major League Staff & Baseball Operations	Allen Craig
Special Assistant, Major League Staff & Baseball Operations	A.J. Ellis
Special Assistant, Major League Staff & Baseball Operations	Craig Stammen
Major League Video Coordinator	Joe McAlpin
Major League Assistant Video Coordinator	Adam Hunt
Major League Assistant Video Coordinator	Kenny Kirkpatrick
Major League Coaching Assistant	Chris Apecechea
Coordinator, Advance Scouting & Baseball Operations	Jim McKew
Major League Assistant Coach	Scott Stroud
Director, Japanese Player Services	Shingo Horie
Major League Interpreter - Japanese	Ike Ogata
Manager, Clubhouse & Equipment	TJ Laidlaw
Assistant Equipment Manager & Umpire Room Attendant	Tony Petricca
Clubhouse Assistant - Home	James Bigler
Clubhouse Assistant - Home	Josh Vermetti
Clubhouse Assistant - Home	Cole Flint
Clubhouse Assistant - Home	Grant Muenchow
Clubhouse Assistant - Home	Freddy Ochoa
Manager, Visiting Clubhouse	Spencer Dallin
Clubhouse Assistant - Visitor	Brendan McClain
Clubhouse Assistant - Visitor	Nick Johnson
Clubhouse Assistant - Visitor	Ricardo Mendoza
Clubhouse Assistant - Visitor	Raul Leo
Clubhouse Assistant - Visitor	Brett Ralls

MEDICAL AND TRAINING STAFF

Director, Player Health & Performance	Don Tricker
Head Athletic Trainer	Mark Rogow

FRONT OFFICE DIRECTORY

Major League Assistant Athletic Trainer	Ben Fraser
Major League Assistant Athletic Trainer	Ricky Huerta
Major League Physical Therapist	Scott Hacker
Major League Strength & Conditioning Coach	Jay Young
Major League Strength & Conditioning Coach	Ryo Naito
Lead Performance Dietitian	Jaime Gottlieb
Major League Massage Therapist	Ryuji Ikuno
Major League Massage Therapist	Atsushi Nakasone
Quality Assurance, Player Health and Performance	Hillary Plummer

PLAYER DEVELOPMENT

Vice President, Player Development	Ryley Westman
Assistant Director, Player Development	Mike Daly
Director, Instruction, Defense & Baserunning	Vinny Lopez
Pitching Coordinator	Jose Rada
Hitting Coordinator	Jonathan Mathews
Hitting Advisor	Scott Coolbaugh
Player Plan Coordinator	Molly Meyer
Senior Manager, Video Operations & Professional Scout	Ethan Dixon
Manager, Minor League Administration/Peoria Operations	Todd Stephenson
Manager, Minor League Clubhouse & Equipment	AJ Bridges
Manager, Learning, Education & Life Skills	Kaitlyn Simmons
Coordinator, International Player Development	Vicente Cafaro
Coordinator, Player Development	Clinton Sewell
Coordinator, Amateur Scouting Operations	Dylan Schlockneth
Coordinator, Scouting & Player Development Administration	Adrian Ortiz
Mental Skills Coordinator	Rosa Pou
Mental Skills Coach	Fabian Di Lorenzo
Lead ESL instructor	Sherly German
Coordinator, Medical Services & Administration	Jolo Tarantino
Rehab Strength & Conditioning Coach	Kevin Mixon
Performance Dietitian	Hannah Cooper
Physical Therapist	Taylor McWilliams

SCOUTING & INTERNATIONAL OPERATIONS

Vice President, Amateur & International Scouting	Chris Kemp
Vice President, Professional Scouting	Pete DeYoung
Director, Pacific Rim Operations	Acey Kohrogi
Director, International Operations	César Rizik
Senior Manager, Professional Scouting & Baseball Operations	Brett Becker
Special Assistant, Professional Scouting	Keith Boeck
Special Assistant, Professional Scouting	Spencer Graham
Professional Scouting Crosschecker	Mike Juhl
Professional Scouting Crosschecker	Chuck LaMar
Professional Scouting Crosschecker	Dominic Viola
West Coast Supervisor	Josh Emmerick
Northeast Supervisor	Mike Kanen
South Central Supervisor	Andrew Savlo
International Scouting Supervisor	Trevor Schumm
International Scouting Supervisor, Mexico	Bill McLaughlin
Administrator, Dominican Republic Baseball Operations	Franklyn Peguero
Assistant Administrator, Dominican Republic Baseball Operations	Martina Pereyra

BROADCASTERS

Broadcaster	Jesse Agler
Broadcaster	Maniuz Cook
Broadcaster	Mark Grant
Broadcaster	Pedro Gutierrez
Broadcaster	Tony Gwynn Jr.
Broadcaster	Carlos Hernandez
Broadcaster	Don Orsillo
Broadcaster	Eduardo Ortega
Broadcaster	Mike Pomeranz
Broadcaster	Bob Scanlan

BUSINESS ANALYTICS

Director, CRM & Data Strategy	Lisa Beno
Director, Business Strategy & Analytics	David Kingery
Senior Manager, Business Strategy & Analytics	Matthew Sullivan
Coordinator, Ticket Systems	Samantha DiMaggio
Analyst, Data Visualization & Engineering	Samuel Darvish
Business Analyst	Connor Bailey

COMMUNICATIONS

Vice President, Communications	Craig Hughner
Director, Media Relations & Baseball Information	Darren Feeney
Senior Manager, Business Communications	Vanessa Dominguez
Coordinator, Communications	Tiffany Seal
Coordinator, Media Relations	Devon Bridges

COMMUNITY IMPACT

Vice President, Community Impact	Bill Johnston
Director, Community Impact	Connor Feeney
Senior Manager, Player Families & Community Impact	Sarah Wiggins
Manager, Player Relations & Community Impact	Andrea Plocos
Advisor, Military Affairs	Johnny Nilsen

CONCESSIONS & RETAIL

Vice President, Hospitality	Josh Momborg
Director, Retail Operations	Samantha Schy
Senior Manager, Hospitality	Peter Thai
Assistant, Hospitality	Tyler Avalos

CORPORATE PARTNERSHIPS

Vice President, Partnership Services	Eddie Quinn
Senior Director, Partnership Development	Alyssa Brown
Senior Director, Partnership Development	Jeff Farmer
Senior Director, Partnership Development	Ryan Thorvaldsen
Director, Partnership Services	Hunter Khaleghi
Senior Manager, Partnership Fulfillment	Kaitlynn Aguirre
Manager, Partnership Services	Codi Baylor
Manager, Partnership Services	William Grant
Manager, Partnership Services	Katelyn Roth
Coordinator, Corporate Partnerships	Natalie Devin

CREATIVE SERVICES

Senior Director, Creative Digital Design	Daniel Kim
Manager, Graphic Design	Grant Gabriel
Senior Graphic Designer	Elissa Ji
Junior Graphic Designer	Olivia Barcoma

ENTERTAINMENT, BROADCASTING, PRODUCTION AND ARCHIVES

Vice President, Broadcasting & Entertainment	Erik Meyer
Director, Game Presentation	Daniel Casados
Director, Scoreboard Operations	Jeff Praught
Director, Video Production	Thomas Higdon
Director, Event Production	Brian Lewis
Senior Manager, Video Engineer	Matthew Hall
Senior Manager, Video Operations	Danny Gibble
Senior Team Photographer	Matt Thomas
Manager, Archives	Sandy O'Toole
Production Manager & Senior Producer	Sonni Simmons
Producer/Editor	Joseph Eawicker
Video Editor/Motion Graphics Designer	Matt Subrizi
Senior Videographer/Producer	Cristian Vaca
Videographer/Producer	Keith Dotty
Audio Engineer	Aaron Sum

FAN ENGAGEMENT

Senior Director, Fan Engagement	Darryl Mendoza
Senior Manager, Fan Engagement & Entertainment	Jesi Naire
Manager, Fan Engagement & Entertainment	Andrew Grant

GUEST EXPERIENCE

Vice President, Guest Experience & Event Security	Ray Daryabigi
Senior Manager, Guest Experience	Jenna Matsushita
Senior Manager, Premium Experience	Caleb Van Hovel
Coordinator, Guest Experience	Lindsey Cassidy
Coordinator, Guest Experience	Erin O'Neill

MARKETING & SOCIAL MEDIA

Vice President, Marketing	Emily Wittig
Senior Manager, Marketing	JL Dominguez
Manager, Marketing	Kate Nagle
Senior Manager, Social Media	Alejandra Nocera

FRONT OFFICE DIRECTORY

INFORMATION TECHNOLOGY

Vice President, Information Technology	Ray Chan
Senior Director, Information Technology	Oscar Castro
Manager, Application Developer	Dan Lee
Manager, IT Infrastructure	Kris Peralta
Senior Applications Developer	Michael Kelly
Systems & Telecom Administrator	Hector Ortega
Systems Administrator	Oliver Bernoy
Coordinator, Information Systems	Monica Lopez
Desktop Support Specialist	Dawson Adolffson
Desktop Support Specialist	Jacob Sheppard

LEGAL

Vice President, General Counsel	Terezka Zabka
---------------------------------	---------------

PEOPLE & CULTURE

Senior Director, People & Culture	Ian Graham
Director, Benefits & Risk Management	Joanne Bautista
Director, People & Culture/Event Staff	Christina Hall
Manager, Talent Acquisition & Onboarding	Kristen Hernandez
Coordinator, People & Culture	Elizabeth Kiefner
Specialist, Benefits & HRIS	Emily Reilly

PUBLIC AFFAIRS

Vice President, Public Affairs	Diana Puetz
--------------------------------	-------------

SPECIAL EVENTS

Vice President, Special Events	Stephanie Grace
Senior Director, Special Events	Kristie Ewing
Director, Special Events	Paula Badali
Senior Manager, Special Events	Nicole Lucatuorto
Senior Manager, Special Events	Juliana Spina
Senior Manager, Special Events	Agustin Vazquez
Manager, Special Events	Shelby Leonard
Operations Manager, Special Events	Sean Kinsella
Operations Coordinator, Special Events	Michael Butler
Operations Coordinator, Special Events	Henry Gentile
Sales Coordinator, Special Events	Cassandra Ahern
Sales Coordinator, Special Events	Madison Terry
Coordinator, Special Events	Jackson Butler
Coordinator, Special Events	Alexandra Cook

PREMIUM SALES

Senior Director, Premium & Membership & Suite Sales	Carter Motley
Senior Manager, Premium & Suite Sales	Wil Cannon
Manager, Premium Sales	Gerald Harris
Manager, Premium Sales	Jack Spohn
Senior Account Executive, Premium Sales	Jack Tovey
Account Executive, Premium Sales	Tommy Knopf
Account Executive, Premium Sales	Alex Ross

GROUP TICKETS AND HOSPITALITY

Senior Director, Group Tickets & Hospitality	Jenna Sain
Senior Manager, Group Tickets & Hospitality	Anil Cannon
Account Manager, Group Tickets & Hospitality	Ryan Efler
Account Manager, Group Tickets & Hospitality	Logan Washburn
Senior Account Executive, Group Tickets & Hospitality	Conor Bierfeldt
Senior Account Executive, Group Tickets & Hospitality	Karina Boites-Zarate
Senior Account Executive, Group Tickets & Hospitality	Jack Donovan
Senior Account Executive, Group Tickets & Hospitality	Derek Pharis
Account Executive, Group Tickets & Hospitality	Karina Boites

PRODUCED BY THE SAN DIEGO PADRES

COMMUNICATIONS DEPARTMENT

Darren Feeney/Tiffany Seal/Devon Bridges - Editors
Daniel Kim/Evan Denworth- Graphic Designers

DESIGN/EDITORIAL ASSISTANCE

Craig Hughner
Danny Sanchez
Vanessa Dominguez
Bill Center
Jesse Agler
Emily Wittig
Kate Nagle
Connor Feeney

INTERIOR PHOTOGRAPHY

Matt Thomas
Andy Hayt
Scott Wachter

STATISTICS

MLB Baseball Information System
Elias Sports Bureau
Stats LLC
Baseball-Reference.com
MiLB.com
Baseball Savant
Fangraphs
Retrosheet.org (Dave Smith)

Account Executive, Group Tickets & Hospitality	Sutton Derr
Account Executive, Group Tickets & Hospitality	Pedro Chan Cua
Account Executive, Group Tickets & Hospitality	Jackson Fricke
Account Executive, Group Tickets & Hospitality	Evan Gross
Account Executive, Group Tickets & Hospitality	Megan Guest
Account Executive, Group Tickets & Hospitality	Tom Merk
Account Executive, Group Tickets & Hospitality	Hannah Plackowski
Coordinator, Theme Game Sales & Operations	Madison Douglas
Coordinator, Ticket Sales & Services Operations	Alyssa Filiatreau

MEMBERSHIP DEVELOPMENT

Manager, Membership & Inside Sales	Sean Horan
Senior Account Executive, Membership Development	Adrian Sadighi
Senior Account Executive, Membership Development	Ryan Fedde
Account Executive, Membership Development	Maddy Cosgrove
Account Executive, Membership Development	Katie Quick

MEMBERSHIP SERVICES

Senior Director, Membership Services	Ashley Hoffman
Senior Manager, Membership Services	Steve Carter
Senior Manager, Premium Services	Marisa Rogoff
Manager, Membership Services	Briana Vega
Account Manager, Premium Services	Troy Jurney
Senior Account Specialist, Membership Services	Devon Edwards
Senior Account Specialist, Membership Services	Rae West
Account Specialist, Business Membership Services	Jack Lueg
Account Specialist, Membership Services	Sarah Aragon
Account Specialist, Membership Services	Cade Bandera
Account Specialist, Membership Services	Max Cohen
Account Specialist, Membership Services	Jack Disney
Account Specialist, Membership Services	Kevin Douglas
Account Specialist, Membership Services	Garrett Greenway
Account Specialist, Membership Services	Gabriela Gonzalez
Account Specialist, Membership Services	Olivia O'Brien
Account Specialist, Membership Services	Andrew Pitts
Account Specialist, Membership Services	Sam Robinson
Account Specialist, Membership Services	Grace Rodriguez
Account Specialist, Membership Services	Crystal Sanchez
Account Specialist, Membership Services	Aubree Schrandt
Account Specialist, Premium Membership Services	Samuel Stiker

TICKET OPERATIONS

Director, Ticket Operations	Gabriel Kunde
Director, Ticket Systems	Ellen Lopresti
Manager, Ticket Operations	Emily Gross
Manager, Box Office & Ticket Operations	Vanessa Cummins
Manager, Ticket Systems	Brittany Ramos
Assistant Manager, Box Office & Ticket Operations	Sean Nichols
Assistant Manager, Box Office & Ticket Operations	Lorena Rios

TOURISM & CORPORATE EVENTS

Senior Director, Tourism & Corporate Events	Chelsea Dill
Senior Manager, Tourism Sales	Melissa DiMartino
Account Executive, Tourism Sales	Chad Brinza

The information contained within the 2023 San Diego Padres Media Guide is accurate as of March 30, 2023. It is intended for use by accredited media members. Those desiring to use this information for commercial purposes must contact the Padres Media Relations Department at (619) 795-5265.

FOR MORE INFORMATION ABOUT THE PADRES VISIT:

www.padres.com
www.padres.com/friarwire
www.padresbaseball.com
www.facebook.com/padres
www.twitter.com/padres
www.twitter.com/lospadres

OFFICIAL APP OF THE PADRES



Get access to everything Padres everywhere you go. MLB is the #1 app for live Padres baseball. Delivering live audio broadcasts with your favorite announcers, updates on all of your followed Padres players, customizable favorite team features, breaking news, video highlights and much more.



NOTES

EXECUTIVES

MANAGER
& STAFF

SUPPORT STAFF, ADVISORS
& BASEBALL OPERATIONS

PLAYER HEALTH
& PERFORMANCE

25 SAN DIEGO
PADRES

HISTORY &
RECORDS

OPPONENTS

SCOUTING & PLAYER
DEVELOPMENT

PETCO PARK

COMMUNITY

MEDIA



EXECUTIVES



JOHN SEIDLER

CHAIRMAN

John Seidler is the Chairman and Control Person of the San Diego Padres and has been an owner of the Padres since 2012. He was appointed to his position with the Padres in 2025 succeeding Chairman and interim control person Eric Kutsenda.

John is also the Chairman and CEO of O'Malley Seidler Partners, LLC, a family office that manages assets on behalf of four generations of the O'Malley-Seidler family. Previously, he was the co-founder, Chairman and CEO of a firm that provided comprehensive development, engineering, construction and project management services for electric power generation projects. Over two decades, it completed 16 projects located in ten different states and two Canadian provinces.

John currently serves as a board member of Rawlings Sporting Goods, which manufactures baseball and other sports equipment.

Born in Pasadena, California, John earned a Bachelor of Science degree in Engineering from Santa Clara University and both a Juris Doctor and Master of Business Administration from Loyola Marymount University. John is an avid SCUBA diver and an amateur photographer and enjoys the challenge of underwater photography.

John and his wife Laurie have been married 34 years. They have three adult children ranging from 22 to 30, a son-in-law and a grandson. When their youngest started college, they bought a home in San Diego so they could attend more Padres games and now spend a majority of their time here.



ERIK GREUPNER

CHIEF EXECUTIVE OFFICER



Erik Greupner was promoted to his current post of chief executive officer in January 2021. Greupner oversees the Padres' operations and leads the growth and development of the club's business and culture. 2025 marks his 15th season in San Diego after joining the club in December 2010. During his tenure as CEO, the Padres have consistently ranked in the top three among all Major League Baseball clubs in attendance and set all-time franchise records in attendance, season ticket sales, and every local revenue category. Under his leadership, the Padres became the first MLB club to secure a jersey patch partner, have significantly grown its fundraising and positive impact in the San Diego and Baja community through the Padres Foundation, and have meticulously maintained and transformed Petco Park while retaining the continuous ranking as USA Today's No. 1 Ballpark in MLB. Beginning in 2023, he led a first of its kind partnership between the Padres and MLB Media to broadcast local games, create Padres.TV, and build a MLB club record number of DTC subscribers.

Prior to assuming the role of CEO, Greupner served as president of business operations from December 2018 through December 2020 and chief operating officer from November 2016 to November 2018. While serving in those posts, he guided the club through the COVID-19 pandemic, led the club's successful effort to secure the development rights for a transformational multi-use real estate project on Tailgate Lot, and oversaw the team's business operations, including all revenue generation. During this time, the Padres set sponsorship, ticketing, and non-baseball event revenue and attendance records. The Padres also positively impacted the San Diego community through supporting racial justice efforts and frontline workers during the pandemic, including launching California's first COVID-19 super vaccination site at Petco Park.

Greupner served in various roles for the Padres from December 2010 to November 2016. Over this period, he led the lobbying efforts and negotiations that resulted in the Padres amending its lease with the City of San Diego to significantly increase the number of non-baseball events at Petco Park and positively impact the regional economy. Greupner also led the negotiations of a new long-term lease and construction of the Padres' Spring Training facility and renovated stadium in Peoria, Ariz. Finally, Greupner's efforts were instrumental in securing the 2016 MLB All-Star Game in San Diego.

Prior to joining the Padres, Greupner worked as a corporate and transactional attorney with the international law firm Gibson, Dunn & Crutcher LLP. While at Gibson Dunn, he advised senior management of public and private companies in general corporate matters, acquirers and targets in mergers and acquisitions, and institutional investors and fund sponsors in the formation and operation of private investment funds.

Prior to his time with Gibson Dunn, Greupner worked in sales management roles with Goldman Sachs & Company and Scudder Weisel Capital, LLC.

Greupner earned his Juris Doctor degree magna cum laude from the University of San Diego School of Law, where he was a member of the Order of the Coif. He served as a judicial intern for the Honorable M. Margaret McKeown, U.S. Court of Appeals, Ninth Circuit.

A native of Minneapolis, Minn., Greupner graduated cum laude from Wheaton College, Illinois with a Bachelor of Arts degree in philosophy and communications. During his four years at Wheaton, Greupner was a defensive back and receiver for the Thunder football team. He currently serves on the MLB Media board and board of trustees of the Rady Children's Hospital Foundation. He has also served on MLB's International Committee and the President's Working Group of the Business and Media Board. He and his wife, Laura, have a son and two daughters.





A.J. PRELLER

PRESIDENT OF BASEBALL OPERATIONS & GENERAL MANAGER

A.J. Preller was promoted to his current position of president of baseball operations and general manager in February 2021. He originally joined the Padres as executive vice president/general manager on August 6, 2014, making him the 5th-longest tenured GM in Major League Baseball.

Under his leadership, the Padres have reached the postseason twice in the last four years. In 2022, San Diego reached the National League Championship Series, marking the first time the club advanced to the NLCS in 24 years (1998). San Diego defeated the New York Mets, 2-1, in the Wild Card Series and beat their division rival Los Angeles Dodgers, 3-1, in the NLDS before falling to the Philadelphia Phillies, 4-1, in the NLCS. The club ended a 14-year postseason drought in 2020 with a 37-23 (.617) regular season record, their best winning percentage in club history. After finishing the season with the second-best record in the National League, the Padres defeated the St. Louis Cardinals in the NL Wild Card Series, their first postseason series win since 1998 and the first postseason series win at Petco Park.

Over his tenure, Preller has overseen the acquisition of a significant level of talent through various channels. He signed major free agents, including Manny Machado, Xander Bogaerts and Ha-Seong Kim. Across multiple years, he executed trades netting a talent haul of Juan Soto, Fernando Tatis Jr., Yu Darvish, Blake Snell, Joe Musgrove, Josh Hader, Jake Cronenworth, Luis Arraez, Michael King, Dylan Cease, Jason Adam and Tanner Scott, among others. Along with the professional scouting group, Preller mined the waiver wire and minor league free agency to find key bullpen pieces and eventual All-Stars in Kirby Yates and Brad Hand along with Craig Stammen. Under his direction, the amateur scouting department has drafted several consensus top prospects, including Jackson Merrill, Robby Snelling, Dylan Lesko, MacKenzie Gore, C.J. Abrams, James Wood, Robert Hassell and Cal Quantrill, while the international scouting staff signed Ethan Salas, Leo DeVries, Jairo Iriarte, Samuel Zavala, Adrian Morejon, Luis Patiño, Tirso Omelas, Andrés Muñoz and Emmanuel Clase.

While constructing a winning Major League roster, Preller has also strengthened and preserved the club's farm system, earning a Top 3 ranking from 2019 through 2021. The Padres made history in 2019 with a record-breaking 10 players on MLB Pipeline's Top 100 Prospects list. The farm system is once again one of the strongest in MLB entering 2024, including No. 4 in ESPN's yearly rankings (was 23rd entering 2023).

Prior to his time in San Diego, Preller served as assistant general manager of the Texas Rangers, overseeing the player development and scouting departments and serving as a key advisor on all player acquisitions. Over 10 years in Texas, Preller was integral to the Rangers' efforts to upgrade the talent level throughout the system, playing an instrumental role in the club's consecutive World Series appearances in 2010-11, as well as in the construction and organization of the Rangers' development program in the Dominican Republic. From 2010-13, he served as a senior director of player personnel, overseeing professional, international and amateur scouting.

Before joining the Rangers, Preller spent three years in the baseball operations department of the Los Angeles Dodgers, working with the professional, amateur and international scouting departments. He also was heavily involved in salary arbitration work for the Dodgers.

A native of Huntington Station, N.Y., Preller graduated Summa Cum Laude from Cornell University in 1999 and was inducted into the South Huntington Hall of Fame in 2012. He began his baseball career with an internship for the Philadelphia Phillies before taking a position with the Arizona Fall League where he worked under Hall of Famer Frank Robinson, whom he later joined at Major League Baseball for two years, aiding Robinson in several areas and working closely with the Labor Relations Department on salary arbitration issues.

A native of Huntington Station, N.Y., Preller graduated Summa Cum Laude from Cornell University in 1999 and was inducted into the South Huntington Hall of Fame in 2012. He began his baseball career with an internship for the Philadelphia Phillies before taking a position with the Arizona Fall League where he worked under Hall of Famer Frank Robinson, whom he later joined at Major League Baseball for two years, aiding Robinson in several areas and working closely with the Labor Relations Department on salary arbitration issues.





CAROLINE PERRY

CHIEF OPERATING OFFICER

Caroline Perry was promoted to her current position of Chief Operating Officer in January 2023. She is the highest-ranking female employee in Padres history and is currently one of only three female COO's in Major League Baseball (other: Marti Wronski, Brewers).

The 2025 season marks Perry's 15th with the Padres after originally joining the club as associate general counsel in April 2011. In her current role, she oversees the Padres' ballpark operations, business strategy and analytics, legal, finance, government affairs and information technology operations.

Perry has been involved in many large-scale projects for the Padres, including the Padres' renovation of Gallagher Square, negotiations with the City of San Diego surrounding the All-Star Game and the management of Petco Park and the sale of the team to the current ownership group in 2012.

Prior to joining the Padres, Perry worked as a corporate attorney for Davis Polk & Wardwell LLP in the Bay Area and Cravath Swaine & Moore LLP in New York, where she focused primarily on corporate finance and general corporate matters. Prior to graduating from law school, Perry was an account management associate at BlackRock, the world's largest asset manager.

A native of San Diego, Perry graduated with honors from Stanford University with a Bachelor of Arts degree in Human Biology. Perry earned her law degree from Columbia University, where she was a James Kent scholar and managing editor of the Columbia Business Law Review. She serves on the board of directors of Make-a-Wish and is an adjunct professor at the University of San Diego School of Law. Perry and her husband, Adam, live in La Jolla with their two daughters, Adeline and Amelia.



SERGIO DEL PRADO

EXECUTIVE VICE PRESIDENT, BUSINESS AFFAIRS

Sergio del Prado enters his 11th season with the Padres after joining the club in June 2015 as vice president corporate partnerships. He was promoted to his current position in January 2024, a role in which he oversees corporate sponsorship sales and service, linear and digital media sales and ticket sales and service. During his tenure in San Diego, corporate partnerships has seen revenue growth in each of the last 10 seasons (2015-24) reaching all-time highs every season. del Prado has also worked with partners to enhance fan experience with ballpark destinations and fan amenities such as the Petco Barkyard (sports first pet suites), Lexus Premier Club, Ballast Point Craft Pier, Budweiser Loft, Gallagher Square, Gallagher Chairman's Club, Southwest Airlines Party's at the Park, Callaway's Links at Petco Park, Toyota Beach and

Cutwater Agave Club. In 2022 under del Prado's leadership, the Padres became the first MLB team to sell a jersey patch (Motorola) and complete partnership deals in Mexico, Brazil and China. In del Prado's first season overseeing ticket sales and service the Padres set new all-time franchise records for attendance and season seat members.

Working with MLB under del Prado's leadership, the Padres became the first MLB club to switch over to MLB Media and have grown ratings on linear broadcasts while also growing subscriptions to Padres.TV to MLB best.

del Prado came to San Diego from Los Angeles, where he spent nine seasons with the Dodgers prior to starting his own sports marketing consulting business, del Prado Group Sports Marketing Consulting. With the Dodgers, del Prado most recently served as vice president, sales, overseeing ticket sales, sponsorship sales and service, Spanish broadcast sales and service and premium sales and service. Prior to joining the Dodgers, del Prado spent two years as general manager of the Los Angeles Galaxy soccer team. Under his watch, the team led Major League Soccer in attendance and sponsorship revenue, while playing for the MLS Cup.

del Prado previously worked as SVP Corporate Marketing with the 1999 Women's World Cup and spent nine years with the Los Angeles Kings of the National Hockey League, ultimately serving as director of marketing and corporate sales and leading the sales efforts that resulted with the Staples Center naming rights deal.

Born in Havana, Cuba, Del Prado earned a Bachelor of Science degree in business administration from California State University, Long Beach. He and his wife, Leslie, have two children: Monica and Eric.

EXECUTIVES



TOM SEIDLER

EXECUTIVE VICE PRESIDENT, COMMUNITY & INTERNATIONAL IMPACT

Tom Seidler enters his 35th season in professional baseball and his 13th with the Padres. He was promoted to his current position in January 2024, a role in which he oversees the club's efforts to improve the lives of underserved communities in San Diego and Baja.

Seidler also oversees player and alumni relations, developing programs such as Manny's Hot Corner, Players Community Tour, Tony Gwynn Community All Stars, and Johnny Ritchey Scholarships, which honor current and former players while supporting those in need. He manages the club's support of first responders, the military, veterans and their families. Seidler leads the Padres' PlayBall initiatives, which include Future Padres (20,000 free jerseys and hats distributed to youth baseball/softball leagues), and a fast-growing Padres Rookie League (free summer baseball league for boys and girls from areas of need).

Seidler manages the Padres' Hispanic community engagement on both sides of the border and leads efforts in international outreach, including games and community engagement in Mexico City in 2023 and Seoul, South Korea in 2024. The Padres Hispanic community efforts have grown in recent years, led by the expansion of the Estrellas Program and Comunidad Awards.

Seidler has managed the Padres Volunteer Team since its launch in 2015, a program which has engaged more than 7,500 volunteer members of the community and provided more than 50,000 hours of service and \$1,000,000 of value to local non-profits.

As President of the Padres Foundation, Seidler has managed the Foundation's 10-fold growth in both fundraising and grants distributed in San Diego and Baja over the past 12 years. Seidler led large-scale grant programs in 2016 (in conjunction with the MLB All-Star Game) and 2019 (commemorating the Padres' 50th anniversary).

In 2024, he launched the Peter Seidler Legacy Projects, a new multi-year series of grants thanks to significant financial contributions from fans and matching dollars (5-for-1) from Padres players, ownership, the Padres Foundation and the Seidler family. During its inaugural year, the first three Legacy projects contributed over \$1,000,000 benefitting three Padres charity partners – the Youth Assistance Coalition, Urban Street Angels, and the San Diego Rescue Mission.

Additionally, the Padres Foundation launched its annual 'Dinner on the Diamond' charity gala in 2022 which has raised more than \$2,500,000 for local charities in just three years.

Prior to joining the Padres, Seidler was an owner/operator of minor league baseball clubs. His final stint was as President of the Visalia Rawhide (California League). Under Seidler's leadership, the Rawhide broke a 62-year-old attendance record in 2009, the first of four consecutive years of all-time record attendance. Seidler was twice named Executive of the Year in the California League. He previously held management roles with professional baseball teams in Port St. Lucie, Kissimmee, Great Falls, Stockton, and Caracas, Venezuela.

Seidler earned a Bachelor of Arts degree from the University of Notre Dame and a Master of Business Administration from the Owen School at Vanderbilt University. He currently serves on the executive committee and board of directors of the San Diego Regional Economic Development Corporation, and the boards of directors for both the YMCA of San Diego County and Realty Changers.



CHRIS CONNOLLY

SENIOR VICE PRESIDENT, CHIEF MARKETING OFFICER

Chris Connolly enters his fifth season with the Padres and fourth as senior vice president, chief marketing officer. In his current role, Connolly oversees all aspects of the Padres marketing, social media, design, advertising, broadcasting, in-game entertainment and fan engagement. Additionally, he helps promote and advertise Petco Park's major concerts and events throughout the year.

During his tenure as CMO, the Padres have consistently ranked in the top five among all Major League Baseball clubs in attendance, including ranking second in 2023 and third in 2024 while setting Padres all-time franchise records in attendance and season ticket sales. Connolly helped lead the successful City Connect uniform marketing launch in 2022 as well as the marketing for numerous sold-out Petco Park concerts.

Prior to joining the Padres, Connolly spent 12 years working for The Walt Disney Company in a variety of senior leadership roles throughout his tenure. He led marketing for the Disneyland Resort where he was instrumental in the successful launches of Star Wars Galaxy's Edge in 2019 and the Pixar Fest celebration in 2018. Other notable Disneyland accomplishments included driving merchandise and food revenue to record levels through dedicated social media campaigns.

Additionally, Connolly held the title of Senior Vice President of Consumer Marketing for Disney Consumer Products from 2012-16 where he spearheaded the retail, product development and marketing initiatives behind the highly successful Frozen franchise and the popular Disney Princess brand. Upon first joining Disney in 2009, Connolly served as the Senior Vice President of Worldwide Marketing for Walt Disney Studios, which saw him lead the Home Entertainment consumer marketing and creative services teams responsible for Disney, Pixar, ABC, and Disney Channel DVD releases.

A native of Southern California, Connolly has also held the titles of President of the Big Idea Marketing Group, LLC. and Vice President of Worldwide Marketing for Hasbro over his career. The University of California, Los Angeles alum also serves as a guest lecturer at local universities and enjoys mentoring students. Connolly and his wife Denise, a San Diego native, have two daughters, Olivia and Caroline.



GREG MASSEY

SENIOR VICE PRESIDENT, CHIEF FINANCIAL OFFICER

Greg Massey enters his fourth season with the Padres after spending the previous 23 seasons with the Seattle Mariners, the last five as vice president, finance. He was promoted to his current role as senior vice president, chief financial officer in January 2024. As the head of the accounting and finance departments, Massey works closely with executive management in the oversight of financial operations and oversees the daily accounting and payroll functions, financial planning, analysis and forecasting, ownership and tax matters, and all internal and external financial reporting for the Padres.

Massey got his start in Major League Baseball in 1998 after being hired as assistant controller and was promoted to controller in 2004. Prior to joining the Mariners, Greg worked in the public accounting and private business sectors. He also served on the Seattle Aquarium Board of Directors from 2009-15.

A native of Santa Rosa, Calif., Massey moved to Washington during his teenage years and graduated from Washington State University with a bachelor's degree in business administration with an emphasis in accounting. He also is a Certified Public Accountant (CPA) and resides in San Diego.



SARA GREENSPAN

SENIOR VICE PRESIDENT, PEOPLE & CULTURE

Sara Greenspan was promoted to her current position of Senior Vice President, People & Culture in February 2021. She originally joined the Padres as Director of Human Resources in May 2012. 2025 marks her 14th season as the head of human resources for the Padres. Greenspan is responsible for developing and leading the organizations human capital strategy, including, but not limited to, organizational and leadership development, talent acquisition, DE&I initiatives, compensation, benefits, risk management, culture initiatives and all labor and employee relations.

Prior to joining the Padres, Greenspan held human resources leadership roles at large consumer brand organizations, including Pepsi Bottling Group, Kyocera America, and Yum Brands! -KFC.

Originally from the east coast, Greenspan graduated with honors from Northeastern University with a Bachelor of Science Degree in Criminal Justice. After completing her Human Resources certificate from U.C San Diego, she went on to earn her Senior Professional in Human Resources (SPHR) certification, SHRM-SCP certification, and Lean Six Sigma Green Belt. She served several years on the Board of Directors of Boys and Girls Club of Greater San Diego and on the USD Employer Advisory Board. Greenspan and her husband, Mike, reside in Scripps Ranch with their three children: Gavin, Amelia and Stella.



KEN KAWACHI

SENIOR VICE PRESIDENT, BALLPARK OPERATIONS

One of the longest-tenured employees of the Padres, Ken Kawachi is now entering his 31st season with the club. He was promoted to his current role of Senior Vice President, Ballpark Operations, in January 2023, and he is responsible for all facility management and event operations at Petco Park, while also overseeing engineering, building maintenance and repairs, cleaning and janitorial services, playing field and exterior landscape maintenance, security and transportation.

Kawachi joined the Padres in 1995 as an intern in the stadium operations department. He was named director of stadium operations in 1999 and director of security & transportation in 2003.

Kawachi earned a Business Administration degree from the University of San Diego in 1995. He resides in the Del Cerro area of San Diego with his wife, Karen. He has three children: daughter

Emerson and sons, Everett and Ellis.

EXECUTIVES



JACLYN LASH

SENIOR VICE PRESIDENT, SPECIAL EVENTS

Jaclyn Lash was promoted to senior vice president, special events in January 2023 after originally joining the Padres in 2011. Jaclyn and her team have grown the events business at Petco Park and other surrounding properties, including the San Diego Symphony’s Rady Shell at Jacobs Park and the new EVE venue at the RaDD property. In her current role, Lash oversees all events for the San Diego Padres and Petco Park including concerts, game-day festivals, private events, public events and off-the-field events for the team. The special events department is responsible for generating revenue for the ballpark when it would otherwise sit dormant as well as helping enhance the Petco Park and Padres experience for the community.

Prior to joining the Padres organization, Lash worked as a corporate event planner and spokesperson for various organizations. She began her career in entertainment with the Jimmy Kimmel Live show working in music booking and guest coordination.

Jaclyn is a native San Diegan and a graduate of the University of Southern California where she majored in Business and Cinema-Television. She resides in Point Loma with her family.



SCOTT ROBISH

SENIOR VICE PRESIDENT, BUSINESS STRATEGY & ANALYTICS

Scott Robish enters his second year as senior vice president, business strategy & analytics after originally joining the Padres as a business analyst in April 2013. In his current role, Robish oversees the business analytics, ticket operations and information technology functions for the Padres. His teams collaborate with all areas of business operations to make data-driven decisions and find efficiencies.

Robish brings 15 years of experience working in the analytics field. Prior to joining the Padres, he worked in the financial services and consulting industries in Minneapolis, Minn. In those roles, he used data to optimize marketing campaigns, automate reporting processes, and provide analysis on strategic projects.

Robish is a 2009 graduate of St. Cloud State University (Minn.), where he majored in Statistics and Economics. He resides in La Mesa with his wife, Emma, and their daughters, Finley and Paige.



CURT WAUGH

SENIOR VICE PRESIDENT, TICKET SALES & SERVICE

Curt Waugh enters his second season in the role of Senior Vice President, Ticket Sales and Service. He joined the Padres in June 2014 and currently oversees all areas of tickets sales and membership services, including season ticket memberships, group tickets, suites, and premium sales. Under his leadership, the Padres set a new single-season attendance record during the 2024 season in only 80 home games (3,314,593).

Waugh joined the Padres in 2019 as Director of Group Tickets and Hospitality, where he led the club’s group and suite sales revenue generation efforts. During that time, the Padres set group and suite revenue and attendance records. He served as Vice President of Ticket Sales and Service from 2020-2023 when the club established new franchise records in both categories and sold-out Season Ticket Membership for the first time in club history.

Waugh came to San Diego after spending four years in San Antonio with Spurs Sports and Entertainment, where he was the Manager of Ticket Sales for the Rampage (American Hockey League). He managed all day-to-day operations ticket sales for the club. Prior to his time leading the department, he worked in a selling capacity with the Rampage and Spurs.

A native of Edmond, Okla., Waugh graduated from Oklahoma State University, where he majored in marketing. He resides in San Diego with his wife, Allie, and their daughters, Averie, Olivia, Molly and Maggie.

RAY CHAN

VICE PRESIDENT, INFORMATION TECHNOLOGY



Ray Chan is in his 15th season with the San Diego Padres and his ninth as Vice President of Information Technology. Since joining the organization in January 2011 as Director of IT, he has played a pivotal role in shaping the Padres' technology landscape. In his current role, Chan leads the club's IT strategy, overseeing infrastructure, cybersecurity, and digital transformation efforts across Petco Park, the team's Spring Training facility in Peoria, Arizona, and the Padres' Dominican Republic Academy.

With over 25 years of experience in the technology sector, Chan has held key positions at Enterprise Partners Venture Capital, Pepsi Bottling Group, ideaEDGE Ventures, Gateway Computers, Wells Fargo Bank, and Alvarado Medical Center.

Under his leadership, the Padres have undergone a complete network infrastructure overhaul, deployed cutting-edge DAS and Wi-Fi systems at Petco Park, modernized the team's VoIP telecommunications, and strengthened cybersecurity initiatives. His innovations have enhanced fan engagement, improved operational efficiency, and solidified Petco Park's reputation as one of Major League Baseball's top ballparks.

Beyond his work with the Padres, Chan is committed to community service and sits on the board of Computers 2 Kids San Diego, a nonprofit dedicated to bridging the digital divide.

He and his wife, Christine, reside in San Diego and are proud parents to their three children: Phoebe, Emily, and Ruby.

RAY DARYABIGI

VICE PRESIDENT, GUEST EXPERIENCE



Ray Daryabigi is entering his third season with the Padres and his second season as the Vice President of Guest Experience and Event Security. He oversees guest services, premium services, guest experience ambassadors, parking, and event security. He focuses on ensuring that every aspect of the guest experience is of the highest standard, emphasizing safety and security.

Prior to joining the Padres, Daryabigi spent 18 years working in sports and entertainment, with time in MLB with the Los Angeles Dodgers and the Los Angeles Angels, the NBA with the Sacramento Kings and Milwaukee Bucks, and the NFL with the Los Angeles Rams. Ray has led the guest experience teams for two organizations that built world-class venues: the Sacramento Kings and Golden 1 Center and the Los Angeles Rams and SoFi Stadium.

Born and raised in Los Angeles, Calif., Daryabigi graduated magna cum laude from DeVry University with a Bachelor of Science degree in Hospitality Management and holds an Executive Master of Leadership (EML) degree from the University of Southern California's Price School of Public Policy. Ray is also the Chair of the Big Brothers Big Sisters of San Diego's Sports Council, which is dedicated to fostering mentorship through sports engagement. He resides in the Chula Vista area of San Diego with his wife, Nicole. He has four children: daughters Leilani, Maya, and Maylee, and son Koa.

STEPHANIE GRACE

VICE PRESIDENT, SPECIAL EVENTS



Stephanie Grace enters her 22nd season with the Padres. In her current role as Vice President, Special Events, she oversees the planning and execution of all special events at Petco Park, bringing a diverse range of events to life, from large-scale concerts and festivals to community activations and private functions.

Stephanie began her tenure with the Padres as a part-time member of the Pad Squad during the final year of Qualcomm Stadium before transitioning to the front office. Stephanie spent a brief time in the Partnership department before joining the Special Events department in 2007, where she has played an integral role in expanding the ballpark's event portfolio. Among the many events she has helped execute, some of her favorites include Holiday Market, the San Diego Rodeo, and the Taylor

Swift concert in 2015.

A native San Diegan, Stephanie graduated from San Diego State University in 2009 with a bachelor's degree in communication. She resides in Del Cerro with her husband, Michael, and their son, Ben.

EXECUTIVES



CRAIG HUGHNER

VICE PRESIDENT, COMMUNICATIONS

Craig Hughner enters his 19th season in Major League Baseball and ninth with the Padres. He was promoted to his current role of vice president, communications in February 2021 after originally joining the Padres in September 2017 as director, communications. In his current role, Hughner oversees the day-to-day operations of the communications department and is responsible for the Padres' PR strategy and execution, including media relations, business communications and baseball communications. He advises ownership, senior executives, coaches and players on all matters relating to the media and public relations.

Prior to joining the Padres, Hughner held various communications positions with other major league clubs, including director, media relations with the Detroit Tigers (2017) and manager, baseball communications with the Philadelphia Phillies (2008-16). He also served as a baseball information intern with the Seattle Mariners (2007). Additionally, Hughner assisted Major League Baseball as a PR representative for the 2010 & 2011 All-Star Games and 2015 National League Championship Series. He began his professional career with Fox Sports in Los Angeles, Calif., where he worked as a production assistant and production coordinator from 2003-06.

Hughner earned his bachelor's degree from Washington State University's Edward R. Murrow School of Communication in 2003 and attended Seattle University's Sports Administration and Leadership graduate program from 2006-07. He is a Southern California native and currently resides in Pacific Beach.



BILL JOHNSTON

VICE PRESIDENT, COMMUNITY IMPACT

Bill Johnston was promoted to Vice President, Community Relations in March 2021 after serving as Vice President, Sports Programs in 2020. He joined the Padres in June 2017 as Special Advisor to the Executive Chairman. Among his responsibilities, Johnston spearheads the Padres' relationship with San Diego's education and first responder communities as well as the Padres High School Coach of the Year program and the High School All-Star Game & Home Run Derby at Petco Park.

Johnston spent 27 years (1990-2017) serving as director of public relations for the San Diego Chargers. In that role, he was responsible for managing the public image and overall communications strategy for the Chargers, including media relations and all organizational messaging. He was the team's primary liaison with the NFL's broadcast partners as well as local and national media outlets.

Johnston originally joined the Chargers as an intern in 1979 and was named public relations assistant in 1981. He also served as assistant director of public relations (1984-87) and director of community relations (1988-89) during his 38 seasons with the team.

During his career with the Chargers, Johnston oversaw the creation of the Charger Girls in 1990. He resurrected the team's Hall of Fame & Alumni Weekend in 1993. In 1995, he created the team's charitable foundation and implemented many of the organization's community outreach programs, including the Alex Spanos All-Star Classic high school football game, which is currently the longest-running all-star game in California.

Born in La Mesa, Ca., Johnston attended Helix High School and graduated from San Diego State University in 1981 with a bachelor's degree in journalism. Bill and his daughter, Hayley, were named National Fundraisers of the Year in 2013 by the Huntington's Disease Society of America. While serving as president of the HDSA's board of directors, the San Diego Chapter was named the national HDSA Chapter of the Year in 2005 and '07. Johnston has run and raised nearly \$1 million in 17 marathons. Together, his running and the other opportunities he created have led to more than \$4 million raised for the fight against Huntington's disease.



RANDY MCWILLIAMS

VICE PRESIDENT, FACILITIES & SPECIAL PROJECTS

Randy McWilliams, vice president of facilities and special projects, originally joined the Padres in 2015. He is responsible for all areas of facility management, including engineering operations, and construction projects relating to Petco Park. He is also responsible for improving and expanding physical assets within the Padres real estate portfolio outside of Petco Park. Some of his notable projects include the planning and construction of Gallagher Square, suite and club renovations, the ballpark conversion to LED sports lighting, and the installation of a chilled water system and the largest PV solar array in MLB.

Prior to joining the Padres, McWilliams worked as the owner's representative for the construction of the Aztec Student Union at San Diego State University and the Cheryl and Harvey White Theatre at The Old Globe. He is a U.S. Navy submarine veteran that served on the USS Michigan, USS Hartford, and Naval Base Point Loma.

Randy is an Eagle Scout that grew up in Highland, Illinois, near the St. Louis metro area. He earned a Master of Science in Organizational Leadership from the University of Redlands and holds numerous other certifications in the facilities management industry.

ERIK MEYER

VICE PRESIDENT, BROADCASTING & ENTERTAINMENT

Erik Meyer was promoted to vice president, broadcasting & entertainment in February of 2021. In his current role, he oversees the broadcasting, entertainment, production, photography and archives departments. Meyer originally joined the Padres in 1995 on a part-time basis when he served as Technical Director/Director of the Jumbotron at Jack Murphy Stadium. He was hired full-time by the Padres in 2003 as the Director of Entertainment & Production, leading his team in the opening of Petco Park. He also oversaw the HD control room conversion, large videoboard/LED ribbon board upgrades in 2015, the opening of the Padres Hall of Fame at Petco Park in 2016, and the 2024 Gallagher Square Videoboard and audio upgrades. Prior to joining the Padres full-time, Meyer worked for one year at NBC 7/39 in studio production and spent six years with the advertising division of Cox Media as a producer and commercial production manager.



Meyer brings 30 years of TV production and event presentation to his current role after orchestrating some of the most memorable Padres ceremonies: Tony Gwynn's statue unveiling, Trevor Hoffman's number retirement and statue unveiling, the memorial services for Mr Padre, Jerry Coleman, Dick Enberg and Peter Seidler. A seven-time Emmy and 10-time Telly Award winner, Meyer also worked the Finals and Semi-Finals of both World Baseball Classics at Petco Park, two Super Bowls, eight seasons of NFL game day production, and produced various long format golf and magazine style TV programs.

A proud Aztec4Life, he graduated from the honors program, Cum Laude with distinction in his major Radio/Television/Film, from San Diego State University. He resides in South Ocean Beach with his wife Gellie, and has two daughters, who now live in New York City, Lauren and Sophia.

JOSH MOMBERG

VICE PRESIDENT, HOSPITALITY

Josh Momberg enters his 13th season in Major League Baseball and his third season with the Padres. He joined the organization in June 2022 in his current role of vice president, hospitality where he serves as the club's liaison to Delaware North Sportservice, Petco Park's food service and retail management partner. In this capacity, Momberg is charged with driving the long-term strategy and growth of the Padres food & beverage and retail operations in addition to providing oversight to the team's game used authentics and memorabilia program.

Prior to joining the organization, Momberg spent ten years working for the Tampa Bay Rays in various capacities including financial analyst (2012-2014), manager of corporate partnerships (2014-2017), and director of strategy & analytics (2017-2022), a role in which he was responsible for overseeing concessions and retail operations for the Rays at Tropicana Field, Rays Spring Training at Charlotte Sports Park, and Tampa Bay Rowdies (USL) at Al Lang Stadium. During his tenure, Momberg oversaw record hospitality per caps and revenue growth for the team and was instrumental in helping Tropicana Field become the first cashless sports facility in North America in 2019. He was named the Tampa Bay Rays Organizational Employee of the Year in the same year.



A native of St. Petersburg, FL, Momberg earned his Bachelor's in Advertising & Journalism from the University of Georgia in 2008 and later received his M.B.A. and Master's of Sports & Entertainment Management from the University of South Florida in 2012. He currently resides in North Park, Calif. with his wife, Theresa, and daughter, Remy.

DIANA PUETZ

VICE PRESIDENT, PUBLIC AFFAIRS

Diana Puetz was promoted to vice president, public affairs in February 2021 after originally joining the Padres in 2016. In her current role, Puetz oversees government relations, public policy and binational community initiatives for the organization.

Prior to joining the Padres, Puetz worked at a public affairs agency where she managed high profile community outreach and advocacy campaigns for several Fortune 500 companies. She has an extensive background in government, having held key legislative and communications roles at the City of San Diego, City of Oceanside and U.S. Senate. Puetz began her career at the U.S. Department of the Treasury.



Puetz is a 2006 graduate of the University of North Texas where she majored in Economics and Political Science. She is fluent in Spanish and serves on the board of directors for the Downtown San Diego Partnership, 2-1-1 San Diego and the East Village Association. Diana lives in Point Loma with her husband, Stephen, and their children Sophia and John Parker.

EXECUTIVES



EDDIE QUINN

VICE PRESIDENT, PARTNERSHIP SERVICES

Eddie Quinn enters his 23rd season with the Padres. He was promoted to his current role of vice president, partnership services in February 2021. In his current role, Quinn oversees the service, fulfillment, and retention of all Padres corporate partnerships.

Eddie began with the Padres in a part time capacity in 2003 as a fan programs representative. He worked as a visiting clubhouse attendant and bat boy from 2006 to 2008 before joining the front office as an inside sales rep in October of 2009. He worked in ticket services (2010-12) before moving to the corporate partnership department as manager, partnership services in 2013. In addition to his partnership responsibilities, in 2016 he served as the Padres All-Star Game Coordinator, helping plan and execute all elements of the Major League Baseball All-Star festivities in San Diego. He was

promoted to director, partnership services in 2017.

Eddie is a native San Diegan, a 2005 graduate of St. Augustine High School and a 2009 graduate of the University of Oregon with a bachelor's degree in business administration and a minor in economics. He resides in Mission Hills with his wife, Katelyn, and their sons, Kip, Tate and Briggs.



EMILY WITTIG

VICE PRESIDENT, MARKETING

Emily Wittig was promoted to vice president, marketing in January 2025 after originally joining the Padres in 2021. In her current role, Wittig helps lead the organization's marketing strategy, overseeing paid media, owned media, social media, and giveaways. During her tenure, she has helped contribute to the Padres' all-time franchise records in attendance, revenue and season ticket memberships, as well as numerous sold-out Petco Park concerts.

Prior to joining the Padres, Wittig was an Associate Athletics Director for Stanford University overseeing the marketing and fan experience for all 36 varsity sports, as well as serving as a sport administrator. During her tenure with the Cardinal, she implemented and established email and digital marketing best practices, helped set student attendance records, supported multiple Heisman trophy campaigns, and led several special department projects to help fundraising, community building, and revenue generating efforts.

Wittig is a native San Diegan and an alumna of the University of California, Los Angeles with a bachelor's degree in Communication Studies and a minor in accounting. She was a four-year varsity student-athlete on the women's rowing team. She currently lives in Tierrasanta with her family.



TEREZKA ZABKA

VICE PRESIDENT, GENERAL COUNSEL

Tereзка Zabka enters her fifth season with the Padres and second as vice president, general counsel. She originally joined the Padres in May 2021 as associate general counsel. In her current role, Zabka oversees all operations of the legal department, from advising ownership and handling baseball and player matters, to contracting partnership, event, sponsorship and marketing opportunities, to managing litigation and overseeing general ballpark operations.

Prior to joining the Padres, Zabka worked as an associate general counsel at Viasat, a global satellite and communications public company, for six years in various departments such as mergers and acquisitions, aircraft wifi, strategic sourcing, satellite development and telecommunication expansion worldwide. Before attending law school, she worked in Prague, Czech Republic for a software engineering company as the marketing and public relations manager in charge of the EMEA regions, including the former Eastern Bloc.

Zabka graduated with honors from University of San Diego in 2010, magna cum laude and received her juris doctor from the University of San Diego, School of Law in 2016 where she was an annual recipient of the Faculty Outstanding Scholar Award Scholarship. She is a native of San Diego and currently lives in La Jolla with her family.



JOSH STEIN

SENIOR VICE PRESIDENT, ASSISTANT GENERAL MANAGER

Josh Stein enters his 12th season as assistant general manager after being promoted to the post in December 2013. Stein's primary responsibility is assisting president of baseball operations & general manager A.J. Preller in all areas of baseball operations, including player evaluation, player development, contract negotiations and Major League roster management. He also oversees the Padres' Baseball R&D, Baseball Systems and Sports Science initiatives.

2025 marks Stein's 23rd season with the Padres. He first joined the club as a baseball operations intern in the summer of 2003 under General Manager Kevin Towers. He interned through the 2005 season and was named Major League advance scouting coordinator in 2006 working closely with Bruce Bochy, Bud Black and their respective coaching staffs. Following the 2009 season, Stein was named director of baseball operations.

A 2000 graduate of the UC Berkeley with a degree in psychology, Stein continued his academic studies, earning a law degree from the UC Hastings College of Law in 2005. Between college and law school, Stein worked in the tech industry in San Francisco and then traveled and taught English in South America.

Stein and his wife, Laura, reside in San Diego with their daughters, Emma and Jessie.



PETE DEYOUNG

VICE PRESIDENT, PROFESSIONAL SCOUTING

Pete DeYoung enters his 20th season in the Padres organization and his fifth as vice president, pro scouting. DeYoung originally joined the Padres organization as a baseball operations intern during the 2005 season, mainly handling the advance scouting duties for the club. He spent the 2006-07 seasons as an amateur scout for the Southeast region, and three seasons as the club's assistant to the scouting director from 2008-10. During the 2010 season, DeYoung also served as the West Coast Regional Supervisor, a position he served exclusively in for the next five seasons (2011-15), before being promoted to director, pro scouting.

An infielder, DeYoung played five years (2000-04) in the Independent Northern League with the Adirondack Lumberjacks, New Jersey Jackals, Joliet Jackhammers, and Gary Southshore RailCats where former Padre Garry Templeton served as his manager. He won Northern League titles in 2000 with Adirondack and 2001 with New Jersey and was invited to minor league Spring Training with the Atlanta Braves in 2001.

A native of Chicago, Ill., DeYoung graduated from Brown University where he was a two-time First-Team All-Ivy League performer (1998-99) and a three-time academic All-Ivy. He resides in Carlsbad, Calif. and has two daughters, Addison and Rosi



NICK ENNIS

VICE PRESIDENT, BASEBALL OPERATIONS

The 2025 season marks Ennis' 16th with the Padres. He was promoted to his current position of vice president, baseball operations in March 2021 after serving as director of baseball operations for seven seasons (2014-20). Ennis' primary responsibilities include assisting in player acquisitions, roster management, professional scouting and contract negotiations. He is also involved in the club's analytics research initiatives and the application of new technologies throughout the department's activities.

Ennis originally joined the Padres as intern in the summer of 2010 before being promoted to advance scout/baseball operations assistant in 2012. After the 2013 season, Ennis was named manager of baseball operations.

A 2004 graduate of Georgetown University, Ennis worked in the venture capital industry before receiving his Master of Business Administration from Columbia Business School in 2010.

Ennis resides in San Diego and has one son.

EXECUTIVES



CHRIS KEMP

VICE PRESIDENT, AMATEUR & INTERNATIONAL SCOUTING

Chris Kemp enters his 11th season with the Padres organization and fourth as vice president, amateur & international scouting. Kemp originally joined the Padres as director of international scouting in October 2014. He added field coordinator duties to his resume in 2018, leading the on-field development of position players.

Prior to joining the Padres, Kemp spent the previous five seasons (2010-14) as a scout for the Texas Rangers, covering North Carolina, South Carolina and Eastern Tennessee. He served as an assistant coach at Spartanburg Methodist College from 2008-09, helping guide the Pioneers to the JUCO World Series in 2009.

Kemp played two professional seasons after signing with the Rangers as an undrafted free agent in 2006, hitting .243 with 15 doubles, nine home runs and 51 RBI in 115 games. He played collegiately at the University of Tennessee, where he graduated with a bachelors degree in psychology. A Blue Ridge, Ga. native, Kemp resides in San Diego.



RYLEY WESTMAN

VICE PRESIDENT, PLAYER DEVELOPMENT

The 2025 season marks Ryley Westman's 11th year with the Padres. In addition to entering his fourth year as Farm Director, Westman was promoted to his current position of Vice President, Player Development, in October 2023. Westman's primary responsibilities include overseeing the development and staffing of the Padres minor league system, assisting in the development and enforcement of Padres standards for performance and professional conduct, and facilitating the movement and progression of Padres players across all six levels of the minor league system.

Westman originally joined the Padres organization as a catching coordinator in 2014 and served in several other positions throughout the organization, including assistant farm director from 2020 to 2021 and farm director from 2022 to 2025. Prior to joining the Padres, Westman spent seven seasons with the Texas Rangers, ultimately leading the Rangers' Dominican minor league team to a Dominican League Championship in 2013.

Westman graduated with a Bachelor of Arts degree from Northwest Missouri State University in 2007. He currently resides in San Diego with his wife, Ashley, and his two children, Wilder and Scout.



ADAM ESQUER

VICE PRESIDENT, BASEBALL RESEARCH & DEVELOPMENT

Adam Esquer enters his 7th season with the Padres organization and second as Vice President of Baseball Research & Development. Esquer originally joined the Padres as Director of Baseball Research & Development in November of 2018. Over the past six years he has built up and led the Padres baseball analytics group, which helps support all areas of the Padres Baseball Operations Department from player valuation and acquisition to player development and in-game strategy. In addition to these responsibilities, Esquer helps manage the Padres Sports Science and Baseball Systems departments.


Prior to joining the Padres, Esquer spent the previous five seasons (2014-2018) as an Assistant and then Coordinator of Baseball Research & Development for the Tampa Bay Rays. In those roles, Esquer helped grow and manage the Rays baseball analytics group.

Esquer graduated from Princeton University with a degree in Operations Research and Financial Engineering. A Los Angeles native, Esquer resides in San Diego.

EXECUTIVES

NOTES

Dotted lines for note-taking.



**MANAGER &
STAFF**

MANAGER & STAFF

8

MIKE SHILDT



MANAGER

Full Name	Mike Timothy Shildt
Date of Birth	August 9, 1968 in Charlotte, North Carolina
Opening Day Age	56
Named to Staff/Manager	December 20, 2021 / November 21, 2023
MLB Coaching Career	Third Base Coach/Quality Control Coach (2017, STL); Bench Coach/Interim Manager (2018, STL); Manager (2018-21, STL); Player Development Consultant/Interim Third Base Coach (2022); Senior Advisor to Player Development & Major Leagues (2023, SD), Manager (2024-present, SD)
Pronunciation	SHILT

COACHING CAREER

- On November 21, 2023, the Padres agreed to terms with Mike Shildt to become the 23rd manager in franchise history, marking his second stint at the helm of a big league club, having managed the St. Louis Cardinals from 2018-21. On November 6, 2024, the Padres extended Shildt's contract through the 2027 season.
- In his first year as manager for the Padres in 2024, Shildt helped guide the club to a Postseason berth and 93 victories, the second-most wins in franchise history behind only the 98 games won by the 1998 team. San Diego went 93-69 (.574), finishing the year with the NL's top Wild Card spot.
- Shildt has led his clubs to the Postseason in each of the four full seasons he's managed (2019-21 with the St. Louis Cardinals and '24 with San Diego), and omitting both his 2018 season as the Cardinals' interim manager and the Pandemic-shortened 2020 season, he's posted 90-or-more wins in each of his first three seasons as a manager. In baseball history, Shildt is one of just 16 big league managers to have three consecutive 90+ win seasons to begin their careers (excluding the following shortened seasons: 1918, 1919, 1972, 1981, 1994, 1995 and 2020).
- Shildt originally joined the Padres in 2022 as player development consultant before serving as senior advisor to

ACCOLADES

NL Manager of the Year (2019 w/STL)

- player development & Major Leagues in 2023, also spending time as the Major League club's interim 3B coach.
- Including his four seasons (three full seasons) at the helm in St. Louis, the Charlotte, N.C. native has compiled a 345-268 (.563) managerial record, highlighted by 17 consecutive wins in September 2021, the longest streak in franchise history and the longest in the National League since the 1935 Chicago Cubs.
- Shildt was voted NL Manager of The Year in 2019 by the Baseball Writers' Association of America, joining Hall of Fame managers Whitey Herzog (1985) and Tony La Russa (2002) as the only Cardinals managers to have won the award. He is also the only MLB Manager of the Year to have never played professionally.
- He joined the Cardinals' Major League staff in 2017 and served as third base coach, quality control coach, bench coach and interim manager before being named manager on August 28, 2018.
- He originally joined the Cardinals' organization in 2004 as an



MANAGER & STAFF



MIKE SHILDT MANAGERIAL RECORDS

Managerial Year	Year	Age	Tm	W	L	W-L%	G	Division Finish	Postseason W-L	Postseason%	Ejections
1	2018	49	STL	41	28	.594	69	3	0-0	--	2
2	2019	50	STL	91	71	.562	162	1	3-6	.333	2
3	2020	51	STL	30	28	.517	58	2	1-2	.333	1
4	2021	52	STL	90	72	.556	162	2	0-1	.000	5
5	2024	55	SD	93	69	.574	162	2	4-3	.571	4
Total (5 years)				345	268	.563	613		8-12	.400	14

area scout and held a variety of roles in their minor league system before logging eight seasons as a manager.

- He compiled a minor league managerial record of 471-432 (.522), winning league championships in each of his three career Postseason appearances.
- Prior to joining the Cardinals, from 1999-2003, Shildt was an associate scout for the MLB Scouting Bureau and was head varsity coach at West Charlotte High School from 1994-96. Shildt has five years of collegiate coaching under his belt, working as the hitting coach and recruiting coordinator at both UNC-Charlotte and UNC-Asheville.

PERSONAL

- Son of Merle and Lib Shildt, Mike in grew up in Charlotte, N.C. His mother was an administrative assistant to Frances Crockett, the GM of the Charlotte O's from 1977-1984 (the Double-A affiliate of the Orioles). Merle and Lib, both from Maryland, were Orioles fans, leading Lib to apply for a job with the O's affiliate. In 2018, Lib said about Mike in an interview with the Charlotte Observer, "He was just one of the clubhouse boys, doing various amounts of things. Then they let him shag balls with the players. Those years clinched his love for baseball." Before her passing in 2019, Lib was honored in 2017 with the Buster Sloan Award with the Charlotte Knights (the Triple-A descendant of the old Charlotte O's) and

again in 2018 during the Knights' Women in Baseball Night.

- At 8 years old, Mike's first job at Crockett Park earned him \$5 per game to gather foul balls. He became a clubhouse fixture as a kid, and he bonded with an Orioles' up-and-coming prospect, Cal Ripken Jr. Mike would go on to wear No. 8 throughout most of his career.
- Was 10 years old when he began his job as the scoreboard operator at Crockett Park. After games would end, he would sprint to the concession stands, pick up a tray of food for that game's umpires, and run to the umpire room to deliver the food. He spent his afternoons shining cleats, making food runs, and doing miscellaneous tasks required of a clubhouse attendant.
- Never played professional baseball in the big leagues or at the minor league level, and among current managers, only Shildt never played in the minors at all. He is 1 of 8 men since 1900 to have played zero games of professional baseball before becoming a Major League manager, and he is 1 of 6 to do so without also owning the team he managed. He won the 2019 NL Manager of the Year award with STL, becoming the only Manager of the Year to have never played professionally.
- Played high school baseball at Olympic High School, and he played collegially as a utility infielder at University of North Carolina Asheville from 1987-90, graduating with a business degree. Joined the UNC Asheville coaching staff program



from 1992-93. In 2019, Shildt was inducted into the UNC Asheville Athletics Hall of Fame.

- Became the coach at West Charlotte High School, and after leaving the high school, joined UNC Charlotte to become an assistant coach for the Charlotte 49ers baseball team from 1997 and 1998.
- In 1999, Shildt decided to enter the business of baseball training and created the On Deck Baseball Skill Development Academy, leasing a building that used to house a wine and beer distributorship. One of the 1st to graduate the program, Daniel Bard, went on to pitch 5 big league seasons. Mike would stage showcases in which college coaches and professional scouts were paid to attend workouts of aspiring players.
- In 2003, John Mozeliak, then the Cardinals' scouting director, asked Frank Marcos, who ran the scouting department, to recommend someone to cover North Carolina, South Carolina and the eastern half of Tennessee. On Christmas Eve of 2003, Mike was hired as a scout for the Cardinals.
- In 2004, he joined the St. Louis organization as a scout, and he became a minor league manager in 2010, winning 3 championships while ascending from Rookie League Johnson City to Triple-A Memphis before joining the MLB staff in 2017 as a quality control coach and then 3B coach. Was named bench coach in 2018, and mid-season on July 14, 2018, the Cardinals named Shildt as the interim manager of the Cardinals, replacing Mike Matheny.
- George Kissell, who served in the Cardinals organization for more than 6 decades as player, scout, coach, and manager, authored the "Cardinal Way". Kissell was tragically killed in

an automobile accident in October 2008, and his handbook was eventually duplicated by his son, who gave one of just a handful of copies to Shildt. The handbook contains tenants of the game that include coaching checklists and philosophies, and it stresses attention to detail and the importance on putting the organization first. The black leather-bound notebook sits on his desk, and Mike still refers to it almost every day.

- A co-founder for the Baseball For Life organization, which held it's 1st summer camp in 1999. It is an organization in Charlotte, North Carolina that looks to teach young people throughout the community the importance of our four pillars of character: service, stewardship, leadership, and ownership..the organization's role is to coordinate and channel the community's resources in a way that most positively impacts young people.

BRIAN ESPOSITO

82



BENCH COACH

Full Name	Brian James Esposito
Date of Birth	February 24, 1979 in Staten Island, New York
Opening Day Age	46
Named to Staff	February 3, 2023
Position as a Player	Catcher
MLB Coaching Career	Catching Coach (2023, SD), Catching Coach & Game Strategy Assistant (2024, SD), Bench Coach (2025)

COACHING CAREER

- Enters his third season on the Major League coaching staff and first as bench coach after serving as catching coach & game strategy assistant. 2025 will mark his fourth season in the organization after joining the Padres in 2022 as manager of Single-A Fort Wayne.
- Prior to the Padres, he spent the prior nine seasons (2013-21) in the Pirates organization, most recently as manager for Triple-A Indianapolis from 2018-19 and '21, while spending '20 at the Pirates Alternate Training site in Altoona, Pa.
- He spent two years (2015-16) as manager for Single-A West Virginia, highlighted by a club-record 87 wins in '15, after managing Single-A Jamestown in 2014 and serving as a player/coach in the Pirates farm system in 2013.

PLAYING CAREER

- He was originally selected by the Boston Red Sox in the fifth round of the 2000 First-Year Player Draft and played 13 seasons in the minor league systems of Boston, Anaheim, Texas, St. Louis, Colorado, Houston and Chicago (NL).
- He made 688 minor league appearances at catcher, 22 as a pitcher, 14 at first base and one each at third base and in left field. He made his Major League debut as a defensive replacement behind the plate with St. Louis on June 2, 2007 and made two appearances with the Astros in 2009.
- He played collegiate ball at the University of Connecticut, where he was voted team MVP in 1999.

PERSONAL

- Resides in Port St. Lucie, Florida.



MANAGER & STAFF

57

RUBEN NIEBLA

PITCHING COACH

Full Name	Ruben Niebla
Date of Birth	December 19, 1971 in Calexico, California
Opening Day Age	53
Named to Staff	December 20, 2021
Position as a Player	Left-Handed Pitcher
MLB Coaching Career	Major League Staff Assistant (2010, CLE); Assistant Major League Pitching Coach (2020-21, CLE); Major League Pitching Coach (2022-present, SD)
Pronunciation	knee-AYE-bla



COACHING CAREER

- Enters his fourth season with the Padres as pitching coach after overseeing a staff that ranked third in the NL across the last 3 seasons (2022-24) in combined fWAR (56.9), strikeouts (4,349), strikeout per nine innings (9.05) and tied for third in opponents' batting average (.236) and WHIP (1.23).
- In 2024, helped guide Dylan Cease and Michael King to the All-MLB Second Team, and in 2023, Blake Snell garnered the Padres fifth Cy Young Award in SD history, while Snell and reliever Josh Hader both earned All-MLB First Team honors.
- Prior to joining the Padres, the El Centro, Calif. native after spent the previous 21 years with the Cleveland organization. He spent his final two seasons (2020-21) with Cleveland as assistant Major League pitching coach after serving as the club's minor league pitching coordinator from 2013-19.
- Was a ML staff assistant for Cleveland in 2010 prior to serving as pitching coach for the Triple-A Columbus (2011-12).
- Held the role of pitching coach for Team Mexico in the WSBC Premier12 event in Mexico and Tokyo in November 2019, helping guide the Mexican team to a 2020 Olympic berth the first time in its history.
- Served as the pitching coach for the Mexican National Team in 2015 and has spent several seasons instructing in the Mexican Winter League for Águilas de Mexicali.

PLAYING CAREER

- His professional career began in the independent Atlantic Coast League, Western League and Texas-Louisiana League from 1995-97.
- Signed with the Montreal Expos as a free agent in '98 and split '98-00 pitching in the Expos and Los Angeles Dodgers organizations, reaching the Triple-A level in Ottawa and Albuquerque.
- He wrapped up his playing career in 2000 in the Western League, making a total of 122 career minor league appearances (one start) with a 4.49 ERA (89 ER, 178.IP).

PERSONAL

- His wife, Stephanie, is the softball coach and a physical education teacher at Southwest High School in El Centro, Calif., the couple have a daughter, Jaelyn, and a son, Johnrden...Jaelyn attends San Diego State.
- He graduated from Azusa Pacific University in 1997 with a degree in Kinesiology and Physical Education...was a two-time All-American in 1994 and 1995 at Azusa Pacific.
- Graduated from Calexico High School in the Imperial Valley located just outside of San Diego.





VICTOR RODRIGUEZ

HITTING COACH

Full Name	Victor Manuel Rodriguez
Date of Birth	July 14, 1961 in New York, New York
Opening Day Age	63
Named to Staff	January 3, 2024
Position as a Player	Infielder/Outfielder
MLB Coaching Career	Assistant Hitting Coach (2013-17, BOS); Assistant Hitting Coach (2018-23, CLE); Hitting Coach (2024-present, SD)

COACHING CAREER

- Returns for his 2nd season as Padres hitting coach after spending the previous six seasons (2018-23) as assistant hitting coach for the Cleveland Guardians.
- 2024 will mark his 49th season in professional baseball as a player, instructor or coach.
- In 2024, the Padres offense notched the fewest total strikeouts and the most plate appearances per strikeout (5.67) in the Majors, while leading all of baseball in total hits (1,456) and tying the Arizona Diamondbacks for highest team batting average (.263). The Padres had three Silver Slugger winners (Manny Machado, Jackson Merrill and Jurickson Profar) in 2024, tied with 2022 for most in franchise history.
- He spent five seasons (2013-17) as assistant hitting coach with the Boston Red Sox, as the club led the Majors in combined runs scored over that span and ranked third in total hits and batting average, highlighted by the eighth World Series trophy in Red Sox history in 2013.
- He served as assistant hitting coach for the 2014 American League All-Star squad, and that season was named "Man of the Year" by the BoSox Club, an award given annually to a deserving team member recognizing not only their contribution to the success of the team on the field, but also their cooperation and efforts in community endeavors.
- From 2007-12, he served as the Red Sox' minor league hitting coordinator, a position he also held in 2002.
- For three seasons (2004-06), he was the club's Latin field

coordinator, was a minor league hitting instructor in 2003, and also served as a hitting coach in the Red Sox farm system for six years (1996-01).

PLAYING CAREER

- The first baseman, third baseman and outfielder played parts of 19 professional seasons in the Orioles (1977-84), Padres (1985), Cardinals (1986-87), Twins (1988-91), Phillies (1992-93), Marlins (1994), and Red Sox (1995) organizations.
- He appeared in 17 Major League games over stints with Baltimore (1984) and Minnesota (1989) and hit .429 (12-for-28). In 1,759 minor league games, he batted .295 (1905-for-6468) with 102 HR and 774 RBI.

PERSONAL

- He and his wife, Elba have 2 sons, Victor Jr, a scouting supervisor for the Tampa Bay Rays, and Miguel, who was selected by the Red Sox in the 36th round of the 2012 June Draft as a catcher.
- He has five grandchildren: Manny, Selena, Milena, Miabella and Rafael Miguel.
- Attended Naguabo High School in Puerto Rico.
- Is an avid cyclist.



MANAGER & STAFF

53

BEN FRITZ

BULLPEN COACH

Full Name	Benjamin Scott Fritz
Date of Birth	March 29, 1981 in San Jose, California
Opening Day Age	44
Named to Staff	December 5, 2019
Position as a Player	Right-Handed Pitcher
MLB Coaching Career	Bullpen Coach (2020-present, SD); Interim Pitching Coach (2021, SD)



COACHING CAREER

- Enters his 11th season with the Padres organization and 6th on the Major League coaching staff as bullpen coach.
- Under Fritz's guidance since 2020, the Padres bullpen ranks fourth among all NL relief corps leaders in WHIP (1.23), opponents' OPS (.681), ERA (3.58) and tied for seventh in opponents' average (.239).
- Assumed the role of pitching coach in August 2021 through the end of the season following the dismissal of Larry Rothschild.
- Served as field coordinator of Arizona/rehab in 2018-19 after managing Single-A Tri-City in 2017...spent the 2015-16 seasons with the club's Rookie-Level affiliate in Peoria.

PLAYING CAREER

- Selected in the 1st-round (30th overall) of the 2002 First-Year Player Draft by the Oakland Athletics and pitched 7 professional seasons between the A's (2002-07) and Detroit Tigers (2009) organizations, as well as part of 3 seasons

with the Lancaster Barnstormers of the independent Atlantic League (2008-10).

- Underwent Tommy John surgery in 2004.
- Selected by DET in the minor league phase of the 2007 Rule 5 Draft.
- Posted a career record of 45-61 with a 4.75 ERA in 192 minor league games (187 starts).
- Played collegiately at Fresno State, where he was the Western Athletic Conference Pitcher of the Year and a second-team All-American selection in 2001.

PERSONAL

- Native of San Jose, Calif. and resides in Phoenix, Ariz.
- Featured in Michael Lewis' book Moneyball as one of the 20 players who Oakland A's General Manager Billy Beane would draft in a perfect world, if money were no object and other teams weren't drafting.



MANAGER & STAFF

33



TIM LEIPER

THIRD BASE COACH, INFIELD & BASE RUNNING INSTRUCTOR

Full Name	Timothy Joseph Leiper
Date of Birth	July 19, 1966 in Whittier, California
Opening Day Age	58
Named to Staff	January 3, 2024
Position as a Player	Infielder/Outfielder
MLB Coaching Career	First Base Coach (2014-18, TOR); Third Base Coach (2024-present, SD)
Pronunciation	LEEP-er

COACHING CAREER

- Returns for his 2nd season as the Padres third base coach, infield & base running instructor after spending the previous four seasons (2020-23) with the San Francisco Giants as coordinator of outfield & baserunning in their player development system.
- From December 2013 through the 2018 season, Leiper was the Toronto Blue Jays first base coach after originally joining the Jays in 2013 as a senior advisor in player development.
- The Whittier, Calif. native's coaching career began with the New York Mets in 1996 before he joined the Montreal Expos in 2000 to manage in their minor league system.
- In 2003, he managed one season in the Red Sox system before taking the helm of the Orioles' Triple-A club in 2004.
- From 2006-2008, he worked in the Pittsburgh Pirates system, three as a manager at Double-A.
- He joined the Florida Marlins in 2009, led Double-A Jacksonville to a 2010 Southern League championship and then served as Florida's roving minor league defensive coordinator from 2011-12.
- He coached for Canada's 2004 Olympic team and was on

Team Canada's coaching staff for each of the five World Baseball Classics. He served on the Baseball Canada staff that won bronze medals at both the 2008 and 2011 Baseball World Cups and the Gold Medal at the 2011 Pan-Am Games.

PLAYING CAREER

- As a player, the outfielder, third baseman and first baseman played 12 minor league seasons with the Tigers (1985-90, '95), Mets (1991, '96), Royals (1992) and Pirates (1993-94), hitting .273 (1069-for-3910) with 40 homers and 460 RBI in his career.

PERSONAL

- Tim and his wife, Sandra, live in Toronto, ON and have one son, Kevin.
- His older brother, Dave Leiper, was a Major League pitcher for 8 seasons, including with the San Diego Padres (1987-89).



MANAGER & STAFF

46

DAVID MACIAS

FIRST BASE COACH, OUTFIELD & BASE RUNNING INSTRUCTOR

Full Name	David Gustavo Macias
Date of Birth	March 7, 1986 in Woodlands, Texas
Opening Day Age	39
Named to Staff	December 20, 2021
Position as a Player	Infielder/Outfielder
MLB Coaching Career	First Base Coach, Outfield & Base Running Instructor (2022-present, SD)
Pronunciation	muh-SEE-us



COACHING CAREER

- Enters his fourth season with the Padres as first base coach, outfield & base running instructor, and in 2023, he helped aid Fernando Tatis Jr. to the Padres first-ever Platinum Glove Award and the first outfielder from the National League to ever garner the award, which debuted in 2011.
- He was briefly a part of East Carolina University's coaching staff as an assistant coach in 2021 after spending the previous four seasons coaching at Vanderbilt University under Tim Corbin, helping the Commodores to a pair of College World Series Finals, including the 2019 National Championship. Vanderbilt posted single-season records in 2019 in home runs (100), RBI (541), walks (339) and runs scored (578) en route to a SEC-record 59 wins and their second College World Series title.
- He was with the Seattle Mariners organization from 2016-17, serving as the coordinator of international player programs in 2016 and '17 before taking over as manager for Single-A Clinton midway through the 2017 Midwest League season.
- Macias' first stint on the Commodores coaching staff came across the 2014-15 seasons, serving as a volunteer assistant in their national runner-up campaign in 2015, and as strength coach in 2014 when they won their first national championship.

- He spent the 2012 and '13 seasons as a player development/international scouting assistant with the Chicago Cubs, the club that drafted him in the 19th round of the 2008 First-Year Player Draft out of Vanderbilt.

PLAYING CAREER

- Played in 357 games in the Chicago Cubs' minor league system from 2008-11, batting .235 (271-for-1154) with 39 doubles, five triples, five home runs, 106 RBI and 150 runs scored.

PERSONAL

- Macias played at Vanderbilt from 2005-08. During his senior season, he was named first team All-SEC and second team All-South Region/All-District 3, and garnered the Jeff Peebles Most Valuable Teammate award. His 96 hits during the campaign are tied for fifth-most on Vanderbilt's single-season list. Macias is also among Vanderbilt's all-time leaders in at-bats (9th, 784) and hits (10th, 255).
- He graduated from Vanderbilt with a bachelor's degree in sociology. He and his wife, Pam, have three sons, Manny, Javier and Dominic.



ROBBY HAMMOCK

70

MAJOR LEAGUE FIELD COORDINATOR



Full Name	Robert Wade Hammock
Date of Birth	May 13, 1977 in Macon, Georgia
Opening Day Age	47
Named to Staff	January 10, 2025
Position as a Player	Catcher, Outfield & Infielder
MLB Coaching Career	Major League Field Coordinator (2025, SD)

COACHING CAREER

- Hammock returns to the Padres organization as Major League field coordinator after managing in the Pittsburgh Pirates farm system from 2023-24.
- Hammock served as bench coach for Triple-A El Paso in 2022 before managing for High-A Greensboro in 2023 and Double-A Altoona in 2024.
- The Macon, Ga. native began his coaching career with the Arizona Diamondbacks in 2012, serving as a manager in their minor league system along with various player development roles up until 2016.
- From 2017-21, he served as the Diamondbacks Major League quality control and catching coach.

PLAYING CAREER

- Across parts of six Major League seasons for the D-backs, Hammock appeared in 182 games and made 83 starts at catcher, accumulating a career .996 fielding percentage (3 errors, 760 total chances) behind the dish.
- He also made 23 appearances in left field, 21 at third base, 14 in right field and two at first base. He was a career .254 hitter (122-for-481) with 30 doubles, four triples, 12 home runs, 48 RBI, and 62 runs scored.

PERSONAL

- Resides in Phoenix, AZ, with his wife, Melissa.
- Robby and Melissa have 2 daughters, Gentry and Kayda, and 3 sons, Glover, Tuxon and Rucker.



MANAGER & STAFF

MIKE MCCOY

84

ASSISTANT HITTING COACH

Full Name	Michael Howard McCoy
Date of Birth	April 2, 1981 in San Diego, California
Opening Day Age	43
Named to Staff	January 3, 2024
Position as a Player	Infielder
MLB Coaching Career	Assistant Hitting Coach (2024-present, SD)



COACHING CAREER

- The San Diego native returns for his second season on the Major League coaching staff as assistant hitting coach, which will mark his 10th season in the Padres organization, most recently serving as minor league hitting coordinator for the past two years (2022-23).
- He served as manager for Single-A Lake Elsinore for the 2021 campaign after managing Single-A Tri-City in 2019.
- He originally joined the Padres in 2016 as an assistant coach for Lake Elsinore and held the same role for the Arizona Rookie-Level Padres from 2017-18.

PLAYING CAREER

- The former infielder played 14 professional seasons in the minor league systems for Baltimore, Boston, San Diego and St. Louis, including parts of four Major League seasons with Colorado (2009) and Toronto (2010-12).
- McCoy attended Grossmont High School in El Cajon, California before playing for the University of San Diego Toreros baseball team from 2000-2002.
- As a junior, McCoy led the Toreros in doubles (16) and stolen bases (26), helping USD capture the 2002 West Coast Conference title.
- In 2001, he played collegiate summer baseball with the Chatham A's of the Cape Cod Baseball League and was named a league all-star.



PAT O’SULLIVAN

85

ASSISTANT HITTING COACH



Full Name	Patrick J. O’Sullivan
Date of Birth	March 22, 1977 in Oak Lawn, Illinois
Opening Day Age	48
Named to Staff	January 3, 2024
Position as a Player	First Baseman/Outfielder
MLB Coaching Career	Assistant Hitting Coach (2024-present, SD)

COACHING CAREER

- Returns for his second season on the Major League coaching staff as assistant hitting coach, in what will be his eighth season in the Padres organization, most recently serving as hitting coach for Double-A San Antonio in 2023.
- The Oak Lawn, Ill. native served in the same post for Lake Elsinore for two seasons (2021-22) after originally joining the organization as hitting coach for Single-A Tri-City from 2018-19.

PLAYING CAREER

- The former first baseman and outfielder played four seasons in the minor league systems of the Mets and Orioles before spending seven years in the Independent League and Mexican League.



MANAGER & STAFF

80

NICK PUNTO

MAJOR LEAGUE COACH

Full Name	Nicholas Paul Punto
Date of Birth	November 8, 1977 in San Diego, California
Opening Day Age	47
Named to Staff	January 10, 2025
Position as a Player	Infielder
MLB Coaching Career	Major League Coach (2025, SD)



COACHING CAREER

- Joins the Padres as a Major League coach for his professional coaching debut.
- Punto has been coaching at Santa Margarita Catholic High School since 2023, and managed in MLB's Prospect Development Pipeline League in 2021.

PLAYING CAREER

- Played parts of 14 seasons between the Philadelphia Phillies (2001-03), Minnesota Twins (2004-10), St. Louis Cardinals (2011), Boston Red Sox (2012), Los Angeles Dodgers (2012-13) and Oakland Athletics (2014), highlighted by a World Series title with St. Louis in 2011.

- The San Diego, Calif. native was a career .245 hitter (798-for-3253) with 141 doubles, 27 triples, 19 home runs, 263 RBI and 421 runs scored across 1,163 games played. The switch-hitting utility player owned a career .978 fielding percentage (84 errors, 3,817 total chances), making 408 appearances at second base, 360 at third base, 337 at shortstop, nine in center field, five at first base, two in right field and one in left field.

- Punto also played for Team Italy in the 2009 and 2013 World Baseball Classics, batting .421 (8-for-19) in five games in 2013.

PERSONAL

- Resides in Ladero Ranch, CA, with his wife, Natalie.
- Nick and Natalie have 2 daughters, Nicole and Nixon, and 1 son, Nash.





PETER SUMMERVILLE

83

MAJOR LEAGUE GAME PLANNING & COACHING ASSISTANT

Full Name	Peter Summerville
Date of Birth	January 10, 1992 in Seattle, Washington
Opening Day Age	33
Named to Staff	2019
Position as a Player	Catcher
MLB Coaching Career	Bullpen Catcher (2019-2021, SD); Major League Game Planning and Coaching Assistant (2022-present, SD)

COACHING CAREER

- Returns for his seventh season with the Padres organization on the Major League coaching staff and fourth as game planning and coaching assistant after serving as bullpen catcher/coaching assistant from 2019-21.
- He joined the club in 2019 after spending 2 seasons with the Los Angeles Dodgers as a development coach.

PLAYING CAREER

- Was signed by the Dodgers as a minor league free agent on Aug. 12, 2016.
- Played all 4 years collegiately at Santa Clara University and graduated with a Bachelor's Degree in finance.

PERSONAL

- Born in Seattle, WA and attended Seattle Academy for high school.
- Son of Clyde and Karen and has a younger brother, Andrew, who played in the Cardinals organization.



HEBERTO ANDRADE

86

BULLPEN CATCHER & COACHING ASSISTANT

Full Name	Heberto Andrade
Date of Birth	December 20, 1966 in Coquivaoca, Venezuela
Opening Day Age	58
Named to Staff	December 20, 2021
Position as a Player	Catcher
MLB Coaching Career	Major League Coaching Assistant (2019-21, PIT); Bullpen Catcher (2003-2018, PIT) Major League Coaching Assistant/Bullpen Catcher (2022-present, SD)

COACHING CAREER

- Returns to the Padres for his fourth season as Major League coaching assistant/bullpen catcher after 18 years with the Pittsburgh Pirates. Served as a Major League coaching assistant with PIT from 2019-21 after spending the previous 15 years as a bullpen catcher.
- He served the Oakland Athletics as an area scout in 1996 and in the same capacity with the Phillies from 1998 to 2002.
- In addition to his duties with the Pirates, he spent 25 years as a coach and catching instructor during the Venezuelan Winter League. He also participated in the Caribbean World Series four times as a player and once as a coach.
- Andrade was also an assistant catching instructor and Pitching Coach for the Victoria Capitals in 2003; an independent league team located in Victoria, BC, Canada.

PLAYING CAREER

- Spent three years (1986-88) as a catcher in the Cubs farm system and also played professional baseball in Venezuela, Italy and Colombia before retiring as a player in 1996.

PERSONAL

- Andrade and his wife, Maria, reside in Westin, Fl. and have four daughters; Heberith, Maria Jesus, Maria Jose, and Mariangel, along with two grandsons, Andres and Ivan Mathias.

MANAGER & STAFF

MAJOR LEAGUE SUPPORT STAFF



TJ LASITA

Director, Player & Staff Services



ALLEN CRAIG

Special Assistant, ML Staff & Baseball Operations



A.J. ELLIS

Special Assistant, ML Staff & Baseball Operations



CRAIG STAMMEN

Special Assistant, ML Staff & Baseball Operations



SHINGO HORIE

Director, Japanese Player Services



MORGAN BURKHART

Major League Batting Practice & Hitting Instructor



SCOTT STROUD

Coaching Assistant



CHRIS APECECHEA

Coaching Assistant, Pitching




JAMES MCKEW

Coordinator, Advance Scouting & Baseball



JOE MCALPIN

Major League Video Coordinator



ADAM HUNT

Major League Assistant Video Coordinator



KENNY KIRKPATRICK

Major League Assistant Video Coordinator



IKE OGATA

Major League Interpreter - Japanese

CLUB DIRECTORY
EXECUTIVES
MANAGER & STAFF
SUPPORT STAFF, ADVISORS & BASEBALL OPERATIONS
PLAYER HEALTH & PERFORMANCE
25 SAN DIEGO PADDIES
HISTORY & RECORDS
OPPONENTS
SCOUTING & PLAYER DEVELOPMENT
PETCO PARK
COMMUNITY
MEDIA

**GET AUTHENTIC,
ON-FIELD GEAR FROM
THE OFFICIAL SOURCE.**



A  Fanatics Experience

BASEBALL SUPPORT STAFF

HOME CLUBHOUSE STAFF



TJ LAIDLAW

Manager, Clubhouse & Equipment



TONY PETRICCA

Assistant Equipment Manager & Umpire Room Attendant



JAMES BIGLER

Clubhouse Assistant - Home



JOSH VERNETTI

Clubhouse Assistant - Home



COLE FLINT

Clubhouse Assistant - Home



GRANT MUENCHOW

Clubhouse Assistant - Home



FREDDY OCHOA

Clubhouse Assistant - Home

VISITING CLUBHOUSE STAFF



SPENCER DALLIN

Manager, Visiting Clubhouse



BRENDAN MCCLAIN

Clubhouse Assistant - Visitor



RAUL LEO

Clubhouse Assistant - Visitor



RICARDO MENDOZA

Clubhouse Assistant - Visitor



NICK JOHNSON

Clubhouse Assistant - Visitor

BASEBALL ADVISORS (ALPHABETICAL)



MOISES ALOY

Special Assistant, Baseball Operations



KEITH BOECK

Special Assistant to the General Manager



GLENN HOFFMAN

Senior Advisor to Baseball Operations



TREVOR HOFFMAN

Senior Advisor to Baseball Operations



MARK LORETTA

Special Assistant, Baseball Operations



BILL MASSE

Advisor Baseball Operations/ML Advance Scout



HIDEO NOMO

Special Assistant, Baseball Operations



CHAN HO PARK

Special Assistant, Baseball Operations



DAVID POST

Special Assistant to the General Manager



RON RIZZI

Senior Advisor, Baseball Operations & Scouting



SCOTT SERVAIS

Special Assistant, Baseball Operations & Player Development



LOGAN WHITE

Sr. Advisor to the General Director, Player Personnel

BASEBALL OPERATIONS, RESEARCH & DEVELOPMENT, SYSTEMS



NATHAN LANDAU
Director, Sports Science



CODY ZUPNICK
Director, Baseball Research & Development



ALLISON LUNEBORG
Director, Baseball Operations



LAYNE GROSS
Assistant Director, Baseball R&D, Amateur Analysis



JESUS RAMOS
Assistant Director, Sports Science



LAUREN WHATLEY
Exec. Asst. to President of Baseball Ops



GARRET DOE
Senior Manager, Engineering & Product



MICHAEL VANGER
Senior Technical Lead, Baseball Systems



PATRICK CHERVENY
Senior Performance Scientist



MARIO PACIUC
Senior Analyst, Baseball Research & Development



JOSEPH SUTCLIFFE
Senior Analyst, Baseball R&D and Sports Science



MIKE PETERSON
Senior Data Engineer, Architecture



BRADLEY ANKROM
Senior Data Engineer



JEREMIAH WILSON
Analyst, Baseball Research & Development



GRAHAM CARTWRIGHT
Analyst, Baseball Research & Development



BENJAMIN HOWELL
Analyst, Baseball Research & Development



GUSTAVO MONTALVO
Developer, Baseball Systems



ANDREW PARK
Junior Developer, Baseball Systems

CLUB DIRECTORY
EXECUTIVES
MANAGER & STAFF
SUPPORT STAFF, ADVISORS & BASEBALL OPERATIONS
PLAYER HEALTH & PERFORMANCE
25 SAN DIEGO PADRES
HISTORY & RECORDS
OPPONENTS
SCOUTING & PLAYER DEVELOPMENT
PETCO PARK
COMMUNITY
MEDIA



DON TRICKER

DIRECTOR, PLAYER HEALTH & PERFORMANCE

Don Tricker enters his eighth season with the Padres after spending the previous seven years as the High Performance Manager for New Zealand Rugby. With New Zealand Rugby, Tricker led their High Performance Program that included talent identification, player development, sports science, performance analysis, strength and conditioning, nutrition and mental skills. Tricker was a mentor for the All Blacks coaches and was tasked with recruiting and managing Super Rugby coaches. He facilitated the development of the All Blacks plans for the 2011, 2015 and 2019 Rugby World Cups, as well as NZ's Sevens Team's Rio and Tokyo Olympic Campaigns.

Tricker attended the Olympic Games in Athens in 2004 and Beijing in 2008 in a coaching mentor and support role as part of his role with SPARC (Sport and Recreation New Zealand; NZ's equivalent of the USOC). While at SPARC, he led the development of New Zealand's Coaching strategy. Don played softball for New Zealand's national team from 1985 to 1991 and took part in the 1988 World Championships where his team finished second to the United States. He coached the Black Sox (NZ's national men's team) from 1998 to 2004, leading them to World Titles in 2000 and 2004. Among his many career accomplishments, Tricker was inducted to the New Zealand Softball Hall of Fame and the International Softball Federation Hall of Fame. In 2000 Don was named Coach of the Year at the Halberg awards (New Zealand's premier sporting awards). He was also honored in 2004 with an Officer of the New Zealand Order of Merit. Tricker and his wife, Carey, have three children: Mitchell, Bronte, and Georgia.



MARK ROGOW

HEAD ATHLETIC TRAINER

Mark Rogow enters his 10th season with the Padres as Head Athletic Trainer, joining the Padres after five years with the U.S. Dept. of Defense, where he served as Sports Medicine Program Manager for Naval Special Warfare (Navy SEALs) Group 1 - NAB Coronado. Prior to working for the D.O.D., he spent 20 years working in professional baseball, including roles as Minor League Medical Coordinator for the New York Mets (2006-10) and serving in the Pittsburgh Pirates organization (1991-2005) as ML Assistant Athletic Trainer and Assistant Strength and Conditioning Coordinator (2001-2005). In 2002, he and the Pirates' ML Athletic Training Staff were voted by their peers as ML Athletic Training Staff of the Year. Rogow also served as their Minor League Athletic Training Coordinator and S&C Coordinator (1997-2000), Athletic Trainer for the Carolina Mudcats (1996) and Bradenton Pirates (1991-95). He worked as an Athletic Trainer in the Arizona Fall League for the Chandler Diamondbacks (1994) and in the Hawaii Winter League for the Honolulu Sharks (1996). Rogow graduated from the University of Florida with a Bachelor of Science degree in Exercise and Sport Sciences, and he resides in Carlsbad, Calif. with his wife, Cheryl, and their three children, Spencer, Preston and Hayden.



SCOTT HACKER

PHYSICAL THERAPIST


Scott Hacker enters his ninth season as the Padres Major League Physical Therapist, joining the team in February 2017. Hacker served as a contracted physical therapist for the Padres organization during the 2015-2016 baseball seasons. He earned a Bachelor of Science degree in Human Biology from University California, San Diego in 2010 and completed his Doctor of Physical Therapy Degree at University of St. Augustine in San Diego in 2013. Scott resides in San Diego with his wife, Karras, their son, Hudson, and daughter, Maeson.



BEN FRASER

ASSISTANT ATHLETIC TRAINER

Ben Fraser enters his sixth season as Assistant Athletic Trainer for the Padres after spending the previous two seasons as the Minor League Athletic Training Coordinator. Fraser spent five seasons as the Assistant Athletic Training Coordinator for the Mariners (2013-2017) and four as a minor league athletic trainer with the Diamondbacks (2009-2012). Fraser graduated from Concordia University Wisconsin with a Bachelor's Degree in Athletic Training and Exercise Leadership and earned his Master's Degree in Athletic Training from Indiana State University. A Racine, WI native, he calls San Diego, CA home with his wife, Melissa, and their daughter, Harper, and son, Jack.



RICKY HUERTA

ASSISTANT ATHLETIC TRAINER

Ricky Huerta enters his sixth season as Assistant Athletic Trainer, spending the previous 10 years working at multiple levels throughout the Padres minor league system. While working in the minor leagues he was chosen as one of the Arizona Fall League Athletic Trainers in 2012 and 2016. In 2018, Ricky was voted by his peers as Athletic Trainer of the Year for the California League. Ricky resides in San Diego with his wife, Brittany, and their son Jayden and daughters Juliana and Jaylynn.



MARITZA CASTRO

ASSISTANT ATHLETIC TRAINER

Maritza Castro enters her second season as Assistant Athletic Trainer, having spent the previous 10 seasons working at different levels throughout the Padres minor league system. Since 2015, she has also served as an athletic trainer in the Dominican Winter League, all with the Leones del Escogido. Castro was named PBATS Athletic Trainer of the Year for the Dominican Summer League (2015) and the California League (2022), as well as being named an athletic trainer for Team Mexico in the WBC (2023). Maritza received her Bachelors of Science degree in Kinesiology / Athletic Training at San Diego State University and earned her Master of Arts degree in Kinesiology / Athletic Training at San Jose State University. She currently resides in Coachella, CA.

Kinesiology / Athletic Training at San Jose State University. She currently resides in Coachella, CA.



JAY YOUNG

MAJOR LEAGUE STRENGTH & CONDITIONING COACH

Jay Young enters his sixth season as the Padres Major League Strength and Conditioning Coach after spending the previous four seasons at various levels in the Padres minor league system. Young earned his Bachelor of Science degree in Biomedical Engineering from The Ohio State University in 2014 and a Master of Science in Exercise Science with a Major in Sports Sciences from Florida State University in 2015.



RYO NAITO

MAJOR LEAGUE STRENGTH & CONDITIONING COACH

Ryo Naito enters his second season as the Padres Major League Strength and Conditioning Coach after spending the previous two seasons as Padres Minor League Strength and Conditioning Coordinator. Before joining the Padres, Naito spent the previous eight seasons as Major League Strength and Conditioning Coach for Baltimore Orioles. Naito earned his Bachelor of Science degree in Exercise and Sports Science from Oregon State University 2009 and a Master of Education in Applied Exercise and Sports Science from Springfield College in 2011.



ATSUSHI NAKASONE

MASSAGE THERAPIST

Atsushi Nakasone enters his eighth season with Padres as the Massage Therapist, having earned his Bachelor of Science degree in Athletic Training from San Diego State University in 2011 and a Master of Science in Traditional Oriental Medicine from Pacific College of Oriental Medicine, San Diego in 2017. Nakasone is a certified Athletic Trainer (ATC) with the National Athletic Trainers' Association, a licensed massage therapist and a licensed acupuncturist. He resides in El Cajon with his wife, Motomi, son, Louis, and daughter, Mysti.



RYUJI IKUNO

MASSAGE THERAPIST

Ryuji Ikuno enters his second season with the Padres as a massage therapist. Most recently, he spent three years with the Hokkaido Nippon Ham Fighters (2021-2023) in Japan's Nippon Professional Baseball League. For the 10 years prior to working with the Fighters, Ryuji served as a physical therapist in clinics and hospitals, earning a bachelor's degree in physical therapy in 2011 from Tohoku Bunka Gakuen University and obtaining his athletic training certification in 2015. Ikuno acquired a license in acupuncture and massage therapy from the Akamonn School of Acupuncture and Traditional Bone-Setting in 2019. He currently resides in Miyagi, Japan.



JAIME GOTTLIEB

LEAD PERFORMANCE DIETITIAN

Jaime Gottlieb enters her second season as the Lead Performance Dietitian for the Padres after spending the last two years working as the Padres' minor league performance dietitian. She previously served as an assistant sports dietitian at the University of Nebraska's athletic department from 2020-22. A 2020 graduate of the University of Missouri's coordinated program in dietetics, Gottlieb received a bachelor's degree in nutrition and exercise physiology and a master's degree in dietetics. A St. Louis, Mo. native, Gottlieb resides in Phoenix, Ariz. with her husband, Jeremy.



BRYAN LEEK, MD

BOARD-CERTIFIED IN SPORTS MEDICINE

Dr. Leek is the Padres head team physician. He is a board-certified orthopedic surgeon specializing in sports medicine and upper extremity surgery. He has advanced training in both sports medicine and surgical management of injuries to the shoulder, elbow, hand, wrist.

Dr. Leek completed his Orthopedic Surgery residency at UC San Diego School of Medicine and his fellowship training in Sports Medicine at the San Diego Sports Medicine and Arthroscopy Fellowship. His upper extremity fellowship was completed at the CV Starr Hand Center, Roosevelt Hospital in New York City.



ANDREW HURVITZ, MD

BOARD-CERTIFIED IN SPORTS MEDICINE

Dr. Hurvitz is an Associate Team Physician for the San Diego Padres. He is a board-certified Orthopedic Surgeon with subspecialty certification in Sports Medicine.

He completed his orthopedic residency training at Naval Medical Center San Diego and spent over 20 yrs in the Navy before joining UC San Diego Health.

He was previously the Chief of the Sports Division at Naval Medical Center San Diego and Head Team Physician for Naval Special Warfare Group 1.



KENNETH S. TAYLOR, MD

BOARD-CERTIFIED IN FAMILY AND SPORTS MEDICINE

Dr. Taylor is a Padres team physician, serving as the lead primary care physician for the club. Is a board-certified family medicine doctor who specializes in sports medicine. His expertise includes diagnosing, treating and preventing athletic injuries. Dr. Taylor has a special interest in using musculoskeletal ultrasound to perform diagnostic and therapeutic treatments.

Dr. Taylor completed a fellowship and residency at UC San Diego School of Medicine, where he also earned his medical degree. He is a co-team physician for the San Diego Sockers and the head team physician for UC San Diego intercollegiate and club athletics.

Dr. Taylor also serves as the medical director for the International Surfing Association.



DANIEL SLATER, MD

BOARD-CERTIFIED IN FAMILY MEDICINE

Dr. Slater is a Padres associate team physician.

Is board certified in both family medicine and integrative medicine, and he is a fellow of the American Academy of Family Physicians (FAAFP). Dr. Slater completed a fellowship in integrative medicine at the University of Arizona and a residency in family medicine at UCLA Medical Center, Santa Monica. He earned his medical degree from UC San Diego.

A professor in the Department of Family Medicine and Public Health, Dr. Slater trains medical students and residents at UC San Diego School of Medicine.



AMY LEU, DO

BOARD-CERTIFIED IN FAMILY AND SPORTS MEDICINE

Dr. Leu is a Padres associate team physician. She is board certified in family medicine with speciality training in sports medicine. Her expertise includes the diagnosis and treatment of athletic injuries as well as general primary care.

Dr. Leu completed her fellowship training at UC San Diego and her residency at UC Irvine. She completed her medical degree at Touro University. She also serves as a team physician for UC San Diego Intercollegiate and Club Sports Athletics and is a team physician for the US Figure Skating Association.



ALEC G. CONTAG, MD

BOARD-CERTIFIED IN FAMILY AND SPORTS MEDICINE

Dr. Contag is a Padres team physician and Primary Care Sports Medicine specialist. His focus is providing excellent non-operative musculoskeletal and primary care to all patients.

Originally from Venezuela, Dr. Contag is passionate about providing linguistically and culturally concordant care to Spanish-speaking athletes and non-athletes alike.

Dr. Contag completed his fellowship in Sports Medicine at the UC San Diego School of Medicine, and his Family Medicine residency at the Scripps Chula Vista Family Medicine Residency Program. He earned his medical degree at the Oregon Health & Science University, and his engineering degree from The Johns Hopkins University.



LAURA SUDANO, PHD, LMFT

Dr. Sudano is the Padres Employee Assistance Coordinator, and she completed her fellowship training in Medical Family Therapy from St. Mary's Hospital in Grand Junction, Colorado and doctoral training at Virginia Tech.

Before coming to San Diego, she worked with Wake Forest University where she consulted with teams and coaches and provided mental/behavioural health care and mental skills training to athletes. She serves as a member of the Board of Directors for Collaborative Family Healthcare Association (CFHA), a national organization that focuses on integrated behavioural health care. An Associate Clinical Professor and Associate Director for Integrated Behavioral Health in the Department of Family Medicine, Dr.

Sudano sees athletes from the United States Olympic and Paralympic Committee (USOPC) Training Center and trains medical students, behavioural health providers, and residents at UC San Diego Health.



2025 SAN DIEGO PADRES



JASON ADAM

Height: 6-4 Bats: R
Weight: 226 Throws: R

X @Jason_Adam9
@jason_adam9

40

RHP

Full Name	Jason Kendall Adam
Date of Birth	August 4, 1991 in Omaha, Nebraska
Current Residence	Belton, Missouri
2025 Opening Day Age	33
MLB Service Time	4.132
MLB Debut	May 5, 2018 vs. DET (with KC)
How Obtained	Acquired from TB in exchange for RHP Dylan Lesko, OF Homer Bush Jr. and C J.D. Gonzalez on July 28, 2024
Contract Status	Signed through 2026

QUICK HITS

- Acquired by SD from TB as one of the club's four 2024 trade deadline deals. Went scoreless in 24 of 27 appearances as a Padre, leading the NL in holds (12) from July 31 through season's end, while posting a 1.01 ERA, 0.79 WHIP and .152 opponents' average.
- His five Postseason appearances for SD in '24 tied with Tanner Scott for the pen lead, going scoreless in four of the five with three holds.
- From 2022-24, his 197 regular season appearances were 13th most in the Majors. Among the 15 relievers who made 195+ regular season appearances from '22-24, he ranked 1st in opponents' AVG (.162) and whiff rate (37.5%), and 2nd in WHIP (0.87), opp. OPS (.531), ERA (2.12), base runners/9 (8.80) and inherited runners scored percentage (20.7%).
- In 2023, made his World Baseball Classic debut with Team USA, tossing 4.0 scoreless innings with five strikeouts, tying for the most appearances (four) in USA's bullpen. Limited hitters to a .083 clip (1-12), with the lone hit being a Salvador Perez double in a quarterfinal matchup with Venezuela.
- His '24 trade deadline acquisition by SD marked his 2nd stint with the club. After spending time in the minor league systems of KC (2011-14) and MIN (2014) and battling a right elbow stress fracture (missing the 2015 and '16 seasons), he made a combined 8 appearances in 2017 between the Rookie-Level AZL Padres and Double-A San Antonio.
- Was TB's 2024 Roberto Clemente Award nominee, the annual recognition of a Major League player who best represents the game of Baseball through extraordinary character, community involvement, philanthropy and positive contributions, both on and off the field.
- Jason and his wife, Kelsey, have 4 daughters: Kinsley, Joelle, Selah, and Raelynn.

2024 SEASON

- Acquired by SD from TB on July 28 in exchange for right-hander Dylan Lesko, outfielder Homer Bush Jr. and catcher J.D. Gonzalez as 1 of the club's 4 trade deadline deals.
- Went scoreless in 24 of his 27 appearances as a Padre,

owning a 3-0 record with 1.01 ERA (3 ER, 26.2 IP), 0.79 WHIP, .152 opp. AVG, 12 holds and a 31-to-7 SO/BB ratio (10.46 SO/9 IP).

- SD went 22-5 in his 27 appearances.
- His 12 holds were most among all NL relievers from July 31, the date of his first outing with SD, through the end of the regular season (Oct. 29)...his 27 appearances from July 31-Oct. 29 were 3rd-most in the NL, trailing only bullpen-mate and trade deadline acquisition Tanner Scott (28) and AZ's A.J. Puk (28).
- Scoreless in 21 of his first 22 appearances as a Padre... began his SD tenure with a 10.0 scoreless-inning streak across his first 10 outings from July 31-Aug. 23 before allowing his first run on Aug. 25 vs. NYM (Mark Vientos solo HR)...posted an 11.0 scoreless-inning streak across his next 11 outings from Aug. 27-Sept. 16.
- At the time of his trade to SD, his 47 appearances led the Rays 'pen, collecting a 4-2 record with a 2.49 ERA (13 ER, 47.0 IP), 0.89 WHIP, .164 opp. AVG, 4 saves, 19 holds and a 50-to-16 SO/BB ratio (9.57 SO/9.0 IP).
- TB went 33-14 in his 47 appearances.
- From 2022-24, his 197 regular season appearances were 13th most in the Majors...among the 15 relievers who made 195+ regular season appearances since '22, he ranked 1st in opponents' AVG (.162) and whiff rate (37.5%) 2nd in WHIP (0.87), opp. OPS (.531), ERA (2.12), base runners/9 (8.80) and inherited runners scored percentage (20.7%).
- At a 7-2 record, his .778 win % ranked T-4th among all qualifying ML relievers.
- Owned a 38.4 whiff rate that ranked in the 99th percentile and 5th among all qualifying relievers.
- Also ranked in the 90th percentile in xBA (.205), 89th in chase rate (33.0%), 87th percentile in K rate (28.7%), and 87th in xERA (3.10).
- Was TB's Roberto Clemente Award nominee, the annual recognition of a Major League player who best represents the game of Baseball through extraordinary character, community involvement, philanthropy and positive contributions, both on and off the field.

POSTSEASON: His 5 Postseason appearances tied Tanner Scott for most in the SD 'pen, going scoreless in 4 of the 5 with 3 holds.

- In SD's 4-0, shutout victory in G1 of the NL Wild Card vs.

JASON ADAM



ATL, he became the first Padre reliever to punchout the side (Arcia, Harris II, Ozuna) in their first playoff appearance with the club...Chris Young did so as a starter in his Postseason debut on Oct. 7, 2006 in the 4th inning of that game...Adam earned the hold and allowed 1 hit (Albies single), throwing 12 of his 15 pitches for strikes...his only blemish in the Postseason came in G2 of the NLWC vs. ATL, allowing a 2-run HR to Michael Harris II to trim SD's lead to 5-4, in their eventual WC series-clinching win

- Retired 10 of the 11 LAD hitters he faced across his 3 NLDS appearances, allowing just 1 hit (.091 AVG, 0.30 WHIP).

2023

- Made his 3rd consecutive Opening Day roster and his 2nd in as many seasons with TB, recording a career-high 12 saves across 56 appearances.
- Entered with the Rays tied or ahead in 50 of his 56 outings...42 of his appearances were scoreless.
- The Rays were 42-14 in his 56 appearances...appeared in 8 straight wins to begin the campaign...appeared in a career-best 13 consecutive wins from May 19-June 15.
- Allowed at least 1 hit in 11 straight games from April 16-May 12, the longest streak of his career (prev. 7G).
- Held LHH to a .167 AVG (16-96), 6th-lowest in the AL (min. 75

AB)...5 of his 7 HR allowed came vs. LHH

- Held opponents to a .089 AVG (5-56) on his sweeper, marking the lowest opp. average on any ML pitcher's sweeper (min. 50 AB)...registered a 38.2 pct. whiff rate on the pitch.
- His 31.1 percent strikeout rate ranked 9th among AL relievers (min. 200 BF)...his 69 strikeouts led all Rays relievers...struck out the side in order in six separate innings after doing so twice in 2022.
- Allowed only 2 of his 9 inherited runners to score (22.2%)... from 2022-3, he allowed only 5 of his 40 inherited runners to score (12.5%), the lowest percentage in the majors (min. 35 IR).
- Recorded a 1.23 ERA (4 ER, 29.1IP) in 28 day games compared to a 5.04 ERA (14 ER, 25.0 IP) in 28 night games.
- On May 28 vs. LAD, recorded his 1st career 6-out save... it marked his first outing of 2.0+ IP since Sept. 5, 2020 vs. STL...threw 37 pitches, 3rd-most in any game of his career.
- Collected 11 saves in 20 appearances from May 2-June 14, 2nd-most in the AL over that span behind only LAA's Carlos Estevez (12).
- Recorded a season-high 9 straight scoreless appearances (8.2 IP) from July 6-Aug. 5, holding opponents to a .133 AVG (4-30) while posting a 0.46 WHIP.

JASON ADAM

- On Aug. 24 vs. COL, struck out a career-high 5 of the 6 batters he faced and earned his final win of the season...it was part of a stretch from Aug. 18-26 in which he struck out 10 of 14 BF.
- Totaled 2 stints on the Injured List, both with left oblique strains (Sept. 3-21; Sept. 23-end of season), the first of which was suffered while warming up in Miami on Aug. 29...made his return from the IL on Sept. 22 vs. TOR and suffered a second oblique strain, this time in a different spot.
- Made his World Baseball Classic debut with Team USA, tossing 4.0 scoreless innings with 5 SO in 4 games...held opponents to a .083 clip (1-12), with the lone hit being a Salvador Perez double in a quarterfinal matchup with Venezuela...pitched a scoreless 6th inning vs. Team Japan in the WBC Championship on March 21, working around 3 walks to leave the bases loaded and keep Team USA within two runs, 3-1.

POSTSEASON: Was not a member of the Rays AL Wild Card Series roster after being placed on the 15-day IL with a left oblique strain on Sept. 23.

2022

- Led the Rays with 67 appearances and paced the club's bullpen with 63.1 IP and 75 SO
- Among all AL relievers who threw at least 50.0 IP, his 1.56 ERA ranked 4th behind HOU Ryne Stanek (1.15), CLE Emmanuel Clase (1.36) and BAL Cionel Pérez (1.40)...also ranked 4th among relievers in Rays history behind Fernando Rodney (0.60) in 2012, Joaquin Benoit (1.34) in '10 and Grant Balfour (1.54) in '08.
- Held opponents to a .147 AVG (31-211) with 9 XBH...ranked among AL relievers in opp. average (2nd), opp. OPS (2nd, .471), opp. OBP (3rd, .229) and opp. SLG (7th, .242).
- Held LHH to a .136 AVG (11-for-81), 5th in the AL (min. 50 AB).
- Allowed 9.7 percent (3 of 31) of inherited runners to score, 2nd in the Majors (min. 20 IR) behind BAL Dillon Tate (8.7)...stranded 27 straight from May 5-Sept. 17, passing J.P. Howell (26) from June 11-Sept. 23, 2008 for the longest streak in club history...marked the longest single-season streak in MLB since OAK Ryan Dull (36) in 2016.
- Was 1 of 4 players from the Opening Day roster to remain active all season, joining Randy Arozarena, Corey Kluber and Taylor Walls.
- Opened the season with nine straight hitless appearances, marking the 2nd-longest streak of hitless outings to start a season in club history behind Scott Aldred (11) in 1999.
- Posted career bests in consecutive scoreless appearances (18) and IP (16.2) from May 5-June 18...opponents hit .132 (7-for-53) against him over that stretch.
- On May 13 vs. TOR, pitched a perfect 9th inning for the first save of his ML career.

POSTSEASON: Made his Postseason debut in G2 of the AL

Wild Card Series at CLE in TB's 1-0, 15-inning defeat, tossing 2.0 scoreless innings...inherited two baserunners with no outs in the 6th inning of a 0-0 game and his first pitch resulted in a hit batter...escaped the jam with a strikeout and double play grounder, and faced the minimum in the 7th.

2021

- Made the Cubs Opening Day roster, the first of his career...was with the Cubs ML club for 4 stints: Opening Day-April 25, May 7-14, Sept. 24 (29th man) and Sept. 28 through the season's end.
- 9 of his 12 appearances were scoreless, yielding 1 run twice and a career-high-tying 5 ER in the other.
- Struck out 38.0 percent (19-50) of his batters faced...had a whiff rate of 46.1% on his slider and 34.4 % on his changeup.
- Placed on Triple-A Iowa's IL on May 23 with an open dislocation of his left ankle... designated for assignment two days later and released on May 26...re-signed with the Cubs on a minor league deal on July 12 and returned to game action with the Rookie-Level ACL Cubs on Sept. 7.

2020

- Pitched in 13 games over two stints with the Cubs in the COVID-shortened 2020 campaign....selected to the active roster on Aug. 16 and made 3 appearances before being optioned...recalled again on Sept. 2 and remained in the Majors for the rest of the season, going 2-0 with a 1.80 ERA (2 ER, 10.0 IP) across his final 10 outings.

2019

- In 2019, made 23 appearances across 2 stints with TOR, including Aug. 21 through the end of the season...went 2-0 with a 0.87 ERA (1 ER, 10.1IP) over 12 games in September.
- Spent time in the minors between the Rookie-Level GCL Blue Jays, Class-A Dunedin and Triple-A Buffalo, going 1-3 with a 2.08 ERA (4 ER, 17.1 IP) in 14 appearances (1 GS) between the three levels...missed three months due to a right elbow strain.
- On Aug. 10 vs. NYY, pitched 1.1 scoreless innings and recorded his first career win after Vladimir Guerrero Jr. hit a go-ahead, two-run triple.

2018

- In 2018, appeared in 31 games over three stints with KC, his first major league action.
- His first four appearances spanning 5.1 IP were scoreless...on May 5 vs. DET, pitched the top of the 9th inning of a 3-2 loss in his ML debut.
- Went 3-0 with a 1.50 ERA (4 ER, 24.0 IP) and 32 SO in 17 games between Double-A Northwest Arkansas and Triple-A Omaha.

JASON ADAM




2011-17

- Missed 2 months of the **2017** season with right elbow inflammation...went 1-0 with a 4.80 ERA (8 ER, 15.0IP) between 4 clubs in the Padres and Royals systems...signed with the Royals after being released by SD in August.
- Missed the **2016** and **2015** seasons due to a right elbow stress fracture that required surgery.
- In **2014**, went 5-9 with a 4.70 ERA (63 ER, 120.2 IP) in 29 outings (19 GS) between KC and MIN...traded from the Royals to Twins on Aug. 11 for OF Josh Willingham...made 10 appearances for the Salt River Rafters in the Arizona Fall League.
- Spent the **2013** season with Northwest Arkansas...from the start of May through season's end, went 8-9 with a 3.93 ERA (54 ER, 123.2 IP)...ranked 3rd in the Texas League with 126 SO...T-5th with 26 starts and ranked 6th with 144.0 IP and 11 losses...earned Texas League Pitcher of the Week honors on July 14, the lone weekly, monthly or yearly award of his minor league career...went 2-2 with a 4.03 ERA (13 ER, 29.0 IP) and 24 SO in 7 starts with the Peoria Javelinas in the Arizona Fall League...ranked by Baseball America as the No. 9 prospect in the Royals system following the season.
- In **2012**, ranked second in the Carolina League with 158.0 IP...T-3rd with 123 SO and ranked 4th in WHIP (1.16) and 6th in ERA (3.53)...yielded a league-high 18 HR and T-2nd most losses (12).
- Made his professional debut in **2011** and spent the entire season with Class-A Kane County.

PERSONAL

- Jason and his wife, Kelsey, have 4 daughters: Kinsley, Joelle, Selah, and Raelynn.
- His family was able to attend the 2023 World Baseball Classic, where he did not allow a run while tying for the Team USA lead in appearances (4)...Jason kept as much memorabilia from the experience as he could, including a team-signed jersey that he framed.
- Jason began his career with the Kane County Cougars... after the canceled 2020 season, the team was cut from the Midwest League as part of MLB's reorganization of the minor leagues...they are now part of the American Association, an independent MLB Partner League.
- Selected by the Royals in the fifth round of the 2010 First-Year Player Draft out of Blue Valley Northwest (Mo.) High School, which is 22 miles from Kauffman Stadium, the site of his ML debut.
- Committed to the University of Missouri before signing with the Royals.



JASON ADAM

JASON ADAM CAREER PITCHING

Season	Team	Level	W	L	ERA	G	GS	CG	SV	SVO	IP	H	R	ER	HR	HB	BB	SO	WHIP	AVG	AB	WP	GDP	TBF	NP/S
2011	KC	A(Full)	6	9	4.23	21	21	0	0	0	104.1	94	60	49	9	6	25	76	1.14	.235	400	3	4	435	704/566
2012	WIL	A(Adv)	7	12	3.53	27	27	0	0	0	158.0	148	73	62	18	13	36	123	1.16	.251	589	3	14	648	1258/971
2013	NWA	AA	8	11	5.19	26	26	0	0	0	144.0	153	98	83	12	15	54	126	1.44	.277	553	8	12	637	2356/1463
2014	NWA	AA	4	8	5.03	19	18	0	0	0	98.1	107	62	55	9	5	30	89	1.39	.279	384	5	6	428	1595/1049
2014	NBR	AA	0	0	5.14	2	1	0	0	0	7.0	10	4	4	0	0	2	3	1.71	.333	30	1	0	32	115/75
2014	OMA	AAA	1	1	2.35	8	0	0	0	0	15.1	17	4	4	0	3	4	11	1.37	.288	59	1	1	66	267/168
2014	3 Teams	Minors	5	9	4.70	29	19	0	0	0	120.2	134	70	63	9	8	36	103	1.41	.283	473	7	7	526	1977/1292
2014	2 Teams	AA	4	8	5.04	21	19	0	0	0	105.1	117	66	59	9	5	32	92	1.41	.283	414	6	6	460	1710/1124
2017	A-PA2	ROK	1	0	0.00	2	0	0	0	0	2.0	1	0	0	0	0	2	4	1.50	.143	7	0	0	9	23/15
2017	A-PAD	ROK	0	0	5.79	5	0	0	0	0	4.2	5	3	3	0	0	0	8	1.07	.250	20	3	0	20	42/38
2017	SA	AA	0	0	0.00	1	0	0	0	0	2.0	1	0	0	0	0	0	2	0.50	.143	7	1	0	7	22/15
2017	NWA	AA	0	0	7.11	5	0	0	0	0	6.1	3	5	5	0	1	4	11	1.11	.136	22	2	0	27	130/81
2017	2 Teams	ROK	1	0	4.05	7	0	0	0	0	6.2	6	3	3	0	0	2	12	1.20	.222	27	3	0	29	65/53
2017	2 Teams	AA	0	0	5.40	6	0	0	0	0	8.1	4	5	5	0	1	4	13	0.96	.138	29	3	0	34	152/96
2017	4 Teams	Minors	1	0	4.80	13	0	0	0	0	15.0	10	8	8	0	1	6	25	1.07	.179	56	6	0	63	217/149
2018	NWA	AA	1	0	1.59	6	0	0	0	0	11.1	5	2	2	0	1	4	17	0.79	.132	38	1	1	44	194/122
2018	OMA	AAA	2	0	1.42	11	0	0	4	5	12.2	6	4	2	0	1	7	15	1.03	.140	43	4	0	52	222/138
2018	KC	MLB	0	3	6.12	31	0	0	0	2	32.1	30	22	22	9	3	15	37	1.39	.246	122	4	1	142	571/350
2018	2 Teams	Minors	3	0	1.50	17	0	0	4	5	24.0	11	6	4	0	2	11	32	0.92	.136	81	5	1	96	416/260
2019	G-BLU	ROK	0	0	0.00	2	0	0	0	0	1.1	1	0	0	0	0	2	1	2.25	.200	5	0	0	7	15/7
2019	DUN	A(Adv)	0	0	0.00	1	1	0	0	0	2.0	0	0	0	0	0	1	3	0.50	.000	6	0	0	7	37/23
2019	BUF	AAA	1	3	2.57	11	0	0	1	1	14.0	10	7	4	2	0	5	20	1.07	.200	50	0	1	56	214/144
2019	TOR	MLB	3	0	2.91	23	0	0	0	1	21.2	15	8	7	1	3	10	18	1.15	.200	75	1	2	91	397/229
2019	3 Teams	Minors	1	3	2.08	14	1	0	1	1	17.1	11	7	4	2	0	8	24	1.10	.180	61	0	1	70	266/174
2020	CHC	MLB	2	1	3.29	13	0	0	0	0	13.2	9	7	5	2	0	8	21	1.24	.180	50	0	0	58	260/156
2021	A-CUB	ROK	2	0	3.00	3	1	0	0	0	3.0	4	1	1	0	0	1	3	1.67	.308	13	0	0	14	24/19
2021	IOW	AAA	1	0	0.00	5	0	0	1	1	6.1	4	0	0	0	0	1	6	0.79	.174	23	1	0	24	96/59
2021	CHC	MLB	1	0	5.91	12	0	0	0	0	10.2	10	7	7	1	3	6	19	1.50	.244	41	0	0	50	218/122
2021	2 Teams	Minors	3	0	0.96	8	1	0	1	1	9.1	8	1	1	0	0	2	9	1.07	.222	36	1	0	38	120/78
2022	TB	MLB	2	3	1.56	67	0	0	8	12	63.1	31	12	11	5	6	17	75	0.76	.147	211	2	8	237	942/632
2023	TB	MLB	4	2	2.98	56	0	0	12	18	54.1	35	21	18	7	9	20	69	1.01	.181	193	2	4	222	906/576
2024	TB	MLB	4	2	2.49	47	0	0	4	7	47.0	26	17	13	4	3	16	50	0.89	.164	159	0	3	180	706/457
2024	SD	MLB	3	0	1.01	27	0	0	0	1	26.2	14	3	3	1	3	7	31	0.79	.152	92	2	2	102	403/255
2024	2 Teams	MLB	7	2	1.95	74	0	0	4	8	73.2	40	20	16	5	6	23	81	0.86	.159	251	2	5	282	1109/712
Career	5 Teams	MLB	19	11	2.87	276	0	0	24	41	269.2	170	97	86	30	30	99	320	1.00	.180	943	11	20	1082	4403/2777
Career	13 Teams	Minors	34	44	4.16	155	95	0	6	7	592.2	569	323	274	50	45	178	518	1.26	.253	2249	33	39	2513	7314/4953

JASON ADAM



WILD CARD

Season	Team	Level	W	L	ERA	G	GS	CG	SV	SVO	IP	H	R	ER	HR	HB	BB	SO	WHIP	AVG	AB	WP	GDP	TBF	NP-S
2022	TB	MLB	0	0	0.00	1	0	0	0	0	2.0	1	0	0	0	1	0	2	0.50	.200	5	0	2	6	21/16
2024	SD	MLB	0	0	9.00	2	0	0	0	0	2.0	3	2	2	1	0	0	4	1.50	.333	9	0	0	9	32/23
Career	2 Teams	MLB	0	0	4.50	3	0	0	0	0	4.0	4	2	2	1	1	0	6	1.00	.286	14	0	2	15	53/39

DIVISION SERIES

Season	Team	Level	W	L	ERA	G	GS	CG	SV	SVO	IP	H	R	ER	HR	HB	BB	SO	WHIP	AVG	AB	WP	GDP	TBF	NP-S
2024	SD	MLB	0	0	0.00	3	0	0	0	0	3.1	1	0	0	0	0	0	2	0.30	.091	11	0	0	11	51/36
Career	SD	MLB	0	0	0.00	3	0	0	0	0	3.1	1	0	0	0	0	0	2	0.30	.091	11	0	0	11	51/36

POSTSEASON (COMBINED)

Season	Team	Level	W	L	ERA	G	GS	CG	SV	SVO	IP	H	R	ER	HR	HB	BB	SO	WHIP	AVG	AB	WP	GDP	TBF	NP-S
2022	TB	MLB	0	0	0.00	1	0	0	0	0	2.0	1	0	0	0	1	0	2	0.50	.200	5	0	2	6	21/16
2024	SD	MLB	0	0	3.38	5	0	0	0	0	5.1	4	2	2	1	0	0	6	0.75	.200	20	0	0	20	83/59
Career	2 Teams	MLB	0	0	2.45	6	0	0	0	0	7.1	5	2	2	1	1	0	8	0.68	.200	25	0	2	26	104/75

CAREER TRANSACTIONS

OPTIONS USED: 2/3

- 2010 Signed by KC as a 5th-round selection in the First-Year Player Draft, August 16
- 2014 Acquired by MIN from KC in exchange for OF Josh Willingham, August 11
- 2017 Signed by SD as a minor league free agent, July 20
- Signed by KC as a minor league free agent, August 18
- 2019 Acquired by TOR from KC in exchange for cash considerations, March 17
- 2020 Signed by CHC as a minor league free agent, January 30
- 2022 Signed by TB as a Major League free agent, March 17
- 2024 Acquired by SD from TB in exchange for RHP Dylan Lesko, OF Homer Bush Jr. and C J.D. Gonzalez, July 28



LUIS ARRAEZ

Height: 5-10 Bats: L
Weight: 194 Throws: R

4 INF

[ah-RISE]
@Arraez_21
@arraezluis

Full Name	Luis Sangel Arraez
Date of Birth	April 9, 1997 in San Felipe, Venezuela
Current Residence	Doral, Florida
2025 Opening Day Age	27
MLB Service Time	5.121
MLB Debut	May 18, 2019 vs. SEA (with MIN)
How Obtained	Acquired by SD from MIA in exchange for OF Dillon Head, OF Jakob Marsee, RHP Woo-Suk Go and 1B Nathan Martorella on May 4, 2024
Contract Status	Signed through 2025

QUICK HITS

- Is the only player in MLB history to win 3 consecutive batting titles with 3 different teams (2022 w/ MIN, 2023 w/ MIA & 2024 w/ SD).
- Acquired by SD from MIA on May 4, 2024, and the Padres had the 2nd-best winning percentage (.598) in all of baseball from the time of his acquisition through the end of the regular season, trailing only LAD (.602).
- His .345 on-base percentage in 520 trips to the plate as the Padres' leadoff hitter in '24 was the highest in 18 years by any Padres player with at least 400 plate appearances in the top spot.
- Had the highest contact rate and lowest strikeout rate in the Majors for the 3rd consecutive season in '24. His 200 hits led the NL (3 shy of his career-high 203 from '23) while his 62 multi-hit games led the Majors.
- Entered 2025 with a 6.8 career strikeout rate, the lowest among active players and T-5th-lowest since 2000.
- In 2024, posted a streak of 141 PA without striking out, the longest such streak since Juan Pierre's stretch of 147 PA w/o a SO from Aug. 15-Sept. 20, 2004 (San Diego record: Tony Gwynn, 170 PA in 1995).
- His 157 hits across 113 games hitting leadoff for the Friars in 2024 ranked as the 4th-most in franchise history for a single season, trailing Tony Fernandez (170 H/154 G, 1992), Gene Richards (169 H/133 G, 1978) and Bip Roberts (158 H/125 G, 1990)...his .317 clip from the 1-hole ranked as the 5th-highest among franchise table-setters.
- Crowned the 2023 NL batting champion (w/MIA) with his .354 AVG, becoming the 1st player in MLB history to win a batting title in both leagues in consecutive seasons.
- From his first full season in 2021-24, his 202 multi-hit games tied with Trea Turner for most in the Majors, trailing only Freddie Freeman (215). His 66 three-plus hit games and 17 four-plus hit games were the most in the Majors, and he joined Cedric Mullens and Teoscar Hernández as the only 3 players with five 5+ hit games over that 4-year span.

2024 SEASON

- Concluded his 1st season with San Diego garnering his 3rd-straight batting title after leading the NL with 200 hits

ACCOLADES

AL & NL Batting Title (2022 w/ MIN, 2023 w/ MIA, 2024 w/SD)

AL & NL Silver Slugger (2022 w/ MIN - UTL, 2023 w/ MIA - 2B)

3x All-Star (2022 w/ MIN, 2023 w/ MIA, 2024 w/ SD)

NL Player of the Week (May 26, 2024 w/ SD)

(3 hits shy of matching his career high of 203 from 2023), .314 batting average and Major League and career best 62 multi-hit games...additionally, his 6, 4-hit games led MLB, while his 19, 3+ hit games T-3rd...his 6, 4-hit games trailed his career-high of 7 games of the kind from 2023 (ML best), which tied for the most 4-hit games in a season since HOU Jose Altuve's 8 games in 2016.

- Became the 1st Padre to win a batting title since Tony Gwynn in 1997, who won 8 batting titles with San Diego... joined Gwynn and Gary Sheffield (.330 in 1992) as the only 3 Padres to win the award...prior to securing his 3rd batting title, was already the only player to win a batting title in the AL & NL in consecutive seasons (2022-23), and, as of 2024, he's 1 of just 8 AL/NL players since 1900 to win batting titles with multiple teams.
- Defensively, appeared in 69 games (61 starts) at first base, 42 games (39 starts) at second base and 47 games (46 starts) at DH (all with SD)...his .986 fielding percentage (9 E) and 644 TC between first and second base both ranked as the 4th-highest on the team.
- Underwent surgery on his left thumb on Oct. 16 after playing with a torn ligament since June 25 vs. WSH, when he originally injured the thumb while sliding into third base on a triple.
- His 157 hits across 113 games hitting leadoff for the Friars ranked as the 4th-most in franchise history for a single season, trailing Tony Fernandez (170 H/154 G, 1992), Gene Richards (169 H/133 G, 1978) and Bip Roberts (158 H/125 G, 1990)...his .317 clip from the 1-hole ranked as the 5th-highest among franchise table-setters.
- 2024 marked Arraez's 3rd-consec. All-Star nod (did not play)...joined Jurickson Profar (LF), Fernando Tatis Jr. (RF), Jackson Merrill (CF) and Robert Suarez (RHP) to tie the 2021, 1998 and 1992 All-Stars as the 2nd-most selectees in franchise history, trailing just the 7 All-Stars in 1985.
- 2024 marked his 2nd 200+ hit season, joining his 2023 campaign where he logged a career-best 203 hits

LUIS ARRAEZ




(collected his 200th hit the last day of the regular season on Sept. 29 @ ARI)...was the only Major Leaguer since his rookie season in 2019 to log 2+ seasons of 200+ hits and was the 1st since Jose Altuve had 4 such seasons from 2014-17 and Dee Strange-Gordon's 2 seasons in 2015 and 2017.

- Struck out just 4.3 percent of the time for the lowest strikeout rate in the Majors in 2024...his career 6.8 strikeout percentage is the lowest among active players and T-5th-lowest since 2000.
- Became the 1st MLB player since Jason Kendall (PIT) in 2002 to strike out fewer than 30 times across 600+ plate appearances.
- Acquired by the Padres from the Marlins on May 4 and became the 1st Padre to collect 4 hits in his team debut that day @ ARI.
- His 53 hits through his 1st 35 games with SD were the most by any Padre, surpassing John Flaherty's 48 hits through his 1st 35 games in 1996.
- Posted a career and at the time, Major League best 28-game OB streak (T-7th longest of '24) from April 21 to May 23...also accrued an 8-game streak of multiple hits from May 14-23, which was a new career-long stretch and T-2nd-longest (with 4 others) stretch of the kind since his rookie season in 2019, trailing only Xander Bogaerts' 9 consec. games in 2022.
- Connected with his 2nd career walk-off (other: July 23, 2023 vs. COL) on May 10 vs. LAD...became the 5th Padre to ever have a walk-off hit in his first home game as a Padre (Elias),

joining Ed Sprague Jr. (April 11, 2000), Rob Nelson (Sept.10, 1987), Fernando Gonzalez (June 12, 1978) and Horace Clarke (June 10, 1974)...4 of those 5 players to do so had played with a different team earlier that season (Ed Sprague was the only one not to): Arraez (previously with Miami), Rob Nelson (OAK), Fernando Gonzalez (PIT) and Horace Clarke (NYY).

- Was the NL Player of the Week for the week of May 20 after hitting .472 (17-for-36) with a HR, 4 RBI, 2-2B, .611 SLG & a .472 OBP in 8 games from May 20-27... led MLB in AVG and hits (17); and led the NL in OBP, OPS (1.083) and TB (22); and ranked 5th in the NL in SLG.
- June 5 @ LAA, surpassed Jose Altuve and Mookie Betts (both 732 hits) for most hits through his 1st 600 games by an active player (738 hits in 600 games).
- Amassed a career-matching 14-game hitting streak (also: 14 G, 2022-23) from Aug. 31 to Sept. 16...hit .459 w/ 12 runs, 3-2B, 5 RBI, 2 SB and collected multiple hits in 10 of the 14 games.
- With his SO in the B-2nd on Sept. 16 vs. HOU, ended his streak of consec. PA without a SO at 141 PA...it marked the longest streak of the kind since Juan Pierre's stretch of 147 PA w/o a SO from Aug. 15-Sept. 20, 2004 (San Diego record: Tony Gwynn, 170 PA in 1995).
- Logged a trio of 3+hit games from Sept. 7-10 to match his career stretch of the kind from Aug. 6-10, 2022, w/ MIN.
- On Sept. 8 vs. SF, logged a 3-hit effort to surpass his career-high of 55 multi-hit games from 2023.

LUIS ARRAEZ



- His 3 consecutive games with an XBH from Sept. 14-16 tied his career mark for the 5th time, and 1st since Sept. 14-16, 2023.

POSTSEASON: From Game 1 of the NLWC vs. ATL to Game 5 of the NLDS vs. LAD, logged a hit in 6 of the 7 Padres' Postseason games at a .226 clip (7-for-31) w/ 4 runs and 1 SO.

- In Game 2 of the Wild Card vs. ATL on Oct. 2, logged his 3rd-career Postseason multi-hit effort (1st since Oct. 7, 2019, in Game 3 of the ALDS vs. NYY (w/ MIN)).

2023

- Crowned the 2023 NL batting champion with his .354 AVG, becoming the 1st player in MLB history to win a batting title in both leagues in consecutive seasons.
- Set career highs in AVG (.354), OBP (.393), SLG (.469), OPS (.862), games played (147), hits (203), HR (10) and RBI (69).
- While leading MLB in AVG, he ranked 3rd in hits, T-5th in intentional BB (10), and struck out over 20 times less than any other qualified hitter (34).
- Struck out a career-best and MLB-best 5.5 percent of the time (34 strikeouts in 617 PA).
- Became the 1st player in MLB since Plácido Polanco (DET) and Juan Pierre (LAD) in 2007 to finish a season with more than 600 plate appearances while striking out less than 40 times.
- His .354 AVG set a Marlins single-season record, surpassing the previous best mark held by Hanley Ramírez in 2009 (.342).. became the 1st Marlin to lead MLB in average at the end of the season.
- Recorded his 1st career multi-HR game on Sept. 15 vs. ATL, with a leadoff home run off Bryce Elder and a solo shot in the 7th inning off Pierce Johnson.
- Started at second base and batted 6th for the NL in their 3-2 victory over the AL in the Midsummer Classic on July 11 at T-Mobile Park in Seattle...went 2-for-2 with hits on the first pitch he saw in each of his at-bats, including a game-tying RBI-single in the 4th inning.
- Finished the first half of the season leading MLB with a .383 AVG, .434 OBP, 126 hits, and striking out only 19 times in 362 PA (0.52 K/PA), the lowest mark among qualified hitters in MLB.
- His 35 multi-hit games entering the All-Star Break trailed only Ronald Acuña Jr. in MLB in 2023 and was 1 shy of the Marlins record for multi-hit games in the first half, set by Miguel Cabrera who had 36 in 2006.
- His first career walk-off hit was an RBI-single on July 23 vs. COL off reliever Pierce Johnson.
- Recorded a career-high 5 hits 3 times in the month of June

LUIS ARRAEZ



(June 3 vs. OAK, June 16 at WSH, and June 19 vs. TOR) to become 1 of 4 players since 1900 to record 3, 5-hit games in a calendar month, tying the record set by George Sisler (Aug., 1921), Ty Cobb (July, 1922), and Dave Winfield (June, 1984), per Elias.

- Recorded his 500th career hit on May 17 vs. WSH in his 428th career game, joining Bo Bichette, Mookie Betts, Mike Trout, José Altuve, Whit Merrifield and José Abreu as the only active players to reach 500 hits in as many games or fewer.
- Became the 1st player in Marlins history to hit for the cycle, coming in the 4,700th game in franchise history...his cycle came with a 2B in the 1st inning, 3B in the 6th inning, 1 HR in the 7th inning and a single in the 8th inning..per Elias, was just the 7th cycle since the Expansion Era to be completed in the same order, last was Eddie Rosario (Sept. 19, 2021 w/ ATL @ SF).
- Became the 20th player to hit for a cycle within his team's first 12 games of a season and the 6th Venezuelan-born player to accomplish the feat (1st since Eduardo Escobar on June 6, 2022 w/NYM @ SD).
- Became just 1 of 2 players in the Wild-Card Era (since 1995) to post an AVG above .500 through 14 games (min. 45 PA), joining SF's Barry Bonds who hit .500 (19-for-38) through 14 games in 2004.
- Played for Team Venezuela in the 2023 World Baseball Classic...in 5 games, went 4-for-17 with 4 runs, 1-2B, 2 HR and 4 RBI...his 2 home runs both came on March 18 vs. Team USA to mark the first-ever multi-HR WBC game by a Team Venezuela player.

2022

- Crowned the AL Batting Champion and earned Silver Slugger honors after hitting .316 in 2022.
- Set career highs and led the Twins with 173 hits, 88 runs scored, 31 doubles, and 144 games played...also set career marks in home runs (8) and RBI (49).
- Drew a career-high 50 walks to lead the team while striking out only 43 times, becoming the only player in MLB to strike out less than 50 times in at least 500 plate appearances.
- Led all of MLB in batting average with 2 strikes (.281; 76-270), led the AL in batting average with RISP (.366), and ranked 2nd in the AL in batting average off fastballs (.351).
- His average reached a low-water mark of .296 just 3 times in the season and under .300 just 4 times.
- Hit safely in 104 of 144 games on the season and reached safely in 113 games.
- Recorded his 400th career hit (single) on Aug. 16 vs. KC in his 348th career game, becoming the fastest Venezuelan-born player in baseball history to reach 400 hits, 1 game ahead of Miguel Cabrera, who did it in his 349th career game.

- Hit safely in the final 9 games of the season from Sept. 22-Oct. 5, while playing on a sore hamstring most of the final month.

2021

- Set career highs in games (121), at-bats (428), runs scored (58), 3B (6), RBI (42), and BB (43)...led the team in 3B and ranked 2nd in hits.
- T- 4th in the AL in 3B (T-8th in MLB) and finished 10th in the AL in AVG at .294 (min. 400 AB).
- Made the Twins Opening Day roster for the 2nd time in his career...was the Opening Day left fielder and leadoff hitter on April 1 @ MIL.
- Set a single-game career-high by reaching base 5 times on April 4 @ MIL, recording 3 hits and drawing 2 BB.
- Placed on the 10-day Injured List on May 4 with a concussion after a collision at home plate, attempting to score on May 3 vs. TEX (reinstated May 11).
- Played in 14 games for the Twins until being placed back on the 10- day IL on May 26 with a right shoulder strain, an injury he suffered 3 days prior on a headfirst slide into second base vs. CLE.
- Hit .307 (101-for-329) with a .364 on-base percentage against right-handed pitching...hit .253 (25-for-99) with a .333 on-base percentage against left-handed pitching.
- Played 55 games (46 starts) at third base, 48 games (35 starts) at second base, and 27 games (23 starts) in left field.
- Recorded multiple hits in 36 of 121 games played, which ranked 2nd on the club (behind Jorge Polanco, 44).
- Ended the season with career-high-tying, 5-straight multi-hit games, batting .550 (11-for-20) in that span.

2020

- Hit .321 (36-112) with 16 runs, 9-2B, 13 RBI, 8 BB and a .765 OPS in 32 games.
- Made the Twins Opening Day roster for the 1st time in his career and was the Opening Day second baseman on July 24 @ CWS.
- Drew 11 walks compared to 17 hits in 44 games...did not hit a home run in 89 plate appearances and was the first time in his career going homerless in a season.
- Placed on the 10-day Injured List for the 1st time in his career on Sept. 11 with left knee tendinitis.

2019

- Made his Major League debut May 18 @ SEA, going 1-for-2 with a 2B, for his 1st career hit (off Cory Gearrin).
- Arraez's 29 strikeouts on the season were the fewest in baseball among players with at least 350 plate

LUIS ARRAEZ

appearances...were also the fewest SO by any player with 350+ PA since Nori Aoki with San Francisco in 2015 (25 SO/392 PA).

- Hit his 1st career HR on May 21 @ LAA, a solo shot off Noé Ramírez.
- Hit safely in 10-straight games from May 27-June 28 (minor league stint in middle), hitting .471 (16-for-34) with a .550 OBP over the span.
- Recorded his 1st career 4-hit game June 23 @ KC.
- Reached safely in a season-high 13-straight games from July 2-19, posting a .407 OBP.
- Ranked 4th among MLB rookies in hits in July and had a career-long 12-game hitting streak from July 2-19, in which he batted .347 (17-for-49) with 5 XBH and a .897 OPS.

POSTSEASON: Appeared in 3 games for the Twins in the 2019 ALDS vs. New York (AL), going 5-for-11 (.455) with 4-2B...led the club during the series in hits, 2B, average, and OPS (1.273).

- Tied with STL's Paul Goldschmidt for most 2B in the DS...4-2B tied Torii Hunter (2002) for most by a Twin in the ALDS and tied both Hunter and Tom Brunansky (1987) for most in any single Postseason series in Twins history.

2018

- Began the season with Single-A Fort Myers...placed on the 7-day Injured List April 5 with a right knee injury (reinstated April 19).
- Named Twins Minor League Player of the Week on June 23, hitting .519 (15-for-29) with 2-2B, 1 HR, 4 RBI and 7 runs scored in 6 games for the Miracles.
- Named MiLB.com Florida State League Player of the Month for June after hitting .449 (48-for-107) with 9-2B, 3-3B, 1 HR, 13 RBI, 19 runs scored and a .487 OBP in 26 games for the Miracles...promoted to Double-A Chattanooga on July 4 where he finished the season batting .298 (53-for-178) with 6-2B, 2 HR and 16 RBI across 48 games.
- Combined to play 67 games at second base, 16 at third base, and 14 at shortstop...hit .310 (126-for-406) with 20-2B, 3-3B, 3 HR, 36 RBI, 52 runs scored and a .361 OBP in 108 games between Fort Myers and Chattanooga.
- Played for Navegantes del Magallanes in the Venezuelan Winter League...batted .321 (43-for-134) with a .357 OBP in 32 games.

2017

- Began the season with Single-A Fort Myers...placed on the Injured List on April 10 with a right knee sprain and missed the remainder of season.

2016

- Spent the entire season with Low-A Cedar Rapids and was the youngest player on the Kernels roster.
- Named to the Midwest League Mid-Season and Postseason All-Star teams.
- Batting average reached .300 on May 4 and never dipped below the .300 mark.
- Named Twins Minor League Player of the Week on Aug. 6 after going 10-for-22 (.455) with a 2B, 4 RBI, and 6 runs in 6 games.
- Named Twins Minor League Player of the Month for August after hitting .425 (48-for-113) with 7-2B, 18 RBI and 13 runs scored.
- Earned the Midwest League batting title after hitting .347 (165-for-475) and finished 2nd in the MWL in hits (165) and 4th in OBP (.386).
- Paced Kernel bats in hits and 2B (31).
- Following the season, rated as the best hit-for-average bat with the best strike zone discipline in the Twins organization by *Baseball America*.

2015

- In his 1st season with the GCL Twins, led the GCL in games (57) and AB (207), ranked 2nd in 2B (15), 3rd in hits (64), 4th in TB (81) and 6th in AVG (.309).
- Also led the GCL Twins in runs (23) and RBI (19) after playing in 57 of the Twins' 59 games.
- His 23.30 PA/SO ratio was the best in the GCL and ranked as the 3rd-highest in all of minor league baseball.
- Selected as a GCL Postseason All-Star and Baseball America Rookie All-Star...also named the second baseman on the Twins Organization All-Star team by MiLB.com.

2014

- Spent his 1st professional season with the DSL Twins, where he hit .348 (40-for-115) with a .433 OBP in 31 games.

LUIS ARRAEZ



PERSONAL

- Luis and his wife, Gladys, live in Doral, FL with their three daughters: Emma, Esther, and Esthela.
- Luis' parents came to the U.S. from Venezuela during the final homestand of the 2023 season to see Arraez play in the Major Leagues for the first time. His father, Ernesto, spoke about his early hitting lessons with Luis at 2 years old where he would tie a ball to a mango tree in their backyard where he taught him to hit the ball to the opposite field.

- Was named a finalist for the 2023 Luis Aparicio Award, given to the league's best Venezuelan player.
- Some of his favorites musicians are El Alfa, Gilberto Santa Rosa, and Antony Santos. His favorite type of dance is Merengue. Also likes salsa. His favorite Venezuelan food is arepas.

LUIS ARRAEZ CAREER BATTING

Year	Team	League	AVG	G	AB	R	H	2B	3B	HR	RBI	BB	SO	SB	CS	OBP	SLG	OPS	PA	HBP	SAC	SF	GIDP
2014	D-TWI	ROK	.348	31	115	23	40	6	0	0	15	16	9	10	5	.433	.400	.833	135	2	1	1	5
2015	G-TWI	ROK	.309	57	207	23	64	15	1	0	19	19	10	8	8	.377	.391	.768	233	4	2	1	5
2016	CR	A(Full)	.347	114	475	67	165	31	3	3	66	31	51	3	3	.386	.444	.830	514	1	4	3	10
2017	FTM	A(Adv)	.385	3	13	1	5	0	1	0	1	0	0	0	0	.385	.538	.923	13	0	0	0	0
2018	FTM	A(Adv)	.320	60	228	27	73	14	3	1	20	19	28	2	3	.373	.421	.794	258	2	6	3	4
2018	CHA	AA	.298	48	178	25	53	6	0	2	16	13	16	2	0	.345	.365	.710	195	1	1	2	4
2018	2 Teams	Minors	.310	108	406	52	126	20	3	3	36	32	44	4	3	.361	.397	.758	453	3	7	5	8
2019	PNS	AA	.342	38	146	18	50	6	1	0	14	18	13	3	3	.415	.397	.812	164	0	0	0	3
2019	ROC	AAA	.348	16	66	8	23	4	0	0	8	6	2	1	0	.397	.409	.806	73	0	0	1	2
2019	MIN	MLB	.334	92	326	54	109	20	1	4	28	36	29	2	2	.399	.439	.838	366	1	0	3	2
2019	2 Teams	Minors	.344	54	212	26	73	10	1	0	22	24	15	4	3	.409	.401	.810	237	0	0	1	5
2020	MIN	MLB	.321	32	112	16	36	9	0	0	13	8	11	0	0	.364	.402	.766	121	0	0	1	2
2021	STP	AAA	.250	2	8	2	2	0	0	0	2	1	0	0	0	.333	.250	.583	9	0	0	0	0
2021	MIN	MLB	.294	121	428	58	126	17	6	2	42	43	48	2	2	.357	.376	.733	479	2	0	6	9
2022	MIN	MLB	.316	144	547	88	173	31	1	8	49	50	43	4	4	.375	.420	.795	603	3	0	3	6
2023	MIA	MLB	.354	147	574	71	203	30	3	10	69	35	34	3	2	.393	.469	.862	617	4	1	3	18
2024	MIA	MLB	.299	33	137	22	41	8	1	0	5	8	11	0	0	.347	.372	.719	148	2	1	0	5
2024	SD	MLB	.318	117	500	61	159	24	2	4	41	16	18	9	3	.346	.398	.744	524	6	1	1	13
2024	2 Teams	MLB	.314	150	637	83	200	32	3	4	46	24	29	9	3	.346	.392	.738	672	8	2	1	18
Career	3 Teams	MLB	.323	686	2624	370	847	139	14	28	247	196	194	20	13	.372	.418	.790	2858	18	3	17	55
Career	8 Teams	Minors	.331	369	1436	194	475	82	9	6	161	123	129	29	22	.385	.413	.798	1594	10	14	11	33

POSTSEASON (COMBINED)

Season	Team	League	AVG	G	AB	R	H	2B	3B	HR	RBI	BB	SO	SB	CS	OBP	SLG	OPS	PA	HBP	SAC	SF	GIDP
2019	MIN	MLB	.455	3	11	1	5	4	0	0	1	0	2	0	0	.455	.818	1.273	11	0	0	0	1
2020	MIN	MLB	.000	2	6	0	0	0	0	0	0	2	1	0	0	.250	.000	.250	8	0	0	0	0
2023	MIA	MLB	.125	2	8	0	1	0	0	0	0	0	0	0	0	.125	.125	.250	8	0	0	0	0
2024	SD	MLB	.226	7	31	4	7	0	0	0	0	0	1	0	0	.226	.226	.452	31	0	0	0	2
Career	3 Teams	MLB	.232	14	56	5	13	4	0	0	1	2	4	0	0	.259	.304	.563	58	0	0	0	3

CAREER TRANSACTIONS

OPTIONS USED: 1/3

2013 Signed by MIN as a minor league free agent, November 1

2023 Acquired by MIA from MIN in exchange for RHP Pablo López, SS Jose Salas and OF Byron Chourio, January 20

2024 Acquired by SD from MIA in exchange for OF Dillon Head, OF Jakob Marsee, RHP Woo-Suk Go and 1B Nathan Martorella, May 4



HENRY BAEZ

Height: 6-3 Bats: R
Weight: 199 Throws: R

36

RHP

[BUY-ez]

Full Name	Henry Manuel Baez
Date of Birth	October 12, 2002 in San Cristobal, Dominican Republic
Current Residence	San Cristobal, Dominican Republic
2025 Opening Day Age	22
MLB Service Time	0.000
How Obtained	Signed as an international free agent on July 2, 2019
Contract Status	Signed through 2025

QUICK HITS

- Earned Padres 2024 MiLB Pitcher of the Year honors, managing a 2.99 ERA across 126.1 IP between High-A Fort Wayne and Double-A San Antonio
- 2025 marked his first invite to Major League Spring Training after 4 seasons in the Padres farm system (2021-24), compiling a 15-13 record, 3.52 ERA (114 ER, 291.1 IP) and .228 AVG across 68 appearances (61 starts).
- Had his contract selected on November 19, 2024 and was added to SDs' 40-man roster.
- Entered 2025 ranked as the Padres' No. 12 prospect by MLB Pipeline and No. 13 by *Baseball America*.

2024 SEASON

- Made 26 starts between High-A Fort Wayne and Double-A San Antonio in his 4th professional season, going 7-4 with a 2.99 ERA (42 ER, 126.1 IP), .212 opponents' AVG, 1.09 WHIP and 109 SO against 40 BB.
- Worked exclusively as a starter for the first time in his career...his ERA sat at a season-high 5.04 across his first 8 starts following his May 24 start vs. Lansing.
- Across his next 9 starts from May 26-July 21, he went 2-1 a 1.57 ERA and .156 opponents' AVG...completed at least 7.0 frames for the 2nd and 3rd times in his career on June 28 vs. Dayton and July 12 at Great Lakes.
- Struck out a career-high 10 batters against 0 walks on July 5 vs. Lansing.
- Earned Midwest Pitcher of the Week honors for the week of July 14 following the July 12 start at Great Lakes, tossing 7.0 no-hit innings in what would be his penultimate start for the TinCaps.
- Promoted to SA on July 23 after posting a 2.95 ERA over 76.1 IP at FW...went on to manage a 5-1 record and was quality in 5 of his 9 starts with the Missions, along with a 3.06 ERA (17 ER, 50.0 IP).
- Was 2 outs shy (5.1 IP) of a quality start in his Double-A debut on July 27 @ Midland before rattling off 3 consecutive quality outings Aug 2-14.
- Earned the win and completed 5.0 frames on 2 ER and 6 hits allowed in his next start Aug. 20 at Frisco, resulting in a 3-0 record, 2.22 ERA (7 ER, 28.1 IP) and a .219 opponents' AVG across his first 5 career Double-A starts.

ACCOLADES

Midwest League Pitcher of the Week (August 20, 2017 - Fort Wayne)

- Allowed 4 ER in both of his next 2 outings (Aug. 25 at Frisco and Aug. 31 vs. Midland) before earning the winning decision in quality outings in both of his final starts of the campaign (Sept 6 at Tuls and Sept. 12 vs. Springfield).
- Between both stops, limited LHH to a .205 clip while RHH batted .219.
- Entered 2025 ranked as the Padres' No. 12 prospect by MLB Pipeline and No. 13 by *Baseball America*.

2023

- Made his full-season debut with Single-A Lake Elsinore and posted the California League's third-best ERA (min. 80 IP) with a 3.24 mark over 83.1 frames.
- Tossed a career-high 7.2 IP and allowed just 2 hits on Aug. 3 at Modesto but was tagged with the loss in the Storm's 1-0 defeat.
- Earned a late season promotion to High-A FW on Aug. 15, where he posted a 7.20 ERA (12 ER, 15.0 IP) across 4 starts.
- Was not added to SD's 40-man roster in his first offseason of Rule 5 eligibility.

2019-22

- Made his stateside debut in **2022** with the Arizona Complex League Padres and struck out 41 in 30.2 IP in 9 appearances (7 starts)...allowed a combined 7 ER across his first 2 outings before allowing 2 ER-or-fewer (1.95 ERA) across each of his final 7 outings (5 starts).
- Spent that entire **2021** campaign with the Dominican Summer League Padres, striking out 37 in 36.0 IP in his 12 appearances (10 starts).
- Signed as an international free agent on July 2, **2019**, out of the Dominican Republic and did not debut in the minors until **2021** due to the COVID-19 pandemic in **2020**.

HENRY BAEZ



HENRY BAEZ CAREER PITCHING

Season	Team	Level	W	L	ERA	G	GS	CG	SV	SVO	IP	H	R	ER	HR	HB	BB	SO	WHIP	AVG	AB	WP	GDP	TBF	NP-S
2021	D-PAD	ROK	0	2	4.25	12	10	0	0	0	36.0	36	27	17	0	9	13	37	1.36	.257	140	9	6	163	307 - 218
2022	A-PAD	ROK	1	4	3.82	9	7	0	0	0	30.2	28	24	13	0	8	13	41	1.34	.235	119	4	2	141	273 - 205
2023	LE	A	7	3	3.24	17	14	0	0	1	83.1	68	39	30	3	4	39	85	1.28	.219	310	9	5	355	1335 - 837
2023	FW	A+	0	0	7.20	4	4	0	0	0	15.0	19	12	12	2	3	7	14	1.73	.317	60	1	0	70	312 - 188
2023	2 Teams	Minors	7	3	3.84	21	18	0	0	1	98.1	87	51	42	5	7	46	99	1.35	.235	370	10	5	425	1647 - 1025
2024	FW	A+	2	3	2.95	17	17	0	0	0	76.1	56	35	25	4	6	25	78	1.06	.201	279	2	6	315	1257 - 805
2024	SA	AA	5	1	3.06	9	9	0	0	0	50.0	42	17	17	6	1	15	31	1.14	.230	183	1	5	201	750 - 480
2024	2 Teams	Minors	7	4	2.99	26	26	0	0	0	126.1	98	52	42	10	7	40	109	1.09	.212	462	3	11	516	2007 - 1285
Career	5 Teams	Minors	15	13	3.52	68	61	0	0	1	291.1	249	154	114	15	31	112	286	1.24	.228	1091	26	24	1245	4234 - 2733

CAREER TRANSACTIONS

OPTIONS USED: 0/3

2019 Signed by SD as an international free agent, July 2





WES BENJAMIN

NRI

Height: 6-2 Bats: R
Weight: 210 Throws: L

74

LHP

Full Name	Wesley Scott Benjamin
Date of Birth	July 26, 1993 in Winfield, Illinois
Current Residence	Elgin, Illinois
2025 Opening Day Age	31
MLB Service Time	1.028
How Obtained	Signed as a minor league free agent on February 25, 2025
Contract Status	Signed a minor league deal through 2026

QUICK HITS

- Joined SD on a minor league deal for 2025 after spending parts of his professional career between the TEX and CWS. Spent the last 3 seasons (2022-24) with the KT Wiz of the Korean Baseball Organization (KBO), owning a 31-18 record with a 3.74 ERA (169 ER, 406.1 IP), 1.19 WHIP, an .231 opponents' AVG (365-for-1,580) and 390 strikeouts to 117 walks.
- Across 21 Major League games (3 starts) with TEX (2020-21), went 2-3 with a 6.80 ERA (34 ER, 45.0 IP) and 40 strikeouts to 24 walks. Has held hitters in the top three slots of the lineup to a .180 clip (11-for-61) with 14 strikeouts to 2 walks.
- Across parts of 7 minor league seasons entering 2025, owns a career 32-29 record with a 4.60 ERA (266 ER, 521.0 IP) and a 2.77 K/BB rate (473 strikeouts, 171 walks).

2024 SEASON

- Re-signed with the KT Wiz on a 1-year deal for the 3rd consecutive season in the KBO.
- In his 3rd season with the Wiz, ranked in the Top 10 among pitchers in strikeouts (10th, 156) and K/BB rate (10th, 3.25) (min. 125.0 IP)...in 31 games (30 starts), he threw to an 11-8 record, 4.63 ERA (77 ER, 149.2 IP) and 156 strikeouts.
- Across the regular and Postseason, made 13 starts where he threw at least 6.0 innings, going 9-1 with a 2.07 ERA (20 ER/87.0 IP) and 4.72 KK/BB rate (85 K, 18 BB).
- Made 3 appearances (2 starts) in the Postseason, throwing to a 2.84 ERA (4 ER, 12.2 IP) with 10 strikeouts and 2 walks.
- In Game 3 of the Wild Card series, threw 7.0-scoreless innings and retired 11 of the last 13 batters faced, as part of a 1-0 shutout victory over the Doosan Bears to advance to the quarterfinals...it marked the 1st time in KBO history that a 5th-place team advanced to the quarterfinals.
- Was non-tendered after the season on November 30, 2024, making him a free agent.

2023

- Returned to KT on a one-year contract on Dec. 12...in his 2nd season with the KT Wiz (1st full season), went 15-6 with a 3.54 ERA (63 ER, 160.0 IP) and held opponents to a .234 clip (149-for-636) across 29 starts.

ACCOLADES

Texas League Mid-Season All-Star (2018, Frisco)

Carolina League Pitcher of the Week (August 20, 2017 - Down East)

- Ranked among KBO pitching leaders in wins (2nd, 15), strikeouts (4th, 157), win percentage (6th, .714), WHIP (8th, 1.21) and K/BB rate (9th, 3.49) - min. 100.0 IP.
- Became just the 2nd pitcher for the Wiz to reach the 15-win mark, matching the franchise record (2015-pres.) set by Odrisamer Despaigne in 2020.
- The Wiz finished the season with the 2nd-best record and ultimately reached the Korean Championship Series, falling to the LG Twins 4-1 in the best-of-7 series...Benjamin did not appear in any Postseason games due to left arm discomfort.

2022

- Made his KBO debut on June 9, throwing 3.0-scoreless innings with 2 hits and 3 walks allowed while striking out 3...in all, made 17 starts, going 5-4 with a 2.70 ERA (29 ER, 96.2 IP), 1.02 WHIP (24 BB, 75 H) and 77 strikeouts.
- Signed with KT as a mid-season after being released from Triple-A Charlotte (CWS) on May 18.
- Prior to his release, started 7 games for Charlotte and threw to a 2-0 record with a 3.82 ERA (13 ER, 30.2 IP) while striking out 32...in 4 April starts, recorded a 1.17 ERA (3 ER, 23.0 IP) with 26 strikeouts to just 5 walks.
- Signed with CWS on a minor league contract and reported to Spring Training as a non-roster invitee on Feb. 21.

2021

- Made his first Opening Day roster with TEX, appearing in 13 games (2 starts) across 6 stints with the Rangers...went 0-2 with an 8.74 ERA (22 ER, 22.2 IP).
- In 3 outings with TEX in the month of Aug., recorded a 2.08 ERA, 0.92 WHIP, and .176 opponents' AVG...surrendered 1 earned run on 3 hits and 1 walk while striking out 3.
- Appeared in 15 games (10 starts) for Triple-A Round Rock throughout the season...pitched to an 8.29 ERA (43 ER, 46.2 IP), striking out 42 and walking 25.
- Was outrighted to Round Rock at the end of the season and later elected free agency on Nov. 7.

WES BENJAMIN



2020

- Assigned to the Rangers' Alternate Training Site from Triple-A Nashville before having his contract selected on Aug. 11.
- Made his MLB debut on Aug. 16 at COL out of the bullpen...fanned Garrett Hampson in the 5th for his 1st career SO.
- Earned his first career win against the Athletics on Sept. 12 in the 1st game of the doubleheader...threw 4.0 innings of 3-hit, 2-run ball.
- Held lefties to a .200/.231/.240 slash line, allowing only 1 extra-base hit.

2015-19

- Spent the entirety of **2019** with Triple-A Nashville, leading the club with 114 strikeouts and ranking 3rd in wins (7)...went 7-6 with a 5.52 ERA (83 ER/135.1 IP), striking out 114 while walking 53...went 3-1 with a 3.75 ERA (24 ER, 57.2 IP) over 10 outings (9 starts) in the 2nd half of the season...in his final five starts from Aug. 10-Sept. 2, pitched at least 5.0 innings in each of the starts, including 6.0+ innings in 4 of the 5 games.
- Spent **2018** with Double-A Frisco (5-6, 3.62 ERA, 15 G/15 GS), including a rehab assignment stint with AZL Rangers (0-0, 0.00 ERA, 3 G/3 GS)...named to the Texas League

Mid-Season All-Star team after ranking among Frisco staff leaders in wins (T-1st, 5), strikeouts (3rd, 72), games started (T-3rd, 15) and innings pitched (4th, 79.2).

- Ranked among Carolina League pitchers in wins (T-3rd, 10) and ERA (7th, 3.94) while with Single-A Down East in **2017**...earned CL Pitcher of the Week (Aug. 14-20) accolades after tossing 7.2-scoreless innings while allowing just 2 hits (no walks) with 7 strikeouts in his start on Aug. 15.
- In his 1st full professional season in **2016**, recorded the 4th-lowest ERA (3.79) among TEX farmhands...went 6-5 with a 4.28 ERA (43 ER, 90.1 IP) as a starter while throwing 11.2-scoreless innings over 3 relief appearances.
- Drafted out of the University of Kansas in the 5th round (No. 156 overall) of the **2014** MLB First-Year Player Draft...made his professional debut with the AZL Rangers in his lone outing that season on June 22, **2015**, throwing 1.0-scoreless inning with 1 walk and 2 strikeouts.

PERSONAL

- Was named to the 2012 All-Big 12 Freshman Team, the 2012 Bob Allison KU Rookie of the Year and a 3x Big 12 Commissioner's Honor Roll recipient.
- Father, Scott, played football at Shippensburg (Pa.) University...mother, Jan, played lacrosse at Ohio University.

WES BENJAMIN CAREER PITCHING

Season	Team	Level	W	L	ERA	G	GS	CG	SV	SVO	IP	H	R	ER	HR	HB	BB	SO	WHIP	AVG	AB	WP	GDP	TBF	NP-S
2015	A-RAN	ROK	0	0	0.00	1	1	0	0	0	1.0	0	0	0	0	0	1	2	1.00	.000	4	0	0	5	4599-9
2016	HIC	A(Full)	6	5	3.79	21	18	0	1	1	102.0	105	45	43	13	3	22	101	1.25	.268	392	4	8	423	1535 - 1016
2017	DE	A(Adv)	10	7	3.94	22	22	0	0	0	118.2	133	53	52	8	3	34	101	1.41	.287	464	15	11	506	1789 - 1167
2018	A-RAN	ROK	0	0	0.00	3	3	0	0	0	7.0	3	0	0	0	1	9	.57	.136	.22	0	0	23	46 - 41	
2018	FRI	AA	5	6	3.62	15	15	0	0	0	79.2	76	32	32	9	0	23	72	1.24	.249	305	4	5	330	1303 - 860
2018	2 Teams	Minors	5	6	3.32	18	18	0	0	0	86.2	79	32	32	9	0	24	81	1.19	.242	327	4	5	353	1349 - 901
2019	NAS	AAA	7	6	5.52	27	25	0	1	1	135.1	154	96	83	24	2	53	114	1.53	.284	543	4	8	605	2370 - 1499
2020	TEX	MLB	2	1	4.84	8	1	0	0	0	22.1	24	12	12	4	0	7	21	1.39	.264	91	0	1	98	389 - 255
2021	RR	AAA	2	5	8.29	15	10	0	0	0	46.2	72	50	43	6	0	25	42	2.08	.344	209	3	4	237	905 - 581
2021	TEX	MLB	0	2	8.74	13	2	0	0	1	22.2	29	23	22	6	0	17	19	2.03	.309	94	1	2	112	461 - 287
2022	CLT	AAA	2	0	3.82	7	7	0	0	0	30.2	28	18	13	6	0	12	32	1.30	.237	118	3	4	130	500 - 324
2022	KT	KBO	5	4	2.70	17	17	0	0	0	96.2	75	34	29	11	24	4	77	1.02	.210	357	3	-	385	--
2023	KT	KBO	15	6	3.54	29	29	0	0	0	160.0	149	79	63	12	45	3	157	1.21	.234	636	11	-	684	--
2024	KT	KBO	11	8	4.63	28	28	0	0	0	149.2	141	90	77	28	48	4	156	1.26	.240	587	4	-	639	--
Career	TEX	MLB	2	3	6.80	21	3	0	0	1	45.0	53	35	34	10	0	24	40	1.71	.286	185	1	3	210	850 - 542
Career	7 Teams	Minors	32	29	4.60	111	101	0	2	2	521.0	571	294	266	66	8	171	473	1.42	.278	2057	33	40	2259	8460 - 5496
Career	KT	KBO	31	18	3.74	74	74	0	0	0	406.1	365	203	169	51	117	11	390	1.19	.231	1580	18	-	1708	--

CAREER TRANSACTIONS

OPTIONS USED: 1/3

- 2014** Signed by TEX as a 5th-round selection in the First-Year Player Draft, June 15
- 2022** Signed by CWS to a minor league contract, February 21
- 2025** Signed by SD as a minor league free agent, February 25



RYAN BERGERT

Height: 6-2 Bats: R
Weight: 215 Throws: R

38

RHP

[BUR-gurt]
@ryan10bergert
@ryan.bergert

Full Name	Ryan Michael Bergert
Date of Birth	March 8, 2000 in Canton, Ohio
Current Residence	Canton, Ohio
2025 Opening Day Age	25
MLB Service Time	0.000
How Obtained	Signed as a 6th-round selection in the 2021 First-Year Player Draft on August 12, 2021
Contract Status	Signed through 2025

QUICK HITS

- Had his contract selected by SD on November 19, 2024 and was added to the club's 40-man roster, protecting him from the 2024 Rule 5 Draft.
- Entered 2025 ranked as the Padres' No. 21 prospect by *Baseball America* and No. 22 by MLB Pipeline.
- 2025 marked his 2nd consecutive ML Spring Training invite. Went scoreless across both of his 2 Cactus League appearances and 3.0 IP in '24.
- Earned the first career weekly award as Texas League Pitcher of the Week for his part in a combined no-hitter for Double-A San Antonio on August 15, 2024 vs. Amarillo, retiring all 18 batters he faced.
- In parts of 4 minor league seasons (2021-24) in SD's farm system, he posted a 4.27 ERA (151 ER, 318.0 IP) with a 13-24 record in 77 appearances (70 starts).
- Earned his first-career MiLB.com Organization All-Star honor in 2023, splitting the season between Single-A Fort Wayne and Double-A San Antonio. His 2.73 ERA across both stops was 12th-best among 272 Minor Leaguers with at least 100 innings in '23, while his 3.11 FIP was 8th-best.
- Attended West Virginia University, and he underwent Tommy John surgery following his 2020 season. Did not pitch in 2021 before being drafted by the Padres in the 6th-round of the 2021 First-Year Player Draft.

2024 SEASON

- Invited to his first Major League Spring Training with the Padres before spending the entire campaign with Double-A San Antonio, where he made 23 appearances (all starts) with a 2-10 record, 4.78 ERA (52 ER, 98.0 IP) and .268 opponents' AVG.
- Completed 4.0 innings in 17 of his 23 starts, going 2-7 with a 3.71 ERA (35 ER, 85.0 IP) and 72 strikeouts against 26 walks when he tossed at least 4.0 innings.
- Allowed 2 ER-or-fewer in 16 of his 23 starts, going 2-4 with a 2.94 ERA (23 ER, 70.1 IP) and a .219 opponents' AVG in those starts.
- SA went 7-16 in his 23 starts...they won his first 3 but he did not factor into any of those wins before losing each of his next 4, and he was tagged with the loss in all 4...his first winning decision didn't come until June 8 at Midland, his

ACCOLADES

Texas League Pitcher of the Week (August 18, 2024 - San Antonio)
MiLB.com Organization All-Star (2023, SD)

- 11th start of the campaign.
- 4 of his 9 career outings tossing at least 6.0 innings came in 2024, going 1-3 with a 2.63 ERA (7 ER, 24.0 IP), .190 opponents' AVG and a 22-to-1 SO/BB ratio when tossing 6.0 IP in '24.
- Earned Texas League Pitcher of the Week honors for the week of August 12-18 after retiring all 18 batters he faced in a combined no-hitter for the Missions vs. the Amarillo Sod Poodles on August 15...it was the first weekly honor of his career, and he recorded his 2nd win in the process and tied his career high with 9 strikeouts.
- Including his Aug. 15 hitless performance, he closed the season completing at least 5.0 innings in each of his last 6 starts from Aug. 15-Sept. 14, going a combined 1-3 with a 3.21 ERA (12 ER, 33.2 IP) and .190 AVG with 32 SO against 10 BB.
- Was scoreless across in both of his 2 ML Spring Training outings, allowing 1 hit with 1 strikeout, 1 walk and 1 hit batter in 3.0 innings of work.
- Following the season, made 5 appearances in the Arizona Fall League for the Peoria Javelinas and posted a 11.70 SO/9 IP ratio and 7.36 ERA (12 ER, 14.2 IP).
- Entered 2025 ranked as the Padres' No. 21 prospect by *Baseball America* and No. 22 by MLB Pipeline.

2023

- In his second full minor league season, split 2023 between Single-A Fort Wayne and Double-A San Antonio, making a combined 23 appearances (20 starts) for a 2.73 ERA (32 ER, 105.2 IP) and earning his first-career MiLB.com Organization All-Star honors following the season.
- Began the season with Fort Wayne, working primarily in a starting role...in 14 appearances (12 starts), he went 5-2 for a 2.63 ERA (18 ER, 61.2 IP) with a .202 opponent clip and 1.18 WHIP...in his 12 starts, he was 4-1 with a 2.70 ERA at the Single-A level.
- While with the TinCaps, the right-hander had reverse splits, holding left-handed batters to just a .194 clip (26-for-134) and right-handed hitters to a .213 average (19-for-89).

RYAN BERGERT



- Held opponents to a .204 average overall (77-for-378) and fanned 126 of his 431 batters faced.
- Promoted to the Double-A level on July 14, where he remained for the rest of the season...for the Missions, he made 9 appearances (8 starts) for a 2.86 ERA.
- His 1.14 WHIP with the Missions marked his best with a single team in a season (besides his .081 WHIP with Rookie-Level ACL Padres in 2021).
- Of Bergert's 177 batters faced for the Missions, he allowed just one home run.
- Struck out 51 batters while allowing just 18 free passes in his 9 appearances with San Antonio.
- Started Game 2 of the Texas League semifinals and was tagged with the loss in the Missions' 7-4 defeat vs. Amarillo, allowed 2 ER on 3 hits and 3 BB with 2 SO across 3.2 IP in SA's 7-4 defeat.

- Left-handed batters hit .302 (60-for-199) against him, while righties hit .281 (64-for-228)...when pitching with runners in scoring position, opposing batters hit .302 (32-for-106) against him on the year.

2021

- Made his professional debut in his first competitive outings since undergoing Tommy John surgery, making 7 appearances (3 starts) for the Rookie-Level ACL Padres, and pitching to a perfect 0.00 ERA (0 ER, 11.0 IP).
- His 2 runs allowed in his season were both unearned, and opponents hit just .081 (3-for-37) against him.
- He owned a 0.27 WHIP and struck out 14 batters while not allowing a single walk.
- Lefties hit just .059 (1-for-17) against him, while right-handed batters hit .100 (2-for-20).

2022

- Spent the entirety of his first full professional season with Single-A Fort Wayne, making 24 appearances (all starts) with a 4-10 record and 5.84 ERA (67 ER, 103.1 IP).
- After holding opposing batters to a .081 average (3-for-37) in his 7 appearances with Rookie-Level ACL Padres in 2021, opponents hit .290 (124-for-427) against him in 2022.
- His 24 appearances and 129 strikeouts were both a season high in his young career, and his 5.84 ERA also marked the highest in a single campaign.
- Posted a 2.93 ERA (5 ER, 15.1 IP) in 4 April starts to begin the season, but he proceeded to post a 7.48 ERA (18 ER, 21.2 IP) in 5 May outings.
- Went winless in the first half of the 2022 season (0-5 in 12 starts), but he went 4-5 in 12 second-half starts.

PERSONAL

- Married Julia on November 23, 2024 in Dennison, Ohio, 4 days after being added to the Padres' 40-man roster...the couple got engaged on February 5, 2023.
- Son of Todd and Kim Bergert, and he has a brother.
- Attended GlenOak High School in Canton, Ohio, where he played basketball and baseball...as a senior in 2019, he went 4-2 with a 3.19 ERA and 66 strikeouts over 37 innings.
- Attended West Virginia University where he played baseball and majored in sport management...in his sophomore season in 2020, was named to the Academic All-Big 12 First Team and posted a 2.92 ERA in 24.2 innings.
- Underwent Tommy John surgery following the 2020 season, and he did not pitch in 2021, getting selected by the Padres in the 6th round of the 2021 First-Year Player Draft.


RYAN BERGERT CAREER PITCHING

Season	Team	Level	W	L	ERA	G	GS	CG	SV	SVO	IP	H	R	ER	HR	HB	BB	SO	WHIP	AVG	AB	WP	GDP	TBF	NP-S
2021	A-PAD	ROK	1	0	0.00	7	3	0	1	1	11.0	3	2	0	0	0	0	14	0.27	.081	37	0	1	37	65 - 65
2022	FW	A+	4	10	5.84	24	24	0	0	0	103.1	124	69	67	18	1	42	129	1.61	.290	427	3	2	472	1929 - 1236
2023	FW	A+	5	2	2.63	14	12	0	0	0	61.2	45	18	18	3	2	28	75	1.18	.202	223	4	2	254	1013 - 641
2023	SA	AA	1	2	2.86	9	8	0	0	0	44.0	32	16	14	1	2	18	51	1.14	.206	155	2	8	177	708 - 444
2023	2 Teams	Minors	6	4	2.73	23	20	0	0	0	105.2	77	34	32	4	4	46	126	1.16	.204	378	6	10	431	1721 - 1085
2024	SA	AA	2	10	4.78	23	23	0	0	0	98.0	99	59	52	7	4	33	87	1.35	.268	369	1	7	417	1644 - 1079
Career	3 Teams	Minors	13	24	4.27	77	70	0	1	1	318.0	303	164	151	29	9	121	356	1.33	.250	1211	10	20	1357	5359 - 3465

CAREER TRANSACTIONS

OPTIONS USED: 0/3

2021 Signed by SD as a 6th-round selection in the First-Year Player Draft, August 12



XANDER BOGAERTS

Height: 6-2 Bats: R
Weight: 224 Throws: R

2
INF

[BOH-garts]
@XanderBogaerts
@thexman2

Full Name	Xander Jan Bogaerts
Date of Birth	October 1, 1992 in Oranjestad, Aruba
Current Residence	San Nicolas, Aruba
2025 Opening Day Age	32
MLB Service Time	11.042
MLB Debut	August 20, 2013 @ SF (with BOS)
How Obtained	Signed as a Major League free agent on December 9, 2022
Contract Status	Signed through 2033

QUICK HITS

FIRST WEALTH IS GOOD HEALTH Last season, landed on the 10-day IL from May 21 to July 12 (47 G) after sustaining a left shoulder fracture on May 20 @ ATL diving to stop a ground ball hit by Ronald Acuña Jr in the bottom of the 3rd in Game 1 of the DH. Entered 2024 having completed his 5th consecutive season without being placed on the Injured List due to an injury (2019-23, not counting his stint on the COVID IL in '21). Prior to 2024, his last stint on the IL was back in 2018 when he missed 15 games in April with a left ankle injury.

DECADE OF DUES Aug. 20, 2023 marked 10 years of MLB service time for Bogaerts. From 2016-23, he led all Major League shortstops in hits and doubles, ranked 2nd in walks and 6th in home runs.

ARUBA, ARUBA! Bogaerts is the 6th Aruban to play in Major League Baseball, joining Sidney Ponson, Calvin Maduro, Gene Kingsale, Radhames Dykhoff and Chadwick Tromp. Played for Netherlands in the 2013, 2017 and 2023 World Baseball Classics. In 2011, after winning the gold medal in the Baseball World Cup, was inducted into the Knights Order of Orange-Nassau by the Governor of Aruba.

FAMILY OF ATHLETES Has a twin brother, Jair, who also played in the Red Sox organization. Both Xander and Jair signed with Boston out of Aruba in 2009. In 2012, Jair was traded to the Cubs to finalize the compensation for Theo Epstein.

MULTI-LINGUAL Speaks four languages: English, Spanish, Dutch, and Papiamentu (the latter two being Aruba's official languages).

COME A LONG WAY Signed with the Red Sox as an international free agent at 16 years old on August 23, 2009. Made his Major League debut in 2013 at only 20 years old.

2024 SEASON

- Concluded his 12th Major League season and 2nd with the Padres, posting a .299 average from July 12 through the end of the season that ranked 9th in the NL during the 64-game span.
- On the season, slashed .264/.307/.381 (.688 OPS) with 15-2B, 1-3B, 11 HR and 44 RBI with 28 BB against 79 SO.
- Entering 2024, was named as the team's starting second

ACCOLADES

2x World Series Champion (2013 & '18 with BOS)

4x AL All-Star (2016, '19, '21, '22 with BOS)

5x Silver Slugger Award Winner (2015, '16, '19, '21, '22 with BOS)

All-MLB First Team (2019 with BOS, SS)

2x AL Player of the Week (July 8, 2018 & Sept. 4, 2022 with BOS)

2x Red Sox Jackie Jensen Spirit Award (2016, '17)

2x Thomas A. Yawkey Red Sox MVP (2015, '19)

basemen after spending his previous 11 seasons at shortstop....in 85 games at second (all starts), turned in a .981 fielding percentage (6 E/320 TC) across 735.2 innings...saw increased time at short after Ha-Seong Kim was placed on the 10-day IL on Aug. 20 (retro: Aug. 19) with right shoulder inflammation...concluded the regular season logging 17 of his 20 total games at shortstop, where he posted a .952 fielding percentage (3 E/63 TC) in 152.0 innings.

- Sustained a left shoulder fracture on May 20 @ ATL diving to stop a ground ball hit by Ronald Acuña Jr in the bottom of the 3rd in Game 1 of the DH...was placed on the 10-day IL on May 22 (retro May 21) until July 12 (47 games).
- His 13 stolen bases ranked 3rd on the team (Kim 22 SB, Merrill, 16 SB) and tied with his 2016 total for the 3rd most in his career, trailing his 2023 (19 SB) and 2017 (15 SB) totals.
- Increased his rate of extra bases taken from 38% in 2023 (lowest of career) to 58% in 2024, which ranked as the 4th-highest rate of his career, trailing 2020 (79%), 2015 (69%) and 2016 (63%).
- Logged 5 RBI across his last 7 games of the regular season... had 17 XBH (9-2B, 1-3B, 7 HR) and 29 RBI in his last 56 G.
- Posted 23 multi-hit efforts in his final 71 games, where he hit .301 with 29 runs, 9-2B, 1-3B, 9 HR and 33 RBI.
- Collected a hit in 44 of his final 61 games (19 of which were multi-hit G), including a season-best hitting streak of 10 games from July 20-31 (longest since an 11-game streak from Sept. 23, 2023 to March 28, 2024).
- Ranked in the 90th percentile of all Major Leaguers by squaring up 30.7 percent of pitches put in play.
- Of all balls put in play, Xander hit 58.9% to the center of the

XANDER BOGAERTS



field, which trailed just his 62.5% clip from his rookie season in 2013.

- Sept. 14 @ SF, connected w/ his 10th HR of the year, marking his 9th consec. season w/ 10+ HR and 10th overall across his 12 ML seasons...joined 12 other infielders to accomplish the feat since his rookie campaign in 2013...also, joined teammate Manny Machado as 1 of 8 current infielders to log 9 consec. seasons with 10+HR from 2016 to 2024.
- After being reinstated off the 10-day IL July 12, logged multi-hit efforts in 11 of his 1st 18 games back (T-2nd most in NL) through Aug. 7, including 4-consec. games from July 20-24... it marked the 2nd time this season he logged 3+ consec. games w/ multiple hits and was the 1st time since Sept. 15-20, 2023 (6-consec. games) he had tallied 4+straight games of the kind...additionally, it T-3rd longest streak of the kind in his career, with his longest being 9 consec. games from Aug. 28-Sept. 5, 2022 w/ BOS.
- July 26-27 @ BAL marked his 10th career instance (1st since 2022) of consec. games with 3+hits and was 1 shy of his career-long stretch of 3-consec. games from May 2014.
- Connected w/ a career-tying, 3 XBH on July 27 @ BAL for the 1st time since June 16, 2021 @ ATL w/ BOS (8th time in career).

- Posted a season-best hitting streak of 10 games from July 20-31 (longest since 11 games from Sept. 23, 2023 to March 28, 2024).

POSTSEASON: In his 6th career Postseason and 1st since 2021 w/ BOS, logged an RBI in 3 consec. contests (4 RBI) to begin the NLDS v. LAD, which tied his career Postseason streak of the kind (other: Oct. 9, 2017 to Oct. 6, 2018 w/ BOS, 3 RBI).

- Collected hits in 3 of the 7 games at a .167 clip with 1-2B, 1 HR and 4 RBI from Game 1 of the NLWC vs. ATL to Game 5 of the NLDS vs. LAD.
- Connected with his 6th career Postseason HR in the top of the 8th inning during Game 2 of the NLDS @ LAD to help propel the team to a 10-2 victory (1st Postseason HR since Oct. 19, 2021 vs. HOU in Game 4 of the ALCS w/ BOS).
- Began his NLDS run logging his 5th career multi-RBI Postseason game in G1 on Oct. 1 at Dodger Stadium (1st since Oct. 19, 2021 vs. HOU w/ BOS in Game 4 of the ALCS).

2023

- In his first season with San Diego (11th MLB season), was selected as a Silver Slugger Award finalist at SS after

XANDER BOGAERTS



slashing .285/.350/.440 with 31 2B, 2 3B, 19 HR, 58 RBI and a career high 19 SB.

- Ranked among team leaders in AB (596, 1st), hits (170, 1st), average (1st), games (155, 2nd), 3B (2nd), total bases (233, 2nd), multi-hit games (41, T-2nd), OBP (3rd), SB (3rd), XBH (52, 3rd), 2B (T-3rd), runs (83, 4th), HR (T-4th), BB (56, 4th), SLG (4th) and RBI (5th).
- Also finished the season ranking among the top NL infielders in average (.285, 3rd), hits (170, T-6th), OBP (.350, 7th), games (155, T-7th) and AB (596, T-8th).
- Has now tallied 30+ 2B in 8 of his 11 seasons, which ties for the 4th-most seasons of a kind through a player's 1st 11 seasons...his 8 seasons of 30+ doubles ties for 4th-most among active players at the end of 2023 and the most since 2015, when he recorded his 1st 30-2B season.
- Logged the total of his time in the field at shortstop, posting a .985 fielding percentage (8 E/543 TC) across 146 games (all starts) in 1285.2 innings...also appeared in 9 games (8 GS) at DH.
- Among MLB shortstops, ranked in the top 10 in fielding percentage (.985, 6th), assists (368, 6th), innings (7th),

TC (543, 8th), games (10th), game started (10th), PO (167, 10th), double plays turned (64, 10th) and assists per 9 (2.58, 10th)...also tied for the 3rd-fewest errors alongside TOR's Bo Bichette (min. 1,000.0 innings).

- Successful in 19 of his 21 steals on the base paths, making his 90.5 SB percentage the 5th-best mark for a single season in Padres' franchise history...he also tied with Bip Roberts (1995) for the 2nd-fewest CS (2) among the top 5 in the category, trailing just Trent Grisham's 1 CS in 11 attempts during the abbreviated 2020 season.
- Was the only Major League player to reach base in 30 consecutive games to start the season (.392 OBP) - hit .304 (34 -for-112) with 4 2B, 6 HR and 13 RBI during the span...the streak ultimately T-5th longest in the Majors in '23...it also set the new franchise record for longest OB streak to begin a season, surpassing Bobby Brown's 29 consecutive games (1983, did not begin his season until July 31) and Tony Gwynn's 28 consecutive games to begin the 1999 season.
- Amidst his 30-game on-base streak, amassed a season-long, 11-game hitting streak from April 7-17...hit .364 (16-for-44) with 1 HR, 3 RBI and 1 SB.
- On April 29 vs SF in Mexico City, became the 3rd player

XANDER BOGAERTS



in MLB history to homer in a regular season game in 4+ countries or territories, joining Tony Clark and Michael Brantley (Sarah Langs)...if you don't count Puerto Rico (a US territory), Bogaerts is the first to homer in 4 distinct countries.

- July 20 @ TOR, reached 1,500 career hits, trailing Elvis Andrus (2,091 H) for most hits among active SS.
- In August, Bogaerts joined 6-7 percent of Major League players to collect 10 years of MLB service time.
- Sept. 9 @ HOU, compiled a career-long, 7-game XBH streak (5 2B, 2 HR), becoming just the 5th Padre to accomplish the feat, joining teammate Fernando Tatis Jr. (2020), Brian Giles (2005) and Phil Nevin (2005, 2001), and was 1 game shy of tying Nate Colbert's franchise record of 8-consecutive games of the kind from April 24-30, 1969.
- His 6-game stretch of multiple hits from Sept. 15 -20 tied for his 2nd-longest streak of the kind (career long: 9 G, Aug. 28 - Sept. 5, 2022).
- Also collected a hit in 15 of his last 17 games, going 28-for-69 (.406) with 5 2B, 2 3B, 2 HR and 9 RBI with multiple hits in 10 of those contests.
- Reached base in 27 of his last 28 games, including a 19-game on-base streak (8th-longest of career) from Aug. 30-Sept. 20, which trailed just his 30-game stretch to begin the year.
- Connected with at least 1 XBH in 13 of his last 25 games, including 10 2B, 2 3B, 4 HR and 13 RBI...his 16 XBH during the span T-3rd in the Majors, while his .424 average paced all of MLB.
- Capped his 2023 campaign with an 8-game hitting streak from Sept. 23 to Oct. 1...hit .355 (11-for-31) with a 2B, 3B, 5 RBI and 1 SB.
- Concluded September slashing .416/.451/.673 with 10 2B, 2 3B, 4 HR, 13 RBI and 6 SB...since his rookie season in 2013, he ranks among the top Major Leaguers during the month of September in hits (4th, 291), runs (6th, 167) and average (7th, .311).
- Represented Team Netherlands in the World Baseball Classic, his 3rd time participating in the event, where he hit .267 (4-for-15) with a double, HR and 1 RBI in 4 games.

2022

- 2022 marked Xander's 10th Major League season...led the Red Sox in hits (171), AVG (.307), OBP (.377), walks (57), and runs scored (T-1st, 84).
- Joined Nomar Garciaparra (5) as the only Red Sox shortstops to be selected to as many as 4 All-Star Games.
- Set Red Sox records at shortstop for most games played (1,192), most starts (1,179), and most Opening Day starts (9), surpassing Everett Scott in each category.
- Joined Mookie Betts and Freddie Freeman as the only 3 players with an .825+ OPS in each season from 2018-22,

and he's 1 of just 7 shortstops to post at least 5 consecutive seasons with an .825+ OPS in the Modern Era.

- Became 1 of 26 players in MLB history with 150+ home runs and 300+ doubles before turning 30 years old.
- Earned his 5th career Louisville Silver Slugger award (also: 2015-16, 2019, 2021), and was a Gold Glove Award finalist, setting career bests in defensive runs saved (4), ultimate zone rating (4.9) and outs above average (5).
- Named AL Player of the Week for Aug. 28-Sept. 3, his 2nd career time receiving the honor (also: July 8, 2018).
- Played at least 150 games for the 4th time (also 2015, '16, and '19) and completed his 4th consecutive season without being placed on the IL due to an injury (2019-22)...was on the COVID-19 IL in '21.
- Was 1 of 2 Sox players to hit at least .300 with RISP (min. 100 PA; also Kiké Hernández)...Bogaerts batted .301 (46-for-153) with 65 RBI in such situations.
- Hit .307 with a .833 OPS...was 1 of 11 qualified hitters to post a .295+ AVG and .825+ OPS in '22...BOS' Rafael Devers also did so (.295/.879), and the only other teammates to do so were HOU's Jose Altuve and Yordan Alvarez.
- Led the American League in batting vs. LHP in AVG (.376) and OBP (.469), trailing only STL's Paul Goldschmidt for the best mark in the majors in each category (.411/.515).
- Was 8-of-10 in stolen base attempts, with his 8 trailing just Trevor Story's 13 for the most on the ballclub.
- Joined Rafael Devers and J.D. Martinez as the Red Sox representatives in the 2022 All-Star Game in Los Angeles... Xander was voted a reserve by the player ballot.
- Bogaerts and Rafael Devers made 581 starts as a SS/3B combo, 2nd most in Red Sox history (behind Freddy Parent and Jimmy Collins, who started 697 games as a duo)... Bogaerts and Devers are the only SS/3B combo in Red Sox history to each be named All-Stars in the same season multiple times...only 2 other times have the Red Sox had a SS/3B combo represent them at the All-Star Game: Nomar Garciaparra and Shea Hillenbrand in 2002 and Eddie Bressoud and Frank Malzone in 1964.
- On April 8 @ NYY, set the Red Sox franchise record for most Opening Day starts at SS (9; 2014-22), surpassing Everett Scott's 8 at the position from 1914-21...became the 9th player to make at least 9 consecutive Opening Day starts for the Sox at a single position.
- Reached base safely in 26 consecutive games from April 29-May 28 (.376 OBP).
- Tied a Red Sox record by recording multiple hits in 9 consecutive games from August 28-September 5, batting .541 during that span...the streak was the longest in MLB during 2022, and the longest since TOR's Lourdes Gurriel Jr. collected multiple hits in 11 consecutive games in July 2018.

XANDER BOGAERTS

2021

- Led Red Sox position players in fWAR (5.2) and was tied for the team lead in bWAR (4.9).
- Voted the AL's starting shortstop for the All-Star Game, his 2nd career start and 3rd selection.
- Led AL shortstops in OBP (.370), SLG (.493), and OPS (.863)...hit at least 20 HR for the 4th time (23), and ranked among the AL's top 15 in AVG (8th, .295), OBP (7th, .370), OPS (15th, .863), and doubles (T-13th, 34).
- Was the only AL player to qualify for the batting title and record an .850+ OPS in each of the last 4 seasons (.883, .939, .867, .863)...the only other players to do so were Bryce Harper, Freddie Freeman, and Mookie Betts.
- At Fenway Park, hit .316 with 15 HR and a .937 OPS...ranked 6th in the AL and 12th in MLB in home OPS.
- Hit 6 home runs in 17 games from April 20-May 4, his most in any 17-game span during his career.
- Played in his 1,000th career game on May 6 vs. DET...became the 30th player to reach that mark with the Sox.
- On August 31 @ TB, recorded an RBI single in the 1st inning but was removed from the game after the top of the 2nd... Placed on the COVID-19 IL the following day and missed 8 games...reinstated on September 10.

POSTSEASON: Started each of the Sox' 11 Postseason games at shortstop, batting .261 (12-for-46) with an .833 OPS, 3 HR and 6 RBI...became the 2nd Red Sox shortstop to hit 3+ HR in a single Postseason, joining Nomar Garciaparra (4 in 1999)...reached base safely in each of the Sox' first 9 games (.395 OBP), spanning the Wild Card Game through Game 4 of the ALCS vs. HOU.

2020

- In the pandemic-shortened season, started 53 of the Red Sox' 60 games (SS-52, DH-1) and led Boston in SLG (.502), OPS (.867), and steals (8- for-8)...also tied for the team lead in HR (11) and runs (36).
- Ranked 2nd on the team in AVG (.300), OBP (.364), hits (tied, 61), total bases (102) and RBI (28).
- Hit .300-or-better for the 3rd time in his career: .300 in 2020, .309 in 2019 and .320 in 2015...posted at least a .500 SLG and .850 OPS for the 3rd consecutive season.
- Finished with 368 career XBH, 6th-most by a Red Sox before turning 28 (Jim Rice-422, Carl Yastrzemski-409, Mookie Betts-394, Ted Williams-387, Tris Speaker-386).

2019

- Completed his 7th ML season and did not turn 27 years old until October 1.
- In 155 games, hit .309 (190-for-614) with a .939 OPS, 33 HR, 52 doubles, 117 RBI, and 110 runs scored...led the Red Sox in RBI (117) and OPS (.939), while setting career highs in RBI,

doubles (52), HR (33), XBH (85), BB (76), OBP (.384), SLG (.555) and OPS.

- According to FanGraphs, ranked 10th in the Majors in WAR (6.8), including 1st among Red Sox, 2nd among shortstops, and 8th among position players.
- Replaced Hunter Pence (injury) on the AL All-Star Game roster as a reserve...was his 2nd All-Star Game, having also started for the AL at shortstop in 2016.
- Joined Alex Rodriguez as the only shortstops in MLB history with 30+ HR and 50+ doubles in a season...is 1 of only 25 players ever to reach those totals in a season, and 1 of 3 Red Sox (also David Ortiz and Rafael Devers)...was 1 of only 5 players to start 150+ games at SS (153).
- Reached career milestones of 100 HR, 500 RBI, 500 runs scored, and 1,000 hits...became 1 of only 22 players to reach all of those totals for the Red Sox.
- Became only the 33rd player to debut since 1900 to have 100+ HR and 1,000+ hits prior to turning 27 years old (source: Elias).
- Was 1 of only 10 players in Red Sox history to record 50+ doubles in a season...ranked 2nd in the AL with 85 XBH, tied for the most in a season by a Red Sox SS (also:Nomar Garciaparra in 1997 and 2002).
- Became only the 10th shortstop ever with 100+ RBI in consecutive seasons (last: Miguel Tejada, 2000-04).
- Was the Red Sox' nominee for MLB's Hank Aaron Award, which recognizes the most outstanding offensive performer in each league.

2018

- Won his second World Series title with the Red Sox...he's the only player that was on the club's active roster for both titles in 2013 and '18.
- Finished 13th in the BBWAA's AL MVP voting.
- Ranked among AL leaders in RBI (T-5th), doubles (5th), XBH (11th), AVG (16th), OBP (15th), SLG (8th), and OPS (6th)...71 of his 148 hits (48.0%) went for extra bases.
- Was 1 of 16 players to record 100+ RBI in '18, ranking 5th in MLB in AB/RBI ratio (4.98)...was 1 of only 4 players in that group to also have 40+ doubles.
- Became only the 2nd Red Sox shortstop to hit 20+ HR and 40+ doubles in a season, joining Nomar Garciaparra (1997, 1999-2000, 2002).
- Became one of six Red Sox shortstops ever to record 100+ RBI in a season, joining Nomar Garciaparra (1998-99, 2002-03), John Valentin (1995), Rico Petrocelli (1970), Vern Stephens (1948-50) and Joe Cronin (1937, '39-40).
- Among ML shortstops, ranked 2nd in OBP, 4th in SLG, 3rd in OPS, 4th in RBI, 6th in HR and 6th in AVG.
- Led MLB with 3 grand slams...became the 11th Red Sox player to hit 3+ grand slams in a season, 1 shy of the club

XANDER BOGAERTS



record (Babe Ruth, 4 in 1919).

- Owned MLB's 5th-highest OPS with RISP (1.130), as well as the 10th-highest AVG (.342; 51-for-149).
- Went 9-for-15 (.600) with 6 XBH with the bases loaded...hit .269 with a .402 OBP vs. LHP (29-for-108, 1 HR), and .294 with a .901 OPS vs. RHP (119-for-405, 22 HR).
- Started at SS for the Red Sox on Opening Day for the 5th consecutive season (2014-18).
- Placed on the 10-day Injured List with a left ankle injury on April 9...reinstated on April 27, missing 15 games.
- Named AL Player of the Week for the period July 2-8, his 1st time ever earning the weekly honor.

POSTSEASON: Started each of the Red Sox' 14 Postseason games and hit safely in 11 of them, including each of the first 8, going 13-for-58 (.224) with 7 RBI...homered in Game 2 of the ALDS vs. NYY.

2017

- In his fourth full ML season, hit .273 (156- for-571) with a .343 OBP and set career highs in triples (6) and steals (15).
- Battled a right hand injury throughout the 2nd half of the

season after being hit by a pitch on July 6 at TB...in 80 games up to that point, was slashing .308/.363/.455 with 41 RBI.

- Served as the Sox' leadoff hitter 28 times, including in each of his final 17 appearances...in that role, hit .309 with a .406 OBP (34-for-110, 16 BB, 15 SO).
- Was 1 of 5 AL players named to the Esurance MLB All-Star Game Final Vote ballot.
- In his first 31 games through May 12, batted .350 (42-for-120) with a .405 OBP.
- Hit 2 triples on May 17 at STL, becoming the 1st Red Sox SS in 70 years with multiple triples in a game (last: Johnny Pesky on July 20, 1947-G2 at STL).
- Did not homer in his first 41 games of the season through May 24, then hit 6 HR in 38 games from May 25-July 5... recorded his 1st career multi-HR game on June 18 at HOU.

POSTSEASON: Started at shortstop in all 4 ALDS games vs. HOU...went 1-for-3 with a HR and 2 R in Game 4.

2016

- Earned his 1st All-Star selection and his 2nd consecutive Silver Slugger Award.

XANDER BOGAERTS

- Won the Boston BBWAA's Jackie Jensen Hustle Award, presented to a Red Sox player for spirit & determination.
- Became the 1st player in Red Sox history to earn multiple Louisville Slugger Silver Slugger Awards at SS...was the 1st Red Sox INF to win a Silver Slugger in consecutive seasons since Wade Boggs (1986-89).
- Named to 3rd Opening Day roster at only 23 years old.
- Ranked T-7th in the Majors with 192 hits...led the AL with 81 hits in 2-strike counts.
- Hit 21 HR, more than he had in his first 3 ML seasons combined (20)...led AL shortstops in hits and runs.
- Became the 1st player in Red Sox history to homer 20 times in a season as a SS before turning 24 (source: ELIAS).
- Recorded his 100th hit of the season on June 19 vs. SEA... became the 1st player with 100+ hits through 68 team games since Ichiro Suzuki (103) and Matt Holliday (100) in 2007.
- Selected to start the 87th MLB All-Star Game at SS via the fan ballot on July 11 at Petco Park (1-for-2, 2B)...joined Mookie Betts as the 3rd pair of teammates—each age 23 or younger—to start the All-Star Game (source: ELIAS)...the others to do that were Ted Williams (LF) and Bobby Doerr (2B) of the 1941 Red Sox, and the Angels' Jim Fregosi (SS) and Dean Chance (P) in 1964.

POSTSEASON: Started each of the Red Sox' 3 ALDS games at SS.

2015

- Won the AL Silver Slugger Award at SS after finishing 2nd in the AL with both a .320 AVG (5th in MLB) and 196 hits (3rd in MLB).
- Led the Red Sox with 156 games, 613 AB, and 231 times on base...played all 156 games at SS (154 starts), marking the most games and starts at SS by a Red Sox since 2003 (Nomar Garciaparra, 156 G - 155 GS).
- Named a finalist for the AL Rawlings Gold Glove Award at SS...his 196 hits ranked 3rd in MLB behind only MIA's Dee Gordon (205) and HOU's Jose Altuve (200)...were the most ever hits by a Red Sox in an age-22 season or younger, passing Ted Williams in 1940 (193).
- After the season, named the SS on The Sporting News' AL All-Star Team.
- Named team MVP by the Boston chapter of the BBWAA (Thomas A. Yawkey Award), the first Red Sox SS to be recognized since Nomar Garciaparra in 1998.
- Was the youngest Red Sox ever to earn a Silver Slugger Award at any position (turned 23 in October) and the youngest AL SS since Alex Rodriguez in 1998.
- His .320 AVG trailed only Miguel Cabrera (.338) in the AL... marked an 80-point improvement over 2014 (.240).
- Batted an ML-best .341 (116-for-340) in 80 games as the No.

3 hitter in the lineup (min. 150 PA).

2014

- Played a team-high 144 games in his 1st full ML season at age 21...made 98 starts at SS and 44 at 3B
- Bogaerts' 144 games and 594 PA in 2014 were both the most among Major Leaguers age 21-or-younger that season, and the most by a Red Sox that young since Tony Conigliaro in 1966 (150 G, 628 PA)...since 1920, the only other Red Sox aside from Bogaerts and Conigliaro with that many PA in a season at age 21-or-younger was Ted Williams (675 PA in 1939, 661 PA in 1940)...Bogaerts' 12 homers in 2014 were the most in a season by a Red Sox at age 21-or-younger since Conigliaro (24 in 1964, 32 in 1965, 28 in 1966)...the only other Red Sox ever with that many homers in a season before turning 22 were Williams (31 in 1939, 18 in 1940), Bobby Doerr (12 in 1939), and Rafael Devers (21 in 2018).
- Hit .266/.333/.391 as a SS and .182/.217/.300 as a 3B.
- Placed among AL rookie leaders in hits (3rd, 129), XBH (T-3rd), total bases (3rd, 195), 2B (3rd, 28), BB (T-3rd, 39), runs (4th, 60), HR (5th, 12), and RBI (5th, 46).
- Served as Boston's everyday SS through June 1...shifted to 3B on June 2 when Stephen Drew was recalled...returned to SS following Drew's July 31 trade to NYY.
- On March 31 @ BAL, became Boston's youngest Opening Day SS in a century (21-year-old Everett Scott in 1914).
- Hit 1st career HR at Fenway Park on May 17 vs. DET...was the youngest Red Sox player to go deep at Fenway since Jim Rice in 1974 at 21 years old.
- His 89 times on base through the end of May were the most ever by a Red Sox rookie and most by an AL rookie since SEA's Ichiro Suzuki (97 times in 2001).

2013

- Made his Major League debut on August 20 @ SF and played in 18 regular season contests before appearing in 12 of BOS' 16 Postseason games, en route to the 2013 World Series title.
- Named *Baseball America's* Red Sox Minor League Player of the Year and the Greg Montalbano Award as Red Sox Minor League Player of the Year from Boston Baseball Writers.
- Named *USA Today Sports'* Minor League Player of the Year and tabbed the SS on Baseball America's Minor League All-Star First Team.
- Selected to BOS' active roster on Aug. 19 and made 12 regular season starts between SS (6 GS) and 3B (6 GS).
- Made ML debut with a start at SS on Aug. 20 @ SF (went 0-for-3)...at 20 years and 323 days old, was BOS' youngest position player to appear in a game since Dwight Evans (debuted at 20 years, 318 days old on September 16, 1972).

XANDER BOGAERTS



- Was the Sox' youngest SS since Luis Alvarado in 1969 (20 years old) and the club's youngest player in a game overall since RHP Jeff Suppan in 1995 (20 years old).
 - Was the 3rd-youngest player to appear in a ML game in 2013 behind Bryce Harper and Jurickson Profar.
 - Singled off Brandon League in the 9th inning on Aug. 24 @ LAD for his 1st ML hit...recorded 1st XHBs on Sept. 7 @ NYY (2B, HR), including his 1st HR off Jim Miller in the 5th inning.
 - Split minor league season between Double-A Portland and Triple-A Pawtucket, combining to hit .297 (132-for-444).
 - At 20 years old, was the youngest player in the International League all season.
 - Started at SS for Team World in the XM All-Star Futures Game on July 14 at Citi Field (2-for-3, BB, R).
 - Invited to 1st ML Spring Training and was the youngest Red Sox in big league camp (20 years old).
 - Appeared in 7 World Baseball Classic games during Netherlands' run to the World Championship Round.
 - Following the season, ranked as BOS' No. 1 prospect and the best power hitter in the system for a 2nd straight season, according to *Baseball America*.
 - Also rated the No. 1 prospect in both the International League and the Eastern League.
- POSTSEASON:** Appeared in 12 of BOS' 16 postseason games en route to the 2013 World Series title...made 8 starts, all at 3B in the club's final 8 games.
- At 21 years and 22 days old in Game 1, became the 11th-youngest position player ever to start a World Series game... among the other 10, 5 are in the Hall of Fame (Freddie Lindstrom, Mickey Mantle, Travis Jackson, Ty Cobb and Willie Mays)...became the 2nd-youngest player ever to start each World Series game for a team that won it all; the only younger player was FLA's Miguel Cabrera (20 years old in 2003).
 - Was the youngest Red Sox position player ever to appear in a Postseason game (surpassed by Rafael Devers in 2017), and 3rd Red Sox to play in the Postseason at age 21-or-younger, joining Babe Ruth (20 in 1915, 21 in 1916) and Ken Brett (19 in 1967).
 - Pinch ran in the 9th inning in his Postseason debut in Game 3 of the ALDS at TB...came around to score the tying run on a Dustin Pedroia groundout, becoming the youngest Red Sox player ever to score a run in Postseason play (surpassed by Rafael Devers in 2017).
 - Drew a 7th-inning walk as a pinch hitter in ALDS Game 4 and scored the tying run on a wild pitch...T-1st among ALCS batters with 4 runs scored.
 - In ALCS Game 5, made 1st start in the Postseason at 3B...at 21 years and 16 days old, was the youngest Red Sox ever to start a Postseason game (surpassed by Rafael Devers in 2017).
 - Was the 3rd-youngest ALCS starter ever behind Claudell Washington (20y, 55d in Game 2 in 1974) and Bret Saberhagen (20y, 176d in Game 3 in 1984).

2010-12

- In **2012**, was honored as Red Sox Minor League Offensive Player of the Year and *Baseball America's* Red Sox Minor League Player of the Year...was also named to *Baseball America's* Minor League All-Star Second Team after splitting the season between High-A Salem and Double-A Portland, combining to hit .307 (146-for-476) in 127 games.
- In **2011**, reported to Single-A Greenville on June 9 and spent the rest of the season as the club's youngest player (18 years old)...he was named South Atlantic League Batter of the Week on August 1, and following the season, ranked by *Baseball America* as Boston's No. 2 prospect.
- in **2010** made his professional debut and was named Red Sox Latin Program Player of the Year and a DSL All-Star... Xander led the DSL Red Sox in AVG (.314), hits (75), HR (3), RBI (42), total bases (101), SLG (.423), and OPS (.819), and he and twin brother Jair each hit a grand slam for the DSL Red Sox on August 20 @ DSL Indians.

PERSONAL

- On November 8, 2013, after Xander helped the Red Sox win the World Series, he became the inaugural honoree on Paseo Herencia's Aruba Walk of Stars (similar to Hollywood's Walk of Fame)...during the dedication, then-Prime Minister Mike Eman called Xander an "exemplary role model for island youth."
- Wears number 2 because of Hall of Famer Derek Jeter.
- Participated in the Senior Little League World Series in Bangor, ME in 2009...graduated from Colegio Arubano High School in Aruba in 2009.
- His twin brother, Jair, who also played in the Red Sox organization...both Xander and Jair signed with Boston out of Aruba in 2009...in 2012, Jair was traded to the Cubs to finalize the compensation for Theo Epstein.
- Xander and Jair learned baseball from their uncle, Glenroy Brown...Xander would use a broomstick to hit almonds that grew in the family's backyard.
- 1 of 6 Aruban-born players in MLB history...Aruba is a former Dutch colony, but it is now its own country...Aruba is still part of the Kingdom of the Netherlands...in the 2013 and 2017 World Baseball Classics, Xander played for the Netherlands.
- Was knighted in 2011 by the governor of Aruba after helping Netherlands win a gold medal in the IBAF Baseball World Cup.

XANDER BOGAERTS

XANDER BOGAERTS CAREER BATTING

Season	Team	League	AVG	G	AB	R	H	2B	3B	HR	RBI	BB	SO	SB	CS	OBP	SLG	OPS	PA	HBP	SAC	SF	GIDP
2010	D-RSX	ROK	.314	63	239	39	75	7	5	3	42	30	37	4	5	.396	.423	.819	280	6	0	5	4
2011	GVL	A(Full)	.260	72	265	38	69	14	2	16	45	25	71	1	3	.324	.509	.833	296	2	0	4	4
2012	SAL	A(Adv)	.302	104	384	59	116	27	3	15	64	43	85	4	4	.378	.505	.883	435	5	1	2	8
2012	POR	AA	.326	23	92	12	30	10	0	5	17	1	21	1	1	.351	.598	.949	97	3	0	1	0
2012	2 Teams	Minors	.307	127	476	71	146	37	3	20	81	44	106	5	5	.373	.523	.896	532	8	1	3	8
2013	POR	AA	.311	56	219	40	68	12	6	6	35	35	51	5	1	.407	.502	.909	259	2	1	2	4
2013	PAW	AAA	.284	60	225	32	64	11	0	9	32	28	44	2	2	.369	.453	.822	256	2	1	0	8
2013	BOS	MLB	.250	18	44	7	11	2	0	1	5	5	13	1	0	.320	.364	.684	50	0	0	1	1
2013	2 Teams	Minors	.297	116	444	72	132	23	6	15	67	63	95	7	3	.388	.477	.865	515	4	2	2	12
2014	BOS	MLB	.240	144	538	60	129	28	1	12	46	39	138	2	3	.297	.362	.659	594	8	2	7	11
2015	BOS	MLB	.320	156	613	84	196	35	3	7	81	32	101	10	2	.355	.421	.776	654	3	3	3	16
2016	BOS	MLB	.294	157	652	115	192	34	1	21	89	58	123	13	4	.356	.446	.802	719	6	0	3	14
2017	BOS	MLB	.273	148	571	94	156	32	6	10	62	56	116	15	1	.343	.403	.746	635	6	0	2	17
2018	PAW	AAA	.667	1	3	1	2	1	0	1	1	0	0	0	0	.667	2.000	2.667	3	0	0	0	0
2018	BOS	MLB	.288	136	513	72	148	45	3	23	103	55	102	8	2	.360	.522	.882	580	6	0	6	14
2019	BOS	MLB	.309	155	614	110	190	52	0	33	117	76	122	4	2	.384	.555	.939	698	2	0	6	11
2020	BOS	MLB	.300	56	203	36	61	8	0	11	28	21	41	8	0	.364	.502	.866	225	0	0	1	3
2021	BOS	MLB	.295	144	529	90	156	34	1	23	79	62	113	5	1	.370	.493	.863	603	5	0	7	13
2022	BOS	MLB	.307	150	557	84	171	38	0	15	73	57	118	8	2	.377	.456	.833	631	10	0	7	14
2023	SD	MLB	.285	155	596	83	170	31	2	19	58	56	110	19	2	.350	.440	.790	665	7	0	6	21
2024	LE	A	.571	2	7	3	4	0	0	1	1	1	1	0	0	.625	.571	1.196	8	0	0	0	0
2024	ELP	AAA	.182	4	11	1	2	1	0	0	0	4	4	0	0	.400	.273	.673	15	0	0	0	0
2024	SD	MLB	.264	111	428	50	113	15	1	11	44	28	79	13	3	.307	.381	.688	463	1	0	6	13
2024	2 Teams	Minors	.333	6	18	4	6	1	0	0	1	5	5	0	0	.478	.389	.867	23	0	0	0	0
Career	2 Teams	MLB	.289	1530	5858	885	1693	354	18	186	785	545	1176	106	22	.352	.451	.803	6517	54	5	55	148
Career	7 Teams	Minors	.298	385	1445	225	430	83	16	55	237	167	314	17	16	.375	.491	.866	1649	20	3	14	28

WILD CARD

Season	Team	League	AVG	G	AB	R	H	2B	3B	HR	RBI	BB	SO	SB	CS	OBP	SLG	OPS	PA	HBP	SAC	SF	GIDP
2021	BOS	MLB	.500	1	2	2	1	0	0	1	2	2	1	0	0	.750	2.000	2.750	4	0	0	0	0
2024	SD	MLB	.000	2	7	0	0	0	0	0	0	0	0	0	0	.000	.000	.000	7	0	0	0	0
Career	2 Teams	MLB	.111	3	9	2	1	0	0	1	2	2	1	0	0	.273	.444	.717	11	0	0	0	0

DIVISION SERIES

Season	Team	League	AVG	G	AB	R	H	2B	3B	HR	RBI	BB	SO	SB	CS	OBP	SLG	OPS	PA	HBP	SAC	SF	GIDP
2013	BOS	MLB	.000	2	0	3	0	0	0	0	0	2	0	0	0	1.000	.000	1.000	2	0	0	0	0
2016	BOS	MLB	.250	3	12	1	3	0	0	0	0	0	4	0	0	.250	.250	.500	12	0	0	0	0
2017	BOS	MLB	.059	4	17	2	1	0	0	1	1	1	4	0	0	.111	.235	.346	18	0	0	0	0
2018	BOS	MLB	.294	4	17	2	5	0	0	1	2	1	1	0	0	.316	.471	.787	19	0	0	1	0
2021	BOS	MLB	.333	4	18	3	6	0	0	1	2	1	3	0	0	.368	.500	.868	19	0	0	0	1
2024	SD	MLB	.235	5	17	2	4	1	0	1	4	2	3	0	0	.316	.471	.787	19	0	0	0	0
Career	2 Teams	MLB	.235	22	81	13	19	1	0	4	9	7	15	0	0	.292	.395	.687	89	0	0	1	1

LEAGUE CHAMPIONSHIP SERIES

Season	Team	League	AVG	G	AB	R	H	2B	3B	HR	RBI	BB	SO	SB	CS	OBP	SLG	OPS	PA	HBP	SAC	SF	GIDP
2013	BOS	MLB	.500	4	6	4	3	3	0	0	0	3	1	0	0	.667	1.000	1.667	9	0	0	0	0
2018	BOS	MLB	.263	5	19	1	5	1	0	0	3	3	1	0	0	.364	.316	.680	22	0	0	0	1
2021	BOS	MLB	.192	6	26	2	5	2	0	1	2	2	10	0	0	.250	.385	.635	28	0	0	0	0
Career	BOS	MLB	.255	15	51	7	13	6	0	1	5	8	12	0	0	.356	.431	.787	59	0	0	0	1

XANDER BOGAERTS



WORLD SERIES

Season	Team	League	AVG	G	AB	R	H	2B	3B	HR	RBI	BB	SO	SB	CS	OBP	SLG	OPS	PA	HBP	SAC	SF	GIDP
2013	BOS	MLB	.238	6	21	2	5	0	1	0	2	1	8	0	0	.261	.333	.594	23	0	0	1	1
2018	BOS	MLB	.136	5	22	2	3	1	0	0	2	3	6	0	0	.240	.182	.422	25	0	0	0	2
Career	BOS	MLB	.186	11	43	4	8	1	1	0	4	4	14	0	0	.250	.256	.506	48	0	0	1	3

POSTSEASON (COMBINED)

Season	Team	League	AVG	G	AB	R	H	2B	3B	HR	RBI	BB	SO	SB	CS	OBP	SLG	OPS	PA	HBP	SAC	SF	GIDP
2013	BOS	MLB	.296	12	27	9	8	3	1	0	2	6	9	0	0	.412	.481	.893	34	0	0	1	1
2016	BOS	MLB	.250	3	12	1	3	0	0	0	0	0	4	0	0	.250	.250	.500	12	0	0	0	0
2017	BOS	MLB	.059	4	17	2	1	0	0	1	1	1	4	0	0	.111	.235	.346	18	0	0	0	0
2018	BOS	MLB	.224	14	58	5	13	2	0	1	7	7	8	0	0	.303	.310	.613	66	0	0	1	3
2021	BOS	MLB	.261	11	46	7	12	2	0	3	6	5	14	0	0	.333	.500	.833	51	0	0	0	1
2024	SD	MLB	.167	7	24	2	4	1	0	1	4	2	3	0	0	.231	.333	.564	26	0	0	0	0
Career	2 Teams	MLB	.223	51	184	26	41	8	1	6	20	21	42	0	0	.300	.375	.675	207	0	0	2	5

CAREER TRANSACTIONS

OPTIONS USED: 0/3

2009 Signed by BOS as an international free agent, August 23

2022 Signed by SD as a Major League free agent, December 9



JHONY BRITO

Height: 6-2 Bats: R
Weight: 224 Throws: R

[johnny BREE-toh]
@jhonybrito09

76

RHP

Full Name	Jhony Rafael Brito
Date of Birth	February 17, 1998 in Puerto Plata, Dominican Republic
Current Residence	Puerto Plata, Dominican Republic
2025 Opening Day Age	27
MLB Service Time	1.048
MLB Debut	April 2, 2023 vs. SF (with NYY)
How Obtained	Acquired from NYY in a 7-player trade on December 6, 2023
Contract Status	Signed through 2025

QUICK HITS

- In 2024 with SD, he made his 2nd consecutive Opening Day roster (also: 2023 w/ NY) and made a career-high 26 appearances across 2 separate stints with the Padres.
- Tossed 2.0+ IP in exactly half of his MLB outings (13 of 26) in '24 with SD, owning a 2.27 ERA (8 ER, 31.2 IP) and 1.11 WHIP when throwing 2.0+ IP.
- Acquired by SD from NYY in the 7-player trade that sent OFs Juan Soto and Trent Grisham to the Yankees on December 6, 2023.
- His 9 winning decisions in '23 with NYY were 6th-most among Major League rookies and matched the most by a Yankees rookie pitcher since Masahiro Tanaka won 13 games in '14 (Jordan Montgomery also won 9 games in '17).
- Became the 3rd Yankees pitcher in franchise history to record 3 starts with 1 run allowed-or-fewer in their first 4 career starts, and the first pitcher in franchise history to allow 3 hits-or-fewer in 4 of their first 5 career starts.
- Among all Yankees farmhands in '22, he ranked 2nd in wins (11), 5th in starts (23) and 6th in innings pitched (112.2).

2024 SEASON

- Made his 2nd consecutive Opening Day roster (also: 2023 w/ NY) and posted a career-high 26 appearances across 2 separate stints with the Padres.
- 25 of his 26 appearances came during his first stint from March 20 to June 23...optioned to Triple-A El Paso on June 24 and was recalled Aug. 10...tossed 2.1 scoreless innings Aug. 10 at MIA before being optioned back to ELP on Aug. 11.
- He tossed 2.0+ IP in exactly half of his ML outings (13 of 26), owning a 2.27 ERA (8 ER, 31.2 IP) and 1.11 WHIP when throwing 2.0+ IP.
- After allowing 6 ER (13.50 ERA) across his first 4 big league outings (4.0 IP), he allowed 14 ER across his final 22 app (39.2 IP - 3.18 ERA).
- Has walked 10 of his 185 batters faced, owning a 5.4 BB% that lead all Padres pitchers (min. 25 appearances).
- His four-seamer averaged 96.3 mph and ranked in the 84th percentile in fastball velocity league-wide, limiting the

ACCOLADES

Eastern League Pitcher of the Week (May 1, 2022 - Somerset)

South Atlantic League Pitcher of the Week (July 25, 2021 - Hudson Valley)

opposition to a .211 AVG (8-38) and just 2 XBH (1 2B, 2 HR) against the pitch.

- Had significant reverse splits, limiting LHH to a .187/.247/.360 slash line while RHH batted .357/.279/.408.
- Made 6 starts for El Paso in the hitter-friendly Pacific Coast League, going 0-2 with a 9.00 ERA (14 ER, 14.0 IP) and .349 AVG against...the Chihuahuas went 1-5 across his 6 starts.
- Placed on the 60-day IL September 22 with a right elbow strain, ending his season.

2023

- Saw his first Major League action with the Yankees, going 9-7 with 1 save and a 4.28 ERA (90.1 IP, 82 H, 47 R/43 ER, 28 BB, 72 SO, 14 HR) in 25 appearances (13 starts) over 5 stints with the club (March 30-April 2, April 8-May 20, June 21-27, July 31-Aug 6 and Aug 11-Oct 1).
- Opponents batted .244/.306/.435 (82-for-336, 14 HR); LH .263/.335/.436 (41-for-156, 6 HR); RH .228/.281/.433 (41-for-180, 8 HR).
- His 9 wins were 6th-most among Major League rookies and matched the most by a Yankees rookie pitcher since Masahiro Tanaka won 13 games in 2014 (Jordan Montgomery also won nine games in 2017).
- As a starter, went 3-6 with a 6.32 ERA (37 ER, 52.2 IP) in 13 starts...allowed 3 R-or-fewer in 8 of his 13 starts.
- In 12 relief appearances, went 6-1 with 1 save and a 1.43 ERA (6 ER, 37.2 IP), which ranked 1st among rookie relievers (min. 35.0 IP)...tossed at least 2.0 IP in 11 of his 12 relief appearances and at least 3.0 IP in 7 of those games.
- Went 2-4 with 1 save and a 5.94 ERA (24 ER, 36.1 IP) in 11 home games (7 starts)...was 7-3 with a 3.17 ERA (19 ER, 54.0 IP) in 14 road games (6 starts).
- Became the 3rd Yankees pitcher in franchise history to record 3 starts with 1R allowed-or-fewer in their first four career starts (Luis Gil, 3 such starts in 2021; Chase Whitley, 3 such starts in 2014).

JHONY BRITO



- Became the first pitcher in franchise history to allow 3 H-or-fewer in 4 of their first 5 career starts.
- Made the Opening Day roster and made his Major League debut on April 2 vs. SF, earning the win after tossing 5.0 scoreless innings (2 H, 1 BB, 6 K)...struck out his first batter faced — LaMonte Wade Jr. swinging — for his first Major League strikeout...was just the 12th Yankees pitcher in franchise history (and 5th since 1935) to toss at least 5.0 scoreless innings in his Major League debut.
- Earned the win in his 2nd career start on April 8 at BAL after allowing just 1 ER over 5.0 IP (3 H, 2 BB, 2 K)...became the first pitcher in Yankees history to throw at least 5.0 IP, allow 3 H-or-fewer and allow 1 R-or-fewer in each of his first 2 career Major League starts...also became just the 7th pitcher in Yankees history to toss at least 5.0 IP and allow 1 R-or-fewer in each of his first 2 career appearances...was just the 6th to do so as a starter (Cliff Markle made his first career appearance as a reliever)...also became the 15th starting pitcher in franchise history to win each of his first two career games and the first since Orlando Hernández in 1998.
- Took his first career loss on April 13 vs. MIN after allowing 7 ER in 0.2 IP (6H, 1BB, 0K, 1HR)...at the time, marked the shortest outing by a Yankees starter (not including openers) since Jameson Taillon on June 12, 2021 at PHI (0.1IP).
- Took the loss on April 29 at TEX despite allowing just 2 ER in 5.0IP (4 H, 1 BB, 5 K, 1 HR).
- Made his 1st career relief appearance and earned his 3rd win of the year on May 15 at TOR (5.1 IP, 6 H, 4R/1ER, 0 BB, 2 K).
- Tossed 5.2 scoreless innings to earn his 4th win of the year on June 21 vs. SEA (2 H, 1 BB, 3 K)...set a season high in innings pitched.
- Recorded the loss on June 27 at OAK despite allowing just 2 ER over a season-high-tying 5.2 IP (4 H, 2 BB, 2 K, 1 HR).
- Allowed a career-high 4 HR and recorded the loss on July 31 vs. TB (4.0 IP, 6 H, 5 ER, 0 BB, 4 K).
- Allowed just 1 ER in 5.0 innings of relief on Aug 12 at MIA.
- Allowed a season-high-tying 7R in his loss on Aug. 18 vs. BOS (2.1 IP, 9 H, 7R/6ER, 0 BB, 1 K, 1 HR)...his 9 H also

JHONY BRITO

marked a season high.

- Went 5-1 with a 1.40 ERA (4 ER, 25.2 IP) in his final 9 appearances of the season from Aug. 24-Oct. 1...held opponents to a .184 BA (16-for-87) over that span.
- Earned the win in 5 of his 7 games from Aug. 29-Sept. 26.
- Tossed at least 3.0 scoreless innings of relief and earned the win in back-to-back appearances from Aug. 29 at Detroit (3.1 IP, 2 H, 2 BB, 3 SO) and Sept. 2 at HOU (3.2 IP, 2 H, 1 SO).
- Posted a career-best 9.0 scoreless inning streak from Aug. 29-Sept 8.
- Recorded the win in back-to-back relief appearances on Sept. 12 (G1) at BOS (2.1 IP, 3 H, 1 BB, 2 SO) and Sept. 16 at PIT (3.0 IP, 3 SO).
- Earned his first career save on Sept. 22 vs. ARI (3.2 IP, 1 H, 1 ER, 3 K, 1 H, 1 HR, 1 HP).
- Earned his 9th win of the year on Sept. 26 at TOR after tossing 2.0 scoreless innings of relief (1 H, 1 BB, 1 SO).
- In 7 starts with Triple-A Scranton/Wilkes-Barre, went 2-2 with a 5.45 ERA (36.1 IP, 40 H, 23R/22ER, 16 BB, 33 SO, 8 HR).
- In 4 spring appearances (2 starts), went 2-0 with a 2.08 ERA (13.0 IP, 12 H, 5R/3ER, 0 BB, 10 SO, 1 HR).

2022

- Split the season between Double-A Somerset and Triple-A Scranton/Wilkes-Barre, combining to go 11-4 with a 2.96 ERA (112.2 IP, 95 H, 40R/37ER, 35 BB, 91 SO, 9 HR) in 26 appearances (23 starts).
- Among Yankees farmhands, ranked 2nd in wins, 5th in starts and 6th in innings pitched.
- Began the season with Double-A Somerset, going 5-2 with a 2.36 ERA (42.0 IP, 36 H, 14R/11ER, 11 BB, 38 K, 4 HR) in 8 starts...was named the Eastern League "Pitcher of the Week" for April 25-May 1 after allowing just 1 H over 7.0 scoreless innings on May 1 vs. Portland (W, 1 BB, 6 SO).
- Was promoted to Triple-A Scranton/Wilkes-Barre on June 1 and went 6-2 with a 3.31 ERA (70.2 IP, 59 H, 26R/ER, 24 BB, 53 SO, 5 HR) in 18 appearances (15 starts).
- Following the season, was named by Baseball America as having the "Best Control" among Yankees minor leaguers.
- Was added to the 40-man roster on Nov. 10.
- Also played for the Toros del Este in the Dominican Winter League, going 2-0 with a 3.52 ERA (7.2 IP, 7 H, 3R/ER, 0 BB, 10 SO, 0 HR) in 4 relief appearances.

2021

- Combined to go 7-7 with a 3.55 ERA (116.2 IP, 109 H, 59R/46ER, 21 BB, 118 SO, 10 HR) in 22 starts with High-A Hudson Valley and Double-A Somerset.
- Began the season with High-A Hudson Valley, going 4-4 with a 2.57 ERA (70.0 IP, 59 H, 31R/20ER, 12 BB, 73 SO, 2 HR) in 14 starts...was named the High-A East "Pitcher of the Week" for July 19-25 after tossing 6.0 scoreless innings and earning the win in his start on July 21 at Aberdeen with HV (3 H, 1 BB, 10 SO).
- Promoted to Somerset on Aug. 1 and went 3-3 with a 5.01 ERA (46.2 IP, 50 H, 28R/26ER, 9 BB, 45 SO, 8 HR) in 8 GS.
- Following the season, was named by Baseball America as having the "Best Control" among Yankees minor leaguers.

2016-20

- Did not pitch in **2020** due to the COVID-19 pandemic.
- In 22 appearances (9 starts) with Single-A Charleston in **2019**, he went 6-4 with 2 saves and a 3.58 ERA (100.2IP, 91 H, 50R/40ER, 14 BB, 79 SO, 5 HR).
- Did not pitch in **2018**.
- In **2017**, made 3 starts for Short-Season Single-A Staten Island (7.2 IP, 8 H, 2R/0ER, 2 BB, 8 SO, 0 HR).
- Split his first professional season between the DSL Yankees 1 and GCL Yankees East in **2016**, going 1-6 with a 6.38 ERA (55.0 IP, 72 H, 45R/39ER, 9 BB, 48 SO, 4 HR) in 13 starts... in 9 starts with the DSL Yankees 1, went 0-3 with a 6.81 ERA (35.2 IP, 47 H, 32R/27ER, 8 BB, 34 SO, 4 HR)...went 1-3 with a 5.59 ERA (19.1 IP, 25 H, 13R/12ER, 1 BB, 14 SO, 0 HR) in 4 starts with the GCL Yankees East.

JHONY BRITO



JHONY BRITO CAREER PITCHING

Season	Team	Level	W	L	ERA	G	GS	CG	SV	SVO	IP	H	R	ER	HR	HB	BB	SO	WHIP	AVG	AB	WP	GDP	TBF	NP-S
2016	D-YAI	ROK	0	3	6.81	9	9	0	0	0	35.2	47	32	27	4	3	8	34	1.54	.318	148	4	2	163	268 - 222
2016	G-YAE	ROK	1	3	5.59	4	4	0	0	0	19.1	25	13	12	0	1	1	14	1.34	.325	77	2	2	80	116 - 106
2016	2 Teams	Minors	1	6	6.38	13	13	0	0	0	55.0	72	45	39	4	4	9	48	1.47	.320	225	6	4	243	384 - 328
2016	2 Teams	ROK	1	6	6.38	13	13	0	0	0	55.0	72	45	39	4	4	9	48	1.47	.320	225	6	4	243	384 - 328
2017	SI	A(Short)	1	0	0.00	3	3	0	0	0	7.2	8	2	0	0	0	2	8	1.30	.258	31	0	1	34	116 - 82
2019	CHS	A(Full)	6	4	3.58	22	9	0	2	2	100.2	91	50	40	5	4	14	79	1.04	.240	379	5	7	407	1407 - 963
2021	HV	A+	4	4	2.57	14	14	1	0	0	70.0	59	31	20	2	5	12	73	1.01	.219	269	4	2	291	1070 - 732
2021	SOM	AA	3	3	5.01	8	8	0	0	0	46.2	50	28	26	8	3	9	45	1.26	.269	186	1	3	199	708 - 488
2021	2 Teams	Minors	7	7	3.55	22	22	1	0	0	116.2	109	59	46	10	8	21	118	1.11	.240	455	5	5	490	1778 - 1220
2022	SOM	AA	5	2	2.36	8	8	0	0	0	42.0	36	14	11	4	1	11	38	1.12	.232	155	0	3	167	603 - 409
2022	SWB	AAA	6	2	3.31	18	15	0	0	0	70.2	59	26	26	5	2	24	53	1.17	.229	258	1	7	287	1074 - 705
2022	2 Teams	Minors	11	4	2.96	26	23	0	0	0	112.2	95	40	37	9	3	35	91	1.15	.230	413	1	10	454	1677 - 1114
2023	SWB	AAA	2	2	5.45	7	7	0	0	0	36.1	40	23	22	8	1	16	33	1.54	.270	148	0	3	165	619 - 394
2023	NYJ	MLB	9	7	4.28	25	13	0	1	1	90.1	82	47	43	14	4	28	72	1.22	.244	336	0	9	372	1445 - 950
2024	ELP	AAA	0	2	9.00	6	6	0	0	0	14.0	22	17	14	2	1	9	9	2.21	.349	63	0	2	73	279 - 192
2024	SD	MLB	1	2	4.12	26	0	0	0	3	43.2	49	23	20	4	0	10	29	1.35	.283	173	1	3	185	628 - 407
Career	2 Teams	MLB	10	9	4.23	51	13	0	1	4	134.0	131	70	63	18	4	38	101	1.26	.257	509	1	12	557	2073 - 1357
Career	8 Teams	Minors	28	25	4.02	99	83	1	2	2	443.0	437	236	198	38	21	106	386	1.23	.255	1714	17	32	1866	6260 - 4293

CAREER TRANSACTIONS

OPTIONS USED: 2/3

2015 Signed by NYY as an international free agent, November 9

2023 Acquired by SD from NYY along with RHPs Michael King, Randy Vasquez, Drew Thorpe and C Kyle Higashioka in exchange for OFs Juan Soto and Trent Grisham, December 6



TRENTON BROOKS

NRI

Height: 5-11 Bats: L
Weight: 187 Throws: L

41

INF/OF

Full Name	Trenton Alan Brooks
Date of Birth	July 3, 1995 in Alpine, California
Current Residence	Alpine, California
2025 Opening Day Age	29
MLB Service Time	0.035
MLB Debut	May 28, 2024 vs. PHI (with SF)
How Obtained	Signed as a minor league free agent on November 10, 2024
Contract Status	Signed through 2025

QUICK HITS

- The Alpine, Calif. native joins the Padres organization, his hometown club, after spending parts of 8 seasons with CLE (2016-22), OAK (2023) and SF (2023-24).
- Made his MLB debut in '24 with SF, appearing in 12 games with 8 starts at first base. He posted a 1.000 fielding percentage (0 errors, 63 total chances) and hit .120 at the dish (3-25) with a stolen base.
- Originally selected by CLE in the 17th round of the 2016 First-Year Player Draft out of Granite Hills HS in El Cajon, CA. In 689 career minor league games from 2016-24, he made appearances at 1B (242), RF (174), LF (104), CF (26) and also pitched once.
- Since his first full minor league season in 2018 through 2024, his 157 doubles led all of minor league baseball, while his 239 extra-base hits were 14th-most.
- He became the 25th University of Nevada baseball alumnus to play in the big leagues after playing for the Wolf Pack from 2014-16, earning the inaugural Mountain West Tony Gwynn Player of the Year award in 2015.

2024 SEASON

- Got the first MLB action of his career, appearing in 12 games (8 starts) for SF at first base...he posted a 1.000 fielding percentage (0 errors, 63 total chances) and hit .120 at the dish (3-25) with a stolen base.
- Had his contract selected by SF on May 28 and made his MLB debut that night vs. PHI, starting at first base and batting ninth, going 0-for-2 at the plate.
- Got his first MLB hit on May 31 vs. NYY, singling to right field off Marcus Stroman.
- Designated for assignment on June 24 before being outrighted to Triple-A Sacramento on July 1, where he remained for the rest of the season.
- Played in a total of 94 games for SAC, posting career bests in AVG (.302) and stolen bases (10)...eclipsed the 100-hit mark for the 2nd consecutive season and 4th time in his career.
- 9 of his 10 minor league HR came against right-handed pitchers, but the left-handed hitter had a higher AVG vs. lefties (.321) than he did righties (.296).

ACCOLADES

Pacific Coast League Post-Season All-Star (2023, Sacramento)

MiLB Organization All-Star (2021, CLE)

- Hit .283-or-better for SAC in every calendar month except June, when he hit .100 (2-20)...batted .289 in March/April, .319 in May, .314 in July, .299 in August and .283 in September.
- The most at-bats he took came in the clean-up spot of the River Cats lineup, batting .369 in that slot across 111 at-bats.
- Made just 4 errors in 456 total chances for a .991 fielding percentage...made 62 appearances (60 starts) at 1B, 28 as the DH (27 starts), as well as 3 appearances in LF (all starts).

2023

- Spent the majority of the season with Triple-A Las Vegas in the A's organization...hit .299 with 29 doubles, 16 homers and 71 RBI over 94 games before being traded to SF on August 21 in exchange for LHP Sean Newcomb.
- Appeared in 24 games for the River Cats and posted a .233 average with a .382 OBP.
- Was named a Pacific Coast League Post-Season All-Star for Sacramento and Las Vegas.
- Between both Triple-A clubs, established MiLB career highs in several offensive categories, including games played (118), at-bats (430), runs scored (95), total hits (123), home runs (22) and RBI (90).
- Posted more walks (78) than strikeouts (77) in a single season for the first time in his career.

2022

- In his final season with CLE, spent the entire campaign at Triple-A Columbus and batted .273 with 11 home runs, 48 RBI and an .831 OPS in 87 games.
- Posted then-career highs in OBP (.367), SLG (.464) and OPS (.831).
- Hit .286 (66-for-231) vs. RHP with an .859 OPS compared to a .226 AVG (14-for-62) with a .727 OPS against LHP.
- Hit .310 with 10 of his 11 home runs with runners on base.

TRENTON BROOKS



NRI



- Started 59 games at 1B, 18 at DH, 4 in RF and 1 in LF...made 3 errors, all in 61 games at 1B (.994 fielding percentage).
- Started games in each of the bottom 5 spots in the order, including 24 games batting 9th, 23 in the 8 spot and 20 hitting 7th...hit .299 from the 9 spot.
- Had a career-high tying 5 RBI on July 13 against Indianapolis.
- Went 4-for-4 with 3 runs, 1 2B, 1 HR and 4 RBI on Aug. 28 at Buffalo...it was his first career four-hit game...was 2-for-2 with two walks in his next game on Aug. 30 against Iowa and reached base safely in 8 consecutive plate appearances.
- Had a grand slam Sept. 11 at Louisville.
- Played for Lacey in the Dominican Winter League following the season and hit .208 with 1 home run and 9 RBI in 16 games.

2021

- Batted a combined .256 with 12 HR and 56 RBI in 102 games

with Double-A Akron and Triple-A Columbus...had then-career highs in runs (56), RBI and walks (51) and matched his best in home runs and stolen bases (3)...also struck out a career-high 85 times.

- Was named a Cleveland Organizational All-Star after tying for 4th in CLE's farm system in doubles (26), ranking 6th in walks, 7th in RBI and T-8th in XBH (39)
- Hit .272 with a .710 OPS against left-handed pitchers .250 with a .809 OPS against right-handers...11 of his 12 home runs came off right-handers.
- Started games at every spot in the order except third...saw his most action with 23 starts in the cleanup spot...drew a walk in 10 consecutive games from May 19-June 4 (16 walks total).
- Walked a career-high four times May 20 against Reading.
- Was batting .268 with 4 home runs and 19 RBI in 23 games with Akron when he was promoted to Columbus on June 8.
- Hit .253 with 8 HR and 37 RBI in 79 games in his Triple-A debut with the Clippers.

TRENTON BROOKS

NRI

- Had his third career 2-homer game and equaled his career high with 5 RBI on June 10 at Iowa...matched his season high with a seven-game hitting streak from July 31-Aug. 7 (11-for-27, .407)...had his 100th career minor league double on Sept. 25 at Nashville.

2020

- Did not play as the minor league season was canceled due to the COVID-19 pandemic

2019

- Hit a combined .248 with 12 home runs and 54 RBI in 114 games with High-A Lynchburg and Double-A Akron...his 33 doubles were a career high and matched his career high in triples (3), also posting then-career highs in games played, doubles (33) and home runs.
- Batted .308 against left-handed pitchers, .227 against right-handers...started 83 games in RF, 28 at DH and 2 in LF.
- Had a season-best 11-game hitting streak from June 28 to July 13 (17-for-46, .370).
- Had his second career 2-homer game and matched his career high with 5 RBI on Aug. 10 at Port-land...hit five of his 12 home runs in August.

2018

- Spent the entire season at High-A Lynchburg, where he posted then-career highs in AVG (.281) and hits (109) with 5 home runs and 52 RBI in 107 games.
- T-3rd in the Carolina League in 2B (28), ranked 7th in AVG and T-7th in OBP (.362)...hit .315 with all 5 of his HR and an .845 OPS against right-handed pitchers...hit .182 with a .549 OPS against left-handers.
- Had a .305 batting average with runners in scoring position.
- Had his first career multi-homer game July 2 at Frederick... had a 13-game hitting streak from July 10 to 23 (22-for-55, .400)...batted .321 with 18 RBI in 27 games in July.
- Went 3-for-18 (.167) with 2 walks in 5 Postseason games.

2018

- Hit a combined .202 in 32 games between Single-A Lake County and Lynchburg with 5 doubles, 1 HR, 8 RBI and 11 runs scored.
- Made his professional debut in the Arizona Rookie League for CLE, hitting .222 with 9 2B and 10 RBI across 35 games.

PERSONAL

- One of the nation's top two-way players over his three seasons at the University of Nevada, Brooks batted .317 with 189 hits, nine homers, 44 doubles, and 119 RBIs, and went 12-7 with 95 strikeouts over 43 mound appearances, including 25 starts, with 135.0 innings of work.
- Named the inaugural winner of the Mountain West Tony Gwynn Player of the Year Award in 2015 as a sophomore at Nevada
- In 2015, he batted .365 with 17 doubles and 52 RBI while going 4-1 with a 3.65 ERA on the mound, helping lead Nevada to its first Mountain West title...was a finalist for the John Olerud Two-Way Player of the Year Award...named a Louisville Slugger Freshman All-American in 2014 and was also named a Second-Team All-Mountain West selection in 2014 as a freshman.
- Lettered three years at Granite Hills High School in El Cajon, Calif...during his senior season he hit .435 with 35 runs scored...on the mound went 7-2 with a 1.34 ERA and 96 strikeouts in 67 innings...named a First-team 2012 ESPN Cal-Hi California All-State Underclassmen...in 2012 and 2013, earned first-team All-Grossmont Hills League honors, was the Grossmont Hills League Player of the Year, first-team All-East County and selected to the *San Diego Union Tribune* All-Academic team...named 2013 East County Player of the Year, and his team won 2012 Grossmont Hills League championship.
- Listed former Minnesota Twins catcher Joe Mauer as his sports hero on his college bio at the University of Nevada.

TRENTON BROOKS



NRI

TRENTON BROOKS CAREER BATTING

Season	Team	League	AVG	G	AB	R	H	2B	3B	HR	RBI	BB	SO	SB	CS	OBP	SLG	OPS	PA	HBP	SAC	SF	GIDP
2016	A-IND	ROK	.222	35	126	12	28	9	0	0	10	8	18	3	2	.268	.294	.562	141	1	3	3	0
2017	LC	A(Full)	.214	29	112	11	24	5	0	1	8	12	26	0	1	.302	.286	.588	126	2	0	0	1
2017	LYN	A(Adv)	.000	3	7	0	0	0	0	0	0	0	1	0	0	.000	.000	.000	7	0	0	0	0
2017	2 Teams	Minors	.202	32	119	11	24	5	0	1	8	12	27	0	1	.286	.269	.555	133	2	0	0	1
2018	LYN	A(Adv)	.281	107	388	47	109	28	3	5	52	45	66	2	1	.362	.407	.769	446	7	1	5	8
2019	LYN	A(Adv)	.213	49	174	19	37	11	0	3	18	22	26	0	2	.305	.328	.633	203	2	3	2	5
2019	AKR	AA	.274	65	241	28	66	22	3	9	36	20	38	1	0	.333	.502	.835	264	2	0	1	4
2019	2 Teams	Minors	.248	114	415	47	103	33	3	12	54	42	64	1	2	.321	.429	.750	467	4	3	3	9
2021	AKR	AA	.268	23	71	14	19	3	1	4	19	20	18	1	0	.438	.507	.945	96	3	0	2	2
2021	COL	AAA	.253	79	289	42	73	23	0	8	37	31	67	2	0	.325	.415	.740	325	1	2	2	4
2021	2 Teams	Minors	.256	102	360	56	92	26	1	12	56	51	85	3	0	.351	.433	.784	421	4	2	4	6
2022	COL	AAA	.273	87	293	46	80	21	1	11	48	41	55	1	0	.367	.464	.831	340	3	2	1	7
2023	LV	AAA	.299	94	344	78	103	29	1	16	71	57	60	5	0	.405	.529	.934	412	6	2	3	9
2023	SAC	AAA	.233	24	86	17	20	2	0	6	19	21	17	2	0	.382	.465	.847	111	1	1	2	2
2023	2 Teams	AAA	.286	118	430	95	123	31	1	22	90	78	77	7	0	.400	.516	.916	523	7	3	5	11
2023	2 Teams	Minors	.286	118	430	95	123	31	1	22	90	78	77	7	0	.400	.516	.916	523	7	3	5	11
2024	SAC	AAA	.302	94	331	62	100	18	1	10	58	63	61	10	1	.410	.453	.863	407	3	2	8	6
2024	SF	MLB	.120	12	25	3	3	0	0	0	1	4	6	1	0	.241	.120	.361	29	0	0	0	1
Career	SF	MLB	.120	12	25	3	3	0	0	0	1	4	6	1	0	.241	.120	.361	29	0	0	0	1
Career	7 Teams	Minors	.268	689	2462	376	659	171	10	73	376	340	453	27	7	.360	.434	.794	2878	31	16	29	48

CAREER TRANSACTIONS

OPTIONS USED: 0/3

- 2016 Signed by CLE as a 17th-round selection in the First-Year Player Draft, June 20
- 2022 Signed by OAK as a minor league free agent, November 14
- 2023 Acquired by SF from OAK in exchange for LHP Sean Newcomb, August 21
- 2024 Signed by SD as a minor league free agent, November 10



MIKE BROSSEAU

NRI

Height: 5-11 Bats: R
Weight: 220 Throws: R

20

INF

[BRAH-so]
@mikebrosseau10
@mikebrosseau

Full Name	Michael Dillon Brosseau
Date of Birth	March 15, 1994 in Munster, Indiana
Current Residence	Scottsdale, Arizona
2025 Opening Day Age	31
MLB Service Time	3.099
MLB Debut	June 23, 2019 at OAK (with TB)
How Obtained	Signed as a minor league free agent on December 28, 2024
Contract Status	Signed through 2025

QUICK HITS

- Joined the Padres on a minor league deal for the 2025 campaign. Has appeared in the Majors in each season between 2019-23, including making the Opening Day rosters for TB from 2020-21 and MIL from 2022-23.
- In 241 Major League games from 2019-23 between TB and MIL, he hit 26 home runs with 77 RBI and 69 runs scored. Is a career .265 hitter vs. lefties while owning a .209 clip vs. righties.
- Is a career .351 hitter in the pinch across his 43 MLB pinch-hit appearances. In 2022 with MIL, his 12 RBI as a pinch-hitter were the most in the Majors and his 3 homers tied Albert Pujols for the MLB lead.
- Helped fuel the Rays' run to the 2020 AL pennant with a game-winning, solo HR off Aroldis Chapman in TB's 2-1 victory in the decisive ALDS Game 5 at Petco Park. He donated the bat used to the National Baseball Hall of Fame in Cooperstown, N.Y.
- Made 10 MLB pitching appearances as a position player from 2019-23, owning a 2.79 ERA (3 ER in 9.2 IP) with 1 strikeout (Randal Grichuk in 2020).

2024 SEASON

- Played in a combined 102 Triple-A games between Syracuse (NYM) and Omaha (KC), slashing .263/.356/.417 with 9 2B, 15 HR, 44 RBI and 62 runs scored.
- Began the season with KC and received an invite to ML Spring Training...appeared in 12 Spring games and hit .156 without an extra-base hit.
- Played in 9 games for Omaha, slashing .107/.212/.143 before being released on April 24.
- Signed with NYM on a minor league deal just 2 days later on April 26 and was assigned to Syracuse.
- In 63 games played from May 3-July 30, he slashed .312/.406/.514 with 20 XBH (8 2B, 12 HR), 30 RBI and 48 runs scored...SYR went 41-22 over that stretch.
- Had his first career 3-HR game with 3 solo shots on May 14 vs. Iowa.
- Homered in back-to-back contests twice in a 9-game stretch on May 23-24 at Scranton/Wilkes-Barre and in both legs of a doubleheader on June 6 at Saint Paul.

ACCOLADES

2x MiLB Organization All-Star (2017 & 2019 - TB)

Southern League Player of the Week (August 12, 2018 - Montgomery)

Florida Club League Post-Season All-Star (2016, GCL Rays)

- Had another multi-HR game with 2 long balls on July 1 vs. Worcester.
- Finished the season batting .219 across his final 28 games played from July 31-Sept. 12, with SYR going 8-20 across his 28 games played.
- 5 of his 15 HR came as the DH, slashing .282/.372/.427 as the DH.
- When he got ahead in counts, he hit .387...when he fell behind, he hit .208.
- Placed on the 7-day IL on Sept. 16 before being transferred to the 60-day IL on Sept. 23, ending his season.
- Split time at 1B (47 games, 44 starts), DH (34 games, all starts), 3B (9 games, 7 starts) and LF (4 games, all starts)... posted a .990 fielding percentage (4 errors, 391 total chances).

2023

- In his 2nd season with MIL, broke camp with the Brewers but slashed just .205/.256/.397 (15-for-73, .654 OPS) in just 29 games (78 PA) through June 4...he was optioned to Triple-A Nashville for a month before being designated for assignment on July 5 and outrighted off the 40-man roster July 9.
- In 20 Triple-A games, he posted a .164 AVG (12-for-73) with 4 HR.
- On July 27, he was released by MIL to pursue an opportunity to play with the Chiba Lotte Marines in Japan, where he slashed .191/.218/.297 across 37 games in the Pacific League (equivalent to Japan's MLB).

2022

- Posted MLB career highs in games played (70), home runs (6), RBI (23) and total hits (36 -tied) in his first season with MIL, making 44 starts at 3B (40), SS (2) and 1B (2).
- Hit 3 pinch-hit HR - April 10 at CHC, May 11 at CIN and Sept.

MIKE BROSSEAU



NRI

21 vs. NYM...they were the first 3 pinch-hit HR of his career.

- The pinch-hit home run on Sept. 21 was a grand slam, his first career grand slam and the 9th pinch-hit, grand slam in Brewers history...the 4 RBI from that game marked a career high.
- His 12 RBI as a pinch-hitter in 2022 were the most in the Majors and his 3 homers tied Albert Pujols for the ML lead.
- 8 of his 11 extra-base hits and 3 HR came against left-handed pitching, who he hit .274 against...hit .217 vs. right-handers with 3 HR.
- Hit .333 (13-for-39) with RISP with 4 XBH (2 2B, 2 HR) and 17 RBI (1.008 OPS).
- Had 2 different IL stints throughout the season...missed time in June with a right ankle sprain and missed time in August/Sept with a right oblique strain.

2021

- Broke camp with the Rays and appeared in 57 games (40 starts) for TB, including 22 starts at 2B, 16 at 3B and 2 at 1B.
- Missed time on the 10-day IL with a right oblique strain in July...optioned to Triple-A Durham 4 times throughout the season.
- Including his 1 game rehab assignment with the Gulf Coast League Rays and 51 with Durham, he posted a .230/.350/.402 minor league slash line.
- Acquired by Milwaukee in the offseason on Nov. 13 in exchange for RHP Evan Reifert.
- Following the season, played in 10 games for the Leones del Escogido in the Dominican Republic, notching 7 hits and 4 runs in 10 games.

2020

- Played in 37 regular season games for TB in the COVID-shortened 2020 campaign, slashing .302/.378/.558 (26-for-86, 936 OPS) with 5 HR and 12 RBI, making his first Opening Day roster.
- Recorded a career-high 7-game hitting streak from Aug. 9-20, 2020, during which he batted .500 (9-for-18) with 2 home runs and 5 RBI.
- Notched his first career leadoff homer on Aug. 11, 2020 at Boston off left hander Martín Pérez...was his first career start in the leadoff spot.

POSTSEASON: Batted .250 (6-for-24) with 1 HR and 2 RBI in 14 games (5 starts) during the Rays' run to the World Series.

- Went 2-for-3 in TB's 8-2 victory over TOR in Game 2 of the Wild Card Game in St. Petersburg, his first 2 Postseason hits.
- In G5 of the 2020 ALDS vs. NYY at Petco Park, hit his 1st career Postseason homer off LHP Aroldis Chapman to cap off a 10-pitch at-bat...the Rays won that game, 2-1, to clinch

the series and advance to the ALCS vs. HOU.

- In the ALCS vs. HOU, went 0-for-10 at the dish with 1 BB, 1 HBP and 5 SO in 5 games (3 starts).
- Went 2-for-6 with an RBI and a walk in 5 World Series games (1 start) vs. the Dodgers.

2019

- Made his MLB debut on June 23 at OAK, starting at 3B (1-for-5)...his first career hit was a single off southpaw Brett Anderson in his first plate appearance.
- His first career HR was a solo shot off lefty John Means on July 3, 2019 in St. Petersburg.
- Produced his first career 2-homer game in a 12-4 win on July 13, 2019 at Baltimore (G2).
- His first career walk-off hit was a 2-out, pinch-hit, RBI-single off Matt Hall in the 13th inning of a 1-0 win on Aug. 17, 2019 vs. Detroit.
- Batted .304 (82-for-270) with 16 home runs and 60 RBI in 73 games at Triple-A Durham in 2019, leading the International League in RBI (57) at the time of his first promotion to Tampa Bay.

POSTSEASON: Made his Postseason debut in the 2019 Wild Card Game at OAK, going 0-for-2 with a walk in Tampa Bay's 5-1 victory...was not on the club's ALDS roster vs. HOU

2016-18

- Spent all of **2018** at Double-A Montgomery, where he hit .262 with 24 2B, 3 triples, 13 HR, 61 RBI and 53 runs scored across 104 games played...earned Southern League Player of the Week honors for the week of August 6-12, finishing among the weekly league leaders in hits (10, T-2nd), runs scored (8, 2nd), and RBI (7, T-4th).
- His .321 AVG in **2017** between Class-A Bowling Green (82 games) and Class-A Charlotte (19) ranked 2nd among Rays Minor League players, trailing only Ronaldo Hernández (.332)...following the season, played in 25 games for the Perth Heat in Australia, slashing .427/.496/.729 (41-for-96, 1.225 OPS) with 6 home runs and 11 2B.
- Was a **2016** Gulf Coast League Postseason All-Star selection in his first professional season.

MIKE BROSSEAU

NRI

PERSONAL

- Resides in Scottsdale, Ariz.
- Attended Oakland University (Mich.) from 2013-16, where he finished his career as the program leader in fielding assists and ranked in the top 10 in games played, at-bats, runs scored, doubles, home runs and total bases.
- Played 3 years of varsity baseball at Andean HS (Ind.) from 2010-12, where he helped them win its second-straight title in 2010 and earned Rookie of the Year honors.
- Grew up a Chicago Cubs fan...his godfather was an executive at the Chicago Tribune, which owned the team at the time.
- His bat used to hit the game-and series-winning home run in Game 5 of the 2020 ALDS at Petco Park against Aroldis Chapman of the Yankees was donated to the National Baseball Hall of Fame in Cooperstown, N.Y.

CAREER TRANSACTIONS

OPTIONS USED: 2/3

2016	Signed by TB as an undrafted free agent, June 23
2021	Acquired by MIL from TB in exchange for RHP Evan Reifert, November 13
2023	Signed by KC as a minor league free agent, December 7
2024	Signed by NYM as a minor league free agent, April 26
	Signed by SD as a minor league free agent, December 28

MIKE BROSSEAU



NRI

MIKE BROSSEAU CAREER BATTING

Season	Team	League	AVG	G	AB	R	H	2B	3B	HR	RBI	BB	SO	SB	CS	OBP	SLG	OPS	PA	HBP	SAC	SF	GIDP
2016	G-RAY	ROK	.319	35	113	20	36	12	1	0	21	15	19	7	3	.424	.442	.866	142	8	3	3	5
2017	BG	A(Full)	.318	82	302	50	96	21	2	6	32	26	48	5	7	.393	.460	.853	344	12	3	1	9
2017	CHA	A(Adv)	.333	19	69	13	23	3	0	1	10	5	15	4	2	.425	.420	.845	80	6	0	0	2
2017	2 Teams	Minors	.321	101	371	63	119	24	2	7	42	31	63	9	9	.399	.453	.852	424	18	3	1	11
2018	MTG	AA	.262	104	370	53	97	24	3	13	61	29	74	11	4	.327	.449	.776	417	10	1	7	4
2019	DUR	AAA	.304	73	270	53	82	21	1	16	60	34	58	2	3	.394	.567	.961	315	8	0	3	10
2019	TB	MLB	.273	51	132	17	36	7	0	6	16	7	39	1	0	.319	.462	.781	142	2	1	0	3
2020	TB	MLB	.302	37	86	12	26	5	1	5	12	8	31	2	0	.378	.558	.936	98	3	0	1	1
2021	F-RAY	ROK	.750	1	4	1	3	2	0	0	1	0	0	0	0	.750	1.250	2.000	4	0	0	0	0
2021	DUR	AAA	.218	51	170	25	37	2	1	8	21	23	50	2	0	.342	.382	.724	202	9	0	0	2
2021	TB	MLB	.187	57	150	21	28	9	0	5	18	15	53	2	0	.266	.347	.613	169	2	0	2	1
2021	2 Teams	Minors	.230	52	174	26	40	4	1	8	22	23	50	2	0	.350	.402	.752	206	9	0	0	2
2022	WIS	A+	.357	5	14	3	5	1	0	0	1	5	3	0	0	.500	.429	.929	20	0	0	1	0
2022	NAS	AAA	.333	2	9	1	3	1	0	0	0	0	2	0	0	.333	.444	.777	9	0	0	0	0
2022	MIL	MLB	.255	70	141	15	36	5	0	6	23	14	48	2	0	.344	.418	.762	160	5	0	0	0
2022	2 Teams	Minors	.348	7	23	4	8	2	0	0	1	5	5	0	0	.448	.435	.883	29	0	0	1	0
2023	NAS	AAA	.164	20	73	8	12	0	0	4	10	3	21	0	1	.205	.329	.534	78	1	0	1	2
2023	MIL	MLB	.205	29	73	4	15	2	0	4	8	4	20	0	0	.256	.397	.653	78	1	0	0	2
2024	OMA	AAA	.107	9	28	3	3	1	0	0	3	3	8	0	0	.212	.143	.355	33	1	0	1	1
2024	SYR	AAA	.276	93	322	59	89	8	0	15	41	37	76	2	1	.368	.441	.809	372	11	0	2	14
2024	2 Teams	AAA	.263	102	350	62	92	9	0	15	44	40	84	2	1	.356	.417	.773	405	12	0	3	15
2024	2 Teams	Minors	.263	102	350	62	92	9	0	15	44	40	84	2	1	.356	.417	.773	405	12	0	3	15
Career	2 Teams	MLB	.242	244	582	69	141	28	1	26	77	48	191	7	0	.313	.428	.741	647	13	1	3	7
Career	9 Teams	Minors	.279	494	1744	289	486	96	8	63	261	180	374	33	21	.364	.451	.815	2016	66	7	19	49

POSTSEASON (COMBINED)

Season	Team	League	AVG	G	AB	R	H	2B	3B	HR	RBI	BB	SO	SB	CS	OBP	SLG	OPS	PA	HBP	SAC	SF	GIDP
2019	TB	MLB	.000	1	2	0	0	0	0	0	0	1	1	0	0	.333	.000	.333	3	0	0	0	0
2020	TB	MLB	.250	14	24	2	6	0	0	1	2	2	11	0	0	.333	.375	.708	27	1	0	0	1
Career	TB	MLB	.231	15	26	2	6	0	0	1	2	3	12	0	0	.333	.346	.679	30	1	0	0	1



LUIS CAMPUSANO

Height: 5-11 Bats: R
Weight: 230 Throws: R

12

C

[cam-puh-SAH-know]
@luiscampusano5

Full Name	Luis Genaro Campusano-Bracero
Date of Birth	September 29, 1998 in Augusta, Georgia
Current Residence	Augusta, Georgia
2025 Opening Day Age	26
MLB Service Time	2.144
MLB Debut	September 4, 2020 @ OAK (with SD)
How Obtained	Signed as a 2nd-round selection in the 2017 First-Year Player Draft on June 23, 2017
Contract Status	Signed through 2025

QUICK HITS

- Made his 3rd career Opening Day roster in 2024 and captured career marks in games (91), PA (299), AB (277), runs (37), hits (63), 2B (13), HR (8), RBI (40) and BB (20).
- In Campusano's 74 starts behind the dish in '24, the Padres went 45-29.
- In his MLB debut on Sept. 4, 2020 @ OAK, hit an opposite-field HR in the 8th inning for his 1st hit, becoming the 15th Padre to have his first-career hit go for a HR (1st since Patrick Kivlehan in 2016). Jorge Oñia did it 6 days later on Sept. 10, 2020 vs. SF.
- In his 399 minor league games played across 7 seasons (2017-24), owned a .300 AVG with a .368 OBP, .473 SLG and .841 OPS.
- In 2019 with Lake Elsinore (A), won the California League batting title (.325) and the co-MVP award.
- Became the 1st catcher selected in the 2017 First-Year Player Draft when the Padres took him 39th overall.

2024 SEASON

- Appeared in at least 1 MLB game for the 5th consecutive season, slashing .227/.281/.361 with career marks in games (91), PA (299), AB (277), runs (37), hits (63), 2B (13), HR (8), RBI (40) and BB (20).
- Defensively, logged 670.2 innings across 86 games (74 GS) behind the plate at a .996 clip (3 E/724 TC).
- Appeared in two games at first base (3.0 INN/1,000 FPCT)...made his first career appearance at first in the bottom of the 8th inning of a 9-2 loss @ PHI on June 17 .
- Totaled 12 minor league games between Single-A Lake Elsinore (4 G) and Triple-A El Paso (12 G)...combined to hit .300 (15-for-50) with 2-2B, 2 HR and 11 RBI.
- In 43 road games, hit .257 (35-for-136) and collected 8 of his 13-2B, 3 HR and 19 RBI; compared to his .199 (28-for-141) clip with 5-2B, 5 HR and 21 RBI across 48 games at Petco Park.
- Optioned to Triple-A El Paso on Sept. 11, where he spent the remainder of the season slashing .371/.405/.514 with 2-2B, 1 HR and 7 RBI across 8 games for the Chihuahuas.
- Was the battery mate to Dylan Cease for his first career no-hitter on July 25 @ WSH...the game marked Campusano's first no-hitter and the Padres' second no-hitter in franchise

ACCOLADES

- California League Co-MVP (2019, Lake Elsinore)
- MLB.com Organization All-Star (2019, SD)
- Baseball America High Class-A All-Star (2019, Lake Elsinore)
- Mid-Season All-Star (2018 Midwest League & 2019 California League)
- California League Post-Season All-Star (2019, Lake Elsinore)

history, other: Joe Musgrove, 4/9/21 @ TEX.

- Placed on the 10-day IL on June 22 (retro: June 21) with a left thumb contusion and reinstated on July 5.
- Prior to landing on the IL, ranked among the top NL catchers in games started (3rd, 53), innings (3rd, 487.2), TC (3rd, 516) and PO (2nd, 495) and was the only NL backstop through June 21 to qualify for marks in TC/9 (9.52), fielding percentage (.994), PO/9 (9.14) and A/9 (0.33).

2023

- In his 4th Major League campaign, captured career highs in games (49), runs (27), hits (52), 2B (7), HR (7), RBI (30), BB (7) and TB (80).
- Defensively, appeared in a career-high 42 games behind the plate, including 37 starts across 325.1 innings...posted a .991 fielding percentage (3 E/334 TC) with a 3 percent CS rate (1 CCS/29 SB)...also appeared in 5 games (4 GS) at DH.
- In 41 games as a starter, hit .329 (51-155) with 7 2B, 7 HR and 29 RBI (37 GS at C)...appeared in 8 games off the bench, in which he hit .125 (1-for-8) with 1 RBI.
- After making his 2nd career Opening Day roster (other: 2021), was placed on the 10-day IL on April 17 with a left thumb sprain before being transferred to the 60-day IL on June 2...was later activated on July 18 after 8 rehab games between ACL Padres (3 G) and Triple-A El Paso (5 G), where he combined to hit .280 with a trio of 2Bs, 1 HR and 5 RBI for a .400 OBP.
- On July 22 @ DET, collected a career-high 4 hits (1 HR)...it marked the 1st 4+hit game by a Padres' catcher since Austin Nola on Aug. 3, 2021 @ OAK and was just the 3rd game of the kind by an SD catcher in the previous 8 seasons (since 2016).
- Aug. 7 vs. LAD, collected his 1st career multi-homer game, while his 4 hits and 4 RBI matched his single-game highs

LUIS CAMPUSANO



from July 22 @ DET.

- Prior to landing on the 10-day IL on Sept. 30 with a right ankle sprain for the remainder of the season, collected a career-best 6-game hitting streak from Sept. 17-24...hit .478 with a 2B, HR and 5 RBI during the span.
- Collected a hit in 11 of his final 13 games (.346 BA) and in 15 of his final 20 games (.366 BA with 3 2B, 3 HR and 17 RBI).
- Additionally, in his final 15 contests of the year (Sept. 5-24), collected multi-hit efforts in 6 of the 12 games in which he hit safely, turning in a .351 average (20-for-57) with 2 2B, 2 HR and 15 RBI.

2022

- Appeared in 16 games across 2 stints with the Padres, slashing .250/.260/.333 with 1 2B, 1 HR and 5 RBI.
- Was the starting catcher in 9 of his 10 appearances behind the plate, totaling a .988 fielding percentage (1 E/84 TC) over 78.0 innings.
- Made 3 starts in 5 total appearances as the designated hitter, going 1-for-13 (.077) with 1 run and 1 RBI.
- Began the season with El Paso (AAA) before being recalled on April 24...optioned back to ELP on May 1 and remained with the Chihuahuas before being recalled on Aug. 26, and spent the remainder of the season at the big-league level... logged a hit in 6 of his final 9 starts at a .313 clip (10-for-32) with 1 home run and 3 RBI.
- Over his final 6 games of the regular season, hit .318 (7-

for-22) and collected a hit in 4 of those games, including a career-long, 3-consecutive multi-hit efforts from Sept. 17-22.

- With ELP, turned in a .298 AVG (95-for-319) with 15 doubles, a triple, 14 homers and 60 RBI across 81 games.
- Ranked among the top Chihuahua bats in hits (5th, 95), RBI (5th, 60), home runs (6th, 14), total bases (6th, 154), games (7th, 81), runs (7th, 62), doubles (9th, 15) and walks (9th, 33).
- Logged 529.2 innings behind the plate at ELP, which trail just his 2019 mark of 675.1 innings at Single-A Lake Elsinore.
- Entered 2022 rated as the No. 44 prospect in all of baseball by MLB Pipeline, No. 53 by *Baseball America*, and No. 67 by ESPN and *The Athletic*.
- Also entered 2022 as the 7th-best catching prospect in all of baseball by MLB Pipeline.

POSTSEASON: Made SD's roster in their 3 rounds of the Postseason, but did not make an appearance

2021

- Made his 1st-career Opening Day roster and made 11 appearances with SD in '21 after playing just 1 game for the Padres in the 2020 regular season.
- Went 3-for-34 (.088) at the dish with 4 walks in his 11 games played
- All 3 of his hits came off right-handed pitching, and he went 0-for-3 vs. left-handers.
- Made his 1st career app. in the field at the ML level, starting

LUIS CAMPUSANO



9 games at catcher...didn't make an error in 86 total chances and 75.0 innings...allowed 4 SB without catching a runner stealing with a 3.24 catcher's ERA.

- Was optioned to the Padres' Alternate Training Site on April 28 and assigned to Triple-A El Paso on May 3.
- In 81 games played for the Chihuahuas, he hit .295 (86-for-292) with 21 2B, 3 3B, 15 HR, 45 RBI, 47 runs scored, 27 walks, a .365 OBP, a .541 SLG, and a .906 OPS...his .906 OPS was 2nd highest on the team behind Brian O'Grady (.913).
- Made 62 app. behind the plate for ELP (all starts)...caught 511.2 IP, totaling a .985 fielding percentage (8 E/541 TC).
- On July 11, represented the Padres' along with CJ Abrams in the 2021 SiriusXM All-Stars Futures game for the NL team @ Coors Field...went 0-for-1 with a RBI.
- Voted as the best defensive catcher in the Padres farm system by *Baseball America* in their Best Tools survey for the Padres farm system, voted on by MLB executives, scouts and managers.

2020

- Selected to the ML roster on September 4 from the Alternate Training Site and made his MLB debut that night, batting 7th as the DH against the A's in Oakland...hit an opposite-field HR in the 8th for his 1st hit, becoming the 15th Padre in team history to have his 1st-career hit go for a HR (1st since Patrick Kivlehan in 2016)...Jorge Oñá did it 6 days later on September 10 vs. SF.
- Was the 5th Padre in 2020 to make his MLB debut (joining Edward Olivares, Jake Cronenworth, Luis Patiño and Jorge Mateo)...was an MLB-leading 6th Padre who was 21-or-younger to make his MLB debut since the start of 2019 (joining Fernando Tatis Jr., Josh Naylor, Andres Muñoz,

Adrian Morejon, and Luis Patiño).

- His highest level of play prior to his sole MLB game was Single-A Lake Elsinore, where he won the California League batting crown in 2019.
- Scratched from the lineup on Sept. 5 due to left hand soreness...was placed on the 10-day IL on Sept. 6 (retro to Sept. 5) with a left wrist sprain.

POSTSEASON: Made both the Wild Card Series and National League Division Series rosters for the Padres...made just appearance, pinch-hitting for DH Jurickson Profar in Game 3 of the NLDS vs. LAD in the bottom of the 8th inning (struck out)...in 2020, appeared in as many playoff games as he did regular season games.

2019

- Entered the season ranked by *Baseball America* as the No. 79 overall prospect, the Padres No. 5 prospect and the Padres No. 1 catching prospect.
- Spent the whole season with Lake Elsinore (A), setting career highs in nearly every offensive category while winning the California League batting crown by hitting .325 (137-for-422) with 31 2B, 1 3B, 15 HR, 81 RBI and 52 BB in 110 games played...also named the California League co-MVP, along with Lancaster's Luis Castro, and earned his 1st-career MiLB.com Organizational All-Star honors.
- Opened the season with a 10-game hitting streak (.474) before being placed on the 7-day IL on April 16...reinstated on April 23 for his sole stint on the IL in 2019.
- Entered the season having hit just 7 HR in 107 games...in 2019, he hit 15 home runs in 110 games, finishing 2nd on the Storm behind Gabriel Arias' 17 HR.

LUIS CAMPUSANO



- His walk rate (10.7%) nearly equated his SO rate (11.7%).
- Earned CAL Mid-Season All-Star honors, hitting .317 (63-for-199) prior to the break.
- Led all qualifying Storm players in AVG (.325), OBP (.396), SLG (.509) and OPS (.906).
- Caught a career-high 675.1 innings in 77 games (all starts) behind the plate, committing 9 errors and allowing 4 passed balls for a .989 fielding %...caught 22 runners stealing (T-8th in CAL) in 97 stolen base attempts.
- Named a CAL Post-Season All-Star after hitting .242 with 2 2B, 1 3B and 5 RBI in 8 G for the Storm in the Postseason.
- Following the season, played for the Peoria Javelinas in the AFL, appearing in just 4 games and going 1-for-13.

2018

- Spent the entire campaign with Fort Wayne (A) in his 1st action at the Single-A level, hitting .288 in 70 G.
- In the 1st half of the season, hit .293 (48-for-164) en route to

being named a Midwest League Mid-Season All-Star, the 1st such accolade of his career.

- Placed on the 7-day DL (retro: July 29).

2017

- Divided his 1st professional season between AZL Padres 1 (R) and AZL Padres 2 (R), hitting .269 (36-for-134) with 4 2B, 4 HR, 25 RBI and 16 BB between the clubs.
- Made 27 appearances behind the plate (26 starts) and caught 213.2 innings with 7 errors committed.

PERSONAL

- Attended Cross Creek High School in Augusta, Georgia.
- Was committed to the University of South Carolina prior to being the first catcher taken in the 2018 MLB Draft.
- Ranked by Perfect Game as the No. 4 overall prep player (No. 1 catcher) in Georgia.
- His favorite player growing up was Salvador Perez.

LUIS CAMPUSANO CAREER BATTING

Season	Team	League	AVG	G	AB	R	H	2B	3B	HR	RBI	BB	SO	SB	CS	OBP	SLG	OPS	PA	HBP	SAC	SF	GIDP
2017	A-PAD	ROK	.278	24	90	3	25	4	0	1	13	6	14	0	1	.327	.356	.683	98	1	0	1	4
2017	A-PA2	ROK	.250	13	44	5	11	0	0	3	12	9	11	0	1	.377	.455	.832	53	0	0	0	0
2017	2 Teams	Minors	.269	37	134	8	36	4	0	4	25	15	25	0	2	.344	.388	.732	151	1	0	1	4
2018	FW	A	.288	70	260	26	75	11	0	3	40	19	43	0	1	.345	.365	.710	284	4	0	1	9
2019	LE	A(Adv)	.325	110	422	63	137	31	1	15	81	52	57	0	0	.396	.509	.905	487	4	0	9	15
2020	SD	MLB	.333	1	3	2	1	0	0	1	1	0	2	0	0	.500	1.333	1.833	4	1	0	0	0
2021	ELP	AAA	.295	81	292	47	86	21	3	15	45	27	66	1	0	.365	.541	.906	326	6	0	1	9
2021	SD	MLB	.088	11	34	0	3	0	0	0	1	4	11	0	0	.184	.088	.272	38	0	0	0	2
2022	ELP	AAA	.298	81	319	62	95	15	1	14	60	33	62	0	0	.363	.483	.846	358	2	0	4	12
2022	SD	MLB	.250	16	48	4	12	1	0	1	5	1	11	0	0	.260	.333	.593	50	0	0	1	2
2023	A-PAD	ROK	.200	3	10	1	2	2	0	0	2	2	1	0	0	.333	.400	.733	12	0	0	0	1
2023	ELP	AAA	.333	5	15	4	5	1	0	1	3	3	3	0	0	.444	.600	1.044	18	0	0	0	0
2023	SD	MLB	.319	49	163	27	52	7	0	7	30	7	21	0	0	.356	.491	.847	174	3	0	1	8
2023	2 Teams	Minors	.280	8	25	5	7	3	0	1	5	5	4	0	0	.400	.520	.920	30	0	0	0	1
2024	LE	A	.133	4	15	2	2	0	0	1	4	1	3	0	0	.188	.333	.521	16	0	0	0	0
2024	ELP	AAA	.371	8	35	8	13	2	0	1	7	2	5	0	0	.405	.514	.919	37	0	0	0	1
2024	SD	MLB	.227	91	277	37	63	13	0	8	40	20	41	0	0	.281	.361	.642	299	1	0	1	11
2024	2 Teams	Minors	.300	12	50	10	15	2	0	2	11	3	8	0	0	.340	.460	.800	53	0	0	0	1
Career	SD	MLB	.250	168	525	70	131	21	0	17	77	32	86	0	0	.297	.387	.684	565	5	0	3	23
Career	6 Teams	Minors	.300	399	1502	221	451	87	5	54	267	154	265	1	3	.368	.473	.841	1689	17	0	16	51

POSTSEASON (COMBINED)

Season	Team	League	AVG	G	AB	R	H	2B	3B	HR	RBI	BB	SO	SB	CS	OBP	SLG	OPS	PA	HBP	SAC	SF	GIDP
2020	SD	MLB	.000	1	1	0	0	0	0	0	0	0	1	0	0	.000	.000	.000	1	0	0	0	0
Career	SD	MLB	.000	1	1	0	0	0	0	0	0	0	1	0	0	.000	.000	.000	1	0	0	0	0

CAREER TRANSACTIONS

OPTIONS USED: 2/3

2017

Signed by SD as a second-round selection in the First-Year Player Draft, June 23



DYLAN CEASE

Height: 6-2 Bats: R
Weight: 209 Throws: R

X @DylanCease
@dylan cease7

84

RHP

Full Name	Dylan Edward Cease
Date of Birth	December 28, 1995 in Milton, Georgia
Current Residence	Woodstock, Georgia
2025 Opening Day Age	29
MLB Service Time	5.089
MLB Debut	July 3, 2019 vs. DET (with CWS)
How Obtained	Acquired by SD from CWS in a five-player deal on March 13, 2024
Contract Status	Signed through 2025

QUICK HITS

- From 2021-24, Cease led the Majors in total starts (130), strikeouts (891), pitches thrown (12,527) and breaking balls thrown (6,653).
- Earned his 2nd career All-MLB 2nd Team nod in '24, a campaign that was highlighted by throwing the 2nd-no hitter in SD's franchise history on July 25 at Nationals Park.
- Cease is joined by Aaron Nola, José Berríos, Patrick Corbin, Kevin Gausmann, Kyle Gibson and Charlie Morton as the only 7 pitchers to have made 30+ starts each season from 2021-24.
- With 224 strikeouts in '24, Cease eclipsed the 200-strikeout mark for the 4th straight season. The last 5 pitchers to post 200+ strikeouts in at least 4 straight seasons are Cease (4 seasons, 2021-24), Aaron Nola (5 seasons, 2018-23), Gerrit Cole (5 seasons, 2018-23), Charlie Morton (4 seasons, 2018-22) and Max Scherzer (9 seasons, 2012-21).
- Set a franchise record with 149 first-half strikeouts, passing Andy Benes' 138 in 1994 for the most strikeouts before the All-Star break in Padres history.
- Combined with rotation-mate Michael King (201 strikeouts) as just the 2nd Padres duo to eclipse the 200-strikeout plateau in the same season (also: Tyson Ross and James Shields in 2015). It was also 2 of the 12 200-plus strikeout campaigns in franchise history.
- Is the only pitcher since 1893 (first season mound distance of 60 feet 6 inches was established) to have multiple campaigns with at least 4 separate outings of 6.0+ IP with 1-or-fewer hits allowed (6 such outings with SD in '24, 4 such outings with CWS in '22).

2024 SEASON


- Acquired by SD from CWS in a 5-player deal on March 13 as the Padres broke camp in Peoria, Arizona, and met the team for the Seoul Series in South Korea to open up the 2024 season...although the trade was made official prior to the Padres departing and Cease was in Arizona with the White Sox, Cease had to locate his passport and pack, meeting the team 24 hours after the team charter had arrived.
- Went on to lead the SD staff in starts (33), IP (189.1), strikeouts (224), wins (14), quality starts (16), opponent OPS

ACCOLADES

- 2x All-MLB Second Team (2022 w/ CWS & 2024 w/ SD)
- 3x Pitcher of the Month (July 2024 w/ SD, June & July 2022 w/ CWS)
- National League Player of the Week (July 28, 2024 - SD)

- (.601), SO/9 IP (10.6), opponents' AVG (.200), total pitches (3,188) and pitches per game (96.6).
- His 33 starts led the Majors along with 7 others, and was 1 of just 4 NL starters to make 33 starts.
- From 2021-24, Cease's 130 starts led the Majors, ahead of Aaron Nola (129), José Berríos (128), Patrick Corbin (126) and Kevin Gausman (126).
- Cease is joined by Aaron Nola, José Berríos, Patrick Corbin, Kevin Gausmann, Kyle Gibson and Charlie Morton as the only 7 pitchers to have made 30+ starts each season from 2021-24.
- His 18 100+ pitch outings in '24 were most among all Major League hurlers, with CIN Hunter Greene ranking 2nd with 16...he owned more than half of the Padres 100+ pitch outings (18 of 33) in 2024.
- Since his 1st full season in '21 through '24, his 96.4 pitches per game were the 5th-highest average among all qualifying pitchers (min. 400 IP), trailing only Gerrit Cole (97.9), Sandy Alcantara (97.5), Zack Wheeler (97.1) and Luis Castillo (97.0).
- Among all qualifying NL hurlers in '24, he ranked 1st in whiff rate (32.4%) and total whiffs (498), 2nd in hits allowed/9 IP (6.51), T-2nd in total strikeouts (224), 3rd in pitches thrown (3,188), 3rd in SO/9 IP (10.65), 3rd in opponent OPS (.601), 4th in base runners allowed/9 (9.70), 4th in WHIP (1.07) and 6th in HR/9 IP (0.86).
- With 224 strikeouts on the campaign, Cease eclipsed the 200-strikeout mark for the 4th straight season...the last 5 pitchers to post 200+ strikeouts in at least 4 straight seasons are Cease (4 seasons, 2021-24), Aaron Nola (5 seasons, 2018-23), Gerrit Cole (5 seasons, 2018-23), Charlie Morton (4 seasons, 2018-22) and Max Scherzer (9 seasons, 2012-21).
- His 891 strikeouts from 2021-24 led the Majors, with the next closest being Corbin Burnes (858) and Aaron Nola (857).
- Combined with rotation-mate Michael King (201 strikeouts) as the only NL duo in the same rotation to rank in the Top 5 in punchouts in '24, also becoming just the 2nd Padres duo to eclipse the 200-strikeout plateau in the same season

DYLAN CEASE



(also: Tyson Ross and James Shields in 2015)...Cease and King accounted for 2 of the 12 200-plus strikeout campaigns in franchise history.

- 21 of his career 22 double-digit strikeout games have come since his first full-season in '21...the 21 double-digit strikeout games are tied for 3rd-most 10+ strikeout games over that span with Corbin Burnes (21) and Kevin Gausman (21), trailing only Gerrit Cole (24) and Blake Snell (22).
- Set a franchise record with 149 first-half strikeouts, passing Andy Benes' 138 in 1994 for the most strikeouts before the All-Star break in Padres history.
- With his 5th double-digit strikeout game of the season Sept 13 at SF, Cease became the 4th SP in MLB history to reach 1,000 strikeouts in fewer than 850.0 innings pitched, joining the 3 who were also at the ballpark that night to witness... Robbie Ray, Yu Darvish and Blake Snell.
- In 2023, Cease ranked among Major League leaders in swing and misses (5th, 468), and in '24, his 496 whiffs led the Majors, ahead of KC Cole Ragans' 486.
- His 27 whiffs on July 13 at ATL T2nd-most in a game league-wide in '24 with SF's Hayden Birdsong on July 21 @ COL, trailing only Blake Snell's 30 whiffs on July 27 vs. COL.
- In '24, Cease threw the 2nd-most breaking balls (1,753) in the Majors by a wide margin, with rotation-mate Matt Waldron's 1,422 ranking 2nd...opponents hit .176 against his breaking stuff in '24.
- From 2021-24, his 6,653 total breaking balls thrown were by far the most in the Majors, ahead of rotation-mate Yu Darvish (5,055), Charlie Morton (4,624) and Logan Gilbert (4,352).
- Cease's slider was his 2nd-most used pitch (42.9%), and it generated a league-high 44.6 whiff % and league-best .159 AVG.
- On the season, he owned a 32.4 whiff rate that ranked in the 92nd percentile league-wide (league average was 25.0%)... he's ranked in the 83rd-plus percentile in whiff rate each season since his first full campaign in 2021.
- Since the beginning of the 2021 season, Cease had 14 starts with at least 5.0 innings pitched and no more than one hit allowed...Blake Snell (12) and Freddy Peralta (10) had the 2nd and 3rd-most starts, respectively.
- From '21-24, Cease had 8 outings allowing 1 hit-or-fewer across at least 7.0 innings pitched, which are the most such starts in the Majors over that time frame...Blake Snell


DYLAN CEASE

has 6 such outings since '21, with 4 of those 6 coming in 2021-2023 with SD, while rotation-mate Joe Musgrove, Max Scherzer, Carlos Rodon, Alek Manoah, Framber Valdez and Bowden Francis are the only other 6 hurlers with 4 such outings.


- Before being designated as 1 of the Padres 3 Seoul Series Extras for the 2-game series vs. LAD at the Gocheok Sky Dome, he made the start in the March 11 exhibition game vs. the LG Twins at the Gocheok Sky Dome, allowing just 1 hit (a solo HR) across 30 pitches (19 strikes) in 2.0 IP....made his state-side Padres debut in the March 26 exhibition vs. SEA with 4.0 IP of 5-hit, 3-run ball, striking out 4 and walking 2.... he threw 46 of his 75 pitches for strikes.
- Made his regular season Padres debut March 30 vs. SF and was tagged with the loss, allowing 3 runs (2 ER) on 2 hits across 4.2 IP in SD's 9-6 defeat...he struck out 6 and walked 2, receiving 0 runs of support.
- Cease won his 3rd consecutive start, lowered his season ERA to 1.82, and made Coors Field history in his 5th start of the season vs. the Rockies on April 22...he became the first and only pitcher in Coors Field history (since 1995) to allow 1 hit-or-fewer and issue 0 walks across 7.0+ IP.
- The right-hander made his 1st career starts vs. the Phillies on April 27 and vs. Nats on June 26...he has now faced 29 ML teams, leaving his former club, the Chicago White Sox, as the only team left for him to square off against...entering this season, the Nationals, Phillies and White Sox were the 3 teams he was yet to face.
- On May 8 at Wrigley Field in SD's 3-0, 1-hit shutout victory at Wrigley Field, Cease started the Padres' historic streak of starting pitching, posting the 1st of 4 consecutive outings allowing 2 hits-or-fewer across at least 5.0 IP...the Padres became the first team to string together 4 consecutive such starts since at least 1893 (the first season the current mound

distance was established)...it was also the first time in the Statcast era (since 2015) the Cubs did not have a hard-hit ball (exit velo 95+mph) at Wrigley Field.

- On June 29 vs. MIL, he posted his 2nd double-digit strikeout game of the season (10) while walking 2, and became just the 2nd Padre pitcher to ever go 4.2-or-fewer innings and also punch out at least 10 batters (also: Andrew Cashner on June 1, 2015 vs. NYM, going 4.2 IP with 12 SO).
- Across 6 starts in July, Cease led the Majors in strikeouts (49) and tied for the ML-lead in wins (4) and starts (6)...he also ranked 2nd in IP (38.1), 3rd in opp. AVG (.143), 6th in WHIP (0.81) and 9th in ERA (2.35).
- The 2022 AL Cy Young runner-up won 4 games within a single month for the first time since July 2022, and became the first Padres starter with 4 wins in a single month since Snell did so in July 2023, en route to his Cy Young Award.
- From July 13-July 25, Cease became the 1st pitcher since at least 1901 to go 6.0+ IP and allow 1 hit-or-fewer in 3 straight outings, and also became the 1st pitcher since at least 1901 with 30-or-more SO and 2-or-fewer hits allowed in a 3-outing span.
- Cease set a single-season Major League record with 5 outings in which he allowed 1 hit-or-fewer across 7.0+ IP (April 22 at COL, May 8 at CHC, June 26 vs. WSH and July 20 @ CLE and July 25 @ WSH)...TOR's Bowden Francis had 4 such outings in 2024, and prior to this season, the last MLB pitcher to have 4 such outings was Hall-of-Famer Grover Cleveland "Pete" Alexander.
- Also set an MLB record with 6 outings of 6.0+ IP with 1 hit-or-fewer allowed, and no other pitcher since at least 1893 (first season mound distance of 60 feet 6 inches established) has had more than 4 such outings (happened several times)...Cease, however, is the only pitcher to ever



DYLAN CEASE



to have multiple campaigns with at least 4 such separate outings, with the 4 he had in '22 with CWS.

- Across his final start of the 1st half (July 13 vs. ATL) and his 1st start of the 2nd half (July 20 at CLE), he became the first Padres pitcher to ever have back-to-back starts in which he allowed no more than one hit and zero runs to go along with double-digit strikeouts.
- His 4 consecutive wins from July 13-31 tied his 4 from Aug. 2-18, 2020 for the 2nd-longest winning decision streak of his career, trailing only his career-high 5 from July 12-Aug. 5, 2022.
- On July 25 at WSH, the right-hander twirled the 2nd no-hitter in Padres' history, permitting 3 walks with 9 SO after waiting out a 76-minute rain delay in the top of the first inning...he capped off his performance by retiring the final 9 batters in order.
- Previously, Cease's longest no-hit bid was 8.2 IP on Sept 3, 2022, when now-teammate Luis Arraez broke up the no-hitter with a 2-out single in the 9th inning...Cease became the 6th pitcher in the Expansion Era (since 1961) to both lose a no-hit bid with 2 outs in the 9th inning-or-later and later complete a no-no, joining Roy Halladay, Dave Stieb, Tom

Seaver, Jim Maloney and Larry Dierker.

- Cease's final pitch of the no-hitter was his 114th of the game, setting a new career-high...had thrown 113 pitches twice, on May 8, 2024 @ CHC and April 16, 2023 vs. BAL.
- Earned his 3rd career Pitcher of the Month award for July after previously winning in back-to-back months in June and July 2022 as a member of CWS...also earned his first career Player of the Week honor on July 29, becoming the 2nd pitcher to win the award in '24 after HOU's Ronel Blanco took home the AL weekly won on April 6, following his no-hitter...he's the 1st SD pitcher to win the award since rotation-mate Yu Darvish on September 19, 2022.
- In his first start vs. LAD as a Padre on Wed, July 31, Cease allowed his first run since July 7 at AZ in the 3rd inning, snapping his career-high scoreless inning streak at 24.0 IP...it was the 2nd-longest scoreless-inning streak by an SD hurler in '24, trailing only Yu Darvish's 25.0 scoreless frames from April 14-May 19...it also tied for the 4th-longest streak by an SP league-wide in '24.
- The right-hander faced off against PIT on Tues, Aug. 6 for the first time since 2021 but threw just 14 pitches in the shortest outing of his career (1.0 IP)...he did not return after a

DYLAN CEASE



2 hour and 40 minute rain delay, and did not have a chance to earn the win in his 5th consecutive start.

POSTSEASON: Cease made the 2nd and 3rd Postseason starts of his career (3rd and 4th appearances) in the NLDS vs. the Dodgers.

- He was spotted a 3-0 lead in Game 1 of the NLDS on Oct. 5 at Dodger Stadium, but allowed 5 ER on 6 hits with 5 SO and 2 BB across 3.1 IP, not factoring into SD's 7-5 defeat.
- He was tagged with the loss in SD's 8-0, Game 4 defeat on Oct. 9 at Petco Park, allowing 3 ER on 4 hits with 1 SO and 1 BB.

2023

- Set career highs in starts (33) and pitches thrown (3,262) ... ranked among the American League leaders in starts (T1st), strikeouts per 9.0 IP (2nd, 10.88), strikeouts (5th, 214) and home runs per 9.0 IP (7th, 0.97).
- His ERA increase of 2.38 from 2022 (2.20 to 4.58) was the largest in MLB among qualifying pitchers.
- Recorded his third consecutive season with 200-plus

strikeouts, joining Chris Sale (2013-16) and Ed Walsh (1910-12) as the only 3 pitchers in White Sox history to accomplish that feat.

- Finished the season in 23rd place in Sox history with 792 strikeouts, one behind Juan Pizarro for 22nd...moved up 11 spots during the season.
- Ranked among the MLB leaders in swing and misses (5th, 468) and swinging strike percentage (7th, 13.6) ... posted a 43.3 whiff percentage with his slider, the ninth-highest mark in baseball (min. 150 plate appearances).
- Made his first career Opening Day start on March 30 at Houston, the defending World Series champion...posted a no decision despite allowing one run on two hits with no walks and 10 strikeouts over 6.1 IP...retired 19 straight batters after allowing a leadoff single to Jeremy Peña, which was the 3rd-longest streak on Opening Day since at least 1974 (STATS LLC).
- Became the fourth pitcher in AL history with no walks and 10+ strikeouts on Opening Day, joining Hall-of Famers Walter Johnson (1916) and Mike Mussina (1998) and Jered Weaver (2012)...source: ESPN Stats and Info.
- Went 0-0 with a 2.20 ERA (7 ER, 28.2 IP), .192 (20-104)

DYLAN CEASE



opponents average and 42 strikeouts over five starts in the June.

- Set the club record with his 8th straight ND on July 7 vs. St. Louis (5 ER, 6.0 IP)...also reached 700 career strikeouts in 583.0 IP, the fastest pace to the milestone in club history (Elias)...snapped his eight-start stretch of no decisions with a win on July 16 at Atlanta (1 ER, 5.0 IP), his first career start in his native Georgia.
- Earned the win on Aug. 7 vs. the Yankees, allowing one hit with a career-high tying seven walks over 5.1 scoreless IP... became the first White Sox pitcher since Dan Wright on Aug. 6, 2001 vs. Tampa Bay to record a win while issuing seven-plus walks in a scoreless outing.

2022

- Finished in second place in the AL Cy Young Award voting with 97 points, the highest finish by a White Sox pitcher since RHP Esteban Loaiza also was the runner-up in 2003.
- Ranked among the MLB leaders in ERA (3rd, 2.20), opponents' AVG (3rd, .190) and SLG (3rd, .306), strikeouts per 9.0 IP (4th, 11.10) and strikeouts (5th, 227).
- His 11.10 SO/9.0 IP ranked fifth in Sox history (his 12.28 mark in 2021 is the club record), his 227 strikeouts ranked eighth, and his 2.20 ERA was the lowest by a qualifying White Sox pitcher in a full season since Chris Sale in 2014 (2.17).
- Set a MLB record with 14 straight starts of allowing 1 ER-or-fewer from May 29-Aug11 (0.66 ERA; 6 ER/82.0 IP)... allowed one or zero earned runs 23 times during the season, the most by a MLB starter (non opener) since Tampa Bay's Blake Snell in 2018 (also 23).
- Made five starts of 6.0-plus scoreless IP and three or fewer hits allowed, tied for fourth-most in MLB behind Zac Gallen (seven), Yu Darvish (six) and Shohei Ohtani (six).
- The White Sox went 20-12 in his starts (61-69 otherwise)... made 16 quality starts and allowed just 6.16 hits per 9.0 IP.
- Received a ND on May 12 vs. the Yankees after allowing six runs on six hits with a career-high tying 11 strikeouts over 4.0 IP...joined former teammate LHP Carlos Rodón (July 25, 2017 at CHC) as the only pitchers in MLB history to strike out 11 batters in 4.0 IP or less.
- Did not allow an earned run in 5 straight starts from May 29-June 1 (27.1 IP), joining Doc White (five straight shutouts in 1904) as the only starting pitchers in White Sox history to accomplish that feat...extended the streak to 29.1 IP on June 26 vs. Baltimore.
- Went 8-3 with a 0.66 ERA (6 ER, 82.0 IP), .172 (50-290) opponents average and 103 strikeouts over 14 starts from May 29-Aug. 11...allowed 1 ER-or-fewer in each of the 14 outings, the longest streak in MLB history (previous mark was 12)...the only other starters in MLB history to allow 1 ER-or-fewer in 14 or more consecutive starts were openers...his 0.66 ERA is the 4th-best mark in MLB (since 1913) over any 14-start stretch in the same season behind Bob Gibson (0.56 ERA in 1968) and Walter Johnson (0.58 ERA in 1918)...five of

his six earned runs allowed came on solo home runs.

- Threw 21.2 consecutive scoreless IP from July 7-31, the longest streak by a White Sox pitcher since Lucas Giolito (22.0 IP) from May 28-June 8, 2019.
- Allowed one-plus run with zero earned runs in 4 consecutive starts from May 29-June 21, the first MLB pitcher in the modern era to post those numbers .
- Was named AL Pitcher of the Month for June, his first career monthly honor...went 2-1 with a 0.33 ERA (1 ER, 27.1 IP), 45 strikeouts (14.82 per 9.0 IP) and a .192 (19-99) opponents average over five starts to become the first White Sox pitcher to win the award since Giolito in May 2019...made five consecutive starts without allowing an earned run from May 29-June 26 (29.1 IP), joining Doc White in 1904 as the only starting pitchers in Sox history to accomplish that feat.
- Was named the AL Pitcher of the Month for July, his second consecutive monthly honor...went 5-1 with a 0.76 ERA (3 ER, 35.2 IP), .188 (24-128) opponents' AVG and 40 strikeouts over six starts...all three runs allowed came on solo home runs...surrendered four hits-or-fewer four times...led the AL in ERA and wins.
- His 0.76 ERA in July followed a 0.33 mark in June as he became the first Sox pitcher since at least 1913 to record a sub-1.00 ERA in consecutive months.
- Allowed three earned runs over 5.0 IP on Aug. 16 vs. Houston, ending his streaks of 11 straight starts of 5.0-plus IP and one run or less, and 14 in a row of one earned run or less...per Elias, joined Bob Gibson (11 in 1968) of the St. Louis Cardinals and Jack Coombs (11 in 1910) of the Philadelphia A's as the only pitchers in MLB history to allow one run or less over 5.0-plus IP in 11 consecutive starts.
- Lost his bid for a no-hitter with two outs in the ninth on Sept. 3 vs. Minnesota when Luis Arráez singled...walked two and struck out seven in his second career complete game and shutout (first of 9.0 IP)...became first pitcher in Sox history to lose a no-hitter with two outs in the ninth since Ken Brett on May 26, 1976 vs. California (Elias/STATS)
- First MLB pitcher since Grover Cleveland "Pete" Alexander in 1915 to record four games in a season with 6.0-plus shutout IP and no more than one hit allowed (ELIAS).

2021

- Established career bests in virtually every category, including strikeouts (226), IP (165.2), wins (13) and ERA (3.91).
- His 12.28 SO/9.0 IP led the AL and established a White Sox single-season record...his 226 strikeouts ranked third in the AL and tied for the 8th-highest total in Sox history...recorded eight 10-plus strikeout games, tied with Chris Sale (2014) for second-most in club history (Sale 13 in 2015)... became the first Sox RHP to finish in the Top 3 of the AL in strikeouts since Esteban Loaiza led with 207 in 2003.
- Along with Lucas Giolito (201), became just the second Sox teammates to each record 200-plus strikeouts, joining Tom

DYLAN CEASE

Bradley (206) and Wilbur Wood (210) in 1971.

- Recorded 478 swing and misses (242 inside the strike zone), the fifth-most in baseball...recorded 10-plus swing/misses in a game 29 times and 20-plus five times.
- Limited lefties to a .226 (70-310) average, down from .256 in 2020 and .285 in 2019.
- Recorded his first career complete game and shutout on April 29 vs. Detroit (G2) ... struck out nine and surrendered just three hits over a career-high tying 7.0 scoreless IP (third time)...retired the final 17 Tigers of the game.
- May 4 @ CIN, went 3-3 with two singles and a double in his first professional plate appearances...became the 9th pitcher in the modern era (since 1900) to allow no runs, strike out 10-plus batters and collect three-plus hits...it was the first such performance in MLB since St. Louis' Adam Wainwright on April 13, 2013 vs. MIL...prior to Wainwright, the last MLB pitcher with such an outing was Oakland's Jim "Catfish" Hunter in his perfect game on May 8, 1968 vs. Minnesota...former White Sox manager Tony La Russa was optioned before the game and watched the performance from the Athletics clubhouse...first Sox pitcher to start his career 3-3 at the plate, and the first in the AL since Boston's Boo Ferriss in 1945...third MLB pitcher since 1974 to start his career 3-3, joining Montreal's T.J. Tucker (2000-02) and the Mets' Steven Matz (2015)...first AL pitcher to outpitch an opponent in a game since Vida Blue, who outpitched Kansas City (2-1) on Sept. 11, 1970.
- Improved to 8-0 in his first eight career starts vs. the Tigers on June 12 at Comerica Park (2 ER, 5.0 IP) ...became first in MLB to win at least 8 of their first starts vs. an opponent since Jamie Moyer won his first 10 against Florida from 2006-08.

POSTSEASON: Started Game 3 of the ALDS vs. Houston, the Sox first home playoff game since 2008...posted a ND despite allowing three runs on two hits with three walks and two strikeouts over 1.2 IP, his shortest start of the season...the White Sox won, 12-6.

2020

- Made his first career Opening Day roster...lowered his ERA from 5.79 in 2019 to 4.01.
- Averaged 6.79 strikeouts and 5.25 walks per 9.0 IP (9.99 and 4.32 in 2019)...his 5.25 walks and 1.85 home runs per 9.0 IP (12 HR) both were the highest rates in the AL.
- His four-game winning streak ended on Aug. 23 at the Cubs despite allowing two runs on four hits over 6.0 IP against his former team...carried a 1-0 lead into the sixth inning before allowing a two-run homer to Kyle Schwarber.
- Went 0-2 with a 5.71 ERA (11 ER, 171 IP) over his final 4 starts...walked a career-high 7 batters with zero hits allowed over 3.0 IP on Sept. 20 at CIN.

POSTSEASON: Made his Postseason debut with a relief appearance in the AL Wild Card Series at OAK, working 1.0 scoreless IP in Game 2.

2019

- His average of 9.99 strikeouts per 9.0 IP (81 SO/73.0 IP) was the highest in franchise history by a rookie (min. 10 starts)...his fastball averaged 96.6 mph and topped out at 100.1 mph.
- His contract was selected from Charlotte on July 3...made his MLB debut in Game 1 of a doubleheader that day vs. DET...earned the win, allowing three runs over 5.0 IP...recorded his first career strikeout (JaCoby Jones) in the 2nd inning.
- Worked a career-high 7.0 IP on Aug. 1 vs. the Mets (4 ER)...struck out 9 over 6.0 IP in a win on Aug. 23 vs. TEX.
- Struck out 11 on Sept. 3 at CLE, tied with Carlos Rodón (Aug. 11, 2015 vs. LAA) and Chris Knapp (Sept. 13, 1976 vs. KC) for the 3rd-highest total by a Sox rookie since 1964 (STATS).
- Was scratched from his final start on Sept. 26 vs. CLE with a strained left hamstring suffered warming up in the bullpen.
- Entered the season rated as the No. 38 prospect in baseball by *Baseball America* and No. 25 by MLB.com.

2014-18

- Was named MLB Pipeline Pitcher of the Year in **2018** after combining to go 12-2 with a 2.40 ERA (33 ER, 124.0 IP), 160 strikeouts (11.6 per 9.0 IP) and a .189 (82-434) opponents' AVG over 23 starts between Class A Winston-Salem and Class AA Birmingham...opened the season with the Dash and went 9-2 with a 2.89 ERA (23 ER, 71.2 IP) and a Carolina-League leading 82 strikeouts in 13 starts...was named CL Pitcher of the Week for April 30-May 6 after going 2-0 with a 0.69 ERA (1 ER, 13.0 IP) and 18 strikeouts in 2 starts...struck out 12 over 7.0 scoreless IP on May 1 vs. Lynchburg...promoted to Birmingham on June 19...went 3-0 with a 0.94 ERA (5 ER, 47.2 IP) and 71 strikeouts over his last final starts...was named the White Sox Minor League Pitcher of the Month in July (2-0, 1.20) and August/September (1-0, 0.51)...tossed 24.0 consecutive scoreless IP from July 20-Aug. 10...threw 7.0 scoreless IP on July 25 vs. Tennessee, allowing 1 hit with a career-high tying 12 strikeouts...fanned 11 batters over 5.0 scoreless IP in his final start on Aug. 22 at Jacksonville, his 3rd game of the season with 10-plus...entered the season rated by MLB.com as the No. 5 prospect in the Sox system and No. 61 overall in baseball.
- Split the **2017** season between Class A South Bend in the Cubs organization and Class A Kannapolis (White Sox)...was acquired by CWS on July 13 as part of a 5-player deal...combined to post a 3.28 ERA (34 ER, 93.1 IP) with 126 strikeouts (12.2 per 9.0 IP) in 22 starts between the two teams...was named to the Midwest League Mid-Season All-Star Team with South Bend despite being on the IL from May 19-June 10 with a sprained right ankle...posted a 0.60 ERA (1 ER, 15.0 IP) over his first 3 starts...threw 6.0 hitless IP on April 19 vs. Great Lakes...struck out 10 batters over 4.2 IP on April 29 at Fort Wayne...was scheduled to start Game 1 of the SAL playoffs for Kannapolis but was placed on the injured list on Sept. 6 with a strained right shoulder.

DYLAN CEASE



- In **2016**, was named to the Northwest League Post-Season All-Star Team at Class A Eugene, where he averaged 13.3 strikeouts per 9.0 IP (66 SO/44.2 IP) and held opponents to a .175 (27-154) average...was named NWL Pitcher of the Week from Aug. 29-Sept. 5.
- Made 11 appearances (8 starts) with the AZL Cubs in **2015**... did not make his pro debut until June 22 due to Tommy John recovery.
- Drafted by the Cubs in the 6th-round of the **2014** First-Year Player Draft, and did not pitch in 2014 while recovering from Tommy John surgery.

PERSONAL

- Has a twin brother, Alec.
- Is an avid frisbee golf player...co-owns and operates frisbee golf businesses in both Tuscaloosa, Ala. and Brooksville, Fla.
- He and his father took up beekeeping in Georgia during the COVID-19 pandemic and now produces raw honey.
- Graduated in 2014 from Milton (Ga.) High School...was a pre-season First Team All-American entering his senior season
- After going 9-0 with a 0.81 ERA (69.1 IP) and 100 strikeouts as a junior...required Tommy John surgery during his senior year.
- Was named a 2013 Under Armour All-American and a 2014 Perfect Game First Team All-American.

DYLAN CEASE CAREER PITCHING

Season	Team	Level	W	L	ERA	G	GS	CG	SV	SVO	IP	H	R	ER	HR	HB	BB	SO	WHIP	AVG	AB	WP	GIDP	TBF	NP-S
2015	A-CUB	ROK	1	2	2.63	11	8	0	0	0	24.0	12	12	7	0	2	16	25	1.17	.145	83	9	1	101	213 - 137
2016	EUG	A(Short)	2	0	2.22	12	12	0	0	0	44.2	27	14	11	1	2	25	66	1.16	.175	154	4	4	182	640 - 404
2017	SB	A(Full)	1	2	2.79	13	13	0	0	0	51.2	39	18	16	2	2	26	74	1.26	.214	182	7	5	213	891 - 548
2017	KAN	A(Full)	0	8	3.89	9	9	0	0	0	41.2	35	22	18	1	1	18	52	1.27	.229	153	3	0	175	707 - 449
2017	2 Teams	Minors	1	10	3.28	22	22	0	0	0	93.1	74	40	34	3	3	44	126	1.26	.221	335	10	5	388	1598 - 997
2017	2 Teams	A(Full)	1	10	3.28	22	22	0	0	0	93.1	74	40	34	3	3	44	126	1.26	.221	335	10	5	388	1598 - 997
2018	WS	A(Adv)	9	2	2.89	13	13	0	0	0	71.2	52	31	23	5	3	28	82	1.12	.204	255	5	6	290	1147 - 732
2018	BIR	AA	3	0	1.72	10	10	0	0	0	52.1	30	11	10	3	0	22	78	0.99	.168	179	3	0	202	947 - 562
2018	2 Teams	Minors	12	2	2.40	23	23	0	0	0	124.0	82	42	33	8	3	50	160	1.06	.189	434	8	6	492	2094 - 1294
2019	CLT	AAA	5	2	4.48	15	15	0	0	0	68.1	75	39	34	4	3	32	73	1.57	.284	264	7	5	304	1225 - 765
2019	CWS	MLB	4	7	5.79	14	14	0	0	0	73.0	78	51	47	15	2	35	81	1.55	.271	288	4	8	326	1364 - 821
2020	CWS	MLB	5	4	4.01	12	12	0	0	0	58.1	50	30	26	12	5	34	44	1.44	.234	214	1	10	255	1085 - 626
2021	CWS	MLB	13	7	3.91	32	32	1	0	0	165.2	139	77	72	20	9	68	226	1.25	.223	623	13	7	708	2957 - 1841
2022	CWS	MLB	14	8	2.20	32	32	1	0	0	184.0	126	55	45	16	3	78	227	1.11	.190	663	7	5	747	3120 - 1941
2023	CWS	MLB	7	9	4.58	33	33	0	0	0	177.0	172	98	90	19	9	79	214	1.42	.250	689	14	6	784	3262 - 2017
2024	SD	MLB	14	11	3.47	33	33	1	0	0	189.1	137	80	73	18	2	65	224	1.07	.200	684	12	11	762	3188 - 1999
Career	2 Teams	MLB	57	46	3.75	156	156	3	0	0	847.1	702	391	353	100	30	359	1016	1.25	.222	3161	51	47	3582	14976 - 9245
Career	7 Teams	Minors	21	16	3.02	83	80	0	0	0	354.1	270	147	119	16	13	167	450	1.23	.213	1270	38	21	1467	5770 - 3597

POSTSEASON (COMBINED)

Season	Team	Level	W	L	ERA	G	GS	CG	SV	SVO	IP	H	R	ER	HR	HB	BB	SO	WHIP	AVG	AB	WP	GIDP	TBF	NP-S
2020	CWS	MLB	0	0	0.00	1	0	0	0	0	1.0	0	0	0	0	0	0	0	0.00	.000	3	0	0	3	14 - 10
2021	CWS	MLB	0	0	16.20	1	1	0	0	0	1.2	2	3	3	0	0	3	2	3.00	.286	7	0	0	10	44 - 20
2024	SD	MLB	0	1	14.40	2	2	0	0	0	5.0	10	8	8	2	0	3	6	2.60	.400	25	0	0	28	120 - 72
Career	2 Teams	MLB	0	1	12.91	4	3	0	0	0	7.2	12	11	11	2	0	6	8	2.35	.343	35	0	0	41	178 - 102

CAREER TRANSACTIONS

OPTIONS USED: 1/3

- 2014** Signed by CHC as a 6th-round selection in the First-Year Player Draft, July 7
- 2017** Acquired by CWS from CHC along with Bryant Flete, Eloy Jimenez and Matt Rose in exchange for Jose Quintana, July 13
- 2024** Acquired by SD from CWS in exchange for Drew Thorpe, Jairo Iriarte, Samuel Zavala and Steven Wilson, March 13



HAROLD CHIRINO

NRI

Height: 6-2 Bats: R
Weight: 216 Throws: R

63
RHP

[chee-REE-no]
@thechiri_
@haroldchirino_16

Full Name	Harold Jose Gregorio Chirino Yeppez
Date of Birth	January 12, 1998 in Pueblo Nuevo, Venezuela
Current Residence	Pueblo Nuevo, Venezuela
2025 Opening Day Age	27
MLB Service Time	0.000
How Obtained	Signed as a minor league free agent on November 18, 2024
Contract Status	Signed through 2025

QUICK HITS

- Signed with SD on a minor league deal for 2025 after spending parts of 7 seasons in all levels of the Milwaukee Brewers farm system from 2016-24. Owned a 4.00 ERA across 306.0 IP and 176 minor league appearances (22 starts).
- After undergoing Tommy John surgery in 2018, he worked exclusively as a reliever from 2019-24. Tossed at least 2.0 innings in 47 of his 149 appearances over that timeframe, going 8-2 with 2 SV in 4 SVO with a 1.34 ERA and .204 opponents AVG when recording at least 6 outs.

2024 SEASON

- In his final season with MIL, split the campaign between Triple-A Nashville and Double-A Biloxi, going 3-5 with a 4.79 ERA (25 ER, 47.0 IP), 1.90 WHIP and .302 opponents' AVG across 38 relief appearances.
- Began the season with Nashville, where he went scoreless in 19 of his 31 appearances from March 30-August 3.
- Held a season-long 3.28 ERA with NSH before allowing season highs in hits (5) and earned runs (5) on August at Gwinnett, raising his ERA to 4.46.
- Recorded nearly as many walks (31) as strikeouts (33) at the Triple-A level.
- Transferred to the Development List on August 6 before being assigned to Double-A Biloxi on August 20, where he finished out the season.
- Went 1-1 with a 5.91 ERA across 7 appearances 10.2 IP with Biloxi...4 of his 7 ER allowed came in 1 outing (Aug. 27 vs. Montgomery)...posted a 16-to-3 SO/BB ratio.
- Tossed 2.0+ IP in 8 of his 38 appearances on the season, going scoreless in 6 of those 8 with a 1.65 ERA (3 ER, 16.1 IP).
- Limited RHH to a .239 AVG and .730 OPS while LHH batted .360 with a 1.057 OPS.

2023

- Missed the majority of the season with bruised ribs in early May followed by a lat strain in late May that caused him to miss the remainder of the year.
- Did not pitch after May 19...did not allow a run in his 11

- appearances in at Double-A Biloxi, all coming in relief.
- Held opponents to a .156 batting average with 22 strikeouts in 14.0 innings.
- Posted a 22-to-3 strikeout-to-walk ratio.
- Finished off games in 9 of his 11 appearances, with Biloxi going 5-6 in his outings.
- Did not allow a hit with runners in scoring position (0-11).

2022

- Spent the entire season at Biloxi, his first work at the Double-A level...went 3-3 with 3 SV in 7 SVO along with a 3.42 ERA (19 ER, 50.0 IP) and .235 opponents' AVG across a career-high 43 appearances.
- Posted a 1.85 ERA (5 ER, 24.1 IP) in his 21 home appearances against a 4.55 ERA (14 ER, 27.2 IP) in his 22 away outings.
- Limited righties to a .187 opponent clip while LHH batted .265.
- With the bases empty, opponents hit .232...with RISP, they hit .208.
- Owned a 0.87 ERA (2 ER, 20.2 IP) across his first 15 app form April 8-May 28.
- Allowed an ER in his season debut before posting a 12.0 scoreless inning streak across 8 appearances from April 13-May 6.
- Tagged for a career-high 6 ER in 0.1 IP on July 12 at Tennessee...following that outing, went scoreless in 15 of his final 19 outings from July 16-Sept.17, going 2-1 with 3 SV/4 SVO, 1.80 ERA and .205 opponents' AVG.

2021

- Spent all of 2021 at High-A Wisconsin, posting career highs in wins (6), saves (7), innings pitched (51.0) and strikeouts (75).
- Converted 7 of his 8 save opportunities...earned the win in his lone blown save on May 22 at West Michigan...in the 8 SVO, he posted a 2.38 ERA (3 ER, 11.1 IP) with a 14.30 SO/9 IP ratio and a .195 opponents' AVG.
- Right-handed hitters batted .295, while he limited LHH to a .208 clip.
- Following the season, pitched for Anzoátegui in the Venezuelan Winter League, making 9 relief appearances.

HAROLD CHIRINO



NRI

2016-20

- Missed the **2020** season due to the COVID-19 pandemic.
- After undergoing Tommy John surgery in **2018** and missing the entire campaign, he worked exclusively as a reliever for the first time in **2019**, splitting the season between at the rookie level between the Arizona League Brewers and Rocky Mountain Vibes...posted a combined 3.18 ERA across 22 relief outings and 39.2 IP...his Tommy John surgery took place on May 24, 2018, performed by Dr. William Raasch.
- Worked primarily as a starter for Rookie-Level Helena in **2017**, making 11 starts across his 16 appearances...went 1-6 with a 6.94 ERA (36 ER, 46.2 IP).

- Made his professional debut with the Dominican Summer League Brewers in **2016**, going 4-4 with a 3.12 ERA (20 ER, 57.2 IP) across 11 appearances (all starts).

PERSONAL

- Has a son named Maximiliano.
- His favorite player growing up was Félix Hernández.

HAROLD CHIRINO CAREER PITCHING

Season	Team	Level	W	L	ERA	G	GS	CG	SV	SVO	IP	H	R	ER	HR	HB	BB	SO	WHIP	AVG	AB	WP	GIDP	TBF	NP-S
2016	D-BRW	ROK	4	4	3.12	11	11	0	0	0	57.2	58	25	20	1	8	14	40	1.25	.269	216	2	5	244	376 - 307
2017	HEL	ROK	1	6	6.94	16	11	0	0	0	46.2	54	39	36	6	6	29	44	1.78	.283	191	7	2	226	899 - 530
2019	RMV	ROA	0	0	0.00	3	0	0	0	0	6.0	2	1	0	0	0	3	6	0.83	.105	19	2	1	23	104 - 63
2019	A-BRB	ROK	2	0	3.74	19	0	0	0	0	33.2	32	15	14	0	4	15	41	1.40	.250	128	2	3	147	307 - 226
2019	2 Teams	Minors	2	0	3.18	22	0	0	0	0	39.2	34	16	14	0	4	18	47	1.31	.231	147	4	4	170	411 - 289
2021	WIS	A+	6	5	3.88	35	0	0	7	8	51.0	51	30	22	9	8	23	75	1.45	.254	201	5	2	235	942 - 586
2022	BLX	AA	3	3	3.29	44	0	0	3	7	52.0	44	24	19	4	9	25	50	1.33	.228	193	2	5	230	855 - 491
2023	BLX	AA	0	0	0.00	11	0	0	0	0	14.0	7	0	0	0	0	3	22	0.71	.156	45	1	1	48	202 - 135
2024	BLX	AA	1	1	5.06	7	0	0	0	0	10.2	9	7	6	3	2	3	16	1.13	.225	40	0	1	45	190 - 129
2024	NAS	AAA	2	4	4.67	30	0	0	0	2	34.2	44	28	18	4	2	30	32	2.13	.321	137	2	6	173	671 - 375
2024	2 Teams	Minors	3	5	4.76	37	0	0	0	2	45.1	53	35	24	7	4	33	48	1.90	.299	177	2	7	218	861 - 504
Career	7 Teams	Minors	19	23	3.97	176	22	0	10	17	306.1	301	169	135	27	39	145	326	1.46	.257	1170	23	26	1371	4546 - 2842

CAREER TRANSACTIONS

OPTIONS USED: 0/3

- 2015** Signed by MIL as an international free agent, November 11
- 2024** Signed by SD as a minor league free agent, November 18



TOM COSGROVE

Height: 6-2 Bats: L
Weight: 191 Throws: L

59

LHP

[COSS-grove]
@tomcosgrove_

Full Name	Thomas Cosgrove
Date of Birth	June 14, 1996 in Staten Island, New York
Current Residence	Staten Island, New York
2025 Opening Day Age	28
MLB Service Time	1.085
MLB Debut	April 29, 2023 vs. SF (with SD)
How Obtained	Signed by SD as a 12th-round selection in the 2017 First Year Player Draft on June 24, 2017
Contract Status	Signed through 2025

QUICK HITS

- Made his 1st career Opening Day roster in 2024, totaling just 18 appearances across 4 separate stints with SD's big league squad.
- Allowed just 1 stolen base in his first 72 MLB appearances from 2023-24, 1 of just 8 pitchers league-wide to allow 1 stolen base-or-fewer across at least 70 appearances from '23-24.
- His 1.75 ERA and .173 opponents' AVG ranked 1st among all qualifying rookies in 2023, while his 54 appearances were 3rd-most among NL rookies. His 1.75 ERA tied Akinori Otsuka in 2004 for lowest ERA by a rookie in franchise history.
- Posted a franchise-record 14 consecutive scoreless appearances to begin his ML career. His 15.0-consecutive scoreless innings pitched was the 5th-longest streak by an SD reliever to begin a career (excluding starts).
- Cosgrove was drafted by the Padres on the 3rd day of the 2017 First-Year Player Draft, which also happened to be his 21st birthday.
- Underwent Tommy John surgery in September 2019. Following the procedure, switched from being utilized as a starter to a reliever.
- In 2022 Spring Training, the Padres' player development group suggested Cosgrove drop to a three-quarters delivery, which Tom now uses.
- A native of Staten Island, New York, Tom attended Manhattan College, which is a few minute drive from Yankee Stadium. Was drafted by the Padres following his junior year, finishing his college career ranked 6th in school history with 225 strikeouts.

2024 SEASON

- Allowed multiple runs 4 times in his 18 outings for SD in 2024, including career highs in ER (6), hits (5) and home runs (2) on March 30 vs. SF...allowed 2 ER just 3 times in his 54 appearances during his rookie 2023 campaign, and his 3 HR allowed in '24 matched his 3 long balls allowed in '23.
- His 83.9 mph average exit velocity in 2023 ranked in the 100th percentile league-wide, and while he didn't pitch enough in '24 to qualify, his 86.6 mph average exit velocity

was south of the league average (88.5 mph).

- Made his 1st career Opening Day roster and recorded 18 appearances across 4 separate stints with the Padres.
- 15 of his 18 outings on the season came from March 20-April 29, and he was scored upon in 6 of those 15 appearances (10.50 ERA, 1.83 WHIP, .327 AVG)...optioned to Triple-A El Paso on April 30.
- Recalled on June 21, and allowed a combined 5 ER across 3 outings from June 21-26 (16.88 ERA, 2.63 WHIP, .462 AVG)... placed on the 15-day IL (left elbow inflammation) on June 28 before being reinstated on July 25 and sent back to ELP.
- Recalled from ELP twice in September 1 but did not make an appearance.
- Allowed multiple runs 4 times in his 18 outings for SD in 2024, including career highs in ER (6), hits (5) and home runs (2) on March 30 vs. SF...allowed 2 ER just 3 times in his 54 appearances during his rookie 2023 campaign, and his 3 HR allowed in '24 match his 3 long balls allowed in '23.
- Despite opponents hitting .354 (14.11 H/9 IP) against him, his 86.6 mph average exit velocity was south of the league average (88.5 mph).

2023

- Had his contract selected and was added to the Padres' 40-man roster in the offseason on November 15, 2022.
- Among qualifying Major League rookie relievers, he ranked 1st in ERA (1.75) and opponents' AVG (.173).
- Posted the 4th-most appearances out of the SD pen (54), which ranked 3rd among all NL rookies, behind only ARI's Scott McGough (63) and CIN's Fernando Cruz (58).
- The 54 appearances were the most by a Padres' rookie since Jose Torres' 62 in 2017.
- Posted a franchise-record 14 consecutive scoreless appearances to begin his career from April 29-June 11, with the streak snapped in the 8th inning on June 11 @ COL, surrendering a game-tying solo HR to Ryan McMahon...the 15.0 consecutive scoreless IP was 5th longest scoreless-inning streak by a reliever to begin a career in SD history (excluding starts), trailing only Eric Show in '82 (18.1 IP), Tim Stauffer in '10 (17.1), Kevin Cameron in '07, (17.1) & Jeremy Fikac in '01 (16.0).
- The 14 consecutive scoreless appearances and 15.0 straight scoreless IP were both the longest streaks by an SD reliever

TOM COSGROVE



in '23, ahead of Hader's and Steven Wilson's 13 appearances and Wilson's 14.0 IP.

- Had reverse splits, limiting right-handed hitters to a .131 AVG while lefties hit .236...it's the 2nd-lowest opponent AVG in a single season by a LHP vs. RHH since 2015 (min .120 batters faced), when NYY's Andrew Miller also posted a .131 opp. AVG vs. RHH...since '15, Cosgrove and Miller trail only Josh Hader's .125 clip vs. RHH in '21 w/ MIL.
- Posted a 1.96 ERA @ home vs. 1.59 ERA on the road...was 1 of only 5 ML relievers and 1 of just 2 in the NL to own a sub-2.00 ERA in both home and away parks (min. 25 appearances in each), joining LAD's Brusdar Graterol, BOS' Chris Martin, HOU's Hector Neris and TOR's Tim Mayza.
- Threw his slider more than half the time at 52.2% with opponents hitting .153 (15-98) against it...the pitched averaged 19.4 inches of horizontal break, tops among all pitchers who threw at least 100 sliders, and Tom threw 437 sliders...the next closest amount of horizontal break was DET Andrew Vasquez's 18.2 inches.
- He threw his 4-seamer 24.3 percent of the time (.175 AVG against), and his sinker had a 23.2 percent usage rate (.220 AVG).

- Ranked in the 95th percentile and above in avg exit velocity (100th, 83.9mph), hard-hit % (100th, 25.5%), xERA (99th, 2.62), xBA (98th, .184) and barrel % (95th, 3.6%).

2022

- In 48 appearances between Double-A San Antonio and Triple-A El Paso, posted a 3.72 ERA (23 ER, 55.2 IP) with a .173 opponent average and 1.11 WHIP.
- Held left-handed hitters to a .513 OPS...lefties slashed .136/.240/.273, while righties had a .727 OPS.
- Began the season with the Missions, posting a 2.45 ERA across 20 appearances and 25.2 innings of work before being promoted to Triple-A on June 28.
- In his 30.0 IP and 28 app. for the Chihuahuas, posted a 4.80 ERA and 43 strikeouts against 15 walks...opponents hit .200 against him at the Triple-A level, and lefties hit just .156.
- On November 15, 2022, was selected to the Padres' 40-man roster, protecting him in the Rule 5 Draft that took place on December 7th at the Winter Meetings in San Diego.

TOM COSGROVE



2021

- After losing all of 2020 due to the COVID-19 pandemic, he returned to action as a reliever in 2021, striking out 32 batters over 26.2 innings (2.36 ERA) at Double-A San Antonio.
- Made 22 appearances for the Missions (all in relief), posting a 0.98 WHIP and holding opponents to just .192 average (19-for-99).
- Allowed multiple runs in just 2 of his 22 outings.

2017-20

- Did not pitch competitively in **2020** due to the COVID-19 pandemic and was not a part of the club's 60-man player pool at their Alternate Training Site.
- Underwent Tommy John surgery in September of **2019**... prior to his surgery, began the season with Single-A Lake Elsinore, and he pitched in 6 games with a 6.21 ERA in 29.0 innings before landing on the 7-day Injured List on May 9... was sent to Rookie-League AZL Padres 1 and 2 for his rehab assignment on August 6 before reinstating him from the IL on September 16.

- Spent the entire **2018** season in Single-A Fort Wayne and started 21 of the 24 games in which he played...posted a 3.71 ERA on the season in 116.1 IP, and opponents hit .276.
- In his 1st professional season in **2017**, began the year with the AZL Padres for 2 games before being assigned to Single-A Tri-City, where he owned a 3.48 ERA (22 ER, 41.1 IP) in 11 appearances (six starts).

PERSONAL

- Favorite baseball move is *The Sandlot*.
- Grew up in New York as a Mets fan, and his favorite player was Johan Santana.
- Prior to playing with Single-A Lake Elsinore, he had been to California just once before.
- Grew up playing basketball, baseball, and hockey...during his sophomore year of high school, he stuck with baseball and stopped playing the other sports.
- Enjoys listening to old-school rap, especially Nas and Wu-Tang Clan.
- Was drafted by the Padres on his 21st birthday: June 14, 2017.

TOM COSGROVE



TOM COSGROVE CAREER PITCHING

Season	Team	Level	W	L	ERA	G	GS	CG	SV	SVO	IP	H	R	ER	HR	HB	BB	SO	WHIP	AVG	AB	WP	GDP	TBF	NP-S
2017	A-PAD	ROK	0	0	0.00	2	0	0	1	1	3.1	2	0	0	0	0	5	0.60	.167	12	0	0	12	22 - 22	
2017	TRI	A(Short)	1	4	3.48	11	6	0	0	0	41.1	40	22	16	0	1	16	36	1.35	.248	161	7	2	180	618 - 404
2017	2 Teams	Minors	1	4	3.22	13	6	0	1	1	44.2	42	22	16	0	1	16	41	1.30	.243	173	7	2	192	640 - 426
2018	FW	A	3	6	3.71	24	21	0	0	0	116.1	129	59	48	6	2	34	122	1.40	.276	468	17	2	514	1836 - 1184
2019	A-PA2	ROK	0	0	0.00	1	1	0	0	0	1.0	1	0	0	0	0	0	3	1.00	.250	4	0	0	4	10-Oct
2019	A-PA1	ROK	0	0	0.00	2	2	0	0	0	3.0	1	0	0	0	0	1	4	0.67	.100	10	0	0	11	23 - 18
2019	LE	A(Adv)	1	4	6.21	6	6	0	0	0	29.0	40	25	20	5	1	12	26	1.79	.331	121	3	4	136	518 - 316
2019	3 Teams	Minors	1	4	5.45	9	9	0	0	0	33.0	42	25	20	5	1	13	33	1.67	.311	135	3	4	151	551 - 344
2021	SA	AA	1	0	2.36	22	0	0	1	1	26.2	19	8	7	2	0	7	32	0.98	.192	99	4	2	106	423 - 271
2022	SA	AA	6	1	2.45	20	0	0	0	1	25.2	12	7	7	3	3	13	39	0.97	.140	86	0	1	102	446 - 280
2022	ELP	AAA	2	1	4.80	28	0	0	0	3	30.0	22	17	16	6	3	15	43	1.23	.200	110	1	3	128	478 - 312
2022	2 Teams	Minors	8	2	3.72	48	0	0	0	4	55.2	34	24	23	9	6	28	82	1.11	.173	196	1	4	230	924 - 592
2023	A-PAD	ROK	0	0	9.00	1	1	0	0	0	1.0	1	1	1	0	0	1	2	2.00	.250	4	0	0	5	8-Dec
2023	ELP	AAA	0	0	0.00	8	0	0	0	0	8.1	0	0	0	0	1	4	8	0.48	.000	24	1	1	29	114 - 73
2023	SD	MLB	1	2	1.75	54	0	0	1	1	51.1	31	12	10	3	5	19	44	0.97	.173	179	1	2	205	837 - 542
2023	2 Teams	Minors	0	0	0.96	9	1	0	0	0	9.1	1	1	1	0	1	5	10	0.64	.036	28	1	1	34	126 - 81
2024	LE	A	0	0	5.40	2	1	0	0	0	1.2	2	1	1	1	0	1	3	1.80	.286	7	0	0	8	37 - 22
2024	ELP	AAA	1	3	4.85	32	0	0	0	1	29.2	25	18	16	4	2	14	34	1.31	.219	114	1	0	130	527 - 334
2024	SD	MLB	0	1	11.66	18	0	0	0	0	14.2	23	19	19	3	4	6	15	1.98	.354	65	0	1	76	323 - 204
2024	2 Teams	Minors	1	3	4.88	34	1	0	0	1	31.1	27	19	17	5	2	15	37	1.34	.223	121	1	0	138	564 - 356
Career	SD	MLB	1	3	3.95	72	0	0	1	1	66.0	54	31	29	6	9	25	59	1.20	.221	244	1	3	281	1160 - 746
Career	8 Teams	Minors	15	19	3.75	159	38	0	2	7	317.0	294	158	132	27	13	118	357	1.30	.241	1220	34	15	1365	5064 - 3254

CAREER TRANSACTIONS

OPTIONS USED: 2/3

2017 Signed by SD as a 12th-round selection in the 2017 First Year Player Draft, June 24



JAKE CRONENWORTH

Height: 6-0 Bats: L
Weight: 191 Throws: R

9
INF

[CROW-nen-worth]
@jcronenworth9

Full Name	Jacob John Cronenworth
Date of Birth	January 21, 1994 in St. Clair, Michigan
Current Residence	St. Clair, Michigan
2025 Opening Day Age	31
MLB Service Time	5,000
MLB Debut	July 26, 2020 vs. ARI (with SD)
How Obtained	Acquired from TB along with Tommy Pham in exchange for Hunter Renfroe and Xavier Edwards on December 6, 2019
Contract Status	Signed through 2030

QUICK HITS

JAKE THE RAKE Has 21-career Postseason hits, the 3rd most in Padres history behind just Tony Gwynn (33) and Manny Machado (22).

SIGNED, SEALED, DELIVERED On April 1, 2023, San Diego signed Cronenworth to a new seven-year contract extension through the 2030 season.

POSTSEASON HERO In Game 4 of the 2022 NL Division Series against the Los Angeles Dodgers at Petco Park, hit a 2-out, 2-RBI single to center field to give the Padres' their eventual 5-3 win, eliminating the Dodgers and sending the Padres to their 3rd Championship Series in club history.

TWO-TIME ALL-STAR Named to his 1st-career All-Star team in 2021 and earned his 2nd straight honor in 2022, replacing Jazz Chisholm Jr. on the National League roster.

HE'S GOT HEART & HUSTLE Named the Padres' Heart and Hustle Award winner in both 2021 and 2022.

2020 NL ROOKIE OF THE YEAR FINALIST Finished T-2nd in the NL Rookie of the Year voting in 2020.

2020 POSTSEASON In Game 3 of the Wild Card Series vs. STL on Oct. 2, 2020, he became the 1st Padre rookie to ever homer in a Postseason game.

HBP MAGNET Hit by 10+ pitches each season from 2021-24. His 49 HBP entering 2025 are most in franchise history ahead of Chase Headley's 38.

TWO-WAY STREET Was used as a 2-way player in 2019 for Durham (AAA) for the 1st time since playing collegiate ball at the University of Michigan. Made his 1st MLB pitching performance on April 16, 2021 vs. LAD (went 0.2 IP with 1 hit allowed, 0 walks, 0 runs allowed, and 1 strikeout of Mookie Betts).

2024 SEASON

- In his 5th Major League season, slashed .241/.324/.390 (.714 OPS) with 29-2B, 3-3B, 17 HR, 83 RBI, 5 SB and 11 HBP across 155 games.
- Grounded into a career high 19 double plays, 6 of which occurred between March/April (30 G) for his most career GDPs in a calendar month.
- Accrued career numbers vs. RHP pitching in games (149),

ACCOLADES

- 2x National League All-Star (2021 & 2022, SD)
- NL Player of the Week (June 27, 2021, SD)
- 2x Heart & Hustle Award Nominee (2021 & 2022 - SD)
- NL Rookie of the Year Voting (T-2nd, 2020)
- NL Rookie of the Month (July-August, 2020)
- Baseball America Major League All-Rookie Team (2020, SD)
- Baseball Digest's NL Rookie of the Year (2020)
- Baseball Digest's 2020 MLB Rookie All-Star Team (2020, 2B)
- MLB Players Choice NL Outstanding Rookie (2020, SD)

PA (486), AB (424), hits (108), 2B (24), RBI (67) and total bases (186).

- Ranked 15th in the Majors in number of pitches seen (2,747) and took 1,509 of those pitches, which T-14th in the Majors.
- Swung at the first pitch 19.1 percent of the time, good for the 7th-highest rate in MLB.
- His 118 tOPS+ at home, which measures a player's split relative to total OPS (a number greater than 100 indicates a player did better than unusual in this split) was his best home or road tOPS+ of his career...conversely, his 82 tOPS+ on the road tied with his 2021 road clip for the 2nd-lowest of his career, trailing only his 81 mark on the road in 2020.
- Defensively, split his time on the diamond between first base (85 G/80 GS) and second base (70 G/66 GS) with 5 starts at DH...totaled a combined .993 fielding percentage (6 E) with a team-leading 923 total chances across 155 games to tie Jackson Merrill for most games played on the team...also ranked among the top in PO (1st, 709), DP (1st, 99), innings (2nd, 1293.1) and assists (3rd, 208).
- Was the second baseman that helped San Diego turn the 1st game-ending triple play in Major League history to clinch a Postseason berth on Sept. 24 @ LAD (3B Manny Machado to 2B Jake Cronenworth to 1B Donovan Solano)...it was the Padres' 1st triple play since June 10, 2010 (G2) @ NYM (3B Chase Headley to 2B Lance Zawadzki to 1B Adrian Gonzalez) and the only triple play the Padres have turned to end a game.
- Notched a new single-game career high in hits with his 5

JAKE CRONENWORTH



knocks on the night on June 21 vs. MIL.

- From June 8-21, connected with 4 HR across 12 games...prior to June 8, had not hit a HR in 20 games...hit .311 (14-for-45) with 2-2B and 9 RBI (1.002 OPS) during the span.
- Hit his 2nd walk-off HR (4th career walk off and 1st since 2022) on June 20 vs. MIL...was the Padres' 3rd consecutive walk-off victory and it marked the 4th time since 2000 a team had 3-straight walk-off HRs and 1st since the 2019 Dodgers accomplished the feat.
- In the 2nd game of the season on March 21 @ LAD (Gocheok Sky Dome, KR), logged his 2nd-career 4+ hit game (other: 4 hits, July 16, 2021 @ WSH)...was also the 1st time since April 15, 2023 vs. MIL (6 RBI) and the 8th time in his career he drove in 4+ RBI.
- 2024 marked his 4th consecutive season tallying double-digit HBP (11), making him 1 of 7 players to have double digit HBPs from 2021-24...over that 4 year stretch, his 48 HBP T-5th most in the NL.

POSTSEASON: Went 3-for-22 (.136) across the Padres' 7 Postseason games but hit safely in 2 of the final 3 games of the NLDS vs. LAD, going 3-for-9 with a 3B and BB.

- Snapped an 0-for-13 Postseason hitless streak with his single in the 2nd inning in Game 3 of the NLDS...that game marked his 7th career Postseason multi-hit effort, which trailed just Tony Gwynn's 9 games of the kind for most in Padres' franchise history.

2023

- In his 4th Major League season, slashed .229/.312/.378 with 24 2B, a career-matching 7 3B, 10 HR, 48 RBI and a career-best 6 SB across 127 games before sustaining a right wrist fracture on Aug. 25 @ MIL when he was hit by a pitch... he was placed on the IL with a right wrist fracture for the remainder of the season, but no surgery was required.
- On April 1, San Diego signed Cronenworth to a new seven-year contract extension through the 2030 season.

JAKE CRONENWORTH

- Logged most of his innings at first base, turning in a .998 fielding percentage (2 E/802 TC) in 844.0 innings and 106 games (94 GS)...also made 30 starts (35 G) at second base and posted a .992 fielding percentage (1 E/126 TC) across 261.1 innings.
- Ranked among the top NL first basemen in TC (9th), putouts (759, 9th), assists (41, 10th), double plays turned (71, 9th) and T-2nd fewest errors committed (min. 830.0 innings).
- His 7 3B matched his career high from 2021 and T-4th among all infielders this season...since 2020, his 21 3B rank 3rd in the Majors behind Amed Rosario (24) and Shohei Ohtani (22).
- Since his Major League debut in 2020, his 175 XBH T-12 among NL infielders.
- On April 22 @ AZ, collected his 1st career multi-HR game and drove in a career-high 6 RBI (previous career high was 5 RBI done 2X - last: June 8, 2022, vs. NYM).
- Tallied 14 XBH over his last 32 games from July 21 to Aug. 25, hitting .292 (35-for-120) with 9 2B, 3 3B, 2 HR and 13 RBI (.797 OPS)...in his previous 32 games from June 11 to July 20, hit .193 (22-for-114) with 7 2B, 2 HR and 13 RBI.
- On Aug. 11 @ ARI, hit his 10th HR of the year, marking his 3rd-consecutive season with double-digit HR...he is the 1st Padre infielder to hit double-digit HR in 3 of his first 4 seasons of his career since Fernando Tatis Jr. (2019-21) and joins just 5 other San Diego infielders in franchise history to do so, including Yangervis Solarte, Jedd Gyorko, Kevin Kouzmanoff, Khalil Greene and Benito Santiago...no Padre infielder has tallied double-digit HR totals in each of his first 4 seasons.
- Reached base in 22 of his final 27 games, including a 14-game OB streak from July 26 to Aug. 11, which marked his longest OB streak since a 16-game stretch from April 23-May 10, 2022.
- Hit safely in 20 of his final 26 games (.313 BA), including 10 multi-hit efforts, 8 2B, 3B, 2 HR, 10 RBI, for an .827 OPS.

2022

- Played in the most games of any Padre (158), ahead of Trent Grisham and Jurickson Profar (152 each)...also led the team in at bats (587), triples (four) and hit by pitch (16).
- Trailed only Manny Machado in runs scored (88) and RBI (88), and only Machado and Juan Soto in runs created (92), and only Machado, Soto and Drury in total bases (229)...also ranked 4th in walks (70) behind Soto, Bell and Profar.
- Between the regular and Postseason, played in 170 games, the 3rd most games of any player in the big leagues (behind just the Phillies' Rhys Hoskins' 173 and Kyle Schwarber's 172)...his 158 games played in the regular season ranked T-12th in MLB and 1st on the Padres.
- Ranked among the NL leaders in games played (T-9th, 158) and triples (T-9th, 4).
- His 52 XBH ranked 5th on the team, behind Machado (70),


Drury (61), Soto (54) and Profar (53).

- Posted the 4th-highest WAR on the team (3.4), behind Machado (6.2), Ha-Seong Kim (4.8), and Soto (4.7)...ranked 7th in WAR among NL middle infielders.
 - Hit .260 (81-312) in 80 games on the road, compared to his .215 clip (59-275) across 78 games at Petco Park...collected 19 of his 31 doubles, all four of his triples, eight of his 17 HR and 52 of his 88 RBI away from Petco Park.
 - Was selected as a 2022 All-Star, the second nod of his career (also: 2021)...it was announced on July 16 that he would replace Miami's Jazz Chisholm Jr. on the National League roster, and 2B Jeff McNeil moved into the starting lineup...entered the game as a sub at second base and went 0-for-2 with a strikeout.
 - Said Cronenworth on his All-Star selection: "I kind of got the chills. If they would have said that a couple years ago, I would have said, 'No way.' Now we're here, and it's pretty cool...I got a ton of questions from coaches throughout the week just asking me what happened, what was the switch and what happened. Talking through it and kind of looking back on where I was and where I am now, it's pretty crazy."
 - Earned his second consecutive Heart and Hustle Award nomination, honoring active players who demonstrate a passion for the game of baseball and best embody the values, spirit and traditions of the game.
- POSTSEASON:** Started at second base in all 12 of the Padres' Postseason games in 2022, collecting 11 hits with 1 home run, 6 RBI, 6 runs scored and 1 walk. His 46 Postseason at bats in the 2022 playoff run tied with Juan Soto for the 2nd most on the team, trailing just Manny Machado's 48 ABs.
- In Game 4 of the 2022 NL Division Series against the Los Angeles Dodgers at Petco Park, Jake hit a two-out, two-RBI single to center field to give the Padres' their eventual 5-3 win, eliminating the Dodgers and sending the Padres to their 3rd Championship Series in club history.

2021

- In his 1st full season since debuting in the 2020 shortened campaign, led the Padres with 33 2B (T-12th in the NL) and 7 3B (T-3rd in the NL)...ranked 2nd on the Padres in runs scored with 94 (11th in the NL) and 3rd on the team in hits with 151 (T-12th in the NL with Nolan Arenado and Bryce Harper).
- Named to his 1st-career All-Star team, slashing .276/.350/.459 with a .809 OPS in the 1st half of the season...entered the game at 1B relieving ATL's Freddie Freeman and went 0-for-1 with a walk.
- His 61 extra-base hits ranked T-2nd on the club with Manny Machado, behind just Tatis' 73.
- Hit .341 in Padres wins and .186 in losses...the difference in average between wins and losses of .155+ was 2nd-highest among all qualifying players behind just Michael Brantley's .162+ difference (hit .376 in wins and .214 in losses)...the

JAKE CRONENWORTH



player with the 3rd-largest difference was Fernando Tatis Jr. (.365 in wins and .212 in losses for a .153+ difference).

- Was hit by a team-high 10 pitches...next most on the Padres were Trent Grisham and Jurickson Profar (6).
- Had 2 separate streaks of going 3 straight games with multiple hits, the longest streaks in a season in his career... had 3 separate streaks of hitting an XBH hit in 4 games.
- In the field, played 94 games at second base (89 starts), 41 games at shortstop (36 starts), 24 games at first base (20 starts), and 1 game in relief on April 16 vs. LAD (went 0.2 IP with 1 hit allowed, 0 walks, 0 runs allowed, and 1 strikeout of Mookie Betts).
- At shortstop, played 326.2 innings and made 3 errors in 130 total chances for a .977 fielding percentage...made 5 errors in 791.1 innings played at second base.

2020

- Acquired from TB along with Tommy Pham in exchange for Hunter Renfroe and Xavier Edwards on Dec. 6, 2019.
- Finished T-2nd in the NL Rookie of the Year voting with PHI's Alex Bohm, behind MIL's Devin Williams.
- Named NL Rookie of the Month for July-August, becoming the 1st Friar to earn NL Rookie of the Month honors since Christian Villanueva in April 2018...hit .356 (36-for-101) with 20 runs, 9 2B, 3 3B, 4 HR, 17 RBI and 10 BB in 31 games.

- With 1B Eric Hosmer missing 11 of the 1st 14 games of the season due to a stomach illness, Cronenworth hit .360 (9-for-25) in his 1st 8 games from July 26-August 7...finished the season with 38 games at 2B (37 GS), 10 games at 1B (9 GS), and 1 game at 3B (1.0 inn. played).
- Made his MLB debut as a PR on July 26 vs. ARI...hit an RBI 2B later in the game off Archie Bradley for his 1st hit.
- Finished the season leading NL rookies in runs (26), XBH (22), 2B (15), 3B (3) and TB (82)...ranked 2nd in RBI (20), fWAR (1.4), hits (49), BB (18), 3rd in SLG (.477), OPS (.831), 4th in AVG (.285) and OBP (.354), and T-4th in HR (4).
- His 1.011 OPS after his 1st 20 games was the highest of any Padre in SD history within his 1st 20 career G (min. 50 PA).
- Among NL rookies with 40+ games, ranked 1st in PA/SO (6.40), line drives (46), % of swings put in play (47.5), and swing-and-miss % (16.9).
- His .831 OPS was the highest of any Padre rookie in a single season...led in runs created per 27 outs (5.59).
- Among all MLB players who saw at least 750 pitches in 2020...swung and missed 51 times, the 4th-fewest in MLB.
- Hit .305 with 2 outs (18-for-59)...against RHP, he hit .316 (37-for-117) and vs. LHP he hit .218 (12-for-55).
- His 3 outs above average were T-3rd on the team with Manny Machado behind Trent Grisham (5) and Fernando Tatis Jr. (7).

JAKE CRONENWORTH

POSTSEASON: Appeared in all 6 playoff games, batting .389 (7-for-18) with a triple, HR, 3 RBI, 5 runs and 4 walks.

- With his home run in Game 3 of the Wild Card Series on Oct. 2 vs. STL, he became the 1st Padres rookie to ever homer in a Postseason game...went 3-for-4 with a home run and 2 runs scored in the decisive game that propelled the Padres to the NL Division Series against the Dodgers in Arlington, TX.

2019

- Claimed team MVP honors with Durham (AAA), hitting .334 (115-for-344) with 26 2B, 4 3B, 10 HR and 45 RBI...between DUR and GCL Rays (R), set career highs in AVG (.329), 2B (27), OBP (.422), SLG (.511) and OPS (.934).
- In 88 games with DUR, led the INT in AVG and OBP (.429) and ranked 3rd with a .949 OPS.
- He was used as a 2-way player for the 1st time since playing collegiate ball at the University of Michigan...made 7 appearances on the mound, including 6 as an opener, and he yielded only 2 runs (both unearned) in 7.1 IP.
- Named TB's Minor League Player of the Month for April.
- Earned INT Mid and Post-Season All-Star honors...slashed .342/.427/.546 in the 1st half.
- Ranked by *Baseball America* as the Best Batting Prospect, Best Infield Arm, Best Defensive Shortstop and Most Exciting Player in the IL in its Best Tools survey.

2015-18

- Spent most of the **2018** season with Montgomery (AA), hitting .254 (106-for-418) in 108 G...promoted to DUR in April.
- Split the **2017** season between Charlotte (A) and MTG, slashing a combined .274/.364/.358...began the season on a 22-game hit streak, a season high in the Florida State League...named to the FSL Mid-Season All-Star Team, his 3rd consecutive year receiving Mid-Season All-Star honors
- In **2016**, set career highs RBI (57) and BB (67) between Bowling Green (A) and CHA, slashing .282/.389/.386 in 116 games. He led the Midwest League with a .429 OBP and named to the MWL Mid-Season All-Star Team...following the season, ranked by *Baseball America* as the No. 18 prospect in the MWL...dubbed as the Best Defensive Shortstop and for having the Best Strike-Zone Discipline in the MWL in its Best Tools survey.

- Name in **2015** to the New York-Penn League Mid-Season All-Star Team and dubbed Hudson Valley (A) team MVP by the Rays Baseball Operations department.

PERSONAL

- Selected by TB out of the University of Michigan, where he played first and second base as a position player...finished his career with a 3.34 ERA (45 ER, 121.1 IP) and 23 saves in 55 app. (12 starts) on the mound.
- In 2021, said he thought he was the "3rd catcher" on the Padres' depth chart...in the offseason for the University of Michigan, he would catch their pitcher's bullpens...asked then-Padres Manager Jayce Tingler if he could play all nine positions in a game...Tingler said "No."
- Attended St. Clair High School (MI) where he played baseball and starred on the hockey team.
- Is childhood friends with NHL player, Tyler Motte (New York Ranger) and Jeremy Carrell, Detroit's bullpen coach from 2020-21.
- Hails from St. Clair, Michigan, which is an hour's drive north of Detroit...the closest movie theater is 12 miles north.
- Jake lost his mother to brain cancer when he was four years old...his grandparents, Charles and Lorraine Cronenworth, helped raise Jake and older brother, Charlie.
- His grandfather, Charles, played ice hockey at Michigan Tech and signed with the New York Rangers before serving in WWII.
- Jake's father, Charles, also played ice hockey at Michigan Tech, and his older brother, Charlie, also played collegiately at Northwood University.
- Played on the same travel baseball team (East Coast Grays) as Pete Alonso.
- His grandmother would make cookies for Jake's travel team and eventually Michigan's baseball program, where he was a two-way player (infielder, pitcher)...his grandmother threw out the first pitch of one of Jake's short-season New York-Penn League games...Jake on the impact of his grandmother: "My grandmother was basically mine and my brother's mom our whole life...if anybody that lived one of the most selfless lives that I've ever seen, it was her."

CAREER TRANSACTIONS

OPTIONS USED: 0/3

- | | |
|------|--|
| 2015 | Signed by TB as a seventh-round selection in the First-Year Player Draft, June 19 |
| 2019 | Acquired by SD from TB along with Tommy Pham in exchange for Hunter Renfroe and Xavier Edwards, December 6 |
| 2022 | Signed a 7-year contract extension with SD through 2030, April 1 |

JAKE CRONENWORTH



JAKE CRONENWORTH CAREER BATTING

Season	Team	League	AVG	G	AB	R	H	2B	3B	HR	RBI	BB	SO	SB	CS	OBP	SLG	OPS	PA	HBP	SAC	SF	GIDP
2015	HV	A(Short)	.291	51	196	31	57	12	3	1	16	31	59	12	7	.399	.398	.797	234	5	1	1	2
2016	BG	A(Full)	.322	81	314	66	101	15	6	3	48	54	57	12	7	.429	.436	.865	380	7	2	3	5
2016	CHA	A(Adv)	.171	35	111	15	19	3	1	1	9	13	26	2	1	.270	.243	.513	126	2	0	0	4
2016	2 Teams	Minors	.282	116	425	81	120	18	7	4	57	67	83	14	8	.389	.386	.775	506	9	2	3	9
2017	CHA	A(Adv)	.268	87	328	58	88	16	5	2	29	47	69	12	5	.364	.366	.730	381	3	1	1	7
2017	MTG	AA	.285	38	158	15	45	6	0	1	20	19	19	1	1	.363	.342	.705	180	1	0	1	4
2017	2 Teams	Minors	.274	125	486	73	133	22	5	3	49	66	88	13	6	.364	.358	.722	561	4	1	2	11
2018	MTG	AA	.254	108	418	75	106	18	4	4	50	43	69	21	3	.323	.344	.667	470	3	0	6	9
2018	DUR	AAA	.240	7	25	4	6	3	0	0	2	1	5	1	0	.269	.360	.629	26	0	0	0	0
2018	2 Teams	Minors	.253	115	443	79	112	21	4	4	52	44	74	22	3	.321	.345	.666	496	3	0	6	9
2019	G-RAY	ROK	.167	3	12	2	2	1	0	0	0	1	2	0	0	.231	.250	.481	13	0	0	0	0
2019	DUR	AAA	.334	94	344	75	115	26	4	10	45	49	62	12	5	.429	.520	.949	406	10	0	3	4
2019	2 Teams	Minors	.329	97	356	77	117	27	4	10	45	50	64	12	5	.422	.511	.933	419	10	0	3	4
2020	SD	MLB	.285	54	172	26	49	15	3	4	20	18	30	3	1	.354	.477	.831	192	1	0	1	4
2021	SD	MLB	.266	152	567	94	151	33	7	21	71	55	90	4	3	.340	.460	.800	643	10	3	3	8
2022	SD	MLB	.239	158	587	88	140	30	4	17	88	70	131	3	0	.332	.390	.722	684	16	0	8	2
2023	SD	MLB	.229	127	458	54	105	24	7	10	48	46	97	6	1	.312	.378	.690	522	11	1	5	8
2024	SD	MLB	.241	155	577	72	139	29	3	17	83	61	118	5	2	.324	.390	.714	656	11	1	3	19
Career	SD	MLB	.247	646	2361	334	584	131	24	69	310	250	466	21	7	.329	.411	.740	2697	49	5	20	41
Career	6 Teams	Minors	.283	504	1906	341	539	100	23	22	219	258	368	73	29	.375	.394	.769	2216	31	4	15	35

WILD CARD

Season	Team	League	AVG	G	AB	R	H	2B	3B	HR	RBI	BB	SO	SB	CS	OBP	SLG	OPS	PA	HBP	SAC	SF	GIDP
2020	SD	MLB	.625	3	8	4	5	0	1	1	2	2	1	1	0	.750	1.250	2.000	12	2	0	0	0
2022	SD	MLB	.000	3	13	0	0	0	0	0	0	0	6	0	0	.000	.000	.000	13	0	0	0	0
2024	SD	MLB	.000	2	6	1	0	0	0	0	0	0	4	0	0	.143	.000	.143	7	1	0	0	0
Career	SD	MLB	.185	8	27	5	5	0	1	1	2	2	11	1	0	.313	.370	.683	32	3	0	0	0

DIVISION SERIES

Season	Team	League	AVG	G	AB	R	H	2B	3B	HR	RBI	BB	SO	SB	CS	OBP	SLG	OPS	PA	HBP	SAC	SF	GIDP
2020	SD	MLB	.200	3	10	1	2	0	0	0	1	2	4	0	0	.333	.200	.533	12	0	0	0	0
2022	SD	MLB	.438	4	16	3	7	0	0	1	5	0	4	0	0	.438	.625	1.063	16	0	0	0	0
2024	SD	MLB	.188	5	16	1	3	0	1	0	2	5	0	0	0	.278	.313	.591	18	0	0	0	0
Career	SD	MLB	.286	12	42	5	12	0	1	1	6	4	13	0	0	.348	.405	.753	46	0	0	0	0

LEAGUE CHAMPIONSHIP SERIES

Season	Team	League	AVG	G	AB	R	H	2B	3B	HR	RBI	BB	SO	SB	CS	OBP	SLG	OPS	PA	HBP	SAC	SF	GIDP
2022	SD	MLB	.235	5	17	3	4	0	0	0	1	1	5	0	0	.350	.235	.585	20	2	0	0	0
Career	SD	MLB	.235	5	17	3	4	0	0	0	1	1	5	0	0	.350	.235	.585	20	2	0	0	0

POSTSEASON (COMBINED)

Season	Team	League	AVG	G	AB	R	H	2B	3B	HR	RBI	BB	SO	SB	CS	OBP	SLG	OPS	PA	HBP	SAC	SF	GIDP
2020	SD	MLB	.389	6	18	5	7	0	1	1	3	4	5	1	0	.542	.667	1.209	24	2	0	0	0
2022	SD	MLB	.239	12	46	6	11	0	0	1	6	1	15	0	0	.286	.304	.590	49	2	0	0	0
2024	SD	MLB	.136	7	22	2	3	0	1	0	2	9	0	0	0	.240	.227	.467	25	1	0	0	0
Career	SD	MLB	.244	25	86	13	21	0	2	2	9	7	29	1	0	.337	.360	.697	98	5	0	0	0

ALL-STAR

Season	Team	League	AVG	G	AB	R	H	2B	3B	HR	RBI	BB	SO	SB	CS	OBP	SLG	OPS	PA	HBP	SAC	SF	GIDP
2021	NL	MLB	.000	1	1	0	0	0	0	0	0	1	0	0	0	.500	.000	.500	2	0	0	0	0
2022	NL	MLB	.000	1	2	0	0	0	0	0	0	0	1	0	0	.000	.000	.000	2	0	0	0	0
Career	NL	MLB	.000	2	3	0	0	0	0	0	0	1	1	0	0	.250	.000	.250	4	0	0	0	0



OMAR CRUZ

Height: 6-0 Bats: L
Weight: 199 Throws: L

X | @omarcruz01

60

LHP

Full Name	Omar Alejandro Cruz
Date of Birth	January 26, 1999 in Hermosillo, Mexico
Current Residence	Hermosillo, Mexico
2025 Opening Day Age	26
MLB Service Time	0.000
How Obtained	Selected from PIT in the minor league phase of the Rule 5 Draft on December 6, 2023
Contract Status	Signed through 2025

QUICK HITS

- 2025 marked his first invite to Major League Spring Training after 6 minor league seasons between SD (2018-19 & '24) and PIT ('21-23), compiling a 19-20 record, 3.60 ERA (158 ER, 394.2 IP), .228 AVG and 10.60 SO/9 IP ratio across 128 appearances (56 starts).
- Acquired by PIT in the 3-team, 7-player trade that brought Joe Musgrove to SD in January 2021.
- Had his contract selected on November 19, 2024 and was added to SDs' 40-man roster.
- Entered 2025 ranked as the Padres' No. 21 prospect by MLB Pipeline and No. 25 by *Baseball America*.

2024 SEASON

- In his first season back with SD, he reached the Triple-A level for the first time after posting a 3.59 ERA with 70 strikeouts in 47.2 IP (13.35 SO/9 IP) for Double-A San Antonio out of the gate in 2024.
- Between both stops, he posted a 12.33 SO/9 IP with career highs in appearances (34) and strikeouts (118).
- Recorded his first 2 career saves in a 3-outing stretch on April 24 vs. Wichita and May 3 at Arkansas.
- His lone 2 starts with SA came in back-to-back outings May 25 at Wichita and May 29 at Frisco, allowing 1 ER across 3.0 IP in both starts.
- Held a 5-0 record with SA, with all 5 of his winning decisions coming in his last 6 relief appearances from June 11-July 9.
- Struck out 9 with 0 BB on June 26 vs. Midland, the most strikeouts in a relief role in his career.
- Promoted to El Paso for his Triple-A debut on July 13, where he went 1-2 with a 4.42 ERA (19 ER, 38.2 IP) and 11.31 SO/9 IP ratio across 14 appearances (5 starts).
- Held a 2.23 ERA and .173 opponents' AVG through his first 10 Triple-A outings (3 starts), including a 6.0-inning, 2-hit shutout performance in a Aug. 11 start at Sugar Land...it was the most shutout innings in a single outing in his career.
- Allowed 11 ER across his final 4 September outings (6.1 IP, 15.63 ERA).
- Between both stops, the southpaw limited LHH to a .197 clip with just 2 XBH (1 2B, 1 HR)...RHH batted .222 with 15 XBH

ACCOLADES

MiLB.com Organization All-Star (2021, PIT)

- (11 2B, 1 3B, 3 HR).
- With RISP, limited the opposition to a .212 clip (18-85).
- Had his contract selected on November 19 and was added to SDs' 40-man roster.
- Entered 2025 ranked as the Padres' No. 21 prospect by MLB Pipeline and No. 25 by *Baseball America*.

2023

- Remained with Double-A Altoona for the entirety of the campaign for the 2nd consecutive season, with 27 of his 28 appearances coming in relief.
- Began the season on the Development List from April 6-May 27 before going 1-4 with a 3.94 ERA (21 ER, 48.0 IP) and .220 opponents' AVG across the 28 appearances.
- Went scoreless in 17 of his 28 outings, including each of his first 5 appearances to begin the season from May 28-June 10 with just 1 hit allowed (.045 AVG).
- His season ERA sat at 4.26 before he allowed just 1 hit across 3.2 scoreless frames in his final outing of the season Sept. 15 at Akron, lowering his ERA to 3.94...he struck out 8 of his 13 BF in the contest...the 8 punchies were the 2nd-most he's collected in a relief outing in his career.
- Rejoined the San Diego system as a Minor League Rule 5 pick on December 6 at the Winter Meetings in Nashville, Tennessee.

2022

- Transitioned to a reliever in 2022 for Double-A Altoona, where he spent the entirety of the campaign making 18 relief appearances in his 23 total outings.
- Allowed 2 ER in relief across 2.1 IP in his season debut April 10 vs. Harrisburg and was tagged with the loss before rattling off 10.0 consecutive scoreless frames across his next 3 relief outings from April 15-24...allowed just 4 hits with a 14.40 SO/9 IP ratio over the scoreless streak.
- Went on to make 5 consecutive starts from April 30-May 24 (1-2, 7.06 ERA, 21.2 IP) before working exclusively in relief from May 29-Sept. 18 (1-0, 5.02 ERA, 28.2 IP).

OMAR CRUZ



- Missed exactly 2 calendar months in between appearances (June 28-Aug. 28) while on the 7-day IL.

2021

- Acquired by PIT from SD in the 3-team, 7-player trade that brought Joe Musgrove to San Diego...was rated by MLB Pipeline as SD's 17th-best prospect at the time he was acquired PIT, and then entered the season rated as PIT's 20th-best prospect (MLB Pipeline).
- Posted career highs in starts (21) and IP (99.1) with 14 of the starts and 70.2 IP coming in his Double-A debut with Altoona after being promoted on June 23 from High-A Greensboro.
- Led all left-handed pitchers in the Pirates minor league system in strikeouts (98), which were also the 9th-most among all Pirates minor leaguers...His 3.44 ERA ranked 4th among Pirates minor leaguers in ERA with at least 90.0 innings pitched.
- Named an MiLB Organization All-Star for PIT following the season.

2018-20

- Did not pitch in **2020** due to the COVID-19 pandemic.
- Worked as a starter at the Single-A level for all of **2019**, making 2 starts for Short-Season Tri-City before taking the mound in 10 starts for Full-Season Fort-Wayne...posted a 12.21 SO/9 IP clip (76 SO in 56.0 IP) with a 2.73 ERA and .221 opponents' AVG.
- Originally signed by the Padres as an 18-year-old out of Mexico in July **2017** before splitting his stateside debut in 2018 between the Rookie-Level Arizona League Padres and Short-Season Tri-City...managed a 1.91 ERA in 42.1 innings of work in 11 appearances (10 starts) between the 2 stops.

OMAR CRUZ CAREER PITCHING

Season	Team	Level	W	L	ERA	G	GS	CG	SV	SVO	IP	H	R	ER	HR	HB	BB	SO	WHIP	AVG	AB	WP	GDP	TBF	NP-S
2018	A-PAI	ROK	0	1	1.80	5	5	0	0	0	20.0	18	8	4	0	4	6	30	1.20	.231	78	1	0	89	170 - 140
2018	TRI	A(Short)	1	0	2.01	6	5	0	0	0	22.1	16	5	5	0	2	16	29	1.43	.211	76	1	4	94	435 - 255
2018	2 Teams	Minors	1	1	1.91	11	10	0	0	0	42.1	34	13	9	0	6	22	59	1.32	.221	154	2	4	183	605 - 395
2019	TRI	A(Short)	0	1	2.57	2	2	0	0	0	7.0	4	3	2	0	1	6	14	1.43	.167	24	2	0	33	152 - 94
2019	FW	A(Full)	2	2	2.76	10	10	0	0	0	49.0	42	18	15	1	4	13	62	1.12	.236	178	4	5	199	811 - 529
2019	2 Teams	Minors	2	3	2.73	12	12	0	0	0	56.0	46	21	17	1	5	19	76	1.16	.228	202	6	5	232	963 - 623
2021	GBO	A+	3	3	3.45	7	7	0	0	0	28.2	17	13	11	4	3	14	38	1.08	.168	101	1	1	118	471 - 305
2021	ALT	AA	3	4	3.44	14	14	0	0	0	70.2	70	32	27	6	6	22	60	1.30	.260	269	5	9	301	1128 - 716
2021	2 Teams	Minors	6	7	3.44	21	21	0	0	0	99.1	87	45	38	10	9	36	98	1.24	.235	370	6	10	419	1599 - 1021
2022	ALT	AA	3	3	5.03	23	5	0	0	1	62.2	61	36	35	9	10	28	69	1.42	.251	243	10	4	284	1128 - 699
2023	ALT	AA	1	4	3.94	27	1	0	0	0	48.0	39	21	21	2	7	30	44	1.44	.220	177	8	4	216	838 - 481
2024	SA	AA	5	0	3.59	20	2	0	2	4	47.2	36	20	19	3	7	13	70	1.03	.205	176	4	1	198	805 - 546
2024	ELP	AAA	1	2	4.42	14	5	0	0	1	38.2	33	20	19	1	0	23	48	1.45	.231	143	5	2	167	675 - 423
2024	2 Teams	Minors	6	2	3.96	34	7	0	2	5	86.1	69	40	38	4	7	36	118	1.22	.216	319	9	3	365	1480 - 969
Career	7 Teams	Minors	19	20	3.60	128	56	0	2	6	394.2	336	176	158	26	44	171	464	1.28	.229	1465	41	30	1699	6613 - 4188

CAREER TRANSACTIONS

OPTIONS USED: 0/3

- 2017** Signed by SD as an international free agent, July 3
- 2021** Acquired by PIT in a 7-player, 3-team trade with NYM and SD, January 19
- 2023** Selected by SD from PIT in the minor league phase of the Rule 5 Draft, December 6



YU DARVISH

Height: 6-5 Bats: R
Weight: 216 Throws: R

X @faridyu
@darvishseft1

11

RHP

Full Name	Sefat Farid Yu Darvish
Date of Birth	August 16, 1986 in Osaka, Japan
Current Residence	Kobe City, Japan
2025 Opening Day Age	38
MLB Service Time	12.146
MLB Debut	April 9, 2012 vs. SEA (with TEX)
How Obtained	Acquired from CHC along with Victor Caratini in a 7-player trade on December 29, 2020
Contract Status	Signed through 2028

QUICK HITS

WE WANT YU! On February 9, 2023, the Padres signed Darvish to a new six-year contract through the 2028 season.

ELITE COMPANY Entered 2025 with 110 Major League regular season wins. Among all pitchers in MLB history who have compiled at least 100 winning decisions through 2024, his 10.59 SO/9 IP ratio ranked 4th all-time, trailing only Chris Sale (138 wins, 11.09 SO/9 IP), Max Scherzer (216 wins, 10.65) and Randy Johnson (303 wins, 10.61).

JAPAN'S FINEST On May 19, 2024 at ATL, he became the 1st Japanese-born pitcher in baseball history to reach the 200-win mark with all wins coming as a starter (per Nikkan Sports). In his final 2 starts of the '24 campaign, he became the first Japanese-born player to reach 2,000 career strikeouts at the Major League level (Sept 22 vs. CWS), and then earned his 203rd professional win (110 in the Major Leagues and 93 in Japan) Sept 27 @ AZ, passing Hideo Nomo (201) and tying Hiroki Kuroda (203) for more combined wins in the 2 leagues.

DOWNTOWN SD In Petco Park's first 20 years (2004-24), his 56 starts were 4th-most in the stadium's history (including Postseason), trailing only Jake Peavy (93), Clayton Richard (83) and Joe Musgrove (57). Of the 27 pitchers that made at least 25 starts at Petco (including Postseason), he ranked 1st in WHIP (1.03), 3rd in opponents' AVG (.215), 3rd in H/9 IP (7.11) and 4th in SO/9 IP (10.08).

WHEN IT MATTERS MOST From 2020-24, he was quality in 6 of his 7 Postseason starts, and among the 17 pitchers who have made at least 7 postseason starts over that span, his 0.93 WHIP ranked 2nd behind only Zack Wheeler (0.73), while his 2.58 ERA and .195 opponents' AVG both ranked 4th.

INTERNATIONAL SPOTLIGHT Pitched for Gold Medal-winning Japan teams in the 2023 and 2009 World Baseball Classics, and the 2007 Asian Baseball Championship. Also appeared for Japan in the 2008 Beijing Olympics.

WHERE IT ALL BEGAN Had a 7-year career with the Hokkaido Nippon-Ham Fighters of the Japanese Pacific League in Nippon Professional Baseball from 2005-11. Was a 2-time Pacific League MVP (2007, '09) and 1 of 10 pitchers in the history of Japanese professional baseball to win multiple MVP awards in a career.

ACCOLADES

- 5x All-Star (2012-14, '17 w/ TEX & 2021 w/ SD)
- All-MLB First Team (2020, CHC)
- 2x National League Pitcher of the Month (September 2022 w/SD & July-August 2020 w/ CHC)
- Cy Young Voting (2nd in 2020 & '13, 8th in '22 & 9th in '12)
- American League Rookie of the Month (April, TEX)
- Baseball America Major League All-Rookie Team (2012, TEX)

2024 SEASON

- Limited to 16 starts and 81.2 IP due to 2 separate IL stints (neck tightness and left groin strain) and time on the restricted list to tend to a personal family matter.
- Took the mound on Wednesday, March 20 vs. LAD in the season-opening Seoul Series to kick off the MLB season...it was Darvish's 4th career Opening Day start and his 3rd as a Padre, with the other coming in 2017 with TEX...Darvish also got Opening Day nods for the Padres in 2021-22, and he joined a group of 4 other pitchers to have started at least 3 Opening Days for the Padres...Randy Jones, Jake Peavy and Eric Show all started 4, while Andy Benes started 3.
- Following his 5th start of the season on April 14 @ LAD, he was placed on the 15-day IL (neck tightness) on April 17 before being reinstated for an April 30 start vs. CIN.
- Including the final inning of his April 14 start @ LAD prior to landing on the IL, he posted a career-high 25.0 consecutive scoreless-inning streak through May 19 at ATL...it was the 3rd-longest scoreless streak of any starting pitcher in the Majors in '24, trailing just PHI Ranger Suarez (32.0 IP) and Jose Quintana (25.2).
- The 25.0 consecutive scoreless innings was also the 6th-longest scoreless-inning streak by an SD starting pitcher in Padres history, trailing only Nick Martinez (26.0 in 2023), Fred Norman (27.0 in 1972), Bruce Hurst (27.0 in 1990), Dave A. Roberts (27.2 in 1970) and Randy Jones (30.0 in 1980)...when you count all pitching appearances and not just starts, it's the 8th-longest streak in franchise history.
- During the 25.0 scoreless-inning streak, he strung together 4-straight wins (April 30 vs. CIN, May 6 @ CHC, May 12 vs. LAD and May 19 @ ATL)...it was just the 4th time he's earned the win in 4+ consecutive starts, matching his 4 straight in May-June 2014 w/ TEX and trailing only his 6 in a row from

YU DARVISH



in Aug-Sept 2022 w/ SD and his career-high 7 consecutive winning decisions from July-Sept 2020 w/ CHC.

- Darvish became 1 of just 6 pitchers since 1913 to allow no earned runs and 3-or-fewer hits while pitching at least 5 innings in 4 straight outings, joining HOU's Cristian Javier (Sept-Oct, 2022), SD/PIT's Joe Musgrove (Sept 2020-April 2021), STL's Kwang Hyun Kim (Aug-Sept, 2020), DET's Michael Fulmer (May-June, 2016) and CHC's Jake Arrieta (Sept 2015-April 2016).
- He also became the first SD pitcher in team history with 4 consecutive scoreless starts of at least 5.0 IP, as well as the 2nd pitcher since 1901 with 4 straight scoreless starts at age 37+ (also: Kenny Rogers, age 40 in '05).
- In the May 12 start vs. LAD, Darvish allowed 2 hits across 7.0 scoreless innings in SD's series-winning 4-0 victory...it was the 4th of 4 consecutive outings by SD starting pitchers allowing 2 hits-or-fewer across at least 5.0 IP (Cease - May 8 @ CHC, King - May 10 vs. LAD and Waldron - May 11 vs. LAD) ...the Padres became the first team to string together 4 consecutive such starts since at least 1893 (the first season the current mound distance was established).
- On May 19 at ATL, he became the 1st Japanese-born pitcher in baseball history to reach the 200-win mark with all wins coming as a starter (per Nikkan Sports), tossing 7.0-shutout innings of 2-hit ball.
- Darvish had both his scoreless-inning and win streaks snapped on May 24 vs. NYY, allowing season highs in hits (9) and earned runs (7), while his 4 HR allowed marked the 5th time he allowed 4+ HR in a game in his career (including Postseason)...3 of the 4 HR came in the 3rd inning, marking the 3rd time that Darvish surrendered 3+ HR in a single inning (others: Oct. 7, 2016 vs. TOR w/ TEX in T-5th inning and July 2, 2022 @ LAD w/ SD in B-1st).
- Darvish made 1 more start on May 29 vs. MIA (L, 3.0 IP, 3 R, 2 ER) before being placed on the 15-day IL from June 1-19 due to left groin strain...he made 1 rehab start for High-A Fort Wayne on June 19 before being placed on the restricted list on July 6.
- On Sept. 4 vs. DET, the Padres welcomed Darvish back after missing 81 team games and 97 calendar days in between starts...he went 3-0 with a 3.55 ERA (10 ER, 25.1 IP) across his 5 September starts, limiting the opposition to a .217 AVG with a 1.07 WHIP...the Padres also won each of his 5 September starts to close out the regular season.
- Became the first Japanese-born player to reach 2,000 career strikeouts at the Major League level in his penultimate regular season start Sept 22 vs. CWS.
- Earned his 7th win of the campaign in his final regular season start Sept. 27 @ AZ, marking his 203rd professional win (110 in the Major Leagues and 93 in Japan), passing

YU DARVISH

Hideo Nomo (201) and tying Hiroki Kuroda (203) for most combined wins in the 2 leagues...Darvish, however, became the 1st Japanese-born pitcher in baseball history to reach the 200-win mark with all wins coming as a starter (per Nikkan Sports) on Sun, May 19 in SD's 9-1 victory @ ATL, tossing 7.0-shutout innings of 2-hit ball.

- Darvish limited the opposition to a .180 clip (18-100) with runners on base, including an MLB-best .136 AVG (8-59) with RISP (min. 70 BF)
- During regular season action, opponents converted 13 of their 15 stolen base attempts off Darvish (86.7%), and since joining the Padres in 2021, opponents converted 59 of their 68 stolen base attempts for an 86.8 stolen base percentage that is the 7th-highest in the Majors among all qualifying hurlers (min. 400 IP).
- Darvish's 1.32 HR/9 IP clip in 2024 was north of his 1.14 career rate, and a third of his long balls allowed (4 of 12 allowed) came in a single start - May 24 vs. NYY.
- Darvish received 2 runs of support-or-fewer in 9 of his 16 regular season starts (5.07 RSA)... since joining the Padres in '21, his 4.59 run support average is 8th-lowest among all qualifying NL hurlers (min. 500 IP).
- Of the 23 active MLB pitchers who tossed at least 1,500 innings entering 2025, his 7.35 career H/9 IP rate ranks 4th behind only Clayton Kershaw (6.86), Chris Sale (7.32) and Max Scherzer (7.34). Darvish's 7.35 H/9 IP clip entering 2025 ranked 20th all-time (min. 1,500 IP).
- His 39.1% ground ball rate was south of his career 41.1% average...he's joined Jon Gray, Blake Snell, DJ Herz, Justin Verlander and Luke Weaver as the only 6 hurlers league-wide to induce 3 GIDP-or-fewer across at least 80.0 IP in '24.
- From 2020-24, Dylan Cease (7,065) and Yu Darvish (5,761) by far threw the most breaking balls in the Majors, with the next closest being Charlie Morton (4,826) and Brady Singer (4,639)...among all Major League starters who threw at least 5,000 total pitches over that span, Darvish (55.5%) and Cease (51.9%) rank 2nd and 3rd, respectively, in breaking ball in that timeframe, trailing only Clayton Kershaw (60.5%).

POSTSEASON: Darvish was on SD's Wild Card roster vs. ATL and available out of the pen if needed, with Michael King and Joe Musgrove making the Game 1 and 2 starts.

- Started Games 2 and 5 of the NLDS at Dodger Stadium, the 12th and 13th starts of his Postseason career...In G2 on Oct. 6 at Dodger Stadium, he joined Kevin Brown as the only 2 pitchers in Padres Postseason history to have 3 separate 7.0+ IP performances, allowing just 1 run on 3 hits across the 7.0 innings in SD's 10-2 victory.
 - Posted his 6th quality outing in his 7th Postseason start since 2020 in G5 of the NLDS on Oct. 11 in SD's 2-0, season-ending defeat...his 2 runs allowed came on 2 solo HR from Teoscar Hernandez and Kike Hernandez.
 - With the Game 5 start, Darvish became the 4th pitcher to ever start a winner-take-all game against a team for which he had once started a winner-take-all game, joining Roger Clemens (G7 of the 1986 ALCS for BOS vs. California Angels
- and later in G7 of the 2003 ALCS against BOS w/ NYY), Charlie Morton (G7 of the 2017 ALCS w/ HOU vs. NYY and then against HOU w/ TB in G7 of the 2020 ALCS), and Max Scherzer (pitched in the 2021 WC game for LAD after having pitched against them in G5 of the 2016 NLDS for WSH (h/t @Elias).
- Going up against LAD starting pitcher Yoshinobu Yamamoto, it was the 1st time that 2 Japanese-born pitchers started a game against one another in the Postseason...in regular season action through 2024, Darvish made 6 starts in his career opposite another Japanese-born pitcher, and in those games, he owned a 3-1 record with a 2.23 ERA and 52 strikeouts.

2023

- On February 9, 2023, the Padres signed Darvish to a new six-year contract through the 2028 season.
- In his 3rd season with SD, his 24 starts were his fewest in a full season since his 17 in 2016 with TEX, and his 4.56 ERA (69 ER, 136.1 IP) was his highest in a season he made more than 8 starts in (4.95 in '18 w/ CHC across 8 starts)
- His 8.85 H/9 IP ratio was a career-high mark...but he finished the season with a 7.36 career H/9 IP rate that ranked 5th among all active MLB pitchers (min. 1,000 IP) and 31st all-time.
- His 9.31 SO/9 IP ratio marked just the 2nd time he posted a sub-10.00 SO/9 IP ratio in a season (also: '22 w/ SD)... recorded a higher SO/9 IP ratio (9.42) in his 15 first-half starts compared to his 9.12 SO/9 clip in his 9 second-half starts...among all pitchers who have made at least 100 career post-All Star starts, his 11.25 SO/9 IP ratio ranks 2nd all-time, trailing Chris Sale (11.28) and ahead of Randy Johnson (10.83), Gerrit Cole (10.74) and Max Scherzer (10.47).
- Darvish has struck out 537 batters through his first 84 games pitched with Padres, the most ever by any pitcher by this milepost for the franchise...among all hurlers in their first 84 appearances in Padres history, the next closest are Jake Peavy (480) and Chris Young (444).
- Struck out 6 on August 14 vs. BAL, becoming MLB's strikeout leader for a Japanese-born player...his 1,919 career ML strikeouts passed Hideo Nomo's 1,918 SO...Nomo is currently serving in SD's organization as an Advisor to Baseball Operations.
- Darvish's lone double-digit strikeout performance in '23 came on April 16 vs. MIL...since his debut 2012 season through 2023, Yu posted 50 double-digit SO performances, the 7th-most in MLB over that span...he trailed Max Scherzer (107), Chris Sale (81), Gerrit Cole (61), Jacob deGrom (60), Clayton Kershaw (53) and Justin Verlander (52).
- Among all ML starters who faced at least 200 batters the first time through a lineup, his .198 AVG (38-192) ranked T-9th...2nd time through they hit .295 (57-193) and 3rd time through they hit .298 (39-131).
- Posted a 4.36 ERA (37 ER, 76.1 IP) at home vs. a 4.80 ERA

YU DARVISH



(32 ER, 60.0 IP) on the road...his 46 career starts at Petco Park (reg + Postseason), ranked T-5th most with Andrew Cashner and Ian Kennedy...there have been 13 pitchers who have made at least 35 career starts in Petco Park history (reg + Postseason), and he ranks first in WHIP (1.02) and 3rd in opponents' AVG (.212) in downtown SD history.

- Darvish made 3 appearances (1 start) for champion Team Japan in the World Baseball Classic in March...he pitched 3.0 innings against Team Korea on March 11, allowing 3 runs (2 ER) on 3 hits and no walks while striking out 1 batter...he was brought on in relief for Japan's March 16 win over Team Italy before pitching 1.0 inning in relief again in the WBC championship on Tuesday, March 21 vs. USA.
- Did not make his third consecutive Opening Day start due to his pitching commitments for Team Japan in the World Baseball Classic...he finished his offseason by throwing roughly 80 pitches across 5.0 innings in Arizona in an intrasquad game on Opening Day, March 30.
- Made his season debut on April 4 vs. ARI and left the contest in line for his 5th consecutive winning decision vs. the D'Backs after 5.0 innings of 1-run, 3-hit ball...but the Padres bullpen surrendered 7 runs as SD lost their opening homestand finale 8-6...it was the first of 4 consecutive starts without allowing a HR, T-2nd longest streak of his career, trailing just his 5 straight homerless starts accomplished twice (last: April 2-24, 2013 w/ TEX).
- His first winning decision came in his 4th start on April 23 @ ARI, tossing 5.2 innings of 2-hit, 1-run ball despite a season-high 5 walks in SD's 7-5 win...since going 0-2 with a 6.65 ERA vs. the D-backs in his 5 starts in 2021, Darvish went 5-1 in his 8 starts vs. AZ from '22-23 with 5 quality outings, posting a 2.45 ERA, 1.07 WHIP and .178 opp. AVG.
- On April 30 vs. SF, allowed 3 HR in his 5th start of the season at Estadio Alfredo Harp Helú's 7,349 feet of elevation in Mexico City...did not factor into SD's 6-4 victory
- Made his 1st of 2 starts vs. LAD on May 5, earning the win behind 6.2 innings of 4-hit, 2-run ball (1 ER) in SD's 5-2 victory...his other start vs. LAD came on Aug. 4 (season-high-tying 7.0 IP, 5 H, 2 ER) and he did not factor in SD's 10-5 defeat...Darvish didn't face the Dodgers until the 2019 season, and since then, he posted 9 quality outings in his 13 career starts vs. LAD (reg + Postseason)...among all active pitchers who made at least 10 career starts vs. LAD at the end of '23, his .170 opp. AVG and 0.85 WHIP both ranked 1st, while his 2.38 ERA ranked 2nd behind only Max Scherzer (2.34).
- Made his 1st start vs. the Yankees since 2017 on May 28 at Yankee Stadium...his 2.2 IP tied for the 2nd-shortest outing of his career in SD's 10-7 defeat...it was the 4th time he's been limited to exactly 2.2 IP, trailing only his career-low 1.2 IP on April 12, 2022 @ SF...it snapped his streak of 37 consecutive starts with at least 5.0 IP, the 2nd-longest streak in Padres history behind only Bruce Hurst's 43 straight games across the 1990-91 seasons...the streak tied with Gerrit Cole for the 3rd-longest such streak in the Majors since 2020, trailing only Max Fried's 50 straight such starts (June 6, 2021-Sept. 30, 2022) and Alek Manoah's 39 (August

23, 2021-Sept. 30, 2022).

- The May 28 start @ NYY was the 1st of 4 vs. the AL East in '23 (1-3, 7.40 ERA)...among all active pitchers who made at least 20 career starts vs. AL East opponents at the end of 2023, his 3.18 ERA vs. the division ranked 4th, trailing only TOR's Alex Manoah (2.71), TB's Shane Bieber (3.01) and BOS's Chris Sale (3.12).
- On June 9 @ COL, Darvish became the 7th player to win their 100th career game in a SD uniform, and the first since Shawn Estes in 2008...the others are Rollie Fingers in 1980, Goose Gosage in '86, Ed Whitson in '89, Bruce Hurst in '89 and Eric Show in '90.
- Battled flu-like symptoms and did not make a start during the PIT, CIN or LAA series in late June/early July but avoided the Injured List...returned to the rotation after a 16-day absence on July 7 vs. NYM with 5.0 innings of 7-hit, 3-run ball in SD's 7-5 extra-inning defeat.
- His 6.0-shutout innings of 3-hit ball in his July 29 start vs. TEX marked just his 2nd career start vs. his former club... he faced BAL on Aug. 14, the only other team he had just 1 career start against, and it was the first of a season-high 3 consecutive losing decisions to end his campaign...he's now made 4+ starts vs. every ML club except the Rangers and Orioles.
- Placed on the Paternity Leave List on August 23, with Blake Snell moving up in the rotation to pitch in his stead on August 24 against the Guardians...was activated from the Paternity List on August 25, but he was placed on the 15-day IL on Aug. 28 with right elbow inflammation (retro to Aug. 26) and did not pitch again in '23.
- Per Statcast, relied on 8 pitches in 2023: Sinker (18.6%), Sweeper (18.5%), Slider (17.5%), 4-Seam Fastball (16.6%), Curveball (11.7%), Cutter (9.1%), Split Finger (7.8%) and Changeup (0.1%).
- Across the previous 2 seasons (2022-23), Darvish threw the 3rd-most breaking balls (2,665) in MLB, trailing only Miles Mikolas (2,871) and Josiah Gray (2,676)...since the start of '22, he has the 4th-highest spin rate (2,767 rpm) on breaking balls among all NL pitchers (min. 1,500 pitches), behind only Charlie Morton (3,079 rpm), Seth Lugo (3,054 rpm) and Corbin Burnes (2,796 rpm).
- Opponents hit .259 (134-574) vs. Darvish but his xBA was .238, the highest xBA clip of his career in the Statcast era (since '16).
- His 82.1 zone contact % was also the highest of his career (since '16 in Statcast era), and higher than his 79.5 career zone contact %.

2022

- Reached the 30-start plateau for the 5th time in his career and his 2nd in as many seasons as a Padre...his 16 winning decisions matched his career high from his rookie 2012 season with TEX...he became 1 of 11 Padres and it's the 12th time an SD hurler posted 16+ winning decisions in a

YU DARVISH

single campaign (Randy Jones had 20 wins in 1975 and a franchise-best 22 wins in his Cy Young '76 campaign).

- Threw at least 6.0 IP in 28 of his 30 outings, the most such outings in the NL and tied with NYY's Gerrit Cole for most in the Majors...his 14 7.0+ IP outings tied with Shane Bieber for 3rd-most in MLB, behind only Sandy Alcantara (22) and Aaron Nola (15).
- He led the NL with 25 quality starts, which tied TOR's Alex Manoah for 2nd-most in the Majors, behind only HOU's Framber Valdez's 26...the Padres staff finished the season with an NL-leading 84 quality starts, 10 behind HOU's 94 for most in the Majors...it was 9 more quality outings than the next-closest NL team (PHI's 75).
- Darvish's 0.950 WHIP was the lowest single-season WHIP in franchise history among all pitchers to have made at least 30 starts...only 1 other pitcher had a sub-1.00 WHIP across 30-or-more starts in a single season (Randy Jones' 0.992 WHIP in '76).
- Among all pitchers who have thrown at least 350.0 regular season innings in SD history, his 1.02 WHIP ranks 1st (361.0 IP), ahead of Trevor Hoffman (2nd, 1.04 WHIP in 952.1 IP) and rotation-mate Joe Musgrove (3rd, 1.08 in 362.1 IP).
- Among all hurlers who have made at least 30 regular season starts in Petco Park history, he ranks 1st in opponents' AVG (.201), and his 3.07 ERA at Petco ranks T-5th in the ballpark's history with Tim Stauffer, behind only Jake Peavy (2.75), Andrew Cashner (2.76), Joe Musgrove (2.84) and Chris Young (2.94).
- Posted a 7.21 SO/9 IP ratio through his 1st 13 starts from April 7-June 20...in his 17 starts from June 26 on, he had a 10.50 SO/9 IP ratio...finished the regular season with a career-low 9.11 SO/9 IP ratio...the only other season he had a sub-10.00 SO/9 IP ratio was in 2017 (9.72).
- He walked 2-or-fewer in 27 of his 30 outings, and his 4.8 BB% was a career best (besides his 4.7 BB% in the shortened 2020 season) and ranked in the 90th percentile.
- After not reaching the 100+ pitch mark in any of his first 7 starts, he's tossed 100+ in 16 of his final 23 starts from May 19 on...overall, he averaged 99.0 pitches per game, ranking 4th in the Majors among qualifying pitchers, behind only Sandy Alcantara (101.5), Corbin Burnes (99.2) and Gerrit Cole (99.2).
- Yu has been active or on the DL/IL on Opening Day every season since he came into the majors in 2012 - active in 2012-13 & '17-22, and injured in 2014-16.
- Made his 3rd career Opening Day start and 2nd in a row on April 7 vs. ARI...he became the 5th starting pitcher in the modern era to go at least 5.0 innings and not allow a hit in his team's 1st game of the season...the others: Bob Feller in 1940 (9.0 IP), Charlie Hough in 1985 (6.0), Nolan Ryan in 1990 (5.0), and Kevin Appier in 1995 (6.2).
- After Sean Manaea's hitless 7.0 innings the following night, the duo became the first pair of starting pitchers since 1893 (1st year of current mound distance) to not allow a hit in back-to-back starts to begin a season, and the 13.0 consecutive hitless IP was the longest hitless streak by any staff to start a season...the 13.0 consecutive hitless innings also tied the Padres franchise record at any point during a season by starting pitchers (also: April 7-10, 2021)
- In his 2nd start of the season on April 12 @ SF, he allowed 9 ER (2nd-most in his career) in the shortest outing of his career (1.2 IP)...remove that outing, and Darvish posted a 2.70 ERA (58 ER, 193.0 IP) across his other 29 starts in '22.
- With his 4th strikeout in his 3rd start of the campaign on April 17 vs. ATL, he recorded the 1,600th strikeout of his MLB career...with just 1032.1 IP, he became the fastest pitcher to 1,600 K's by innings pitched...no other pitcher ever reached the milestone in fewer than 1350.0 IP.
- On June 13 at CHC, reached the 8.0 inning plateau for the 1st time as a Padre and earned the win in SD's 4-1 victory...the Cubs were 1 of just 3 teams Darvish had yet to beat as a big leaguer, leaving the Orioles (0-1 in 1 start) and Rangers (0-0 in 1 start) as the only 2 teams left on his list.
- Darvish tossed 7.0 innings in 4 consecutive outings from July 9-27 as part of his 6 consecutive quality starts from July 9-Aug. 7...he also tossed 7.0+ IP in 4 consecutive outings from June 1-20, and the 6 quality consecutive quality starts was the 5th-longest streak of his career.
- He was 1 of 32 NL pitchers to make 13+ 2nd half starts... among the group, he ranked 2nd in BB/9 (1.56), T-3rd in WHIP (0.90), 4th in opponents' AVG (.199) and base runners allowed per 9 (8.44), 5th in H/9 (6.57), 7th in strikeouts (97) and T-7th in ERA (2.71).
- He was tagged with the losing decision in 3 consecutive outings for the 6th time in his career from Aug 7-18...he's been saddled with the loss in 4 straight once, which came from Aug 30-Sept 14, 2013 (w/ TEX).
- He was placed on the paternity leave list on August 23 before being reinstated on August 26...finished the regular season campaign with winning decisions in 6 of his final 7 outings, including 6 in a row from Aug. 27-Sept. 24...it was 1 win shy of his career-best 7 straight winning decisions from July 31-Sept. 4, 2020 (w/CHC).
- Earned his second career NL Pitcher of the Month Award in September (also: July/August 2020) and he became the first Padres pitcher to earn monthly honors since Jake Peavy in September of his 2007 NL Cy Young Award-winning season...across his 6 September starts, he compiled a 5-1 record with a 1.85 ERA...he recorded 44 strikeouts against 8 walks with 23 hits allowed in 39.0 innings pitched.
- On Sept. 2 @ LAD, he surpassed the 3,000 strikeout mark in his 17 professional seasons between Japan (2005-11, 1,250 SO) and Major League Baseball (2012-22, 1,788 SO)...only one other pitcher has 3,000 strikeouts with at least 1,000 in each league: Hideo Nomo, currently an advisor for the Padres.
- In that Sept 2 outing @ LAD, he posted his 8th career outing of at least 7.0-shutout innings while allowing 2 hits-or-fewer, and it was his 3rd such outing this season (also: June 7 vs. NYM and Sept 13 @ SEA).

YU DARVISH



- Posted his 4th career outing of 8.0+ shutout-innings with 2 hits allowed-or-fewer on Tues, Sept 13 @ SEA...it was his 1st such outing since May 9, 2014 vs. BOS with TEX...his only other outing with at least 8.0 shutout-IP with 2 hits-or-fewer with 0 walks was on April 2, 2013 @ HOU with TEX.
 - Earned his 1st-career NL Player of the Week award on Monday, Sept 19...it was the 2nd weekly award winner by a Padre in 2022 (also: Manny Machado on August 15)...in his 2 starts that week, he combined for 14.0 scoreless IP, allowing 3 hits and 1 BB with 15 SO.
 - Posted a season-high 16.0 consecutive scoreless innings across parts of 3 starts from Sept. 7-18, tied for the 2nd-longest streak of his career (3x; 1 in April 2014 and the other in Aug-Sept, 2020)...those streaks trail only his 18.0 straight scoreless innings in April 2013.
 - His 6.0 scoreless innings in his Sept 18 start @ ARI contributed to the Friars' 31.2 scoreless innings by SD starters from Sept 16-22...it was the longest scoreless streak by a starting staff in the Majors this season, and it was 1.2 IP shy of the club record (33.1 IP from July 28-Aug 1, 1984).
 - The Padres allowed just 1 run in 4 games from Sept 17-21, the 1st club to allow no more than 1 run over a 4-game span while striking out 40+ batters in MLB history.
 - In his 13 starts at home, Darvish's .188 home opp. AVG was T-5th lowest among all qualifying NL starters, while his 2.60 home ERA was the 8th-lowest in the NL...in 17 starts on the road, he had a .222 opp. AVG and a 3.50 ERA.
 - He was 1 of just 8 NL pitchers to throw at least 180.0 IP this year...among the group, Darvish's 197 baserunners allowed and his 45 XBH allowed were the fewest in the NL...his 37 walks were 2nd-fewest, behind only Aaron Nola's 29.
 - Per Statcast, his most used pitched was his cutter (35.7%)... he threw the 3rd-most cutters in the Majors (1,048), trailing only Corbin Burnes (1,818) and Cal Quantrill (1,053)...the 2,755 rpm spin rate on his cutter was 3rd-highest in the Majors among all ML cutters, behind Jose Leclerc's (2,784 rpm) and Sonny Gray's (2,771 rpm).
 - While his 25.0 K% in the 66th percentile were both career lows, his 4.8 BB% in the 91st percentile were career-best marks (excluding the shortened 2020 season).
 - He had reverse splits in '22, limiting LHH to a .185 AVG while RHH batted .233...the .185 AVG to LHH was the 4th-lowest single season opponent clips to lefties (min. 400 batters faced) since 2015, trailing only CHC's Jake Arrieta in '15 (.159) and HOU's Justin Verlander (.163) and Gerrit Cole (.175) in '19.
 - In the 1st 2 innings of his outings, he posted a 4.56 ERA (30 ER, 59.2 IP)...from innings 3-7, he posted a 2.27 ERA (33 ER, 131.0 IP)...he worked into the 8th 4 times (4.91 ERA) and into the 9th once (54.00)
- POSTSEASON:** Made his first Postseason action since 2020, posting 3 quality outings in his 4 starts, going a combined 2-1 with a 2.88 ERA (8 ER, 25.0 IP) and a .217 opp. AVG.
- Tossed a Postseason career high 7.0 IP in both Game 1 of the Wild Card Series on Oct 7 vs. the Mets and Game 1 of the NLCS on October 18...he's 1 of 5 pitchers to throw 7.0 innings-or-more in a Postseason game, and it's now happened 8 times overall, joining Joe Musgrove (Game 3 of the Wild Card Series on Oct 9 at NYM), Andy Ashby (Oct. 7,

YU DARVISH

1998 vs. ATL), Kevin Brown (3x, including a CG shutout on Oct. 8, 1998 vs. ATL) and Ed Whitson (Oct. 4, 1984 vs. CHC.).

- His Postseason career-high 101 pitches thrown in Game 1 of the Wild Card Series vs. NYM was also 1 of 9 100+ pitch outings in Padres Postseason history...Kevin Brown threw 100+ pitches 5 times in '98...Chris Young did so once in 2006, and Musgrove threw 101 pitches to close out the Dodgers in Game 4 of the NLDS and in Game 3 of the NLCS vs. PHI.
- All 8 of his ER came on home runs, including 7 solo shots across his first 3 starts and then a 2-run HR off the bat of Rhys Hoskins in Game 5 of the NLCS on Oct. 23.
- Darvish's 5.0 IP in Game 2 of the NLDS at LAD snapped a streak of 24 consecutive starts of 6.0 IP from May 19 @ PHI to Oct. 7 @ NYM.

2021

- Reached the 30-start plateau for the 4th time in his career and earned his 5th career All-Star selection, 1 of 5 Padres to represent SD but did not travel to Denver due to injury (left hip inflammation).
- Ranked 2nd on the staff behind Joe Musgrove in a multitude of categories, including starts (30), innings pitched (166.1) and strikeouts (199).
- His 10.77 SO/9 IP was the highest in a single season in franchise history among all qualifying pitchers.
- His 4.65 SO/BB ratio was the 3rd-highest in franchise history, trailing only Kevin Brown in 1998 (5.24) and David Wells in 2004 (5.05)...his 1.09 WHIP was T-11th lowest full-season WHIP in franchise history.
- Beginning with his 2nd start on April 6 vs. SF, Darvish strung together 5 consecutive starts of at least 6.0 IP and 1 earned run-or-fewer from April 6-30, 1 of just 8 pitchers in 2021 to put together such a streak (also: Max Scherzer, Kyle Gibson, Jacob deGrom, Walker Buehler, Brandon Woodruff, Triston McKenzie and Kevin Gausman - Gausman had a 6-game streak)...it was the 2nd-longest such streak of his career, behind only his 7 consecutive starts of 1 earned-or-fewer across 6.0 IP+ in 2020 (July 31-Sept. 4).
- He had a 2.44 ERA through his first 16 starts...in his 14 starts after July 1, he posted a 6.65 ERA...the +4.21 ERA differential among all ML pitchers who threw at least 60.0 IP prior to July 1 and 60.0 IP from July 1 through the end of the season was 10th all-time, trailing only STL's Luis Arroyo in 1955 (+5.28), and the highest since KC's Jason Vargas in 2016... prior to Darvish and Vargas, the highest such ERA increase was DET's Jeff Weaver in 1999 (+4.44).
- Darvish went 0-4 with a 7.36 ERA in July, the highest ERA in a single calendar month in his entire career.
- He made 2 starts and went 2-0 during the Padres 9-0 perfect homestand from May 14-23, tossing a combined 14.0 innings of 1 run ball, striking out 15 and walking none... his 4 H/10 SO/0 BB performance on 5/17 vs. COL preceded Musgrove's 2 H/11 SO/0 BB outing 2 days later, marking the

1st series in SD history in which 2 starters threw 7.0 innings while allowing 4 hits-or-fewer with 0 BB and 10+ SO.

- Also, vs. COL on May 17, Darvish became the 2nd NL pitcher to toss 70+ shutout IP with 10+ SO on fewer than 85 pitches since pitches were first tracked in 1988...the other was ATL's Greg Maddux on Sept. 23, 2000 (also exactly 81 pitches).
- On June 21 vs. LAD, he earned his 7th win of the season and became the 1st Padre to strike out 7-or-more consecutive batters in a game since Jake Peavy on Aug. 27, 2007 vs. ARI (also 7 Ks)...it was his 197th career game (all starts), and he became the 1st player in ML history to reach 1,500 SO in fewer than 200 games...he was also the fastest in terms of innings pitched (1,216.1), and was the 2nd-quickest to the 1,500 SO plateau by plate appearances (5,005), trailing only Jacob deGrom (4,978), who accomplished the feat in his final start of '21 (July 7 vs. MIL).
- Made his 200th career start in his 1st start following the All-Star break on July 8 vs. WSH, his 1,517 strikeouts through his 1st 200 starts were 4th-most all-time, trailing only Chris Sale (1,628), Pedro Martinez (1,600) and Nolan Ryan (1,574).
- His final winning decision came on Sept. 8 vs. LAA...it was his first winning decision since June 21 vs. LAD, snapping a streak of 10 consecutive starts between winning decisions (0-7, 6.84 ERA).
- Darvish's 13th and final quality start of the campaign came on Sept. 18 at STL in SD's 3-2 defeat, marking the 22nd time in his career he tossed 7.0+ shutout-innings, and just the 6th time he did not factor into a win.
- His 4.38 run support average was 8th-lowest in the majors and 7th-lowest in the NL among all qualifying pitchers...he received 0 runs of support in 5 of his 30 starts, 1-or-fewer 11 times and 2 or-fewer on 19 occasions.
- The 2,513 rpm spin rate on his fastball ranked in the 99th percentile.

2020

- In the shortened 2020 campaign, he finished 2nd behind Trevor Bauer in the NL Cy Young race, going 8-3 with a 2.01 ERA (17 ER/76.0 IP) in 12 starts, including 10 quality starts... he struck out 93 batters and walked just 14, good for a 6.64 SO/BB ratio.
- Among NL pitchers, he ranked 1st in wins, 2nd in ERA and SO/BB ratio, 3rd in IP, T-4th in SO and 4th in WHIP (0.96).
- Earned NL Pitcher of the Month honors for July-August, going 6-1 with a 1.47 ERA (7 ER/43.0 IP) in 7 starts, striking out 52 batters and walking just 8.
- Allowed 1 run-or-fewer in 8 of his 12 starts...tied for the ML lead with 10 quality starts.
- Earned the win in a career-high 7-straight outings from July 31-Sept. 4, posting a 0.98 ERA (5 ER, 46.0 IP) during that time, as well as an opp. AVG of .186 (30-for-161), a strikeout rate of 11.35 per 9 IP (58 total SO), and 8 walks.
- Notched his 1,300th-career strikeout May 25 vs. MIL,

YU DARVISH



becoming the fastest pitcher in ML history to reach the mark, both by batters faced (4,360) and IP (1,052.0).

POSTSEASON: Saddled with the loss in Game 2 of the Wild Card series vs. MIA, getting no runs of support across his 6.2 IP of 5-hit, 2-run ball in CHC's 2-0 defeat.

2019

- Went 6-8 with a 3.98 ERA (79 ER, 178.2 IP) in a team-high tying 31 starts in his 2nd season with CHC...in the 2nd half, posted a 2.76 ERA (25 ER, 81.2 IP) with 118 SO in 13 starts.
- Led all Cubs pitchers with 229 strikeouts (T-7th in the NL)... had 6 games with at least 10 SO, the most by a Cub since Mark Prior had 6 such games in 2005.
- Struck out a single-game franchise-record 8-straight batters, Sept. 17 vs. CIN.
- Did not allow a walk in a career-high 5 straight starts, July 30-August 21, the 1st Cubs starting pitcher to do so since Bill Faul, July 25-August 14, 1965 (also 5 straight starts).
- Walked 2-or-fewer batters in a career-high 18-straight starts from June 10 through season's end...led MLB with a 12.58 SO/BB ratio during that span (151 SO/12 BB)...prior to June 10, had a 1.77 SO/BB ratio (78 SO/44 BB), which was the 6th-worst mark in the majors during that span.
- Finished August 2-1 with a 3.45 ERA (12 ER/31.1 IP) in 5 starts, striking out 42 and walking just 1...became just the 4th pitcher in the last 126 seasons since 1893 to strike out 40-or-more and walk no more than 1 batter in a month.

2018

- Made 8 starts for CHC before his season ended due to injury, as he landed on the 10-day DL with right triceps tendinitis...went 1-3 with a 4.95 ERA (22 ER, 40.0 IP) in his 1st season with the Cubs, walking 21 and striking out 49.
- Underwent arthroscopic debridement surgery on his right elbow on September 12 (performed by Dr. Keith Meister).

2017

- Made 31 starts between TEX and LAD, his most games started since a career-high 32 games in 2013...went a combined 10-12 with a 3.86 ERA (80 ER, 186.2 IP) and 209 strikeouts, his 3rd season with at least 200 strikeouts.
- Acquired by LAD at the July 31 trade deadline in a 4-player trade with TEX...went 4-3 in 9 starts with LAD, posting a 3.44 ERA (19 ER, 49.2 IP) and struck out 61 against 13 BB.
- Notched his 1,000th-career strikeout on Sept. 8 vs. COL... became the fastest pitcher to reach the mark both in terms of games (128) and innings pitched (812.0 IP).
- In 22 starts with the Rangers, he went 6-9 with a 4.01 ERA (61 ER, 137.0 IP).
- Selected to the AL All-Star team for the 4th time, the most by a pitcher in Rangers history...was not eligible to pitch

since he started TEX's game on the Sunday prior.

POSTSEASON: Went 2-2 with a 6.14 ERA (10 ER, 14.2 IP) in 4 Postseason starts...was a combined 2-0 with a 1.59 ERA in his 1st 2 Postseason outings, including collecting the win in NLCS Game 3 at Wrigley Field (6.1 IP, 6 H, 1 ER)...went on to allow 8 ER in 3.1 IP in 2 World Series starts.

2016

- Was limited to 17 starts due to a pair of DL stints as he returned from Tommy John surgery.
- Finished 7-5 with a 3.41 ERA (38 ER, 100.1 IP), posting a 1.12 WHIP and 132 SO...averaged 11.8 SO/9.
- Made his season debut May 28 and went 2-0 with a 2.87 ERA in his first 3 GS...left his start June 8 with right shoulder discomfort...returned July 16.
- Hit his first-career home run August 24 at Cincinnati.
- Among pitchers with at least 50.0 IP after the All-Star Break, he ranked 2nd in the majors with 12.01 SO/9.

POSTSEASON: Started Game 2 of the ALDS vs. TOR and allowed 5 runs on 5 hits (4 HR) in TEX's 5-3 defeat.

2015

- Missed the entire season after undergoing Tommy John surgery March 17...left his Spring Training start March 5 vs. Kansas City with right triceps tightness.
- Surgery was performed by Dr. James Andrews in Gulf Breeze, Fla...the ligament in Darvish's elbow was replaced with the Palmaris tendon from his right forearm.

2014

- Was Rangers Pitcher of the Year for a 2nd straight season despite making just 22 starts and missing the final 7 weeks due to right elbow inflammation.
- Led staff in SO (182, 10th in AL) and quality starts (14).
- Posted his 1st-career complete game and first shutout on June 11 vs. MIA, a 6-hitter, ending run of 72 starts to begin his career without a complete game.
- Posted 5 scoreless starts of 8.0+ IP, tied with Adam Wainwright for most in MLB (most by a Ranger since 1977).
- Opened season on 15-day DL with neck stiffness after being scratched from scheduled spring start on March 21, missing slated Opening Day outing...also scratched from scheduled start on May 27 at MIN with neck stiffness.
- Placed on the 15-day DL again on August 13 (retroactive to August 10) with right elbow inflammation...shut down for the remainder of the season on Sept. 6.

2013

- Was the Rangers Pitcher of the Year...led MLB with 277 SO,

YU DARVISH

the highest total in the AL since 2000, and 11.89 SO/9.

- Allowed the AL's lowest opponent AVG (.194) and fewest H/9 (6.22)...led the Rangers in wins (13).
- Suffered four 1-0 losses, the most in the majors since 1989.
- Was on the DL July 7-21 with a right trapezius strain...was bothered by nerve irritation in his back in September.

2012

- In his 1st ML season, led all rookies with 221 SO and 191.1 IP, while tying ARI Wade Miley with 16 wins.
- Set club records for wins and strikeouts by a rookie and had the 3rd-most IP.
- Had the AL's 2nd-best SO/9 IP ratio (10.4).
- Joined CLE Herb Score in 1955 as the only rookies in AL history with at least 16 wins and 210 strikeouts in a season.
- Defeated SEA in his ML debut on April 9 in Arlington and was 4-0 with a 2.18 ERA in his first 5 starts...earned AL Rookie of the Month honors for April.

POSTSEASON: Made his 1st career Postseason app. and was saddled with the loss in the Wild Card game vs. BAL, tossing 6.2 innings of 3-run ball (2 earned) while striking out 7 and walking none in TEX's 5-1 defeat.

NPB (JAPAN) REVIEW

- Appeared in 7 seasons with the Hokkaido Nippon-Ham Fighters of the Nippon Professional Baseball League...was 93-38 with a 1.99 ERA (281 ER, 1268.1 IP) in 167 games (164 starts), posting a 0.98 WHIP, 55 CG, 18 SHO and 1,250 SO.
- Joined the Fighters in 2005 at 18 years old and led all NPB pitchers from 2005-11 in ERA, wins, innings, opp. AVG and SHO.
- His 1.99 career ERA was lowest among active NPB pitchers (min. 1200.0 IP) at the time he left for MLB.
- Was granted permission by the Fighters to participate in the MLB posting process Dec. 8, 2011...Hokkaido informed MLB on December 19 that it had accepted the Rangers' bid...agreed to a deal with Texas on January 18, 2012.

2011

- Went 18-6 with a 1.44 ERA (37 ER/232.0 IP) for Hokkaido in his final season in Japan.
- Led NPB in SO (276), IP, opp. AVG (.190), shutouts, HR/9 IP (0.19), opponent OBP (.229) and SLG (.241)...Named Pacific League Monthly MVP in May.
- His 276 SO were most by a pitcher in NPB since Hideo Nomo had 276 in 1993.

2010

- Went 12-8 with a 1.78 ERA (40 ER, 202.0 IP) in 26 games (25 GS)...led all NPB pitchers in ERA for a 2nd straight year, and

also had the most SO (222) and complete games (10).

2009

- Was named Pacific League MVP and named to the PL Best Nine...went 15-5 with a 1.73 ERA (35 ER, 182.0 IP) in 23 GS.
- Was 2-1 with a 2.08 ERA in 5 games (2 GS) for Japan in the WBC...was on the mound to finish Japan wins in both the semifinals and finals on March 22-23 at Dodger Stadium.

2008

- Went 16-4 with a 1.88 ERA (42 ER, 200.2 IP) in 25 games (24 GS)...named the PL Monthly MVP 3 times: March (1-0, 18.0 scoreless IP), April (4-0, 1.54), and Sept. (5-0, 1.29)...won a Pacific League Golden Glove Award for 2nd straight year.
- Represented Japan at the 2008 Beijing Olympics, going 0-1 with a 5.14 ERA (4 ER, 7.0 IP) and 10 SO in 3 games (1 GS).

2007

- Won his lone career Eiji Sawamura Award, which honors the top starting pitcher in NPB...was also named Pacific League MVP...named to PL's Best Nine, won a Golden Glove Award, and was an All-Star, all career firsts.
- Went 15-5 with a 1.82 ERA (42 ER/207.2 IP) in 26 starts.
- Pitched for Team Japan that won Gold Medal at the Asian Baseball Championship in Taiwan in December.

2006

- Went 12-5 with a 2.89 ERA (48 ER/149.2 IP) in 25 games (24 starts) in his first full season with Hokkaido, as club won its first Japan Series title since 1961.
- Made 3 Postseason starts, going 2-1 with a 2.01 ERA (5 ER, 22.1 IP), including a win in the 5th and deciding game of Japan Series Championship vs. Chunichi.
- Was the Asian Series MVP in Hokkaido's win over Taiwan's La New Bears following the Japan Series.

2005

- Made his NPB debut at the age of 18 on June 15, defeating Hiroshima...became the 12th pitcher in NPB history to earn a win in a pro debut as a rookie straight out of high school.
- Drafted by the Fighters in the first round on November 17, 2004 and signed on December 17.

PERSONAL

- Married to the former Seiko Yamamoto, who is one of Japan's most accomplished and famous female wrestlers...the couple has 7 children.
- His father, Farsad Darvishsefat, is Iranian, and his mother, Ikuyo, is Japanese. Yu' grandfather sent Farsad to the United States to study in 1977, shortly before the Shah of Iran was

YU DARVISH



deposed. Farsad once worked in the cafeteria at the Seattle Seahawks' training camp, and he met Yu's mom, Ikuyo, at Eckerd College in St. Petersburg, Florida. The two married and moved to Japan, where Yu was born.

- Attended Tohoku High School in northern Sendai, a school which also produced MLB pitchers Kazuhiro Sasaki and Takashi Saito...had a 1.10 ERA in his high school career, and pitched a no-hitter against Kumamoto Technical High School in the 1st round of the National High School Baseball Invitational Tournament on March 26, 2004.
- According to Japanese law, citizens must choose a singular nationality before turning 22. Darvish chose Japanese, partly so he could play for Japan in the World Baseball Classic.
- Is honored with a museum in Hyogo, southern Japan. The Space11 Darvish Museum opened in November of 2013. The museum features roughly 100 items related to Yu Darvish. The museum includes the glove and uniform from Darvish's no-hitter in 2004 and a computer graphics system that allows visitors to virtually hit against him.
- Says he throws 11 different pitch types: 4-seam fastball, 2-seam fastball, hard cutter, slow cutter, 2 different sliders, hard curveball, slow curveball, changeup, splitter, and supreme (somewhat of a cross between a splitter and a two-seamer).
- Sometimes likes to throw left-handed while warming up to

help his balance. He has said that he can throw 82 mph lefty.

- In 2021, as he walked to the plate when he took his at bat in his 1st game against the Cubs since being traded to San Diego, he used the walk up song "Intoxicated" by Martin Solveig & GTA. It was the same walk up song as Anthony Rizzo's at Wrigley Field.
- In 2012, was named GQ Man of the Year by the Japanese issue of GQ Magazine.
- Established the Yu Darvish Water Fund in 2007 to supply safe water to people who face lack and contamination of water in developing countries.
- When he was acquired by SD, he became the 5th Japanese-born player in Padres history, joining Akinori Otsuka, Dave Roberts, Tadahito Iguchi and Kazuhisa Makita. .
- Had a mural painted of him in San Diego in the Convoy District in Kearny Mesa.

YU DARVISH

NPB (JAPAN)

Year	Tm	Lg	W	L	ERA	G	GS	GF	CG	SHO	SV	IP	H	R	ER	HR	BB	SO	HBP	WP	BF	WHIP
2005	Nippon Ham	JPL	5	5	3.53	14	14	0	2	1	0	94.1	97	37	37	7	48	52	3	2	410	1.54
2006	Nippon Ham	JPL	12	5	2.89	25	24	0	3	2	0	149.2	128	55	48	12	64	115	6	5	627	1.28
2007	Nippon Ham	JPL	15	5	1.82	26	26	0	12	3	0	207.2	123	48	42	9	49	210	13	4	790	0.83
2008	Nippon Ham	JPL	16	4	1.88	25	24	0	10	2	0	200.2	136	44	42	11	44	208	9	4	764	0.90
2009	Nippon Ham	JPL	15	5	1.73	23	23	0	8	2	0	182.0	118	36	35	9	45	167	6	5	701	0.90
2010	Nippon Ham	JPL	12	8	1.78	26	25	0	10	2	0	202.0	158	48	40	5	47	222	7	6	805	1.02
2011	Nippon Ham	JPL	18	6	1.44	28	28	0	10	6	0	232.0	156	42	37	5	36	276	6	10	885	0.83
Career		NPB	93	38	1.99	167	164	0	55	18	0	1268.1	916	310	281	58	333	1250	50	36	4982	0.99

YU DARVISH CAREER PITCHING

Season	Team	Level	W	L	ERA	G	GS	CG	SV	SVO	IP	H	R	ER	HR	HB	BB	SO	WHIP	AVG	AB	WP	GDP	TBF	NP-S
2012	TEX	MLB	16	9	3.90	29	29	0	0	0	191.1	156	89	83	14	10	89	221	1.28	.220	708	8	12	816	3166-1972
2013	TEX	MLB	13	9	2.83	32	32	0	0	0	209.2	145	68	66	26	8	80	277	1.07	.194	748	7	17	841	3451-2156
2014	TEX	MLB	10	7	3.06	22	22	2	0	0	144.1	133	54	49	13	2	49	182	1.26	.241	551	14	7	605	2312-1484
2016	FRI	AA	1	1	2.25	5	5	0	0	0	20.0	14	7	5	1	0	7	24	1.05	.197	71	1	2	79	301-195
2016	RR	AAA	0	1	2.57	2	2	0	0	0	7.0	3	3	2	1	0	3	7	0.86	.125	24	0	0	27	104-61
2016	TEX	MLB	7	5	3.41	17	17	0	0	0	100.1	81	43	38	12	3	31	132	1.12	.214	378	6	3	416	1579-1023
2016	2 Teams	Minors	1	2	2.33	7	7	0	0	0	27.0	17	10	7	2	0	10	31	1.00	.179	95	1	2	106	405-256
2017	TEX	MLB	6	9	4.01	22	22	0	0	0	137.0	115	63	61	20	5	45	148	1.17	.225	510	9	11	564	2211-1436
2017	LAD	MLB	4	3	3.44	9	9	0	0	0	49.2	44	20	19	7	1	13	61	1.15	.235	187	3	3	202	843-538
2017	2 Teams	MLB	10	12	3.86	31	31	0	0	0	186.2	159	83	80	27	6	58	209	1.16	.228	697	12	14	766	3054-1974
2018	SB	A(Full)	0	0	1.50	2	2	0	0	0	6.0	4	1	1	1	0	1	6	0.83	.182	22	1	0	23	76-51
2018	CHC	MLB	1	3	4.95	8	8	0	0	0	40.0	36	24	22	7	4	21	49	1.43	.235	153	2	1	180	740-455
2019	CHC	MLB	6	8	3.98	31	31	0	0	0	178.2	140	82	79	33	11	56	229	1.10	.213	657	11	11	731	2848-1879
2020	CHC	MLB	8	3	2.01	12	12	0	0	0	76.0	59	18	17	5	2	14	93	0.96	.211	280	3	7	297	1153-796
2021	SD	MLB	8	11	4.22	30	30	0	0	0	166.1	138	81	78	28	8	44	199	1.09	.222	623	9	10	681	2769-1821
2022	SD	MLB	16	8	3.10	30	30	0	0	0	194.2	148	67	67	22	12	37	197	0.95	.207	715	4	10	771	2971-2016
2023	SD	MLB	8	10	4.56	24	24	0	0	0	136.1	134	71	69	18	8	43	141	1.30	.259	517	1	12	574	2218-1436
2024	FW	A+	0	1	16.20	1	1	0	0	0	3.1	7	6	6	1	0	1	3	2.40	.412	17	1	0	18	49-33
2024	SD	MLB	7	3	3.31	16	16	0	0	0	81.2	65	32	30	12	3	22	78	1.07	.217	300	2	3	331	1261-846
Career	4 Teams	MLB	110	88	3.58	282	282	2	0	0	1706.0	1394	712	678	217	77	544	2007	1.14	.220	6327	79	107	7009	27522-17858
Career	4 Teams	Minors	1	3	3.47	10	10	0	0	0	36.1	28	17	14	4	0	12	40	1.10	.209	134	3	2	147	530-340

CAREER TRANSACTIONS

OPTIONS USED: 0/3

- 2012** Purchased by TEX from Nippon Ham Fighters (Japan Pacific), January 18
- 2017** Acquired by LAD from TEX in exchange for A.J. Alexy, Brendon Davis and Willie Calhoun, July 31
- 2018** Signed by CHC as a Major League free agent, February 13
- 2020** Acquired by SD from CHC along with Victor Caratini in exchange for Owen Caissie, Ismael Mena, Reginald Preciado, Yeison Santana and Zach Davies, December 29
- 2023** Signed a 6-year contract extension with SD through 2028, February 9

YU DARVISH



WILD CARD

Season	Team	Level	W	L	ERA	G	GS	CG	SV	SVO	IP	H	R	ER	HR	HB	BB	SO	WHIP	AVG	AB	WP	GIDP	TBF	NP-S
2012	TEX	MLB	0	1	2.70	1	1	0	0	0	6.2	5	3	2	0	1	0	7	0.75	.208	24	0	0	27	91 - 59
2020	CHC	MLB	0	1	2.70	1	1	0	0	0	6.2	5	2	2	1	1	2	6	1.05	.217	23	0	1	26	94 - 69
2022	SD	MLB	1	0	1.29	1	1	0	0	0	7.0	6	1	1	1	1	0	4	0.86	.222	27	0	0	28	101 - 72
Career	3 Teams	MLB	1	2	2.21	3	3	0	0	0	20.1	16	6	5	2	3	2	17	0.89	.216	74	0	1	81	286 - 200

DIVISION SERIES

Season	Team	Level	W	L	ERA	G	GS	CG	SV	SVO	IP	H	R	ER	HR	HB	BB	SO	WHIP	AVG	AB	WP	GIDP	TBF	NP-S
2016	TEX	MLB	0	1	9.00	1	1	0	0	0	5.0	5	5	5	4	1	1	4	1.20	.250	20	0	0	22	84 - 52
2017	LAD	MLB	1	0	1.80	1	1	0	0	0	5.0	2	1	1	1	1	0	7	0.40	.118	17	0	0	18	74 - 52
2022	SD	MLB	1	0	5.40	1	1	0	0	0	5.0	7	3	3	3	0	2	7	1.80	.333	21	0	0	23	99 - 63
2024	SD	MLB	1	1	1.98	2	2	0	0	0	13.2	6	3	3	2	0	3	7	0.66	.136	44	0	1	48	159 - 101
Career	3 Teams	MLB	3	2	3.77	5	5	0	0	0	28.2	20	12	12	10	2	6	25	0.91	.196	102	0	1	111	416 - 268

LEAGUE CHAMPIONSHIP SERIES

Season	Team	Level	W	L	ERA	G	GS	CG	SV	SVO	IP	H	R	ER	HR	HB	BB	SO	WHIP	AVG	AB	WP	GIDP	TBF	NP-S
2017	LAD	MLB	1	0	1.42	1	1	0	0	0	6.1	6	1	1	1	0	1	7	1.11	.250	24	0	1	25	81 - 59
2022	SD	MLB	0	1	2.77	2	2	0	0	0	13.0	7	4	4	3	2	4	12	0.85	.159	44	1	2	50	186 - 115
Career	2 Teams	MLB	1	1	2.33	3	3	0	0	0	19.1	13	5	5	4	2	5	19	0.93	.191	68	1	3	75	267 - 174

WORLD SERIES

Season	Team	Level	W	L	ERA	G	GS	CG	SV	SVO	IP	H	R	ER	HR	HB	BB	SO	WHIP	AVG	AB	WP	GIDP	TBF	NP-S
2017	LAD	MLB	0	2	21.60	2	2	0	0	0	3.1	9	9	8	2	0	2	0	3.30	.474	19	0	0	22	96 - 61
Career	LAD	MLB	0	2	21.60	2	2	0	0	0	3.1	9	9	8	2	0	2	0	3.30	.474	19	0	0	22	96 - 61

POSTSEASON (COMBINED)

Season	Team	Level	W	L	ERA	G	GS	CG	SV	SVO	IP	H	R	ER	HR	HB	BB	SO	WHIP	AVG	AB	WP	GIDP	TBF	NP-S
2012	TEX	MLB	0	1	2.70	1	1	0	0	0	6.2	5	3	2	0	1	0	7	0.75	.208	24	0	0	27	91 - 59
2016	TEX	MLB	0	1	9.00	1	1	0	0	0	5.0	5	5	5	4	1	1	4	1.20	.250	20	0	0	22	84 - 52
2017	LAD	MLB	2	2	6.14	4	4	0	0	0	14.2	17	11	10	4	1	3	14	1.36	.283	60	0	1	65	251 - 172
2020	CHC	MLB	0	1	2.70	1	1	0	0	0	6.2	5	2	2	1	1	2	6	1.05	.217	23	0	1	26	94 - 69
2022	SD	MLB	2	1	2.88	4	4	0	0	0	25.0	20	8	8	7	3	6	23	1.04	.217	92	1	2	101	386 - 250
2024	SD	MLB	1	1	1.98	2	2	0	0	0	13.2	6	3	3	2	0	3	7	0.66	.136	44	0	1	48	159 - 101
Career	4 Teams	MLB	5	7	3.77	13	13	0	0	0	71.2	58	32	30	18	7	15	61	1.02	.221	263	1	5	289	1065 - 703

ALL-STAR

Season	Team	Level	W	L	ERA	G	GS	CG	SV	SVO	IP	H	R	ER	HR	HB	BB	SO	WHIP	AVG	AB	WP	GIDP	TBF	NP-S
2014	AL	MLB	0	0	0.00	1	0	0	0	0	1.0	0	0	0	0	0	0	1	0.00	.000	3	0	0	3	14 - 8
Career	AL	MLB	0	0	0.00	1	0	0	0	0	1.0	0	0	0	0	0	0	1	0.00	.000	3	0	0	3	14 - 8



AUSTIN DAVIS

NRI

Height: 6-4 Bats: L
Weight: 238 Throws: L

45

LHP

Full Name	Austin Richard Davis
Date of Birth	February 3, 1993 in Scottsdale, Arizona
Current Residence	Phoenix, Arizona
2025 Opening Day Age	32
MLB Service Time	3.120
MLB Debut	June 20, 2018 vs. STL (with PHI)
How Obtained	Signed as a minor league free agent on January 20, 2025
Contract Status	Signed through 2025

QUICK HITS

- The southpaw reliever returned to SD on a minor league deal for 2025 after making 7 appearances for SD in '24.
- Appeared in 143 Major League games over parts of 6 seasons with PHI (2018-20), PIT (20-21), BOS (21-22), MIN (2022) and SD (2024).
- Has struck out 165 batters in 151.1 innings (9.83 SO/9 IP) at the Major League Level.
- Did not allow a HR in his 55 combined G between El Paso and SD last season. Allowed just 5 HR (0.71 HR/9 IP) in his 59 big league appearances from 2022-24.

2024 SEASON

- Signed with SD as a minor league free agent on January 31, 2024, but was not a part of ML Spring Training.
- Made 7 appearances for SD but spent the majority of the season with Triple-A El Paso, where he converted 14 of 16 SVO and managed a 3.70 ERA (20 ER, 48.2 IP) with 0 HR allowed...his 48 appearances were 2nd in the Chihuahuas pen, behind only Paul Fry's 50.
- His 87.5 save percentage (14/16) ranked T-9th among all minor leaguers who had at least 15 SVO in '24.
- Was 1 of 6 Triple-A hurlers to allow 0 home runs across at least 48.2 IP...his 48 appearances going homer-free were 2nd-most in all of Triple-A baseball, trailing only Omaha/KC's Evan Sisk's 59 homer-free outings.
- Went scoreless in 32 of his 48 Triple-A outings, and did not allow more than 2 ER in a single outing all season (4x).
- At the time of his call-up to SD, owned a 1.93 ERA, .139 AVG against and 12.48 SO/9 in 23 G stretch April 17-June 25.
- Had his contract selected June 28 and made his SD debut that night in the T8th @ Fenway Park, walking 1 and striking out 1 in SD's 9-2 victory...posted his 2nd consecutive scoreless the following night on June 29 begin his Padre tenure in SD's 11-1 win with a scoreless 8th frame.
- 4 of his 7 ER with SD came in a single outing (July 7 vs. AZ), and he allowed 0 ER in 4 of his 7 total outings with SD.
- Remained with the club through the All-Star break and made 2 second half appearances before being designated for assignment on July 31...outrighted to Triple-A El Paso on Aug. 3 and rejected the minor league assignment before re-signing with SD to a minor league on Aug. 6

2023

- Signed with HOU on a minor league deal with an invite to ML Spring Training on November 16, 2022.
- Owned a 0-2 record and 11.22 ERA (32 ER, 25.2 IP) along with more walks (38) than strikeouts (34) across 30 G for Triple-A Sugar Land before being released on June 26.
- Following the season, worked a 2.45 ERA in 18.1 IP across 5 Dominican Winter League games for Estrellas Orientales.

2022

- Between BOS (50 G) and MIN (2 G)...he recorded a 5.79 ERA (36 ER, 56.0 IP) with 64 strikeouts.
- Held LHH to a .198 AVG with 22 SO and just 1 HR.

2021

- Made 29 ML outings between PIT (10) and BOS (19), going 1-2 with a 5.13 ERA (15 ER, 26.1 IP)...missed the first 2 months of the season on the IL.
- The 29 ML outings were most since his 32 in his '18 rookie season...21 of his 29 were scoreless, including 12 of final 14.
- Allowed a season-high 4 ER in 0.1 IP with PIT July 20 at ARI, but posted a 3.81 ERA (11 ER, 26.0 IP) in his other 28 G.
- Recorded career-best .235 opp. AVG (24-102)...held LHH to a .149 AVG/.604 OPS (1 HR) and RHH to a .309 AVG/.876 OPS (3 HR).
- Struck out 17 batters in 16.2 IP with BOS.
- In 13 G between Low-A Bradenton and Triple-A Indianapolis, posted a 2.65 ERA (5 ER, 17 IP), 0.82 WHIP, and .148 AVG.

2020

- Appeared in 9 games between PHI (4 G) and PIT (5 G), recording a 10.80 ERA (8 ER, 6.2 IP) with 5 strikeouts.

2019

- Spent majority of the season with Lehigh Valley (AAA), but had 7 stints with PHI (6.53 ERA, 14 G).
- Pitched 2.0+ IP in 5 of his 14 ML appearances.
- Selected as an International League Mid-Season All-Star, his first professional All-Star selection.

AUSTIN DAVIS



NRI

- In April and May with Lehigh Valley, allowed only 2 runs in 23.1 IP (0.77 ERA) over 15 appearances.

2018

- Began season with Lehigh Valley and was shuttled between there and Reading (AA) in April and May.
- Had his contract selected from LHV on June 18 and made his MLB debut June 20 vs STL.
- Posted a 2.60 ERA (5 ER, 17.1 IP) in his first 14 career appearances, June 20-July 24, striking out 24.
- Pitched 3 straight days and 4 straight game days July 20-24, throwing 6.0 scoreless IP with 10 strikeouts in those 4 G.
- Posted a 2.49 ERA (6 ER, 21.2 IP) in the 13 appearances in which he pitched more than 1.0 inning.
- Minors totals: 1-2, 2.82 ERA (12ER, 38.1 IP), 30 H, 10 BB, 50 SO, 1.04 WHIP in 28 appearances

2014-17

- Began the **2017** season with Clearwater (A)...averaged 11.68 SO/9.0 IP...promoted to Reading on May 15...was on the IL from August 25-end of season (left elbow strain).
- Began **2016** on the IL with a lumbar spine disc injury... activated on July 3 and assigned to Lakewood (A) after a rehab assignment with the GCL Phillies (R) and Clearwater... allowed an unearned run in his first IP, then amassed a 12.0-inning scoreless streak, July 10-Aug. 6...surrendered only 6 hits in 46 AB (.130 AVG)...promoted to Clearwater on Aug. 7 and stayed there for the remainder of the season... combined to allow only 2 XBH (2 2B) on the year.
- In **2015**, spent entire season with Lakewood... posted a 2.58 ERA (11 ER, 38.1 IP) in 22 games as a reliever compared to a 4.55 ERA (29 ER, 57.1 IP) in 11 starts...opponents hit .224.
- In **2014**, began pro career with GCL Phillies...posted a 0.41 ERA (1 ER, 22.0 IP) over his final 8 appearances...did not allow an ER in eight home games (17.0 IP)... participated in Florida Instructional League.

AUSTIN DAVIS CAREER PITCHING

Season	Team	Level	W	L	ERA	G	GS	CG	SV	SVO	IP	H	R	ER	HR	HB	BB	SO	WHIP	AVG	AB	WP	GDP	TBF	NP-S
2018	PHI	MLB	1	2	4.15	32	0	0	0	0	34.2	35	20	16	4	2	12	38	1.36	.265	132	4	3	151	615-383
2019	PHI	MLB	0	0	6.53	14	0	0	0	0	20.2	22	15	15	6	3	14	24	1.74	.272	81	0	3	98	407-256
2020	PHI	MLB	0	0	21.00	4	0	0	0	0	3.0	10	7	7	1	0	1	2	3.67	.526	19	0	0	20	86-59
2020	PIT	MLB	0	0	2.45	5	0	0	0	0	3.2	1	1	1	0	0	1	3	0.55	.091	11	0	1	12	41-27
2020	2 Teams	MLB	0	0	10.80	9	0	0	0	0	6.2	11	8	8	1	0	2	5	1.95	.367	30	0	1	32	127-86
2021	PIT	MLB	0	1	5.59	10	0	0	0	1	9.2	6	7	6	2	1	5	11	1.14	.167	36	0	0	42	167-96
2021	BOS	MLB	1	1	4.86	19	0	0	0	2	16.2	18	10	9	2	0	7	17	1.50	.273	66	1	0	75	306-190
2021	2 Teams	MLB	1	2	5.13	29	0	0	0	3	26.1	24	17	15	4	1	12	28	1.37	.235	102	1	0	117	473-286
2022	BOS	MLB	2	1	5.47	50	3	0	0	1	54.1	56	36	33	5	5	29	61	1.56	.260	215	1	2	254	1064-667
2022	MIN	MLB	0	0	16.20	2	0	0	0	0	1.2	1	3	3	0	0	4	3	3.00	.167	6	0	0	10	54-26
2022	2 Teams	MLB	2	1	5.79	52	3	0	0	1	56.0	57	39	36	5	5	33	64	1.61	.258	221	1	2	264	1118-693
2024	ELP	AAA	4	4	3.40	47	0	0	14	16	47.2	35	19	18	0	8	26	61	1.28	.206	170	5	2	207	830-523
2024	SD	MLB	0	0	9.00	7	0	0	0	0	7.0	6	8	7	0	2	5	6	1.57	.240	25	0	2	33	142-81
Career	5 Teams	MLB	4	5	5.77	143	3	0	0	4	151.1	155	107	97	20	13	78	165	1.54	.262	591	6	11	695	2882-1785
Career	9 Teams	Minors	22	20	3.54	254	13	1	24	38	409.2	347	184	161	19	19	186	455	1.30	.229	1513	38	21	1749	5957-3837

POSTSEASON (COMBINED)

Season	Team	Level	W	L	ERA	G	GS	CG	SV	SVO	IP	H	R	ER	HR	HB	BB	SO	WHIP	AVG	AB	WP	GDP	TBF	NP-S
2021	BOS	MLB	0	0	0.00	1	0	0	0	0	0.1	0	0	0	0	0	1	0	3.00	.000	1	0	0	2	8-2
Career	BOS	MLB	0	0	0.00	1	0	0	0	0	0.1	0	0	0	0	0	1	0	3.00	.000	1	0	0	2	8-2

CAREER TRANSACTIONS

OPTIONS USED: 3/3

- 2014** Signed by PHI as a 12th-round selection in the First-Year Player Draft, June 19
- 2022** Acquired by SD from BOS in exchange for Eric Hosmer, Max Ferguson, Corey Rosier and cash considerations, August 2
- 2020** Acquired by PIT from PHI in exchange for a PTBNL (Joel Cesar), August 26
- 2021** Acquired by BOS from PIT in exchange for INF Michael Chavis, July 30
- 2022** Claimed off waivers by MIN from BOS, August 31
- Signed by HOU as a minor league free agent, November 16
- 2024** Signed by SD as a minor league free agent, January 31



LEO DE VRIES

NRI

Height: 6-1 Bats: S
Weight: 190 Throws: R

94

INF

[LEE-oh deh-VREES]
@leodalisdvries

Full Name	Leodalís De Vries
Date of Birth	October 11, 2006 in Azua, Dominican Republic
Current Residence	Azua, Dominican Republic
2025 Opening Day Age	18
MLB Service Time	0.000
How Obtained	Signed as an international free agent on January 15, 2024
Contract Status	Signed through 2025

QUICK HITS

- The switch-hitting infielder signed with the Padres at 17 years old out of Azua, Dominican Republic with a \$4.2 million signing bonus on December 15, 2024, marking the second year in a row the Padres would sign the top international prospect after signing catcher Ethan Salas in 2023.
- At 17 years old, the same age as American high school seniors, he was the youngest player in full-season affiliated ball in 2024 for Single-A Lake Elsinore.
- Earned California League Player of the Month in July 2024, leading the Cal League in runs scored (26), home runs (8) and total bases (59) and was 2nd in SLG (.694) and OPS (1.136). He slashed .318/.442/.694, walked as many times (18) as he struck out (18), recorded 8 multi-hit games and had separate hitting streaks of 9 and 7 games.
- In 2024, had just 1 HR, 14 XBH and a .196/.319/.310 slash line in his first 40 games through June 30 for Lake Elsinore. In his next 35 games in July/August, he collected 21 XBH (9 2B, 1 3B, 10 HR) with a .284/.407/.589 slash line.
- Became the youngest player to hit a home run in the Arizona Fall League since Bryce Harper in 2010 for the Scottsdale Scorpions.
- Entered 2025 rated as SD's No. 1 prospect and No. 18 in all of baseball by MLB Pipeline and *Baseball America*, and No. 2 in SD's system and No. 31 overall by *The Athletic*.
- Also entered 2025 rated as the No. 5 shortstop prospect in all of baseball MLB Pipeline, No. 6 by *Baseball America* and No. 8 by *The Athletic*.
- In *Baseball America's* annual best scouting tools survey for 2025, he's considered the best hitter for average, best athlete, and best defensive infielder in SD's system.
- Nicknamed "El Mutante", which translates to "The Mutant".

2024 SEASON

- Debuted in mid-April at Single-A Lake Elsinore, where the switch-hitter slashed .237/.361/.441 with 11 homers, 38 RBI and 13 steals across 75 games played.
- Assigned to LE on April 22 and made his professional debut the next day on April 23...went 0-for-4 in his debut at Rancho Cucamonga before posting multi-hit efforts in his 2nd and 3rd games on April 24th and 25th, including his first career triple and a career-high 4 RBI on April 25.

ACCOLADES

California League Player of the Month (July 2024, Lake Elsinore)

- Did not homer until his 36th game on June 25, but had 14 XBH (13 2B, 1 3B) prior to homering.
- While dealing with a left shoulder injury, he had just the 1 homer and a .196/.319/.310 slash line in his first 40 games through June 30 before earning California League Player of the Month honors for July (.318/.442/.694).
- In the award-winning month, he led the Cal League in runs scored (26), home runs (8) and total bases (59) and was 2nd in SLG (.694) and OPS (1.136)...he was 6th in RBI (18) and walked as many times (18) as he struck out (18)...he recorded 8 multi-hit games and had separate hitting streaks of 9 and 7 games.
- Homered from both sides of the plate for his first-career multi-homer game July 5 at Inland Empire...the 2 long balls were the first of 4 homers in a 3-game stretch, homering in 3 straight contests from July 5-9...following the multi-homer game, Storm Manager Lukas Ray said: "You could look at the stat line and get lost in the stat line, but if you come to the games and you watch him in person, you know he's the best player on the field every night. And if you come to our pregame, you know how hard he works, how much he's getting better".
- Hit safely in 9 of his 14 games in August, including homering in back-to-back contests in August 7-8 at Stockton.
- On August 18, he suffered a right shoulder strain while diving for a ball, sidelining him for the rest of the season.
- In his 35 games played over the summer in July/August prior to the injury, he posted a .284/.407/.589 slash line with 21 XBH (9 2B, 1 3B, 10 HR) with 23 RBI and 39 runs scored.
- In more than twice as many at-bats vs. right-handed pitching (212) than left-handers (87), the switch hitter had a higher AVG vs. righties (.241) than lefties (.230)...but 7 of his 11 HR came vs. southpaws.
- All 11 of his HR came when batting first in the Storm lineup, where he had 210 at-bats...hit .271 in 210 at-bats when hitting leadoff, .137 in 73 at-bats hitting 2nd, and .250 in 16 at-bats hitting 3rd.
- On first pitches of an at-bat that got put in play, he hit .308 with 8 XBH (4 2B, 1 3B, 3 HR).
- Hit .248 (56-226) as a shortstop and .205 (15-73) as the designated hitter.
- On the season, he made 58 starts at shortstop and 17 as

LEO DE VRIES



NRI



the designated hitter...at SS, he posted a .962 fielding percentage (8 errors, 208 total chances), compiling 133 assists and helping turn 26 double plays.

- Converted 13 of his 15 stolen base attempts
- Following the season, he was drafted 2nd overall in the 2024 Dominican Professional Baseball League (LIDOM) Rookie Draft by the Águilas Cibaeñas, but chose to play in the Arizona Fall League instead.
- De Vries (67 at-bats) joined fellow top Padres' prospect Ethan Salas (92 at-bats) as the first players at age 18 to get consistent run in the Arizona Fall League since the Mariners' Julio Rodríguez in 2019...prior to De Vries and Salas in 2024, there were 5 other players since 2005 to get at least 25 at-bats at the same age, including Bryce Harper, who did so twice (2010-11)
- De Vries also became the youngest player to hit a home run in the AFL since Bryce Harper in 2010 (Scottsdale Scorpions).

- He was 1 of 3 finalists for the final National League spot in the Fall Star's Game, ultimately winning the NL's fan vote... entered the game as a replacement for the designated hitter and went 0-for-3 with 2 SO.
- Ended 2024 rated as the Padres No. 2 prospect by MLB Pipeline, behind only Salas...Salas and De Vries ranked No. 19 and No. 28, respectively, on MLB Pipeline's top 100 list.

PERSONAL

- Comes from a skilled athletic background and pedigree... excelled as a point guard on the basketball court as a youngster, and his father played basketball for the Dominican National team.

LEO DE VRIES CAREER BATTING

Season	Team	League	AVG	G	AB	R	H	2B	3B	HR	RBI	BB	SO	SB	CS	OBP	SLG	OPS	PA	HBP	SAC	SF	GIDP
2024	LE	A	.237	75	299	63	71	22	3	11	38	50	84	13	2	.361	.441	.802	360	9	0	2	1
Career	LE	Minors	.237	75	299	63	71	22	3	11	38	50	84	13	2	.361	.441	.802	360	9	0	2	1

CAREER TRANSACTIONS

OPTIONS USED: 0/3

2024 Signed by SD as an international free agent, January 15



ELIAS DÍAZ

Height: 6-1 Bats: R
Weight: 241 Throws: R

[ee-LEE-iss DEE-az]
@eliasdiaz29

17

C

Full Name	Elias David Díaz
Date of Birth	November 17, 1990 in Maracaibo, Venezuela
Current Residence	Maracaibo, Venezuela
2025 Opening Day Age	34
MLB Service Time	8.087
MLB Debut	September 12, 2015 vs. MIL (with PIT)
How Obtained	Signed as a minor league free agent on August 27, 2024
Contract Status	Signed through 2025 with a mutual option for the 2026 season

QUICK HITS

- Across parts of 10 MLB seasons, Díaz entered 2025 ranking among the top active catchers in assists (10th), double plays turned (10th), defensive games played (12th) and caught stealing (12th).
- Joined SD on a minor league deal in late August 2024 and re-signed with the Padres as a Major League free agent on January 30, 2025.
- Named to his first MLB All-Star Game in 2023, winning the All-Star Game MVP after connecting on a pinch-hit, go-ahead HR in the 8th inning. He became the 1st player in Rockies' franchise history to be named All-Star MVP and 6th catcher in Major League history to be named All-Star MVP.
- Joined Hank Blalock (2003), Mike Schmidt (1981), Cookie Rojas (1972), Gus Bell (1954) and Ted Williams (1941) as the only players to hit a go-ahead HR in the All-Star Game while trailing in the 8th inning or later.
- Led NL backstops in double plays turned in 2023 (9), assists in 2022 (52), and caught stealing percentage in 2021 (42.1).
- Among active catchers from 2017-24, his strikeout rate of 19.0% ranks 9th-best (min. 1,000 PA).

2024 SEASON

- Joined the Padres on Sept. 1, when he had his contract selected after signing a minor league deal with San Diego on Aug. 27...was released by COL on Aug. 16.
- Concluded his 10th Major League season hitting .265 (86-for-325) with 27 runs, 20-2B, 6 HR and 39 RBI across 96 games between the Rockies (84 G) and Padres (12 G).
- His 86 hits and 20-2B on the year trailed just his career marks from 2023 (130 H/25-2B) with COL.
- Defensively, logged 604.1 innings across 94 games (86 starts) at a .992 clip (4 E/500 TC)...among NL backstops, his 29 assists ranked 10th and his 27.7 caught stealing percentage ranked 13th.
- His 20 multi-hit efforts on the year T-12th among all catchers and matched his 2018 and 2022 totals and trailed just his 33 games of the kind from 2023 with COL.
- Capped his regular season campaign on Sept. 29 @ ARI, logging his 20th 2B...was also his 5th 2B across his last 22

ACCOLADES

- **MLB All-Star Game MVP (2023, NL)**
- **Futures Game Selection (2015, Indianapolis)**
- **AFL Rising Star (2014, Scottsdale)**
- **2x MiLB Organization All-Star (2014 & '15, PIT)**
- **International League Mid-Season All-Star (2015, Indianapolis)**
- **Eastern League Mid and Post-Season All-Star (2014, Altoona)**

- games (4th in last 18 G).
- Snapped an 0-for-10 skid w/ his lone multi-hit effort as a Padre on Sept. 21 vs. CWS (last: Aug. 12 @ ARI)...also connected with his 6th HR of the year & 1st since June 5 vs. CIN...the HR marked a new single-season record of HR at Petco Park (203, prev. 202 in 2019).
- Tallied his 1st hit as a Padre on Sept. 5 vs. DET, a double to left in the bottom of the 5th inning.
- In 84 games with the Rockies, slashed .270/.315/.378 w/ 18-2B, 5 HR & 36 RBI.
- **POSTSEASON:** Played in 724 regular season games before making his Postseason debut on Oct. 5 @ LAD (0-for-1, SO)...at the time, there had only been 5 active players to have more regular season games than Díaz before their 1st-career playoff appearance (Realmuto's 1,005, Marcell Ozuna's 931 G, Whit Merrifield's 907 G, Josh Bell's 852 G, and Adam Frazier's 821 G, h/t @Elias).

2023

- Set career highs in games (141), hits (130), 2B (25), RBI (72), BB (34), SO (118) and TB (199).
- Named the Most Valuable Player of the 93rd MLB All-Star Game after hitting a go-ahead, pinch-hit, 2-run home run in the 8th inning to give the NL their 1st win since 2012 ...1st player in Rockies' franchise history to be named All-Star MVP and 6th catcher in Major League history to be named All-Star MVP.
- His 130 hits were the 2nd-most by a catcher in Rockies' franchise history, trailing Wilin Rosario's 131 hits in 2013... additionally, his 72 RBI were the 2nd-most, trailing only Rosario's 79 RBI in 2013.
- Logged 126 games at catcher for the most in a single season

ELIAS DÍAZ



in Rockies' franchise history (previous: Joe Girardi, 122 games in 1995)...ranked as the 3rd-most games caught in the Majors in 2023.

- Entering 2024, ranked among all-time Rockies' franchise catching leaders in HR (43, 3rd), RBI (176, 3rd), hits (309, 4th), 2B (63, 4th) and total games (378, 4th).
- When playing at catcher, his 121 hits T-2nd-most in the Majors, while his 64 RBI ranked 5th and 25-2B T-5th.
- Posted 19 catcher caught stealings, the 6th-most in the Majors and 3rd-most in the NL...it marked the most CCS for a Rockie since Tony Wolters in 2019 (20) and T-5th most for a Rockie since 2000.
- Caught a Rockies' franchise-record 33 pitchers in 2023, the most since Nick Hundley caught 30 different pitchers in 2015.
- Logged a career-best, 9-game hitting streak from April 6-15 ... hit .500 (14-28) with a 1.319 OPS through the span.
- Named to his first MLB All-Star Game in 2023, winning the All-Star Game MVP after connecting on a pinch-hit, go-ahead HR in the 8th inning.
- Joined Hank Blalock (2003), Mike Schmidt (1981), Cookie Rojas (1972), Gus Bell (1954) and Ted Williams (1941) as the only players to hit a go-ahead HR in the All-Star Game while trailing in the 8th inning or later.
- At 32-years-236-days-old, he also became the 4th-oldest player to hit a HR in their 1st career All-Star Game, behind

Babe Ruth (38-150), Frankie Frisch (35-300) and J.D. Drew (32-238).

- Homered in 4-consecutive games June 28-July 2, 2021, the longest home run streak by a Rockies catcher in a single season in franchise history and the longest streak by any Rockies player since David Dahl homered in five-straight Sept. 24-28, 2018.
- Among active catchers from 2017-23, recorded the 2nd-lowest strikeout rate at 17.8% (min. 1,000 PA).
- Hit grand slams on Aug. 3 vs. CHC and Sept. 10, 2021 @ PHI, his 1st 2 career grand slams.
- Caught 3 runners attempting to steal on May 8 in Pittsburgh without allowing a SB, the 2nd catcher in the Majors to do so in 2023, joining OAK's Shea Langeliers (April 21 vs. TEX)... included two "Strike-'Em-Out, Throw-'Em-Out" double plays to end the 1st and 5th innings.
- His .321 (54-168) batting average through the end of May was the 5th-best average in the Majors ...his .435 (10-23) average with RISP in May was the 6th-highest in the NL.
- Connected on his 3rd career grand slam June 23 vs. LAA.
- Appeared in 3 games (2 GS at catcher) in the 2023 World Baseball Classic for Team Colombia...went 2-for-8 with 1-2B, 1 RBI and 2 SO ...a Venezuela native, Díaz chose to play for Colombia as a way of representing his father's birthplace.

ELIAS DÍAZ

2022

- Appeared in 105 games for the Rockies, setting a career high with 51 RBI and tying his career mark in 2B with 18.
- Set single game career highs in both hits (4) and RBI (7) on Sept. 9 vs. ARI while recording his 1st career multi-HR game.
- Batted .306 (11-for-36) through his first 10 games of the season, .219 (69-for-315) through the remainder of the campaign.
- His 4.65 plate-appearances-per-strikeout was his lowest career mark through a full season (381 PA, 82 SO).
- Posted at the time, a career-long, 8-game hitting streak July 11-27...the 1st 6 games were all multi-hit games, T-4th-longest multi-hit streak in the Majors in 2022...hit .467 (14-for-30) with 7 XBH and 10 RBI through the 8-game streak.
- Caught 12 of 60 attempted base stealers, an 80.0% stolen base percentage...his 11 errors were the most among all catchers.

2021

- Appeared in a career-high 98 games at catcher in his 2nd season with the Rockies and made a career-high 106 appearances overall.
- Set a career high with 18 HR, which T-3rd-most among NL catchers with Buster Posey.
- His 9 road HR were the 3rd-most by a catcher in Rockies' franchise history, trailing Wilin Rosario in 2013 (11) and 2012

(10).


- His 37 XBH (18 2B, 3B, 18 HR) T-6th-most by a catcher in a single season in Rockies' franchise history.
- Slashed .283/.346/.550 with 16-2B, 1-3B, 17 HR, 40 RBI, 23 BB and 37 SO from June 1 through the end of the season... ranked 1st among NL catchers with a .550 slugging mark and was 2nd with 17 HR through the span (min. 250 AB) ... slashed .125/.193/.188 from the start of the season through the end of May.
- Collected 3 walk-off hits, the 1st 3 of his career...homered on July 1 against STL; singled to left on July 4 against STL; and homered on Aug. 21 against ARI ... the HR against ARI came on the 10th pitch of the AB, the 1st walk-off hit in Rockies' franchise history on an AB of at least 10 pitches.
- His 14 catcher caught stealings were the 7th-most in the Majors and 4th-most in the NL ...his 42.1 caught stealing percentage was the 2nd-highest in the Majors (min. 60 GS) behind Salvador Pérez (43.9%).

2020

- Appeared in 26 games in his 1st season with the Rockies after signing a minor League contract on Jan. 6.
- Made 13 starts, 13 at catcher and 2 as the designated hitter ... Colorado went 6-7 in his 13 starts at catcher... did not make his first start until Aug. 7 at SEA.
- Recorded 9 RBI over his last 11 games from Sept. 15 through the end of the season, including a season-high 2 RBI 4



ELIAS DÍAZ



times.

- Recorded a then-career-high 7 total bases and career-high tying 3 hits on Sept. 26 @ ARI ...doubled and hit his 2nd HR of the season.
- Placed on the restricted list from Aug. 17-20 after violating team protocols.

2019

- Made a then-career-high 96 appearances at catcher and 101 appearances overall for the Pittsburgh Pirates.
- Caught 14 of the 56 base runners attempting to steal against him, a 26.3% caught-stealing rate.
- Began the season on the 10-day IL with a virus ... appeared in 9 rehab games with Single-A Bradenton and Triple-A Indianapolis before being reinstated on April 21.
- Hit .397 (25-for-63) with 14 RBI over an 18-game stretch, May 18-June 7, raising his average from .159 to a season-high .299.
- Suffered a low-grade MCL right knee sprain on Sept. 21 @ MIL and missed the final 7 games of the season.

2018

- Spent the entirety of the season on the Pirates' active roster,

his 1st full year in the Majors.

- Made 70 appearances at catcher, including 59 starts, and threw out 11 of the 40 runners attempting to steal against him (27.5%).
- Hit .287 (66-for-230) with 12 doubles, 10 home runs and 34 RBI in his 60 starts.
- Batted .346 (28-for-81) against left-handed pitchers (highest on the team, 5th in the NL and 8th in the Majors, min. 80 AB).
- Made 14 straight starts while Francisco Cervelli was on the IL from June 22-July 7, the longest streak by a Pittsburgh catcher since Ryan Doumit made 15 consecutive starts in 2009.

2017

- Appeared in 64 games across 4 stints with the Pirates.
- Batted .239 (39-for-163) with 14-2B, 1 HR and 19 RBI in his 44 starts.
- Collected his 1st Major League hit in his 2nd career start, a single off Robert Stephenson on May 2 @ CIN.
- Hit his 1st Major League HR and recorded a career-high 6 RBI June 2 at Citi Field ... the 6 RBI were the most by a Pirates rookie since Andrew McCutchen on Aug. 1, 2009.

ELIAS DÍAZ

2016

- Appeared in 35 combined games at 4 different stops, including 1 game with Pittsburgh.
- Began the season on Pittsburgh's 15-day Injured List with lateral right elbow discomfort (retro: March 25) ... underwent arthroscopic surgery to remove bone chips from his right elbow on May 3, and was transferred to the 60-day IL on May 19.
- Reinstated from the 60-day IL and optioned to Triple-A Indianapolis on July 20 ... recalled by Pittsburgh on July 23 and made his 1st Major League start on July 24 vs. PHI, going 0-for-4 with 1 RBI.
- Optioned back to Indianapolis on July 26 ... played his final game of the season on Sept. 1 after suffering a left leg infection ... recalled by Pittsburgh and placed on the 60-day IL on Sept. 13, reinstated on Nov. 4.

2015

- Made 2 pinch-hit appearances with Pittsburgh, including his Major League debut on Sept.12 vs. MIL.
- Recalled by Pittsburgh from Indianapolis on Sept. 1 and made his Major League debut on Sept. 12 as a pinch hitter, flying out to center field ... made his 2nd appearance on Sept. 30 vs. STL.
- Named an International League Mid-Season and Post-Season All-Star, as well as a MiLB.com Organization All-Star ... represented the World Team at the All-Star Futures Game in Cincinnati on July 12.
- Won *Baseball America's* "Captain's Catcher" Award, given to the best defensive catcher in Minor League baseball.

2014

- Named a Double-A Eastern League Mid-Season and Post-Season All-Star, as well as an MiLB.com Organization All-Star.
- Named the Eastern League's "Best Defensive Catcher" by coaches and managers.
- Named to the Arizona Fall League Rising Stars Game after hitting .260 (13-for-50) in 15 games with Scottsdale.

2009-13

- Spent the entire **2013** season with Single-A Bradenton, where he made 55 appearances behind the plate...**2012**, in his 2nd straight full season with Low-A West Virginia, led all South Atlantic League catchers in games (92) and assists (86)... **2011**, established minor league career highs in 2B (23) and SB (6) with Single-A West Virginia... **2010**, appeared in 41 games with the GCL Pirates in his 1st season playing in the United States...**2009**, led all Venezuelan Summer League catchers in games (41), total chances (279) and assists (51) in his 1st professional season.

PERSONAL

- Son of Ana Soto and Porfirio Díaz.
- Díaz older brother, Emison Soto, played 4 seasons in the Red Sox organization and for various other independent and international teams...credits his brother with helping to push his sports career forward and working to make him a professional ballplayer.
- Is married to Katherine Delgado, and they have 2 children, Eliana and Elanie Díaz.
- The native of Maracaibo, Venezuela resides in Venezuela in the offseason...over the years, he has provided food, shoes, and supplies for schools...said Elias, "I want to help people that don't have money, that don't have opportunities. And it's from my heart."
- His favorite athlete as a kid was Ivan Rodriguez.
- Was signed by the Pittsburgh Pirates in 2008 at the age of 17.
- His father is of Colombian decent, and he played for Team Colombia in the 2023 World Baseball Classic to pay homage.

CAREER TRANSACTIONS

OPTIONS USED: 3/3

2009	Signed by PIT as an international free agent, May 14
2020	Signed by COL as a minor league free agent, January 6
2024	Signed by SD as a minor league free agent, August 27
2025	Signed by SD as a Major League free agent, January 30

ELIAS DÍAZ



ELIAS DÍAZ CAREER BATTING

Season	Team	League	AVG	G	AB	R	H	2B	3B	HR	RBI	BB	SO	SB	CS	OBP	SLG	OPS	PA	HBP	SAC	SF	GIDP	
2015	PIT	MLB	.000	2	2	0	0	0	0	0	0	0	1	0	0	.000	.000	.000	2	0	0	0	0	
2016	PIT	MLB	.000	1	4	0	0	0	0	0	0	1	0	1	0	0	.000	.000	.000	4	0	0	0	0
2017	PIT	MLB	.223	64	188	18	42	14	0	1	19	11	38	1	0	.265	.314	.579	200	0	0	1	8	
2018	PIT	MLB	.286	82	252	33	72	12	0	10	34	21	40	0	1	.339	.452	.791	277	1	0	3	4	
2019	PIT	MLB	.241	101	303	31	73	14	0	2	28	23	56	0	0	.296	.307	.603	332	2	1	3	11	
2020	COL	MLB	.235	26	68	4	16	2	0	2	9	5	15	0	0	.288	.353	.641	73	0	0	0	4	
2021	COL	MLB	.246	106	338	52	83	18	1	18	44	30	60	0	0	.310	.464	.774	371	2	0	1	15	
2022	COL	MLB	.228	105	351	29	80	18	2	9	51	25	82	0	1	.281	.368	.649	381	2	0	3	8	
2023	COL	MLB	.267	141	486	48	130	25	1	14	72	34	118	1	0	.316	.409	.725	526	2	0	4	12	
2024	COL	MLB	.270	84	304	26	82	18	0	5	36	17	64	0	0	.315	.378	.693	327	4	0	2	13	
2024	SD	MLB	.190	12	21	1	4	2	0	1	3	3	5	0	0	.292	.429	.721	24	0	0	0	2	
2024	2 Teams	MLB	.265	96	325	27	86	20	0	6	39	20	69	0	0	.313	.382	.695	351	4	0	2	15	
Career	3 Teams	MLB	.251	724	2317	242	582	123	4	62	297	169	480	2	2	.304	.388	.692	2517	13	1	17	77	
Career	7 Teams	Minors	.261	642	2268	270	593	123	13	28	298	199	397	24	21	.323	.364	.687	2535	21	17	30	66	

POSTSEASON (COMBINED)

Season	Team	League	AVG	G	AB	R	H	2B	3B	HR	RBI	BB	SO	SB	CS	OBP	SLG	OPS	PA	HBP	SAC	SF	GIDP
2024	SD	MLB	.000	1	1	0	0	0	0	0	0	0	1	0	0	.000	.000	.000	1	0	0	0	0
Career	SD	MLB	.000	1	1	0	0	0	0	0	0	0	1	0	0	.000	.000	.000	1	0	0	0	0

ALL-STAR

Season	Team	League	AVG	G	AB	R	H	2B	3B	HR	RBI	BB	SO	SB	CS	OBP	SLG	OPS	PA	HBP	SAC	SF	GIDP
2023	NL	MLB	.500	1	2	1	1	0	0	1	2	0	1	0	0	.500	2.000	2.500	2	0	0	0	0
Career	NL	MLB	.500	1	2	1	1	0	0	1	2	0	1	0	0	.500	2.000	2.500	2	0	0	0	0



CLAY DUNGAN

NRI

Height: 6-0 Bats: L
Weight: 198 Throws: R

55
INF/OF

[DUNN-gan]
@cdungan_6

Full Name	Anthony Clay Dungan
Date of Birth	June 2, 1996 in Muncie, Indiana
Current Residence	Alexandria, Indiana
2025 Opening Day Age	28
MLB Service Time	0.000
How Obtained	Selected by SD from KC in the minor league phase of the Rule 5 Draft on December 6, 2023
Contract Status	Signed through 2025

QUICK HITS

- 2025 marked his 4th invite to a Major League Spring Training camp, receiving 3 consecutive invites from KC from 2021-23.
- The utility player was selected by SD from KC in the minor league phase of the 2023 Rule 5 Draft.
- In 2024 between Double-A San Antonio and Triple-A El Paso, he reached base safely via a hit, walk or HBP in 111 of his 126 games played.
- In 516 minor league games from 2019-24, owned a .265 AVG (496-for-1872) with 101 doubles, 22 triples, 32 home runs, 247 RBI, 313 runs scored and 95 stolen bases in 117 attempts (81.2% conversion rate).

2024 SEASON

- In his first year in SD's organization, split the campaign between Double-A San Antonio (34 G) and Triple-A El Paso (92 G)...reached base safely via a hit, walk or HBP in 111 of his 126 games played.
- The 126 games were 1 shy of his career-high 127 in 2022 with Omaha (AAA), and he posted career highs in doubles (29), runs scored (68) and walks (74), while matching his career highs in triples (8, 2x) and HR (9, 3x).
- Opened the season with his first career weekly honor, earning Pacific Coast League Player of the Week on April 7... hit safely in 10 consecutive games to start the season from March 29-April 9, recording at least 1 RBI in 9 of those 10 games for a total of 21 RBI
- Posted a career-best 6 RBI and 1 of his 2 career multi-HR games in his 5th contest of the season on April 3 at Round Rock.
- Reached base safely in 27 of his 30 games for El Paso (.272 AVG) before landing on the 7-day IL on May 6.
- Reinstated on May 14 and was assigned to SA, where he reached base safely in 31 of 34 games for the Missions (.218 AVG) before being re-assigned to El Paso on June 25, where he remained for the balance of the season (.244 AVG in 62 G).
- Defensively for El Paso, he owned a .969 fielding percentage (9 errors, 288 total chances) in 46 appearances (44 starts) at 2B, 23 app (22 starts) at 3B, 16 app (14 starts) at SS, 6 app (5 starts in CF), and 4 app (all starts) in LF.

ACCOLADES

Pacific Coast League Player of the Week (April 7, 2024 - El Paso)

Pioneer League Mid and Post-Season All-Star (2019, Idaho Falls)

MiLB.com Organization All-Star (2019, KC)

- Defensively for San Antonio, he owned a .980 fielding percentage (2 errors, 102 total chances) in 24 G in CF, 3 in LF, 3 at SS, 2 at 3B and 1 at 2B.
- Swiped 25 bags in 31 attempts, 3 shy of his career-high 28 in 2021 with Double-A Northwest Arkansas...had 3 separate multi-steal games, including 4 stolen bases in a 3-game stretch July 13-19.
- Following the season, played in 32 games for Aguilas de Mexicali in the Mexican Pacific Winter League and hit .207 with 4 XBH (3 2B, 1 3B).

2023

- Received his 3rd consecutive Major League Spring Training invite.
- Spent the entirety of the campaign at the Triple-A Omaha for the second consecutive season, where he slashed .273/.386/.365 with 14 doubles, 1 triple, 3 home runs, 30 RBI and 50 runs scored in 89 games played.
- Walked 50 times compared to 68 strikeouts.
- Swiped 16 bags in 18 attempts (88.9% conversion rate).
- Missed the first month of the season recovering on the IL from wrist surgery.
- His batting average sat at a season-high .302 across 47 games through July 26, including a .427 OBP...hit .246 with a .345 OBP across his final 41 games from July 28-Sept. 24.
- Following the season, was selected by SD from KC in the minor league phase of the Rule 5 Draft in Nashville, Tennessee.

2022

- Received his 2nd Major League Spring Training invite.
- Spent all of 2022 with Triple-A Omaha, where he finished tied for 1st on the team in triples (4), 2nd in games played (127), plate appearances (515) and runs (64), 3rd in doubles (22), total bases (151), stolen bases (17) and walks (47), 4th

CLAY DUNGAN



NRI

in hits (94) and 5th in RBI (52).

- His 127 games played and 452 at-bats were career highs, but he posted career lows in AVG (.208), OBP (.294) and OPS (.628).

2021

- Invited to his first Major League Spring Training in 2021...he appeared in 108 games with Double-A Northwest Arkansas that season and slashed .288/.357/.405 (128-for-444) with 30 extra-base hits, 56 RBI and 28 stolen bases.

2020

- Did not play in 2020 due to the COVID-19 cancellation of the season.

2019

- In 2019, he spent his first professional season with Idaho Falls (Rookie), starting 43 games at shortstop and 19 games at second base.
- Went 6-for-6 with 2 doubles, 2 RBI and 2 runs on June 23, 2019 vs. Billings, his 5th professional game.

- Named a Pioneer League midseason and postseason All-Star in 2019, and an MiLB.com Organization All-Star...led off and played second base in the annual Pioneer League-Northwest League All-Star Game.
- In his 2019 pro debut, he led the Pioneer League in hits (91) and ranked 2nd in average (.357) and doubles (19), 4th in on-base percentage (.427) and total bases (126) and tied for 5th in triples (5).

PERSONAL

- Resides in Alexandria, Ind...raised a Reds fan, he idolized Brandon Phillips and Ken Griffey Jr.
- Attended Indiana State University, where he hit .305 with 10 doubles, 3 triples and 9 homers in 61 games as a senior in 2019 and led the Sycamores to their first NCAA Tournament win since 1995... helped lead the team to a 123-year university record-best start 27-8 in 2019.
- In 2016, played with the Savannah Bananas and named a Coastal Plain League All-Star
- He graduated in 2015 from Yorktown HS (Ind.), where lettered four years in baseball and two years in football.

CLAY DUNGAN CAREER BATTING

Season	Team	League	AVG	G	AB	R	H	2B	3B	HR	RBI	BB	SO	SB	CS	OBP	SLG	OPS	PA	HBP	SAC	SF	GIDP
2019	IDF	ROA	.357	65	255	57	91	19	5	2	38	28	32	9	1	.427	.494	.921	293	6	0	4	2
2021	NWA	AA	.288	108	444	74	128	17	4	9	56	40	73	28	11	.357	.405	.762	499	9	3	3	5
2022	OMA	AAA	.208	127	452	64	94	22	4	9	52	47	100	17	2	.294	.334	.628	515	10	2	4	7
2023	OMA	AAA	.273	89	271	50	74	14	1	3	30	50	68	16	2	.386	.365	.751	329	3	0	5	5
2024	SA	AA	.218	34	124	19	27	5	0	2	10	24	35	9	2	.342	.306	.648	152	1	0	3	2
2024	ELP	AAA	.252	93	326	49	82	24	8	7	61	50	90	16	4	.357	.439	.796	388	6	1	5	5
2024	2 Teams	Minors	.242	127	450	68	109	29	8	9	71	74	125	25	6	.353	.402	.755	540	7	1	8	7
Career	5 Teams	Minors	.265	516	1872	313	496	101	22	32	247	239	398	95	22	.355	.394	.749	2176	35	6	24	26

CAREER TRANSACTIONS

OPTIONS USED: 0/3

2019 Signed by KC as 9th-round selection in the First-Year Player Draft, June 9

2023 Selected by SD from KC in the minor league phase of the Rule 5 Draft, December 6



RODOLFO DURÁN

NRI

Height: 5-10 Bats: R
Weight: 203 Throws: R

48

C

[ROH-dolph-OH doo-RAN]
@rdgonzalez19

Full Name	Rodolfo Jose Durán
Date of Birth	February 19, 1998 in Santo Domingo, Dominican Republic
Current Residence	Santo Domingo, Dominican Republic
2025 Opening Day Age	27
MLB Service Time	0.000
How Obtained	Signed by SD as a minor league free agent on December 18, 2024
Contract Status	Signed through 2025

QUICK HITS

- Joined SD on a minor league deal for 2025 after 9 minor league seasons between KC (2024), NYY (2022-23) and PHI (2015-21). Reached as high as Triple-A in '21 with PHI, '23 with NYY and KC in '24.
- Entered 2025 having played in 505 minor league games, owning a career .250 AVG (433-for-1732) and a .991 fielding percentage behind the dish.
- Has spent each of the last 5 offseasons (since 2020-21) playing for the Estrellas Orientales in the Dominican Winter League, and was also a 2024 Caribbean Series participant (D.R.).

2024 SEASON

- In his first season with KC, split the campaign between Double-A Northwest Arkansas and Triple-A Omaha...hit a combined .284 (91-for-320) with career highs in doubles (23), RBI (61) and runs scored (49) across 82 games played.
- His 11 home runs marked his second career double-digit home run season, trailing only his 18 in 2018 with Single-A Lakewood (PHI).
- Began the season homering in each of his first 2 games played on April 5 and 7...homered in consecutive games June 4-5...homered in his final game of the season on Sept 21.
- Went a career-best 5-for-5 on Sept. 3 at Memphis with 4 RBI, 2 runs scored and 1 of his 2 SB on the season.
- Hit .282 with runners on base, including a .302 clip with RISP and a .333 with RISP/2 out...went 5-for-9 (.556) with a grand slam and 13 RBI with the bases loaded.
- Made 22 starts as the designated hitter, hitting .283 (26-for-92) with a .816 OPS as the DH.
- In 61 appearances (60 starts) behind the dish, posted a .990 fielding percentage (6 errors, 578 total chances).

2023

- In his 2nd of 2 seasons with NYY, spent the entire season with Triple-A Scranton/Wilkes-Barre, appearing in 62 games and slashing .252/.329/.444 (54-for-214, .773 OPS) with 15 doubles, 1 triple and 8 home runs.
- Owned a slash line of .283/.338/.542 (34-for-120, .880 OPS)

ACCOLADES

2x South Atlantic League Player of the Week (July 1, 2018 & August 12, 2018 - Greenville)

- with 10 doubles, 7 home runs and 26 RBI through May.
- Hit just .160 (8-for-50) in June with 2 doubles, and was placed on the Injured List on July 6 and remained there for 11 days before coming back July 20.
- Upon return, slashed .333/.455/.556 (12-for-36, 1.011 OPS) across 12 games, but continued to fight injury as he was placed on the Injured List from Sept. 20-29.
- Played in 42 games for the Estrellas Orientales of the Dominican Winter League and slashed .248/.296/.317 (25-for-101).

2015-22

- Spent all of **2022** in Double-A Somerset in his first season in the Yankees system, appearing in 53 games.
- Reached Triple-A for the first time in **2021**, appearing in 4 games for Lehigh Valley in his final season with the Phillies organization...spent the majority of the campaign at Double-A Reading.
- Did not play in **2020** due to the COVID-19 pandemic.
- Spent all of **2019** with Single-A Clearwater and committed 0 errors behind the dish in 609 total chances.
- In **2018** with Single-A Lakewood, posted career highs in games played (88) and home runs (18) at a .260 clip...collected multi-hit efforts in a career-best 4 games from June 25-29 (.750 AVG, 3 HR) before setting a new career-high multi-hit game streak in 5 consecutive games from August 12-18 (.455 AVG, 2 HR)...twice named South Atlantic League Player of the week during the campaign.
- Played in 48 games for Single-A Williamsport in **2017**, compiling 12 XBH (9 2B, 3 3B) but no home runs.
- Split **2016** between the Rookie-Level Gulf Coast League Phillies and Single-A Williamsport, compiling a .305 AVG (25-for-82) in 34 games
- Debuted in **2015** with the GCL Phillies as a 17-year-old.

RODOLFO DURÁN



NRI



RODOLFO DURÁN CAREER BATTING

Season	Team	League	AVG	G	AB	R	H	2B	3B	HR	RBI	BB	SO	SB	CS	OBP	SLG	OPS	PA	HBP	SAC	SF	GIDP
2015	G-PHI	ROK	.185	36	81	11	15	3	1	0	10	3	17	1	2	.221	.247	.468	86	1	0	1	1
2016	G-PHI	ROK	.315	32	73	14	23	2	1	3	14	4	14	1	1	.346	.493	.839	78	0	0	1	4
2016	WIL	A(Short)	.222	2	9	1	2	0	0	0	0	0	1	0	0	.222	.222	.444	9	0	0	0	1
2016	2 Teams	Minors	.305	34	82	15	25	2	1	3	14	4	15	1	1	.333	.463	.796	87	0	0	1	5
2017	WIL	A(Short)	.252	48	159	14	40	9	3	0	6	8	36	0	1	.298	.346	.644	171	3	0	1	4
2018	LWD	A(Full)	.260	88	311	44	81	17	1	18	46	20	75	1	1	.304	.495	.799	336	1	1	3	7
2019	CLR	A(Adv)	.240	66	233	25	56	10	1	6	23	10	53	0	0	.273	.369	.642	245	1	0	1	2
2021	REA	AA	.193	31	114	10	22	7	0	5	10	5	24	0	0	.227	.386	.613	119	0	0	0	5
2021	LHV	AAA	.267	4	15	3	4	1	0	1	3	1	4	0	0	.313	.533	.846	16	0	0	0	1
2021	2 Teams	Minors	.202	35	129	13	26	8	0	6	13	6	28	0	0	.237	.403	.640	135	0	0	0	6
2022	SOM	AA	.222	53	203	20	45	12	0	9	33	11	53	0	0	.266	.414	.680	218	2	0	2	7
2023	SWB	AAA	.252	62	214	22	54	15	1	8	32	22	53	1	0	.329	.444	.773	240	3	0	1	8
2024	NWA	AA	.290	56	221	39	64	19	2	9	45	13	50	1	0	.333	.516	.849	243	4	0	5	7
2024	OMA	AAA	.265	27	102	10	27	4	0	2	15	4	18	1	0	.299	.363	.662	108	1	1	0	4
2024	2 Teams	Minors	.282	83	323	49	91	23	2	11	60	17	68	2	0	.323	.467	.790	351	5	1	5	11
Career	10 Teams	Minors	.250	505	1735	213	433	99	10	61	237	101	398	6	5	.295	.424	.719	1869	16	2	15	51

CAREER TRANSACTIONS

OPTIONS USED: 0/3

- 2015 Signed by PHI as an international free agent, June 22
- 2021 Signed by NYY as a minor league free agent, December 15
- 2023 Signed by KC as a minor league free agent, December 15
- 2024 Signed by SD as a minor league free agent, December 18



JOSÉ ESPADA

NRI

Height: 6-0 Bats: R
Weight: 191 Throws: R

49

RHP

X @Espadita6
@Espadita6

Full Name	José Manuel Espada
Date of Birth	February 22, 1997 in Ponce, Puerto Rico
Current Residence	Miami, Florida
2025 Opening Day Age	28
MLB Service Time	0.010
MLB Debut	September 24, 2023 vs. STL (with SD)
How Obtained	Signed as a minor league free agent on December 17, 2024
Contract Status	Signed through 2025

QUICK HITS

- On December 17, 2024, the right-hander re-signed with the Padres on a minor league deal for 2025 for his 2nd stint with the club.
- His lone MLB appearance came in a relief outing with SD on September 24, 2023 vs. STL, tossing a scoreless frame. That same season he also made his Double-A and Triple-A debuts with San Antonio and El Paso, respectively.
- Pitched in a combined no-hitter while with High-A Greenville of the Red Sox farm system on September 2, 2021, retiring all 6 batters faced across the 6th and 7th innings of the 6-0 victory.
- Across parts of 8 minor league seasons between TOR (2015-19), BOS (2020) and SD (2022-23), owns a 13-21 record, 3.97 ERA (165 ER, 374.0 IP) and .222 opponents' AVG across 132 appearances (60 starts).

2024 SEASON

- On December 17, 2023, Espada signed with the Tokyo Yakult Swallows of Nippon Professional Baseball.
- He made 24 appearances for the Swallows in 2024, compiling a 0-2 record, 5 holds and 5.00 ERA with 16 strikeouts across 27 innings pitched.

2023

- Made his Double-A, Triple-A and MLB debuts, splitting the season between San Antonio (26 G), El Paso (9 G) and SD (1 G).
- Between both minor league stops, made career highs in appearances (35), holds (3), IP (83.1), SO (110) and total pitches thrown (1,424).
- Tossed at least 2.0 IP in 25 of his 35 appearances.
- In his 9 starts, he went 0-1 with a 3.04 ERA (9 ER, 26.2 IP) with a 13.05 SO/9 IP ratio...in his 26 relief outings, he went 3-1 with a 2.86 ERA (18 ER, 56.2 IP) and 11.53 SO/9 IP ratio.
- Held a 2.75 ERA across his first 17 outings (3 starts) from April 6-June 14 before allowing a season-high 5 ER on June 20 vs. Midland...following that outing, posted a 2.08 ERA across his final 15 outings from June 24-Sept. 15.
- All 3 of his winning decisions came in 3 consecutive outings

ACCOLADES

2x Northwest League Pitcher of the Week (July 29, 2018 and September 4, 2017 - Vancouver)

from July 26-Aug. 3.

- Prior to having his contract selected by SD on Sept. 22, owned a 0.69 ERA (1 ER, 13.0 IP) across his 5 previous appearances (2 starts) for ELP from Aug. 29-Sept. 15.
- Made his MLB debut and his lone big league appearance on Sept. 24 vs. STL, striking out 2 and walking 2 while finishing off SD's 12-2 victory...remained with the big league club through the end of the regular season.
- Between ELP and SA, limited RHH to a .176 AVG (31-for-176) while LHH batted .266 (33-for-124)...limited the opposition to a .190 clip (16-for-84) with RISP.
- On November 17, 2023, he was non-tendered a contract by the Padres and became a free agent.

2022

- Made 8 appearances (all starts) of Independent ball for the Milwaukee Milkmen of the American Association of Professional Baseball, going 2-1 with a 3.61 ERA (17 ER, 42.1 IP)
- Signed a minor league deal with the Padres on July 1 and was assigned to High-A Fort Wayne, where he went 1-3 with a 4.95 ERA (18 ER, 40.0 IP) across 11 appearances (7 starts).

2021

- In his only season with the Red Sox organization, made 28 appearances (2 starts) for High-A Greenville and went 2-0 with a 3.50 ERA (15 ER, 43.2 IP), .199 opponents' AVG, 11.04 SO/9 IP and 3.31 SO/BB ratio (53 SO, 16 BB).
- Pitched in a combined no-hitter against Asheville on September 2, striking out 2 of his 6 batters faced across the 6th and 7th innings of Greenville's 6-0 victory.

2020

- Did not pitch in 2020 due to the COVID-19 cancellation of the minor league season.

JOSÉ ESPADA



NRI

2019

- Split 2019 between the Rookie-Level Gulf Coast League Jays and Single-A Lansing, posting a 3.09 ERA (4 ER, 11.2 IP) across 10 appearances (2 starts).

2018

- Spent his 2nd consecutive season at Low-A Vancouver, going 3-7 with a 4.88 ERA (32 ER, 59.0 IP) and .224 opponents' AVG across 13 appearances (all starts).

2017

- Spent all of 2017 with Low-A Vancouver, going 1-3 with a 5.14 ERA (28 ER, 49.0 IP) and a 3.40 SO/BB ratio (51 SO, 15 BB) across 13 appearances (10 starts).

2016

- Made 12 appearances (10 starts) for Rookie-Level Bluefield in the Appalachian League, going 3-4 with a 4.92 ERA (29 ER, 53.0 IP).
- Converted his lone minor league save on July 5 vs. Princeton.

2015

- Made his professional debut with the Rookie-Level Gulf Coast League Rays, going 0-2 with a 3.41 ERA (13 ER, 34.1 IP), .198 opponents' AVG and a 31-to-8 SO/BB ratio (3.88 SO/BB ratio) across 10 games (7 starts).

JOSÉ ESPADA CAREER PITCHING

Season	Team	Level	W	L	ERA	G	GS	CG	SV	SVO	IP	H	R	ER	HR	HB	BB	SO	WHIP	AVG	AB	WP	GDP	TBF	NP-S
2015	G-BLU	ROK	0	2	3.41	10	7	0	0	0	34.1	25	15	13	3	0	8	31	0.96	.198	126	4	2	136	228 - 192
2016	BLU	ROK	3	4	4.92	12	10	0	1	2	53.0	54	34	29	6	4	12	32	1.25	.262	206	1	1	227	347 - 287
2017	VAN	A(Short)	1	3	5.14	13	10	0	0	0	49.0	46	31	28	5	5	15	51	1.24	.249	185	4	1	209	773 - 508
2018	VAN	A(Short)	3	7	4.88	13	13	0	0	0	59.0	50	36	32	5	4	26	70	1.29	.224	223	8	4	255	952 - 591
2019	BLU	ROA	0	0	--	0	0	0	0	0	0.0	0	0	0	0	0	0	0	-	.000	0	0	0	0	N/A - 0
2019	G-BLU	ROK	0	0	0.00	4	2	0	0	0	4.0	1	0	0	0	0	2	4	0.75	.091	11	1	1	13	28 - 19
2019	LAN	A(Full)	0	0	4.70	6	0	0	0	0	7.2	7	5	4	2	1	1	9	1.04	.233	30	0	0	32	127 - 84
2019	3 Teams	Minors	0	0	3.09	10	2	0	0	0	11.2	8	5	4	2	1	3	13	0.94	.195	41	1	1	45	155 - 103
2021	GVL	A+	2	0	3.09	28	2	0	0	0	43.2	32	17	15	9	1	16	53	1.10	.199	161	2	3	179	708 - 454
2022	FW	A+	1	3	4.05	11	7	0	0	0	40.0	30	22	18	7	3	18	58	1.20	.201	149	4	2	171	665 - 425
2023	SA	AA	3	2	2.81	26	7	0	0	0	64.0	47	26	20	5	0	33	85	1.25	.207	227	1	3	263	1056 - 676
2023	ELP	AAA	0	0	2.79	9	2	0	0	0	19.1	17	8	6	2	2	11	25	1.45	.233	73	0	1	87	368 - 228
2023	SD	MLB	0	0	0.00	1	0	0	0	0	1.0	0	0	0	0	0	2	2	2.00	.000	3	0	0	5	25 - 11
2023	2 Teams	Minors	3	2	2.81	35	9	0	0	0	83.1	64	34	26	7	2	44	110	1.30	.213	300	1	4	350	1424 - 904
Career	SD	MLB	0	0	0.00	1	0	0	0	0	1.0	0	0	0	0	0	2	2	2.00	.000	3	0	0	5	25 - 11
Career	9 Teams	Minors	13	21	3.97	132	60	0	1	2	374.0	309	194	165	44	20	142	418	1.21	.222	1391	25	18	1572	5252 - 3464

CAREER TRANSACTIONS

OPTIONS USED: 0/3

- 2015 Signed by TOR as an international free agent, June 15
- 2019 Claimed off waivers by BOS from TOR, December 12
- 2022 Signed by SD as a minor league free agent, July 1
- 2025 Signed by SD as a minor league free agent, December 17



JEREMIAH ESTRADA

Height: 6-1 Bats: S
Weight: 234 Throws: R

X @Jeremiah13Estra
@jeremiah_estrada13

56

RHP

Full Name	Jeremiah Ramiro Estrada
Date of Birth	November 1, 1998 in Indio, California
Current Residence	La Quinta, California
2025 Opening Day Age	26
MLB Service Time	1.069
MLB Debut	August 30, 2022 vs. TOR (with CHC)
How Obtained	Claimed off waivers from CHC on November 6, 2023
Contract Status	Signed through 2025

QUICK HITS

- Claimed off waivers by the Padres from the Cubs in November 2023 after 7 years in the CHC organization, and went on to lead the SD pen in holds (16) in 2024. Also ranked 2nd in SD's pen in wins (6), T-2nd in games finished (14) and 3rd in appearances (62).
- His 13.87 SO/9 IP ratio ranked 4th-highest among all qualifying NL relievers and 7th-highest in the Majors in '24.
- Set the Expansion Era record with the 13 consecutive strikeouts across 3 appearances from May 23-28, becoming the first pitcher to ever strike out 12+ consecutive batters (since the Expansion Era in 1961 when play-by-play data was available). PHI Jose Alvarado's 11 straight outs via strikeouts in April 2023 was previously the Expansion Era record, and Estrada's streak was snapped on May 31 vs. KC on an IBB to Salvador Perez.
- Struck out all 5 batters he faced in SD's 5-2 victory vs. NYY on May 26, 2024 (in order: Judge, Verdugo, Stanton, Rizzo, Torres). It was in that outing he retired a franchise-record 10 consecutive batters via the strikeout (previous high was Jake Peavy's 9 on April 25, 2007 @ AZ).
- Made 78 appearances (3 starts) in the Cubs minor league system from 2017-23, owning a 5-5 record with 10 saves, a 2.92 ERA and 180 strikeouts against 64 walks.
- Was part of a combined no-hitter with 3 other pitchers on June 23, 2021, while at Myrtle Beach, tossing 2.2 innings against the Columbia Fireflies.
- Missed the majority of the 2021 season with a right elbow injury.


2024 SEASON

- Made his 1st career Opening Day roster and went on to lead the SD pen in holds (16) while ranking 2nd in wins (6), T-2nd in games finished (14) and 3rd in appearances (62).
- His 13.87 SO/9 IP ratio ranked 4th-highest among all qualifying NL relievers and 7th-highest in the Majors, trailing only CWS Michael Soroka (15.00), OAK Michel Otanez (14.56), OAK Mason Miller (14.40), PIT Aroldis Chapman (14.30), NYM Edwin Diaz (14.19), and CIN Fernando Cruz (14.09).
- Set the Expansion Era record with the 13 consecutive

strikeouts across 3 appearances from May 23-28, becoming the first pitcher to ever strike out 12+ consecutive batters (since the Expansion Era in 1961 when play-by-play data was available)...PHI Jose Alvarado's 11 straight outs via strikeouts from April 1-12, 2023 was previously the Expansion Era record...the streak was snapped May 31 vs. KC on an IBB to Salvador Perez.

- Struck out all 5 batters he faced in SD's 5-2 victory vs. NYY on May 26 (in order: Judge, Verdugo, Stanton, Rizzo, Torres)...it was in that outing he retired a franchise-record 10 consecutive batters via the strikeout (previous high was Jake Peavy's 9 on April 25, 2007 @ AZ).
- Opened the season with SD as the club set their roster for the Seoul Series in Seoul, South Korea...optioned to Triple-A El Paso March 25 prior to SD finalizing their 26-man Opening Series at Petco Park.
- Recalled April 26 and remained with the big league club for the rest of the season...including his March 20 outing in the Seoul Series vs. LAD, Estrada was scoreless in 14 of his first 15 outings, going 2-0 with 1 SV, 3 holds, 0.48 ERA, 0.70 WHIP and .113 AVG.
- Opponents hit .327 (16-49) against Estrada in June, .156 (7-45) in July and .300 (12-40) in August.
- Went scoreless in 12 of his 13 Sept outings, owning a 2-1 record with 4 holds, 0.84 ERA (1 ER, 10.2 IP), 0.56 WHIP and just 2 hits allowed (.057 AVG)...his streaks of consecutive scoreless outings (11) and IP (9.1) from Sept 1-Sept 24 were both career highs in a single season.
- Including Postseason action, allowed 1 ER across his 7 appearances vs. the eventual World Series-champion Los Angeles Dodgers, posting 2 holds with a 1.35 ERA (1 ER, 6.2 IP), 1.50 WHIP and .200 AVG.
- His 37.3 K% ranked in the 99th percentile (MLB average is 22.2%)...also ranked in 96th percentile in whiff rate (36.0), 93rd in chase % (33.5%), 92nd in fastball velo (97.2 mph), 96th in xERA (2.56) and 96th in xBA (.190).
- Opponents hit .191 (.200 xBA) against his 4-seamer (41 SO, 32.6 whiff %), and .138 (.141 xBA) against his split finger, or as he coined it, his "chitter", along with 36 SO and a 51.0 whiff rate.
- Posted reverse splits, allowing a .141 AVG and just 4 XBH (3 2B, 1 HR) to LHH while RHH batted .220 with 8 XBH (5 2B, 3 HR).
- Among all NL relievers that faced at least 140 batters with 2 strikes, his .122 AVG in such scenarios ranked T-9th with

JEREMIAH ESTRADA



bullpen-mate Yuki Matsui.

- Limited the first batters he faced to a .173/.290/.327 slash line.
- With no runners on base, opponents hit .150 (20-133)...with runners on base, they hit .242 (22-91), including .262 (17-65) with RISP, .300 (9-30) with RISP/2 out and .400 (4-10) with the bases loaded.
- POSTSEASON:** Allowed just 1 unearned run and posted 2 holds in his 4 Postseason appearances...made his Postseason debut in the 6th inning of G2 of the NLWC vs. ATL, earning the hold in SD's 5-4, series-clinching win October 2.
- Allowed 0 ER on 3 hits and 1 walk while striking out 5 across his 3 NLDS appearances... allowed an unearned run across 1.1 IP in SD's 7-5 defeat in G1 of the NLDS @ LAD, throwing 14 of his 17 pitches for strikes...struck out 2 of his 3 BF for his 2nd hold as the first reliever on in relief of King in SD's 6-5, G3 NLDS win...allowed 1 hit and 1 walk across 1.1 scoreless innings in SD's 8-0 defeat in G4 of the NLDS.

2023

- Split the season between the Cubs Major League squad and Iowa (AAA)...pitched in 12 games in relief for the Cubs, posting a 6.75 ERA (8 ER, 10.2 IP) with 13 strikeouts.
- Went 1-1 with a 5.97 ERA (19 ER, 28.2 IP) and one save in 26

games with Iowa.

- Began the season with Iowa, making five-straight scoreless appearances (6.0 IP) from April 1-19.
- Had two stints with the Cubs, April 21-May 3 and May 15-June 13.
- Tossed 8.0 scoreless innings in his first seven appearances with the Cubs from April 21-May 23, before allowing runs in four of his final five games with Chicago in 2023.
- Spent the remainder of the season with Iowa, pitching to an 8.38 ERA (18 ER, 19.1 IP) in 18 games from June 16-September 24.
- Per Statcast, while with CHC, he relied on 4 pitches: Four Seamer (84.0%), Slider (13.1%), Changeup (2.5%) and Curveball (0.4%)
- Was placed on waivers by the Cubs and claimed by San Diego on November 6, 2023.

2022

- Made his Major League debut in 2022, with his call-up to the Majors coming as a replacement player for a three-game series in Toronto Aug. 30...allowed one walk and struck out two while tossing 17 pitches in the bottom of the eighth inning.
- Was returned to Iowa (AAA) on August 31 and then selected

JEREMIAH ESTRADA



to the Major League roster on September 1 as rosters expanded.

- In five games in relief for the Cubs, posted a 3.18 ERA (2 ER, 5.2 IP), while striking out eight batters for 12.7 strikeouts per 9.0 IP.
- He recorded the five fastest pitches thrown by Cubs pitchers that season. All four-seam fastballs registered at 98.8, 98.8, 98.5, 98.4 and 98.1 miles per hour, respectively.
- Held batters to a .100 average (1-for-10) with runners in scoring position.
- Went 3-2 with a 1.30 ERA (7 ER, 48.1 IP), nine saves, and five holds in 34 games out of the bullpen with South Bend (A), Tennessee (AA) and Iowa (AAA)...struck out 78 of 193 batters faced, compared to 20 walks, for an average of 14.5 strikeouts per nine innings pitched.

2021

- Played 11 games for Myrtle Beach (A) in 2021, going 1-1 with a 1.57 ERA (4 ER, 23.0 IP) and striking out 38 batters, compared to six walks, for a 6.33 strikeouts per walk ratio.

- His season was cut short due to a right elbow injury, after being placed on the injured list August 1.

2020

- Did not pitch due to the COVID-19 pandemic.

2017-19

- Appeared in three games (one start) for Eugene (A) in **2019** ...went 0-1 with a 5.91 ERA (7 ER, 10.2 IP) and 15 strikeouts in 45 batters faced.
- Was added to the reserve list for Rookie League Mesa during the **2018** campaign...made his professional debut in **2017** with Rookie League Mesa...in four games (all in relief), he pitched to a 1.42 ERA (1 ER, 6.1 IP) with six strikeouts.

JEREMIAH ESTRADA



JEREMIAH ESTRADA CAREER PITCHING

Season	Team	Level	W	L	ERA	G	GS	CG	SV	SVO	IP	H	R	ER	HR	HB	BB	SO	WHIP	AVG	AB	WP	GDP	TBF	NP-S
2017	A-CUB	ROK	0	0	1.42	4	0	0	0	0	6.1	5	1	1	0	0	6	6	1.74	.217	23	1	0	29	60 - 35
2019	EUG	A(Short)	0	1	5.91	3	1	0	0	0	10.2	8	8	7	0	0	6	15	1.31	.211	38	3	0	45	178 - 107
2021	MB	A	1	1	1.57	11	2	0	0	1	23.0	18	8	4	2	1	6	38	1.04	.214	84	3	1	93	383 - 252
2022	SB	A+	2	2	1.17	15	0	0	5	6	23.0	14	6	3	1	1	10	39	1.04	.177	79	1	1	91	367 - 228
2022	TNS	AA	1	0	1.86	13	0	0	2	3	19.1	11	5	4	0	1	9	27	1.03	.167	66	3	0	77	338 - 213
2022	IOW	AAA	0	0	0.00	6	0	0	2	2	6.0	6	0	0	0	0	1	12	1.17	.250	24	1	0	25	124 - 78
2022	CHC	MLB	0	0	3.18	5	0	0	0	0	5.2	6	2	2	1	0	3	8	1.59	.286	21	1	0	25	117 - 74
2022	3 Teams	Minors	3	2	1.30	34	0	0	9	11	48.1	31	11	7	1	2	20	78	1.06	.183	169	5	1	193	829 - 519
2023	IOW	AAA	1	1	5.97	26	0	0	1	2	28.2	24	21	19	8	2	26	43	1.74	.220	109	3	1	138	558 - 317
2023	CHC	MLB	0	0	6.75	12	0	0	0	0	10.2	12	8	8	4	0	12	13	2.25	.279	43	0	0	56	237 - 145
2024	ELP	AAA	0	0	2.08	8	0	0	3	3	8.2	4	2	2	0	0	3	20	0.81	.138	29	1	0	33	162 - 107
2024	SD	MLB	6	3	2.95	62	0	0	1	4	61.0	42	22	20	4	0	23	94	1.07	.188	224	5	1	252	1003 - 672
Career	2 Teams	MLB	6	3	3.49	79	0	0	1	4	77.1	60	32	30	9	0	38	115	1.27	.208	288	6	1	333	1357 - 891
Career	7 Teams	Minors	5	5	2.86	86	3	0	13	17	125.2	90	51	40	11	5	67	200	1.25	.199	452	16	3	531	2170 - 1337

POSTSEASON (COMBINED)

Season	Team	Level	W	L	ERA	G	GS	CG	SV	SVO	IP	H	R	ER	HR	HB	BB	SO	WHIP	AVG	AB	WP	GDP	TBF	NP-S
2024	SD	MLB	0	0	0.00	4	0	0	0	1	4.1	5	1	0	0	0	1	5	1.38	.278	18	0	1	19	82 - 60
Career	SD	MLB	0	0	0.00	4	0	0	0	1	4.1	5	1	0	0	0	1	5	1.38	.278	18	0	1	19	82 - 60

CAREER TRANSACTIONS

OPTIONS USED: 0/3

2017 Signed by CHC as a 6th-round selection in the 2017 First-Year Player Draft, July 7

2023 Claimed by SD off waivers from CHC, November 6



LOGAN GILLASPIE

NRI

Height: 6-2 Bats: R
Weight: 225 Throws: R

71
RHP

[guh-LESS-pee]
@logan_gillaspie

Full Name	Logan Craig Gillaspie
Date of Birth	April 17, 1997 in Bakersfield, California
Current Residence	Bakersfield, California
2025 Opening Day Age	27
MLB Service Time	0.110
MLB Debut	May 17, 2022 vs. NYY (with BAL)
How Obtained	Claimed off waivers from BOS on November 15, 2023
Contract Status	Signed through 2025

QUICK HITS

- Re-joined the Padres for the 2025 campaign on a minor league deal with an invitation to Major League Spring Training for the 2nd consecutive season. Spent the majority of 2024 with Triple-A El Paso but was scoreless in 5 of his 9 appearances for SD.
- Claimed off waivers by SD from BOS on November 15, 2023.
- His 40.3 percent chase rate in '24 was north of both his career average (29.5%) and the MLB average (28.5%) in the Statcast era since 2015.
- Did not walk any of his 49 batters faced in '24 with SD and hit just 1 batter.
- His 1st of 5 call-ups to SD in '24 came on April 17, which just so happened to be his 27th birthday.
- Across parts of 6 minor league seasons with MIL (2018-19), BAL (2021-23), BOS (2023) and SD (2024), owned a 4.18 ERA (139 ER, 299.1 IP) in 179 appearances (16 starts) with 22 saves, a 17-18 record and 289 strikeouts against 91 walks.
- Went undrafted out of Oxnard Community College and played in 3 Independent Leagues (Pecos, Pacific Association and American Association) in 2017 before signing a minor league deal with MIL in July 2018.

2024 SEASON

- Spent the majority of the season with Triple-A El Paso, while also making 9 appearances for SD across 5 separate stints with the big league club.
- Went scoreless in 5 of his 9 appearances for SD and allowed 1 earned run-or-fewer in 7 of the 9...5 of his 9 ER came in 1 outing (Aug. 22 vs. NYM)...remove that outing, and his 7.15 season ERA was lowered to 3.56 across his other 8 appearances.
- Did not walk any of his 49 batters faced in '24 with SD and hit just 1 batter.
- Recalled from ELP on April 17 with Yu Darvish landing on the 15-day IL w/ neck tightness, which just so happened to be his 27th birthday...made his SD debut 2 days later on April 19, striking out both of his 2 BF in T-9th of SD's 5-1 defeat vs. TOR...optioned back to ELP April 20.

ACCOLADES

Midwest League Mid-Season All-Star (2019, Wisconsin)

- His 2nd call up was May 20 @ ATL as the 27th-man for the doubleheader...tossed a career-high-tying 40 pitches across 2.0 scoreless IP in SD's 6-5 G1 win...returned back to the Chihuahuas following the doubleheader.
- Recalled June 1 for the third time but did not appear before being optioned to ELP June 4.
- Recalled from ELP July 10 for the fourth time and was scored upon in his 3rd appearance for SD in the July 12, 6-1 defeat vs. ATL...stayed with the team through the All-Star Break.
- Scoreless in both of his first 2 outings of the 2nd half, including retiring all 5 batters faced on 11 pitches against his former club, BAL, at Camden Yards on July 26 in SD's 6-4 win.
- The next night on July 27, he allowed his 1st HR of the season, a 2-run HR to Cedric Mullins in the B-9th, but finished off SD's 9-4 win.
- Retired all 3 LAD hitters he faced on 8 pitches (7 strikes) in a scoreless 8th inning in SD's 6-5, extra-inning victory on July 30, the first win of SD's 2-game sweep of LAD July 30-31...optioned back to ELP July 31 to make room for the Padres trade deadline acquisitions.
- Recalled from ELP for the 5th and final time on August 22 and allowed career highs in hits (7) and ER (5) in SD's 8-3 defeat that night vs. NYM...tossed season-high-tying 2.0 IP with 1 ER in SD's 7-1 defeat vs. NYM on Aug. 24...optioned back to ELP on Aug. 25.
- Per Statcast, he relied on 6 pitches with SD: four seamer (47.0%), curveball (19.9%), changeup (14.6%), sweeper (10.6%), cutter (6.6%) and slider (1.3%).
- His four-seamer averaged 94.8 mph an opponents hit just .167 against it (.157 xBA) with 0 XBH.
- His 40.3% chase rate in '24 was north of both his career average (29.5%) and the MLB average since 2015 (28.5%).
- Despite his time with SD's big league club, his 43 Triple-A appearances were 4th-most in the Chihuahuas bullpen.
- Converted 7 of his 9 SVO for El Paso, trailing only Austin Davis' 14 for most in the ELP pen.
- Allowed a season-high 3 ER twice for the Chihuahuas (April 30 vs. Sugar Land and his final outing, Sept. 22 @ Las Vegas)...in between those 2 outings, he did not allow an ER

LOGAN GILLASPIE



in 28 of his 33 outings, going 3-0 with 6 SV in 6 SVO, 1.54 ERA and .160 opponents AVG from May 3-Sept. 21.

2023

- Split the season between the Orioles and the Triple-A level, pitching to a 4.20 ERA (19 ER, 40.2 IP) in 38 appearances between Norfolk (AAA) in the BAL organization and Worcester (AAA) in the BOS org.
- Began the season with the Major League club, pitching in 8 games before being optioned to Norfolk on April 19...was optioned and recalled three different times between BAL and Norfolk before being designated for assignment on September 4.
- Made 11 total appearances for the Orioles in '23, owning a 6.00 ERA (6 ER, 9.0 IP) with a .350 opponent clip and 8 strikeouts against 5 walks...with Norfolk, made 34 appearances overall for a 4.71 ERA (19 ER, 36.1 IP).
- Per Statcast, he relied on 4 pitches at the MLB level in 2023: 4-Seam Fastball (44%), Slider (25.7%), Changeup (16.8%), and Curveball (13.6%)...his fastball averaged at 95.6 mph, and batters hit just .143 against his curveball.
- Was claimed off waivers by BOS from BAL on September 4, and he was assigned to Worcester.
- Made 4 appearances with WOR, tossing 4.1 scoreless innings with just 1 hit allowed and a 0.92 WHIP and a .188

opponent clip.

- Was claimed off waivers by the Padres from Boston on November 15.

2022

- Began the season with Bowie (AA) was promoted to Norfolk (AAA) on May 3, and he was recalled by BAL five times (May 17, May 23, July 28, August 14, and September 26)...was optioned to Norfolk four times (May 21, June 18, July 29, and August 19).
- Made his MLB debut on May 17 vs. NYY (2.0 IP, 3 H, K)...fanned Kyle Higashioka for his first-career strikeout.
- Earned his first win on October 2 @ NYY after working a scoreless sixth inning on one hit...also stranded an inherited runner in a tie game.
- Held left-handed batters to a .208 average (5-for-24) compared to .341 (15-for-44) against righties.
- Pitched to a 1.06 ERA (2 ER, 17.0 IP) in 16 of 17 appearances...four of his six earned runs and eight total runs came in one outing on June 13 @ TOR (0.1 IP, 5 H, 4 R, 4 ER).
- Surrendered just one MLB home run, pitching to a 0.52 HR/9.
- Went 6-3 with one save and a 4.78 ERA (23 ER, 43.1 IP) with 46 hits, two homers, nine walks, one hit batter, and 38

LOGAN GILLASPIE

NRI



strikeouts in 28 combined minor league games...made his Triple-A debut on May 4 at Nashville.

2021

- Signed by the Orioles as a minor league free agent on June 9 and was assigned to Aberdeen (A), pitching in 11 games for the IronBirds and striking out 16 batters in 14.1 innings.
- Promoted to Bowie (AA) on July 31 and finished out the season with the Baysox...appeared in 15 games while at Bowie, striking out 36 batters in 27.1 innings.
- Fanned at least 2in each of his final 4 outings, including a season-high 7 batters on September 19 vs. Altoona.
- Added to the 40-man roster on November 19.

2017-20

- Did not pitch in **2020** due to the COVID-19 pandemic.
- Spent the entire **2019** season with Wisconsin (A), appearing in a career-high 31 games and posting a 3.96 ERA (48 ER, 109.0 IP) with 92 strikeouts...named a Midwest League

All-Star.

- In **2018**, had his contract purchased by the Brewers on July 13 from the United Shore Professional Baseball League and was assigned to the AZL Brewers (R)...made two appearances in Arizona before being promoted to Rookie-Level Helena where he finished out the season appearing in 10 games for the H-Brewers.
- Pitched in Independent Baseball in **2017** across three different leagues (Pecos, Pacific Association and American Association)...combined to appear in 21 games while posting a 3.86 ERA (16 ER, 37.1 IP) with 42 strikeouts.

PERSONAL

- His wife's name is Kasandra, and the couple were married in the 2022 offseason.
- Attended Oxnard College (CA) and Frontier (CA) HS... was primarily a catcher through high school...at Oxnard, he played catcher and third base in addition to pitching.

LOGAN GILLASPIE



NRI

LOGAN GILLASPIE CAREER PITCHING

Season	Team	Level	W	L	ERA	G	GS	CG	SV	SVO	IP	H	R	ER	HR	HB	BB	SO	WHIP	AVG	AB	WP	GDP	TBF	NP-S
2018	A-BRW	ROK	0	0	0.00	2	0	0	0	0	3.1	0	0	0	0	1	2	1	0.60	.000	10	0	0	13	22-12
2018	HEL	ROK	0	0	3.94	10	0	0	2	2	16.0	15	8	7	0	1	2	15	1.06	.238	63	3	0	67	245-178
2018	2 Teams	Minors	0	0	3.26	12	0	0	2	2	19.1	15	8	7	0	2	4	16	0.98	.205	73	3	0	80	267-190
2018	2 Teams	ROK	0	0	3.26	12	0	0	2	2	19.1	15	8	7	0	2	4	16	0.98	.205	73	3	0	80	267-190
2019	WIS	A(Full)	3	7	3.96	31	16	0	2	2	109.0	106	54	48	9	7	30	92	1.25	.258	411	1	12	452	1681-1106
2021	ABD	A+	0	2	3.77	11	0	0	2	3	14.1	12	6	6	3	0	3	16	1.05	.226	53	2	2	56	219-153
2021	BOW	AA	1	1	5.60	15	0	0	2	2	27.1	32	17	17	4	2	8	36	1.46	.286	112	1	2	122	503-315
2021	2 Teams	Minors	1	3	4.97	26	0	0	4	5	41.2	44	23	23	7	2	11	52	1.32	.267	165	3	4	178	722-468
2022	BOW	AA	1	0	3.38	6	0	0	0	1	8.0	7	3	3	0	1	4	11	1.38	.233	30	2	0	36	139-90
2022	NOR	AAA	5	3	5.09	22	0	0	1	3	35.1	39	20	20	2	1	9	38	1.36	.279	140	1	2	153	589-391
2022	BAL	MLB	1	0	3.12	17	0	0	0	1	17.1	20	8	6	1	2	3	10	1.33	.294	68	1	1	74	262-171
2022	2 Teams	Minors	6	3	4.78	28	0	0	1	4	43.1	46	23	23	2	2	13	49	1.36	.271	170	3	2	189	728-481
2023	NOR	AAA	3	3	4.71	34	0	0	5	9	36.1	38	20	19	6	0	16	34	1.49	.266	143	1	3	159	621-406
2023	WOR	AAA	0	0	0.00	4	0	0	1	1	4.1	3	0	0	0	0	1	4	0.92	.188	16	0	0	17	63-43
2023	BAL	MLB	0	1	6.00	11	0	0	0	2	9.0	14	7	6	2	1	5	8	2.11	.350	40	1	1	46	191-123
2023	2 Teams	AAA	3	3	4.20	38	0	0	6	10	40.2	41	20	19	6	0	17	38	1.43	.258	159	1	3	176	684-449
2023	2 Teams	Minors	3	3	4.20	38	0	0	6	10	40.2	41	20	19	6	0	17	38	1.43	.258	159	1	3	176	684-449
2024	ELP	AAA	4	2	3.77	44	0	0	7	9	45.1	40	23	19	5	1	19	42	1.30	.234	171	2	2	195	742-489
2024	SD	MLB	0	0	7.15	9	0	0	0	0	11.1	15	9	9	2	1	0	7	1.32	.319	47	0	1	49	151-113
Career	2 Teams	MLB	1	1	5.02	37	0	0	0	3	37.2	49	24	21	5	4	8	25	1.51	.316	155	2	3	169	604-407
Career	8 Teams	Minors	17	18	4.18	179	16	0	22	32	299.1	292	151	139	29	14	94	289	1.29	.254	1149	13	23	1270	4824-3183

CAREER TRANSACTIONS

OPTIONS USED: 3/3

- 2018 Signed by MIL as a minor league free agent, July 13
- 2021 Signed by BAL as a minor league free agent, June 9
- 2023 Claimed off waivers by BOS from BAL, September 4
- Claimed off waivers by SD from BOS, November 15
- 2024 Re-signed by SD as a minor league free agent, December 12



OSCAR GONZALEZ

NRI

Height: 6-4 Bats: R
Weight: 235 Throws: R

39

OF

Full Name	Oscar Luis Gonzalez Arrindell
Date of Birth	January 10, 1998 in Sabana Grande de Palenque, Dominican Republic
Current Residence	Sabana Grande de Palenque, Dominican Republic
2025 Opening Day Age	27
MLB Service Time	1.040
MLB Debut	May 26, 2022 @ DET (with CLE)
How Obtained	Signed as a minor league free agent on November 22, 2024
Contract Status	Signed through 2025

QUICK HITS

ACCOLADES

- Signed with SD on a minor league deal for the 2025 campaign after spending 9 seasons with CLE (2015-23) and NYY (2024).
- Made CLE's Opening Day roster in 2023. Played in 145 Major League games with CLE across the 2022-23 seasons, owning a .269 AVG (144-for-535) with 34 doubles, 2 triples, 13 HR, 55 RBI and 54 runs scored.
- Among AL rookies in 2022, ranked 3rd in doubles, 6th in hits and 7th in HR and RBI.
- Recorded 25 hits over his first 15 Major League games (May 26-June 11), marking the most hits by a rookie in CLE's franchise history through his first 15 career games. Batted .417/.426/.567 (25-for-60) with 9 doubles, 6 RBI and 6 runs scored over that span.
- Started all 7 Postseason games for CLE in 2022. Joined David Ortiz as the only 2 players in MLB history to record 3-or-more go-ahead RBI hits in the 9th inning-or-later in the same Postseason.

- 2x MiLB Organization All-Star (2018 & '21, CLE)
- Carolina League Mid and Post-Season All-Star (2019, Lynchburg)
- New York-Penn League Mid-Season All-Star (2017, Mahoning Valley)
- Arizona Complex League MVP and Post-Season All-Star (2018, AZL Indians)

2024 SEASON

- Hit .361 against left-handed pitchers with a .922 OPS...hit .278 vs. right-handers with a .796 OPS.
- Hit safely in 58 of his 83 games played, including 27 multi-hit efforts .
- Converted all 8 of his stolen base attempts.

- In his first year in the NYY organization, received an invite to Yankees' Major League Spring Training before spending the majority of the season with Triple-A Scranton/Wilkes-Barre.
- Claimed off waivers by NYY from CLE on Dec 1, 2023, but was designated for assignment on January 17 after the signing of RHP Marcus Stroman was made official...cleared waivers on Jan 24 and was outrighted off the 40-man roster.
- During a spring training game on March 26, he fouled a ball off of his face and was later diagnosed with an orbital fracture...began the season on the IL as a result of the injury...hit .300 (6-20) with a triple and 2 HR in a rehab assignment with Single-A Tampa before being activated off the IL by SWB, where he remained for the balance of the season.
- In 78 games with SWB, slashed .294/.333/.469 with 22 doubles, 2 triples, 8 home runs, 45 RBI and 51 runs scored.
- Hit .267 with the bases empty...hit .322 with RISP, including a .314 clip with RISP/2 out...went 5-for-11 (.455) with the bases loaded.
- Placed on the temporary inactive list from July 26-30...also missed time from Aug 5-22 on the 7-day IL.

2023

- Made his first career Opening Day roster with CLE, slashing .214 (37-for-173) with 7 doubles, 2 triples, 2 HR, 12 RBI and 15 runs scored in 54 games across 3 ML stints (March 30-May 5, July 27-Sept. 3 and Sept. 29-Oct. 1).
- Also played in 83 games for Triple-A Columbus, slashing .287/.323/.496 (96-for-335) with 23 doubles, 4 triples, 13 HR, 64 RBI and 49 runs scored...ranked among CLE farmhand leaders in HR (T-8th), RBI (9th), XBH (9th, 40) and total bases (10th, 166).
- Following the season, was claimed off waivers by NYY on December 1.

2022

- Saw his first Major League action with CLE, slashing .296/.327/.461 (107-for-362) with 27 doubles, 11 HR, 43 RBI and 39 runs scored in 91 games.
- Among AL rookies, ranked 3rd in doubles, 6th in hits and 7th in HR and RBI.
- Recorded 25 hits over his first 15 Major League games (May 26-June 11), marking the most hits by a rookie in franchise history through his first 15 career games...batted .417/.426/.567 (25-for-60) with 9 doubles, 6RBI and 6 runs scored over that span.
- Began the season with Triple-A Columbus, batting .282 (49-for-174) with 8 doubles, 2 triples, 9 HR, 33 RBI and 21 runs scored in 41 games.

OSCAR GONZALEZ



- Had his contract selected on May 26 and made his MLB debut that night at DET, recording a single in the second inning off Tarik Skubal for his first MLB hit.
- Hit his first MLB HR on June 19 at LAD, a solo HR in the sixth inning off Andrew Heaney.
- Was on the 10-day IL from June 30-August 2 with a right intercostal strain (also played in five rehab games with Double-A Akron).
- From Sept. 4 through the end of the season with CLE, slashed .326/.367/.519 (42-for-129) with 7 doubles, 6 HR, 20 RBI and 20 runs scored in 31 games...reached base in 28 of those 31 games...among Major League batters over that span, ranked 3rd in hits (third in AL) and was T-11th in runs scored (8th in AL).

• Posted his first career 2 HR games: Sept. 9 at MIN (also career-high 5RBI) and Sept. 24 at TEX...

POSTSEASON: Started in right field for all 7 of CLE's Postseason games, batting .226 (7-for-31) with 1 HR, 4 RBI and 2 runs scored in 7 Postseason games.

- Collected the go-ahead or game-winning RBI in the 9th inning-or-later in 3 of CLE's 4 postseason wins...hit a walk-off home run in the 15th inning in G2 of the ALWC vs. TB, a go-ahead, 2-run single in the 10th inning in G2 of the ALDS Game 2 at NYY, and a walk-off single in the 9th inning in G3 of the ALDS vs. NYY)...became the second rookie in franchise history to record a walk-off RBI in a Postseason game (also Tony Peña, walk-off HR in ALDS G1 vs. BOS)...

joined David Ortiz as the only 2 players in MLB history to record 3-or-more go-ahead RBI hits in the 9th inning-or-later in the same Postseason.

- Following the season, played with Estrellas Orientales in the Dominican Winter League.

2021

- Slashed .293/.329/.542 (140-for-478) with, 24 doubles, 1 triple, 31HR, 83 RBI and 70 runs scored in 121 combined games between Double-A Akron and Triple-A Columbus.
- Was named an MiLB.com Organization All-Star, leading all Cleveland minor leaguers in HR, RBI, SLG, hits, XBH (56) and total bases (259)...among all minor league hitters, was T-6th in total bases and T-7th in HR
- Began the season with Akron, slashing .330/.367/.601 (62-for-188) with 12 doubles, 13 HR, 41 RBI and 31 runs scored in 49 games...recorded an 18-game hitting streak from June 12-July 2, batting .380 (27-for-71) with 8 doubles, 4 HR, 15 RBI, 5BB and 12 runs scored over that span.
- Promoted to Triple-A Columbus on July 6...at the time of his promotion, was leading Double-A Northeast in total bases (113) and SLG, ranked 2nd in hits and AVG, and 3rd in HR, RBI and OPS (.968).
- In 72 games with Columbus, he hit .269 (78-for-290) with 12 doubles, 1 triple, 18 HR, 42 RBI and 39 runs scored in 72 games...following the season, played with Estrellas

OSCAR GONZALEZ

NRI

Orientales in the Dominican Winter League

2020

- Did not play due to the COVID-19 pandemic...did play with Estrellas Orientales in the Dominican Winter League.

2019

- Combined to slash .293/.315/.418 (141-for-481) with 27 doubles, 3 triples, 9 HR, 70 RBI, 53 runs scored in 125 games between Single-A Lynchburg and Double-A Akron.
- Among Cleveland farmhands, ranked 2nd in hits, 5th in total bases (201), T-6th in doubles and seventh in AVG and RBI... was named a Carolina League Mid-Season and Postseason All-Star.
- Following the season, played with Estrellas Orientales in the Dominican Winter League

2018

- Spent the entire season with Single-A Lake County, slashing .292/.310/.435 (135-for-462) with 25 doubles, 1 triple, 13 HR, 52 RBI, 12BB and 52 runs scored in 114 games.
- Ranked 2nd among Cleveland minor leaguers in hits and 4th in total bases (201)...was named an MiLB.com Organization All-Star...following the season, played with Estrellas Orientales in the Dominican Winter League.

2017

- Spent the entire season with Short-Season Single-A Mahoning Valley, hitting .283 (67-for-237) with 16 doubles, 3HR, 34RBI and 20 runs scored in 55 games.
- Ranked T-3rd among New York-Penn League hitters in doubles, 4th in hits, 5th in RBI and T-7th in total bases (92)... was named a New York-Penn League Mid-Season All-Star.

2016

- Slashed .297/.340/.554 (44-for-148) with 10 doubles, 2 triples, 8 HR, 26 RBI and 30 runs scored across 41 games in the Rookie-Level Arizona League and Short-Season Single-A Mahoning Valley.
- Named the Arizona Complex League Most Valuable Player, as well as a ACL Postseason All-Star...T-1st in the ACL in HR and SLG, 2nd in OPS (.908), T-3rd in total bases (82) and T-4th in XBH (20)

2015

- Originally signed by CLE as a non-drafted free agent on July 2, 2014, and made his professional debut in 2015 in the Dominican Sumer League...hit .203 (52-for-256) with 17 doubles, 1 triple, 4 HR, 38 RBI, 19 BB and 25 runs scored in 70 games.



OSCAR GONZALEZ



NRI

OSCAR GONZALEZ CAREER BATTING

Season	Team	League	AVG	G	AB	R	H	2B	3B	HR	RBI	BB	SO	SB	CS	OBP	SLG	OPS	PA	HBP	SAC	SF	GIDP
2015	D-IND	ROK	.203	70	256	25	52	17	1	4	38	19	65	1	3	.262	.324	.586	282	3	0	4	4
2016	A-IND	ROK	.303	40	145	30	44	10	2	8	26	8	57	4	0	.342	.566	.908	155	1	0	1	6
2016	MV	A(Short)	.000	1	3	0	0	0	0	0	0	1	1	0	0	.250	.000	.250	4	0	0	0	0
2016	2 Teams	Minors	.297	41	148	30	44	10	2	8	26	9	58	4	0	.340	.554	.894	159	1	0	1	6
2017	MV	A(Short)	.283	55	237	20	67	16	0	3	34	5	61	0	0	.301	.388	.689	246	2	0	2	4
2018	LC	A	.292	114	462	52	135	25	1	13	52	12	107	5	6	.310	.435	.745	480	2	0	4	9
2019	LYN	A(Adv)	.319	96	385	46	123	22	3	8	61	12	66	7	5	.342	.455	.797	402	2	1	2	12
2019	AKR	AA	.188	29	96	7	18	5	0	1	9	3	17	0	0	.210	.271	.481	100	0	0	1	2
2019	2 Teams	Minors	.293	125	481	53	141	27	3	9	70	15	83	7	5	.315	.418	.733	502	2	1	3	14
2021	AKR	AA	.330	49	188	31	62	12	0	13	41	11	36	1	0	.367	.601	.968	199	0	0	0	2
2021	COL	AAA	.269	72	290	39	78	12	1	18	42	11	76	0	1	.305	.503	.808	305	4	0	0	4
2021	2 Teams	Minors	.293	121	478	70	140	24	1	31	83	22	112	1	1	.329	.542	.871	504	4	0	0	6
2022	AKR	AA	.133	5	15	3	2	1	0	0	1	2	4	0	0	.235	.200	.435	17	0	0	0	1
2022	COL	AAA	.282	41	174	21	49	8	2	9	33	6	26	0	0	.308	.506	.814	182	1	0	1	4
2022	CLE	MLB	.296	91	362	39	107	27	0	11	43	15	75	1	2	.327	.461	.788	382	3	0	2	6
2022	2 Teams	Minors	.270	46	189	24	51	9	2	9	34	8	30	0	0	.302	.481	.783	199	1	0	1	5
2023	COL	AAA	.287	83	335	49	96	23	4	13	64	19	83	2	0	.323	.496	.819	362	2	0	6	7
2023	CLE	MLB	.214	54	173	15	37	7	2	2	12	5	46	0	0	.239	.312	.551	180	1	0	1	2
2024	TAM	A	.300	5	20	4	6	0	1	2	6	3	4	0	0	.391	.700	1.091	23	0	0	0	0
2024	SWB	AAA	.294	78	286	51	84	22	2	8	45	15	62	7	0	.333	.469	.802	306	3	0	2	8
2024	2 Teams	Minors	.294	83	306	55	90	22	3	10	51	18	66	7	0	.337	.484	.821	329	3	0	2	8
Career	CLE	MLB	.269	145	535	54	144	34	2	13	55	20	121	1	2	.299	.413	.712	562	4	0	3	8
Career	9 Teams	Minors	.282	738	2892	378	816	173	17	100	452	127	665	27	15	.315	.457	.772	3063	20	1	23	63

POSTSEASON (COMBINED)

Season	Team	League	AVG	G	AB	R	H	2B	3B	HR	RBI	BB	SO	SB	CS	OBP	SLG	OPS	PA	HBP	SAC	SF	GIDP
2022	CLE	MLB	.226	7	31	2	7	0	0	1	4	0	9	0	0	.250	.323	.573	32	1	0	0	0
Career	CLE	MLB	.226	7	31	2	7	0	0	1	4	0	9	0	0	.250	.323	.573	32	1	0	0	0

CAREER TRANSACTIONS

OPTIONS USED: 1/3

- 2014 Signed by CLE as an international free agent, July 2
- 2021 Signed by CLE as a minor league free agent, November 7
- 2023 Claimed off waivers by NYY from CLE, December 1
- 2024 Signed by NYY as a minor league free agent, January 26
- Signed by SD as a minor league free agent, November 22



NIKO GOODRUM

NRI

Height: 6-3 Bats: S
Weight: 226 Throws: R

[NEE-koh GUHD-ruhm]
@NikoGoodrum
@NikoGoodrum28

O
INF

Full Name	Cartier Niko Goodrum
Date of Birth	February 28, 1992 in Atlanta, Georgia
Current Residence	Senoia, Georgia
2025 Opening Day Age	33
MLB Service Time	4.097
MLB Debut	September 2, 2017 vs. KC (with MIN)
How Obtained	Signed as a minor league free agent on January 17, 2025
Contract Status	Signed through 2025

QUICK HITS

ACCOLADES

- Joined SD on a minor league deal for 2025 with parts of 7 seasons of MLB experience and 415 games played between MIN (2017), DET (2018-21), HOU (2022) and LAA (2024).
- From 2018 to 2021 with DET, Goodrum slashed .232/.306/.401 (90 wRC+) in 376 games. He collected a 6.3 fWAR during that time while mixing in at all three outfield spots in addition to first base, second base, third base and shortstop.
- In 43 games for DET in the 2020 COVID-shortened 60-game season, was named Gold Glove award finalist for American League shortstops.
- In his rookie 2018 season, he ranked in the top 7 among all AL rookies in extra-base hits (48, 2nd), walks (42, T-2nd), doubles (29, 3rd) and stolen bases (12, 3rd), hits (109, 4th), runs scored (55, 5th) and total bases (192, 5th), home runs (16, T-6th) RBI (53, 7th) and multi-hit games (22, T-7th).

MLBAA Tigers Heart and Hustle Award (2019, DET)

- Homered in three-straight games from May 19-23, including a multi-homer game on May 23 at Scranton/Wilkes-Barre.
- Released by BOS on July 3 and signed with Lotte Giants of the Korean Baseball Organization...for Lotte, he hit .295 (51-for-173) with 14 doubles, one triple, 28 RBI, 23 walks, a .373 on-base percentage and a .760 OPS in 50 games from July 21-October 10.
- Signed a minor league contract with MIN with an invite to ML spring training on December 14.

2024 SEASON

2022

- Returned to stateside ball in 2024 after finishing '23 in the Korean Baseball Organization and bounced between 5 different organizations throughout the year.
- He signed back with the Twins on a minor league deal during the 2023-24 offseason, but after being added to the club's 40-man roster, he was traded to TB on March 26.
- Throughout the season, he bounced between TB, LAA, and PIT on the waiver wire before ultimately clearing waivers and electing free agency, where he signed a minor league deal with the Orioles.
- Compiled a big league slash line of .103/.188/.103 between TB and LAA in just 33 plate appearances.
- In 243 Triple-A plate appearances, he slashed .284/.375/.460 across 60 games for the Rays', Angels', and Orioles' affiliates.

- Signed a Major League contract with HOU on March 15 and made the Astros' Opening Day roster.
- Played in 15 games with HOU, all from April 8-May 14...went 5-for-43 (.116) and was optioned to Triple-A Sugar Land on May 14, where he hit .310 (13-for-42) with a .500 OBP in 12 games before being placed on the Injured List on June 4 with a left hamstring strain; reinstated on August 11...played in only one more game (August 12) before being designated for assignment on September 1 and then released.

2023

2021

- Signed by BOS on minor league contract with an invite to Red Sox spring training and began the season with Triple-A Worcester.
- Recorded season-high four hits on May 21 vs. LeHigh Valley.

- Played in 90 games for DET, stealing a career-high 14 bases in 19 attempts.
- Hit .274 (26-for-95) with a .741 OPS vs. southpaws.
- Started games at shortstop (60), second base (8), left field (6) and center field (4)...also appeared in one game at first base.
- Made the Tigers Opening Day roster, but suffered three injuries that required IL stints throughout the season... missed time with a sprained left finger tendon (June 19-July 7), a left calf contusion (July 17-Aug. 10) and a left groin strain (Aug. 12-Sept. 1).
- Outrighted off the Tigers 40-man roster on November 19 and elected free agency.

NIKO GOODRUM



2020

- Played in 43 games with DET in the COVID-shortened 60-game campaign and was named a finalist for the Gold Glove award for American League shortstops.
- Among AL shortstops with at least 250 innings played, he ranked second with a 9.8 UZR/150, and third with a 2.2 UZR and .991 fielding percentage (UZR/150 is UZR normalized for number of chances in a season).
- Hit his first career leadoff homer on August 8 at PIT.
- Spent time on the Injured List between September 5-15 with a strained right oblique.

2019

- Appeared in 100+ big league games for the second consecutive season for DET, seeing time in 112 games.
- Named the Tigers winner of the 2019 Heart and Hustle Award by the Major League Baseball Players Alumni Association.
- Saw time at 7 different defensive positions during the season, playing 38 games at shortstop, 22 games at second base, 20 games in left field, 18 games at first base, eight games in centerfield, five games in rightfield and one game at third base.
- Recorded the first 5-hit game and the 2nd multi-homer game of his MLB career on May 31 at Atlanta...became the first Detroit player to have at least five hits, four runs and three RBI in a game since Carlos Peña on May 27, 2004 at KC, while he was the first Tiger to go 5-for-5 with at least 2 home runs and 3 extra-base hits since Dmitri Young on May 6, 2003 at BAL.
- Had 4 hits and stole 2 bases on July 14 at KC...became the first Tigers player to have at least 4 hits and 2 stolen bases in a game since Roger Cedeño on August 15, 2001.

- Selected the Tigers Player of the Month for July, hitting .284/.351/.477 with 3 doubles, 1 triple, 4 home runs and 11 RBI in 22 games.
- Sideline from August 24-September 30 with a left groin strain.

2018

- Completed his first full season at the ML level with DET, posting career highs in several offensive categories, including 131 games played.
- Finished the season tied for the lead among American League rookies with 3 games of 4-or-more hits, while he ranked 2nd with 48 extra-base hits, T-2nd with 42 walks, 3rd with 29 doubles and 12 stolen bases, 4th with 109 hits, 5th with 55 runs scored and 192 total bases, T-6th with 16 home runs, 7th with 53 RBI and T-7th with 22 multi-hit games.
- His 48 XBH T-9th most by a rookie in franchise history and the most since Austin Jackson also had 48 extra-base hits

in 2010.

- Hit 16 home runs, which were the most by a Tigers rookie since 2003 when Craig Monroe hit 23 and Eric Munson hit 18.
- Named Tigers Rookie of the Year by Detroit Sports Media.
- Hit the first home run of major league career on April 5 at CHW, a two-run shot in the 9th inning off Joakim Soria... also picked up his first major league stolen base in the same game.
- Hit a pair of home runs for his first career multi-homer game and drove in a career-high 5 runs on May 14 vs. CLE.
- Established a career high with four hits on July 1 at TOR... also had four hits on July 7 vs. TEX and Aug. 30 at NYY.
- Named the Tigers Player of the Month for July after slashing .286/.316/.505 with 11 runs scored, 9 doubles, 1 triple, 3 home runs and 9 RBI in 23 games.

2017

- Spent most of season with Triple-A Rochester before seeing the first ML action of his career in September.
- Led Rochester in RBI (66), while he ranked 2nd in games (127) and hits (122) and 3rd in home runs (13).
- Made his ML debut on Sept. 2 vs. KC as a defensive replacement at second base and went 0-for-2...recorded first ML hit on Sept. 12 vs. SD, an infield single off Cory Mazzoni.

2010-16


- Limited to 55 games in **2016** between Double-A Chattanooga and High-A Fort Myers due to 2 separate stints on the Injured List...sideline from April 7-June 23 with a right foot sprain...sideline from July 26-August 2 with a right hamstring strain...named Southern League Player of the Week for the week ending Sept 4 after hitting .519/.552/.815 with 3 doubles, 1 triple, 2 home runs, eight RBI and 5 runs scored in eight games...played in 29 games with Caribes de Anzoategui in the Venezuelan Winter League and hit .284/.354/.431 with eight doubles, three triples, one home run, eight RBI and 22 runs scored.
- Finished the **2015** season with 29 stolen bases, which was the third most in the Twins Minor League system...ranked as the 29th-best prospect in the Twins organization by *Baseball America*.
- In **2014**, led the Twins minor league system with 35 stolen bases, while he was 7th with 58 walks...ranked as the No. 26 prospect in the Twins organization and rated as possessing the best infield arm in the Florida State League by *Baseball America*.
- Named to the **2013** Midwest League Midseason All-Star Team...sideline from June 3-16 with a concussion...sideline from August 22-30 with a groin strain...rated as the 26th-best prospect in the Twins Minor League system by *Baseball America*.

NIKO GOODRUM

- Led the Appalachian League in **2012** with 8 triples, while he tied for the league lead with 38 walks...hit for the cycle on June 30 vs. Pulaski, going 4-for-5 with a season-high 4 RBI...rated as the No. 19 prospect in the Twins organization by Baseball America...also rated as possessing the best infield arm in the Twins system.
- Spent **2011** with Rookie-Level Elizabethton, playing in 59 games...ranked as 19th-best prospect and rated as possessing the best infield arm in the Twins organization by Baseball America following the season.
- Completed his first season of professional baseball in **2010**, appearing in 36 games with the GCL Twins.

PERSONAL

- Attended Fayette County High School in Fayetteville, GA.
- During the 2020 COVID-19 pause between Spring Training and Summer Camp he participated in the "MLB The Show" Player Challenge on-line league, resulting in a \$5,000 donation to the Boys & Girls Club of Southeastern Michigan...also participated in the Boys & Girls Club of Southeastern Michigan's virtual club "takeover" event which raised more than \$320,000.
- Also in 2020 he played a significant role in Detroit's efforts in the area of COVID-19 prevention and relief, while continuing to be a leader in other vital spaces such as striving for racial equality, honoring COVID-19 front line heroes and those in need.
- During the 2019 season, visited students at West Hills Middle School to discuss the legacy of Jackie Robinson and highlight a student who was one of the national winners of the Breaking Barriers essay contest...purchased and distributed cases of water that were delivered to community partners in both Detroit and Flint in 2018 and 2019.



NIKO GOODRUM



NIKO GOODRUM CAREER BATTING

Season	Team	League	AVG	G	AB	R	H	2B	3B	HR	RBI	BB	SO	SB	CS	OBP	SLG	OPS	PA	HBP	SAC	SF	GIDP	
2010	G-TWI	ROK	.161	36	118	10	19	4	0	0	5	9	34	4	2	.219	.195	.414	128	0	0	1	0	
2011	ELZ	ROK	.275	59	204	39	56	10	3	2	20	21	56	8	1	.352	.382	.734	230	4	0	1	8	
2012	ELZ	ROK	.242	58	227	38	55	12	8	4	38	38	56	6	3	.349	.419	.768	269	1	0	3	3	
2013	CR	A(Full)	.260	103	385	62	100	22	4	4	45	60	105	20	4	.364	.369	.733	455	4	4	2	10	
2014	FTM	A(Adv)	.249	122	438	63	109	19	5	3	49	58	99	35	4	.337	.336	.673	504	2	2	4	7	
2015	FTM	A(Adv)	.220	53	205	24	45	11	1	4	19	32	59	11	5	.329	.341	.670	240	2	0	1	3	
2015	CHA	AA	.244	61	209	33	51	6	5	5	19	28	51	18	4	.332	.392	.724	238	0	0	1	4	
2016	FTM	A(Adv)	.280	6	25	3	7	4	0	1	5	1	7	1	0	.308	.560	.868	26	0	0	0	0	
2016	CHA	AA	.275	49	182	25	50	10	2	6	28	22	52	8	2	.357	.451	.808	207	2	0	1	4	
2017	ROC	AAA	.265	127	461	71	122	25	5	13	66	30	119	11	7	.309	.425	.734	499	2	1	5	6	
2017	MIN	MLB	.059	11	17	1	1	0	0	0	0	1	10	0	0	.111	.059	.170	18	0	0	0	0	
2018	DET	MLB	.245	131	444	55	109	29	3	16	53	42	132	12	4	.315	.432	.747	492	4	0	2	9	
2019	DET	MLB	.248	112	423	61	105	27	5	12	45	46	138	12	3	.322	.421	.743	472	1	0	2	7	
2020	DET	MLB	.184	43	158	15	29	7	1	5	20	18	69	7	1	.263	.335	.598	179	0	0	3	4	
2021	LAK	A	.667	1	3	1	2	2	0	0	0	0	1	1	1	.667	1.333	2.000	3	0	0	0	0	
2021	TOL	AAA	.185	14	54	7	10	0	0	0	2	7	16	1	0	.274	.185	.459	62	0	0	1	1	
2021	DET	MLB	.214	90	290	39	62	11	2	9	33	29	107	14	5	.292	.359	.651	325	4	0	2	6	
2022	F-ASB	ROK	.364	4	11	5	4	2	0	0	3	3	5	1	0	.500	.545	1.045	14	0	0	0	0	
2022	F-ASO	ROK	.000	3	6	2	0	0	0	0	1	4	4	0	0	.400	.000	.400	10	0	0	0	0	
2022	SUG	AAA	.311	13	45	12	14	3	0	2	5	17	14	2	0	.500	.511	1.011	62	0	0	0	0	
2022	HOU	MLB	.116	15	43	2	5	2	0	0	1	2	23	1	0	.156	.163	.319	45	0	0	0	0	
2023	WOR	AAA	.280	65	218	49	61	9	1	8	36	66	60	7	3	.448	.440	.888	286	1	0	1	1	
2024	DUR	AAA	.316	9	38	11	12	2	0	0	3	12	6	10	1	0	.422	.605	1.027	45	1	0	0	0
2024	SL	AAA	.200	8	25	3	5	0	0	0	4	5	9	0	0	.333	.200	.533	30	0	0	0	2	
2024	NOR	AAA	.291	43	148	14	43	6	4	4	28	18	47	6	1	.369	.466	.835	168	1	0	1	2	
2024	TB	MLB	.188	9	16	1	3	0	0	0	0	1	6	0	1	.235	.188	.423	18	0	1	0	0	
2024	LAA	MLB	.000	4	13	1	0	0	0	0	0	2	4	1	0	.133	.000	.133	15	0	0	0	0	
2024	2 Teams	MLB	.103	13	29	2	3	0	0	0	0	3	10	1	1	.188	.103	.291	33	0	1	0	0	
Career	3 Teams	Minors	.284	60	211	28	60	8	4	7	44	29	66	7	1	.374	.460	.834	243	2	0	1	4	
Career	5 Teams	MLB	.224	415	1404	175	314	76	11	42	152	141	489	47	14	.297	.383	.680	1564	9	1	9	26	
Career	15 Teams	Minors	.255	834	3002	472	765	147	38	59	385	425	804	141	37	.349	.388	.737	3476	20	7	22	51	

CAREER TRANSACTIONS

OPTIONS USED: 2/3

2010 Signed by MIN as a 2nd-round selection in the First-Year Player Draft, June 8

2017 Signed by DET as a minor league free agent, November 14

2022 Signed by HOU as a Major League free agent, March 17

Signed by BOS as a minor league free agent, December 21

2023 Signed by MIN as a minor league free agent, December 14

2024 Acquired by TB in a trade with MIN (unknown compensation), March 26

Claimed off waivers by LAA from TB, May 9

Claimed off waivers by PIT from LAA, June 10

Signed by BAL as a minor league free agent, June 27

2025 Signed by SD as a minor league free agent, January 17



YULI GURRIEL

NRI

Height: 6-1 Bats: R
Weight: 224 Throws: R

10
INF

[Y00-lee ger-ee-EHL]
@el_yuly10
@el_yuly10

Full Name	Yulieski Gurriel
Date of Birth	June 9, 1984 in Sancti Spiritus, Cuba
Current Residence	Miami, Florida
2025 Opening Day Age	40
MLB Service Time	7073
MLB Debut	August 21, 1984 at BAL (with HOU)
How Obtained	Signed as a minor league free agent on February 17, 2025
Contract Status	Signed through 2025

QUICK HITS

- Played the first 15 years of his professional career for Cuba's Serie Nacional (2001-15) and 1 season in NPB (2014). Batted a career .335 (1585-for-4725) with 308 2B, 48 3B, 250 HR, 1,018 RBI, 611 walks, 121 stolen bases and 974 runs scored across those 925 games.
- Was the American League Batting champion in 2021 with a .319 average (169-for-530), becoming the 2nd Cuban-born player to win a batting title, joining Tony Oliva (1964-65, 1971).
- Earned his 1st Gold Glove in 2021, becoming the oldest player (37) in MLB history to win their 1st Gold Glove at first base. Has since been surpassed by Carlos Santana with MIN in 2024 (38 yrs old).
- Entered 2025 as a career .280/.326/.438 hitter with 225 doubles, 8 triples, 98 home runs, 468 RBI, 223 walks, 32 hit by pitches, 28 stolen bases and 439 runs scored over 927 MLB games.
- A 2x World Series champion (2017, 2022), has played in 8-consecutive Postseasons between HOU, MIA and KC over his 9-year MLB career. Has set MLB Postseason records by a Cuban-born player in career games (92), at-bats (348), hits (91) and doubles (15). His 91 hits are also the most by any first baseman and T-10th most among any player in MLB Postseason history.
- Since the start of the 2017 season through 2024, his .283 average (810-for-2859) as a first baseman was the 4th-highest at the position, behind only Freddie Freeman (.310), Vladimir Guerrero Jr. (.296) and Paul Goldschmidt (.284).
- Since his MLB debut in 2016 through 2024, his 8.62 plate appearances per strikeout was the 3rd-highest mark in the Majors during that span and the 2nd highest among active players, behind only Luis Arraez (14.73).

2024 SEASON

- Spent the 1st 5 months at Triple-A Gwinnett after signing a minor league contract with ATL on April 16...was later acquired by the KC for cash considerations on Aug. 31.
- After his contract was selected, appeared in 18 games for KC and slashed .241/.338/.296 with 13 hits, 3 doubles, 6 RBI and 9 walks.
- Had a season-high 6-game hit streak from Sept. 13-20,

ACCOLADES

2x World Series Champion (2017, 2022 with HOU)

Rawlings Gold Glove Award - 1B (2021 with HOU)

AL Batting Title - .319 (2021 with HOU)

AL Player of the Month - July (2019 with HOU)

AL Rookie of the Month - July (2017 with HOU)

2x AL Player of the Week (Sept. 23, 2018; July 7, 2019)

2x Olympic Medalist (2004 Gold; 2008 Silver for Cuba)

All-World Baseball Classic Team (2006 for Cuba)

becoming the 4th Royal (11th time) in club history to have a hit streak of at least 6 games at the age of 40 or older.

- Prior to his time with the Royals, he appeared in 75 games for Gwinnett and hit .292 (85-for-291) with 18 doubles, 1 triple, 12 home runs, 48 RBI, 39 walks and 38 runs scored.

POSTSEASON: Started all 6 of KC's Postseason games at first base...reached base safely in the 1st 5 games and scored 3 runs in Game 1 of the ALDS against the Yankees... finished the Postseason with a .190 average (4-for-21), including a double, 3 walks and 4 runs scored.

- Among first basemen, ranks 2nd in Major League history with 90 Postseason games played, behind only Tino Martinez (98 G) and ahead of Albert Pujols (74 G).

2023

- Signed with the Marlins to a minor league contract with an invite to ML Spring Training...made his 6th Opening Day roster and spent the duration of the season with MIA.
- In 109 games, averaged .247 (74-for-299) with 16 doubles, 4 home runs, 28 RBI, 32 runs scored and a .667 OPS.
- Hit an inside-the-park homer off Jesse Chavez on April 25 at ATL.
- From the start of season through the end of May (34 G), slashed .282/.350/.419 with 2 doubles, 3 home runs, 12 RBI, 1 hit by pitch, 13 walks, 3 stolen bases and 13 runs scored, reaching base safely in 27 of the 34 games...started the season with a 7-game hit streak, slashing .346/.370/.500.
- Recorded an 86-game errorless streak from July 3, 2022 to May 3, 2023...per Elias, it was his longest errorless streak

YULI GURRIEL



since he set a HOU franchise-record 97 games without an error from May 9-Sept. 17, 2021.

2022

- In his 6th season with HOU, ranked T6th in doubles (40) among AL players...finished with a .242 average (132-for-545), 8 home runs, 53 RBI, 30 walks and 53 runs scored... was a career-high 8-for-8 in stolen base attempts.
- Hit .265 (45-for-170) against left-handed pitchers and .232 (87-for-365) against right-handed pitchers.

POSTSEASON: In Game 4 of the World Series, he drove in Alex Bregman on an RBI single as part of a 5-run, 5th inning in the Astros 5-0 no-hitter...it marked his 12th-career World Series RBI, the most by a Cuban-born player, surpassing Tony Pérez (11).

2021

- Had a career season, setting bests in average (.319), hits (169), walks (59) and on-base percentage (.383)...finished the season as the AL batting title champion, going 169-for-530, becoming the 2nd Cuban-born player to win a batting title, joining Tony Oliva (1964-65, 1971).
- Led the Majors in 3+ hit games (18) and ranked among AL batters in average (1st), on-base percentage (2nd, .383), PA/SO ratio (3rd, 8.90), multi-hit games (T5th, 49) and hits (T5th).
- Became the 1st player, 37 years or older, to win a batting title since Barry Bonds won the NL title at the age of 40 in 2004...was the 8th-oldest player in MLB history to win a batting title, with only Barry Bonds (2002, 2004), Ted Williams (1957-58), Honus Wagner (1911), Tony Gwynn (1997) and George Brett (1990) reaching the feat at an older age.
- Earned his 1st Rawlings Gold Glove in 2021...at the time, was the oldest player to win a Gold Glove at first base, leading AL first basemen in zone rating (.874) and assists (86)...ranked among AL first basemen in defensive runs save (2nd, 5), total chances (3rd, 1,147), fielding percentage (4th, .995) and double plays (5th, 95).
- During the Postseason, batted .311 (19-for-61) with a double, home run, 10 RBI, 5 walks and 8 runs scored...recorded a 9-game hit streak during the Postseason, during which he slashed .455/.520/.636 across 6 ALCS games.

2020

- During the COVID-19-shortened season, posted a .232 batting average and a .658 OPS in 57 games, ranking in the Top 10 in nearly every offensive category for the Astros.
- Posted his best month of the season in August, slashing .305/.346/.558 with 29 hits, 10 doubles, 1 triple, 4 home runs, 11 RBI and 18 runs scored across 25 games.
- On September 12 at LAD, became the 25th Cuban-born player in MLB history to reach 300 career RBI and the 1st Cuban-born player in Astros history to reach the feat.

- Signed a 1-year contract extension with the Astros with a club option for the 2022 season on September 29.

2019

- Set career highs in at-bats (564), runs (85), home runs (31), RBI (104), slugging percentage (.541) and OPS (.884) across 144 games.
- Earned AL Player of the Month award (July) and AL Player of the Week award (July 1-7) accolades...In 24 games in the month of July, slashed .408/.437/.847 with 7 doubles, 12 home runs, 31 RBI, 1 hit by pitch, 4 walks and 18 runs scored.
- Hit safely in 23 of the 24 games, including closing out the month with an 18-game hit streak...raised his average by 34 points from the start of July through the end of the month.
- During the month of July, ranked among American League players in hits (T1st, 39), average (2nd, .398), home runs (2nd, 12), RBI (2nd, 31), slugging percentage (2nd, .837) and OPS (2nd, 1.264).
- Became the 5th Cuban-born player in MLB history to reach 40+ doubles, 30+ home runs and 100+ RBI in a season, joining José Abreu (2017), Yoenis Cespedes (2015), Kendrys Morales (2009) and Rafael Palmeiro (1993, 1996).
- Hit .438 (7-for-16) with the bases loaded, including 2 grand slams...from 2017-19, he was just 1 of 6 Major League players to hit 5 or more grand slams during that span.

POSTSEASON: Homered in Game 7 of the World Series, his 8th-career extra-base hit in the Fall Classic, the most in MLB history by a Cuban-born player.

2018

- In his 2nd full season in MLB, batted .403 (56-for-139) with RISP, the 2nd-best mark in the Majors, behind only Joe Mauer (.407)...set a new club best for average with RISP, passing José Cruz's .389 mark set during the 1986 season.
- Underwent successful left-hand surgery to remove the hook of the hamate bone on March 28...the procedure was performed by Dr. Thomas Mehlhoff.
- Recorded his 1st-career walk-off hit on July 5 vs. CWS, an RBI-single in the bottom of the 9th inning.
- On Sept. 21, he and his brother Lourdes Gurriel Jr., became the 1st set of brothers in MLB history to each record multiple home runs on the same day, per *Elías*...they joined Cal Ripken Jr. (3 HR) and Billy Ripken (HR) on May 28, 1996; Dom DiMaggio (HR) and Joe DiMaggio (3 HR) on June 20, 1948; and Bob Meusel (HR) and Irish Meusel (3 HR) on July 1, 1925 to each home in the same day.
- Earned 1st career AL Player of the Week accolades for the week of September 16...slashed .433/.433/.833 with 13 hits, 3 doubles, 3 homers and 10 RBI in 7 games...ranked among AL players that week in RBI (1st), hits (T1st), runs scored (T2nd, 8) and total bases (T2nd, 25).
- Went 7-for-31 (.226) across 8 Postseason games with 2

YULI GURRIEL

doubles, 1 home run and 3 RBI.

2017

- Set team rookie records for doubles (43), total bases (257), extra-base hits (62) and slugging percentage (.485)...finished the year batting .299 (158-for-529) with a triple, 18 homers, 75 RBI, 22 walks, 3 stolen bases and 69 runs scored.
- Led the Astros and 7th in the AL with 43 doubles...led all MLB rookies in average and doubles, and ranked in extra-base hits (2nd), hits (2nd), runs scored (3rd) and OPS (3rd).
- Struck out just 62 times in 564 plate appearances (11.0%), the 5th-lowest strikeout rate in the Majors and the 3rd-lowest in the AL that season.
- Made his 1st career Opening Day roster and start...started at first base on April 3 vs. SEA at 32 years, 298 days old, becoming the oldest Astros rookie to start on Opening Day.
- Named AL Rookie of the Month for July...hit .304 with 9 doubles, 5 HR, 20 RBI and an .899 OPS...led AL rookies in hits (28), doubles, RBI, slugging (.565) and OPS that month.
- In 18 Postseason games, hit .304 (21-for-69) with 7 doubles, 1 triple, 2 homers, 8 RBI and an .864 OPS...his 21 hits marked the 2nd most in MLB history for a rookie in a single Postseason, falling 1 hit shy of matching the MLB record.
- Set a Major League record for most doubles and extra-base hits by a rookie in a Postseason...his 21 hits marked the most in MLB history by a Cuban-born player in a Postseason.

2016

- Made his Major League debut on Aug. 21 at BAL and went 1-for-2 with a walk...finished the season with 34 hits, 7 doubles, 3 home runs and 15 RBI in 36 games.
- Signed with the Astros on July 16 as an international free agent...played 15 games in HOU's system between the FCL, High-A Lancaster, Double-A Corpus Christi and Triple-A Fresno, batting .250 (14-for-56) with 4 doubles, 2 home runs, 14 RBI, 2 walks and 5 runs scored.

2001-15

- Spent the first 15 seasons of his professional career between the Cuban National Series (2001-2015) and NPB (2014)...was a career .335/.417/.580 hitter with 308 doubles, 48 triples, 250 home runs, 1018 RBI, 611 walks, 121 stolen bases and 974 runs scored across 925 games.
- Played for the Cuban National Team in 2 Olympics, winning gold in the 2004 Olympics and silver in the 2008 Olympics...also played with the Cuban National Team in the Baseball World Cup, International Cup, Pan American Games and Central American and Caribbean Games.
- Represented Cuba in the 2006, 2009 and 2013 World Baseball Classic...was named to the 2006 World Baseball Classic All-Tournament Team.

PERSONAL

- Defected from Cuba, along with his brother Lourdes Jr., in Feb. 2016, after the conclusion of the Caribbean Series that was held in the Dominican Republic...he then established residency in Haiti, where he first met future teammate Yordan Álvarez, who was also working to establish his residency in the country.
- He was declared a free agent by MLB on June 13, 2016...after seeing him in an open workout in Miami, HOU signed him to a five-year contract while his younger brother, Lourdes, signed with TOR (currently with AZ).
- Lives with his wife, Lianet and their three children reside in Miami, Fla.
- Nicknamed "La Piña" because of his unique hairstyle that resembles a pineapple.

CAREER TRANSACTIONS

OPTIONS USED: 1/3

2016	Signed by HOU as an international free agent, July 16
2023	Signed by MIA as a minor league free agent, March 9
2024	Signed by ATL as a minor league free agent, April 13
	Acquired by KC from ATL for cash considerations, August 31
2025	Signed by SD as a minor league free agent, February 17

YULI GURRIEL



YULI GURRIEL CAREER BATTING

Season	Level	Team	AVG	G	AB	R	H	2B	3B	HR	RBI	BB	SO	SB	CS	OBP	SLG	OPS	PA	HBP	SAC	SF	GIDP
2016	MLB	HOU	.262	36	130	13	34	7	0	3	15	5	12	1	1	.292	.385	.677	137	1	0	1	7
2017	MLB	HOU	.299	139	529	69	158	43	1	18	75	22	62	3	2	.332	.486	.818	564	7	0	6	12
2018	MLB	HOU	.291	136	537	70	156	33	1	13	85	23	63	5	1	.323	.428	.751	573	6	0	7	22
2019	MLB	HOU	.298	144	564	85	168	40	2	31	104	37	65	5	3	.343	.541	.884	612	5	0	6	12
2020	MLB	HOU	.232	57	211	27	49	12	1	6	22	12	27	0	1	.274	.384	.658	230	2	0	5	6
2021	MLB	HOU	.319	143	530	83	169	31	0	15	81	59	68	1	1	.383	.462	.845	605	4	0	12	16
2022	MLB	HOU	.242	146	545	53	132	40	0	8	53	30	73	8	0	.288	.360	.648	584	6	0	3	13
2023	MLB	MIA	.245	108	298	32	73	16	3	4	27	26	44	4	0	.304	.359	.663	329	1	0	4	13
2024	MLB	KC	.241	18	54	7	13	3	0	0	6	9	15	1	0	.338	.296	.634	65	0	0	2	1
Career	MLB	3 Teams	.280	927	3398	439	952	225	8	98	468	223	429	28	9	.326	.438	.764	3699	32	0	46	102

POSTSEASON (COMBINED)

Season	Level	Team	AVG	G	AB	R	H	2B	3B	HR	RBI	BB	SO	SB	CS	OBP	SLG	OPS	PA	HBP	SAC	SF	GIDP
2017	MLB	HOU	.304	18	69	5	21	7	1	2	8	4	10	0	0	.342	.522	.864	73	0	0	0	1
2018	MLB	HOU	.226	8	31	5	7	2	0	1	3	5	5	0	0	.333	.387	.720	36	0	0	0	0
2019	MLB	HOU	.250	18	72	5	18	3	0	2	13	4	5	1	0	.286	.375	.661	77	0	0	1	0
2020	MLB	HOU	.114	13	44	4	5	0	0	0	1	6	3	0	0	.245	.114	.359	53	2	0	1	4
2021	MLB	HOU	.311	16	61	8	19	1	0	1	10	5	10	2	0	.364	.377	.741	66	0	0	0	1
2022	MLB	HOU	.347	12	49	4	17	1	0	2	4	1	1	2	0	.360	.490	.850	50	0	0	0	0
2023	MLB	MIA	.000	1	1	0	0	0	0	0	0	0	1	0	0	.000	.000	.000	1	0	0	0	0
2024	MLB	KC	.190	6	21	4	4	1	0	0	0	3	1	0	0	.292	.238	.530	24	0	0	0	1
Career	MLB	3 Teams	.261	92	348	35	91	15	1	8	39	28	36	5	0	.318	.379	.697	380	2	0	2	7





KYLE HART

Height: 6-5 Bats: L
Weight: 209 Throws: L

@hart_attack_14

68

LHP

Full Name	Kyle Patrick Hart
Date of Birth	November 23, 1992 in Cincinnati, Ohio
Current Residence	Cincinnati, Ohio
2025 Opening Day Age	32
MLB Service Time	0.128
How Obtained	Signed as a Major League free agent on February 13, 2025
Contract Status	Signed through 2025 with a club option for 2026

QUICK HITS

- Signed by SD as a Major League free agent on February 13, 2025. The deal includes a club option for 2026.
- Spent 2024 with the NC Dinos of the Korean Baseball Organization, and was awarded the Choi Dong-won Award, the KBO equivalent of MLB's Cy Young Award, after leading the league with 182 strikeouts and finishing 2nd in both wins (13) and ERA (2.69) across 26 appearances (all starts).
- Across parts of 7 minor league seasons for BOS (2016-22), PHI (2023), and SEA (2023), Hart has managed a 42-47 record, 3.72 ERA (290 ER, 701.2 IP) and 618 strikeouts against 259 walks in 143 appearances (119 starts) with 5 complete games.

2024 SEASON

- Spent 2024 with the NC Dinos of the Korean Baseball Organization, and was awarded the Choi Dong-won Award, the KBO equivalent of MLB's Cy Young Award, after leading the league with 182 strikeouts and finishing second in both wins (13) and ERA (2.69) across 26 appearances (all starts).
- Walked just 38 of his 631 batters faced for a 6.0 percent walk rate to go along with a 28.8 percent strikeout rate.
- His 124 total hits allowed were the fewest among all qualifying KBO starters.

2023

- Signed a minor league deal with PHI on Feb. 9 and made just 1 relief outing, striking out 1 in a scoreless inning of work.
- Released by PHI on April 19 before signing a minor league deal with SEA on June 3...in 18 starts for Triple-A, he registered a 4-6 record and 4.58 ERA with 85 strikeouts across 88.1 IP.
- Elected free agency following the season on Nov. 6...signed a 1-year contract with the NC Dinos on Dec. 19, 2023.

2022

- In his final season with the Red Sox organization, began the 2022 season with Triple-A Worcester, then was assigned to Double-A Portland on May 16...spent the majority of the season with Portland before assigned back to Worcester on Sept. 15, finishing the season with 2 starts for Worcester.
- Between both stops, he made 24 appearances between WOR and POR, accumulating a 7-3 record and 5.25 ERA (48

ACCOLADES

Pacific Coast League Pitcher of the Month (August 2023, Tacoma)

2x International League Pitcher of the Week (May 8, 2022 w/ Worcester & June 2, 2019 with Pawtucket)

Eastern League Mid-Season All-Star (2018, Portland)

Eastern League Pitcher of the Week (August 5, 2018 - Portland)

ER, 82.1 IP) with 74 strikeouts in 82.1 innings pitched.

- On COVID-related IL from May 22-June 3.
- In his penultimate outing on Sept. 20, tossed the 5th and final complete game of his career, with 6.0 innings of 2-run ball.

2021

- Spent all of 2021 with Triple-A Worcester, where he went 6-9 with a 4.22 ERA (50 ER, 106.2 IP) across 23 appearances (20 starts) and 90 strikeouts against 47 walks.
- Threw a 7.0-inning complete game on July 14, 2021 at Scranton Wilkes-Barre.

2020

- Attended Major League Spring Training for BOS.
- Received the only Major League work of career, yielding 19 earned runs with 13 strikeouts (10.64 SO/9) in 11.0 innings pitched across four appearances (three starts) for BOS during the COVID-shortened 2020 season.
- Made his MLB debut on August 13 vs. TB, allowing 7 runs (5 ER) on 7 hits and 3 walks in 2.0 IP, taking the loss.
- Went on to make 3 more starts before being placed on the Injured List on September 2, with a left hip impingement, and moved to the 45-day injured list on September 15.
- He received 3 runs of support-or-fewer in all 4 of his starts, including 2 runs once and 1 run once.
- On November 20, 2020, Hart was outrighted off of the 40-man roster and assigned to Triple-A.

2019

- Split the season between Double-A Portland and Triple-A Pawtucket...led Pawtucket in wins (9).
- Led Sox minor leaguers in wins (12), innings (156.0), and complete games (2), and ranked 2nd in strikeouts (140).
- Tossed at least 6.0 innings in 18 of his 27 outings, including at least 7.0 innings in 6 of them...made 6 quality starts with Portland and 9 with Pawtucket.

KYLE HART



- Held Double-A batters to a .199 AVG (39-for-196).
- Made his season debut on April 4 with Portland vs. Reading and recorded a career-high 11 SO with 0 BB...threw a 6.0-inning complete game in his next start on April 13 at Trenton (2 H, R, BB, 9 SO).
- Was part of a combined no-hitter with Daniel McGrath and Adam Lau on April 25...he started the game and threw 6.2 innings of no-hit ball in Portland's 4th no-no in team history.
- Promoted to Pawtucket on May 28 and threw a 9.0-inning, complete game shutout in his Triple-A debut on May 30 vs. Lehigh Valley (5 H, 8 SO, 0 BB)...named International League Pitcher of the Week on June 2.
- Posted a 2.91 ERA (11 ER, 34.0 IP) over a 6-start span with the PawSox from June 14-July 15.
- Made 3 consecutive QS with Pawtucket from Aug. 16-26.
- Added to the Sox' 40-man roster on November 20.

2016-18

- Made a professional-high 24 starts in **2018** for Double-A Portland...selected as an Eastern League Mid-Season All-Star...earned his first career weekly award from July 30-Aug. 5, earning EL Pitcher of the Week honors from July 30-Aug. 5.

- Split the **2017** season between Single-A Greenville and High-A Salem, appearing in a combined 22 G (19 GS) with a 6-5 record, 2.15 ERA (28 ER, 117.0 IP) and .224 opponents' AVG...ranked 2nd among BOS minor leaguers in ERA (2.15)...held LHH to a .213 AVG and a .248 SLG (30-141, 2 2B, HR)...began the year in Greenville (A), tossing 5.0+ innings with 2 ER or fewer in 8 of his 10 starts...promoted to Salem (A) on July 24, where he spent the remainder of the season.
- Made his professional debut with the Rookie-Level Gulf Coast League Red Sox in **2016**, going 0-2 with a 2.31 ERA (3 ER, 11.2 IP) and a 19-to-2 SO/BB ratio.

PERSONAL

- Pitched 5 seasons at Indiana University (2012-16), where he was roommates with Kyle Schwarber...received a medical redshirt after undergoing Tommy John surgery as a junior.
- He was Indiana University's Friday night starter during his 2016 senior campaign, leading the Big Ten in wins (10) while exiting the program as the second-winningest pitcher (31 wins) in the Hoosiers' record books.
- He was also a First-Team All-Big Ten selection in 2016, named to the ABCA/Rawlings Midwest All-Region Team, and twice boasted Big Ten Player of the Week honors.

KYLE HART CAREER PITCHING

Season	Team	Level	W	L	ERA	G	GS	CG	SV	SVO	IP	H	R	ER	HR	HB	BB	SO	WHIP	AVG	AB	WP	GDP	TBF	NP-S
2016	G-RSX	ROK	0	2	2.31	4	4	0	0	0	11.2	12	5	3	0	0	2	19	1.20	.261	46	1	0	49	97 - 88
2017	GVL	A(Full)	4	2	1.90	13	10	0	0	0	66.1	50	15	14	0	2	17	57	1.01	.211	237	0	3	260	996 - 653
2017	SAL	A(Adv)	2	3	2.49	9	9	0	0	0	50.2	45	15	14	5	1	23	52	1.34	.241	187	1	6	213	800 - 501
2017	2 Teams	Minors	6	5	2.15	22	19	0	0	0	117.0	95	30	28	5	3	40	109	1.15	.224	424	1	9	473	1796 - 1154
2018	POR	AA	7	9	3.57	24	24	1	0	0	138.2	139	68	55	12	6	49	100	1.36	.258	539	6	16	600	2197 - 1407
2019	POR	AA	3	6	2.91	9	9	1	0	0	55.2	39	19	18	3	7	17	60	1.01	.199	196	2	5	222	872 - 564
2019	PAW	AAA	9	7	3.86	18	15	1	0	0	100.1	91	44	43	8	6	36	80	1.27	.251	362	2	11	413	1613 - 981
2019	2 Teams	Minors	12	13	3.52	27	24	2	0	0	156.0	130	63	61	11	13	53	140	1.17	.233	558	4	16	635	2485 - 1545
2020	BOS	MLB	0	1	15.55	4	3	0	0	0	11.0	24	21	19	4	0	10	13	3.09	.429	56	0	1	67	260 - 149
2021	WOR	AAA	6	9	4.22	23	20	1	0	0	106.2	100	58	50	19	8	47	90	1.38	.246	406	2	9	465	1777 - 1074
2022	POR	AA	2	1	4.91	15	6	0	0	0	44.0	40	25	24	6	3	14	42	1.23	.242	165	1	3	184	676 - 431
2022	WOR	AAA	5	2	5.63	9	4	1	0	0	38.1	41	26	24	7	1	19	32	1.57	.270	152	3	1	174	615 - 381
2022	2 Teams	Minors	7	3	5.25	24	10	1	0	0	82.1	81	51	48	13	4	33	74	1.38	.256	317	4	4	358	1291 - 812
2023	LHV	AAA	0	0	0.00	1	0	0	0	0	1.0	0	0	0	0	0	1	0.00	.000	3	0	0	3	6-Jul	
2023	TAC	AAA	4	6	4.58	18	18	0	0	0	88.1	97	49	45	10	4	35	85	1.49	.286	339	2	12	385	1580 - 954
2023	2 Teams	Minors	4	6	4.53	19	18	0	0	0	89.1	97	49	45	10	4	35	86	1.48	.284	342	2	12	388	1587 - 960
2024	NC	KBO	13	3	2.69	26	26	0	0	0	157.0	124	51	47	11	11	38	182	1.03	.213	582	2	-	631	--
Career	BOS	MLB	0	1	15.55	4	3	0	0	0	11.0	24	21	19	4	0	10	13	3.09	.429	56	0	1	67	260 - 149
Career	7 Teams	Minors	42	47	3.72	143	119	5	0	0	701.2	654	324	290	70	38	259	618	1.30	.248	2632	20	66	2968	11230 - 7040
Career	NC	KBO	13	3	2.69	26	26	0	0	0	157.0	124	51	47	11	11	38	182	1.03	.213	582	2	-	631	--

CAREER TRANSACTIONS

OPTIONS USED: 1/3

- 2016** Signed by BOS as a 19th-round selection in the First-Year Player Draft, June 23
- 2023** Signed by PHI as a minor league free agent, March 17
- Signed by SEA as a minor league free agent, June 3
- 2025** Signed by SD as a Major League free agent, February 13



JASON HEYWARD

Height: 6-5 Bats: L
Weight: 233 Throws: L

@jasonheyward

22 OF

Full Name	Jason Alias Heyward
Date of Birth	August 9, 1989 in Ridgewood, New Jersey
Current Residence	Chicago, Illinois
2025 Opening Day Age	35
MLB Service Time	15.000
MLB Debut	April 5, 2010 vs. CHC (with ATL)
How Obtained	Signed as a Major League free agent on February 11, 2025
Contract Status	Signed through 2025

QUICK HITS

- 5-time Gold Glove winner and 2010 National League All-Star signed a Major League deal with SD on February 11, 2025 for his 16th Major League season.
- New Jersey native owns a .256 career average with a .748 OPS, 304 doubles, 41 triples, 184 home runs, 718 RBI, 700 walks, 125 stolen bases and 870 runs scored over 1,790 games between Atlanta (2010-14), St. Louis (2015), Chicago-NL (2016-2022), Los Angeles-NL (2023-24) and Houston (2024).
- Entered 2025 ranking 22nd among all active Major League outfielders in career fielding percentage (.988) and fifth among primary right fielders (min. 650 games), making only 40 errors in 3,442 total chances over 14,311.0 innings.
- At the end of 2024, Heyward was 1 of just 19 active players to have played at least 1 game in 15+ different seasons.
- In 48 games and 190 plate appearances at Petco Park from 2010-2024, owned a .293 AVG at the dish and 129 OPS+ at the dish.
- Was a member of the 2016 World Series Champion Chicago Cubs squad and has played in 45 career Postseason games. Owns a 1.000 career fielding percentage in the Postseason (0 errors, 57 total chances) along with a .145 AVG at the plate, including 4 doubles, 1 triple, 2 home runs, 7 RBI, 7 walks, 8 runs scored and 4 stolen bases.
- Entering the 2010 season, he was roundly considered the top prospect in all of baseball and finished second in the National League Rookie of the Year voting in 2010 to SF's Buster Posey.
- In 2024, became the 1,001st all-time player to wear an Astros uniform in the regular season.
- At the end of 2024, he was 1 of 19 active Major League players to have appeared in at least 1 game in 15+ seasons.

2024 SEASON

- In his 15th Major League season, hit .211 with 12 doubles, 2 triples, 10 home runs, 37 RBI, 22 walks and a .700 OPS in 87 games between LAD (63 G) and HOU (24 G).

ACCOLADES

5x Gold Glove Award (2012, 2014-17)

World Series Champion (2016, CHC)

National League All-Star (2010, ATL)

- Went 5-for-10 (.500) with a triple, 2 HR and 7 RBI in the pinch, which ranked T-4th among MLB players in PH RBI in '24.
 - In 63 games with the LAD, he batted .208 (36-for-173) with 25 runs, 10 doubles, 2 triples, 6 home runs, 28 RBI and a .682 OPS.
 - Placed of the 10-day IL due to lower back tightness on April 3...activated on May 17...placed on the 10-day IL due to left knee bruise on July 5; activated on July 21...designated for assignment by LAD on Aug. 22 and released on Aug. 24... signed a Major League contract with the Astros on Aug. 29.
 - Went 1-for-2 with a 2-run double on Aug. 29 vs. KC in his Astros debut...was the 3rd Astro in 2024 to collect 2+ RBI in their team debut (Ben Gamel - Aug. 22; Joey Loperfido - Apr. 30).
 - On Sept. 12 vs. OAK, he went 1-for-3 with a 2-run home run... marked his 1st home run as an Astro.
 - Went 3-for-3 with a homer, 2 RBI, 2 runs scored and a stolen base on Sept. 15 at LAA... marked his 1st 3-hit game with a homer in a year (last, Sept. 17, 2023 at SEA).
 - Went 2-for-3 with a go-ahead 2-run home run in the 5th inning on Sept. 24 vs. SEA...also homered in back-to-back games (Sept. 24-25) for 13th time in his career (last, April 3-4, 2023 with LAD).
 - At the end of 2024, he was 1 of 19 active Major League players to have appeared in at least 1 game in 15+ seasons.
- POSTSEASON:** Played in both of the Astros' Wild Card games vs. DET, going a combined 0-for-3 with 2 SO...got the start in LF for Game 2.

2023

- Amassed a .269/.340/.473 slash line with a .813 OPS in 124 games in his first season as a Dodger.
- Had his best offensive season since 2019, improving in at-bats (334), runs (56), doubles (23), home runs (15), RBI (15) and walks (34).

JASON HEYWARD



- Garnered a .975 fielding percentage in right field, committing only 4 errors in 160 total chances over 624.0 total innings... also appeared at first base (6 G), left field (7 G, 2 GS) and center field (23 G, 12 GS).
- Recorded his first hit and home run as a Dodger on April 3 against Colorado, finishing the day 2-for-3 with 2 runs, a home run and 3 RBI.
- Had his best calendar month offensively in June, slashing .326/.375/.517 with a .892 OPS, 2 home runs and 7 RBI.
- Hit 3 doubles on September 16 at SEA, finishing the game 4-for-5.
- Chosen by his teammates to win the Roy Campanella Award, which is given to the player who exemplifies the spirit and leadership of Campanella.

2022

- Slashed .204/.278/.277 in 48 games in his final season with the Cubs
- Spent time in both right and center field, playing 21 games

(18 GS) in right with a perfect fielding percentage in 43 chances and 26 games (23 GS) in center with a perfect fielding percentage in 49 total chances.

- Did not play in a game after June 24 due to right knee inflammation.
- Hit significantly better on the road than at home, slashing .243/.312/.343 and .164/.243/.209 respectively...had a 4-game hit streak June 4-10, going 6-for-15 including 2 doubles and 4 RBI.

2021

- Sported a .214 batting average (69-for-323) with 15 doubles, 2 triples, 8 home runs, 30 RBI and 25 extra base hits across 104 games for Chicago, starting 92 at right field.
- Had 3 IL stints: May 20-June 5 (strained left hamstring), Aug. 4-15 (left index finger inflammation) and Sept. 12-end of the season (concussion).
- Recorded 2 walk-off hits, a single April 22 vs. the Mets and his 3 career walk-off home run Sept. 8 vs. the Reds.

JASON HEYWARD



- Reached base safely in 10 of his 12 plate appearances (7 hits, 3 walks) in a 3-game series at Dodger Stadium from June 24-26.
- Hit .264 (19-for-72) with 4 doubles, 1 triple, 2 homers and 10 RBI in 23 games after Aug. 1, after batting .199 (50-for-251) prior to Aug. 1.
- Talled a season-long 7-game hitting streak from Aug. 23-Sept. 1, batting .435 (10-for-23) during that span.

2020

- Had a .265 batting average (39-for-147) with 6 doubles, 6 homers, 22 RBI, 30 walks and an .848 OPS in 50 contests for CHC.
- His .392 OBP was his best mark since posting a .393 OBP in his rookie season of 2010...his .848 OPS was also one point shy of his career-best .849 OPS in 2010.
- Tied for the team lead with 30 walks, while his .392 OBP led the club.
- Played 50 games in center (49 GS) with a perfect fielding

percentage in 100 total chances.

- Batted .297 (33-for-111) with 4 doubles, 2 triples and 5 homers vs. right-handed pitching...hit .167 (6-for-36) against southpaws.
- Drove in a season-high four runs, August 11 at CLE.
- Notched a multi-homer game August 30 at Cincinnati, and joined Ian Happ and Kyle Schwarber as the first starting outfielder in MLB history to each hit 2 home runs in the same game.
- Had one of the biggest hits of the season for the Cubs, hitting a 3-run homer in the ninth inning on September 12 at Milwaukee off of closer Josh Hader...lifted the Cubs from a 2-0 deficit to a 3-2 lead in the Cubs' eventual 4-2 victory.

POSTSEASON: Started in RF in both games of the Marlins' Wild Card sweep of the Cubs, going a combine 2-for-7 (.286) at the dish

2019

- Batted .251 (129-for-513) with 20 doubles and 21 homers in

JASON HEYWARD



147 games...reached at least 20 homers for the second time in his career...his best OBP (.343), slugging (.429) and OPS (.772) in his four years with the Cubs.

- Had back-to-back 3-hit games June 22 and June 23...went 3-for-4 with a double and run in each game.
- Appeared in 105 games (63 GS) in right field, committing two errors in 110 total chances for a fielding percentage of .980...played a career-high 84 games (74 GS) in center field, committing three errors in 148 total chances for a .982 fielding percentage.
- Batted .264 (106-for-401) against righties, compared to .205 (23-for-112) against lefties.
- Batted over .300 in March/April (.309), June (.326) and July (.309)...hit .186 in May, .156 in August and .232 in September.
- Went 3-for-3 with 2 homers, 2 walks, 3 runs scored, 3 RBI and two steals on April 6 at MIL, marking his 7th multi-homer game and first with the Cubs...became the first Cub since 1900 to record multiple home runs and multiple steals in the same game.

2018

- Had his best offensive season with the Cubs, hitting .270 (119-for-440) with 23 doubles, 4 triples, 8 homers and 57 RBI in 127 games, striking out just 60 times in 489 plate appearances...walked 42 times, contributing to a .335 OBP, his highest since 2015.
- Appeared in 118 games in right field (91 GS), committing 2 errors in 218 total chances for a .991 fielding percentage...led all qualified right fielders with an average of 2.22 putouts per nine innings...also appeared in 25 games (20 GS) in center field, only committing 1 error in 37 total chances for a .973 fielding percentage.
- Suffered a concussion while attempting to make a catch at the right field wall May 6 in St. Louis...landed on the DL and was activated May 18...was also on the disabled list from August 31-September 16 with right hamstring tightness.
- In 28 games from May 29-June 30, hit .359 (42-for-117) with 11 doubles, 3 homers, 18 RBI and 20 runs scored...his 42 hits were the most of any player in the Majors during that span.
- Ranked first on the team with four 4-hit games, his most-ever in a single season.
- Hit .290 (27-for-93) against lefties and .265 (92-for-347) against righties.
- Led the Cubs with a .342 AVG (69-for-202) and a .940 OPS with runners on base...his average ranked 6th in the majors and 4th in the NL.

POSTSEASON: Went 0-for-3 in Cubs' 2-1, Wild Card Game defeat vs. the Rockies.

2017

- Posted a 259/.326/.389 slash line with 15 doubles, four

triples, 11 home runs and 59 RBI.... reached at least 10 homers for the 7th time in 8 Major League seasons.

- Earned his fifth career Gold Glove after he appeared in 120 games in right field... his 5 double plays turned led all NL outfielders and all Major League right fielders...his .991 fielding percentage as a right fielder was the 5th-best in the Majors...played 13 games in center field, and did not commit an error in 13 appearances as a center fielder.
- Missed time with 2 disabled list stints...was on the disabled list May 6-20 with a sprained finger on his right hand and from June 19-July 4 with a left hand abrasion...appeared in 3 rehab games with South Bend across the two stints on the disabled list.
- Batted .328 (20-for-61) with RISP and 2 outs, the 3rd-best mark on the Cubs.
- Went 5-for-12 (.417) with a triple and nine RBI in bases-loaded situations.
- Hit a game-winning homer in the 11th inning on July 29 at MIL, it was his 4th-career go-ahead homer in extra innings, and his 1st since September 15, 2015 at MIL with STL... notched a season-high four RBI three times, two of which came in a three-game span, going 2-for-4 with a homer, two runs and four RBI April 22 at Cincinnati, then went 1-for-4 with a homer and 4 RBI April 24 at PIT, overall, he had 11 RBI in a 4-game span April 21-24, driving in at least 1 run in each game.

POSTSEASON: Appeared in 8 games and made 6 starts in the Cubs' run to the NLCS, batting just .118 (2-17).

2016

- In his first season with the Cubs, batted .230 (122-for-530) with 27 doubles, 7 homers and 49 RBI in 142 games.
- Ranked 3rd on the team with 11 stolen bases, his fifth season with at least 10 steals.
- Played 131 games (112 GS) in right field and 24 games (21 GS) in center field, posting a combined .993 fielding percentage, only allowing two errors in 276 total chances, winning his fourth Gold Glove.
- Batted .283 (47-for-166) in the 7th inning and later compared to .206 (75-for-364) in innings 1-6...went 3-for-6 with 3 RBI Sept. 4 vs. SF, including a game-tying RBI single in the 9th inning before a game-winning RBI single in the 13th inning.
- Had a season-high 4 hits April 24 at Great American Ball Park.
- Recorded back-to-back 3-hit games June 11-12 at ATL.
- Scored the game-winning run in the 12th inning July 31 vs. SEA, after doubling to lead off the frame.

POSTSEASON: Appeared in 16 Postseason games, going 5-for-48 (.104) with a double, triple and four runs scored... played in 6 of 7 World Series games.

JASON HEYWARD

2015

- In his one and only season with STL, set career highs in several offensive categories, including a .293 batting average, 33 doubles, 160 hits and 23 stolen bases in 154 games, his most since playing in a career-best 158 games in 2012.
- Batted .301 (116-for-385) with 11 homers against right-handed pitching...hit .272 (44-for-162) with 2 homers against lefties.
- Played 144 games in right field, recording a .990 fielding percentage, committing only 3 errors in 290 total chances with 9 assists...played 10 games in center field, handling 13 chances without an error.
- Earned his 3rd Gold Glove in 4 years, recording a 6.5 WAR that ranked 5th among all NL position players.
- Slugged .318 (76-for-239) with a .397 on-base percentage and an .866 OPS in the season's second half...after hitting .217 (18-for-83) in April, batted .284 or better in each of the season's final five months...hit .326 (29-for-89) with an .881 OPS in June...recorded his 6th career multi-homer effort on August 16 vs. MIA.

POSTSEASON: Hit .357 (5-for-14) with a home run, 2 RBI, a .438 on-base percentage, a .643 slugging mark and a 1.081 OPS in the 4-game NLDS against the Cubs.

2014

- Sported a .271/.351/.384 slash line, including 26 doubles, 11 home runs, 58 RBI and 40 extra base hits...his 155 hits and .271 batting average were 2nd on the Braves behind Freddie Freeman (175 H, .288).
- After a slow start, posted a .286 average over his final 134 games (from April 19 on), lifting his season batting average from .336 to .271.
- Earned his second career Rawlings Gold Glove as a right fielder and was a Platinum Glove finalist in the NL...racked up a .997 fielding percentage, committing only 2 errors in 375 total connections.
- His nine outfield assists tied for the most in the N.L. among RF players (100+ games)
- Had two 11-game hit streaks: May 11-23 (.381, 16-42) and May 26-June 7 (.354, 17-48), 1 G short of his career high 12 in 2012...during that span (May 11-June 7) had hits in 22 of 24 games, batting .340 (33-97) with 5 of his 11 homers coming during that time.
- Tied for the Atlanta team lead with 20 steals, 1 shy of his career high of 21 in 2012.
- His 44 multi-hit games were T19th in the NL and he produced 23 multi-hit games in 62 contests from July 8 to end of season, batting .313 (73-for-233) during that span.
- Reached base safely in 100 of 117 games with an AB (.288) from May 9 to end of season.
- After a .309 July (25-81), his best month came in August

when he hit .330 (35-106).

- Missed 4 games Sept 19-22 after being HBP on his left thumb Sept 17 vs. WSH.

2013

- Batted .254 (97-for-382) with 14 home runs and 38 RBI in 104 games.
 - Appeared in 86 games in right field, including 76 starts, and 20 games in centerfield, all starts...notched a perfect fielding percentage in both right (176 total chances) and center field (39 total chances).
 - From July 1 through the end of the year, he reached base safely via hit, walk or hit-by-pitch in 40 of 47 games.
 - Placed on the DL on April 23 after undergoing appendectomy surgery on April 22 in Denver, CO...played in 5 rehabilitation games with Triple-A Gwinnett and was activated off the disabled list on May 17.
 - Posted a .305 batting average (40-for-131) with 9 doubles, 7 home runs and 17 RBI post All-Star break...his on-base percentage was .397 with a .932 OPS.
 - During a 19-game span, from July 28-Aug 17, owned a .400 (30-for-75) average with 6 doubles, 5 homers - including 4 from the leadoff spot - 15 RBI, eight walks and 23 runs scored to go with a .457 on base percentage from the No. 1 spot in the lineup.
 - Set career highs in hits (5) and extra-base hits (4) and matched his career high with 3 doubles in Sept 26 game vs. PHI. Also on 9/26, drilled his third career - and third of the season - leadoff homer.
 - Had his first multi-homer game came June 10 at SD.
- POSTSEASON:** Started all 4 games of the NLDS vs. LAD and went 3-for-18 (.167) with 1 home run, 4 RBI and 1 run scored from the leadoff position.

2012

- Bounced back from an injury-plagued 2011 by setting career highs in games (158), at bats (587), runs (93), hits (158), doubles (30), triples (six), home runs (27), RBI (82) and stolen bases (21).
- Amassed a .269/.335/.479 slash line.
- Won his first career NL Gold Glove Award after recording 11 outfield assists in right field, tied for third-best in the NL. Became the first Brave to win the award since 2007 (Andruw Jones and Jeff Francoeur).
- Named NL Player of the Week for June 18-24, after batting an NL-best .522 (12-for-23, three HR) during the span.
- Batted .300 (105-for-350) with 20 home runs vs. right-handed pitchers, compared to .224 (53-for-237) with 7 home runs against lefties.
- Collected his 2nd and 3rd career multi-homer games in a

JASON HEYWARD



2-week span after hitting a pair of solo home runs on June 7 at MIA, and following with 2 home runs at NYY on June 20.

- Tied a career high with 4 RBI on Sept. 22 at PHI, going 2-for-4 with a double and a walk in an 8-2 win...hit .455 (20-for-44) with 4 home runs during a career-best 12-game hitting streak from June 13-27.

2011

- In his sophomore Major League season, battled through injuries, batting .227 (90-for-396) with 18 doubles, 14 home runs and 42 RBI in 128 games.
- Was placed on the DL on May 24 (retro: May 22) and missed 18 games with right shoulder soreness.
- Hit a solo home run in his first at-bat on March 31 at WSH for his second home run in as many opening days...became just the second player in Major League history to hit a home run in his first at-bat in each of his first 2 seasons.
- Played 122 games in right field (106 GS), garnering a .974 fielding percentage...committing 6 errors over 228 total

chances over 990.1 innings.

- Hit his first career grand slam and tied his career RBI high (4, 4x) on Aug. 23 at CHC...over an 8-game span from April 22-30, went 14-for-35 (.400) with 3 homers, 7 RBI, a .447 on base percentage and a .714 slugging percentage...in 292 at-bats vs. right-handed pitchers batted .240, compared to .192 (20-for-104) vs. left-handed pitchers.

2010

- Became only the second Braves rookie to make his MLB debut in the opening day lineup since 1981 (OF Jordan Schafer, 2009).
- In his first Major League season, hit .277 (144-for-520) with 29 doubles, five triples, 18 homers and 72 RBI in 142 games.
- Appeared in 140 games in right field (136 starts)...posted a .976 fielding percentage, committing six errors over 246 total chances in 1196.1 innings.
- Clubbed a three-run homer in his first Major League plate appearance on April 5 vs. the Cubs off of Carlos Zambrano...

JASON HEYWARD

became the 6th player in Atlanta history to homer in his first plate appearance (Bob Horner in 1978, Jermaine Dye in 1996, Marty Malloy in 1998, Jeff Francoeur in 2005 and Jordan Schafer in 2009) and the 11th player in franchise history to hit a homer in his MLB debut.

- Led all rookies with 3 triples, 19 RBI, 19 runs and 3 SB...he also T-1st with 4 HR and 16 BB while pacing NL rookies with a .337 batting average.
- Selected to the NL All-Star team as a starter...did not play due to injury.
- Garnered NL Rookie of the Month honors for May after leading all rookies with 6 HR and 19 RBI, and finishing T-9th in the Majors in RBI...was also named NL Rookie of the Month for April to become the first rookie since CHI's Geovany Soto in 2008 (April/August) to win the award twice in a season, and the first since MIL's Ryan Braun in 2007 (June/July) to win the award in consecutive months.

2007-09

- Split **2009** between Advanced-A Myrtle Beach (49 G) and Double-A Mississippi (47 G) before being promoted for a short stint to Triple-A Gwinnett (3 G)...with Advanced-A Myrtle Beach, batted .296 (56-for-189) with 10 home runs and 22 extra base hits...with Double-A Mississippi, slashed .352/.446/.611 for 13 doubles, seven homers, and 30 RBI...with Triple-A Gwinnett, went 4-for-11 for a .364 batting average...participated in the 2009 Futures Game in St. Louis and went 1-for-2...was selected to the Carolina League All-Star team...collected 34 hits, including 11 doubles, three home runs, 19 RBI, 14 walks and posted a 1.230 OPS in 22 July contests en route to being named the Braves organization Mississippi Player of the Month.
- Spent majority of the **2008** season with Single-A Rome Braves (120 G) before being promoted to Advanced-A Myrtle Beach (7 G) on August 25...with Single-A Rome, slashed .323/.388/.483 with 27 doubles, 11 home runs, and 52 RBI...with Advanced-A Myrtle Beach, hit .182 (4-for-22) including two doubles...played a majority of games in right

field (103 G, 102 GS)...registering a .961 fielding percentage, committing nine errors over 230 total chances...named Single-A Rome April Player of the Month, hitting .330 (33-for-100) with 3 HR, 16 RBI and 7 SB in 26 games...awarded Single-A Rome Braves Player of the Year...hit over .300 in every month except for July at Rome: April (.330), May (.345), June (.315), July (.250), August (.386)...amassed a season-high 11 game hitting streak from May 7-19 (.386 with 5 doubles and 2 home runs)...notched 42 multi-hit games with Rome, including two 4-hit games (April 20 vs. SAV and May 27 at HIC)...while with Rome he hit .351 (33-for-94) off LHP with 4 HR and .315 (112-for-355) with 7 HR vs. RHP...boasted a season-high 5 RBI to go with 3 hits and a home run on June 30 vs. Columbus.

- Made his professional debut in **2007** and played in 8 games for the Braves Rookie-Level GCL Braves and 4 games for Rookie-Level Danville Braves...combined to hit .302 (13-for-43) with 1 home run and 6 RBI...homered in his first professional game on August 16.

PERSONAL

- Married to Verdana Heyward, welcomed son Messi in March 2022 and son Slaš in December 2023.
- Graduated from Henry County (McDonough, Ga.) High School.
- His father, Eugene, played basketball at Dartmouth College.
- Wears uniform number 22 to honor his high school teammate, Andrew Wilmot, from the 2005 Georgia State championship team who was tragically killed in an auto accident.

JASON HEYWARD



JASON HEYWARD CAREER BATTING

Season	Team	League	AVG	G	AB	R	H	2B	3B	HR	RBI	BB	SO	SB	CS	OBP	SLG	OPS	PA	HBP	SAC	SF	GIDP
2010	ATL	MLB	.277	142	520	83	144	29	5	18	72	91	128	11	6	.393	.456	.849	623	10	0	2	13
2011	ATL	MLB	.227	128	396	50	90	18	2	14	42	51	93	9	2	.319	.389	.708	456	4	0	3	7
2012	ATL	MLB	.269	158	587	93	158	30	6	27	82	58	152	21	8	.335	.479	.814	651	2	0	3	4
2013	ATL	MLB	.254	104	382	67	97	22	1	14	38	48	73	2	4	.349	.427	.776	440	8	1	0	7
2014	ATL	MLB	.271	149	573	74	155	26	3	11	58	67	98	20	4	.351	.384	.735	649	6	0	3	2
2015	STL	MLB	.293	154	547	79	160	33	4	13	60	56	90	23	3	.359	.439	.798	610	2	0	3	13
2016	CHC	MLB	.230	142	530	61	122	27	1	7	49	54	93	11	4	.306	.325	.631	592	5	1	2	12
2017	CHC	MLB	.259	126	432	59	112	15	4	11	59	41	67	4	4	.326	.389	.715	481	3	2	2	8
2018	CHC	MLB	.270	127	440	67	119	23	4	8	57	42	60	1	1	.335	.395	.730	489	2	2	2	7
2019	CHC	MLB	.251	147	513	78	129	20	4	21	62	68	110	8	3	.343	.429	.772	589	5	0	3	12
2020	CHC	MLB	.265	50	147	20	39	6	2	6	22	30	37	2	0	.392	.456	.848	181	2	0	2	1
2021	CHC	MLB	.214	104	323	35	69	15	2	8	30	27	68	5	1	.280	.347	.627	353	3	0	0	4
2022	CHC	MLB	.204	48	137	15	28	5	1	1	10	11	32	1	0	.278	.277	.555	151	3	0	0	3
2023	LAD	MLB	.269	124	334	56	90	23	0	15	40	34	64	2	2	.340	.473	.813	377	3	0	3	7
2024	LAD	MLB	.208	63	173	25	36	10	2	6	28	17	36	4	0	.289	.393	.682	197	4	0	3	3
2024	HOU	MLB	.218	24	55	8	12	2	0	4	9	5	17	1	0	.283	.473	.756	61	0	0	0	0
2024	2 Teams	MLB	.211	87	228	33	48	12	2	10	37	22	53	5	0	.288	.412	.700	258	4	0	3	3
Career	5 Teams	MLB	.256	1790	6089	870	1560	304	41	184	718	700	1218	125	42	.337	.410	.747	6900	62	6	31	103

POSTSEASON (COMBINED)

Season	Team	League	AVG	G	AB	R	H	2B	3B	HR	RBI	BB	SO	SB	CS	OBP	SLG	OPS	PA	HBP	SAC	SF	GIDP
2010	ATL	MLB	.125	4	16	0	2	0	0	0	0	1	8	0	0	.176	.125	.301	17	0	0	0	1
2012	ATL	MLB	.200	1	5	0	1	1	0	0	0	0	1	0	0	.200	.400	.600	5	0	0	0	0
2013	ATL	MLB	.167	4	18	1	3	0	0	1	4	0	7	0	0	.167	.333	.500	18	0	0	0	0
2015	STL	MLB	.357	4	14	2	5	1	0	1	2	2	2	0	0	.438	.643	1.081	16	0	0	0	0
2016	CHC	MLB	.104	16	48	4	5	1	1	0	1	1	13	4	0	.140	.167	.307	50	1	0	0	1
2017	CHC	MLB	.118	8	17	1	2	0	0	0	0	3	3	0	0	.286	.118	.404	21	1	0	0	0
2018	CHC	MLB	.000	1	3	0	0	0	0	0	0	0	1	0	0	.000	.000	.000	3	0	0	0	0
2020	CHC	MLB	.286	2	7	0	2	1	0	0	0	0	1	0	0	.375	.429	.804	8	1	0	0	0
2023	LAD	MLB	.000	3	7	0	0	0	0	0	0	0	4	0	0	.000	.000	.000	7	0	0	0	0
2024	HOU	MLB	.000	2	3	0	0	0	0	0	0	0	2	0	0	.000	.000	.000	3	0	0	0	0
Career	5 Teams	MLB	.145	45	138	8	20	4	1	2	7	7	42	4	0	.203	.232	.435	148	3	0	0	2

CAREER TRANSACTIONS

OPTIONS USED: 0/3

- 2007** Signed by ATL as a 1st-round selection (14th overall) in the First-Year Player Draft, June 7
- 2014** Acquired by STL from CHC along with Jordan Walden in exchange for Tyrell Jenkins and Shelby Miller, November 17
- 2015** Signed by CHC as a Major League free agent, December 15
- 2022** Signed by LAD as a minor league free agent, December 7
- 2023** Signed by LAD as a Major League free agent, December 6
- 2024** Signed by HOU as a Major League free agent, August 29
- 2025** Signed by SD as a Major League free agent, February 11



JAKE HIGGINBOTHAM

NRI

Height: 6-0 Bats: L

Weight: 208 Throws: L

[higgin-BAH-thumb]

@jake_higg

@jake_higg

65
LHP

Full Name	Jake Michael Higginbotham
Date of Birth	January 11, 1996 in Buford, GA
Current Residence	Hoschtan, Georgia
2025 Opening Day Age	29
MLB Service Time	0.000
How Obtained	Signed as a minor league free agent on December 20, 2024
Contract Status	Signed through 2025

QUICK HITS

- Signed a minor league deal with the Padres on December 20, 2024, including an invite to Major League Spring Training for the 4th consecutive season.
- Across parts of six professional seasons, has pitched to a 14-16 record with a 3.46 ERA (106 ER, 275.1 IP), an opponents' average of .245 (256-for-1043) and 294 strikeouts to 94 walks in 183 appearances (three starts).
- Spent this past winter with LIDOM's Águilas Cibaeñas, where he did not allow an earned run across his 10.2 innings pitched (12 G) and held batters to a .121 average with 12 strikeouts and four walks.

2024 SEASON

- Spent the 2024 season with Double-A Erie (DET), pitching to a 2-5 record with a 4.33 ERA (30 ER, 62.1 IP) and 78 strikeouts to just 12 walks across 41 appearances (two starts)...produced a 29.4% strikeout rate to a 4.5% walk rate.
- Threw a shutout inning with two strikeouts as part of a combined no-hitter on July 20, replacing starter Jackson Jobe after his 6.0-scoreless innings...marked the fifth no-hitter in SeaWolves history and their first since the 2019 season.
- Best stretch of the season came towards the end of April when he recorded 14-straight outings (22.0 IP) without surrendering an earned run (April 21 to June 13)...recorded 24 strikeouts to just three walks with a 0.80 WHIP and held opponents to a .163 clip (13-for-80).
- In 39 games out of the bullpen, Higginbotham had a 2-4 record with a 3.92 ERA (25 ER, 57.1 IP) with 71 strikeouts to 11 walks, compared to an 0-1 record with a 9.00 ERA (5 ER, 5.0 IP) with seven strikeouts and one walk in two starts.
- Appeared in three playoff games with Erie, including one start against Akron where he opened the game with 1.0-shutout inning with two strikeouts...in all, went 0-0 with a 10.80 ERA (2 ER, 1.2 IP) with three strikeouts.
- Joined the Águilas Cibaeñas in the Dominican Winter League, where the left-hander did not surrender an earned run across his 12 outings (10.2 IP), earning a 1-0 record with a hold...he held batters to a .121 average against and struck out 12 while walking four.
- Appeared in his third consecutive Spring Training...pitched twice in Grapefruit League actions...was also featured on the Tigers roster for the MLB Breakout Series game, but did not

ACCOLADES

Appalachian League Pitcher of the Week (2018, Danville)

appear in the game.

- Elected free agent at the end of the 2024 season and later signed as a free agent to a Minor League deal on Dec. 20 with SD.

2023

- In his first season with DET, played across three levels during the 2023 season between Single-A Lakeland, Double-A Erie and Triple-A Toledo...across 39 games (one start), he went 3-1 with a 2.97 ERA (19 ER, 57.2 IP) with 53 strikeouts to 24 walks.
- Was placed on the Injured List on June 19 (retroactive to June 18) and finished the year strong when he was reinstated a month later...in his final 16 games, he allowed one-or-fewer runs in 14 of the 16 games, including 12-scoreless outings.
- In six September games, he allowed just one run and five hits, keeping hitters to a .200 cap and a 1.23 ERA.
- Played in his second-straight Spring Training, making three appearances across 11 innings pitched...surrendered six runs (five earned) off four hits and two walks while striking out one.

2022

- Earned his first non-roster invite to Spring Training with the Braves in his final season with ATL...in three Spring games, surrendered one run across 3.2 innings (2.45 ERA) with a 0.27 WHIP and a .091 average against (1-for-11).
- Spent the entire season with the Double-A Mississippi, throwing in a career-high 48 games...he threw 51.1 innings and surrendered 30 runs (27 earned) throughout the season for a 4.73 ERA and converted three of five save opportunities.
- In 19 games between May and June, went 2-1 with a 2.57 ERA (6 ER, 21.0 IP) and a 1.24 WHIP (21 H, 5 BB)...did not surrender a run in 16 of the 19 games and struck out 20, while walking just five batters.
- Traded from the Atlanta Braves along with 3B Justyn-Henry Malloy to the Detroit Tigers for RHP Joe Jiménez and cash on Dec. 7, 2022.

JAKE HIGGINBOTHAM



2021

- Due to injury, threw in just nine games across three levels with Rookie FCL Braves, High-A Rome and Double-A Mississippi...did not surrender a run in 11.1 innings with a 0.26 WHIP (1 H, 2 BB), .029 opponents' average and striking out 16 to just two walks.
- Started the season with Double-A Mississippi before being placed on the Injured List.
- Recorded a shutout inning as part of the Mississippi Braves championship-clinching Game 5 win over the Montgomery Biscuits...the battery combined to retire 20-straight batters from the third inning to the ninth...it was their second Southern League Championship in team history and their first since 2008.

2020

- Did not play during the 2020 season due to the COVID-19 pandemic.

2018-19

- In his first full professional season, earned a career-high four wins and 4 saves during the **2019** season with Full-A Rome, donning a 3.07 ERA (20 ER, 58.2 IP) with 63 strikeouts to 26 walks.

- Was drafted in the 11th round in the **2018** MLB First-Year Player Draft out of Clemson University...spent his first professional season with the Danville Braves, throwing a career-best 2.65 ERA (10 ER / 34.0 IP), holding opponents to a .211 clip (27-for-128).

PERSONAL

- Comes from a family of athletes...his father, Mike (football), and mother, Meloney (volleyball), played at Duke University...his sister, Megan, was a swimmer at TCU...his cousin, Austin, played baseball at Wofford.
- Also married an athlete...his wife, Summer, is a former Clemson and Atlanta Falcons cheerleader.
- While at Clemson, threw 113.2 innings over 24 appearances (23 starts) with a 9-1 record and a 3.80 ERA...majored in bioengineering.
- Prior to his time at Clemson, was drafted in the 27th round (No. 809 overall) by the New York Mets.
- A three-time letter winner at Buford High School, he was named a first team All-American by Louisville Slugger and USA Today as a senior, the Gwinnett Daily Post Pitcher of the Year, the All-Area Pitcher of the Year and won one state championship and two region titles.

JAKE HIGGINBOTHAM CAREER PITCHING

Season	Team	Level	W	L	ERA	G	GS	CG	SV	SVO	IP	H	R	ER	HR	HB	BB	SO	WHIP	AVG	AB	WP	GDP	TBF	NP-S
2018	DAN	ROK	2	1	2.65	13	0	0	1	3	34.0	27	12	10	4	1	12	36	1.15	.211	128	2	2	142	517 - 336
2019	ROM	A(Full)	4	4	3.07	33	0	0	4	5	58.2	52	27	20	5	3	26	63	1.33	.242	215	4	5	248	983 - 608
2021	F-BRV	ROK	1	0	0.00	2	0	0	0	0	2.0	0	0	0	0	0	1	2	0.50	.000	6	0	0	7	15 - 10
2021	ROM	A+	0	0	0.00	6	0	0	0	0	7.1	1	0	0	0	0	1	11	0.27	.045	22	0	1	23	90 - 62
2021	MIS	AA	0	0	0.00	1	0	0	0	0	2.0	0	0	0	0	0	0	3	0.00	.000	6	0	0	6	27 - 22
2021	3 Teams	Minors	1	0	0.00	9	0	0	0	0	11.1	1	0	0	0	0	2	16	0.26	.029	34	0	1	36	132 - 94
2022	MIS	AA	2	5	4.73	48	0	0	3	5	51.1	59	30	27	5	1	18	48	1.50	.291	203	2	6	226	871 - 555
2023	LAK	A	1	0	0.00	3	1	0	0	0	4.2	1	0	0	0	0	1	5	0.43	.071	14	0	1	15	53 - 38
2023	ERI	AA	2	1	3.31	35	0	0	0	2	51.2	52	20	19	4	3	22	46	1.43	.265	196	1	5	225	862 - 550
2023	TOL	AAA	0	0	0.00	1	0	0	0	0	1.1	1	0	0	0	1	1	2	1.50	.200	5	0	0	7	28 - 18
2023	3 Teams	Minors	3	1	2.97	39	1	0	0	2	57.2	54	20	19	4	4	24	53	1.35	.251	215	1	6	247	943 - 606
2024	ERI	AA	2	5	4.33	41	2	0	3	10	62.1	63	33	30	10	3	12	78	1.20	.254	248	3	2	265	1025 - 690
Career	8 Teams	Minors	14	16	3.46	183	3	0	11	25	275.1	256	122	106	28	12	94	294	1.27	.245	1043	12	22	1164	4471 - 2889

CAREER TRANSACTIONS

OPTIONS USED: 0/3

- 2018** Drafted by ATL as a 11th-round selection in the First-Year Player Draft, June 19
- 2022** Acquired by DET along with 3B Justyn-Henry Hallow in exchange for RHP Joe Jiménez and cash considerations, December 7
- 2024** Signed by SD as a minor league free agent, December 20



BRYAN HOEING

Height: 6-6 Bats: R
Weight: 217 Throws: R

[HOH-eeng]
@bryanhoeing

78

RHP

Full Name	Bryan Jerome Hoeing
Date of Birth	October 19, 1996 in Batesville, Indiana
Current Residence	Batesville, Indiana
2025 Opening Day Age	28
MLB Service Time	2.015
How Obtained	Acquired along with LHP Tanner Scott from MIA in exchange for INFs Jay Beshears and Graham Pauley, RHP Adam Mazur and LHP Robby Snelling on July 30, 2024
Contract Status	Signed through 2028

- ### QUICK HITS
- After being acquired by SD from MIA as 1 of the club's 4 trade deadline deals in 2024, he went scoreless in 15 of 18 appearances as a Padre, owning a 1-1 record with 2 holds, 1.52 ERA, 0.80 WHIP and .173 opponents' AVG.
 - In his 32 total relief outings in '24 (18 w/ SD and 14 w/ MIA), he posted a 1.51 ERA, .180 opponents' AVG and 0.88 WHIP - the only NL reliever to record those marks (ERA, opp. AVG and WHIP) across at least 30 relief outings, joining 4 AL relievers: CLEs Emmanuel Clase and Hunter Gaddis, TB Edwin Uceta and TEX Kirby Yates.
 - Drafted twice (by ARI in '15 and SF in '18) before signing as a 7th-round selection in the 2019 First-Year Player Draft by MIA.

- ### 2024 SEASON
- Acquired by SD along with LHP Tanner Scott in 1 of the club's 4 deadline deals...went scoreless in 15 of 18 app for SD, owning a 1-1 record with 2 holds, 1.52 ERA, 0.80 WHIP and .173 opponents' AVG.
 - In his 32 total relief outings (18 w/ SD and 14 w/ MIA), he posted a 1.51 ERA (8 ER, 47.2 IP), .180 opponents AVG and 0.88 WHIP...was the only NL reliever to record those marks (ERA, opp. AVG and WHIP) across at least 30 relief outings this season, joining 4 AL relievers: CLE Emmanuel Clase, CLE Hunter Gaddis, TB Edwin Uceta and TEX Kirby Yates.
 - Made 2 starts with MIA, striking out 4 and walking 1 across 3.0 innings on July 5 vs. CWS...allowed 4 ER on July 10 @ HOU across a season-high 62 pitches.
 - Owned reverse splits, allowing just 2 XBH (2B, HR) and a .134 AVG to LHH while RHH had 8 XBH (4 2B, 3B & 3 HR) at a .264 clip.
 - Limited opponents to a .160 clip (8-50) with RISP and a .120 clip (3-25) with RISP/2 out...got out of both of his 2 bases loaded jams unscathed.
 - In his 32 relief outings, he allowed just 2 hits and 1 walk (2-for-31; .065 AVG) to the first 32 batters he faced.
 - Allowed just 1 of his 14 inherited runners to score as a Padre (7.1 IRS%), and including his time with MIA, 2 of 20 (10.0 IRS%) on the season.
 - Posted a career-best 14.1-scoreless IP streak across parts of 9 app from July 10-Aug. 14 between MIA and SD.
 - Per Statcast, relied on 4 pitches: sinker (50.5%), slider

(22.9%), split finger (20.6%) and four-seamer (6.0%).

POSTSEASON: Made his Postseason debut in '24 and picked up the winning decision in his 1st career Postseason appearance in G2 of the NLWC series-clinching victory vs. ATL on Oct. 2 in relief of Joe Musgrove, allowing 1 run (solo HR - Jorge Soler) across 1.1 IP and 27 pitches.

- Allowed a hit and walk in 0.2 IP and 16 pitches in G1 of the NLDS @ LAD in SD's 7-5 defeat...was the first reliever in relief of Dylan Cease in G4 of the NLDS in SD's 8-0 defeat vs. LAD... allowed a 2-run HR to Will Smith as part of his 3 hits allowed.

- ### 2023
- Finished his second season with the Marlins with a 2-3 record and a 5.48 ERA (43 ER, 70.2 IP) in 33 appearances (7 starts)...struck out a career-high 53 batters.
 - Went 0-2 with 6.59 ERA (21 ER, 28.2 IP) in 7 starts, allowing 12 BB with 19 SO...held batters to a .259 AVG (29-112).
 - Made 26 relief appearances, going 2-1 with a 4.71 ERA (22 ER, 42.0 IP) with 34 strikeouts...held batters to a .259 AVG.
 - LHH went 31-106 (.292) against Hoeing with a .980 OPS, while RHH batted .238 (40-168) with a .728 OPS.
 - Matched his career high in strikeouts with 5 on Aug. 27 vs. WSH...recorded the win, tossing 4.0 innings, and allowing 1 run on 4 hits and 1 walk.
 - Optioned to Triple-A Jacksonville on July 29 and recalled on Aug. 14...made 1 relief appearance and 1 start for JAX, going 1-0 with a 2.70 ERA (4 ER, 13.1 IP).
 - Pitched 5.0 scoreless and hitless innings vs. PIT on June 24, allowing 3 walks and striking out 2 batters in a 4-3 Marlins win...matched his career high in innings pitched set on April 30 vs. CHC in his first start of the year.
 - Had a career-high 9.0-inning scoreless streak from June 19-24...during the stretch, held opponents to a .103 AVG (3-29) with 3 walks and 7 strikeouts.
 - Made his season debut on April 25 at ATL in a relief appearance...threw 3.2 innings and allowed 4 runs on 6 hits with 2 walks and 2 strikeouts.
 - Began the season with JAX, making 3 starts (4 appearances) and owned a 2.08 ERA (4 ER, 17.1 IP) with 2 walks and 20 strikeouts...had contract selected by the Marlins on April 25.

- ### 2022
- Made 8 appearances (1 GS) w/ MIA after making his ML debut and 1st career start on Aug. 20 at LAD (3.0 IP, 8 H, 7 R).

BRYAN HOEING



- Recorded his 1st career win on Sept. 12 (G2 of DH) vs. TEX.
- Allowed 17 ER in 12.2 IP (12.08 ERA) with 5 walks and 6 strikeouts across 3 stints in the Majors.
- In 22 appearances (21 starts) between Double-A Pensacola and Triple-A Jacksonville, combined to go 9-6 with a 4.06 ERA (54 ER, 119.2 IP) with 39 walks and 75 strikeouts.
- Started the year with Pensacola, allowing 1 run in his first 4 starts...went 7.0 innings twice in that span (71 IP on April 17 and 7.0 IP on May 1)...was promoted to Triple-A and made his first start there on May 7.

- In his first professional season in **2019**, made 9 appearances in relief for Short-Season Class-A Batavia, going 0-2 with a 4.43 ERA (11 ER, 22.1 IP), 17 SO-5 BB and a .295 opponents' AVG.

PERSONAL

- Played 3 years at the University of Louisville, where he held a 3.24 ERA in 57 appearances.
- Selected in the 32nd round of the 2015 First-Year Player Draft by Arizona, but opted to go to college.
- Selected by San Francisco in the 36th round of the 2018 Draft, but returned to college...named All-State in Illinois as a high school basketball player and selected as a 2014 Under Armour All-American at Batesville HS.
- Grew up a Cincinnati Reds, Indianapolis Colts, and Indiana Pacers fan.
- His mom, Donna, played college basketball at Ball State.. his cousin, Alex Meyer, was a 1st-round selection of the Nationals in the 2011 First-Year Player Draft and played in the Majors for the Twins and Angels.

2019-21

- Spent entire **2021** season at High-A Beloit, leading the team in innings pitched, wins and strikeouts...led the league with 121.0 innings pitched and posted the 9th-best ERA among qualified pitchers in the High-A Central division...ranked 2nd in system in BB/9 (1.79) among qualified pitchers and had the 2nd highest ground ball pct. (55.7%) in the MIA system.
- Did not pitch in **2020** due to the COVID-19 pandemic.

BRYAN HOEING CAREER PITCHING

Season	Team	Level	W	L	ERA	G	GS	CG	SV	SVO	IP	H	R	ER	HR	HB	BB	SO	WHIP	AVG	AB	WP	GDP	TBF	NP-S
2019	BAT	A(Short)	0	2	4.43	9	0	0	0	1	22.1	26	12	11	1	2	5	17	1.39	.295	88	3	0	98	318 - 222
2021	BEL	A+	7	6	4.83	22	22	0	0	0	121.0	130	72	65	13	6	24	96	1.27	.267	487	6	6	522	1893 - 1244
2022	PNS	AA	2	1	0.35	4	4	0	0	0	25.2	20	4	1	0	3	4	26	0.94	.211	95	1	3	102	364 - 244
2022	JAX	AAA	7	5	5.07	18	17	0	0	0	94.0	100	56	53	14	6	35	49	1.44	.280	357	2	17	406	1459 - 889
2022	MIA	MLB	1	1	12.08	8	1	0	0	0	12.2	19	17	17	5	0	5	6	1.89	.352	54	1	1	61	267 - 166
2022	2 Teams	Minors	9	6	4.06	22	21	0	0	0	119.2	120	60	54	14	9	39	75	1.33	.265	452	3	20	508	1823 - 1133
2023	JAX	AAA	1	0	2.35	7	4	0	0	0	30.2	25	10	8	3	0	4	37	0.95	.219	114	2	2	120	433 - 297
2023	MIA	MLB	2	3	5.48	33	7	0	0	0	70.2	71	45	43	13	2	25	53	1.36	.259	274	1	5	304	1125 - 704
2024	JUP	A	0	0	0.00	1	0	0	0	0	2.0	1	0	0	0	0	2	0.50	.143	7	1	0	7	31 - 20	
2024	JAX	AAA	2	1	4.82	5	1	0	0	0	9.1	11	6	5	0	0	5	10	1.71	.282	39	2	0	44	171 - 108
2024	MIA	MLB	1	2	2.70	16	2	0	0	0	30.0	29	10	9	2	0	9	25	1.27	.252	115	4	2	124	477 - 308
2024	SD	MLB	1	1	1.52	18	0	0	0	0	23.2	14	5	4	2	0	5	18	0.80	.173	81	4	3	86	305 - 201
2024	2 Teams	MLB	2	3	2.18	34	2	0	0	0	53.2	43	15	13	4	0	14	43	1.06	.219	196	8	5	210	782 - 509
2024	2 Teams	Minors	2	1	3.97	6	1	0	0	0	11.1	12	6	5	0	0	5	12	1.50	.261	46	3	0	51	202 - 128
Career	2 Teams	MLB	5	7	4.80	75	10	0	0	0	137.0	133	77	73	22	2	44	102	1.29	.254	524	10	11	575	2174 - 1379
Career	5 Teams	Minors	19	15	4.22	66	48	0	0	1	305.0	313	160	143	31	17	77	237	1.28	.264	1187	17	28	1299	4669 - 3024

POSTSEASON (COMBINED)

Season	Team	Level	W	L	ERA	G	GS	CG	SV	SVO	IP	H	R	ER	HR	HB	BB	SO	WHIP	AVG	AB	WP	GDP	TBF	NP-S
2024	SD	MLB	1	0	10.13	3	0	0	0	0	2.2	5	3	3	2	0	1	2	2.25	.385	13	0	0	14	57 - 35
Career	SD	MLB	1	0	10.13	3	0	0	0	0	2.2	5	3	3	2	0	1	2	2.25	.385	13	0	0	14	57 - 35

CAREER TRANSACTIONS

OPTIONS USED: 1/3

- 2015** Drafted by ARI as a 32nd-round selection in the First-Year Player Draft (did not sign)
- 2018** Drafted by SF as a 36th-round selection in the First-Year Player Draft (did not sign)
- 2019** Signed by MIA as a 7th-round selection in the First-Year Player Draft, July 5
- 2024** Acquired by SD from MIA along with LHP Tanner Scott in exchange for INFs Jay Beshears and Graham Pauley, RHP Adam Mazur and LHP Robby Snelling, July 30



JOSE IGLESIAS

NRI

Height: 5-11	Bats: R
Weight: 198	Throws: R

7 INF

X	@JoseIglesias_SS
📧	@joseIglesias_ss

Full Name	Jose Antonio Iglesias
Date of Birth	January 5, 1990 in La Habana, Cuba
Current Residence	North Miami, Florida
2025 Opening Day Age	35
MLB Service Time	10.158
How Obtained	Signed as a minor league free agent on March 6, 2025
Contract Status	Signed through 2025

QUICK HITS

- Enters 2025 with 10.158 years of Major League service time after signing a minor league free agent contract with the Padres on March 6.
- Was a key contributor to the Mets' 2nd-half turnaround in 2024, with his song "OMG" becoming the club's rally tune as the team made its 1st NLCS appearance since 2015.
- Is a career .283 hitter with 51 home runs and 392 RBI in 1,181 games over 12 seasons in the Majors with BOS (2011-13, 2021), DET (2013-18), CIN (2019), BAL (2020), LAA (2021), COL (2022) and NYM (2024).
- Was a Rawling's Gold Glove finalist at shortstop with Detroit in 2016.
- Named an American League All-Star as a shortstop in 2015.
- Finished 2nd in the 2013 American League Rookie of the Year Voting next to Tampa Bays' Wil Myers.
- Made his Major League debut with Boston at 19 years old in his 3rd professional season in 2011.

2024 SEASON

- Had his contract selected from Triple-A Syracuse on May 31 and remained on the Mets' Major League roster for the remainder of the season.
- Ranked 4th in the Majors in average from his season debut on May 31 to the end of the season (min. 200 AB).
- Batted .387 (36-for-93) in his first 35 games with the Mets... the best mark in franchise history by a player in their 1st 35 games with the club (min. 75 AB).
- Hit .375 (21-for-56) with RISP - good for the 2nd-best clip in the Majors (min. 50 AB w/ RISP).
- His .402 (37-for-92) average vs. left-handed pitchers led all Major League bats and was the 3rd-best mark in Mets history (min. 75 AB vs. LHP).
- Held the best home batting average in the Majors with his .404 (44-for-109) average at Citi Field, which ranked as the 2nd-best clip in Mets' history (min. 75 home AB).
- Hit safely in a career-high, 22-straight games from Sept. 6 to the end of season...batted .395 (34-for-86) during the span... it T-2nd-longest hitting streak during the 2024 season and was the 9th-longest hitting streak in Mets history.

ACCOLADES

American League All-Star (2015, DET)

AL Rookie of the Month (June 2013, BOS)

Tigers Rookie of the Year (2013)

Baseball America Major League All-Rookie Team (2013, BOS)

International League Post-Season All-Star (2012, Pawtucket)

AFL All-Prospect Team (2010, Peoria)

AFL Rising Stars (2010, Peoria)

- Laced a game-tying single in the 8th inning in the Mets Postseason-clinching victory on Sept. 30 @ ATL.

POSTSEASON: Batted .227 (10-for-44) with 3 RBI over 12 games (11 GS).

- Recorded a game-tying infield single in the 5th inning in Game 1 of the NL Wild Card Series @ MIL.
- Lined a 2-run single in Game 3 of the NLCS vs. PHIL.


2023

- Split the season between the Marlins and Padres organizations, but did not appear in a Major League game.
- Signed a minor league free agent contract with the Padres on May 30.
- Appeared in 28 games with Triple-A El Paso, where he batted .317 (22-for-135) with 22 runs, 13-2B, 1-3B, 4 HR and 27 RBI with a .356 OBP and .537 SLG.

2022

- Named the Rockies' Opening Day shortstop and proceeded to hit .292 (128-for-439) across 118 games - good for the 9th-highest clip in the NL (min. 400 AB).
- Sported a .354 (35-99) average with RISP, which ranked as the 7th-highest mark in the Majors.
- Recorded his 1,000th career hit on July 11 vs. SD with an RBI 2B in the 8th inning, becoming the 19th Cuban-born player to reach the 1,000-career hit plateau.
- Drove in a career-high 6 RBI on July 13 vs. SD to join Trevor Story and Troy Tulowitzki as the only shortstops in Rockies' franchise history with 6 or more RBI in a game.

JOSE IGLESIAS



2021

- Played in 137 Major League games between the Angels (114 G) and Red Sox (23 G), batting .271 (131-for-483) with 9 HR and a .700 OPS.
- Was placed on the 10-day IL from May 26 to June 4 with a left hamstring strain and was later released by the Angels on Sept. 3 and signed by the Red Sox on Sept. 6.
- Played in each of the club's final 23 games, making 14 starts at 2B and 3 at SS, batting .356 (21-for-59) with 6 XBH and 7 RBI.
- Posted a 12-game hitting streak from Sept. 12-26, where he slashed .405/.476/.649 with 4-2B, 1-3B, 1 HR and drove in 6.
- Was ineligible for the Red Sox' Postseason rosters due to not being on the club's 40-man roster on Sept. 1.

2020

- In his 9th big-league season and 1st with Baltimore, set new career marks in average (.373), OBP (.400) and SLG (.556)... paced the club in average, 2B (17), OPS (.956) and fWAR (1.6).
- Among Major Leaguers with 150 or more PA, ranked 1st in average, T-12th in OBP and 17th in OPS.
- His 17-2B ranked 2nd in the AL, trailing only CLE César

Hernández (20).

- Paced the Majors with a .476 (30-for-63) average with runners on base and was T-5th with a .421 (16-for-38) average with RISP.
- Tallied 3, 4-hit games and was 1 of 4 players in the Majors with 3-or-more 4-hit games along with DJ LeMahieu (4), Tim Anderson (4) and Lourdes Gurriel Jr. (3).
- Increased his hard hit percentage by 12.9 percent (24.2 in 2019 to a career-high 37.1 in 2020); the 6th-highest increase in the Majors (Statcast).
- Made 22 starts at shortstop and 13 starts as the designated hitter.

2019

- Named the Reds Opening Day shortstop after being a non-roster invitee to Spring Training.
- Was the Reds' recipient of the 2019 Heart and Hustle Award, given to each team's player who best embodies the passion, values, spirit and traditions of the game.
- Set career-highs in games played (146), hits (145), home runs (11), runs (62) and RBI (59).
- Made a career-high 136 starts at shortstop and posted a .980 fielding percentage.

JOSE IGLESIAS

NRI



- Hit .322 on the road – the 5th-best mark in the National League...also ranked among NL leaders in hardest to strike out (7.6 PA/K, T-5th) and in GIDPs (17, T-5th).
- In the 1st inning, led the National League in batting average (.433) while ranking 2nd in both OBP (.452) and SLG (.733).
- Ranked 2nd on the team in hits (145), just 11 behind leader Eugenio Suárez... fell short in his bid to become the 2nd-consecutive shortstop to lead the team in hits...SS José Peraza in 2018 led the team with 182 hits.
- On May 21 @ MIL, made the 700th appearance of his Major League career.
- Hit the 1st 2 grand slams of his career, both vs. PIT (May 27 and July 29).
- From June 16-18 was on the paternity list.
- In August hit .359 (33-59), good for the 5th-best batting average in the National League...hit safely in 21 of his 25 appearances that month including a 14-game hitting streak from Aug. 1-19....was the longest active streak in the Major Leagues when snapped and the longest by a Reds batter since Joey Votto's 17-game hitting streak from July 26 to Aug. 12, 2017.

2018

- Appeared in 125 games for the Tigers, slashing .269/.310/.389 with 43 runs scored, 31-2B, 3-3B, 5 HR and 48 RBI...established a career high with 15 SB.
- Hit .318/.365/.500 with 7-2B, 3 HR and 17 RBI vs. southpaws, while he batted .256/.296/.360 with 24-2B, 3-3B, 2 HR and 31 RBI with righties on the mound.
- Posted a .333 (32-for-96) clip with RISP.
- Selected as the Tigers Player of the Month for June after batting .304/.326/.413 with 6 runs scored, 6-2B, 2-3B and 9 RBI.
- Tied his career high with 4 RBI and went 2-for-3 with 1-2B and a HR on July 21 vs. BOS.
- Sideline from Aug. 30 to the end of the season with a lower abdominal strain.

2017

- Established career highs in 2B (33), HR (6) and RBI (54).
- Led the Tigers with 13, 3-hit games and ranked 2nd on the

JOSE IGLESIAS



team with a .327 (36-for-110) batting average with RISP (min. 100 AB).

- Sideline from April 21-27 with a concussion.
- Established a single-game career high with 4 runs scored on June 2 vs. CWS.
- Hit .301 (25-for-83) with 14 runs scored, 6-2B, 1-HR and 14 RBI in 23 games during the month of July.
- Drove in a career-best, 4 runs on Aug. 24 vs. NYY.

2016

- Played in a then-career-high 137 games with the Tigers and led the American League with 10.26 plate appearances per strikeouts and T-4th with 7 sacrifice hits.
- Was 1 of 3 finalists for the American League Gold Glove as a shortstop, finishing in 2nd place behind CLE Francisco Lindor.
- Had his career-long errorless streak snapped at 64 games on May 25 vs. PHI.
- Named Tigers Player of the Month for June after batting .333 (31-for-93) with 8-2B, 2 HR, 17 runs scored, and 10 RBI in 26 games during the month.
- Hit safely in 14 straight games from June 1-16 and batted .388 (19-for-49) with 12 runs scored, 4-2B, 1 HR and 5 RBI during the streak.
- Sideline from August 11-27 with a left hamstring strain.

2015

- Completed his 1st full season with the Tigers, setting a career high with 11 SB.
- Selected to the American League All-Star Team for the 1st time in his career.
- Recorded a .327 (49-for-150) batting average in the seventh inning-or-later, while he had a .310 (22-for-71) batting average in close and late situations.
- Stole a pair of bases on Opening Day, becoming just the 2nd Tigers player since 1914 to steal multiple bases on Opening Day, joining Travis Fryman, who stole 2 bases vs. OAK on April 5, 1993.
- Recorded the 1st 4-hit game of his Major League career on April 8 vs. MIN, finishing the game 4-for-4 with 3 runs scored, a 2B and a BB...also had 4 hits on July 19 vs. BAL and Aug. 18 @ CHC.
- Notched the first walk-off hit of his big-league career with an RBI single in the 9th inning on April 17 vs. CWS.
- Finished the month of April with a .377 (26-for-69) batting average, 7 runs scored, 4-2B, 2-3B, 1 HR and 3 RBI.
- Left the game on Sept. 3 @ KC with a right middle finger contusion...missed the rest of the season after a follow-up CT scan on Sept. 9 revealed a non-displaced small chip

fracture of the right middle finger at the PIP joint.

2014

- Sideline for the entirety of the season with bilateral tibial stress fractures.

2013

- Opened the 2013 season with the Boston Red Sox before being acquired by the Detroit Tigers at the trade deadline.
- Finished 2nd in voting for the American League Rookie of the Year Award after leading the American League with 35 infield hits and T-2nd with 10 bunt hits.
- Ranked 2nd among all American League rookies with 106 hits and 31 multi-hit games, and ranked 6th with 39 runs scored.
- Established a career-high, 27-game on-base streak from May 24-June 25.
- Compiled a career high, 18-game hitting streak from May 27-June 18, where he batted .462 (18-for-39) during the stretch.
- Named the American League Rookie of the Month for June after batting .395 (34-for-86) with 4-2B, 2-3B, 1-HR and 17 runs scored in 25 games during the month.

POSTSEASON: Appeared in 11 postseason games for the Tigers... batted .357 (5-for-14) against the Red Sox in the American League Championship Series.

2012

- Appeared in 25 games for the Boston Red Sox in 2012 as he spent the majority of the season with Triple-A Pawtucket.
- Was named to the International League Postseason All-Star Team after batting .266 (94-for-353) in 88 games for the PawSox.
- Named the top defensive shortstop in the International League by *Baseball America* for the 2nd-straight season... also ranked as the top defensive player in the Red Sox organization.
- Batted .341 (28-for-82) in May with Pawtucket before being sidelined from May 29 to June 26 with a sacrum strain.

2011

- Saw his first Major League action in 10 games with the Red Sox as he completed his 1st full year of professional baseball in the United States.
- Led all qualifying shortstops in the International League with a .973 fielding percentage.
- Recalled by the Red Sox from Pawtucket on May 8 and made his Major League debut that same day vs. MIN as a defensive replacement at shortstop in the 9th inning.

JOSE IGLESIAS

NRI

- Was sidelined from July 4-21 with a concussion.
- Collected his first Major League hit on Sept. 15 vs. TB.
- Named as the top defensive shortstop in the Red Sox organization by *Baseball America* following the season for the 3rd-straight year – was also tabbed as the best defensive shortstop in the International League.

2010

- Limited to 57 games with Double-A Portland in 2010 after suffering a broken right hand on May 29.
- Was sidelined from June 4 to Aug. 17 with a broken right hand.
- Named the best defensive shortstop in Double-A by *Baseball America*.
- Played for the Peoria Javelinas of the Arizona Fall League, where he batted .269 (18-for-67) with 1-2B, 8 RBI, 7 runs scored and 4 SB in 17 games.

2009

- Began his professional career in 2009 playing for the Mesa Solar Sox in the Arizona Fall League.
- Batted .275 (19-for-69) with 9 runs scored, 4-2B, 2 HR, 12 RBI and 3 SB in 18 games with Mesa...selected to play in the league's Rising Stars Game.

PERSONAL

- Jose Antonio Iglesias and his wife, Arlene, have 3 children - 2 sons, José and Alvaro, and a daughter, Antonella.
- Participates in Autographs for a Cause (donates money to Miami Children's Hospital Foundation), the Autographed Memorabilia Donation and Dreams Come True programs.
- His nickname is "Candelita"...father's nickname is Candelario, which translates to "candle."
- Performs music under the name Candelita...you can find his music on Spotify, YouTube and Apple Music.
- After defecting from Cuba in 2008, he passed his naturalization test on June 15, 2018...the Detroit Tigers formally celebrated the event with an on-field ceremony for both him and Leony's Martin.

JOSE IGLESIAS



NRI

JOSE IGLESIAS CAREER BATTING

Season	Team	League	AVG	G	AB	R	H	2B	3B	HR	RBI	BB	SO	SB	CS	OBP	SLG	OPS	PA	HBP	SAC	SF	GIDP
2011	BOS	MLB	.333	10	6	3	2	0	0	0	0	0	2	0	0	.333	.333	.666	6	0	0	0	0
2012	BOS	MLB	.118	25	68	5	8	2	0	1	2	4	16	1	0	.200	.191	.391	77	3	2	0	2
2013	BOS	MLB	.330	63	215	27	71	10	2	1	19	11	30	3	1	.376	.409	.785	234	6	0	2	4
2013	DET	MLB	.259	46	135	12	35	6	0	2	10	4	30	2	1	.306	.348	.654	148	5	4	0	3
2013	2 Teams	MLB	.303	109	350	39	106	16	2	3	29	15	60	5	2	.349	.386	.735	382	11	4	2	7
2015	DET	MLB	.300	120	416	44	125	17	3	2	23	25	44	11	8	.347	.370	.717	454	6	4	3	10
2016	DET	MLB	.255	137	467	57	119	26	0	4	32	28	50	7	4	.306	.336	.642	513	8	7	3	12
2017	DET	MLB	.255	130	463	56	118	33	1	6	54	21	65	7	4	.288	.369	.657	489	1	3	1	6
2018	DET	MLB	.269	125	432	43	116	31	3	5	48	19	47	15	6	.311	.389	.699	464	8	3	2	11
2019	CIN	MLB	.288	146	504	62	145	21	3	11	59	20	70	6	6	.318	.407	.725	530	3	1	2	17
2020	BAL	MLB	.373	39	142	16	53	17	0	3	24	3	17	0	0	.400	.556	.956	150	4	0	1	1
2021	LAA	MLB	.259	114	424	57	110	23	1	8	41	18	66	5	2	.295	.375	.670	447	4	0	1	10
2021	BOS	MLB	.356	23	59	8	21	4	1	1	7	3	9	0	0	.406	.508	.914	64	2	0	0	0
2021	2 Teams	MLB	.271	137	483	65	131	27	2	9	48	21	75	5	2	.309	.391	.700	511	6	0	1	10
2022	COL	MLB	.292	118	439	48	128	30	0	3	47	17	56	2	3	.328	.380	.708	467	8	0	3	11
2024	NYM	MLB	.337	85	270	39	91	16	1	4	26	12	39	6	2	.381	.448	.829	291	8	0	1	4
Career	7 Teams	MLB	.283	1181	4040	477	1142	236	15	51	392	185	541	65	37	.323	.386	.709	4334	66	24	19	91

POSTSEASON (COMBINED)

Season	Team	League	AVG	G	AB	R	H	2B	3B	HR	RBI	BB	SO	SB	CS	OBP	SLG	OPS	PA	HBP	SAC	SF	GIDP
2013	DET	MLB	.231	11	26	2	6	0	0	0	1	1	5	0	1	.286	.231	.517	31	1	3	0	1
2024	NYM	MLB	.227	12	44	3	10	0	0	0	3	2	9	0	0	.261	.227	.488	46	0	0	0	2
Career	2 Teams	MLB	.229	23	70	5	16	0	0	0	4	3	14	0	1	.270	.229	.499	77	1	3	0	3

CAREER TRANSACTIONS

OPTIONS USED: 4/4

- 2009 Signed by BOS as an international free agent, September 8
- 2013 Acquired by DET from BOS for RF Avisail Garcia and RHP Brayán Villarreal, July 31
- 2019 Signed by CIN as a minor league free agent, February 23
- 2020 Signed by BAL as a minor league free agent, January 7
Acquired by LAA from BAL in exchange for RHP Garrett Stallings and RHP Jean Pinto, December 2
- 2021 Signed by BOS as a minor league free agent, September 6
- 2022 Signed by COL as a minor league free agent, March 16
- 2023 Signed by MIA as a minor league free agent, March 10
Signed by SD as a minor league free agent, May 30
Signed by NYM as a minor league free agent, December 4
- 2025 Signed by SD as a minor league free agent, March 8



ALEK JACOB

Height: 6-3 Bats: L
Weight: 191 Throws: R

X | @jacob_alek
M | @alek_jacob13

37

RHP

Full Name	Alek Scott Jacob
Date of Birth	June 16, 1998 in Spokane, Washington
Current Residence	Spokane, Washington
2025 Opening Day Age	26
MLB Service Time	0.130
MLB Debut	July 15, 2023 @ PHI G2 (with SD)
How Obtained	Signed as a 16th-round selection in the 2021 First Year Player Draft on July 19, 2021
Contract Status	Signed through 2025

QUICK HITS

- Made his MLB debut on July 15, 2023 @ PHI, having his contract purchased from Double-A San Antonio after just 74 career minor league appearances (1 start), including 16 Triple-A appearances during the 2022 campaign.
- Allowed just 1 hit and was scoreless across his first 5 MLB outings from July 15, 2023-July 31, 2024, retiring 18 of the first 21 big league batters he faced with a 12-to-2 SO/BB ratio and a .053 opponents' AVG and 0.50 WHIP.
- Allowed his 1st and only MLB HR (solo to Curt Casali) Sept 8, 2024 vs. SF. It's the only HR he allowed to the 67 big league hitters he faced in regular season action from 2023-24 (0.51 HR/9).
- In 4 levels of the Padres farm system from 2021-23, owned a 8-1 record, 1.82 ERA (21 ER, 104.0 IP) and a 138-to-25 strikeout-to-walk ratio.
- Beame the 28th former Gonzaga Bulldog to make the Major Leagues. Enjoyed a 4-year career at Gonzaga in which he was voted WCC Pitcher of the Year his senior season in 2021, leading the conference in wins (8), shutouts (2), strikeouts (112) and ERA (2.52).
- Jacob also collected All-WCC, Collegiate Baseball All-America, and All-West Region honors throughout his time at GU.

2024 SEASON

- Made a total of 7 appearances for SD across 2 stints with the big league club, tossing 2.0+ IP in 5 of the 7 outings... posted a 2.45 ERA (4 ER, 14.1 IP), 0.75 WHIP, .173 opponents' AVG and 19-to-2 SO/BB ratio.
- Recalled by SD July 27 and was scoreless in 3 of his 4 app (1.42 ERA, 0.79 WHIP, .182 AVG), striking out more than half the batters he faced (13 of 25) before being optioned back to Triple-A El Paso on August 8.
- Recalled from ELP Aug 31 for the 2nd time in '24 and remained with the club through Sept. 28, posting a 3.24 ERA, 0.72 WHIP and .167 AVG across 3 outings.
- Posted career highs in pitches thrown in back-to-back outings after his Aug 31 recall (48 across 3.2 IP Aug 31 @ TB & 44 across 2.2 IP Sept 8 vs. SF).
- Allowed his 1st and only ML HR (solo to Curt Casali) Sept 8 vs. SF...it's the only HR he's allowed to the 67 big league

hitters he's faced in regular season action (0.51 HR/9).

- Per Statcast, relied on 4 pitches w/ SD: sweeper (34.1%), changeup (30.6%), 4-seam fastball (21.1%) and sweeper (14.2%).
- Spent the majority of the season with ELP, where his 42 appearances were 5th-most out of the Chihuahuas pen... posted a 5.53 ERA and .294 opponents' AVG in the hitter-friendly Pacific Coast League, striking out 65 while walking 31 along with a 10.9 SO/9 IP ratio.

POSTSEASON: Added to the Padres NLDS roster vs. LAD after not being included in the Wild Card round vs. ATL... made 2 appearances in the NLDS, with his Postseason debut coming in G2 @ Dodger Stadium, finishing off SD's 10-2 victory...allowed 1 hit (solo HR to Max Muncy) while also striking out Gavin Lux...allowed 2 unearned runs on no hits and 1 hit batter in SD's 8-0 defeat in G4 at Petco Park.

2023

- Had his contract selected from Double-A San Antonio on July 7 and made 3 hitless, scoreless relief outings from July 15-20 before being placed on the 15-day IL on July 22 (right elbow inflammation)...was transferred to the 60-Day IL on Sept. 8, ending his season.
- Made his ML debut in the 5th inning of Game 2 of the July 15 doubleheader @ PHI, striking out the 1 hitter he faced (Alec Bohm)...he was the 4th Padre and 3rd SD pitcher to make their ML debut in '23, joining Matt Waldron, Tom Cosgrove and Brett Sullivan.
- On July 18 @ TOR, he struck out 3 of the 7 batters he faced across 2.0 scoreless IP to finish off SD's 9-1 win.
- Retired both of his 2 batters faced on July 20 @ TOR, including a strikeout of George Springer...retired 9 of his 10 BF before landing on the IL, with the only baserunner reached being via a walk (Cavan Biggio on July 18).
- Was scoreless in 14 of his 18 appearances for the Missions, converting all 5 of his SVO with a 1-1 record, 1.32 ERA (4 ER, 27.1 IP), a .192 opp. AVG and 10.5 SO/9 IP ratio.
- Posted a 19.2 scoreless-inning streak across his 11 appearances from May 10-June 21, converting all 4 of his SVO and a .197 opp. AVG during the streak.
- Limited Double-A right-handed hitters to a .143 AVG while lefties hit .256.

ALEK JACOB



2022

- Went 5-1 with 4 saves and a 2.68 ERA (17 ER, 57.0 IP) across 43 appearances (1 start) between 3 levels of the Padres minor league system (Single-A Fort Wayne, Double-A San Antonio and Triple-A El Paso).
- Made 4 scoreless appearances (9.0 IP) with Fort Wayne to begin the campaign, earning the winning decision in 3 of the 4 outings while posting a 16-to-0 strikeout-to-walk ratio.
- Promoted to San Antonio on April 25...allowed runs in 3 of his first 4 Double-A appearances before posting a 20.1 consecutive scoreless-inning streak from May 12-July 5.
- The Missions were 13-4 in his 17 appearances, and he converted both of his 2 save opportunities with a 1.40 ERA (4 ER, 25.2 IP), .213 opponents' AVG and 11.2 SO/9 IP ratio.
- Promoted to El Paso on July 7 and allowed just 1 hit and was scoreless across his first 5 career Triple-A outings...including his Double-A scoreless-inning streak, he posted a combined 24.1 consecutive scoreless innings across 18 outings from May 12-July 22...during the scoreless stretch, he limited the opposition to a .131 opponents' AVG and 10.4 SO/9 IP ratio.
- Allowed runs in 7 of his next Triple-A outings from July 24-Aug. 28, posting a 9.31 ERA (10 ER, 9.2 IP) with a .386 AVG against.
- Assigned back to San Antonio on Aug. 30 and was scoreless in 4 of his 6 September outings (3.12 ERA) to close out his campaign.

- Following the season, made 9 relief appearances for Peoria in the Arizona Fall League, going 1-0 with a 3.55 ERA (5 ER, 12.2 IP), posting a 17-to-5 SO/BB ratiowhile allowing just 1 HR.

2021

- Did not allow an earned run in any of his 13 outings in his first professional season between the Arizona Complex League (R) and Single-A Lake Elsinore...his 1 and only unearned run came in is final outing of the campaign on Sept. 19.
- Made just 1 appearance in AZ for the Rookie-Level Padres on Aug. 3 before making his Single-A debut for Lake Elsinore on Aug. 7...posted a 26-to-2 strikeout-to-walk ratio (12.5 SO/9 IP) for the Storm, limiting Single-A hitters to a .188 AVG...both of his 2 walks came in final 2 outings on Sept. 16 & 19...struck out 23 batters before issuing a walk with the Storm.

PERSONAL

- Jacob is scattered throughout the Gonzaga record book, most notably for pitching the Zags' most recent no-hitter on April 16, 2021 at Pepperdine...later that season, the right-hander rightly blanked the LSU Tigers in the opening game of the Eugene Regional, notching his fourth career complete game and second career shutout as a Zag.

ALEK JACOB CAREER PITCHING

Season	Team	Level	W	L	ERA	G	GS	CG	SV	SVO	IP	H	R	ER	HR	HB	BB	SO	WHIP	AVG	AB	WP	GIDP	TBF	NP-S
2021	A-PAD	R0K	0	0	0.00	1	0	0	0	0	1.0	2	0	0	0	0	0	3	2.00	.400	5	0	0	5	11-Nov
2021	LE	A	2	0	0.00	12	0	2	2	18.2	12	1	0	0	0	2	26	0.75	.188	64	0	3	67	266-187	
2021	2 Teams	Minors	2	0	0.00	13	0	2	2	19.2	14	1	0	0	0	2	29	0.81	.203	69	0	3	72	277-198	
2022	FW	A+	3	0	0.00	4	0	0	0	9.0	4	0	0	0	0	0	16	0.44	.129	31	0	1	31	133-96	
2022	SA	AA	1	0	1.83	23	1	0	2	34.1	27	8	7	1	4	10	43	1.08	.214	126	1	2	141	598-402	
2022	ELP	AAA	1	1	6.59	16	0	0	2	4	13.2	18	10	10	4	2	5	18	1.68	.305	59	0	0	67	293-190
2022	3 Teams	Minors	5	1	2.68	43	1	0	4	7	57.0	49	18	17	5	6	15	77	1.12	.227	216	1	3	239	1024-688
2023	SA	AA	1	0	1.32	18	0	0	5	5	27.1	19	4	4	1	2	8	32	0.99	.192	99	1	2	109	461-299
2023	SD	MLB	0	0	0.00	3	0	0	0	0	3.0	0	0	0	0	0	1	5	0.33	.000	9	0	0	10	47-32
2024	ELP	AAA	3	1	5.53	42	0	0	2	2	53.2	65	46	33	12	2	31	65	1.79	.294	221	0	3	255	1035-649
2024	SD	MLB	0	0	2.45	7	0	0	0	0	14.2	9	4	4	1	2	2	19	0.75	.173	52	0	0	57	232-149
Career	SD	MLB	0	0	2.04	10	0	0	0	0	17.2	9	4	4	1	2	3	24	0.68	.148	61	0	0	67	279-181
Career	5 Teams	Minors	11	2	3.08	116	1	0	13	16	157.2	147	69	54	18	10	56	203	1.29	.243	605	2	11	675	2797-1834


POSTSEASON (COMBINED)

Season	Team	Level	W	L	ERA	G	GS	CG	SV	SVO	IP	H	R	ER	HR	HB	BB	SO	WHIP	AVG	AB	WP	GIDP	TBF	NP-S
2024	SD	MLB	0	0	4.50	2	0	0	0	0	2.0	1	3	1	1	1	1	2	1.00	.143	7	0	0	10	36-23
Career	SD	MLB	0	0	4.50	2	0	0	0	0	2.0	1	3	1	1	1	1	2	1.00	.143	7	0	0	10	36-23

CAREER TRANSACTIONS

OPTIONS USED: 1/3

2021 Signed by SD as a 16th-round selection in the First-Year Player Draft, July 19



CONNOR JOE

Height: 6-0 Bats: R
Weight: 206 Throws: R

X | @cojo__18
📧 | @connor__joe

24

INF/OF

Full Name	Connor Kok-Wy Joe
Date of Birth	August 16, 1992 in San Diego, California
Current Residence	Ladera Ranch, California
2025 Opening Day Age	32
MLB Service Time	3.136
How Obtained	Signed as a Major League free agent on February 8 2025
Contract Status	Signed through 2025

QUICK HITS

- Made his Major League debut on Opening Day in 2019 at Petco Park while with SF, the same game now-teammate Fernando Tatis Jr. made his MLB Debut.
- Hit his first big league home run on July 20, 2021, exactly 1 year after receiving a cancer-free diagnosis.
- As a junior at the University of San Diego in 2014, the Poway native was named the West Coast Conference Player of the Year and a Golden Spikes Award Semifinalist after batting .367 and leading the conference with 51 RBI.

2024 SEASON

- Spent the entire campaign with PIT for the 2nd consecutive season, where he slashed .228/.320/.368 with 22 doubles, 9 home runs, 36 RBI and 49 runs scored across 123 games played.
- Made his 2nd consecutive Opening Day roster with PIT and 4th overall nod (also: COL in 2022 and SF in 2019).
- Hit .318 (7-for-22) in the pinch for the 4th-best mark in the National League among pinch hitters (min. 25 plate appearances).
- Defensively, he made 79 appearances (49 starts) at first base, 44 appearances (35 starts) in right field and six starts in left field, posting a .992 fielding percentage (four errors, 500 total chances).
- On November 22, 2024, he was non-tendered by PIT, making him a free agent.

2023

- Shared the team lead in doubles (31) with Ke'Bryan Hayes and Bryan Reynolds.
- Made 39 starts in right field, 38 at first base and 23 in left field.
- Was a member of a Major League Opening Day roster for the third time in his career (also: with COL in 2022 and SF in 2019).
- Made his debut with the Pirates on April 1 at CIN and produced a run-scoring single in his first at-bat.
- Was the starting right fielder in the home opener on April 7

ACCOLADES

MLBPAA Rockies Heart and Hustle Award (2022, COL)

- vs. CWS and went 4-for-5 with a career-high 3 doubles; the four hits tied his career high (second time).
- Went 2-for-4 and connected for his first home run on April 13 at STL.
- Made his first start at first base on April 14 at STL.
- Went 9-for-16 with 3 doubles, a triple, home run and 4 RBI over a 4-game span from April 18-21.
- Hit .288 (23-fof-80) with 4 homers and 11 RBI in 24 games thru April.
- Hit .221 (17-for-77) with 2 homers and 6 RBI in 24 games in May.
- Homered in back-to-back games on Aug. 6-7.
- Had 3 doubles and scored 4 runs on Aug. 21 vs. STL; became the 8th Pirates player in the Modern Era (since 1900) to record 3-or-more doubles and 4-or-more runs in a single game.
- Had a career-high tying 4 hits (3x) on Sept. 27 at PHI...went 10-for-18 (.556) with 5 doubles and a 1.412 OPS in 6 games while batting 7th in the lineup.

2022

- Spent the entire season with Colorado, where he reached base safely in 90 of his 110 games with a plate appearance.
- Started 43 games in left field, 25 games as the designated hitter, 17 games at first base and 16 games in right field.
- Recorded a team-high tying 7 outfield assists along with Charlie Blackmon.
- Ranked 10th among all National League players with an 11.8 walk percentage (min. 450 plate appearances) while his .374 on-base percentage at the end of June was the 11th-highest in the NL in that span.
- Had a 35-game on-base streak from April 29 to June 9, T7th-longest streak in club history with Todd Helton in 2006 and Larry Walker in 2002 (the only player in MLB with a longer on-base streak was Paul Goldschmidt - 46 games).
- Hit a game-winning solo home run in the eighth inning on April 9 against LAD (the 444-foot home run was the longest homer of his career).

CONNOR JOE



- Hit .333 with 4 doubles, 1 triple, 3 home runs and 4 RBI during a career-high 12-game hitting streak from April 11-25.
- Recorded a career-high four hits on June 16 vs. CLE.
- Became the 7th player in Rockies history to have at least 1 run, 1 RBI, 1 walk, 1 sac fly, 1 strikeout and 1 stolen base all in the same game on July 14 vs. SD.
- Was placed on the IL on Sept. 29 (retro to Sept. 26) with a right serratus strain and missed the remainder of the season.
- Earned the Rockies Heart and Hustle Award by the MLBPA.

2021

- In his first season with COL, made 27 starts in left field and 13 at first base.
- Hit .400 (16-for-40) with runners in scoring position and .455 (10-for-22) with runners in scoring position and two outs.
- Hit .274 with five home runs, 16 RBI and 15 walks out of the leadoff spot.

2020

- Attended spring training as a non-roster invitee with LAD.
- Diagnosed with testicular cancer that spread to his lungs


during Spring Training.

- After undergoing chemotherapy treatments, he was declared cancer-free on July 20 (Did not play that season while he recovered).
- Signed a minor league contract with Colorado on November 15

2019

- Acquired by CIN from LAD in the Rule 5 Draft on December 13, 2018...acquired by SF from CIN in exchange for Jordan Johnson and cash considerations on March 31, 2019.
- Made SF's Opening Day roster, and made his Major League debut on Opening Day with the start in LF on March 28 at San Diego, the same game now-teammate Fernando Tatis Jr. made his MLB Debut.
- Collected his first career hit on April 6 vs. TB with a single off Ryan Yarbrough.
- Was designated for assignment on April 8 and was returned to LAD after clearing waivers...spent the remainder of the season with Triple-A Oklahoma City, where he hit .300 (108-for-360) with 42 XBH (26 doubles, 1 triple and 15 HR) across 105 games played.

CONNOR JOE



2015-18

- In **2018**, named a Texas League Mid-Season All-Star for Double-A Tulsa after hitting .304 across 57 G before being getting the first Triple-A action of his career with Oklahoma City, where he hit .294 in 49 G...also named an MiLB Organization All-Star for LAD for the first of 2 consecutive seasons.
- Split the start of **2017** between PIT's Low-A West Virginia (3 G) and Double-A Altoona (74 G) before being traded to ATL on August 5 in exchange for Sean Rodriguez...went on to play in 74 G for Double-A Mississippi.
- In **2016**, was named a Florida State League Mid-Season All-Star for High-A Bradenton and an MiLB Organization All-Star for PIT...following the season, was named an Arizona Fall League Rising Star for the Surprise Saguaros.
- Made his professional debut with Single-A West Virginia in **2015** after being selected in the first round (39th overall, Competitive Balance Round A) in the 2014 First-Year Player Draft out of the University of San Diego.

PERSONAL

- Wife's name is Kylie.
- Is a 2011 graduate of Poway (CA) High School, where he was named the baseball team's MVP in his senior season.
- Played first base for two seasons at the University of San Diego before transitioning to catcher.
- As a junior at the University of San Diego in 2014, named the West Coast Conference Player of the Year and a Golden Spikes Award Semifinalist after batting .367 and leading the conference with 51 RBI.
- Started growing out his hair during the COVID lockdown after receiving a clean bill of health after battling cancer...it serves as a reminder of where he's been.
- Loves being outdoors and on the water...he taught himself how to fish by watching YouTube videos during his cancer treatments and COVID shutdown.
- Remains active in the community supporting cancer initiatives.

CONNOR JOE



CONNOR JOE CAREER BATTING

Season	Team	League	AVG	G	AB	R	H	2B	3B	HR	RBI	BB	SO	SB	CS	OBP	SLG	OPS	PA	HBP	SAC	SF	GIDP
2019	SF	MLB	.067	8	15	1	1	0	0	0	0	1	5	0	0	.125	.067	.192	16	0	0	0	1
2021	COL	MLB	.285	63	179	23	51	9	0	8	35	26	41	0	0	.379	.469	.848	211	3	0	3	1
2022	COL	MLB	.238	111	404	56	96	20	4	7	28	55	97	6	2	.338	.359	.697	467	7	0	1	8
2023	PIT	MLB	.247	133	413	63	102	31	4	11	42	50	110	3	5	.339	.421	.760	472	8	0	1	4
2024	PIT	MLB	.228	123	364	49	83	22	1	9	36	44	91	2	2	.320	.368	.688	416	6	0	2	7
Career	3 Teams	MLB	.242	438	1375	192	333	82	9	35	141	176	344	11	9	.337	.391	.728	1582	24	0	7	21

CAREER TRANSACTIONS

OPTIONS USED: 1/3

2014 Signed by PIT as a 1st round (39th overall, Competitive Balance Round A) of the First-Year Player Draft, June 16

2017 Acquired by PIT from ATL for Sean Rodriguez, August 5

Acquired by LAD from ATL in exchange for international bonus slot money, September 24

2018 Acquired by CIN from LAD in the Major League Phase of the Rule 5 Draft, December 13

2019 Acquired by SF from CIN in exchange for Jordan Johnson and cash considerations, March 21

Returned to SF from LAD, April 13

2020 Signed by COL as a minor league free agent, November 15

2022 Acquired by PIT from COL for Nick Garcia, December 18

2025 Signed by SD as a Major League free agent, February 8



MICHAEL KING

Height: 6-3 Bats: R
Weight: 231 Throws: R

X @7Kinger14
@officialmiking

34

RHP

Full Name	Michael McRae King
Date of Birth	May 25, 1995 in Rochester, New York
Current Residence	Tampa, Florida
2025 Opening Day Age	29
MLB Service Time	5.004
MLB Debut	September 27, 2019 vs. TEX (with NYY)
How Obtained	Acquired from NYY along with C Kyle Higashioka, RHP Randy Vásquez, RHP Jhonny Brito and RHP Drew Thorpe in exchange for OFs Juan Soto and Trent Grisham on Dec. 6, 2023
Contract Status	Signed through 2025 with a mutual option for the 2026 season

QUICK HITS

- Among all pitchers who recorded at least 200.0 IP as a starter from 2023-24, King's 2.73 starter ERA was 3rd-lowest in the Majors behind only Tarik Skubal (2.51 ERA) and Blake Snell (2.57).
- Became the 1st pitcher in MLB history to have 12+ strikeouts with no runs and no walks allowed in a Postseason debut in in SD's 4-0, Game 1 Wild Card victory vs. ATL on Oct. 1, 2024,
- King (201 strikeouts) and Dylan Cease (224) coupled as the only NL duo in the same rotation to rank in the Top 5 in punchouts in 2024. They also became just the 2nd Padres duo to eclipse the 200-strikeout plateau in the same season (also: Tyson Ross and James Shields in 2015), accounting for 2 of the 12 200-plus knockout campaigns in franchise history.
- At the end of May 2024, King's 13 HR allowed were most in the NL and 2nd-most in the Majors. In June, King was 1 of just 5 MLB pitchers to allow 1 HR run-or-fewer across at least 30.0 IP, and from June 1 through the end of the regular season, King was the only ML hurler to allow just 4 HR across at least 100.0 IP.
- Acquired by SD in the 7-player trade that sent OFs Juan Soto and Trent Grisham to NYY on December 6, 2023.
- Made 5 consecutive Opening Day rosters for NYY (2020-23) and SD (2024).
- Was the only pitcher in the Majors in 2023 to record at least five saves and make at least five starts.
- Tossed an immaculate inning in the fourth inning on June 4, 2021 vs. BOS.
- Made his Postseason debut in the 2020 ALDS Game 3 vs. TB at Petco Park, tossing 2.0 perfect inning. Prior to being acquired by SD, that was his first and only career appearance in downtown San Diego.

2024 SEASON

- Made his 5th consecutive Opening Day roster, making the Yankees Opening Day roster each season from 2020-23.
- His 2.85 starter ERA led all SD starting pitchers, while he also set career highs and ranked 2nd on the SD staff behind only Dylan Cease in games started (30), IP (173.2), wins (13), quality starts (14), strikeouts (201), opponents' OPS (.642),

ACCOLADES

All-MLB Second Team (2024, SD)

MiLB.com Organization All-Star (2018, NYY)

Eastern League Pitcher of the Week (July 1, 2018, Trenton)

Florida League Mid-Season All-Star (2018, Tampa)

International League Player of the Month (Aug. 2018, Scranton Wilkes-Barre)

- SO/9 IP (10.4), total pitches (2,895), pitches per game (93.4) and whiff rate (29.2%).
- His 16 outings allowing 1 ER-or-fewer across at least 5.0 IP led the SD staff and were 2nd-most in the NL, trailing only Zack Wheeler (17).
- King's 7 100+ pitch outings this season were 2nd-most on the SD staff, trailing Dylan Cease's 18 100+ pitch outings...he had just 1 100+ pitching outing prior to '24 with SD.
- His 93.4 pitches per game were 10th-most among all qualifying NL hurlers.
- Cease (224 strikeouts) and King (201) ranked T-2nd and 5th in the NL, respectively, in total strikeouts, combining as the only NL duo in the same rotation to post 200+ strikeouts in 2024...they also became just the 2nd Padres duo to eclipse the 200-strikeout plateau in the same season (also: Tyson Ross and James Shields in 2015), accounting for 2 of the 12 200-plus knockout campaigns in franchise history.
- Among all pitchers who recorded at least 200.0 IP as a starter from 2023-24, King's 2.73 starter ERA (64 ER, 210.2 IP) was 3rd-lowest in the Majors behind only Tarik Skubal (2.51 ERA) and Blake Snell (2.57).
- Earned the winning decision in his Padre debut as the "bulk guy" in relief of starter Joe Musgrove in Game 2 of the Seoul Series in SD's 15-11 victory over LAD on March 21...he allowed 3 ER on 4 hits, 3 walks and 5 strikeouts across 3.1 IP...he went on to make 30 consecutive starts.
- Improved to 2-0 in his 3rd start on April 6 at SF, completing 7.0 innings for the 2nd time in his career but first time tossing 7.0 scoreless.
- He took 2 no-hit bids into the 7th inning during the regular season, with the first coming on April 17 in Milwaukee.. he was hitless across his first 6.2 IP before giving up a 2-out single to Willy Adames, and he still had a shutout intact into the eighth before the Brewers finally broke through for a run and went on to post a 1-0 win in the series finale...it was the

MICHAEL KING



Padres first shutout of the season in their 21st game, and the 1st time any Padre pitcher went 7.2 innings-or-deeper in a game with 2-or-fewer hits allowed along with double-digit strikeouts (11) since Joe Musgrove threw his no-hitter on April 9, 2021 @ Texas...later in the season on July 21 @ CLE, King gave up a bloop single to center to Angel Martinez to lead off the 7th inning in SD's eventual 2-1 victory.

- Across parts of his 3 starts from May 4-15, King posted a career-high 14.0 consecutive innings, surpassing his previous career-best 13.2 straight scoreless frames from April 11-May 4, 2022 with NYY...included in the streak was back-to-back scoreless starts (May 4 @ ARI and May 10 vs. LAD).
- In the Friday May 10 start vs. LAD, a 2-1 SD victory, King posted the 2nd of 4 consecutive outings by SD starting pitchers allowing 2 hits-or-fewer across at least 5.0 IP...the Padres became the first team to string together 4 consecutive such starts since at least 1893 (the first season the current mound distance was established).
- Also in the May 10 outing vs. LAD, King coupled with Dodgers SP Tyler Glasnow to become the first starting pitcher duo since at least 1893 (the first season the current mound distance was established) to go 7.0+ IP with 10+ strikeouts and 2-or-fewer hits allowed.
- At the end of May, King had allowed 13 home runs in 12 appearances/11 starts (1.77 HR/9, 66.0 IP), which were the most homers allowed in the NL and tied for most HR allowed in the Majors at the time with TB's Tyler Alexander.
- In June, King was 1 of just 5 Major League pitchers to allow 1 home run-or-fewer across at least 30.0 IP (also: Christopher Sanchez, Chris Bassitt, Sonny Gray and Garrett Crochet... from June 1 on, King was the only ML hurler to allow just 4 HR across at least 100.0 IP (0.33 HR/9, 107.2 IP).
- King went at least 5.0 IP in 22 of his 24 starts from May 4-Sept 24, allowing 2 ER-or-fewer in 20 of the 24, including 1 ER-or-fewer in 15 of the 24 and 0 ER 5 times...among all qualifying NL hurlers from May 4 thru season's end, he ranked 2nd and trailed only eventual NL Cy Young award-winner Chris Sale in ERA (2.42), opponent OPS (.597), and HR/9 IP clip (0.46), while also ranking 4th in SO/9 IP ratio (10.53), 5th in WHIP (1.12), 6th in total strikeouts (161) and 8th in BR/9 IP (10.53).
- Made the 1st start of his career vs. the A's on June 12 and

MICHAEL KING



struck out a season-high 12 batters, 1 shy of his career-high 13 back on Sept. 20, 2023 vs. TOR w/ NYY.

- The Boston College alum made his 3rd career start and 13th appearance vs. the Red Sox at Fenway Park June 29, picking up his 5th win and 7th quality start of the campaign in SD's 11-1 victory...King was the recipient of 3 of the 6 instances a Padre pitcher got double digit runs of support (12 on March 31 vs. SF, 11 on May 4 @ AZ and 10 on June 29 @ BOS).
- With his 5.1 innings of 1-run ball July 4 @ TEX, he reached a new career-high single-season innings total (105.0 IP), surpassing his 104.2 IP w/ NYY in 2023...he went on to throw 68.2 additional innings from July 10-Sept. 24 for a new career-high innings total of 173.2.
- From June 29-July 27, became the first SD hurler since Yu Darvish in Aug/Sept 2022 to earn a win in 4 straight road starts, going 4-0 with 1.82 ERA, .157 opp. AVG, 0.77 WHIP over the stretch...in his 9 road starts from May 4-Aug 7, he went 6-0 with a 2.17 ERA, 1.00 WHIP and .204 opp. AVG.
- July 27 @ BAL, took a line drive to the left calf off to first batter he faced (Gunnar Henderson...remained in game and worked into the 7th inning on 101 pitches, his 5th of 7 100+ pitch outings...had his start skipped during the Rockies series (Aug 2-4) while recovering from the comebacker, resulting in 10 calendar days in between starts.
- Aug 13 vs. PIT, became the 9th Padres' pitcher in club history to have fan 10 without allowing a walk in 6.0+ scoreless innings (Blake Snell did so twice in 2023 in his Cy Young season).
- Was the starter Sept 24 at Dodger Stadium Padres as the punched their ticket to the Postseason on a game that ended on a triple play...allowed 1 UER and 3 hits across 5.0 IP in SD's 4-2 victory, his final regular season start.
- 5 of his 6 outings with 0 ER came vs. the NL West, who he managed a 5-2 record and 2.83 ERA (17 ER, 54.0 IP) against, with the Padres going 8-2 in his 10 starts vs. the division.
- Across his first 15 starts from March 31-June 18, he walked 3+ in 1/3 of his starts (5/15) for a 3.63 BB/9 IP...in his 15 starts from June 23 on, he walked 2-or-fewer in 12 of the 15 (2.72 BB/9), including 1-or-fewer in nearly half (7 of the 15).
- Among all ML starters on the road (min. 15 starts), he ranked T-1st in wins (9) and 4th in ERA (2.65),

MICHAEL KING



- Among all ML hurlers who faced at least 145 batters with RISP, he ranked 3rd in opponent AVG (.188) and SLG (.297), and T-5th in OBP (.276).
 - Opposing bats went 31-82 (.378 AVG) on first pitches of an at-bat that get put in play, but he owned a 66.0 first-strike percentage that ranked 7th-highest in the NL.
 - Limited opponents to a .250 clip the 1st time thru, .206 the 2nd time thru, and .250 the third time thru...he's limiting opponents to a .203/.292/.405 slash line and the 3rd time thru they are hitting .216/.310/.314...the .206 opponent clip the 2nd time thru ranked 15th among all qualifying NL starters.
 - Led all Padres starters and ranked in the 99th percentile league-wide in avg exit velocity (85.7 mph) and 97th in hard-hit rate (30.3%).
 - Per Statcast, he relied on 5 pitches: sinker (27.9%), changeup (24.6%), four seamer (24.1%) sweeper (17.8%) and slider (5.6%)
 - King's changeup usage rate was up in 2024 with the Padres (24.6%) compared to his time with the Yankees (13.1%), and it has registered a 36.2% whiff rate that ranked T9th in the Majors (min. 500 total change ups thrown)...his .207 AVG (45-217) against his changeup ranked 14th among all ML changeups (min. 500 thrown).
- POSTSEASON:** Got the ball for Game 1 of the Wild Card series vs. ATL, and became the 1st pitcher in MLB history to have 12 strikeouts with no runs and no walks allowed in a Postseason debut in SD's 4-0 shutout win...he joined Kevin Brown (2x) and Sterling Hitchcock as the only 3 SD pitchers to post a double-digit strikeout game in Postseason franchise history, and the 12 punchouts trail only Brown's 16 (NLDS G1 @ HOU - Sept. 29, 1998) for 2nd-most in a Postseason game.
- King became the 3rd pitcher in Padres franchise history (4th instance) to throw 70+ scoreless innings in a Postseason start, along with 2 of Brown's starts in 1998 and Joe Musgrove's decisive Wild Card G3 victory at NYM on Oct 9, 2022 at NYM.
 - In had been 4 Postseasons since the most recent 7.0+ inning shutout performances with 12+ strikeouts league-wide, with 2 coming in 2020 (Clayton Kershaw, Oct 1 vs. MIL and Trevor Bauer, Sept 30, 2020 @ ATL).
 - Earned the win in SD's 6-5 NLDS Game 3 victory vs. LAD...2 of his 5 hits allowed were HRs - a solo shot to Mookie Betts in the 1st and a grand slam to Teoscar Hernández in the 3rd following a Padres' 6-run B-2nd...in the victory, the Padres allowed a grand slam, only scored in 1 inning, and didn't score after the 2nd inning...no other team in MLB history did all of that and yet still won the game (regular season or Postseason), h/t @OptaStats.
- 2023**
- In 49 games (nine starts) with the Yankees, went 4-8 with six saves, a 2.75 ERA (32 ER, 104.2 IP) and 127 strikeouts against 32 walks (3.97 SO/BB ratio).
 - Worked exclusively in relief in his first 38 outings (2.88 ERA) of 2023...made 1 start across his next 3 appearances before working solely as a starter in his final 8 appearances of the campaign (1.88 ERA), allowing 1 ER-or-fewer across 7 of the 8 starts.
 - Was the only pitcher in the Majors in 2023 to record at least five saves and make at least five starts...became the second pitcher in Yankees' history to accomplish the feat (since saves became an official stat in 1969), joining Dick Tidrow in 1977, who recorded five saves and made seven starts that season.
 - Oponents slashed .226/.292/.346...lefties hit .179 (29-for-162) while righties hit .259 (59-for-228).
 - As a reliever, went 3-4 with six saves and a 3.08 ERA (22 ER, 64.1 IP) in 40 appearances...recorded at least four outs in 27 of those 40 games, the fifth-most such appearances among all ML relievers...his 20 relief appearances of at least five outs were T-7th in the Majors.
 - Tossed at least 2.0 innings in 15 games as a reliever...his 12 relief appearances of at least 2.0 scoreless innings were T-2nd most in the Majors.
 - Recorded at least 1.1 IP in four of his saves, matching the 2nd-most such saves by a reliever in the Majors.
 - In nine starts, went 1-4 with a 2.23 ERA (10 ER, 40.1 IP) and 51 strikeouts...allowed 2 runs-or-fewer in eight of those nine starts...allowed 1 ER-or-fewer in seven of those starts.
 - Made his season debut on April 1 vs. SF, taking the loss after allowing 2 ER over 1.2 IP...marked his first appearance since July 22, 2022 @ BAL.
 - Did not allow a run in 16 of his first 19 games (from April 1-June 3), posting a 1.65 ERA (6 ER, 32.2 IP).
 - Recorded at least four outs in each of his first 10 appearances from April 1-May 5...at the time, was T-3rd-longest streak by a Yankees reliever to start a season in franchise history, trailing only his own 15-game season-opening streak in 2021 and Ron Davis' 14-game streak in 1980...Stubby Overmire (1951) and Joe Page (1950) also recorded 10-game streaks...was later surpassed by Jhony Brito, who recorded at least four outs in each of his first 12 relief outings in 2023.
 - Posted a 10.2 scoreless inning streak from April 4-23...posted a season-high 11.1 scoreless inning streak from May 15-June 3...was the 3rd-longest such streak of his career, trailing only a 13.2 scoreless inning streak from April 11-May 4, 2022 and a 12.2 scoreless inning streak from April 4-May 13, 2021...his seven-game scoreless streak from May 15-June 3 was the 2nd-longest such streak of his career (recorded an eight-game streak from June 4-22, 2022).
 - Walked two batters on May 17 @ TOR (1.0 IP), marking his most walks in a relief appearance since May 13, 2021 @ TB (also 2 BB)...had gone 58 consecutive relief appearances allowing one BB-or-fewer (May 16, 2021-May 15, 2023)...was just the 3rd Yankees reliever since 2014 to record such a

MICHAEL KING

streak of 58 games-or-longer (Chad Green: 61 G from 2017-18 and Adam Warren: 58 G from 2014-16).

- Recorded multiple strikeouts in six consecutive relief outings from May 20-June 8(G1)...was T-2nd longest such streak of his career (7 G from May 25-September 25, 2021).
- Recorded his fifth save of the year on June 25 vs. TEX, tossing a scoreless ninth inning...struck out Marcus Semien in the ninth for his 200th career strikeout.
- Made his 100th career appearance on July 26 vs. NYM and retired his only batter faced.
- Made his 1st start of the season on Aug. 12 @ MIA and took the loss...marked his first start since June 28, 2021 vs. LAA.
- Started nine of his final 11 app. of the season from August 12-October 1.
- Allowed one-or-zero earned runs in seven straight starts from August 24-September 26, going 1-2 with a 1.05 ERA (4 ER, 34.1 IP) over that span...his 1.05 ERA was the lowest in the AL and the 2nd-lowest in the Majors over that span, trailing only SD's Blake Snell (0.47).
- Recorded the loss on September 20 vs. TOR despite allowing just one ER over a career-high 7.0 IP...punched out 13 for a career high and the most by a Yankee in 2023 (most by a Yankees pitcher since Gerrit Cole struck out 14 batters on September 7, 2022 vs. MIN (Game 2))...became the 11th Yankee (15th time) in franchise history to strike out at least 13 batters and not allow a walk in a game...was the first to do so since Cole on September 1, 2021 at LAA.
- Posted a 2.19 ERA (13 ER, 53.1 IP) over his final 18 games (nine starts) of the year from July 21-October 1.

2022

- Made 34 relief appearances for the Yankees, winning a career-best 6 decisions with one save and a career-best 2.29 ERA...struck out 66 while walking 16 before missing the final two months of the season on the Injured List.
- Opponents batted .192 (35-for-182)...lefties hit .179 (12-for-67) and righties hit .200 (23-for-115)...had a 11.65 K/9.0 IP ratio (66 SO, 51.0 IP).
- Despite missing the final 67 games of the season, led all Yankees relievers in strikeouts and WAR (1.7, FanGraphs).
- Recorded at least two strikeouts in 19 of 34 app, including nine of his final 18 games (June 5-July 22)...recorded at least three punchouts in 10 of his relief appearances in 2022.
- Allowed just 3-of-20 inherited runners to score (15.0%).
- Recorded four-or-more outs in 16-of-34 app...tossed at least 2.0 IP in 11 appearances and did not allow a run in seven of those games...tossed at least 3.0 IP in three games.
- Made his season debut on Opening Day vs. BOS and earned the win after allowing just one unearned run over 2.0 IP of relief.
- Posted a career-long 13.2 scoreless inning streak from April

11-May 4 (previous: 12.2 innings from April 4-May 13, 2021).

- Earned his first-career save on April 14 vs. TOR...entered the game with the bases loaded and no outs in the ninth and stranded all three runners.
- Struck out 8-of-10 batters over 3.0 scoreless innings in relief (one hit) on April 22 vs. CLE...struck out seven consecutive batters, becoming the first Yankees pitcher to strike out seven-or-more straight batters in a game since CC Sabathia on July 26, 2011 vs. SEA (also seven straight)...was the first Yankees reliever to accomplish the feat since Ron Davis struck out eight straight on May 4, 1981 at California... became just the third Yankees pitcher in franchise history to notch at least eight punchouts in 3.0 IP-or-fewer, joining Ron Davis (8 K in 3.0 IP on May 4, 1981 at California) and Ryne Duren (8 K in 3.0 IP on June 26, 1959 at Chicago-AL)... marked just the third time since 1991 that a Yankees reliever recorded at least 8 K in a game (also King - 9K in 4.0 IP on July 3, 2021 vs. the Mets; David Phelps - 9K in 4.0 IP on April 26, 2013 vs. Toronto)...his 8 K were the 2nd-highest single-game total of his career (9 K on July 3, 2021 vs. the Mets).
- On May 4 @ TOR, retired all nine batters faced in relief (3.0 IP, 3 strikeouts)...was the first Yankees reliever to not allow a baserunner with at least nine batters faced in an outing since Chad Green on July 4, 2021 (G2) vs. NYM...marked just the seventh time a Yankees reliever has done so since 2012...also accomplished the feat on May 17 @ BAL (9 BF).
- Did not allow a run in a career-long eight straight outings from June 4-22...did not allow a run in 15 of his final 19 appearances from June 4-7, 2022, going 4-2 with a 1.23 ERA and 28 strikeouts in that span.
- Did not allow a hit in six consecutive app. from June 4-16, retiring 19-of-22 batters faced in that span with 10 strikeouts...was the longest streak of hitless appearances of his career (previous: three games from September 14-21, 2021)...tossed at least 1.0 inning in each of those six outings.
- Made his final appearance of the season on July 22 @ BAL, retiring his first three batters faced before leaving the game due to a right elbow fracture.
- Was placed on the 60-day IL on July 23 with a right elbow fracture and missed the remainder of the season...at the time he was placed on the Injured List, he ranked second among Major League relievers in strikeouts and innings pitched.
- Underwent an open reduction and internal fixation on his right elbow (ulna fracture) by Dr. David Altchek at the Hospital for Special Surgery on July 27.

2021

- Went 2-4 with a 3.55 ERA in 22 games (six starts) in four stints with the Yankees, striking out 62 with 24 walks allowed.
- Opponents hit .236 (57-for-242)...lefties hit .256 (21-for-82) while right-handed batters hit .225 (36-for-160)...2021 marked his second-career Opening Day roster.
- In 16 relief appearances, went 2-1 with a 2.33 ERA (10 ER,

MICHAEL KING



38.2 IP) and 42 strikeouts compared to going 0-3 with a 5.47 ERA (15 ER, 24.2 IP) and 20 punchies in six starts...tossed at least 1.1 innings in 15 of his 16 relief appearances.

- Was the first Yankees pitcher in franchise history to record at least four outs in each of his first 15 relief appearances of a season from April 4-September 30 (previous record: Ron Davis' 14 G from April 11-May 27, 1980).
- His four scoreless relief appearances of at least 3.0 innings were the most by a Yankees reliever since Adam Warren (also four in 2013).
- Tossed at least 4.0 scoreless innings of relief twice in 2021... was just the third Yankees reliever since 2006 to record multiple relief outings of at least 4.0 scoreless innings.
- Did not allow a run in his 1st four app. of the season from April 4-May 9...was only the 4th Yankees reliever in franchise history to toss more than an inning and not allow a run in each of his 1st four relief app. of a season, joining Rich Monteleone (1st 5 relief app. in 1992), Luis Arroyo (1st 5 relief app. in 1961) and Hal Reniff (first four relief app. in 1964).
- Made his season debut on April 4 vs. TOR and tossed 6.0 scoreless innings in relief, retiring his final 16 batters faced...

was the first Yankee to toss at least 6.0 scoreless innings in relief while allowing one hit-or-fewer since Bob Shirley on September 21, 1986 @ DET...became the first Yankee to retire at least 16 straight batters in his season debut since Ron Guidry on April 5, 1979 vs. MIL (also 16 in-a-row).

- Made his first start of the season on May 30 @ DET and took the loss...marked his first start since September 21, 2020 against TOR in Buffalo.
- Made six starts for NYY from May 30-June 28, going 0-3 with a 5.47 ERA (15 ER, 24.2IP).
- Tossed an immaculate inning in the 4th inning on June 4 vs. BOS (5.1 IP, 6 H, 4 ER, 0 BB, 5 K, 1 HR)...King was one of two Yankees pitchers to throw an immaculate inning in 2021 as Chad Green threw one later in the season in Game 2 on July 4 vs. NYM...the Yankees were just the 3rd team in the last 20 seasons to have two immaculate innings in a single season, joining the 2019 Red Sox (Chris Sale threw one on May 8, 2019 and June 5, 2019) and the 2017 Red Sox (Craig Kimbrel on May 11, 2017 and Rick Porcello on August 9, 2017)...King was the fifth Yankee to toss an immaculate inning since 2000, following Dellin Betances (August 2, 2017 vs. DET), Brandon McCarthy (September 17, 2014 at TB),

MICHAEL KING

Iván Nova (May 29, 2013 vs. NYM) and A.J. Burnett (June 20, 2009 @ FLA)...Baseball Almanac noted that Ron Guidry (August 7, 1984 vs. CWS) and Al Downing (August 11, 1967 @ CLE) have also thrown immaculate innings...his 5.1 innings marked the longest start of his career.

- Notched a career-high nine strikeouts over 4.0 scoreless innings of relief on July 3 vs. the Mets...was the 11th Yankees reliever in franchise history to notch nine punchouts in a game and just the fourth since 1955...joined Phelps as the only two Yankees relievers who have recorded nine strikeouts in 4.0 IP-or-fewer.
- Was placed on the 10-day IL on July 8 (retro to July 5) with a right middle finger contusion...transferred to the 60-day IL on July 27...missed 57 team games...in three rehab app. (one start) with Triple-A Scranton/Wilkes-Barre from August 31-September 7, was 0-1 with a 4.76 ERA (3 ER, 5.2 IP) and 11 strikeouts...reinstated on Sept. 10 and went 2-0 with a 3.00 ERA (5 ER, 15.0 IP) and 15 SO in eight relief app.

2020

- Made his first-career Opening Day roster...went 1-2 with a 7.76 ERA (23 ER, 26.2 IP) in nine games (four starts) in his lone stint with the Yankees (July 23-Sept. 21).
- In four starts, went 0-2 with an 8.36 ERA (13 ER, 14.0 IP)...was 1-0 with a 7.11 ERA (12.2 IP, 10 ER) in five relief appearances...tossed at least 3.0 innings in six of his nine appearances overall (three starts).
- In his 1st MLB start, served as the Yankees' "opener" in G2 on Aug. 8 @ TB, allowing 3 ER in 3.2 IP to record the loss.
- Earned his first Major League win on August 17 vs. BOS (3.0 IP, 3H, 1 ER, 2 SO).

POSTSEASON: Made his Postseason debut—and only playoff appearance—in ALDS Game 3 vs. Tampa Bay at Petco Park, tossing 2.0 perfect innings...struck out Brett Phillips (foul tip) in the eighth for his first career Postseason strikeout...(was not on NYY's AL Wild Card Series roster @ CLE).

- Following the season, was tabbed by *Baseball America* as having the "Best Control" among Yankees farmhands.

2019

- Saw his first MLB action on Sept. 27 @ TEX, making just the one appearance (2.0 IP, 2 H, 1 R, 0 ER and 1 SO).
- Was signed to a Major League contract and selected to the Yankees' active roster on Sept. 19...it was his lone stint with the Yankees in 2019 (September 19-29).
- Spent the first four months of the season on the minor league IL...combined with the GCL Yankees West, Single-A Staten Island, Double-A Trenton and Triple-A Scranton/Wilkes-Barre to go 3-2 with a 5.48 ERA (28 ER, 46.0 IP) and 44 strikeouts in 11 games (eight starts)...made two Postseason appearances, one with the RailRiders and one with the Thunder.

2018

- Combined to go 11-5 with two complete games and a 1.79 ERA in 25 games (24 starts) with Single-A Tampa (7 GS), Double-A Trenton (12 G, 11 GS) and Triple-A Scranton/Wilkes-Barre (6 GS)...allowed 2ER-or-fewer in 21 of 24 starts.
- Won Kevin Law's "Pitcher of the Year" Award, presented annually to the top pitcher among Yankees farmhands...ranked second among all minor leaguers in ERA (min. 100.0 IP)...his 5.24 SO/BB ratio ranked sixth among all minor leaguers (min. 100.0IP)...among Yankees farmhands, led in strikeouts and ERA.
- Started the season with Single-A Tampa and was named a Florida State League Mid-Season All-Star after going 1-3 with a 1.79 ERA (8 ER, 40.1 IP) in seven starts...promoted to Double-A Trenton on May 19 and went 6-2 with a 2.09 ERA (19 ER, 82.0 IP) and 76 strikeouts...earned Eastern League "Pitcher of the Week" honors from June 25-July 1.
- Was transferred to Scranton/WB on Aug. 4 and went 4-0 with a 1.15 ERA (5 ER, 39.0 IP) with 31 punchouts in six starts...allowed more than one run in just one-of-six starts.
- Earned International League's August Pitcher of the Month honors after going 3-0 with a 1.09 ERA.
- Made two Postseason starts for the RailRiders, going 0-1 with a 3.38 ERA.
- Following the season, was named to *Baseball America's* Minor League All-Star Second Team...was named an MiLB.com Organization All-Star...was also tabbed by *Baseball America* as the No. 5 prospect in the Yankees system and as having the organization's "Best Control."

2016-17

- In **2017**, went 11-9 with a 3.14 ERA (52 ER, 149.0 IP) in 26 games (25 starts) with Single-A Greensboro...was tied for second in the South Atlantic League in wins, ranked third in innings pitched and was 10th in ERA...was 3rd in ERA and wins among Miami farmhands...acquired by NYY along with international bonus slot money from MIA in exchange for Garrett Cooper and Caleb Smith on November 20, 2017.
- In **2016**, made his professional debut, combining with the GCL Marlins, Single-A Batavia and Single-A Greensboro to go 3-3 with a 4.11 ERA in 15 games (one start)...made his first four appearances with the GCL Marlins, going 1-1 with a 10.80 ERA and was transferred to Batavia on July 16, going 2-2 with one save and a 3.38 ERA in 10 appearances.

PERSONAL

- Graduated from Bishop Hendricken (R.I.) High School, where he was named the 2013 Rhode Island Gatorade Player of the Year as a senior...was also a Louisville Slugger First-Team All-American and the Rhode Island Baseball Coaches Association Player of the Year.
- Grew up a Yankees fan in Rhode Island, eventually playing

MICHAEL KING



for his childhood team.

- In three seasons with Boston College (2014-16), went 11-11 with four saves and a 3.14 ERA (73 ER, 209.1 IP) in 47 games (27 starts)...his 3.14 career ERA ranks second all-time at BC.
- His father, Jim, started GaGa brand ice cream back in Rhode Island.
- His sister Olivia is a songwriter and performer, and in his junior year at Boston College, she gave him a Christmas present by writing a song "Messin' With The King"...she wrote it and sings the chorus, and Michael used it with the

Yankees as his warm-up song prior to his outings. Said Michael: "Since my junior year I've had it every year and I try to make sure that every home stadium plays it for me because one, it's really cool, gets me pumped up and I'm just trying to get my sister as much publicity as possible because she's so talented."

- Married his fiancée, Sheila, 10 days after he was traded to the Padres from the Yankees at the Pierre Hotel in midtown Manhattan. "It was like our going away party," King told MLB.com's AJ Cassavell. "And we had a freaking blast"

MICHAEL KING CAREER PITCHING

Season	Team	Level	W	L	ERA	G	GS	CG	SV	SVO	IP	H	R	ER	HR	HB	BB	SO	WHIP	AVG	AB	WP	GDP	TBF	NP-S
2016	G-MRL	ROK	1	1	10.80	4	0	0	0	0	5.0	11	6	6	0	0	2	3	2.60	.440	25	0	0	27	39 - 31
2016	BAT	A(Short)	2	2	3.38	10	1	0	1	2	21.1	22	8	8	0	1	6	15	1.31	.278	79	3	4	87	320 - 209
2016	GB0	A(Full)	0	0	0.00	1	0	0	0	0	4.1	4	2	0	0	0	1	2	1.15	.235	17	0	1	18	64 - 43
2016	3 Teams	Minors	3	3	4.11	15	1	0	1	2	30.2	37	16	14	0	1	9	20	1.50	.306	121	3	5	132	423 - 283
2017	GB0	A(Full)	11	9	3.14	26	25	2	0	0	149.0	141	55	52	14	11	21	106	1.09	.252	559	6	14	597	2007 - 1359
2018	TAM	A(Adv)	1	3	1.79	7	7	0	0	0	40.1	33	15	8	1	2	10	45	1.07	.219	151	2	2	164	608 - 399
2018	TRN	AA	6	2	2.09	12	11	1	0	0	82.0	65	23	19	4	3	13	76	0.95	.220	296	4	10	318	1116 - 777
2018	SWB	AAA	4	0	1.15	6	6	1	0	0	39.0	20	5	5	3	0	6	31	0.67	.147	136	1	3	142	531 - 352
2018	3 Teams	Minors	11	5	1.79	25	24	2	0	0	161.1	118	43	32	8	5	29	152	0.91	.202	583	7	15	624	2255 - 1528
2019	G-YAW	ROK	0	0	4.76	3	2	0	0	0	5.2	3	3	3	0	1	2	8	0.88	.150	20	1	0	23	46 - 36
2019	SI	A(Short)	0	0	0.00	1	1	0	0	0	4.0	4	0	0	0	0	0	0	1.00	.308	13	0	2	13	56 - 38
2019	TRN	AA	0	1	9.95	3	2	0	0	0	12.2	20	15	14	1	2	2	8	1.74	.351	57	0	0	61	229 - 147
2019	SWB	AAA	3	1	4.18	4	3	0	0	0	23.2	20	12	11	3	6	28	1.10	.227	88	0	2	98	365 - 231	
2019	NY Yankees	MLB	0	0	0.00	1	0	0	0	0	2.0	2	1	0	0	0	0	1	1.00	.222	9	0	0	9	41 - 24
2019	4 Teams	Minors	3	2	5.48	11	8	0	0	0	46.0	47	30	28	4	6	10	44	1.24	.264	178	1	4	195	696 - 452
2020	NY Yankees	MLB	1	2	7.76	9	4	0	0	0	26.2	30	23	23	5	2	11	26	1.54	.278	108	0	2	121	470 - 296
2021	SWB	AAA	0	1	4.76	3	1	0	1	1	5.2	5	3	3	1	1	0	11	0.88	.227	22	0	0	23	84 - 61
2021	NY Yankees	MLB	2	4	3.55	22	6	0	0	0	63.1	57	29	25	6	6	24	62	1.28	.236	242	5	4	275	1009 - 654
2022	NY Yankees	MLB	6	3	2.29	34	0	0	1	3	51.0	35	15	13	3	0	16	66	1.00	.192	182	2	6	199	776 - 510
2023	NY Yankees	MLB	4	8	2.75	49	9	0	6	10	104.2	88	35	32	10	5	32	127	1.15	.226	390	2	9	431	1681 - 1076
2024	SD	MLB	13	9	2.95	31	30	0	0	0	173.2	144	71	57	17	7	63	201	1.19	.221	653	1	8	726	2895 - 1872
Career	2 Teams	MLB	26	26	3.20	146	49	0	7	13	421.1	356	174	150	41	20	146	483	1.19	.225	1584	10	29	1761	6872 - 4432
Career	8 Teams	Minors	28	20	2.96	80	59	4	2	3	392.2	348	147	129	27	24	69	333	1.06	.238	1463	17	38	1571	5465 - 3683

POSTSEASON (COMBINED)

Season	Team	Level	W	L	ERA	G	GS	CG	SV	SVO	IP	H	R	ER	HR	HB	BB	SO	WHIP	AVG	AB	WP	GDP	TBF	NP-S
2020	NY Yankees	MLB	0	0	0.00	1	0	0	0	0	2.0	0	0	0	0	0	0	1	0.00	.000	6	0	0	6	23 - 15
2024	SD	MLB	2	0	3.75	2	2	0	0	0	12.0	10	5	5	2	0	1	15	0.92	.217	46	0	0	47	166 - 113
Career	2 Teams	MLB	2	0	3.21	3	2	0	0	0	14.0	10	5	5	2	0	1	16	0.79	.192	52	0	0	53	189 - 128

CAREER TRANSACTIONS

OPTIONS USED: 1/3

- 2016** Signed by MIA as a 12th-round selection in the 2016 First-Year Player Draft, June 21
- 2017** Acquired by NYY from MIA along with 2017-18 international signing bonus pool money in exchange for INF Garrett Cooper and LHP Caleb Smith, November 20
- 2023** Acquired from NYY along with C Kyle Higashioka and RHPs Randy Vásquez, Jhony Brito and Drew Thorpe in exchange for OFs Juan Soto and Trent Grisham, December 6



STEPHEN KOLEK

Height: 6-3 Bats: R
Weight: 227 Throws: R

32

RHP

[COLE-ick]
@skolek32
@stephenkolek

Full Name	Stephen James Kolek
Date of Birth	April 18, 1997 in Houston, Texas
Current Residence	Temple, Texas
2025 Opening Day Age	27
MLB Service Time	0.000
MLB Debut	March 21 @ LAD in Seoul, South Korea (with SD)
How Obtained	Selected by SD in the Major League Phase of the Rule 5 Draft from SEA's Triple-A roster on December 6, 2023
Contract Status	Signed through 2025

QUICK HITS

- The 2023 Rule 5 draftee spent the entire 2024 season on SD's MLB roster, making his first Opening Day roster in 2024 and 42 appearances out of the Padres bullpen.
- In 2024, he allowed just 6 barrels and led all SD pitchers in barrel rate (3.8% - 96th percentile) and ground ball percentage (56.4% - 94th percentile).
- In the 1st half of the 2023 season at the Triple-A level for SEA, went 2-2 with a 9.64 ERA (25 ER, 23.1 IP), 1.97 WHIP, and .316 opponents average in 15 appearances. In 29 appearances in the season's second half, he went 2-0 with a 0.94 ERA (4 ER, 38.1 IP), 0.91 WHIP, and .154 opponents' average.
- Originally drafted by LAD in the 11th round of the 2018 MLB Draft out of Texas A&M, where made 44 collegiate appearances (33 starts) and posted a 12-11 record with a 4.03 ERA and 162 strikeouts in 199.0 IP.
- Brother of Tyler Kolek, who was drafted 2nd overall in 2014 by MIA.

2024 SEASON

- At the time of his final outing of the season on July 30, his 42 appearances T-3rd most in SD's pen with Robert Suarez, trailing only Yuki Matsui (48) and Enyel De Los Santos (42).
- Allowed 2 ER in both of his first 2 ML outings...earned his first of 2 holds in his MLB debut on March 21 @ LAD in the Seoul Series in Seoul, South Korea...his other hold came in his 6th outing on April 7 @ SF.
- Following his first 2 big league outings, went scoreless in 14 of his next 17 outings from March 30-May 11 (1.50 ERA, 1.22 WHIP, .235 AVG).
- Allowed just allowed 1 ER across 13 app from June 8-July 9, going 3-0 with a 0.52 ERA (1 ER, 17.1 IP), 0.98 WHIP, .215 opp. AVG and a 17-to-3 SO/BB ratio.
- Notched his first MLB win on June 21 vs. MIL, his 1st of 3 winning decisions over a 6-outing span from June 21-July 5.
- Placed on the 15-day IL on July 31 with right forearm tendinitis and was transferred to the 60-day IL Sept 1.
- Allowed just 6 barrels on the season and led all SD pitchers in barrel rate (3.8% - 96th percentile) and ground ball percentage (56.4% - 94th percentile).

ACCOLADES

2x Texas League Pitcher of the Week (June 5 & July 10, 2022 - Arkansas)

- Went scoreless in 6 of the 7 outings he tossed 2.0 IP (0.64 ERA, 0.86 WHIP and .200 opp. AVG).
- Walked just 12 of his 211 batters faced for a 2.3 BB/9 IP ratio that trailed only Robert Suarez (2.2 BB/9) in the SD pen.
- Allowed just 2 XBH (2 2B) to LHH (.271 AVG) while RHH batted .327 w/ 11 XBH (7 2B, 4 HR).
- Once he had hitters in 2-strike counts, they slashed .194/.262/.325 with 4 XBH (4 2B).
- Per Statcast, relied on 6 pitches: sinker (40.5%), cutter (19.3%), four-seamer (13.2%), sweeper (10.4%), slider (9.7%), and changeup (6.9%)

2023

- Began the season with Double-A Arkansas before being promoted to Triple-A Tacoma, where he spent the majority of the season, pitching to a 4-2 record and a 4.23 ERA (29 ER, 61.2 IP) in 44 appearances (one start) with a .224 opponent batting average.
- Made five scoreless appearances with Double-A Arkansas, going 2-0 and holding opposing batters to a .042 clip with a 0.39 WHIP before being promoted to TAC on April 27.
- Between the Double-A and Triple-A levels, he went 6-2 with a 3.76 ERA and .206 opponent average, and his 49 total appearances set a career high in a season.
- Allowed just 3 home runs in 61.2 innings pitched for Tacoma.
- His 44 appearances for TAC ranked 3rd on the club, and his 49 between TAC and ARK set a new high in a single season.
- In the 1st half of the season at the Triple-A level, he went 2-2 with a 9.64 ERA (25 ER, 23.1 IP), 1.97 WHIP, and .316 opponent batting average in 15 appearances...in 29 appearances in the season's second half, he went 2-0 with a 0.94 ERA (4 ER, 38.1 IP), 0.91 WHIP, and .154 opponents' average.
- Had reverse splits with TAC, holding left-handed batters to a .205 opponent clip and a .234 opponent average to right-handed batters.

STEPHEN KOLEK



2022

- Spent the entire 2022 season with Double-A Arkansas, appearing in 27 games (all starts) and going 6-13 with a 4.51 ERA (72 ER, 143.2 IP), setting career highs in strikeouts (138) and innings pitched.
- Allowed 10 home runs, his first-career season allowing double-digit homers.
- Walked a career-high 66 batters in 636 batters faced but also logged a career-high 138 strikeouts.

2021

- Acquired by SEA from LAD on April 28 in exchange for cash considerations...spent majority of the campaign with Single-A Everett, going 3-3 with a 5.93 ERA and a .251 opponents batting average in in 21 appearances (nine starts)...also appeared in two games with Single-A Modesto (May 5-8) and one game with Double-A Arkansas (June 17).
- Overall between the three clubs, went 4-3 in 24 appearances (9 starts) for a 6.03 ERA (40 ER, 59.2 IP) and a .257 opponent clip.
- Struck out a career-high 11 batters in 4.2 innings on August 21 at Eugene.
- Tossed at least 3.0 innings in 10 appearances, including a pair of season-high 5.0-inning outings: July 21 at Vancouver (5.0 IP) and July 27 vs. Eugene (5.0 IP).

2018-20

- Did not pitch in 2020 due to the COVID-19 pandemic.
- Spent the 2019 season with Single-A Great Lakes, appearing in 27 games (25 starts) and set career highs in nearly every pitching category, including wins (seven), innings pitched (131.1 IP) and strikeouts (109).
- Spent the majority of his 1st professional season in 2018 with Single-A Great Lakes and appeared in 3 games with Short-A Ogden (from June 30-July 6)...tossed 13.2 scoreless innings over 6 appearances from July 11-Aug. 1 (8 H, 4 BB, 9 SO), and he earned his 1st-career win on Aug. 8 at South Bend.

PERSONAL

- Married the former Jessica Ziegler in the offseason leading up to the 2024 campaign in Montgomery, Texas.
- Parents are James and Brenda Kolek.
- Has one older brother, Tyler, who was the second overall pick by the Miami Marlins in the 2014 First-Year Player Draft.
- Spent 3 seasons at Texas A&M University prior to being drafted by LAD in the 11th-round of the 2018 Draft...made 44 appearances for Texas A&M (33 starts) and posted a 12-11 record with a 4.03 ERA, 162 strikeouts in 199.0 innings...was an agribusiness major at Texas A&M.
- Graduated from Shephed (TX) High School in 2015, and he earned All-District 23-4A First Team accolades as a senior.
- Enjoys fishing, hunting and playing golf.

STEPHEN KOLEK CAREER PITCHING

Season	Team	Level	W	L	ERA	G	GS	CG	SV	SVO	IP	H	R	ER	HR	HB	BB	SO	WHIP	AVG	AB	WP	GDP	TBF	NP-S
2018	OGD	ROK	0	0	6.23	3	0	0	1	1	4.1	6	3	3	1	0	1	3	1.62	.316	19	1	0	21	68 - 43
2018	GL	A(Full)	2	0	0.66	14	0	0	2	2	27.1	16	2	2	0	0	6	27	0.80	.168	95	2	3	102	381 - 255
2018	2 Teams	Minors	2	0	1.42	17	0	0	3	3	31.2	22	5	5	1	0	7	30	0.92	.193	114	3	3	123	449 - 298
2019	GL	A(Full)	7	8	5.00	27	25	0	0	0	131.1	143	87	73	7	6	48	109	1.45	.276	518	12	9	580	2131 - 1353
2021	MOD	A	1	0	6.00	2	0	0	0	0	3.0	3	2	2	0	0	2	0	1.67	.300	10	0	1	12	55 - 31
2021	EVE	A+	3	3	5.93	21	9	0	0	0	54.2	55	38	36	7	6	20	66	1.37	.251	219	6	2	245	944 - 612
2021	ARK	AA	0	0	9.00	1	0	0	0	0	2.0	3	3	2	0	1	3	1	3.00	.375	8	0	0	13	54 - 28
2021	3 Teams	Minors	4	3	6.03	24	9	0	0	0	59.2	61	43	40	7	7	25	67	1.44	.257	237	6	3	270	1053 - 671
2022	ARK	AA	6	13	4.51	27	27	0	0	0	143.2	140	79	72	10	18	66	138	1.43	.257	544	6	14	636	2453 - 1515
2023	ARK	AA	2	0	0.00	5	0	0	0	0	7.2	1	0	0	0	1	2	11	0.39	.042	24	0	0	27	122 - 79
2023	TAC	AAA	4	2	4.23	44	1	0	4	7	61.2	51	34	29	3	3	30	65	1.31	.224	228	3	7	263	1013 - 649
2023	2 Teams	Minors	6	2	3.76	49	1	0	4	7	69.1	52	34	29	3	4	32	76	1.21	.206	252	3	7	290	1135 - 728
2024	SD	MLB	3	0	5.21	42	0	0	0	1	46.2	59	30	27	4	3	12	39	1.52	.303	195	2	2	211	797 - 533
Career	SD	MLB	3	0	5.21	42	0	0	0	1	46.2	59	30	27	4	3	12	39	1.52	.303	195	2	2	211	797 - 533
Career	6 Teams	Minors	25	26	4.52	144	62	0	7	10	435.2	418	248	219	28	35	178	420	1.37	.251	1665	30	36	1899	7221 - 4565

CAREER TRANSACTIONS

OPTIONS USED: 0/3

- 2018 Signed by LAD as a 11th-round selection in the First-Year Player Draft, June 14
- 2021 Acquired by SEA from LAD in exchange for cash considerations, April 28
- 2023 Selected by SD in the Major League Phase of the Rule 5 Draft from SEA's Triple-A roster, December 6



AUSTIN KROB

NRI

Height: 6-2 Bats: L

Weight: 210 Throws: L

[rhymes with robe]
@austin_krob
@austinkrob

95

LHP

Full Name	Austin Michael Krob
Date of Birth	September 20, 1999 in Lisbon, Iowa
Current Residence	Fort Worth, Texas
2025 Opening Day Age	25
MLB Service Time	0.000
How Obtained	Signed as a 12th-round selection in the 2022 First-Year Player Draft on August 1, 2022
Contract Status	Signed through 2025

QUICK HITS

- 2025 marked his 2nd consecutive invitation to Major League Spring Training. When he was invited to big league camp in '24, he had just 25 minor league appearances (23 starts) and a 3.01 ERA (38 ER, 113.2 IP) across his first 2 professional seasons (2022-23).
- Spent all of 2024 with Double-A San Antonio, where he led the Missions staff in starts (25), IP (124.0) and strikeouts (120). Among all Double-A hurlers who made at least 25 starts, he ranked 2nd in HR/9 IP (0.58), 5th in SO/BB ratio (2.73), 7th in strikeouts and 11th in IP.
- The southpaw limited RHH to a .239 clip in '24 while LHH batted .389, with all 8 of his long balls allowed coming against the right side. Has not allowed multiple homers in a contest in any of his 51 career appearances (48 starts).
- Drafted by SD in the 12th-round of the 2022 First-Year Player Draft out of Texas Christian University, and was named to the 2021 NCAA Fort Worth All-Regional Team and a 2nd team All-Big 12 selection for the Horned Frogs.

2024 SEASON

- Got his first work at the Double-A level and spent the entirety of 2024 with Double-A San Antonio, going 4-11 with a 4.43 ERA (61 ER, 124.0 IP) with 120 SO against 44 walks across 26 appearances (25 starts).
- Led the Missions pitching staff in starts, IP and strikeouts, and among all Double-A pitchers who made at least 25 starts, he ranked 2nd in HR/9 IP (0.58), 5th in SO/BB ratio (2.73), 7th in strikeouts and 11th in IP.
- His lone relief outing came in his season debut April 5 at Amarillo, striking out 2 of his 3 batters faced...went on to make 30 consecutive starts from April 9-Sept. 11.
- 3 of his 4 career double-digit strikeout performances came in '24, highlighted by a career-high 12 on June 23 at Amarillo...he allowed just 2 hits and 2 walks across 7.0 shutout frames in SA's 2-1, extra-inning victory...also struck out 10 on July 11 vs. Amarillo and Aug. 30 vs. Midland.
- Completed at least 5.0 innings in 16 of his 30 starts, including 6.0 frames in 7 of the 30.
- Walked 2-or-fewer in 18 of his 30 starts, including 1-or-fewer in 13 of the 30.
- Did not surrender multiple HRs in a single outing all season...went homer-free across 5 consecutive starts from June 12-July 4 (23.2 IP)...allowed just 1 HR across his final 8

starts from Aug. 1-Sept. 11 (43.1 IP), including a homer-free stretch across 6 straight starts over the duration of August (32.1 IP) from Aug. 1-30.

- Posted a 3.48 ERA (28 ER, 72.1 IP) in his 14 starts at home compared to a 5.75 ERA (33 ER, 51.2 IP) in his 12 appearances (11 starts) on the road.
- The southpaw had heavy reverse splits in '24, limiting RHH to a .239 AVG while LHH batted .389...all 8 of his HR allowed, however, came against the right side.

2023

- Appeared in 22 games (21 starts) between Single-A Lake Elsinore and High-A Fort Wayne, posting a cumulative 2.72 ERA (33 ER, 109.1 IP).
- After working just 4.1 innings in 2022, he posted 50.0 IP in 2023 with LE and 59.1 IP with FW (109.1 IP in total).
- Began the season with LE, making 11 appearances (10 starts), and he owned a 2.34 ERA in his 50.0 innings...opponents hit just .243 against him (46-for-189).
- For the Storm, allowed just 1 HR in his 216 batters faced...with Fort Wayne, allowed 4 home runs in 254 batters faced.
- In the month of May, made 4 appearances (3 starts) and owned a 1.27 ERA (3 ER, 21.1 IP) with a .218 opponent average and 1.03 WHIP.
- Left-handed hitters hit .216 against the southpaw while with LE...righties hit .250 against him.
- After his start on June 20, was promoted to FW on June 27, making his debut with the club on June 29 @ Lake County...allowed 2 runs on 5.0 innings for the win.
- Had his best month with FW in July, posting a 1.64 ERA (4 ER, 22.0 IP) in four appearances (all starts), with a .250 opponents' average.
- Went 5-3 with the TinCaps where he finished his season with a 3.03 ERA (20 ER, 59.1 IP)...opponents hit just .196 (11-for-56) against him with RISP while with FW.
- Struck out 65 batters with FW while allowing 21 walks...between LE and FW, he fanned 124 batters and allowed 43 free passes.
- Forced opposing hitters to ground into 11 double plays (7 with LE and 4 with FW).
- Appeared in one Postseason game for FW on September 15 @ Great Lakes, going 3.0 scoreless innings with one hit allowed.

AUSTIN KROB



NRI

- Also made one Postseason appearance with SA on September 22 vs. Amarillo, tossing 2.1 innings with a run allowed on two hits.

2022

- Made just three appearances in his professional 2022 debut season after being drafted by the Padres in the 12th round of the 2022 First-Year Player Draft out of Texas Christian University.
- Made one appearance for Rookie-Level ACL Padres before getting assigned to Single-A Lake Elsinore.
- For the Storm, made just two appearances (both starts) and tossed 3.1 innings overall for a 13.50 ERA (5 ER, 3.1 IP).
- Between the two clubs, he owned a 10.38 ERA (5 ER, 4.1 IP) with opponents hitting .300.

PERSONAL

- Parents are Brian and Sonja...has a brother, Colton and a sister, Karlie.
- Earned four varsity letters at Lisbon High School in Iowa, where he was named an IHSBCA All-Star as a senior, all-state honors as a junior and senior, all-conference performer as a senior, district Co-MVP, and first-team All-Iowa following senior campaign...hit .492 with 16 doubles, nine triples and eight home runs while stealing 29 bases as a senior.
- Played one season at Kirkwood Community College in Cedar Rapids, Iowa, making 32 appearances on the season.
- Transferred to Texas Christian University, where he was named to the 2021 NCAA Fort Worth All-Regional Team and a 2nd-team All-Big 12 selection...also earned Big 12 Pitcher of the Week honors (April 5, 2021), and was named Big 12 Newcomer of the Week (March 29, 2021).

AUSTIN KROB CAREER PITCHING

Season	Team	Level	W	L	ERA	G	GS	CG	SV	SVO	IP	H	R	ER	HR	HB	BB	SO	WHIP	AVG	AB	WP	GIDP	TBF	NP-S
2022	A-PAD	ROK	0	0	0.00	1	0	0	0	0	1.0	0	0	0	0	0	0	0	0.00	.000	3	0	0	3	3-Mar
2022	LE	A	0	0	13.50	2	2	0	0	0	3.1	6	5	5	1	1	2	4	2.40	.353	17	1	0	20	83-48
2022	2 Teams	Minors	0	0	10.38	3	2	0	0	0	4.1	6	5	5	1	1	2	4	1.85	.300	20	1	0	23	86-51
2023	LE	A	0	1	2.34	11	10	0	0	0	50.0	46	21	13	1	3	22	59	1.36	.243	189	2	7	216	821-504
2023	FW	A+	5	3	3.03	11	11	0	0	0	59.1	57	26	20	4	2	21	65	1.31	.251	227	4	4	254	1008-627
2023	2 Teams	Minors	5	4	2.72	22	21	0	0	0	109.1	103	47	33	5	5	43	124	1.34	.248	416	6	11	470	1829-1131
2024	SA	AA	4	11	4.43	26	25	0	0	0	124.0	129	70	61	8	9	44	120	1.40	.273	472	3	15	535	2031-1271
Career	4 Teams	Minors	9	15	3.75	51	48	0	0	0	237.2	238	122	99	14	15	89	248	1.38	.262	908	10	26	1028	3946-2453

CAREER TRANSACTIONS

OPTIONS USED: 0/3

- 2022 Signed by SD as a 12-round selection in the First-Year Player Draft, August 1



BRANDON LOCKRIDGE

Height: 6-0 Bats: R
Weight: 191 Throws: R

X @Brandon_Lock2
@_brand_on_

28 OF

Full Name	Brandon Marcus Lockridge
Date of Birth	March 14, 1997 in Pensacola, Florida
Current Residence	Pensacola, Florida
2025 Opening Day Age	28
MLB Service Time	0.030
MLB Debut	September 13, 2024 @ SF (with SD)
How Obtained	Acquired from NYY in exchange for RHP Enyel De Los Santos & RHP Thomas Balboni on July 30, 2024
Contract Status	Signed through 2025

QUICK HITS

- Drafted by the Yankees in the 5th round of the 2018 First-Year Player Draft out of Troy University (AL), owning a career .271 minor league AVG with 109 doubles, 17 triples, 45 home runs and 304 runs scored across parts of 6 minor league seasons and 526 games played.
- Made his Major League debut on Sept. 13, 2024 as a pinch runner, and became the 7th Padres player to steal a base in his Major League debut, and first since Gary Matthews Jr. and David Newhan on June 4, 1999.
- His 48 stolen bases were 3rd-most in all of Triple-A in 2024. Among all minor leaguers who had at least 95 stolen base attempts from 2023-24, his 88.8 conversion rate (87 out of 98) ranked 2nd, trailing only KC's Tyler Tolbert.
- After being acquired by SD in 2024, posted a 1.000 fielding percentage in his 85 chances between Triple-A El Paso (75 chances) and SD (10).
- Following the 2023 season, was tabbed by *Baseball America* as the Yankees' "Best Defensive Outfielder" among the club's farmhands.

2024 SEASON

- Acquired by SD on July 30 from NYY in exchange for RHP Enyel De Los Santos & RHP Thomas Balboni.
- In his 1st Major League season, appeared in 12 G (3 GS) and slashed .167/.167/.417 with a .583 OPS, 4 runs, 2 hits, 1 HR, 1 RBI and 2 SB.
- Defensively, made 10 appearances (3 GS) across left field (5 G), right field (2 GS), center field (1 GS) and DH (2 G), totaling 34.0 errorless innings in the outfield.
- Made his Major League debut on Sept. 13 as a pinch runner...became the 7th Padres player to steal a base in his Major League debut and first since Gary Matthews Jr. and David Newhan on June 4, 1999.
- Logged his first Major League hit on Sept. 18 vs. HOU by way of an infield single to third in the bottom of the 3rd inning.
- Connected with his first Major League HR on Sept. 28 @ ARI, a solo shot in the top of the 9th.
- Hit a combined.307 with a .414 OBP and posted career highs

ACCOLADES

South Atlantic League Mid-Season All-Star (2019, Charleston)

in BB (59) and SB (48) across 104 games...his 48 SB ranked 3rd in all Triple-A.

POSTSEASON: Made 2 appearances during the NLDS vs. the Dodgers...entered Game 1 as a pinch-runner in the Top of the 9th in SD's 7-5 defeat...entered Game 2 as a pinch-runner in the Top of the 9th and remained in the game in LF in SD's 10-2 win.

2023

- Split the season between Double-A Somerset and Triple-A Scranton/Wilkes-Barre, batting .296/.379/.414 (83-for-280) with 42 runs, 16 2B, 4 3B, 3 HR, 28 RBI, 36 BB and 40 SB in 92 games.
- Concluded the season T-2nd among Yankees minor leaguers in stolen bases and T-3rd in triples.
- Began his 2023 campaign with Double-A Somerset, hitting .313/.395/.510 (30-for-96) with 14 runs, 7 2B, 3 3B, 2 HR, 16 RBI and 17 SB across 33 games.
- Was promoted to Triple-A Scranton/Wilkes-Barre on June 10 and hit .288 (53-for-184) with 28 runs, 9 2B, 1 3B, 1 HR, 12 RBI, 22 BB and 23 SB in 59 games.
- Following the season, was tabbed by *Baseball America* as the Yankees' "Best Defensive Outfielder" among the club's farmhands.

2022

- Spent the entire season with Double-A Somerset, batting .230 (96-for-418) with 67 runs, 18 2B, 1 3B, 14 HR, 49 RBI, 36 BB and 18 SB in 108 games.
- Tied for 5th among Yankees minor leaguers in runs scored.

2021

- Split the season between High-A Hudson Valley and Double-A Somerset, batting .298/.352/.495 (89-for-299) with 51 runs, 16 2B, 2 3B, 13 HR, 46 RBI, 22 BB and 18 SB in 75 games.
- Ranked 2nd among Yankees minor leaguers in batting

BRANDON LOCKRIDGE



average and 5th in slugging.

2020

- Did not play due to COVID-19 pandemic.

2019

- During his 2019 campaign with Single-A Charleston, slashed .25/.319/.410 and led the South Atlantic League in extra-base hits (47), T-3rd in doubles and finished 4th in total bases (204).
- Led Yankees farmhands in doubles (33) and ranked 4th in hits (125).

2018

- Made his professional debut with the GCL Yankees West and batted .367 (11-for-30) with 8 runs, 2 2B, 2 3B, 2 RBI, 4 BB and 3 SB in 10 games.

PERSONAL

- Played three seasons (2016-18) at Troy University (Ala.), where he hit .306 (219-for-715) with 135 runs, 38 2B, 14 3B, 12 HR, 101 RBI, 70 BB and 37 SB in 175 games.
- Earned a 2018 ABCA/Rawlings Gold Glove Award.
- Graduated from Pensacola Catholic High School (Fla.) in 2015...played on the 2015 Pensacola Catholic team that was named high school national champions by USA Today after completing a 30-0 season.

BRANDON LOCKRIDGE CAREER BATTING

Season	Team	League	AVG	G	AB	R	H	2B	3B	HR	RBI	BB	SO	SB	CS	OBP	SLG	OPS	PA	HBP	SAC	SF	GIDP
2018	G-YAW	ROK	.367	10	30	8	11	2	2	0	2	4	6	3	0	.459	.567	1.026	37	2	0	1	0
2018	SI	A(Short)	.216	16	51	6	11	3	1	1	6	8	15	0	2	.328	.373	.701	61	1	0	1	2
2018	2 Teams	Minors	.272	26	81	14	22	5	3	1	8	12	21	3	2	.378	.444	.822	98	3	0	2	2
2019	CHS	A(Full)	.251	121	498	69	125	33	5	12	56	45	140	22	8	.319	.410	.729	556	7	2	4	2
2021	HV	A+	.256	32	125	18	32	6	2	3	22	9	27	5	1	.309	.408	.717	136	1	0	1	2
2021	SOM	AA	.328	43	174	33	57	10	0	10	24	13	58	13	1	.382	.557	.939	191	3	0	1	2
2021	2 Teams	Minors	.298	75	299	51	89	16	2	13	46	22	85	18	2	.352	.495	.847	327	4	0	2	4
2022	SOM	AA	.230	108	418	67	96	18	1	14	49	36	125	18	4	.300	.378	.678	464	7	0	3	6
2023	SOM	AA	.313	33	96	14	30	7	3	2	16	14	22	17	2	.395	.510	.905	114	1	0	3	1
2023	SWB	AAA	.288	59	184	28	53	9	1	1	12	22	52	23	3	.370	.364	.734	211	2	3	0	5
2023	2 Teams	Minors	.296	92	280	42	83	16	4	3	28	36	74	40	5	.379	.414	.793	325	3	3	3	6
2024	SWB	AAA	.295	72	217	37	64	15	2	0	32	39	62	34	4	.405	.382	.787	259	1	2	0	2
2024	ELP	AAA	.325	32	123	24	40	6	0	2	13	18	30	12	2	.420	.423	.843	143	2	0	0	1
2024	SD	MLB	.167	12	12	4	2	0	0	1	1	0	4	2	0	.167	.417	.584	12	0	0	0	0
2024	2 Teams	Minors	.306	104	340	61	104	21	2	2	45	57	92	46	6	.410	.397	.807	402	3	2	0	3
2024	2 Teams	AAA	.306	104	340	61	104	21	2	2	45	57	92	46	6	.410	.397	.807	402	3	2	0	3
Career	SD	MLB	.167	12	12	4	2	0	0	1	1	0	4	2	0	.167	.417	.584	12	0	0	0	0
Career	7 Teams	Minors	.271	526	1916	304	519	109	17	45	232	208	537	147	27	.348	.416	.764	2172	27	7	14	23

POSTSEASON (COMBINED)

Season	Team	League	AVG	G	AB	R	H	2B	3B	HR	RBI	BB	SO	SB	CS	OBP	SLG	OPS	PA	HBP	SAC	SF	GIDP
2024	SD	MLB	.000	2	0	0	0	0	0	0	0	0	0	0	0	.000	.000	.000	0	0	0	0	0
Career	SD	MLB	.000	2	0	0	0	0	0	0	0	0	0	0	0	.000	.000	.000	0	0	0	0	0

CAREER TRANSACTIONS

OPTIONS USED: 0/3

2018 Signed by NYY as a 5th-round selection in the First-Year Player Draft, June 13

2024 Acquired by SD from NYY in exchange for RHP Enyel De Los Santos and RHP Thomas Balboni Jr., July 30



MANNY MACHADO

Height: 6-3 Bats: R
Weight: 219 Throws: R

@machados13

13

INF

Full Name	Manuel Arturo Machado Jr.
Date of Birth	July 6, 1992 in Miami, Florida
Current Residence	Coral Gables, Florida
2025 Opening Day Age	32
MLB Service Time	12.056
MLB Debut	August 8, 2012 vs. KC (with BAL)
How Obtained	Signed as a Major League free agent on February 21, 2019
Contract Status	Signed through 2033

QUICK HITS

MR. DEPENDABLE From 2015-24, Machado's 6,251 plate appearances and his 1,446 games played rank 2nd in the Majors to only Paul Goldschmidt. In his 11 full ML seasons, he has played in 150-plus games 9 times and has logged all 162 games twice.

MAN OH MANNY Surpassed Nate Colbert as San Diego's all-time HR leader with his 164th career HR as a Friar on Sept. 10 @ SEA, finishing 2024 with 167 HR in brown and gold. He's also the franchise leader in Postseason HR (7) and RBI (13), and finished 2024 with 43 career multi-HR games, the most among among all active players and tied for 23rd all-time with Lou Gehrig, Dave Kingman, Andrew Jones and Miguel Cabrera.

SERVICE WITH A SMILE Entered '25 with 12.056 years of MLB service time, 4th in the SD org to only Jason Heyward (15.00), Yu Darvish (12.146) and Martín Maldonado (12.100).

300 OF THEM THINGS In G1 of SD's July 15, 2023 doubleheader @ PHI, connected with his 300th career HR, becoming the 11th active player to reach the 300 HR mark.

WE GOT OUR MAN-NY On February 27, 2023, the Padres signed Machado to a new 11-year, \$350M contract through the 2033 season, which at the time was the 4th-largest guaranteed contract in MLB history, behind only Mike Trout (\$426.5M), Mookie Betts (\$365M) and Aaron Judge (\$360M).

M(ANNY)VP Was a finalist for NL MVP in 2022, finishing 2nd in voting behind Paul Goldschmidt. It was his 6th season in which he received MVP votes and marked the highest finish for a Padre since Ken Caminiti won the franchise's only MVP award in 1996.

MADE FOR THE MOMENT Slashed .271/.327/.583 and helped guide the Padres to their first NLCS since 1998 in 2022. 7 of his 13 hits went for extra bases, tied with Fernando Tatis Jr. (also 7 in 2024) for most extra-base hits by a Padre in a single Postseason in franchise history.

1500 CLUB On June 15, 2022 at Wrigley Field, collected his 1,500th hit of his career, making him just the 17th player in Major League history to notch 1,500 hits and 250 home runs before turning 30 years old.

"EL MINISTRO DE DEFENSA" Given the nickname following the 2017 World Baseball Classic when he represented the Dominican Republic. Also played for the DR in the 2023 WBC.

ACCOLADES

All-MLB First Team (3B, 2020 & 2022 with SD)

All-MLB Second Team (2024, SD)

2x NL Silver Slugger (2020, '24 SD)

6x All-Star (2013, 2015-16, 2018 with BAL & 2021-22 with SD)

2x Rawlings Gold Glove (2013 & 2015, BAL)

Rawlings Platinum Glove (2013, BAL)

Wilson Team Defensive Player of the Year (2013, BAL)

Home Run Derby Participant (2015)

AL Player of the Month (April 2016 and August 2017)


8x AL/NL Player of the Week (4 with BAL, 4 with SD)

MVP Voting (9th in 2013, 4th in '15, 5th in '16, 3rd in '20, 18th in '21, 2nd in '22)

2024 SEASON

- Concluded his 13th Major League season earning his 2nd career Silver Slugger award (other: 2020) after slashing .275/.325/.472 with 29 HR and 105 RBI...joined LFer Jurickson Profar and CFer Jackson Merrill to round out the Padres' 2024 winners and were the most Silver Slugger recipients since Juan Soto, Brandon Drury and Josh Bell won the award in 2022.
- His 105 RBI trailed just his 2021 (106 RBI) and 2018 (107 RBI) totals and was good for 3rd-most in the NL while pacing all Major League third basemen...is 1 of 4 Major League third basemen since his rookie season in 2012 to have 4+ 100 RBI seasons, joining Nolan Arenado (7 seasons), Jose Ramirez (4 seasons) and Miguel Cabrera (4 seasons).
- Posted his 7th season of 25+HR & 90+ RBI, which ranks 2nd among active Major Leaguers, trailing just Nolan Arenado's 8 seasons of the kind.
- Set a club single-season record with 11 Interleague home runs in '24...previous record was 9 HR, accomplished 3 other times by Machado (2020), Juan Soto (2023) and Fernando Tatis Jr. (2023).
- Defensively, played 100 games (100 GS) at third base, turning in a .970 fielding percentage (7 E/232 TC) across 873.2 innings (9th-most innings among NL 3Bmen) at the hot corner...also logged 51 games (51 GS) at DH.

MANNY MACHADO



- Averaged a 92.4 mph exit velo on all balls put into play, which trailed only his 2021 average of 93.0 mph for the fastest single-season average of his career.
- Offseason surgery to repair the extensor tendon in his right elbow relegated Machado to DH duty for his first 24 appearances of the season...he played his first game at 3B on April 26 vs. PHI, 4 days after he was placed on the paternity list on April 22, as he and wife Yainee welcomed their first child.
- Logged 4 multi-HR games in '24 (June 29 @ BOS, July 30 vs. LAD, Sept. 6 vs. SF and Sept. 18 vs. HOU) 43rd of his career which at the end of the 2024 season, were the most among active Major Leaguers and T-15th all-time with Lou Gehrig, Dave Kingman, Andruw Jones & Miguel Cabrera.
- His 5 RBI on June 29 @ BOS were a season high and his most since 5 RBI on July 9, 2023 vs. NYM.
- Secured his 10th career walk-off (last: Aug. 9, 2022 vs. SF, HR) on July 5 vs. ARI with his 8th walk-off HR.
- Collected his 1,000th career RBI off his 3-run HR (14th of the season) in the T-7th on July 27 @ BAL to join at the time, just 7 other active players to accomplish the feat (Freddie Freeman - 1,232, Paul Goldschmidt - 1,187, Nolan Arenado - 1,132, Giancarlo Stanton - 1,103, Andrew McCutchen - 1,095, Carlos Santana - 1,082, J.D. Martinez - 1,071).
- Aug. 13 vs. PIT, reached the 500 RBI mark as a Padre... only 4 other players have accomplished the milestone in a Padre uniform (Tony Gwynn-1,138, Dave Winfield-626, Phil Nevin-573 and Adrian Gonzalez-501).
- Aug. 18 @ COL hit his 19th HR of the season and 157th as

MANNY MACHADO

a Padre, which surpassed Phil Nevin for 3rd-most in club history, trailing just Adrian Gonzalez (161) and Nate Colbert (163).


- Logged 4 consec. games with an XBH (3-2B, 2 HR) from Aug. 25-28, marking his longest streak of the kind since 4 consec. from Aug. 30 to Sept. 3, 2022.
- Surpassed Nate Colbert as San Diego's all-time HR leader with his 164th career HR as a Friar on Sept. 10 @ SEA.
- Drove in his 100th run of the year on Sept. 16 vs. HOU...at the time of the milestone, was 1 of 13 players since his rookie season (2012) to collect 4+100 RBI seasons & 1 of 8 active players to do so (most: Arenado, 7)...his 3 such seasons as a Padre (2021, 2022 & 2024) tie Adrian Gonzalez and Phil Nevin for most 100 RBI seasons in franchise history.
- On Sept. 18 vs. HOU, hit his 4th multi-HR game of the season and the 43rd multi-HR showing of his career, the most among all active players and T-23rd most all-time with Lou Gehrig, Dave Kingman, Andruw Jones and Miguel Cabrera.
- Started the 1st game-ending triple play in Major League history to clinch a Postseason berth on Sept. 24 @ LAD (3B Manny Machado to 2B Jake Cronenworth to 1B Donovan Solano)...marked the Padres 1st triple play since June 10, 2010 (G2) @ NYM (3B Chase Headley to 2B Lance Zawadzki to 1B Adrian Gonzalez) and was the only triple-play the

Padres have turned to end a game.

- Ended the season logging a hit in 12 of 19 games, 9 of which were multi-hit efforts (.303 BA/.934 OPS, 4-2B, 6 HR, 19 RBI).
 - Named the Padres' 2024 nominee for the Roberto Clemente Award, baseball's most prestigious individual honor for Major Leaguers...the award is the annual recognition of a Major League player who best represents the game of Baseball through extraordinary character, community involvement, philanthropy and positive contributions, both on and off the field....As part of the annual program, each MLB Club nominates one player to be considered for the league-wide Award in tribute to Clemente's achievements and character.
- POSTSEASON:** Appeared in all 7 of the Padres' Postseason games, where he totaled a .179 average with 1-2B, 1 HR and 4 RBI.
- Went hitless in Game 1 of the NL Wild Card Series against the Braves, however, hit safely in 4 of his final 6 Postseason games, going 5-for-25 (.200) with a 2B, HR, 4 RBI, and 4 runs scored.
 - The 2024 Wild Card Series vs. ATL marked the 1st time since 2018 Machado had gone homerless in a Postseason series...the streak of 5 consecutive playoff series logging at least 1 HR since 2020 was the longest HR streak in consecutive



MANNY MACHADO



playoff series in SD history.

2023

- After signing an 11-year contract through the 2033 season on Feb. 28th, Machado concluded his 12th Major League season (5th with SD) tabbed as a Silver Slugger Award finalist after amassing 21 2B, 30 HR and 91 RBI with 3 SB at a .258 clip (140-for-543) across 138 games.
- Save for the shortened 2020 season, Machado's 138 games played were his fewest since an injury-laden 2014 season (82 G)...2023 marked his 3rd-fewest games played in his career, trailing the 2014 season and his rookie campaign in 2012 (51 G).
- Turned in a .975 fielding percentage (7 E/278 TC) across 105 games (all starts) at the hot corner, with 74 of those games coming prior to the All-Star break...made 60 starts at third base during the second-half of the season after being diagnosed with lateral epicondylitis (tennis elbow) in September.
- Per Statcast, his 11 outs above average led the Padres...his 11 OAA at 3B tied for 2nd most among NL third basemen with COL's Ryan McMahon and trailing just PIT's Ke'Bryan Hayes' 17...per Fangraphs, his 11 OAA tied with Fernando Tatis Jr. for the team lead.

- Was placed on the 10-day IL on May 19 (retro: May 16) with a left hand fracture and was later reactivated on June 2.... Machado, had not been placed on the IL since 2014 with BAL (right knee sprain)...since he was reinstated from the IL in 2015, he has played the 2nd-most games of any player in MLB (1,294)...those 1,294 games trailed just Paul Goldschmidt's 1,312 games for the most of any player since 2015, and Manny's 280 HR since 2015 also rank 2nd in MLB behind just Nolan Arenado (297).
- July 5 vs. LAA, hit his 66th HR at Petco Park, passing Adrian Gonzalez's 65 HR for the most homers all-time at Petco Park.
- Celebrated his 31st birthday on July 6...among players who primarily played third base, Eddie Matthews (399 HR) is the only player with more HR than Machado (294) prior to turning 31.
- In Game 1 on July 15 @ PHI, connected with his 300th career HR to become the 11th active player to reach the 300 HR plateau.
- His final start in the field came on Aug. 31...made 19 appearances (all starts) at DH for the remainder of the season from Sept 1-29, hitting .321 (26-for-81) with 2 2B, 5 HR and 13 RBI.
- Tallied a 5-game hitting streak from Sept. 22-29 to conclude his season...hit .500 (11-22) with 2 HR and 7 RBI for a 1.294

MANNY MACHADO

OPS...the stretch tied for his 3rd-longest hitting streak of the year (longest: 7 G, 2 X).

- Reached base in 15 of his final 17 games at a .342 clip (.385 OBP) with 2 2B, 5 HR and 13 RBI...collected a hit in 12 of his final 16 and 20 of his final 26 games while hitting .288 (32-for-111) with 3 2B, 6 HR and 17 RBI.
- On Sept. 22 vs. STL , tallied his 6th multi-HR game of the year en route to his 7th, 30-HR season - which ties for the 3rd-most seasons of the kind among active players.
- Played for the Dominican Republic in the WBC for the 2nd time in his career (other: 2017)...hit .235 (4-for-17) with a 2B, 2 HR and 4 RBI in 4 games.
- Underwent right elbow extensor tendon repair surgery on October 3rd in Los Angeles, performed by Dr. Neal ElAttrache...estimated recovery timeline was 4-6 months.

2022

- Capped his 11th Major League season ranking among the top of the NL in OPS (3rd, .898), intentional walks (3rd, 10), AVG (4th, .298), SLG (4th, .531), runs (T-6th, 100), hits (6th, 172), RBI (T-6th, 102), extra-base hits (T-6th, 70), OBP (7th, .366) and home runs (9th, 32).
- Finished second in MVP voting, behind Paul Goldschmidt, marking the highest finish for a Padre since Ken Caminiti won the franchise's only MVP award in 1996...it was also his highest individual finish in MVP voting, as well as his fourth-career Top-5 finish.
- Named to the All-MLB First Team for the second time in his career (also, 2020).
- Amassed a career-high 7.4 WAR (Fangraphs), which trailed just Aaron Judge's 11.4 mark...it was the highest WAR by a

Padres' position player since Ken Caminiti in 1996.

- 2022 marked Machado's second 30+ home run season as a Padre and the sixth of his career, which ties for the second-most seasons of that kind among active players from 2012-22, trailing Mike Trout, Paul Goldschmidt and Nelson Cruz's seven 30+ home run seasons.
- On June 15 at CHC, collected his 1,500th hit of his career, making him just the 17th player in Major League history to notch 1,500 hits and 250 home runs before turning 30 years old.
- Accrued his 3rd-highest single-season RBI total (102), marking the 1st time in his career he collected 100+ RBI in consecutive seasons (106 RBI in '21)...he is 1 of 4 Major Leaguers to notch 100+ RBI in each of the last 2 seasons, joining Matt Olson, José Ramírez and Nolan Arenado.
- Also finished the season tied for third in the NL in multi-hit games after collecting his 50th multi-hit effort on the last day of the regular season...2022 tied his 2015 season with BAL for third-most multi-hit games in a single campaign (career high: 55 games in 2013 w/ BAL).
- His 70 XBH ranked third all-time among SD third basemen, behind Phil Nevin (72 in '01) & Ken Caminiti (79 in '96).
- Through the first 27 games of the season, Machado was part of a duo with former teammate Eric Hosmer that ranked No. 1 and No. 2 in the Majors in average and OBP for the first time since 1951, when Dodger teammates Jackie Robinson and Pee Wee Reese ranked No. 1 & No. 2 in both categories through the first 34 games of the 1951 season.
- On May 22, became the first player in MLB history with three doubles, a triple, three runs and a walk in a single game.
- Selected as a 2022 All-Star for the sixth time in his career on July 19 at Dodger Stadium...he started at 3B and went



MANNY MACHADO



0-for-2...he was robbed of a first-inning single (105 mph exit velocity) by CLE's 2B Andrés Giménez.

- Collected multiple hits in a career-long 8 consecutive games from Aug. 9-17, batting .486 (17-for-35) over the stretch...it was the longest multi-hit streak of any player in 2022 and tied with Tony Gwynn's 8-game multi-hit streak in 1988 for the second-longest in club history, trailing just Gary Sheffield's nine in 1992.
- Received Player of the Week honors on Aug. 15, after hitting .429 with a pair of home runs, 10 RBI, 7 runs and 12 hits...collected multiple hits in 5 of 6 games from Aug. 8-14, which included a 3-run, walk-off home run against San Francisco on Aug. 9.
- On Sept. 28, swiped his ninth bag of the year and was one stolen base shy of being the first Padre ever to have multiple seasons with triple-digit RBI and double-digit stolen bases... José Ramirez, Mike Trout, Paul Goldschmidt and Albert Pujols were the only active players to have three such seasons.

POSTSEASON: Slashed .271/.327/.583 and helped guide the Padres to their first NLCS since 1998 in 2022.

- With his home run in Game 2 of the NLCS, Machado homered in five consecutive Postseason series, dating back to 2020, making it the longest home run streak in consecutive Postseason series by a Padre in club history...the next longest stretch was Jim Leyritz's 2 straight series in 1998 and Trent Grisham's two series in 2022.
- Machado's seven extra-base hits in the 2022 Postseason

were the most of any Padre in a single playoff run (previous high was four XBH, tied by eight previous Padres), and his 4 homers tied with Leyritz' four in 1998 for the most by a Padre in a single Postseason.

- Machado's 7 RBI trailed just Leyritz' 9 in 1998 and Steve Garvey's 9 in 1984 for the most of any Padre in a single Postseason.

2021

- In his 3rd season with San Diego, logged 106 RBI, 1 shy of his career high (had 107 in 2018 between the Orioles and the Dodgers).
- Named to the NL All-Star team in place of Ronald Acuña Jr. on July 10...it marked his 5th career All-Star selection, his 1st in the NL, and his 1st since 2018 (BAL)...along with Jake Cronenworth and Fernando Tatis Jr., Machado's selection marked the 1st time SD had 3 All-Star infielders since 1992, with the other instance coming in 1985.
- His .407 slugging percentage with 2 strikes against him ranked 3rd highest in the NL behind just Bryce Harper's .424 SLG and Brandon Belt's .467 SLG.
- Prior to the All-Star game, hit .267 with a .354 OBP, .479 SLG, and .833 OPS...in the second half, hit .291 with a .338 OBP, .502 SLG, and a .840 OPS.
- Hit 122 line drives in 2021, and his 25.8 line drive percentage was the highest in a season in his career.

MANNY MACHADO

- His 247 hard-hit balls (those hit 95+ mph) led the NL, and his 52.2 hard-hit percentage ranked 4th in the NL behind Tatis Jr. (55.6%), Joey Votto (53.2%), and Juan Soto (52.7%)... his 93.1 mph average exit velocity ranked 2nd in the NL behind teammate Fernando Tatis Jr.'s 93.4 mph.
- His 63 barreled balls ranked 5th in the NL and 2nd on SD behind Fernando Tatis Jr.'s NL-leading 70 barreled balls.
- His 61 extra-base hits ranked T-2nd on the team with Cronenworth, trailing just Tatis Jr.'s 73 XBH...had a 6-game stretch in which he had at least 1 extra-base hit from July 17-23 (5 doubles and 1 HR for a .708 SLG).
- Had a season-long 11-game hitting streak from August 26-September 8, during which he hit .333 (15-for-45) with 4 2B and 2 HR...had a season-long 16-game OB streak from April 2-18, where he had 18 hits, 13 walks and a .437 OBP.
- Hit .344 (44-for-128) with runners in scoring position, which ranked 6th highest in the NL...his 1.307 OPS with RISP/ 2 out ranked 4th in the NL.
- Led the team in sacrifice flies (11), intentional walks (10), go-ahead RBI (25), and fly balls hit (164).
- From the beginning of September through the end of the season, posted a .859 OPS with a 505 SLG.
- Commissioned the Padres "Swagg Chain"...placed said chain on the necks of each Padre in the dugout after they homered and for postgame interviews...is made of real silver and semi-precious stones that weighed 6.5 lbs.

2020

- Earned his 1st-career Silver Slugger award and was an All-MLB First team selection along with teammate Fernando Tatis Jr...was a NL MVP finalist, finishing 3rd in the race behind LAD's Mookie Betts and ATL's Freddie Freeman (the winner)...was also a NL Gold Glove Award finalist (3B).
- Finished the season ranking T-3rd in the National League in multi-hit games (21), 5th in RBI (47), 6th in total bases (130), T-7th in hits (68), 8th in SLG (.606), and 9th in runs scored (44)...his .950 OPS was 11th best of any Padre in a season.
- Posted career highs in AVG (.304), OBP (.379), SLG (.580), OPS (.950), AB/HR (14.00), AB/RBI (4.77), and runs created per 27 outs (7.22).
- His 7 defensive runs saved (FanGraphs) ranked T-3rd among National League infielders with CHC's Javy Baez, trailing only Dansby Swanson's 10 and Nolan Arenado's 15.
- Hit 2 of the Padres 7 grand slams in 2020, including a walk off grand slam in the 10th inning on Aug. 19 vs. Texas Rangers...it was the Padres franchise-record 3rd grand slam in 3 games (Eric Hosmer would hit the Major League record 4th GS in 4 games the next day)...the walk off slam made Machado the youngest player in MLB history to have a walk off GS in both leagues, 1 of 22 players in MLB history with multiple walkoff grand slams and just 1 of 2 active players (also: Giancarlo Stanton), the 2nd player in Padres history to hit a walk-off slam in extra innings, joining Adrian Gonzalez

(June 2, 2010 vs. NYM) and the 1st Padre to hit a walk-off slam in extra innings while trailing in the game.

- Was named National League Player of the Week in back-to-back weeks on August 24 and August 31 (his 5th and 6th such awards of his career).
- Was the 1st Padres player to win NL Player of the Week in back-to-back weeks since Tony Gwynn in July 1988, and it marked the 1st time that the Padres have had consecutive awards since Andy Benes and Gwynn in Aug 1993... Machado was the 1st player to be honored in 2 straight weeks since CLE's Francisco Lindor in May '18...along with teammate Fernando Tatis Jr.'s award earlier in August (Aug. 9th), the Padres claimed 3 of the 1st 5 NL POW awards.
- Posted a 1.190 OPS @ Petco Park, the 3rd best OPS at home in MLB behind Brandon Belt (1.246) and DJ LeMahieu (1.265)...his 42 hits at home led all of baseball.
- His 1.222 OPS in Interleague games ranked 5th in MLB.

POSTSEASON: In his 4th-career Postseason run, he played in all 6 games and went 4-for-26 (.154) with 2 home runs, 2 RBI and 3 runs scored.

- Homered on October 1 vs. STL (Game 1 of the Wild Card series) in the 6th inning, following Fernando Tatis Jr.'s homer...it was the 2nd time in SD Postseason history in which the Padres hit back-to-back HRs (Tony Gwynn and Greg Vaughn on Oct. 17, 1998 @ NYY).

2019

- In his 1st season with SD, led the Padres in runs (81), XBH (55) and BB (65), ranked T-1st in runs created (86), 2nd in HR (32), RBI (85), total hits (150), games played (156), at-bats (587) and PA (661) and 3rd in 2B (21).
- Among all qualifying NL hitters against LHP, ranked T-1st in SLG (.685), T-6th in HR (13), 8th in OBP (.404) and T-9th in AVG (.315).
- Hit safely in a career-high 13 consecutive road games from April 30-May 28, slashing .333/.386/.549 with 5 2B, 2 HR and 7 RBI in that time...it tied with Hosmer's 13-game road hit streak from May 14-June 15 for the longest on the club.
- Recorded his 1st multi-HR game as a Padre on May 4 vs. LAD, with both HR coming off Rich Hill...it marked the 1st of 4 multi-HR games for Machado in 2019 (also: June 13 at COL, June 29 vs. STL and July 13 vs. ATL) and he finished the campaign with 50 career multi-HR games.
- Recorded an RBI in 8-straight games from June 16-25, 1 game shy of the Padres franchise record (3x: Jason Bartlett in 2011, Steve Finley in 1996 and Sixto Lezcano in 1982).
- In his return to Baltimore on June 25, homered in his 2nd at-bat, which was his 100th-career HR at Camden Yards.
- Hit his 200th career HR on July 20 at Wrigley Field, a 2-run HR off Jose Quintana...he became the 2nd-youngest 3B (27 years, 14 days old) to hit 200 HR in ML history, behind Eddie Matthews (25 years, 242 days).

MANNY MACHADO



- Made his 1st-career PH plate appearance in the 9th inning on September 12 vs. CHC...went 4,678 career PA before logging his 1st-career PH appearance, shattering the longest start-of-career streak of PA without pinch-hitting (among players to debut since 1961), ahead of Deivi Cruz's streak of 2,479 PA from 1997-2001.
 - Grounded into 24 2B plays, the most in the NL.
 - Hit .219 (62-for-283) in 78 games at Petco Park as opposed to a .289 mark (88-for-304) in 78 games on the road...when in opposing NL West ballparks, hit .306 (45-for-147) with 10 HR and 24 RBI...at Petco Park against the NL West, he hit .186 (22-for-118) with 5 HR and 15 RBI.
 - Made his 1st-career PH plate appearance in the 9th inning on September 12 vs. CHC...went 4,678 career PA before logging his 1st-career PH appearance, shattering the longest start-of-career streak of PA without pinch-hitting (among players to debut since 1961), ahead of Deivi Cruz's streak of 2,479 PA from 1997-2001.
 - Ended 2018 and his age-25 season with a 33.8 career WAR (wins above replacement), which is higher than Joe DiMaggio (33.6), Barry Bonds (33.3), Willie Mays (32.5) or Lou Gehrig (31.7) had through their age-25 seasons.
 - In 162 combined games between BAL and LAD, recorded his 1st-career 100+ RBI season (107) and matched his career high with 37 HR (also: 2016).
 - 1 of only 7 players to play in all 162 games in 2018, while also ranking among the Top 10 in several categories, including IBB (18, 3rd), hits (188, T-3rd), total bases (340, 4th), and multi-hit games (54, T-6th).
 - Held the longest on-base streak in the majors in 2018 with a career-high 33-game mark from June 27-August 2.
 - Selected to his 4th All-Star Game (also: 2013 and '15-16) and named the starting shortstop (2nd All-Star start) after playoffs for the 3rd time and 1st since 2016 with BAL.
- 2018**
- Acquired by LAD from BAL on July 18, a day after the All-Star Game for their Postseason run...appeared in the

MANNY MACHADO

batting .315 with 21 2B, 24 HR and 65 RBI before the break.

- In the 1st half of the season, he ranked among AL leaders in RBI (T-4th), SLG (.575, 5th) OPS (.963, 5th), hits (115, T-5th), AVG (6th), HR (6th) and OBP (.387, 9th)...he joined Alex Rodriguez, Arky Vaughan, and Cal Ripken, Jr. as the only players to start an All-Star Game at 3B and SS.
- Acquired by LAD from BAL on July 18 in a 6-player trade... led LAD in the 2nd half of the regular season in hits (73), RBI (42) and ABs (267) and tying the club lead in HR (13), 2nd in runs (36) and games (66) and T-2nd in 2B (14).
- LAD went 40-28 in the 2nd half after acquiring Machado... he finished the regular season with a 10-game hitting streak, going 13-for-40 with 2 2B, 2 HR, 11 RBI, and a .947 OPS.

POSTSEASON: Hit safely in 11 of the Dodgers' 16 games (.227 overall) in their NL pennant-winning Postseason run... homered twice in the NLDS vs. ATL and again in Game 1 of the NLCS at MIL.

2017

- Appeared in all 6 of the Dominican Republic's World Baseball Classic games in March...hit .321 (7-for-26).
- Named AL Player of the Month for August, his 2nd-career AL Player of the Month award (also: April 2016)...in August, he hit .341 (43-for-126) with 6 2B, 13B, 12 HR and 35 RBI.
- Named AL Player of the Week for the week of Aug. 14-20.
- Homered 5 times in the 6-game homestand (Aug. 18-23), including 2 walk-off HR (Aug. 18 and 23)...his 12 home runs in August were a career high for a single month.
- His walk-off grand slam on Aug. 18 vs. LAA was his 3rd homer of the game...he became the 13th player in ML history with 3 HR in a game with the last 1 being a walk-off.
- Hit 3 grand slams in 2017...his 6 grand slams from 2016-17 were the most in the majors...became just the 10th player in ML history to hit 3 grand slams in a calendar month.
- Hit a ML-leading 3 walk-off HR in 2017 (Aug. 18 vs LAA, Aug. 23 vs. OAK and Sept. 5 vs. NYY).

2016

- Selected to his 2nd consecutive and 3rd-career All-Star Game (also: 2013 and 2015) and elected the starting 3rd baseman by fan balloting...finished 5th in AL MVP voting.
- Hit 11 HR as a SS and 26 HR as a 3B, becoming the 2nd player in ML history to homer at least 10 times as a SS and 20 times as a 3B in the same season (also: Howard Johnson, NYM in 1989; 26 HR as 3B, 10 HR as SS).
- Named AL Player of the Month for April, batting .344 (33-for-96) with 10 2B, 7 HR, 16 RBI, and 20 runs scored.
- Played his 500th career game on May 30 vs. BOS...logged 211 XBH within his 1st 500 games, passing Cal Ripken, Jr. (208) for the Orioles record.

- Served a 4-game suspension after charging the mound, following being hit by a pitch on June 7 vs. KC by Yordano Ventura.
- Homered in the 1st, 2nd, and 3rd innings on August 7 at CWS...became the 2nd player in ML history to homer in each of the 1st 3 innings of a game (also: CWS Carl Reynolds on July 2, 1930 at NYY)...also became the 9th player in ML history to homer in 3 consecutive innings and 1st since Kevin Mench (TEX) on June 30, 2005 vs. LAA.
- Hit his 100th-career HR on Aug. 30 vs. TOR, becoming the fastest Oriole (in terms of age) to reach the 100-career HR plateau at 24.055...Eddie Murray (1980) did so at age 24.177.

POSTSEASON: Went 1-for-4 in BAL's 5-2 AL Wild Card game defeat to TOR on October 4.

2015

- Earned his 2nd Rawlings Gold Glove Award and 2nd All-Star game selection...finished 4th in AL MVP voting.
- Led all AL 3B in total chances (488), double plays (38), range factor/9.0 innings (3.09) and range Factor/game (3.01)...also ranked 2nd in assists (337) and putouts (132).
- Was the only player in the majors to play in all 162 regular season games.
- Named AL Player of the Week for the period ending on June 14 after batting .458 (11-for-24) with 12B, 2 HR, and 5 RBI (2nd career AL POW honor, also: 8/12/12).
- Named a player selection to the 2015 All-Star Game, his 2nd career ASG selection (1st: 2013).
- Made his 1st ML app.. at SS in the top of the 12th on Aug. 23 vs. MIN...made his 1st-ML start at SS on Aug. 31 vs. TB (his 1st pro start at SS since Aug. 8, 2012 with Double-A Bowie).
- Logged his 500th-career hit with a single in the 5th on Sept. 22 @ WSH.

2014

- Played in 82 games after beginning the season on the 15-day DL (retro: March 21), recovering from left knee surgery.
- Hit .210/.263/.276 in his 1st 26 games (May 1-30), before finishing the season batting .311/.353/.505 with 10 HR and 27 RBI in his final 56 games (May 31-August 11).
- Suspended 5 games from June 30-July 5 (G1) for "intentionally throwing his bat on the field" in the 8th inning on June 8 vs. OAK.

2013

- Hit 51 2B, leading the AL and becoming the 2nd player in ML history to record 50+ 2B in a season during which he was 20 years old, joining Alex Rodriguez (54 in 1996).
- Named to his 1st-career All-Star team as reserve 3B (0-for-1), collecting the 9th-most votes in the AL (4,101,089).
- Won his 1st-career Gold Glove Award, the 1st Orioles 3B to

MANNY MACHADO



win the award since Brooks Robinson in 1975...led all AL 3B in fielding % (.973), assists (355) and DP turned (42).

- Won the Platinum Glove, given annually to the best individual defender in each league.
- Posted a 4.4 defensive WAR, pacing all AL defenders and ranking 3rd-highest in the majors in 2013.
- Finished the season leading the AL in 2B (51) and ABs (667), 6th in hits (189), 7th in multi-hit games (55), T-7th in XBH (68), 10th in total bases (288) and T-16th in runs (88).
- Made his 1st-career Opening Day roster and became the 4th Oriole to start on Opening Day at 20-or-younger.
- Snapped his 1,206 consecutive innings played streak on June 27 vs. CLE (1st-career ejection).
- Suffered a torn medial patellofemoral ligament in his left leg on Sept. 23 at TB...placed on 60-day DL on Sept. 24 for the remainder of the season...on Oct. 14, Dr. Neal ElAttrache performed an arthroscopy and open reconstruction of the medial patellofemoral ligament...a hamstring tendon was used to graft a replacement for the ruptured ligament.

2012

- Began the season playing in 109 games for Bowie (AA) before having his contract selected by BAL on August 9 and making his ML debut that night against KC.
- Went 2-for-4 with a 3B in his ML debut, becoming the 1st Orioles position player to debut before age 21 since Eugene Kingsale on September 3, 1996.
- Homered twice in his 2nd ML game at 20 years, 35 days old...became the 1st player in modern ML history (since 1900) to hit 2 HR and a 3B in his 1st 2 career games in the majors...also became the youngest player in ML history to have a multi-HR game in either his 1st or 2nd career game.
- Became the 1st player since at least 1918 to hit 3 homers in his 1st 4 career games at age 20-or-younger.
- Named Co-American League Player of the Week with BOS' Adrian Gonzalez for the week ending Aug. 12, becoming the youngest POW winner in either league and in the 10-year history of MLB's Player of the Week Award...was the 1st position player to be honored in his 1st week of eligibility and the youngest player ever to win the award.
- Selected to his 2nd consecutive Futures Game roster.

POSTSEASON: Became the 2nd-youngest player (20,096) in ML history to homer in the postseason in Game 3 of the ALDS at NYY on October 10, 2012...was passed on the list by Bryce Harper 2 days later on October 12, 2012 (19,362).

2011

- Split the season between Delmarva (A) and Frederick (A)... following the season, ranked as the 2nd-best prospect in the Orioles system by *Baseball America*.
- Named the MVP of the Mills Cup with a HR and 7 RBI.

- Selected to his 1st US roster for the Futures Game in Phoenix, Ariz.

2010

- Named the best prospect in the Orioles organization by *Baseball America* following his 1st professional stint... homered for his 1st professional hit in his 2nd-career game on August 28 vs. DSL Rays (R).

PERSONAL

- Originally signed with the Padres on Feb. 21, 2010 to a 10-year, \$300-million contract through the 2028 season, which was the largest at the time for a free agent in MLB history... on February 27, 2023, the Padres signed Machado to a new 11-year, \$350M contract through the 2033 season, which at the time was the 4th-largest guaranteed contract in MLB history, behind only Mike Trout (\$426.5M), Mookie Betts (\$365M) and Aaron Judge (\$360M).
- Married to Yainee, who is the sister of former Padres 1st baseman and Yonder Alonso...the couple married in the offseason in 2014 in Angers, France, right outside of Paris.
- Yonder, whom Manny considers one of his best friends, introduced Manny to Yainee in 2009, when the three of them went to lunch one day after classes at the University of Miami...Yonder had taken Manny under his wing, and while they were training for the season together, Manny and Yainee became friends...in 2011, Yonder invited Manny to join them on a family vacation in Spain, and it was at that time when Yainee and Manny started dating.
- Established in 2022, Manny's Hot Corner hosts underserved youth throughout the season with t-shirts, game tickets, dinner and a meet-and-greet with Manny himself after batting practice.
- When he was 17, ate empanadas with then-teammate Bryce Harper while in Barquisimeto, Venezuela with the 2009 under-18 U.S. National Team for the Pan Am junior world championships. "Crushed them," Machado said.
- Graduated from Brito Miami Private High School and was drafted 3rd overall by the Orioles in 2010.
- Manny's grandfather, Francisco Nuñez, had the largest impact on his passion for baseball...he passed away during his senior year of high school and Machado writes his initials (FN) in the infield dirt as he takes the field every game.
- Manny and Yainee have a dog named "Kobe" (named after Kobe Bryant).

MANNY MACHADO

MANNY MACHADO CAREER BATTING

Season	Team	League	AVG	G	AB	R	H	2B	3B	HR	RBI	BB	SO	SB	CS	OBP	SLG	OPS	PA	HBP	SAC	SF	GIDP
2010	G-ORI	ROK	.143	2	7	1	1	0	0	1	2	0	1	0	0	.143	.571	.714	7	0	0	0	0
2010	ABD	A(Short)	.345	7	29	2	10	1	1	0	3	3	2	0	0	.406	.448	.854	32	0	0	0	0
2010	2 Teams	Minors	.306	9	36	3	11	1	1	1	5	3	3	0	0	.359	.472	.831	39	0	0	0	0
2011	DEL	A(Full)	.276	38	145	24	40	8	2	6	24	23	25	3	1	.376	.483	.859	170	1	0	1	8
2011	FRE	A(Adv)	.245	63	237	24	58	12	3	5	26	22	48	8	5	.308	.384	.692	260	0	0	1	8
2011	2 Teams	Minors	.257	101	382	48	98	20	5	11	50	45	73	11	6	.335	.421	.756	430	1	0	2	16
2012	BOW	AA	.266	109	402	60	107	26	5	11	59	48	70	13	4	.352	.438	.790	459	6	1	2	15
2012	BAL	MLB	.262	51	191	24	50	8	3	7	26	9	38	2	0	.294	.445	.739	202	0	1	1	6
2013	BAL	MLB	.283	156	667	88	189	51	3	14	71	29	113	6	7	.314	.432	.746	710	2	9	3	15
2014	FRE	A(Adv)	.667	3	12	5	8	4	1	0	2	1	1	1	0	.692	1.167	1.859	13	0	0	0	0
2014	BAL	MLB	.278	82	327	38	91	14	0	12	32	20	68	2	0	.324	.431	.755	354	3	2	2	13
2015	BAL	MLB	.286	162	633	102	181	30	1	35	86	70	111	20	8	.359	.502	.861	713	4	2	4	17
2016	BAL	MLB	.294	157	640	105	188	40	1	37	96	48	120	0	3	.343	.533	.876	696	3	0	5	14
2017	BAL	MLB	.259	156	630	81	163	33	1	33	95	50	115	9	4	.310	.471	.781	690	1	0	9	17
2018	BAL	MLB	.315	96	365	48	115	21	1	24	65	45	51	8	1	.387	.575	.962	413	0	0	3	14
2018	LAD	MLB	.273	66	267	36	73	14	2	13	42	25	53	6	1	.338	.487	.825	296	2	0	2	12
2018	2 Teams	MLB	.297	162	632	84	188	35	3	37	107	70	104	14	2	.367	.538	.905	709	2	0	5	26
2019	SD	MLB	.256	156	587	81	150	21	2	32	85	65	128	5	3	.334	.462	.796	661	6	0	3	24
2020	SD	MLB	.304	60	224	44	68	12	1	16	47	26	37	6	3	.370	.580	.950	254	0	0	4	9
2021	SD	MLB	.278	153	564	92	157	31	2	28	106	63	102	12	3	.347	.489	.836	640	2	0	11	10
2022	SD	MLB	.298	150	578	100	172	37	1	32	102	63	133	9	1	.366	.531	.897	644	1	0	2	12
2023	SD	MLB	.258	138	543	75	140	21	0	30	91	50	109	3	2	.319	.462	.781	601	2	0	6	20
2024	SD	MLB	.275	152	593	77	163	30	0	29	105	45	124	11	2	.325	.472	.797	643	1	0	4	25
Career	3 Teams	MLB	.279	1735	6809	991	1900	363	18	342	1049	608	1302	99	38	.338	.488	.826	7517	27	14	59	208
Career	5 Teams	Minors	.269	222	832	116	224	51	12	23	116	97	147	25	10	.349	.442	.791	941	7	1	4	31

WILD CARD

Season	Team	League	AVG	G	AB	R	H	2B	3B	HR	RBI	BB	SO	SB	CS	OBP	SLG	OPS	PA	HBP	SAC	SF	GIDP
2012	BAL	MLB	.333	1	3	0	1	0	0	0	1	0	1	0	0	.333	.333	.666	4	0	1	0	0
2016	BAL	MLB	.250	1	4	0	1	0	0	0	0	0	0	0	0	.250	.250	.500	4	0	0	0	0
2020	SD	MLB	.143	3	14	1	2	0	0	1	1	0	2	0	0	.143	.357	.500	14	0	0	0	1
2022	SD	MLB	.231	3	13	1	3	1	0	1	3	1	6	0	0	.286	.538	.824	14	0	0	0	0
2024	SD	MLB	.143	2	7	1	1	1	0	0	2	0	3	0	0	.143	.286	.429	7	0	0	0	1
Career	2 Teams	MLB	.195	10	41	3	8	2	0	2	7	1	12	0	0	.214	.390	.604	43	0	1	0	2

DIVISION SERIES

Season	Team	League	AVG	G	AB	R	H	2B	3B	HR	RBI	BB	SO	SB	CS	OBP	SLG	OPS	PA	HBP	SAC	SF	GIDP
2012	BAL	MLB	.125	5	16	2	2	1	0	1	1	2	5	0	0	.222	.375	.597	19	0	1	0	1
2018	LAD	MLB	.176	4	17	2	3	1	0	2	6	1	7	0	0	.222	.588	.810	18	0	0	0	1
2020	SD	MLB	.167	3	12	2	2	0	0	1	1	1	2	0	0	.231	.417	.648	13	0	0	0	0
2022	SD	MLB	.357	4	14	1	5	1	0	1	2	3	5	0	0	.471	.643	1.114	17	0	0	0	0
2024	SD	MLB	.190	5	21	3	4	0	0	1	2	0	6	0	0	.190	.333	.523	21	0	0	0	1
Career	3 Teams	MLB	.200	21	80	10	16	3	0	6	12	7	25	0	0	.264	.463	.727	88	0	1	0	3

LEAGUE CHAMPIONSHIP SERIES

Season	Team	League	AVG	G	AB	R	H	2B	3B	HR	RBI	BB	SO	SB	CS	OBP	SLG	OPS	PA	HBP	SAC	SF	GIDP
2018	LAD	MLB	.296	7	27	5	8	1	0	1	3	2	6	1	0	.367	.444	.811	30	1	0	0	3
2022	SD	MLB	.238	5	21	2	5	1	0	2	2	0	6	0	0	.238	.571	.809	21	0	0	0	0
Career		MLB	.271	12	48	7	13	2	0	3	5	2	12	1	0	.314	.500	.814	51	1	0	0	3

MANNY MACHADO



WORLD SERIES

Season	Team	League	AVG	G	AB	R	H	2B	3B	HR	RBI	BB	SO	SB	CS	OBP	SLG	OPS	PA	HBP	SAC	SF	GIDP
2018	LAD	MLB	.182	5	22	2	4	0	0	0	3	1	5	0	0	.208	.182	.390	24	0	0	1	0
Career	LAD	MLB	.182	5	22	2	4	0	0	0	3	1	5	0	0	.208	.182	.390	24	0	0	1	0

POSTSEASON (COMBINED)

Season	Team	League	AVG	G	AB	R	H	2B	3B	HR	RBI	BB	SO	SB	CS	OBP	SLG	OPS	PA	HBP	SAC	SF	GIDP
2012	BAL	MLB	.158	6	19	2	3	1	0	1	2	2	6	0	0	.238	.368	.606	23	0	2	0	1
2016	BAL	MLB	.250	1	4	0	1	0	0	0	0	0	0	0	0	.250	.250	.500	4	0	0	0	0
2018	LAD	MLB	.227	16	66	9	15	2	0	3	12	4	18	1	0	.278	.394	.672	72	1	0	1	4
2020	SD	MLB	.154	6	26	3	4	0	0	2	2	1	4	0	0	.185	.385	.570	27	0	0	0	1
2022	SD	MLB	.271	12	48	4	13	3	0	4	7	4	17	0	0	.327	.583	.910	52	0	0	0	0
2024	SD	MLB	.179	7	28	4	5	1	0	1	4	0	9	0	0	.179	.321	.500	28	0	0	0	2
Career	3 Teams	MLB	.215	48	191	22	41	7	0	11	27	11	54	1	0	.260	.424	.684	206	1	2	1	8

ALL-STAR

Season	Team	League	AVG	G	AB	R	H	2B	3B	HR	RBI	BB	SO	SB	CS	OBP	SLG	OPS	PA	HBP	SAC	SF	GIDP
2013	AL	MLB	.000	1	1	0	0	0	0	0	0	0	1	0	0	.000	.000	.000	1	0	0	0	0
2015	AL	MLB	.500	1	2	1	1	1	0	0	1	0	0	0	0	.500	1.000	1.500	2	0	0	0	0
2016	AL	MLB	.000	1	3	0	0	0	0	0	0	0	0	0	0	.000	.000	.000	3	0	0	0	0
2018	AL	MLB	.000	1	2	0	0	0	0	0	0	0	0	0	0	.000	.000	.000	2	0	0	0	0
2021	NL	MLB	1.000	1	1	1	1	0	0	0	0	0	0	0	0	1.000	1.000	2.000	1	0	0	0	0
2022	NL	MLB	.000	1	2	0	0	0	0	0	0	0	0	0	0	.000	.000	.000	2	0	0	0	1
Career		MLB	.182	6	11	2	2	1	0	0	1	0	1	0	0	.182	.273	.455	11	0	0	0	1

CAREER TRANSACTIONS

OPTIONS USED: 0/3

- 2010** Signed by BAL as a first-round selection (3rd overall) in the First-Year Player Draft, August 16
- 2018** Acquired by LAD from BAL in exchange for Breyvic Valera, Yusniel Diaz, Zach Pop, Dean Kremer and Rylan Bannon, July 18
- 2019** Signed by SD as a Major League free agent, February 21



MARTÍN MALDONADO

NRI

Height: 6-0 Bats: R
Weight: 230 Throws: R

15
C

[mar-TEEN]
@machtetmaldonado

Full Name	Martin Benjamin Maldonado
Date of Birth	August 16, 1986 in Naguabo, Puerto Rico
Current Residence	Toa Alta, Puerto Rico
2025 Opening Day Age	38
MLB Service Time	12.100
How Obtained	Signed as a minor league free agent on January 16, 2025
Contract Status	Signed through 2025

QUICK HITS

- Signed a minor league contract with SD including a non-roster invitation to Major League Spring Training on January 16, 2025.
- Spent parts of his 2024 offseason in the Dominican Winter League, LIDOM, and Puerto Rico's Winter League, Liga de Béisbol Profesional Roberto Clemente.
- Among active Major League catchers entering the 2025 campaign, he ranks 3rd in assists (508) and pickoffs (20), 4th in games caught (1,108) and runners caught stealing (157), 5th in catcher's ERA (3.87) and 9th in fielding percentage (.993).
- Is 1 of 18 catchers in Major League history to catch 3-or-more no-hitters, doing so on Aug. 1, 2023 vs. CLE (Framber Valdez), June 25, 2023 @ NYY (combined) and Aug. 3, 2019 vs. Seattle (combined).
- In his second stint with the Houston Astros (2019-2023), the team reached the Postseason each year, including their World Series title in 2022.
- Has appeared in 65 career Postseason games (all with the Astros), ahead of Yogi Berra (63) and trailing only fellow countrymen Yadier Molina (104) and Jorge Posada (119) for most all-time by a catcher.
- Won a Gold Glove in 2017 with the Los Angeles Angels after leading all Major League catchers in games caught (137) and defensive runs saved (23), and finished with the highest fielding percentage (.998) among American League catchers.
- Represented Puerto Rico in the 2013 and 2023 World Baseball Classic, finishing second in the 2013 tournament.
- In 2022, he earned the Houston BBWAA's Darryl Kile Good Guy Award, annually presented to an Astros player who exhibits good character and decency towards teammates, fans and media.
- Maldonado's popular nickname, Machete, was given to him because of his strong arm and ability to throw out potential base stealers. He ranked tied for first in the AL in catcher caught stealings (16) in 2022 and led the AL in that category in 2021.
- Despite accruing 12.100 years of Major League service time entering 2025, Maldonado has only been on the Injured List once, a 6-day stint on the COVID-IL in 2021.

ACCOLADES

World Series Champion (2022, HOU)

Houston BBWAA's Darryl Kile Good Guy Award (2022)

AL Gold Glove (2017, LAA)

Wilson Defensive Player of the Year - Catcher (2017, LAA)

2024 SEASON

- Signed a one-year Major League contract with the CWS on January 5 and made his 12th career Opening Day roster.
- Batted .119 (16-for-135) with 3 2B, 4 HR, 11 RBI, 8 BB and 9 R in 48 games before being designated for assignment on July 19, and later released.
- In the month of July, he slashed .375/.444/1.000, hitting safely in his final 5 G...he went 6-for-15 with a 2B, 3 HR, 6 RBI, HBP, BB and 4 R during the streak.
- 3 of his 4 HR on the season came in the final 5 games.
- He spent parts of the offseason with the Leones del Escogido in the Dominican Winter League before joining the Indios de Mayagüez, as part of The Roberto Clemente Professional Baseball League.

2023

- Recorded a career-high 15 HR for the second consecutive season and posted his 3rd-straight double-digit home run campaign.
- Hit his 100th career HR June 13 vs. WSH, a solo shot off Chad Kuhl.
- Hit his 41st home run with the Astros on April 14 vs. TEX, passing Brad Ausmus for 3rd-most round-trippers by a catcher in Astros team history.
- With a HR at Milwaukee on May 29, Maldonado became just the 4th player in MLB history to homer against all 30 teams within the first 100 career HR (others: José Guillen, Orlando Hudson and Stephen Drew).
- Caught his 3rd no-hitter, a 9.0-inning shutout by LHP Framber Valdez, on August 1 vs. CLE...he became just the 18th catcher in MLB history to be the starter for at least three-no hitters, according to Elias Sports Bureau.
- Represented Puerto Rico in the 2023 World Baseball

MARTÍN MALDONADO



Classic...he went 4-for-12 with two walks and five runs scored...caught an eight inning combined perfect game against Israel on March 13.

POSTSEASON: Started all 11 Postseason games, recording 2 multi-hit games...Game 6 of the ALCS marked his 64th Postseason appearance, passing Yogi Berra for the 3rd-most playoff games by a catcher in Major League history.

2022

- Made his 10th Opening Day roster in his career and sixth consecutive Opening Day start (7th overall)...surpassed 10 years of Major League service time during the season.
- Set career highs in HR (15) and RBI (45) during the regular season, slashing .186/.248/.352 with 12 2B, 22 BB and 40 R in 113 G...made 110 starts behind the plate, the second-most among AL catchers, and tied for the most catcher caught stealing (16) in the AL.
- Caught two immaculate innings in the same game against the same three batters on June 15 at TEX, catching RHP Luis Garcia (2nd inning) and RHP Phil Maton (7th inning)...the Astros became the first team to have two pitchers toss immaculate innings in the same game.
- Caught his second career no-hitter on June 25 at NYY, becoming the first player to catch two combined no-hitters in MLB history.

- Went 4-for-4 with 4 RBI and 4 R in the Astros 11-2 rout over OAK on Sept. 18, matching a career high (2x, other: July 13, 2012 vs. PIT & May 31, 2015 vs. ARI).

POSTSEASON: Started 11 of the Astros' 13 Postseason games during the team's run to the World Series title...reached base safely in 8 of the 11 games played with 6 H, 2 HBP and 2 BB.

- Awarded the Darryl Kile Good Guy Award, presented to an Astros player who exhibits good character and decency towards teammates, fans and media...The award is voted on by the Houston BBWAA chapter.

2021

- Finished the season as a Gold Glove finalist, leading AL catchers with 18 catcher caught stealing and 3rd with 118 starts.
- Recorded a career-high 47 walks and hit double-digit home runs for the third time in his career (other: 2017 & 2019).
- Was placed on the COVID-IL for six days from April 14-20...this was the first time in his Major League career on an IL in 11 seasons.
- Drove in a career-high 5 R on June 4 at TOR, including his second career grand slam in the sixth inning off Hyun Jin Ryu.

MARTÍN MALDONADO

NRI



POSTSEASON: Started all 16 Postseason games behind the plate, hitting .130 (6-for-46) with 5 RBI, 2 HBP, 2 BB and 2 R...drove in 3 R in Game 5 of the World Series at ATL.

a career-best .350 OBP during the regular season.

POSTSEASON: Appeared in all 13 Postseason games for the Astros, including 12 starts...caught 1-for-2 base-stealers and picked off a runner.

2020

- Led all MLB catchers in G (47) and ranked 1st among AL catchers in BB (27) and 2nd in RBI (24) during the 60-game shortened COVID-19 season.
- Opened the season with 3 multi-RBI G vs. the Mariners...hit .455 (5-for-11) with 6 RBI and R in the opening series.
- Set a Houston franchise record for RBI by a catcher over the first 3 games of a single season with 6...also became the first MLB catcher with 6or-more RBI over the first3 games of a season since Brian McCann in 2007 (6 RBI).
- Became the first MLB catcher to steal a base and record a caught stealing on his birthday since Jake Early did so on May 19, 1948...also became the first Astros catcher to steal a base on his birthday
- Became the first Astros catcher to start both games of a doubleheader vs. OAK on August 29 (last: Tony Eusebio on July 8, 2005 vs. SD).
- Reached base safely in 33 of 47 games played, and recorded

2019

- Split the season between KC (74 G) and CHC (4 G) before returning to HOU (27 G) at the trade deadline for the remainder of the regular season and the Astros' Postseason run.
- Signed with the Royals as a free agent, was traded to the Cubs in exchange for LHP Mike Montgomery on July 15 and later traded to Houston in exchange for IF/OF Tony Kemp on July 31.
- Caught his first career no-hitter 3 ays into his tenure with HOU on Aug. 3 vs. SEA, a combined no-hitter between Aaron Sanchez (6.0 IP), Will Harris (1.0 IP) and Chris Devenski (1.0 IP).
- Hit .304 (14-for-46) with 7 XBH (4 2B, 3 HR), 7 RBI and a HBP on the first pitch of his AB.
- Signed a 2-year deal with the Astros as a free agent on December 23, 2019.

MARTÍN MALDONADO



NRI

POSTSEASON: Hit .300 during the Postseason, hitting safely in 5 of 7 G, helping the Astros secure their second AL Pennant in 3 seasons.

- Became the fifth Puerto Rican-born catcher to homer in the Fall Classic, joining Sandy Alomar Jr., Jorge Posada, Roberto Perez and Javy Lopez.

2018

- Split the season between LAA and HOU...traded to the Astros in exchange for LHP Patrick Sandoval and international cash.
- Had the highest caught stealing rate among qualified catchers (48.6%), throwing out 17-of-35 baserunners, and the 6th-most games behind the plate on the season.
- Hit .280 with RISP (26-for-93) with 10 XBH (8 2B, 2 HR) and 37 RBI.
- Finished a single shy of hitting for the cycle on Aug. 19 at OAK, going 3-for-4 with a home run...his triple marked the third of his career and first since June 23, 2017 at BOS... became the first MLB catcher to record a double, triple and homer in the same game since Jarrod Saltalamacchia did so on Sept. 12, 2012 with BOS.

POSTSEASON: Made his first Postseason roster and appearance, playing in 7 of the Astros' 8 games.

- In the first game of the ALDS, recorded his first Postseason HR with a solo shot in the seventh inning off of CLE's Cody Allen.

2017

- Had a career year offensively and defensively with the LAA, earning his first career Gold Glove and setting career highs in G (138), AB (429), R (43), H (95), 2B (19), HR (14), HBP (18) and RBI (38).
- Lead Major League catchers in G (137) and defensive runs save (23), per FanGraphs.com...became just the 3rd catcher in Angels history to win a Gold Glove (other: Benji Molina & Bob Boone).
- Reached base in a career-high 11 games, including a 5-game hit streak, from May 9-22...during his on-base streak, he owned a slash line of .333/.385/.444 and recorded a hit in 9 of the 11 games.

2016

- In his final season with MIL, posted a .720 OPS in 47 games after the All-Star break...had 11 of his 15 extra-base hits and 16 of his 21 RBI in the second half of the season.
- Recorded a career-high 7-game hit streak from July 21-August 2, hitting .391 (9-for-23) with a HR, 4 RBI, 3 BB and 2 R.
- Finished the season with the 2nd-lowest stolen base rate (65.2%) in the Majors, behind only teammate Jonathan

Lucroy (62.3%) -min. 500.0 inn.

2004-15

- Tallied a walk-off RBI-single in the 11th inning on Mother's Day on May 10, **2015** with his mother, Jeanette, in attendance...homered earlier in the contest...recorded his first career walk-off homer later that month on May 31 in the 17th inning vs. ARI.
- Brewers pitchers posted a 3.77 ERA (115ER, 274.1 IP) with him behind the plate in **2014** during his 4th big league season.
- Made his first career Opening Day roster in **2013** in what was his 3rd campaign with the Brewers (first full).
- Began the **2012** season at Triple A before playing in 78 games in the Majors with the Brewers...recorded his first-career home run (June 3 vs. PIT) and grand slam (Oct. 2 vs. SD)...made his first career start on May 29, 2012 at LAD, recording his first hit off Nathan Eovaldi (single).
- Recalled by the Brewers on Sept. 1, **2011** and made his MLB Debut as a defensive replacement on Sept. 3 at HOU.
- Across his 517 minor league games played from **2004-12**, he slashed .236/.313/.333 with 71 doubles, 1 triple, 31 HR and 169 runs scored...in 502 appearances behind the dish, he owned a .989 fielding percentage (45 errors in 4,132 total chances).

PERSONAL

- Married to Janelise and have three children, Anaiah Mila, Aiden and Gianna Camila.
- Nicknamed "Martincito", meaning "Little Martin" and "Machete" because of his arm strength behind the plate.
- He received a Rolex from his pitchers for catching the no-hitter in 2019, which he wears on occasion...he received two bottles of whiskey for catching the additional two no-hitters, which have yet to be cracked open.

MARTÍN MALDONADO

NRI

MARTÍN MALDONADO CAREER BATTING

Season	Team	League	AVG	G	AB	R	H	2B	3B	HR	RBI	BB	SO	SB	CS	OBP	SLG	OPS	PA	HBP	SAC	SF	GIDP
2011	MIL	MLB	.000	3	1	0	0	0	0	0	0	0	1	0	0	.000	.000	.000	1	0	0	0	0
2012	MIL	MLB	.266	78	233	22	62	9	0	8	30	17	56	1	1	.321	.408	.729	256	2	4	0	5
2013	MIL	MLB	.169	67	183	13	31	7	1	4	22	13	53	0	0	.236	.284	.520	202	3	3	0	2
2014	MIL	MLB	.234	52	111	14	26	5	0	4	16	11	32	0	0	.320	.387	.707	126	3	1	0	4
2015	MIL	MLB	.210	79	229	19	48	7	0	4	22	23	65	0	1	.282	.293	.575	256	1	1	2	6
2016	MIL	MLB	.202	76	208	21	42	7	0	8	21	35	56	1	0	.332	.351	.683	253	6	3	1	6
2017	LAA	MLB	.221	138	429	43	95	19	1	14	38	15	119	0	2	.276	.368	.644	471	18	8	1	12
2018	LAA	MLB	.223	78	265	24	59	14	0	5	32	13	73	0	1	.284	.332	.616	290	10	1	1	3
2018	HOU	MLB	.231	41	108	15	25	4	1	4	12	3	25	0	0	.257	.398	.655	114	1	1	1	5
2018	2 Teams	MLB	.225	119	373	39	84	18	1	9	44	16	98	0	1	.276	.351	.627	404	11	2	2	8
2019	KC	MLB	.227	74	238	26	54	15	0	6	17	17	55	0	0	.291	.366	.657	263	5	2	1	9
2019	CHC	MLB	.000	4	11	0	0	0	0	0	0	2	5	0	0	.154	.000	.154	13	0	0	0	0
2019	HOU	MLB	.202	27	84	20	17	4	0	6	10	13	26	0	0	.316	.464	.780	98	1	0	0	2
2019	3 Teams	MLB	.213	105	333	46	71	19	0	12	27	32	86	0	0	.293	.378	.671	374	6	2	1	11
2020	HOU	MLB	.215	47	135	19	29	4	0	6	24	27	51	1	0	.350	.378	.728	165	1	2	0	2
2021	HOU	MLB	.172	125	373	40	64	10	1	12	36	47	127	0	0	.272	.300	.572	426	5	0	1	9
2022	HOU	MLB	.186	113	344	40	64	12	0	15	45	22	116	0	0	.248	.352	.600	379	7	4	2	6
2023	HOU	MLB	.191	117	362	33	69	12	0	15	36	30	139	0	0	.258	.348	.606	407	3	12	0	10
2024	CWS	MLB	.119	48	135	9	16	3	0	4	11	8	51	0	0	.174	.230	.404	147	1	3	0	5
Career	6 Teams	MLB	.203	1167	3449	358	701	132	4	115	372	296	1050	3	5	.278	.344	.622	3867	67	45	10	86

WILD CARD

Season	Team	League	AVG	G	AB	R	H	2B	3B	HR	RBI	BB	SO	SB	CS	OBP	SLG	OPS	PA	HBP	SAC	SF	GIDP
2020	HOU	MLB	.143	2	7	0	1	0	0	0	0	0	3	0	0	.143	.143	.286	7	0	0	0	0
Career	HOU	MLB	.143	2	7	0	1	0	0	0	0	0	3	0	0	.143	.143	.286	7	0	0	0	0

DIVISION SERIES

Season	Team	League	AVG	G	AB	R	H	2B	3B	HR	RBI	BB	SO	SB	CS	OBP	SLG	OPS	PA	HBP	SAC	SF	GIDP
2018	HOU	MLB	.125	3	8	1	1	0	0	1	1	0	4	0	0	.125	.500	.625	9	0	1	0	1
2019	HOU	MLB	.400	2	5	0	2	0	0	0	1	0	1	0	0	.400	.400	.800	5	0	0	0	0
2020	HOU	MLB	.143	4	14	3	2	0	0	1	1	0	8	0	0	.200	.357	.557	15	1	0	0	0
2021	HOU	MLB	.067	4	15	1	1	0	0	0	1	0	6	0	0	.067	.067	.134	16	0	1	0	1
2022	HOU	MLB	.143	3	7	0	1	0	0	0	0	0	5	0	0	.143	.143	.286	7	0	0	0	0
2023	HOU	MLB	.167	4	12	0	2	0	0	0	0	1	4	0	0	.231	.167	.398	14	0	1	0	1
Career	HOU	MLB	.148	20	61	5	9	0	0	2	4	1	28	0	0	.175	.246	.421	66	1	3	0	3

LEAGUE CHAMPIONSHIP SERIES

Season	Team	League	AVG	G	AB	R	H	2B	3B	HR	RBI	BB	SO	SB	CS	OBP	SLG	OPS	PA	HBP	SAC	SF	GIDP
2018	HOU	MLB	.091	4	11	2	1	1	0	0	0	0	3	0	0	.167	.182	.349	12	1	0	0	1
2019	HOU	MLB	.250	2	8	0	2	1	0	0	0	0	4	0	0	.250	.375	.625	8	0	0	0	0
2020	HOU	MLB	.214	7	14	3	3	2	0	0	0	4	7	0	0	.389	.357	.746	19	0	1	0	0
2021	HOU	MLB	.071	6	14	0	1	0	0	0	0	1	4	0	0	.235	.071	.306	17	2	0	0	0
2022	HOU	MLB	.286	3	7	2	2	1	0	0	1	2	2	0	0	.500	.429	.929	10	1	0	0	0
2023	HOU	MLB	.125	7	16	2	2	0	0	0	2	3	7	0	0	.300	.125	.425	20	1	0	0	1
Career	HOU	MLB	.157	29	70	9	11	5	0	0	3	10	27	0	0	.306	.229	.535	86	5	1	0	2

WORLD SERIES

Season	Team	League	AVG	G	AB	R	H	2B	3B	HR	RBI	BB	SO	SB	CS	OBP	SLG	OPS	PA	HBP	SAC	SF	GIDP
2019	HOU	MLB	.286	3	7	2	2	0	0	1	1	1	1	0	0	.375	.714	1.089	8	0	0	0	0
2021	HOU	MLB	.235	6	17	1	4	0	0	0	4	1	6	0	0	.263	.235	.498	19	0	0	1	0
2022	HOU	MLB	.200	5	15	0	3	0	0	0	1	0	4	0	0	.250	.200	.450	16	1	0	0	0
Career	HOU	MLB	.231	14	39	3	9	0	0	1	6	2	11	0	0	.279	.308	.587	43	1	0	1	0

MARTÍN MALDONADO



POSTSEASON (COMBINED)

Season	Team	League	AVG	G	AB	R	H	2B	3B	HR	RBI	BB	SO	SB	CS	OBP	SLG	OPS	PA	HBP	SAC	SF	GIDP
2018	HOU	MLB	.105	7	19	3	2	1	0	1	1	0	7	0	0	.150	.316	.466	21	1	1	0	2
2019	HOU	MLB	.300	7	20	2	6	1	0	1	2	1	6	0	0	.333	.500	.833	21	0	0	0	0
2020	HOU	MLB	.171	13	35	6	6	2	0	1	1	4	18	0	0	.275	.314	.589	41	1	1	0	0
2021	HOU	MLB	.130	16	46	2	6	0	0	0	5	2	16	0	0	.196	.130	.326	52	2	1	1	1
2022	HOU	MLB	.207	11	29	2	6	1	0	0	2	2	11	0	0	.303	.241	.544	33	2	0	0	0
2023	HOU	MLB	.143	11	28	2	4	0	0	0	2	4	11	0	0	.273	.143	.416	34	1	1	0	2
Career	HOU	MLB	.169	65	177	17	30	5	0	3	13	13	69	0	0	.253	.249	.502	202	7	4	1	5

CAREER TRANSACTIONS

OPTIONS USED: 2/3

- 2004 Signed by LAA in the 27th round of the First-Year Player Draft, June 21
- 2007 Signed by MIL as a minor league free agent, January 24
- 2016 Acquired by LAA from MIL along with C Jett Bandy in exchange for RHP Drew Gagnon, December 13
- 2018 Acquired by HOU from LAA in exchange for LHP Patrick Sandoval and a player to be named later, July 26
- 2019 Signed by KC as a Major League free agent, March 11
Acquired by CHC from KC in exchange for LHP Mike Montgomery, July 15
Acquired by HOU from CHC in exchange for OF Tony Kemp, July 31
- 2024 Signed by CWS as a Major League free agent, January 5
- 2025 Signed by SD as a minor league free agent, January 16



RON MARINACCIO

Height: 6-0 Bats: R
Weight: 194 Throws: R

[mair-uh-NAH-chee-oh]
@ron_marinaccio

97

RHP

Full Name	Ronald James Marinaccio
Date of Birth	July 1, 1995 in Brick, New Jersey
Current Residence	Toms River, New Jersey
2025 Opening Day Age	29
MLB Service Time	2.027
MLB Debut	April 9, 2022 vs. BOS (with NYY)
How Obtained	Acquired from CWS in exchange for cash considerations on January 24, 2025
Contract Status	Signed through 2025

QUICK HITS

- Made 101 appearances out of the Yankees' bullpen from 2022-24, owning a 3.22 ERA, .188 opponents' AVG, 2 saves, 14 holds and 137 strikeouts across 114.1 big league innings.
- Made Opening Day rosters for NYY in both 2022 & '23.
- In 2022, he became the first pitcher in MLB history to not allow a hit in 16 of his first 19 career appearances and 22 of his first 27.
- Did not allow a hit to 57 consecutive batters faced in June/July 2022, tying with NYY's Dwight Gooden (57 in 1996) for the second-longest streak in MLB since 1974, behind only CLE's Dennis Eckersley (71) in 1977.
- Claimed off waivers by CWS from NYY on Sept. 23 and never pitched for the White Sox before being acquired by SD on January 24, 2025 in exchange for cash considerations.

2024 SEASON

- Appeared in 16 games over 5 stints with the Yankees and 35 games with Class AAA Scranton/Wilkes-Barre.
- Began the season with the RailRiders...recalled by the Yankees on April 13 and went 1-0 with a 1.42 ERA (2 ER, 12.2 IP), .135 (5-37) opponents' AVG and 10 strikeouts over his first 9 appearances.
- Posted a hold on April 23 vs. OAK and earned the win April 28 at MIL.
- Tossed 2.0 scoreless IP in consecutive games on May 2 at BAL and May 7 vs. HOU...optioned to Scranton/Wilkes-Barre on May 9 and recalled for the second time June 9.
- Allowed 5 R (4 ER) on 7 hits and 4 walks over 6.1 IP in 4 outings before being optioned on June 20.
- Recalled on July 31 but did not pitch that day at PHI and was optioned following the game.
- Served as the 27th man for a doubleheader Aug. 10 vs. TEX, throwing 2.1 scoreless IP with 3 strikeouts in Game 1.
- Recalled for the 5th and final time Sept. 1 ... appeared in 2 games (4 ER, 5 H, HR) before being optioned on Sept. 6.
- Designated for assignment on Sept. 20 and claimed off waivers by CWS on Sept. 23...acquired by SD from CWS in

ACCOLADES

MiLB.com Organization All-Star (2021, NYY)

- exchange for cash considerations on January 24, 2025.
- Per Statcast, relied on 3 pitches: four seamer (51.1%), changeup (33.9%) and sweeper (14.9%).
- Opponents hit .150 with a .166 xBA against his four seamer, .367 with a .309 xBA against his change up, and .077 against his sweeper.


2023

- Made 45 relief appearances over 2 stints with the Yankees after making his 2nd consecutive Opening Day roster.
- Limited opponents to a .208/.340/.357 (35-168) slash line.
- Posted a 1.65 ERA (3 ER, 16.1 IP) with 22 strikeouts and a .132 (7-53) opponents' AVG over his first 14 outings.
- Earned the win May 6 at TB (1.1 scoreless IP)...recorded his first career save May 18 at TOR after a perfect 9th inning.
- Did not allow an earned run in 11 straight appearances from May 28-June 29, the second-longest streak of his career (15 from May 22-July 28, 2022)...went 2-2 with 1 save, 2 holds and 12 strikeouts over 10.0 IP during that stretch.
- Struck out a career-high 4 batters on June 8 vs. CWS (2.1 IP) and July 30 at BAL (career-high 2.2) ... earned his second career save on June 24 vs. TEX (1.0 scoreless IP).
- Optioned to Scranton/Wilkes-Barre on July 31...recalled on Sept. 9 and threw 1.0 scoreless IP that day vs. MIL before being optioned back to the RailRiders following the game.

2022

- Spent the majority of the season with the Yankees after making his first career Opening Day roster, going 1-0 with a 2.05 ERA (10 ER, 44.0 IP) and 56 strikeouts (11.45 per 9.0 IP) in 40 relief appearances over 4 stints.
- Held opponents to a .149/.289/.236 (22-148) slash line... among pitchers with at least 75 batters faced, his .149 opponents average ranked 6th in the Majors.
- Became the first pitcher in MLB history to not allow a hit in 16 of his first 19 career appearances and 22 of his first 27.
- Recorded at least one strikeout in 33 of his first 40 career

RON MARINACCIO



appearances, tying Joba Chamberlain (2007-08) and Dellin Betances (2013-14) for the most in Yankees history by a reliever in his first 40 career outings...also became the first Yankees reliever to record a strikeout in each of his first 12 career games (April 9-June 19).

- Did not allow an earned run in 34 of his first 40 career appearances, joining Chamberlain (2007-08) as the only Yankees pitchers since at least 1913 to accomplish that feat...also tied Chamberlain's franchise record by not allowing a run in 17 of his first 19 career appearances.
- Made his MLB debut on April 9 vs. BOS, tossing a scoreless 4th inning with his 1st career strikeout (Bobby Dalbec)...threw 1.1 scoreless IP in his second outing on April 11 vs. TOR but gave up 5 runs in 1.2 IP in his next 2 appearances and was optioned to Scranton/Wilkes-Barre on April 28.
- Appeared in 2 games with the RailRiders before being recalled by the Yankees on May 8...did not make an appearance and optioned on back to Scranton/Wilkes-Barre on May 11.
- Recalled again on May 21...made 15 consecutive scoreless appearances from May 22-1-July 28, allowing just one hit with 22 strikeouts over 19.0 IP.
- Posted his first career hold on May 25 vs. BAL, retiring all 6 batters faced...earned his first MLB win on June 10 vs. the Cubs after tossing a scoreless 13th inning.
- Made 11 consecutive appearances (13.2 IP) without allowing a hit from June 10-July 28, tying Tommy Kahnle (April 14-May 5, 2019) for the second-longest streak in franchise

history behind Paul Assenmacher (12) from Aug. 2-29, 1993...according to STATS, his 57 consecutive batters faced without allowing a hit tied the Yankees' Dwight Gooden (57 in 1996) for the second-longest streak in MLB since 1974 behind Cleveland's Dennis Eckersley (71) in 1977.

- Was on the 15-day injured list from July 3-23 with right shoulder inflammation, including 2 rehab appearances.
- Ended the season with 5 straight scoreless appearances (5.0 IP) and struck out 15 batters in 9.0 IP over his final 9.
- Left his final outing of the season on Oct. 2 vs. BAL with a stress reaction in his right shin and was placed on the 15-day IL Oct. 4...was not on the Yankees' NLDS or NLCS rosters due to the injury.

2021

- Was named a MiLB.com Organization All-Star after going 2-1 with a 2.04 ERA (15 ER, 66.1 IP) .153 (35-229) opponents' AVG, 5 saves and 105 strikeouts (14.25 per 9.0 IP) in 40 appearances between Scranton/Wilkes-Barre and Double-A Somerset.
- Led all Yankees minor leaguers (min. 60.0 IP) in strikeouts per 9.0 IP and strikeout rate (39.9 percent), tied for the lead in appearances, ranked 2nd in ERA and T-5th in saves.
- Recorded a combined no-hitter with Luis Severino (4.0 IP) and Shawn Semple (4.0) on Aug. 8 vs. Bowie...tossed a scoreless 9th to complete the no-hitter, the first in Somerset history.

RON MARINACCIO

- Following the season, was tabbed by *Baseball America* as the having the Best Changeup in the Yankees system.

2017-20

- Did not pitch in **2020** following the cancellation of the minor-league season due to the COVID-19 pandemic.
- Spent **2019** with Class A Charleston, making 18 relief appearances...began the season on the injured list with a strained right elbow and was reinstated on June 9.
- Appeared in a combined 17 games in **2018** between Class A Staten Island and Advanced Rookie Pulaski, going 0-2 with a 4.76 ERA (18 ER, 34.0 IP), 4 saves and 54 strikeouts (14.3 per 9.0 IP).
- Tied for 3rd in the Gulf Coast League with 5 saves in his professional **2017** debut season with the CCL Yankees East...pitched in one postseason game, throwing 2.0 scoreless IP.

PERSONAL

- Married Gianna.
- Attended the University of Delaware...was named Second Team All-Colonial Athletic Association as a junior in 2017.
- Is a graduate of Toms River (N.J.) High School, where he played baseball and basketball.

RON MARINACCIO



RON MARINACCIO CAREER PITCHING

Season	Team	Level	W	L	ERA	G	GS	CG	SV	SVO	IP	H	R	ER	HR	HB	BB	SO	WHIP	AVG	AB	WP	GDP	TBF	NP-S
2017	G-YAE	ROK	3	0	2.30	13	0	0	5	6	15.2	12	4	4	0	1	6	15	1.15	.211	57	2	0	65	113 - 89
2018	PUL	ROK	0	2	1.77	10	0	0	2	2	20.1	15	7	4	1	2	3	33	0.89	.197	76	0	0	83	327 - 223
2018	SI	A(Short)	0	0	9.22	7	0	0	2	2	13.2	21	14	14	0	0	3	21	1.76	.356	59	1	1	63	251 - 162
2018	2 Teams	Minors	0	2	4.76	17	0	0	4	4	34.0	36	21	18	1	2	6	54	1.24	.267	135	1	1	146	578 - 385
2019	CHS	A(Full)	0	0	4.18	18	0	0	4	4	32.1	23	18	15	0	3	18	40	1.27	.200	115	3	2	140	583 - 377
2021	SOM	AA	1	1	1.82	22	0	0	3	5	39.2	17	8	8	2	3	19	64	0.91	.129	132	3	1	155	635 - 414
2021	SWB	AAA	1	0	2.36	18	0	0	2	2	26.2	18	8	7	2	2	8	41	0.98	.186	97	0	0	108	458 - 302
2021	2 Teams	Minors	2	1	2.04	40	0	0	5	7	66.1	35	16	15	4	5	27	105	0.93	.153	229	3	1	263	1093 - 716
2022	SOM	AA	0	0	0.00	1	0	0	0	0	1.0	0	0	0	0	0	0	3	0.00	.000	3	0	0	3	17 - 12
2022	SWB	AAA	1	0	2.79	8	0	0	0	0	9.2	10	3	3	3	0	4	21	1.45	.250	40	0	0	44	183 - 120
2022	NYY	MLB	1	0	2.05	40	0	0	0	0	44.0	22	12	10	2	6	24	56	1.05	.149	148	5	2	181	757 - 470
2022	2 Teams	Minors	1	0	2.53	9	0	0	0	0	10.2	10	3	3	3	0	4	24	1.31	.233	43	0	0	47	200 - 132
2023	SWB	AAA	0	1	8.80	14	0	0	1	1	15.1	12	16	15	2	2	18	13	1.96	.218	55	0	0	77	320 - 170
2023	NYY	MLB	4	5	3.99	45	0	0	2	6	47.1	35	24	21	6	7	27	56	1.31	.208	168	2	2	205	896 - 547
2024	SWB	AAA	1	3	2.04	35	0	0	8	8	39.2	25	9	9	2	4	14	41	0.98	.179	140	4	1	159	648 - 418
2024	NYY	MLB	1	0	3.86	16	0	0	0	1	23.1	18	11	10	4	3	10	25	1.20	.217	83	0	3	99	395 - 251
Career	NYY	MLB	6	5	3.22	101	0	0	2	7	114.2	75	47	41	12	16	61	137	1.19	.188	399	7	7	485	2048 - 1268
Career	6 Teams	Minors	7	7	3.32	146	0	0	27	30	214.0	153	87	79	12	17	93	292	1.15	.198	774	13	5	897	3535 - 2287

CAREER TRANSACTIONS

OPTIONS USED: 3/4

- 2017 Signed by NY Yankees as a 19th-round selection in the First-Year Player Draft, August 10
- 2024 Claimed off waivers by CWS from NY Yankees, September 23
- 2025 Acquired by SD from CWS in exchange for cash considerations, January 24



YUKI MATSUI

Height: 5-9 Bats: L
Weight: 190 Throws: L

[YOU-kee matt-SOO-ee]
@yuki.matsui

1
LHP

Full Name	Yuki Matsui
Date of Birth	October 30, 1995 in Yokohama, Japan
Current Residence	Yokohama, Japan
2025 Opening Day Age	29
MLB Service Time	1.000
How Obtained	Signed as an international free agent on December 23, 2023
Contract Status	Signed through 2028

QUICK HITS

- Made 64 appearances out of the SD pen during his rookie 2024 MLB campaign, trailing only Robert Suarez's 65. The 64 appearances also ranked T-2nd among all NL rookies and T-4th among all ML rookies.
- Ranked in the 90th percentile league-wide in xERA (2.90), xBA (.204) and whiff rate (31.8%) - also ranked 89th in chase rate (33.0%).
- Including Postseason action, went scoreless in 8 of his 9 appearances vs. the eventual World Series-champion Los Angeles Dodgers in 2024, going 1-0 with a 1.29 ERA (1 ER, 7.0 IP).
- Pitched for Gold Medal-winning Team Japan in the 2023 World Baseball Classic.
- Over 10 seasons (2014-23) in NPB in Japan, was a 5-time All-Star and posted a 2.40 career ERA (176 ER, 659.2 IP), 860 strikeouts and 236 saves in 501 career appearances, all with the Tohoku Rakuten Golden Eagles.
- Led the Pacific League in saves 3 times in his career (2019, 2022 & 2023). Became NPB's youngest player ever to reach the 200-save plateau.
- In 2023, Matsui posted a 1.57 ERA with a career-best 39 saves, 0.89 WHIP and 72 strikeouts in 59 appearances. Struck out 32.4% of the batters he faced and owned a 31.9% career strikeout rate.
- Recorded an ERA under 2.00 in each of his final 3 NPB seasons (2021-23), while compiling 95 saves with a 1.42 cumulative ERA over that span.
- Selected to the Japan national baseball team for the 2013 18U Baseball World Cup, 2015 exhibition games against Europe, 2015 WBSC Premier12, 2017 World Baseball Classic, 2018 MLB Japan All-Star Series and the 2019 WBSC Premier12.

2024 SEASON

- Made 64 appearances out of SD's pen in his rookie year, trailing only Robert Suarez's 65...the 64 app also ranked T-2nd among all NL rookies and T-4th among ML rookies.
- Went scoreless in 10 of his first 11 appearances from March 20-April 16 to begin his MLB career, going 2-0 with 3 holds and a 0.90 ERA, 1.10 WHIP and .182 AVG against over that span.

ACCOLADES

5x NPB All-Star (2015, '17, '19, '21, '22 with Rakuten)

3x Pacific League Saves Leader in NPB (2019, '22, '23 with Rakuten)

World Baseball Classic Gold Medalist (2023, Japan)

- Picked up his first ML win in his 3rd outing of the season on Mach 28 vs. SF, his 3rd of 4 consecutive scoreless appearances to begin his ML career.
- Posted the 2nd-longest scoreless-inning streak by an SD reliever in '24 - a career-best 12.0 IP from June 7-July 3 with 7 hits allowed (.163 AVG) and a 1.08 WHIP over that span... the streak trailed only Robert Suarez's 20.1 consecutive scoreless frames from April 3-May 26.
- Notched reverse splits, limiting RHH to a .196 clip while LHH batted .216, but 5 of his 8 HR allowed came against RHH.
- 8 of his 9 holds came in the first half of the season, with his lone 2nd half hold coming on July 26 at BAL...his 9 holds were 6th-most in the SD pen, trailing Estrada (16), Morejon (12), Adam (12), Peralta (11) and Scott (10).
- Owned a 3.41 ERA in 29 home appearances and a 4.01 ERA in his 35 road outings.
- With no runners on, opponents hit .215 (28-130)...with runners on, they hit .188 (18-96), including .163 (7-43) with RISP and .125 with RISP 2/out (3-24)...got out of all 4 of his bases loaded jams.
- Among all NL relievers that faced at least 140 batters with 2 strikes, his .122 AVG in such scenarios ranked T-9th with bullpen-mate Jeremiah Estrada.
- 24 of his 64 appearances came vs. NL West opponents, going 2-0 with a 2.22 ERA (6 ER, 24.1 IP) and a .210 AVG against the division.
- Including Postseason action, went scoreless in 8 of his 9 appearances vs. the eventual World Series-champion LAD, going 1-0 with a 1.29 ERA (1 ER, 7.0 IP).
- When he pitched in Padres' wins, he went 4-0 with a 1.70 ERA (7 ER, 37.0 IP), and when he pitched in Padres' losses, he went 0-2 with a 6.66 ERA (19 ER, 25.2 IP).
- Made just 5 appearances in September, including a gap of 14 team games in between appearances from Sept. 7-26... allowed 2 ER in each of his first 2 Sept. outings before going scoreless across his final 3 appearances in the last week of the season from Sept. 26-29.

YUKI MATSUI



- Ranked in the 90th percentile in xERA (2.90), xBA (.204) and whiff rate (31.8%), while ranking 89th in chase rate (33.0%).

- Per Statcast, relied on 4 pitches: sinker (50.5%), slider (22.9%), split finger (20.6%) and four-seamer (6.0%).

POSTSEASON: Made his Postseason debut in G4 of the NLDS vs. LAD, allowing 1 hit and with 1 SO in the 9th inning of SD's 8-0 defeat in.

2023

- In his 10th season for the Tohoku Rakuten Golden Eagles in the Nippon Professional Baseball (NPB), posted a 1.57 ERA (10 ER, 571 IP) with a career-best 39 saves, 0.89 WHIP and 72 strikeouts in 59 appearances.
- Set a career high in SO/BB ratio with a 5.54 mark (72 SO against 13 BB)...bested his previous-high of a 4.46 SO/BB ratio in 2019.
- Recorded an ERA under 2.00 for the third consecutive season (1.92 in '22 and 0.63 in '21) while compiling 95 saves with a 1.42 cumulative ERA (24 ER, 152.0 IP) over that stretch.
- It was also his sixth total season with a sub-2.00 ERA...also: 2015 (0.87), 2017 (1.20) and 2019 (1.94).
- His 0.89 WHIP marked his second-best mark in a season, trailing just his 0.77 WHIP he had the previous season in 2022.
- Pitched for the Gold Medal-winning Team Japan in the 2023

World Baseball Classic.

2022

- In 53 appearances in his 9th season for the Golden Eagles, owned a 1-3 record with 32 saves and a 1.92 ERA (11 ER, 51.2 IP).
- It was his second consecutive season posting a sub-2.00 ERA, after owning a 0.63 ERA in 2021.
- Struck out 83 batters with just 19 walks allowed...his 83 punchouts were his most in a season since his 107 strikeouts in 2019.
- Set a career high in strikeouts per 9.0 innings pitched at 14.5, besting his previous best of 13.8 SO/9 IP in 2019...also set a career-best in WHIP (0.77).

2021

- Owned a career-best 0.63 ERA (3 ER, 43.0 IP) with just one home run allowed in his 43 appearances.
- Besides his 2014 rookie season (27 appearances) and his 2020 season (25 appearances), his 43 appearances in 2021 were the fewest he made in a single season in his career.
- Marked his only winless season, posting an 0-2 record in 43 appearances...also faced just 172 batters, the fewest in a season in his career.

YUKI MATSUI



2020

- His 25 appearances in 2020 with Rakuten were his fewest in a single season in his career, and he went 4-5 with just two saves and a 3.18 ERA (24 ER, 68.0 IP).
- Matsui's two saves were the second-fewest he had in a campaign, ahead of just his save-less rookie 2014 season.
- His 286 batters faced also ranked second most to just his 504 batters faced in his rookie 2014 campaign...2014 was the only season he worked as a starter (made 17 starts and 10 relief appearances in 2014).

2019

- Appeared in 68 G, going 2-8 with 38 SV and a career-high-tying 12 holds (also 2015) and a 1.94 ERA (15 ER, 69.2 IP).
- Posted his third-career 100+ strikeout season (also: 126 in 2014 and 103 in 2015), fanning 107 of his 271 batters faced.
- Allowed a career-most five home runs, which was later matched in his 2020 season.

2014-18

- In his fifth season in the NPB in **2018**, went 5-8 with 11 holds and a 3.65 ERA in 53 appearances for Rakuten...his 72.2 innings of work were his 3rd most in a season in his career, behind just his 85.0 IP and 136.1 IP in 2014.
- In **2017**, fanned just 62 batters in 214 batters faced... posted a 1.20 ERA (7 ER, 52.2 IP) and a 3-3 record in 52

appearances...his 33 saves tied his career-high 33 from '15.

- In his third season in **2016**, logged a 3.32 ERA and 1-4 record in 58 appearances for the Golden Eagles...made 63 appearances with a 0.87 ERA in **2015** in his sophomore season logging 33 saves, 12 holds, and 103 strikeouts...made his professional debut in **2014**, going 4-8 with a 3.80 ERA (49 ER, 116.0 IP) across 27 appearances (17 starts)...his 17 starts in 2014 would be the only starts of his career.

PERSONAL

- Was the No. 1 overall pick when the Tohoku Rakuten Golden Eagles won his rights in October 2013.
- Was a member of the Team Japan in the 2017 World Baseball Classic and was teammates with Yu Darvish on the 2023 championship team...when he signed with the Padres, Matsui noted that a big part of his decision to sign with San Diego was that countryman Yu Darvish is the Padres' ace.
- Preceded is first official media scrum of Spring Training with an 95-second opening statement in which he spoke in English and Spanish. Matsui began by saying, "Hello everyone. My name is Yuki Matsui. Hola. ¿Qué onda todos? Me nombre es Yuki Matsui. You can call me Yuki, Mat, Mats, whatever." He closed by addressing San Diegans: "Lastly, to San Diego and all Padres fans, nice to meet you. Mucho gusto. I promise you that I will always give my best to bring you joy with my pitches. My family and I are so glad to be a part of this beautiful city. So we would be very happy if you give us a warm welcome. Thank you very much. Muchas gracias."



YUKI MATSUI CAREER NPB PITCHING

Year	Team	G	W	L	ERA	SV	HLD	HP	CG	SHO	PCT	BF	IP	H	HR	BB	HB	SO	WP	BK	R	ER
2014	Rakuten	27	4	8	3.80	0	3	4	1	0	.333	504	116.0	91	2	67	8	126	6	2	52	49
2015	Rakuten	63	3	2	0.87	33	12	15	0	0	.600	284	72.1	37	3	28	2	103	3	0	7	7
2016	Rakuten	58	1	4	3.32	30	10	11	0	0	.200	272	62.1	47	4	40	1	75	1	1	23	23
2017	Rakuten	52	3	3	1.20	33	5	8	0	0	.500	214	52.2	31	0	26	1	62	0	0	8	7
2018	Rakuten	53	5	8	3.65	5	11	15	0	0	.385	281	66.2	53	4	29	3	91	5	0	28	27
2019	Rakuten	68	2	8	1.94	38	12	14	0	0	.200	271	69.2	40	5	24	1	107	2	0	17	15
2020	Rakuten	25	4	5	3.18	2	8	9	0	0	.444	286	68.0	56	5	28	3	82	4	0	25	24
2021	Rakuten	43	0	2	0.63	24	0	0	0	0	.000	172	43.0	22	1	21	1	59	1	0	3	3
2022	Rakuten	53	1	3	1.92	32	7	8	0	0	.250	194	51.2	21	4	19	0	83	1	0	11	11
2023	Rakuten	59	2	3	1.57	39	8	10	0	0	.400	222	57.1	38	3	13	0	72	2	0	14	10
Career	Totals	501	25	46	2.40	236	76	94	1	0	.352	2700	659.0	436	31	295	20	860	25	3	188	176

YUKI MATSUI CAREER MLB PITCHING

Season	Team	Level	W	L	ERA	G	GS	CG	SV	SVO	IP	H	R	ER	HR	HB	BB	SO	WHIP	AVG	AB	WP	GIDP	TBF	NP-S
2024	SD	MLB	4	2	3.73	64	0	0	0	4	62.2	46	27	26	8	0	27	69	1.16	.204	226	8	2	257	1049 - 661
Career	SD	MLB	4	2	3.73	64	0	0	0	4	62.2	46	27	26	8	0	27	69	1.16	.204	226	8	2	257	1049 - 661

MLB POSTSEASON (COMBINED)

Season	Team	Level	W	L	ERA	G	GS	CG	SV	SVO	IP	H	R	ER	HR	HB	BB	SO	WHIP	AVG	AB	WP	GIDP	TBF	NP-S
2024	SD	MLB	0	0	0.00	1	0	0	0	0	1.0	1	0	0	0	0	0	1	1.00	.250	4	0	0	4	11-7
Career	SD	MLB	0	0	0.00	1	0	0	0	0	1.0	1	0	0	0	0	0	1	1.00	.250	4	0	0	4	11-7

CAREER TRANSACTIONS

OPTIONS USED: 0/3

- 2013 Signed by Tohoku Rakuten Golden Eagles
- 2023 Signed by SD as an international free agent, December 23



MASON MCCOY

NRI

Height: 6-0 Bats: R
Weight: 180 Throws: R

41
INF

X @mason_mccoy1
@therealmccoy__1

Full Name	Mason Steven McCoy
Date of Birth	March 31, 1995 in Peoria, Illinois
Current Residence	Foley, Alabama
2025 Opening Day Age	29
MLB Service Time	0.065
MLB Debut	August 30, 2023 vs. WSH (with TOR)
How Obtained	Signed as a minor league free agent on November 18, 2023
Contract Status	Signed through 2025

QUICK HITS

- 2025 marks McCoy 8th professional season and 2nd with the Padres, signing back with the Padres on a minor league deal on December 5, 2024.
- Has made stops with BAL (2017-21), SEA (2022-23) and TOR (2023) before originally joining the Padres as a minor league free agent on November 18, 2023.
- Originally drafted by the Orioles in the 6th-round of the 2017 First-Year Player Draft from the University of Iowa.
- In 2023, saw his first ML action of his career with 6 big league games for the Blue Jays in August-September.
- In 2019, tabbed by *Baseball America* as the Orioles' No. 27 prospect in which he ranked in the top 10 among BAL farmhands in runs scored (T-1st, 81), triples (T-1st, 7), hits (2nd, 158), total bases (3rd, 206) and AVG (10th, .266).

2024 SEASON

- Across his 19 games played (16 GS) with SD, reached base in 9 of the 18 contests in which he logged an at-bat and slashed .204/.278/.245 with 2-2B, 3 RBI, 5 BB, 19 SO and 1 SB.
- Defensively, turned in a perfect fielding percentage (53 TC) across 19 games (16 GS) and 143.2 innings at shortstop.
- Across the 19 games of his sophomore season, collected a hit in 8 of those contests, including a career-long, 5-game hitting streak & OB streak from Aug. 21-25 (.385/.500/.385)... it marked the 1st time in his Major League career he had collected a hit in consecutive games.
- Notched his 1st ML hit after his contract was selected the same day on Aug. 21 vs. MIN...drove in his 1st career run the following day vs. NYM.
- Connected with his 1st career XBH (2B) on Aug. 27 @ STL.
- Logged his 1st multi-hit effort and 2nd career XBH on Aug. 31 @ TB, a double to left field in the top of the 7th inning.
- Placed on the 10-day Injured List on Sept. 22 (retro: Sept. 19) for the remainder of the season with back inflammation.
- Saw a majority of his playing time with Triple-A El Paso, where he batted .260 (100-for-385) with 26-2B, 3-3B, 5 HR and 50 RBI across 108 games.
- As a Chihuahua, accrued a career mark in 2B and matched

ACCOLADES

- 2x MiLB.com Organization All-Star (2019 BAL, 2022 SEA)
- Eastern League Mid-Season All-Star (2019, BAL)
- Arizona Fall League Rising Star (2019, Surprise)
- New York-Penn League Mid-Season All-Star (2017, BAL)

his career high in SB from 2023 with 25 swipes...also ranked among the top PCL bats in both 2B (T-7th) and SB (T-8th).

2023

- Began the season with the Mariners' organization for the 2nd consecutive season and played in 87 games for Triple-A Tacoma before being traded to TOR on July 26 for RHP Trent Thornton.
- On Aug. 29 with TOR, received the first big league call-up of his career...went on to appear in 6 games as a Blue Jay, going 0-for-1 with 1 SO...appeared at SS 6 times as a defensive replacement...the Blue Jays were 5-1 with him on their roster.
- Optioned back to BUF on Sept. 8 before being DFA'd by TOR on Sept. 20, and outrighted back to BUF two days later.
- At the time of his promotion, had split the season at the at the Triple-A level between BUF and TAC, hitting .226 (91-for-402) over 108 G with 21 2B, 3 3B, 12 HR, and 64 RBI.
- Overall at Triple-A, posted minor league career highs in RBI (65), stolen bases (25), walks (59) and strikeouts (146) at a .221 (92-for-417) clip across 114 combined games.
- Spent time defensively at SS (84 G), 2B (12 G), and 3rd (9 G)...turned in a combined .986 fielding % (6 errors).
- Signed a minor league contract with the Padres on Nov. 18.

2022

- Acquired by SEA from BAL in exchange for cash considerations on April 7 and spent the balance of the season with Triple-A Tacoma, where he posted career highs in doubles (23), HR (21) and total bases (209).
- Over 124 games, hit .256 (113-for-442) with 72 runs scored, 23 2B, 5 3B, 21 HR, 63 RBI, 50 BB, 63 RBI and 22 stolen bases.

MASON MCCOY



- Named an MiLB.com Organization All-Star for the Mariners.

2021

- In his 4th professional season, ascended to Triple-A Norfolk, where he spent the entirety of the season with the Tide batting .221 (90-for-408) with 21 2B, 6 3B, 9 HR and 43 RBI across 112 games.
- At home, hit .221 (44-for-199) with 9 2B, 4 3B, 6 HR and 26 RBI in 57 games; nearly mirrored his production on the road, batting .220 (46-for-209) with 12 2B, 2 3B, 3 HR and 17 RBI in 55 games.
- Saw his best month of the season in May, when he hit .277 (23-for-83) with 3 2B, 4 3B, 2 HR and 10 RBI for a .348 OBP and .482 SLG.

2020

- Did not play due to the COVID-19 pandemic.

2019

- Named a MiLB.com Organization All-Star with the Orioles and an Eastern League Mid-Season All-Star after posting career bests in games (132), runs (81) and hits (158).

- Garnered Orioles Player of the Month accolades for June after slashing .313/.379/.384 (35-for-112) with 6 2B, 1 3B, 18 R, 4 RBI across 27 games.

- Finished the season ranked in the top 10 among BAL farmhands in runs scored (T-1st, 81), triples (T-1st, 7), hits (2nd, 158), total bases (3rd, 206) and AVG (10th, .266).
- Split the season between Class A-Advanced Frederick and Double-A Bowie, hitting a combined .290 (158-for-545) with 22 2B, 7 3B, 4 HR, 81 runs scored, and 48 RBI in 132 games.
- Hit .379 (44-for-116) with 11 extra-base hits, 21 runs, and 17 RBI in 27 games for Frederick before his promotion on May 6.
- Following the season, played for the Surprise Saguaros of the Arizona Fall League, where he batted .219 (14-for-64) with 2 2B, 3B, 8 runs and 5 RBI.
- Was later named an Arizona Fall League Rising Star.
- Finished the season ranked as the No. 27 Orioles' prospect by *Baseball America*.

2018

- Spent the entire season with Class-A Delmarva, appearing in 124 games and hitting .266 (128-for-482) with 18 2B, 10 3B, 4 HR, 66 runs scored and 47 RBI.

MASON MCCOY

NRI



- Led the Shorebirds in triples and finished second on the team in hits and games played.
- Hit .348 (31-for-89) in 25 day games.
- Recorded his first career multi-triple game on April 29 at Hickory.

2017

- Spent his first professional season with Short Season-A Aberdeen.
- Appeared in 53 games for the IronBirds, hitting .301 (56-for-186) with 34 runs scored and 29 RBI.
- Ranked third in the New York-Penn League in OBP (.382) and 5th in batting average.
- Named a New York-Penn League Mid-Season All-Star.
- Connected with his first professional home run on Aug. 7 at Tri-City.

PERSONAL

- Along with his wife, Cassandra, the couple have two children - Mateo Harley and Zaela Dawn.
- Spent his junior and senior collegiate seasons at the University of Iowa (2016-2017), combining to hit .311 (148-for-476) over 117 games with 30 doubles, 4 3B, 7 HR, and 68 RBI (.816 OPS).
- Played for Illinois Central College from 2013-15, and was named a two-time NJCAA All-American shortstop...was named Freshman Player of the Year in 2013 after batting .394 with 18 2B, 6 3B and 5 HR.
- At Washington Community High School, lettered in baseball, basketball and soccer, while earning all-conference honors in basketball and soccer.

MASON MCCOY



NRI

MASON MCCOY CAREER BATTING

Season	Team	League	AVG	G	AB	R	H	2B	3B	HR	RBI	BB	SO	SB	CS	OBP	SLG	OPS	PA	HBP	SAC	SF	GIDP
2017	ABD	A(Short)	.301	53	186	34	56	11	3	1	29	26	28	4	3	.382	.409	.791	220	1	3	4	5
2018	DEL	A(Full)	.266	124	482	66	128	18	10	4	47	45	95	13	2	.331	.369	.700	536	4	1	3	13
2019	FRE	A(Adv)	.379	27	116	21	44	9	0	2	17	8	16	3	0	.416	.509	.925	125	0	0	1	0
2019	BOW	AA	.266	105	429	60	114	13	7	2	31	36	84	10	3	.326	.343	.669	471	3	2	1	9
2019	2 Teams	Minors	.290	132	545	81	158	22	7	4	48	44	100	13	3	.345	.378	.723	596	3	2	2	9
2021	NOR	AAA	.221	112	408	49	90	21	6	9	43	40	133	13	3	.288	.368	.656	455	0	3	4	5
2022	TAC	AAA	.256	124	442	72	113	23	5	21	63	50	130	22	3	.332	.473	.805	503	3	3	5	8
2023	TAC	AAA	.234	87	329	53	77	18	3	11	55	45	113	20	1	.330	.407	.737	383	4	1	4	6
2023	BUF	AAA	.170	27	88	15	15	3	0	1	10	14	33	5	1	.288	.239	.527	104	1	0	1	1
2023	TOR	MLB	.000	6	1	2	0	0	0	0	0	0	1	0	0	.000	.000	.000	1	0	0	0	0
2023	2 Teams	Minors	.221	114	417	68	92	21	3	12	65	59	146	25	2	.321	.372	.693	487	5	1	5	7
2023	2 Teams	AAA	.221	114	417	68	92	21	3	12	65	59	146	25	2	.321	.372	.693	487	5	1	5	7
2024	ELP	AAA	.260	108	385	52	100	26	3	5	50	39	105	25	8	.329	.382	.711	432	2	4	2	12
2024	SD	MLB	.204	19	49	7	10	2	0	0	3	5	19	1	0	.278	.245	.523	57	0	3	0	2
Career	2 Teams	MLB	.200	25	50	9	10	2	0	0	3	5	20	1	0	.273	.240	.513	58	0	3	0	2
Career	8 Teams	Minors	.257	767	2865	422	737	142	37	56	345	303	737	115	24	.329	.391	.720	3229	18	17	25	59

CAREER TRANSACTIONS

OPTIONS USED: 0/3

- 2017** Signed by BAL as a 6th-round selection in the First-Year Player Draft, June 19
- 2022** Acquired by SEA from BAL in exchange for cash considerations, April 7
- 2023** Acquired by TOR from SEA in exchange for Trent Thornton, July 26
- Signed by SD as a minor league free agent, November 18
- 2024** Signed by SD as a minor league free agent, December 5



JACKSON MERRILL

Height: 6-3 Bats: L
Weight: 204 Throws: R

[MHR-uhl]
@_jacksonmerrill

3 OF

Full Name	Jackson Peter Merrill
Date of Birth	April 19, 2003 in Baltimore, Maryland
Current Residence	Severna Park, Maryland
2025 Opening Day Age	21
MLB Service Time	1.000
How Obtained	Signed by SD as a first-round selection (27th overall) in the 2021 First-Year Player Draft on July 26, 2021
Contract Status	Signed through 2025

QUICK HITS

- Concluded his 1st Major League season with Silver Slugger (NL-CF) honors and runner-up to PIT's Paul Skenes for NL Rookie of the Year after leading all rookies in games (156), hits (162), RBI (90), HR (T-1st, 24), XBH (61), BA (.292), SLG (.500) and OPS (.826).
- In 2024, became the 1st Padres rookie to be named an All-Star and was the youngest Padre ever to receive the nod (youngest prior was Roberto Alomar in 1990 at 22-155).
- With his NL Player of the Month awards in June and August last season, he joined Khalil Greene (April and August 2004) as the only 2 Padres win monthly awards in during their rookie campaigns.
- Hit 6 game-tying or go-ahead HR in the 8th inning-or-later, in '24 tying him with HOFer Frank Robinson (1956) for the most in a season by a player 21 or-younger since 1900.
- Following his rookie 2024 season, he earned 1 of the 3 OF spots on the All-MLB Second Team.
- Entered 2024 ranked as the Padres' No. 2 overall prospect by MLB Pipeline and *Baseball America*. Also rated as the No. 12 prospect in all of baseball by MLB Pipeline and ESPN, No. 17 by *Baseball America* and No. 23 by *The Athletic*.

2024 SEASON

- Concluded his 1st Major League season with Silver Slugger (NL-CF) honors and runner-up to PIT's Paul Skenes for NL Rookie of the Year after leading all rookies in games (156), hits (162), RBI (90), HR (T-1st, 24), XBH (61), BA (.292), SLG (.500) and OPS (.826).
- Following teh season, he earned 1 of the 3 OF spots on the All-MLB Second Team, joining teammates Dylan Cease, Michael King and Manny Machado with Second Team honors.
- Joined Benito Santiago (1987) as the only two Padres rookies to win a Silver Slugger.
- Among Padres rookie seasons, Jackson's 24 HR T-2nd all-time w/ Nate Colbert (most: Hunter Renfroe, 26 HR in 2017), while his 90 RBI surpassed Benito Santiago's 79 from 1987...his 161 hits ranked 2nd (most: Santiago, 164 H in '87)...his 31-2B T-4th (most: Yonder Alonso, 39-2B in 2012), 6-3B T-9th


ACCOLADES

- Silver Slugger (2024, NL-CF)
- National League All Star (2024)
- NL Rookie of the Year Voting (2nd in 2024)
- All-MLB 2nd Team (2024)
- 2x NL Rookie of the Month (June & August, 2024)
- NL Player of the Week (August 11, 2024)
- 2x MiLB Organization All-Star (2022-23, SD)
- Futures Game Selection (2023, NL-SD)
- Arizona Fall League Rising Star (2022, Peoria)
- California League Player of the Week (April 24, 2022 - Lake Elsinore)

& 44 multi-hit efforts ranked 3rd (most: 3B's & multi-hit efforts: Bill Almon & Gene Richards 11-3B in 1977 & Almon's 47 multi-hit efforts in '77).

- Became the 1st Padres rookie to ever be named an All-Star and the youngest Padre ever (youngest prior was Roberto Alomar in 1990 at 22-155)...went 1-for-2 as a DR (CF) in the B-6th.
- Merrill was 21 years and 88 days old on July 16, and the last time a player as young or younger played in the All-Star Game was in 2013: Bryce Harper (20-273), Manny Machado (21-010), and Jose Fernandez (20-350).
- Earned the NL Player of the Month award twice in June and August, joining Khalil Greene (April/August 2004) as the only 2 Padres rookies to take home 2 monthly awards during their rookie campaigns...at the time, was 1 of 7 Padres rookies (9th occurrence) to win the award...also the first rookie league-wide to win the award twice since Josh Jung won in April and May of 2023.
- Hit 6 game-tying or go-ahead HR in the 8th inning-or-later, tying him with HOFer Frank Robinson (1956) for the most in a season by a player 21 or-younger since 1900...his 5 game-tying or go-ahead home runs in the 9th inning-or-later were the most in the Majors, while no other hitter had more than 3 such home runs in '24.
- Hit 7 HRs in close and late situations...only 6 other players had 7+HR of the kind.
- Had 2 walk-off HRs (June 12 vs. OAK and Aug. 25 vs. NYM), which tied Fernando Tatis Jr. for most on the team...became

JACKSON MERRILL



the 1st SD rookie since Everth Cabrera in 2009 to have 2+ walk-offs and trailed only Benito Santiago's 3 rookie walk-offs from 1986-87.

- Became the 1st Padres rookie to hit multiple walk-off home runs in the same season...he's the 2nd Padre rookie to do so overall, joining Benito Santiago (who exceeded rookie limits in '87) on Sept. 17, 1986 and July 16, 1987 (Elias).

- Cracked SD's Opening Day roster for the Seoul Series in Seoul, South Korea, and made his MLB debut on March 20 vs. LAD...at 20 years and 335 days old, Merrill was the 1st player younger than 21 to make his MLB debut outside the United States or Canada...he became the 16th-youngest Padre to ever make his debut and the 1st Padre to debut before turning 21 since Ryan Weathers on Oct. 6, 2020 (was 20 years and 294 days old) vs. the Dodgers in the NLDS in the Pandemic-shortened season.

- He was the youngest Padre to ever make his debut in CF, with the previous youngest to do so being Tony Gwynn on July 19, 1982, at 22 years and 71 days old...he joined Andruw Jones and Ken Griffey Jr. as the only players in the last 50 years to start Opening Day in center field before turning 21 (Elias).

- On April 7 @ SF, became the 1st Padres' rookie with a 4-hit game since José Azocar on Aug. 26, 2022 vs. KC.

- On April 15 @ MIL, became the 1st player in franchise history with consecutive games of 3+ hits before turning 21 (was also his 1st-career, multi-RBI game).

- Named June NL Rookie of the Month after pacing all rookies with a .320 AVG, .650 SLG, .996 OPS, 33 hits, 7-2B and 9 HR.

- His 33 hits in June were the most in a month by a Padre 21 or younger since Fernando Tait's Jr. in August 2020 (36 H)...only Roberto Alomar had more hits in June at that age (35 H, 1990).

- His 9 HR in June tied Ryan Schimpf's 9 HR in July 2016 for most HR in a calendar month by a Padres rookie...his 42 RBI paced all rookies and were the most by an SD rookie through the month of June.

- June 12 vs. OAK, became the youngest player in Padres' history to hit a walk-off HR by securing his 1st career walk-off w/ a solo shot in the B9th, marking his 1st career multi-HR game (2nd multi-XBH game)...at 21 years and 54 days old, became the youngest player with a multi-HR game including a walk-off HR in at least the divisional era (1969, h/t Sarah Langs).

- June 22 vs. MIL, hit his 7th home run in a 10-game span (June 12-22), becoming the 1st Padres rookie to ever have 7+ homers in any 10-game span in a season...the last rookie to do so in MLB was CIN's Christian Encarnacion-Strand, from September 16-29, 2023 (hit 7 HR in 10 G).

- June 20 vs. MIL, connected w/ his 9th HR...was his 6th homer in an 8-game span from June 12-21, joining Willie Mays as the only other centerfielder 21 or younger in MLB history with a span of that kind (counting only HR while playing CF, per STATS).

- Posted a career-best, 10-game OB streak from July 20-31 (.395 OBP).

- On July 24 @ WSH, notched his 100th hit in his 100th ML game (a single in the 8th inning for his 4th hit on the night),

JACKSON MERRILL

becoming 1 of 12 Padres rookies to reach the century mark in hits by his 1st 100 games...was the 1st SD rookie since Jake Cronenworth in 2021 (103 H) to accomplish the feat.

- Was named NL Rookie of the Month for August, his 2nd monthly award of the campaign, after posting a .303 AVG (30-for-99) with 7 HR, 23 RBI, 5-2B, 3-3B, 7 BB, 5 SB, a .626 SLG & a .343 OBP in 27 games...also ranked 4th in the NL in SLG; T-7th in RBI; 8th in OPS (.969); & T-8th in HR & XBH (15).
- Named NL Player of the Week for Aug. 5-11 after hitting .417 (10-for-24) with 4 HR, 8 RBI, 1-2B, 1-3B, 3 BB, 2 SB a 1.042 SLG & a .464 OBP in 6 games last week....also tied for the ML lead in runs (9); T-2nd in TB (25) & XBH (6); ranked 3rd in SLG & OPS (1.506); T-3rd in HR; T-3rd among NL hitters BA & ranked 4th in the NL OBP...is the first Padres rookie to win the award since Manuel Margot won on July 31, 2017.
- His 3-RBI 2B on Aug. 19 vs. MIN was his 35th XBH in a span of 60 games from June 6 to Aug. 19, which ranked 2nd in NL...joined 11 other ML rookies, 21 or younger since 1900 to collect 35+XBH in a 60-game span...last: Ronald Acuna Jr. in 2018 (38 XBH) and includes: Joe DiMaggio (46, 1936), Albert Pujols (42, 2001), Ted Williams (42, 1939), Hal Trosky (40, 1934), Cody Bellinger (39, 2017), Ronald Acuna Jr. (38, 2018), Adam Dunn (38, 2001), Ken Keltner (37, 1938), Frank Robinson (37, 1956), Roy Weatherly (37, 1936) and Giancarlo Stanton (36, 2010).
- Connected with his 53rd and 54th XBH (2-2B) on Sept. 13 @ SF to surpass Nate Colbert & Benito Santiago's 53 XBH for most XBH by an SD rookie in franchise history.
- From June 8-Sept. 25, he became the 1st rookie since Pete Alonso in 2019 to have 51+ XBH in a 90-game span...was also the 1st Padres rookie to have 50+ XBH in any 90-game span.
- Was the Padres finalist for the Hank Aaron Award...the award was introduced in 1999 to honor the 25th Anniversary of Aaron breaking Babe Ruth's all-time home run record, and, at that time, was the first major award introduced by Major League Baseball in more than 25 years.
- Was also the Padres' 2024 recipient of MLB's 19th Annual Heart and Hustle Award, which honors active players who demonstrate a passion for the game of baseball and best embody the values, spirit and traditions of the game...the Heart and Hustle Award is also the only award in Major League Baseball that is voted on by former players...one player from each Major League team is chosen by the committees based on their passion, desire, and work ethic demonstrated both on and off the field.

POSTSEASON: Started all 7 games for SD in his first Postseason action, going 6-24 (.250) at the dish...in Game 2 of the NLDS, he became the youngest Padre to homer in the Postseason with his 2-run shot in the 8th inning of SD's 10-2 win...also became the 4th-youngest center fielder to hit a Postseason homer, behind Bryce Harper (2012), Andruw Jones (1998), and Mickey Mantle (1952)...owned a .429 AVG though his first 4 career Postseason games before 0-for-10 with a walk across SD's final 3 games.

2023

- In his age-20 season, split his second full campaign as a professional between High-A Fort Wayne and Double-A San Antonio, earning a spot on the 2023 SiriusXM All-Star Futures Game roster.
- Also earned his 2nd MiLB.com Organization All-Star honor, hitting a combined .277 (129-for-466) in 114 games with 25 doubles, four triples, 15 home runs, 64 RBI and 76 runs scored.
- Played 4 different positions in 2023 between SA and FW: shortstop (99 games), left field (5 games), second base (2 game and first base (1 game)...at SS, committed 12 errors in a 845.2 innings for a .969 fielding percentage.
- Began the season with Fort Wayne, where he hit 10 homers with a .280/.318/.444 slash line in 68 games to earn the promotion to Double-A on July 14.
- Reached base safely via a hit or a walk in 39 of his 46 games for SA, batting .273 (51-for-187) with 13 doubles, 2 triples, 5 home runs, 31 RBI, 26 runs scored, and 18 walks...owned a .338 OBP and .444 SLG in his 1st stint at the Double-A level.
- With SA, went 15-for-41 (.366) with RISP and 7-for-20 (.350) with RISP/2 out.
- Hit 2nd in the Missions batting order in 45 of his 46 games played, hitting third in the other contest.
- Hit exactly .273 vs. lefties (12-for-44) and righties (60-for-219) with SA.
- Also converted 5 of his 6 stolen base attempts while with SA, including 15 of 19 (78.9%) between SA and FW.
- On August 17 vs. Midland, stole home in the 1st inning.
- Was left off the SA division series roster with his left hamstring injury.
- Entered 2023 rated as the No. 16 prospect in all of baseball by ESPN.com, No. 19 by MLB Pipeline, No. 20 by The Athletic and No. 22 by *Baseball America*.
- Earned his first invitation to Major League Spring Training in 2023 and saw ample playing time with many players participating in the 2023 World Baseball Classic...played in 16 games and hit .268 (10-for-35)...started 10 of those games at shortstop and made 2 errors in 82.0 innings at SS.

2022

- The Padres' top prospect in '22 was limited to only 45 games due to wrist and hamstring issues, but he slashed .325/.387/.482 with 10 doubles, 3 triples, 5 home runs, 35 RBI and 33 runs scored for Lake Elsinore (A) in his age-19 season.
- Hit safely in 11 of his first 13 games including 7 multi-hit efforts from April 8-24, earning California League Player of the Week honors on April 24.
- Placed on the 7-day IL on April 29 with a fractured wrist as

JACKSON MERRILL



he applied the tag on an attempted steal...sent on a rehab assignment to the Arizona Complex League on June 21, where he slashed .433/.542/.700 across 10 G from June 21-July 29...landed back on the IL due to the hamstring injury.

- Reinstated from the IL and returned the Storm on July 31...hit safely in 25 of his 32 games played, slashing .298/.361/.468 with 6 doubles, 3 triples, 4 home runs, 27 RBI and 22 runs scored.
- In the Postseason, he helped the Storm claim its first California League championship since 2011 and fourth overall, going 11-for-17 at the dish (.647) with 4 doubles, 7 RBI, 3 runs scored and 3 stolen bases in as many attempts.
- While with the Storm, he hit .379 (22-for-58) vs. lefties and .302 (42-for-139) vs. righties.
- Spent the majority of the season batting 2nd in the Storm lineup (27 G, .303 AVG), while also batting leadoff (10 G, .356) and third (8 G, .367).
- Following the season, he played in 22 games for the Peoria Javelinas in the Arizona Fall League, slashing .261/.316/.352 with 1 double, 2 triples, 1 HR, 10 RBI, 16 runs scored and 2 stolen bases...named to the Arizona Fall League Rising Stars team.

in 31 games...he had 9 XBH (7 2B and 2 3B).

- Hit safely in 23 of 31 games for the ACL Padres, including each of the first 10 games to begin his pro career from July 26-Aug. 9 (.353 AVG).

PERSONAL

- Attended Severna Park High School in Maryland...despite living 30 minutes from Camden Yards, he grew up a Red Sox fan (because his dad, Josh, was a Red Sox fan), and his favorite player was Dustin Pedroia.
- Drafted by the Padres in the 1st round (27th) of the 2021 First-Year Player Draft out of Severna Park High School (MD)...was committed to the University of Kentucky.
- Parents are Josh and Jennie Merrill, both school teachers...his dad, Josh, coached many of Jackson's teams as he grew up.
- The Merrill's have a family charity called Merrill Madness, in which a portion of every shirt sold is donated to the family of a youth baseball player to help with the cost of travel expenses.
- Enjoys basketball, ping pong, and darts...favorite food is Hibachi (Japanese for "fire bowl.")

2021

- Made his professional debut with the Arizona Complex League Padres (R) and hit .280 (30-for-107) with a .722 OPS

JACKSON MERRILL CAREER BATTING

Season	Team	League	AVG	G	AB	R	H	2B	3B	HR	RBI	BB	SO	SB	CS	OBP	SLG	OPS	PA	HBP	SAC	SF	GIDP
2021	A-PAD	ROK	.280	31	107	19	30	7	2	0	10	10	27	5	1	.339	.383	.722	120	0	2	1	2
2022	A-PAD	ROK	.433	10	30	5	13	3	1	1	6	1	2	3	0	.452	.700	1.152	31	0	0	0	1
2022	LE	A	.325	45	197	33	64	10	3	5	34	19	42	8	5	.387	.482	.869	219	1	2	0	5
2022	2 Teams	Minors	.339	55	227	38	77	13	4	6	40	20	44	11	5	.395	.511	.906	250	1	2	0	6
2023	FW	A+	.280	68	279	50	78	12	2	10	33	17	37	10	3	.318	.444	.762	300	0	1	3	6
2023	SA	AA	.273	46	187	26	51	13	2	5	31	18	25	5	1	.338	.444	.782	211	2	1	3	2
2023	2 Teams	Minors	.277	114	466	76	129	25	4	15	64	35	62	15	4	.326	.444	.770	511	2	2	6	8
2024	SD	MLB	.292	156	554	77	162	31	6	24	90	29	101	16	3	.326	.500	.826	593	1	4	5	2
Career	SD	MLB	.292	156	554	77	162	31	6	24	90	29	101	16	3	.326	.500	.826	593	1	4	5	2
Career	4 Teams	Minors	.295	200	800	133	236	45	10	21	114	65	133	31	10	.347	.455	.802	881	3	6	7	16

POSTSEASON (COMBINED)

Season	Team	League	AVG	G	AB	R	H	2B	3B	HR	RBI	BB	SO	SB	CS	OBP	SLG	OPS	PA	HBP	SAC	SF	GIDP
2024	SD	MLB	.250	7	24	4	6	1	1	1	5	3	6	0	0	.333	.500	.833	27	0	0	0	0
Career	SD	MLB	.250	7	24	4	6	1	1	1	5	3	6	0	0	.333	.500	.833	27	0	0	0	0

ALL-STAR

Season	Team	League	AVG	G	AB	R	H	2B	3B	HR	RBI	BB	SO	SB	CS	OBP	SLG	OPS	PA	HBP	SAC	SF	GIDP
2024	NL	MLB	.500	1	2	0	1	0	0	0	0	0	0	0	0	.500	.500	1.000	2	0	0	0	0
Career	NL	MLB	.500	1	2	0	1	0	0	0	0	0	0	0	0	.500	.500	1.000	2	0	0	0	0

CAREER TRANSACTIONS

OPTIONS USED: 0/3

2021

Signed by SD as a 1st-round selection (27th overall) in the First-Year Player Draft, July 26



ADRIAN MOREJON

Height: 6-0 Bats: L

Weight: 232 Throws: L

50

LHP

[more-eh-HONE]
@adrian_morejon3
@adrianmorejon40

Full Name	Adrian Morejon Garcia
Date of Birth	February 27, 1999 in Havana, Cuba
Current Residence	Phoenix, Arizona
2025 Opening Day Age	26
MLB Service Time	4.140
MLB Debut	July 21, 2019 @ CHC
How Obtained	Signed as an international free agent on July 7, 2016
Contract Status	Signed through 2025

QUICK HITS

- 2024 marked his first campaign without a stint on the Injured List. His 60 regular season appearances in '24 were 10 more than 50 he made across his first 5 big league seasons (2019-23).
- Did not allow an earned run in 45 of his 60 outings in '24. Allowed 2 ER five times, which were the most he allowed in a single outing all season.
- His career-high 12 holds in '24 were tied for 2nd-most in SD's pen w/ Jason Adam, trailing only Jeremiah Estrada's 16, and surpassed his previous high of 5 from 2022. He also posted the first 2 saves of his career, both in extra innings (Aug 7 @ PIT & Sept. 15 @ SF).
- In 2024, he ranked in the 90th-plus percentile in hard-hit percentage (93rd, 32.4%), fastball velocity (92nd, 97.2 mph) and avg exit velocity (91st, 86.6 mph). Also ranked in the 86th percentile in ground ball rate (51.4%) and 81st in chase rate (31.6%).
- His 2 Postseason appearances in '24 came in the NLDS vs. LAD, and he entered '25 as 1 of just 7 pitchers in franchise history to have made at least 7 Postseason outings for the Padres.
- Has tossed 2.0+ IP in 22 career appearances from 2019-24, going 4-1 with a 1.67 ERA (10 ER, 54.0 IP), 0.91 WHIP and .205 AVG against in such outings.
- Entered the 2022 season as the No. 6 prospect in SD's farm system by *Baseball America*.
- Made his ML debut on July 21, 2019 at CHC, becoming the 3rd player from the 2016 International Signing Class to make his ML debut, behind only TOR's RHP Elvis Luciano and INF/OF Lourdes Gurriel Jr.
- At 20 years, 144 days old, Morejon became the 2nd-youngest Padre to make his pitching debut, behind only Jay Franklin (18 years, 172 days old on September 4, 1971).

2024 SEASON

- Posted career marks across the board in '24, and his 60 regular season appearances were 10 more than 50 he made across his first 5 big league seasons (2019-23).
- His career-high 12 holds T2nd-most in SD's pen w/ Jason Adam, trailing only Jeremiah Estrada's 16, and surpassed his previous high of 5 from 2022.

ACCOLADES

Futures Game World Selection (2019, SD)

California League Mid-Season All-Star (2018, Lake Elsinore)

- Recorded the first 2 saves of his career, both in extra innings (Aug 7 @ PIT & Sept. 15 @ SF).
- Ranked in the 90th-plus percentile in hard-hit % (93rd, 32.4%), fastball velocity (92nd, 97.2 mph) and avg exit velocity (91st, 86.6 mph)...also ranked in the 86th percentile in ground ball rate (51.4%) and 81st in chase rate (31.16%).
- Allowed just 1 HR in the first half of the season, which came in his 21st appearance on June 17 @ PHI (2-run HR by Kyle Schwarber)...posted a 2.23 ERA (10 ER, 40.1 IP) and limited opponents to a .238 AVG and .629 OPS in his 32 first half appearances.
- 3 of his 4 HR allowed came in his 28 2nd half outings, when he posted a 3.86 ERA, .284 opponents' AVG and .823 OPS.
- Allowed nearly the same AVG to LHH (.255) and RHH (.257), but he surrendered just 8 XBH (6 2B, 1 3B, 1 HR) to LHH compared to 15 XBH to RHH (11 2B, 1 3B, 3 HR).
- The 60 first batters he's faced had a .196/.233/.286 slash line with 21 SO against 3 BB.
- With no runners on base, opponents hit .288...with runners on base, he limited opponents to a .219 clip, including .213 w/ RISP and .167 w/ RISP/2 out.
- Posted a 2-1 record and a 2.45 ERA in his 27 appearances at Petco Park, with just 1 HR allowed...in his 32 away outings, he posted a 3.21 ERA (12 ER, 33.2 IP) with 3 HR allowed.
- Did not allow an earned run in 45 of his 60 outings in '24. Allowed 2 ER five times, which were the most he allowed in a single outing all season.
- Went scoreless in each of the 5 outings in which he tossed 2.0+ IP, allowing just 4 hits (.095 AVG) and a 0.47 WHIP in such outings.
- Posted the 2nd double-digit scoreless-inning streak of his career with 10.0 straight scoreless frames from May 13-June 1, allowing just 2 hits (.063 AVG) and 2 walks with 8 SO over the stretch.
- Pitched in 8 consecutive wins from July 30-August 17.
- Allowed an ER (2 on Sept 11 @ SEA) in just 1 of his 11 September outings...following the Sept 11 appearance at SEA, closed the regular season with 8 consecutive outings

ADRIAN MOREJON



not allowing an ER.

- Including Postseason action, his 17 career appearances vs. LAD at the conclusion of '24 were the most he's made against any club - 3 more than his 13 vs. SF.
- Per Statcast, he relied on 5 pitches: sinker (36.0%), slider (30.4%), four-seamer (23.4%), split-finger (7.6%), and sweeper (2.6%)

POSTSEASON: Did not pitch in the Wild Card round vs. ATL but was scoreless in 1 of his 2 NLDS appearances vs. LAD...tagged with the loss in G1 of the NLDS in relief of starter Dylan Cease in G1's 7-5 defeat...tossed 2.0 scoreless frames in G4 in SD's 8-0 defeat vs. LAD.

2023

- Limited to 8 appearances (1 start) for SD due to 2 separate stints on the Injured List (left elbow sprain and right knee inflammation)...allowed 7 ER in 9.0 IP (7.00 ERA) with a 2.11 WHIP and .368 opponents' AVG.
- Began the season on the 60-day IL (left elbow sprain) and made 4 rehab outings with Lake Elsinore (A) before being reinstated from the 60-day IL and optioned to ELP on June 6.
- Went 1-0 and posted a 1.29 ERA (1 ER, 7.0 IP) with a .222 opponents' AVG across 4 relief outings for the Chihuahuas from June 7-18 before being recalled from ELP on June 21.
- Was scoreless across his first 3 app (2.1 IP) from June 21-24, allowing just 1 hit and 2 walks.
- Allowed a career-high-tying 5 hits and 3 ER on June 27 @ PIT in SD's 9-4 defeat.
- Tossed 3.0 shutout frames for the 3rd time in his career (first time since the 2020 campaign) on July 2 @ CIN.
- Allowed 2 runs in 2 of his final 3 outings from July 7-15 before being placed on the 15-day IL with right knee inflammation on July 16.
- Split a rehab stint between the Arizona Complex League and ELP from Aug 4-15 before being reinstated from the 15-day IL on Aug. 17 and optioned to ELP that same day, where he remained for the balance of the season.
- Ranked in the 73rd percentile in fastball velocity (95.3 mph), but opponents hit .462 (12-26) against the pitch.

2022

- Began the season on the 60-day IL recovering from Tommy John surgery...his rehab assignment included starts for Lake Elsinore (A) on May 10 (3.0 IP, 2 H, ER) and May 15 (0.1 IP, 5 H, 3 ER) before making 5 scoreless rehab relief app. for San Antonio (AA) from May 19-June 1, allowing just allowing just 1 hit in 7.0 IP.
- Reinstated from the 60-day IL on June 6 and was recalled to the big league squad on June 7...made his season debut that same day vs. NYM, retiring all 6 batters he faced on

pitches and finishing off SD's 7-0 shutout victory.

- Placed on the COVID-IL on June 11 and was reinstated on June 16...made 2 appearances before being placed on the 15-day IL with left shoulder inflammation from June 23-July 13...made 2 scoreless rehab outings for El Paso (AAA) on July 7 and July 10.
 - Posted a career-long 13.2 scoreless inning streak across his 10 appearances from August 2-29, going 2-0 with 2 holds, a 12-3 SO/BB ratio and a .204 opp. AVG...it was the 3rd-longest scoreless inning streak out of the SD pen, behind only Tim Hill (18.0 IP) and Nick Martinez (15.0 IP).
 - Made 26 relief appearances on the season and his 5 wins tied Nabil Crismatt and Robert Suarez for most in SD's pen.
 - With runners in scoring position this season, he limited opposing batters to a .208 average (5-for-24)...with RISP/2 out, opponents were 1-for-11 (.091).
 - He inherited 10 runners on the season, and 0 of them scored...was 1 of only 3 relievers in '22 to have inherited 10+ runners and have a 0.0 IRS% (also: MIL's Matt Bush and MIN's Joe Smith).
 - Ranked in the 92nd percentile in fastball velocity (96.9 mph) and 96th in fastball spin rate (2,498 rpm).
- POSTSEASON:** Made his 4th career Postseason app. in Game 2 of the Wild Card Series vs. NYM on Oct. 8 in the 7th inning and did not record an out in SD's 7-3 defeat...he tied his career high (reg + post) with 4 ER allowed (5) along with 2 walks and 2 hits on 29 pitches (16 strikes).
- Did not pitch in the NLDS vs. LAD but tossed a scoreless 8th inning in Game 4 on the NLCS vs. PHI on Oct. 22 in SD's 10-6 defeat, retiring 3 of the 4 batters he faced on 12 pitches.

2021

- Made his first-career Opening Day roster as SD's No. 5 starter and made 2 starts before undergoing season-ending Tommy John surgery on April 20.
- Made the start on April 5 vs. SF, tossing 4.0 innings of 2-run ball on 2 solo HR (Darin Ruf and Evan Longoria) in SD's 3-2 defeat.
- Exited his start on April 11 @ TEX after just 16 pitches and 0.2 IP...placed on the 10-day IL the following day with a left forearm strain...transferred to the 60-day IL on April 23.

2020

- Began the season at SD's Alternate Training Site before being recalled on Aug. 18 and remaining with the ML squad for the rest of '20.
- Made 4 starts (4.82 ERA, .216 AVG) and 5 relief outings (.450 ERA, .316 AVG).
- Posted a career-high 6.0 scoreless IP across 3 outings from Aug. 31-Sept. 10, allowing 7 hits, 0 BB and 7 SO.
- The Padres were 5-0 in games in his 1st 5 appearances of

ADRIAN MOREJON



the regular season before going 1-3 in the final 4 games in which he appeared.

POSTSEASON: Made 2 scoreless relief outings vs. STL in Games 2 and 3 of the Wild Card series...retired 6 of the 7 batters he faced across 1.2 IP in Game 3's 4-0 bullpen shutout to advance to the NLDS...started Game 3 in the NLDS vs. LAD and was tagged with the loss in SD's 12-3 defeat, allowing 3 runs on 2 hits and 2 walks while striking out 2.

2019

- Began the campaign in Amarillo (AA) where he went 0-4 with a 4.25 ERA (17 ER, 36.0 IP) in a career-high 16 starts with a .215 opponent AVG, 44 SO and 15 BB.
- Selected to the 2019 Futures Game in Cleveland along with former Padres farmhands LHP Mackenzie Gore and RHP Luis Patiño...tossed a scoreless inning of relief, allowing 2 hits...the trio combined for 3.2 scoreless innings of 2-hit ball.
- The 20-year-old left-hander had his contract selected on July 21 and made his ML debut in a start against CHC at Wrigley Field that same day...allowed just 1 run (earned) on 3 hits in 2.1 IP with 1 SO...did not factor in the decision in what would eventually be a Padres' 5-1 win.
- Became the 3rd player from the 2016 International Signing Class to make his ML debut, behind only RHP Elvis Luciano and INF/OF Lourdes Gurriel Jr. of the Toronto Blue Jays...at 20 years, 144 days old, he became the 2nd-youngest Padre to make his pitching debut, behind only Jay Franklin at 18 years, 172 days old on September 4, 1971.

- At the time of his debut, Morejon was the 3rd-best pitching prospect in the Padres system (No. 4 overall) by MLB.com and No. 48 among all ML prospects...listed as an Honorable Mention in Keith Law's midseason Top 50 prospects update during the All-Star break and entered 2019 rated as the No. 46 overall prospect by ESPN.com, No. 49 by MLB.com and No. 52 overall by *Baseball America*.
- Made his 1st ML relief appearance on July 25 at NYM, tossing 1.0 scoreless inning with 1 hit allowed and 1 SO... went on to make 2 more relief appearances in 2019.
- Made his 2nd-career start and his Petco Park debut on July 28 vs. SF (1.2 IP), 2 ER, 2 H, 3 BB) but did not factor into SD's 7-6 loss...4 of his 5 ML appearances were on the road (6.1 IP).
- Posted a 6.75 ERA with a .294 opponent AVG in 4.0 IP as a starter and a 13.50 ERA with a .455 opponent AVG in 4.0 IP as a reliever.
- Placed on the 10-Day IL on August 8 with a left shoulder impingement...was transferred to the 60-Day IL on Sept. 16 and missed the remainder of the season.

2018

- Spent the majority of the season with Lake Elsinore (A), going 4-4 in 13 appearances (all starts) with the Storm and posting a 3.30 ERA (23 ER, 62.2 IP).
- Made 2 stints on the 7-day DL, making 1 rehab start with AZL Padres 1 (R), working 2.2 IP and fanning 4.
- His 74 SO, 3.44 ERA and 65.1 IP between AZL 1 and LE set

ADRIAN MOREJON



career highs in a single season.

2017

- Split his 1st professional campaign between Tri-City (A) and Fort Wayne (A), making 13 appearances (all starts) while

posting a 3.86 ERA (27 ER, 63.0 IP).

- Began the season with TC, logging 35 SO against 3 BB in 35.1 innings of work for the Dust Devils.
- Made his 1st postseason appearance with FW, starting 2 games with a 8.22 ERA (7 ER, 7.2 IP) with 5 BB and 7 SO.

ADRIAN MOREJON CAREER PITCHING

Season	Team	Level	W	L	ERA	G	GS	CG	SV	SVO	IP	H	R	ER	HR	HB	BB	SO	WHIP	AVG	AB	WP	GDP	TBF	NP-S
2017	TRI	A(Short)	2	2	3.57	7	7	0	0	0	35.1	37	14	14	2	2	3	35	1.13	.266	139	5	2	146	519-352
2017	FW	A(Full)	1	2	4.23	6	6	0	0	0	27.2	28	14	13	2	1	13	23	1.48	.264	106	4	3	120	490-303
2017	2 Teams	Minors	3	4	3.86	13	13	0	0	0	63.0	65	28	27	4	3	16	58	1.29	.265	245	9	5	266	1009-655
2018	A-PAI	ROK	0	1	6.75	1	1	0	0	0	2.2	5	2	2	0	0	0	4	1.88	.385	13	0	0	13	22-21
2018	LE	A(Adv)	4	4	3.30	13	13	0	0	0	62.2	54	27	23	6	4	24	70	1.24	.233	232	1	5	263	1005-631
2018	2 Teams	Minors	4	5	3.44	14	14	0	0	0	65.1	59	29	25	6	4	24	74	1.27	.241	245	1	5	276	1027-652
2019	AMA	AA	0	4	4.25	16	16	0	0	0	36.0	29	20	17	3	3	15	44	1.22	.215	135	2	0	154	596-377
2019	SD	MLB	0	0	10.13	5	2	0	0	0	8.0	15	9	9	1	0	3	9	2.25	.385	39	0	0	42	154-102
2020	SD	MLB	2	2	4.66	9	4	0	0	0	19.1	20	11	10	7	0	4	25	1.24	.267	75	0	3	79	322-212
2021	SD	MLB	0	0	3.86	2	2	0	0	0	4.2	5	2	2	2	0	2	3	1.50	.278	18	0	1	20	80-51
2022	LE	A	0	1	10.80	2	2	0	0	0	3.1	7	5	4	1	0	0	7	2.10	.412	17	1	0	18	73-49
2022	SA	AA	0	0	0.00	5	0	0	0	0	7.0	1	0	0	0	0	2	8	0.43	.050	20	0	2	22	87-59
2022	ELP	AAA	0	0	0.00	2	0	0	0	0	3.0	1	0	0	0	0	0	5	0.33	.100	10	0	0	10	37-26
2022	SD	MLB	5	1	4.24	26	0	0	0	0	34.0	31	18	16	4	1	9	28	1.18	.238	130	0	4	141	540-358
2022	3 Teams	Minors	0	1	2.70	9	2	0	0	0	13.1	9	5	4	1	0	2	20	0.83	.191	47	1	2	50	197-134
2023	A-PAD	ROK	0	0	0.00	1	1	0	0	0	1.0	0	0	0	0	0	0	2	0.00	.000	3	0	0	3	7-Jul
2023	LE	A	1	0	7.71	4	2	0	0	0	4.2	5	4	4	1	0	2	9	1.50	.263	19	1	0	21	97-59
2023	ELP	AAA	2	1	6.08	19	2	0	0	1	23.2	29	18	16	3	2	12	26	1.73	.293	99	3	1	113	467-283
2023	SD	MLB	0	0	7.00	8	1	0	0	0	9.0	14	7	7	1	0	5	8	2.11	.368	38	1	2	44	161-98
2023	3 Teams	Minors	3	1	6.14	24	5	0	0	1	29.1	34	22	20	4	2	14	37	1.64	.281	121	4	1	137	571-349
2024	ELP	AAA	0	1	2.84	6	0	0	0	0	6.1	4	2	2	2	0	1	6	0.79	.174	23	0	0	24	85-58
2024	SD	MLB	3	2	2.83	60	0	0	2	4	63.2	63	24	20	4	1	21	71	1.32	.256	246	7	3	272	1064-714
Career	SD	MLB	10	5	4.15	110	9	0	2	4	138.2	148	71	64	19	2	44	144	1.38	.271	546	8	13	598	2321-1535
Career	8 Teams	Minors	10	16	4.01	82	50	0	0	1	213.1	200	106	95	20	12	72	239	1.28	.245	816	17	13	907	3485-2225


POSTSEASON (COMBINED)

Season	Team	Level	W	L	ERA	G	GS	CG	SV	SVO	IP	H	R	ER	HR	HB	BB	SO	WHIP	AVG	AB	WP	GDP	TBF	NP-S
2020	SD	MLB	0	1	5.40	3	1	0	0	0	5.0	3	3	3	0	1	2	4	1.00	.150	20	1	0	23	98-60
2022	SD	MLB	0	0	36.00	2	0	0	0	0	1.0	3	4	4	0	0	2	1	5.00	.500	6	1	0	8	41-24
2024	SD	MLB	0	1	3.86	2	0	0	0	0	2.1	2	1	1	0	0	2	1	1.71	.250	8	1	0	10	33-20
Career	SD	MLB	0	2	8.64	7	1	0	0	0	8.1	8	8	8	0	1	6	6	1.68	.235	34	3	0	41	172-104

CAREER TRANSACTIONS

OPTIONS USED: 2/3

2016 Signed by SD as an international free agent, July 7



JOE MUSGROVE

Height: 6-5 Bats: R
Weight: 242 Throws: R

X @itsFathedoe44
@mu59rove

44

RHP

Full Name	Joseph Anthony Musgrove
Date of Birth	December 4, 1992 in El Cajon, California
Current Residence	El Cajon, California
2025 Opening Day Age	32
MLB Service Time	8.063
MLB Debut	August 2, 2016 vs. TOR (with HOU)
How Obtained	Acquired by SD from PIT in a 7-player, 3-team trade on January 19, 2021
Contract Status	Signed through 2027

QUICK HITS

HERE TO STAY Nearly two weeks after appearing in his first All-Star Game at Dodger Stadium on July 19, 2022, the San Diego native signed a 5-year extension with the Padres through the 2027 season on August 1, 2022.

LEAGUE OF HIS OWN IN 2022, he became the first pitcher in MLB history to post an 8-0 record (or better) with an ERA of 1.60-or-lower and 80+ strikeouts over his first 12 appearances of a season.

WHEN IT MATTERS MOST Was the starting pitcher in 3 consecutive Postseason series in which the Padres clinched from 2022-24. He closed out NYM in G3 of the 2022 Wild Card Series at Citi Field, sent the Padres to the 2022 NLCS in G4 at Petco Park vs. LAD, and started the 2nd of the two-game Wild Card sweep of ATL in '24.

WHEN IT MATTERS MOST Tossed 100+ pitches in 2 of his 3 Postseason outings in '22, joining Kevin Brown (5 times in '98) as the only 2 hurlers in Padres franchise history to have multiple 100+ pitch outings in a single Postseason run.

RING ME Made 7 relief appearances for the Astros during the 2017 World Series championship run. Earned the win in Game 5 of the World Series vs. LAD, tossing a scoreless 10th inning in HOU's 13-12 victory.

NO NO JOE Threw the first no-hitter in Padres history in the franchise's 8,206th game on April 9, 2021 @ TEX.

HOME SWEET HOME At the conclusion of 2024, his 57 starts at Petco Park were 3rd-most in the ballpark's history (including Postseason action), trailing only Jake Peavy's 93 and Clayton Richard's 83. Of the 27 pitchers that have made at least 25 starts at Petco (including Postseason), he ranked 2nd in WHIP (1.08), 3rd in ERA (2.91), 6th in SO/9 IP ratio (9.82) and 8th in opponents' AVG (.225).

TOMMY JOHN Underwent Tommy John surgery on Oct. 11, 2024 to repair a torn UCL, performed by Dr. Keith Meister prior to Game 5 of the NLDS @ Dodger Stadium.

FULL CIRCLE Earned the start and tossed a perfect 1st inning for the USA Team in the 2016 All-Star Futures Game at Petco Park. Made his 1st ML start on the Petco Park mound on June 29, 2018 vs. SD, tossing 7.0 scoreless innings in front of nearly 100 family members and friends.

ACCOLADES

National League All-Star (2022, SD)

NL Player of the Week (April 11, 2021 - SD)

World Series Champion (2017, HOU)

2023 SEASON

- Limited to 19 starts due to 2 separate IL stints, posting quality starts in 10 of his 19 outings with a 6-5 record, 3.88 ERA (43 ER, 99.2 IP) and 101 SO against 23 BB (4.39 SO/BB ratio).
- Across his first 8 starts of the season from March 21-May 1 prior to his first IL stint, he posted a 6.37 ERA, 1.51 WHIP, .308 opp. AVG, 7.90 SO/9 IP and 10.76 H/9 IP.
- Placed on the 15-day IL on May 5 with right elbow inflammation before being reinstated on May 21...he made 2 starts on May 21 @ CIN and May 26 vs. NYY (combined 2.16 ERA across 8.1 IP) before being placed on the 15-day IL again with the same injury on June 1...transferred to the 60-day IL on June 28 before being reinstated on Aug. 12, missing a total of 63 team games and 76 calendar days in between starts from May 27-Aug. 11.
- Once being reinstated from the 60-day IL on Aug. 12, he was quality in 6 of his 9 starts from Aug. 12-Sept. 26, going 3-1 with a 2.15 ERA (12 ER, 50.1 IP), .195 opponents' AVG and 0.87 WHIP.
- His 2 starts vs. LAD bookended his season...got the ball for Game 2 of the 2024 MLB Season in the Seoul Series in South Korea, allowing 5 ER on 7 hits and did not factor into SD's 15-11 victory...posted his 10th quality start and his 3rd in a row to close out his regular season campaign on Sept. 26 at Dodger Stadium, allowing 2 ER on 6.1 IP in SD's 7-2 defeat...Musgrove ended 2024 still in search of his first career winning decision vs. LAD, despite having posted quality starts in nearly half (6) of his 14 starts vs. LAD (4.22 ERA, .254 opp. AVG, 1.39 WHIP).
- In his 2nd start of the season, Game 2 of the 4-game Opening Series at Petco Park on Mach 29 vs. SF, he snapped a streak of 9 consecutive starts in between losing decisions vs. the NorCal foe...it was his first losing decision vs. the Giants since May 8, 2021.
- His first winning decision came in his first quality outing of the season in his 3rd start on April 3 vs. STL in SD's 3-2 win...in his other start of '24 vs. STL, he was quality again but did not factor into SD's 4-3 loss...he's earned the win

JOE MUSGROVE



in 2 of his 4 starts vs. STL as a Padre, going a combined 2-0 with a 2.45 ERA (6 ER, 22.0 IP)...in a 7 start stretch vs. the Cardinals as a member of the Pirates from August 30, 2018-July 24, 2020, he was the recipient of 7 straight losing decisions, to go along with a 8.07 ERA (32 ER, 35.2 IP) and just a 1.26 run support average...his 13 career starts vs. STL through 2024 are 3rd-most he's made against any franchise (including Postseason), trailing only his 16 vs. SF and his 14 vs. LAD .

- Took the mound for his 10th career start vs. the Chicago Cubs, and just his 2nd as a Padre, on April 9 at Petco Park... he was tagged with his 2nd loss of the season in SD's 5-1 defeat...it took him 47 pitches to get thru the first 2 frames yet he was scoreless thru 4 frames, before Yan Gomes hit a first-pitch curveball 410 feet in the 5th...Musgrove departed the contest with the bases loaded before Stephen Kolek surrendered a grand slam on a 2-0 pitch to Christopher Morel.
- The right-hander turned in his 2nd quality outing and got his 2nd winning decision in his 5th start of the season Monday,

April 15 at MIL...entered the contest riding a 14.2 scoreless-inning streak across parts of his previous 3 starts vs. MIL dating back to April 19, 2021, but the Brewers scored all 3 of their runs and 6 of their 7 hits came vs. Musgrove in the 1st 2 innings, as he went scoreless and allowed just 1 hit across innings 3 thru 6.


- Posted season highs in IP (7.0 – tied, 2x) and total pitches (99) in SD's 6-3 win April 21 vs. TOR.
- In his 3rd start after being reinstated from the 60-day IL on Aug. 23 vs. NYM, he twirled 7.0-shutout innings of 1-hit ball in SD's 7-0 victory...from 2021-24, Musgrove was 1 of just 8 pitchers league-wide to have at least 4 outings allowing 1 hit-or-fewer across at least 7.0 innings pitched...2024 rotation-mate Dylan Cease led the way with 8 such outings, including 6 of the 8 with SD in '24...Blake Snell had 6 such outings, including 4 of those 6 coming from 2021-23 with SD...Max Scherzer, Carlos Rodon, Alek Manoah, Framber Valdez and Bowden Francis were the other 5 hurlers with 4 such outings.

JOE MUSGROVE

- Sept. 8 vs. SF, Musgrove was perfect through the first 3 frames before surrendering 6 runs in the 4th inning behind 3 home runs...the 3 home runs snapped a career-best streak of 44.0 consecutive IP going homer-free, dating back to the final 5.0 innings of his May 1 start vs. CIN.
- Sept. 14 @ SF and Sept. 20 vs. CWS, he posted back-to-back scoreless starts of at least 6.0 IP since June 2022... he allowed just 7 hits with a 17-to-0 SO/BB ratio across the 2 starts....they were his 4th and 5th scoreless starts of the season, all of which have come across his first 8 starts after being reinstated from the 60-day IL on Aug. 12.
- His Sept 26 start @ Dodger Stadium marked his 100th start as a Padre (including Postseason action) since the start of 2021, becoming 1 of 23 pitchers in franchise history to make 100+ starts.
- In his 4 Interleague starts, he went 2-0 with a 1.48 ER (4 ER, 24.1 IP), .205 AVG and 0.82 WHIP...among all NL hurlers who have made at least 15 Interleague from 2021-24, he ranked 2nd in WHIP (0.90), 3rd in ERA (2.00 ERA), and 6th in opponents' AVG (.204) across his 20 appearances (19 starts).
- Ranked in the 87th percentile in BB rate (5.6%), south of both his 6.0 % career rate and the 8.4% league average...he

walked 1-or-fewer 12, including 0 free passes 6 times...in his 24 starts in which he issued 0 walks as a Padre from 2021-24, he owned a 13-2 record and the Padres went 21-3...in the 58 starts he walked 1-or-fewer, he owned a 26-13 record and the Padres went 38-19...in the 43 starts he's walked 2+, he owned a 12-12 record and the Padres went 22-21.

- His 1.26 HR/9 IP rate was slightly north of his career HR clip (1.13), but he went homer-free in a career-best 7 straight starts from May 21-Sept. 2...in his 51 starts in which he went home-free as a Padre from 2021-24, he owned a 27-2 record and the Padres went 40-11...when he allowed 1+ HR, he owned a 11-23 record and the Padres went 21-29.
- Allowed 29 barrels to his 410 batters faced in '24, 15 more than his barrel total (14) from all of 2023 to only 11 fewer batters faced (399)...the 10.5 % barrel rate ranked in the 7th percentile league-wide, and was well north of his 6.5% career rate.
- According to Statcast, he relied on 7 pitches in '24: four seamer (24.6%), curveball (22.5%), cutter (20.4%), sweeper (20.0%), changeup (7.8%), sinker (4.4%) and slider (0.3%)
- He ranked in the 99th percentile in fastball spin rate, and ranked in the 98th+ percentile in fastball spin rate in each of his first 4 seasons with SD.



JOE MUSGROVE



- Limited the opposition to a .184 AVG vs. his breaking pitches in '24, on par with his .186 AVG on his breaking ball pitches since '20.

POSTSEASON: Made his 11th career Postseason appearance (4th start) in the 2nd of the 2-game Wild Card sweep of ATL on Oct. 2, allowing 1 ER on 3.2 IP before walking off the mound in the 4th inning with elbow tightness.

- On Oct. 4, President of Baseball Operations & General Manager announced Musgrove was diagnosed with a torn UCL in his right elbow and would undergo Tommy John surgery, which was performed on Oct. 11 by Dr. Keith Meister prior to Game 5 of the NLDS at Dodger Stadium.

2023

- Reached double digit wins for the third consecutive season with SD, going 10-3 with a 3.05 ERA (33 ER, 97.1 IP) across 17 starts.
- Began the season on the 15-Day IL after dropping a 35-pound kettle bell and fracturing left big toe on Feb 27 in the Peoria Sports Complex weightroom during Spring Training...it was his 1st non-COVID trip to the IL since the

2020 season and his 1st as a Padre.

- Made 2 rehab outings for SD's minor league affiliates... on April 6 @ Sacramento for Triple-A El Paso, he allowed 2 ER across 4.1 IP, striking out 6 while hitting 3 batters...he suffered a setback in the outing, attempting to barehand a comebacker, then threw off-balance to 1st base and landed awkwardly...an MRI on his shoulder came back clean, but he received a cortisone injection and was shut down for a couple of days...on April 10 for Single-A Lake Elsinore @ Inland Empire on April 16, he allowed 4 ER across 5.0 IP with 8 SO.
- Reinstated from the 15-day IL and made his season debut on April 22 @ ARI, tossing 5.0 innings of 3-run ball in SD's 5-3 victory...he struck out 6 and walked none, and on the season, he walked 1-or-fewer in 13 of his 17 starts...his 5.3 BB% was the 2nd-best mark of his career (4.7% in '18 w/ PIT) and ranked in the 90th percentile among all ML hurlers.
- Allowed season highs in ER (7) and HR (3) in his 2nd start of the season on April 29 at Estadio Alfredo Harp Helú's 7,349 feet of elevation in Mexico City, but did not factor into SD's 16-11 victory vs. SF...it was 1 of just 2 games he allowed multiple HR (also: July 23 @ DET)...his 0.92 HR/9 IP rate was a career-best mark, ahead of his 0.94 HR/9 IP clip in

JOE MUSGROVE

2018 w/ PIT.

- Tagged with the loss in 2 of his next 3 outings (vs. LAD, @ LAD & vs. BOS) from May 2-20, receiving just a combined 5 runs of support while posting a 4.60 ERA (8 ER, 15.2 IP), 1.53 WHIP and .250 AVG against.
- Across his next 10 starts from May 26-July 18, he went 8-0 with a 1.76 ERA (12 ER, 61.1 IP), 0.96 WHIP and .228 opponents' AVG.
- He was quality in 11 of his final 12 starts of the season from May 26-July 28...during the stretch, he ranked 1st among all qualifying hurlers in wins (9), win percentage (.900) and run support average (8.35), 2nd in ERA (1.84), 4th in HR/9 IP (0.49), 6th in SO/BB ratio (6.00) and T-7th in WHIP (1.00).
- On July 9 vs. NYM, he posted his 23rd career outing with 0 HR and 0 BB allowed across at least 5.0 IP...since his 2016 debut season, the 23 such outings are 5th-most in the Majors, behind Clayton Kershaw (36), Zack Greinke (33), Kyle Hendricks (29) and Gerrit Cole (25)...when he posts such an outing, he has a record of 14-2 (.875 winning %) and his teams have gone 17-6...12 of the 23 outings have come as a member of the Padres since '21.
- Posted his 10th quality outing of the campaign on July 23 @ DET (6.0 IP, 7 H, 3 ER) but snapped a streak of 10 consecutive starts in between losses, his first losing decision since May 20 vs. BOS.
- In his final start on July 28, he faced off against TEX for the first time since hurling SD's first and only no-hitter in franchise history in the club's 8,206th game...he twirled his 9th consecutive quality outing, tied with Blake Snell for the longest quality outing streak in the Majors in '23...it was also the 2nd-longest quality outing of his career behind only his 12 consecutive quality outings to begin the 2022 season.
- More than half of his starts (9) in '23 came against AL opponents, going 6-2 with a 2.70 ERA (16 ER, 53.1 IP), 1.07 WHIP and .240 AVG against...among the 42 hurlers who have made at least 15 Interleague starts since the start of '21 (Joe's first season w/ SD), he ranks 3rd in ERA (2.13), 4th in WHIP (0.92), T-4th in wins (9), T-6th in AVG against (.204) and 7th in H/9 IP (6.66).
- Placed on the 15-day IL (right shoulder capsule inflammation) on Aug. 4 before being transferred to the 60-day IL on Sept. 30, ending his season.
- Had nearly identical ERAs in his 10 home starts (3.04) vs. his 7 road starts (3.07).
- He is 1 of 9 pitchers who have made at least 40 career starts in Petco history (including Postseason), and Joe ranks 1st in ERA (2.68) and winning percentage (.654), T-2nd in WHIP (1.09), 5th in SO/9 IP (9.87) and 6th in opponents' AVG (.222) in downtown SD history.
- Continued his career reverse-splits trend, limiting LHH to a .216 clip (42-194) while RHH batted .281 (48-171)...his .588 OPS vs. LHH was 8th-lowest among all ML right-handers (min. 200 batters faced).
- Per Statcast, relied on 6 pitches: 4-seam fastball (24.5%),


curveball (23.9%), cutter (20.4%), slider (14.5%), changeup (11.4%) and sinker (5.4%).

- Ranked in the 84th percentile and above in chase % (99th, 35.5%), BB % (5.3%), xERA (3.16), barrel % (5.1%) and hard-hit % (33.5%).
- His 35.5 chase rate in '23 was a career high, led all NL hurlers and trailed only TOR's Trevor Richards (37.5%) – min. 300 PA.
- From '22-23, he posted the 5th-highest spin rate on breaking balls (2,767 rpm) among all NL pitchers (min. 1,500 pitches), trailing only Charlie Morton (3,079 rpm), Seth Lugo (3,054 rpm), Corbin Burnes (2,796 rpm) and Yu Darvish (2,767).

2022

- In his second full season with the Padres, the San Diego native joined rotation-mate Yu Darvish as the 2 hurlers to make 30 starts in '22...it's the 3rd time in his career he's reached the 30 start plateau (also: 2019 w/ PIT and '21 with SD)...he finished with 181.0 IP, 0.1 inning shy of his career-high 181.1 in '21...the 10 winning decisions were also 1 shy of his career-high 11 in '21 and in '19 w/ PIT.
- He became the first pitcher in ML history to post an 8-0 record (or better) with an ERA of 1.60-or-lower and 80+ strikeouts over his first 12 appearances of a season.
- Over his final 18 starts, he went 2-7 with a 3.97 ERA and 103 strikeouts.
- Musgrove's run support average (runs scored while he's in the game) was a full 3.0 runs higher in his first 12 starts (5.92) from April 9-June 16 compared to his final 18 starts (2.91) from June 23-October 3.
- Musgrove was the only starter in the Majors in '22 to have their team win their first 8 starts of the season...NYY was 7-0 through Luis Severino's first 7 starts...Musgrove now owns the 2nd-longest such streak in SD history, passing Tim Lollar (7 in 1982) and Dennis Rasmussen (7 in '88)...the Padres' 12 straight wins to begin the 1985 season in Andy Hawkins' starts is the franchise record.
- After his 7.0 innings of 2-run ball on June 16 @ Wrigley Field, he became just the 7th ML pitcher (and it was the 9th instance) since '94 a pitcher began a season with 12+ quality starts...his 12 consecutive QS were 2nd-most in franchise history at any point during a season, trailing Tyson Ross' 14 in a row in 2014 from June-Sept.
- Following his June 30 start @ LAD, he became just the 3rd pitcher since 2018 to start a season with 8 consecutive road starts of 6.0+ IP & 3 ER-or-fewer, joining Shane Bieber (2020) and Justin Verlander (2018)...the last hurler to have more than 8+ such road starts to begin a season was Max Scherzer's 14 in 2013.
- Became the only SD hurler to ever have 2 ER-or-fewer across 6.0+ IP in 12 straight starts at any point during a season, and his 12 straight such outings were most in the NL in '22, trailing only TB's Shane McClellan's 13 straight such starts from May 11-July 26.

JOE MUSGROVE



- He posted a career-high 21 quality starts, which ranked T-8th in the Majors and T-4th in the NL with MIL's Corbin Burnes and ATL's Max Fried...the Padres led the NL with 84 quality starts, 10 behind HOU's 94 for most in the Majors... it was 9 more quality outings than the next-closest NL team (PHI's 75).
- He tossed at least 6.0 innings in 22 of his 30 starts, tied with STL's Miles Mikolas for the 8th-most 6.0+ inning starts in the Majors in '22.
- Faced more lefties (403) than righties (337) and posted reverse splits, limiting LHH to a .203/.275/.346 slash line while righties slashed .254/.295/.425.
- He averaged 94.5 pitches per game, 10th-most in the NL among all qualifying pitchers...with Yu Darvish's 99.0 pitches per game ranking 3rd-most, SD joined STL (Wainwright and Mikolas) as the only 2 NL staffs with 2 hurlers inside the top 10 in pitches per game.
- Among all pitchers who have thrown at least 350.0 regular season innings in SD history, his 1.09 WHIP at the end of 2022 ranked 3rd (362.1 IP), behind only rotation-mate Yu Darvish (1.02 WHIP in 361.0 IP) and Trevor Hoffman (1.04 in 952.1 IP)...his 3.06 ERA ranked 8th in SD history (min. 350 IP).
- His 2.84 ERA (63 ER, 200.0 IP) was the 3rd-lowest ERA in Petco Park history among all hurlers who made at least 30 starts in downtown San Diego from 2004-22, trailing only Jake Peavy's 2.75 ERA (184 ER, 602.0 IP) and Andrew Cashner's 2.76 ERA (96 ER, 313.0 IP)...since joining the Padres in 2021, he posted a 3.23 ERA (63, 175.2 IP) in his 29 road starts (30 app).
- He also finished 2022 ranked T-6th in Petco Park history in opponents' AVG (.224 - min. 30 starts)...in his 30 road appearances (29 starts) from 2021-22, he had a .216 opponents' AVG.
- On June 3 at MIL, No No Joe came within 4 outs of throwing the 2nd no-hitter in franchise history — just 206 games (and 39 starts by him) — after he threw the first no-no in the franchise's 8,206th game.
- He earned his 1st-career All-Star selection and pitched a scoreless inning for the NL in the Midsummer Classic on

JOE MUSGROVE



July 19 at Dodger Stadium...he struck out Andres Gimenez and Aaron Judge, while walking Shohei Ohtani & getting Alejandro Kirk out on a ball hit softly to second...following the outing, Musgrove said: "It was a blast, man...I got the shakes a little bit coming out of the bullpen. It's been a while since I've had that. ... But I just went out there and tried to throw as hard as I could."

- On Aug. 1, inked a five-year extension through the 2027 season...during the press conference, Musgrove said: "There's so much uncertainty in where you might end up in your career...It's kind of the last thing you expect to get to come back and play in your hometown and especially at a time when there's an opportunity to compete for a championship."
- On Aug 26 @ KC, he posted his shortest outing of the campaign (3.2 IP) and his 2nd-shortest outing as a Padre, trailing only his 3.0 IP on April 25, 2021 @ LAD.
- Got the win on Aug. 31 at SF, marking an 11-start span in between winning decisions from June 23-Aug 26...he struck out a season-high 11 batters, his 2nd-double digit strikeout game of the season (also: June 30 @ LAD), and it was the 9th double-digit punchout game of his career.
- He did not allow a HR on Aug 31 at SF, putting an end to his streak of allowing a HR in a career-high 7 straight appearances from July 24-August 31.
- Allowed a career-high-tying 3 HR in his next start on Sept. 6 at ARI...it was his 5th career start allowing 3 HR and his first since July 25, 2019 vs. STL (w/ PIT)...allowed a career-high-tying 22 HR on the season (also: 2021).
- Earned his 10th win of the season on Sept. 17 @ ARI, tossing 6.0-shutout innings of 4-hit ball with 8 strikeouts and no walks in SD's 2-0 victory...it was his 4th career outing tossing 6.0-shutout IP with no walks allowed and 8-or-more SO, with all 4 of those outings coming as a Padre since '21.
- His 6.0 scoreless innings in the Sept 17 start @ ARI contributed to the Friars' 31.2 scoreless innings by SD starters from Sept 16-22...it was the longest scoreless streak by a starting staff in the Majors in '22, and it was 1.2 IP shy of the club record (33.1 IP from July 28-Aug 1, 1984).
- The Padres allowed just 1 run in 4 games from Sept 17-21, the 1st club to allow no more than 1 run over a 4-game span

JOE MUSGROVE



while striking out 40+ batters in MLB history.

- His 86.4 mph average exit velocity ranked in the 90th percentile and led all SD hurlers...his 32.5 hard hit percentage also led all SD hurlers and ranked in the 88th percentile...his fastball had a 2,559 rpm spin rate and ranked in the 98th percentile.
- Per Statcast, Musgrove relied on 6 pitches: Slider (24.4%), 4-Seam Fastball (24%), Cutter (19.4%), Curveball (19.1%), Sinker (6.8%) and Changeup (6.3%)...ranked in the 98th percentile in fastball spin rate (2,559 rpm), which ranked 5th overall among all Major League 4-seamers.
- In his first 2 seasons as a Padre from 2021-22, he threw breaking balls 47.6% of the time, the highest breaking ball percentage in the NL and 2nd-highest in the Majors (min. 5,000 total pitches), behind only CWS' Dylan Cease (51.5%).

POSTSEASON: Entered the 2022 Postseason having made 7 relief appearances, which all came with HOU during the Astros' 2017 World Series run...made the first starts (3) of his Postseason career in SD's run to the NLCS, going a combined 1-1 with a 2.89 ERA (6 ER, 18.2 IP).

- Made his first career Postseason start in the decisive Game 3 of the Wild Card series vs. the Mets, and became the 1st pitcher in MLB Postseason history to toss 7.0 scoreless innings with 1 or 0 hits allowed in an elimination game...he allowed just 2 baserunners (1 hit and 1 walk) in SD's 6-0 win.
- He also became 1 of 5 pitchers in SD history- and it's now happened 8 times overall - to throw 7.0 innings-or-more in a Postseason game, joining Yu Darvish (Oct. 7, 2022 at NYM and Oct. 18 vs. PHI), Andy Ashby (Oct. 7, 1998 vs. ATL), Kevin Brown (3x, including a CG shutout on Oct. 8, 1998 vs. ATL) and Ed Whitson (Oct. 4, 1984 vs. CHC).
- Helped send the Padres to their first NLCS since 1998 and the franchise's first-ever NLCS action at Petco Park with 6.0 innings of 6-hit, 2-run ball in SD's 5-3, Game 4 victory over LAD on Oct. 15.
- Tagged with his first career Postseason loss in Game 3 of the NLCS at PHI, allowing 4 runs on 8 hits and 2 walks in SD's 4-2 defeat.
- He tossed 101 pitches in Game 4 of the NLDS vs. LAD and 100 on Game 3 of the NLCS at PHI, owning 2 of the 9 100+ pitch outings in Padres' Postseason history...joined Kevin Brown (5 times in '98) as the only 2 hurlers in Padres franchise history to have multiple 100+ pitch outings in a single Postseason run...Chris Young did so once in 2006, and Darvish threw 101 pitches in G1 of the Wild Card Series on Oct. 7 @ NYM.

2021

- Led the Padres staff and set career highs in a variety of categories, including innings pitched (181.1), strikeouts (203) and ERA (3.18)...also tied his career high and led the SD staff in both wins (11) and games started (31).
- Among all SD hurlers with at least 150.0 IP in a season, his 10.08 SO/9 IP ratio was the 2nd-highest clip in franchise

history, trailing only Yu Darvish's 10.77 SO/9 in '21...prior to '21, the two highest SO/9 clips were Andy Benes (9.87 in 1994) and Tyson Ross (9.73 in 2015).

- His 1.08 WHIP T-7th lowest in a full season in SD history, and was the lowest since Jake Peavy's 1.06 WHIP in '07.
- On April 9 @ TEX, he tossed the 1st no-hitter in Padres history in the club's 8,206th game...a native from El Cajon, he became the 6th pitcher since 1900 to toss a no-hitter for a team from the state where he was born, joining Jered Weaver (LAA), Kevin Gross (LAD), Nolan Ryan (TEX), Terry Mulholland (PHI), and Dave Stewart (OAK).
- With 2 outs in the 4th inning, he hit batter Joey Gallo, and otherwise, he did not allow a walk, and the Padres defense did not commit an error...in the Modern Era (since 1900), Musgrove is the 5th pitcher in MLB history to miss out on a perfect game because of a hit batsman.
- The Padres had thrown 30 one-hitters prior to the historic night, and the longest no-hit bid in Padres history had been 8.2 innings (Steve Arlin on July 18, 1972).
- It was just his 2nd start with SD, making him the 8th pitcher in the Modern Era with a no-hitter in one of his 1st 2 starts with a team, and he's the 1st pitcher to do it since Clay Buchholz on Sept. 1, 2007, in his second start for BOS.
- He threw 62 breaking balls, the most in a no hitter since Edwin Jackson's in 2010 vs. TB for ARI...Jackson threw 149 pitches while walking 8...Musgrove threw a career-high 112 pitches and walked 0.
- His next start came at PNC Park against his former team, the Pittsburgh Pirates, and the only damage came on a 2nd inning Gregory Polanco HR...it snapped a ML-leading 32.0 scoreless-inning streak dating back to the 3rd inning of his 3rd to last start as a Pirate in '20.
- He made 2 starts and went 2-0 during the Padres' 9-0 perfect homestand from April 14-23, tossing a combined 12.0 innings of 1-run ball, striking out 16 and walking 4...his 2 H/11 SO/0 BB outing on May 19 vs. COL followed Darvish's 4 H/10 SO/0 BB performance on May 17 vs. COL 2 days later, marking the 1st series in SD history in which 2 starters threw 7.0 innings while allowing 4 hits-or-fewer with 0 BB and 10+ SO.
- On May 30 @ HOU, he made his 1st relief app. since March 31, 2019 @ CIN, snapping a streak of 49 consecutive starts...he was 1 of 2 pitchers in the majors in '21 (also: CWS' Reynaldo Lopez) and the 1st pitcher in SD history to make a relief app. of at least 5.0 IP without allowing a hit or a BB... he did plunk a batter, just like he did in his no hitter.
- He tossed 4 consecutive quality starts for the 4th time in his career from July 23-August 9...had tossed a career-high 5 straight QS twice (once in 2018 and once in '19)...his 15 quality starts were the most by a Padre starter since '17 when Jhoulys Chacin and Luis Perdomo each had 16.
- Tossed his second 9-inning complete game shutout of the season on August 27 @ LAA, becoming the first SD hurler with 2 complete game shutouts in a season since Andrew Cashner in '14...he was also 1 of just 4 pitchers in the majors

JOE MUSGROVE

in '21 to throw two 9-inning complete game shutouts, joining Anthony DeSclafani, Zack Wheeler and Max Fried (who threw his 2nd Sept. 24 vs. SD).

- Limited RHH to a .194 AVG (63-325), the lowest opponents' AVG vs. righties in the NL and the 3rd-lowest in the majors (min. 350 batters faced), behind only Carlos Rodon (.175) and Jose Berrios (.193)
- His 3.97 overall run support AVG was 7th-lowest among all qualifying ML pitchers and 6th-lowest in the NL...in his 31 starts, he received 0 runs of support 6 times, 1-or-fewer 13 times, 2-or-fewer 17 times, and 3-or-fewer 23 times.
- Had a 3.44 ERA on the road in his 16 app. (15 starts) and a 2.92 ERA in 16 starts @ Petco.
- His 4-Seamer had a 2,597 rpm spin rate, ranking in the top 1% of the league.
- He threw the most breaking balls (1,514) in MLB and his 51.5 % breaking ball usage was 3rd-highest in MLB, behind Clayton Kershaw (62.7%) and Shane Bieber (57.1%).
- Named SD's representative for the Roberto Clemente award, the annual recognition of a ML player who best represents the game of baseball through extraordinary character, community involvement, philanthropy and positive contributions, both on and off the field.

2020

- The Pirates Opening Day starter made 8 appearances all starts) and went 1-5 with a 3.86 ERA (17 ER, 39.2 IP) with 55 strikeouts to just 16 BB.
- Led the staff in strikeouts and posted career highs in SO/9 IP ratio (12.48) SO/9 IP and opponent AVG (.226).
- Among all ML pitchers (min. 8 starts) his 68.3 first-pitch strike % ranked 2nd behind Clayton Kershaw (69.7%).
- Placed on the 10-day IL on Aug. 11 (retro: Aug. 9) with right triceps inflammation...threw 2.0 IP of "live BP" in Altoona (AA) on Aug. 27 before being reinstated on Sept. 2.
- Though he claimed his sole win of 2020 in his last start of the season on Sept. 26 at CLE, he received just 12 runs of support in the campaign, the fewest of any NL pitcher who made 8-or-more starts.
- Received just 4 runs of offensive support while he was on the mound in his first 8 starts before the Pirates scored him 8 in his final outing.

2019

- Set then-career highs and led the PIT staff in IP (170.1), starts (31) and strikeouts (157).
- Due to a rainout, made his season debut in relief on March 31 @ CIN and retired all 6 batters in 2.0 scoreless IP — his first big league relief outing since Sept. 28, 2017 with HOU.
- Made his 1st start of the season on Apr. 5 vs. CIN and tossed 7.0 scoreless innings for the win...did not allow an earned run

in his first 18.1 innings of work.

- Gave up 15 runs (13 earned) in back-to-back starts on May 3 and May 9, raising season ERA from 1.54 to 4.20.
- Threw 75 pitches and gave up 1 hit in 7.0 scoreless innings while winning his second game on May 14 at ARI...won his 2nd straight start on May 19 in his hometown of San Diego (6.1 IP, 4 R, 3 ER).
- Gave up 3 HR in his start on May 30 vs. MIL...had surrendered just 2 HR in 59.0 IP prior to the start.
- Was ejected by home plate umpire Brian Gorman for "being the aggressor" after clipping Josh Donaldson on the 18th pitch of the game in the 1st on June 10 at ATL.
- Made his next start in Game 4 of the series in Atlanta on June 13, marking the 1st time since Joe Gibbon in 1963 in which a Pittsburgh pitcher made 2 starts in a series (Aug. 9 in the 1st game of a doubleheader vs. HOU and then again on August 11 in the 4th game of that 5-game series).
- Pitched in Houston for the 1st time since winning Game 5 of the 2017 World Series and tossed 6.0 scoreless IP for the win on June 27.
- Made his final start — and the 100th app of his MLB career — on Sept. 26 vs. CHC and picked up the win (2 ER, 6.0 IP).

2018

- Acquired by PIT in January from HOU in the 5-player trade that sent Gerrit Cole to the Astros...saw limited action in Spring Training due to right shoulder discomfort and began the season on the IL...made 3 rehab appearances between Altoona (AA) and Indianapolis (AAA) before being reinstated on May 25.
- Made his season debut that night vs. STL and tossed 7.0 scoreless innings for the win (67 pitches)...also singled off John Gant for his first ML hit.
- Started in front of close to 100 family members and friends for his 1st career start in his hometown of San Diego at Petco Park on June 29, tossing 7.0 scoreless innings for the victory...also went 1-for-2 with a sac bunt at the plate.
- Went on the 10-day IL on July 3 (retro: June 30) with a right index finger infection...was reinstated on July 10.
- Threw 21 straight strikes to begin the game on Aug. 30 at STL, the most by any ML pitcher since 1988 when pitches were first tracked.
- Was shut down for the season after making his final start on Sept. 17...diagnosed with a stress reaction on the front of his pelvic bone and an abdominal wall muscle strain...had surgery on Oct. 19 to repair the abdominal wall and to help the stress reaction heal (surgery performed by Dr. Craig Smith in Los Angeles, CA).

JOE MUSGROVE



2017

- Made his first career Opening Day roster as the Astros' No. 4 starter in the rotation.
- Made his first 15 appearances as a starter and went 4-8 with a 6.12 ERA (55 ER, 78.0 IP) and .306 opp. AVG.
- Made his final 23 appearances in relief and went 3-0 with a 1.44 ERA (5 ER, 31.1 IP) and a .196 opp. AVG.
- His 1.44 ERA as a reliever ranked T-3rd among AL relievers with at least 30.0 IP.
- Was on the IL with right shoulder discomfort between May 27 and June 12...optioned to Fresno on June 23 and made lone Triple-A start on June 29 vs. Albuquerque...recalled on July 5 and made 2 starts before moving to the bullpen.

POSTSEASON: Made 7 total appearances during the Astros' World Series run...was the winning pitcher in Game 5 of the World Series vs. LAD; pitched a scoreless 10th in HOU's 13-12 win.

2016

- Began the season with Corpus Christi (Astros' AA) and was leading the Texas League in ERA prior to his promotion to Fresno (AAA) on May 13.
- Went a combined 7-4 with a 2.74 ERA (26 ER, 85.1 IP) 87 SO and just 10 walks in 16 minor league games (14 starts).
- Was the starting pitcher for the U.S. Team in the All-Star Futures Game and tossed a perfect first inning in front of his hometown crowd at Petco Park in San Diego.
- Recalled by HOU on Aug. 1 and made ML debut in relief on Aug. 2 vs. TOR...tossed 4.1 scoreless innings in his debut, allowing just 1 hit and 1 walk while striking out 8 in a 2-1 Houston loss...set a Major League record for strikeouts by a reliever in a ML debut...also set a franchise record for most scoreless relief innings in a ML debut, which was previously held by RHP Jose Cisnero (3.2 IP in 2013).
- Made his first big league start on Aug. 7 vs. Texas and gave up 1 run in 7.0 IP of a no-decision.
- Became the 3rd pitcher since 1913 to record at least 6 strikeouts and issue no more than 1 walk in each of his 1st 3 app. in the Majors; the only other two to do it were RHP Johnny Cueto (2008) and RHP Masahiro Tanaka (2014).
- His 21 strikeouts over his first 3 games in the Majors marked the 3rd-most in club history.
- Received his first ML win Aug. 12 @ TOR (2 ER, 7.0 IP).
- Carried a no-hitter into the 6th inning on Sept. 20 at OAK, ultimately allowing 1 run in 5.1 IP in a 2-1 Astros' win.

2011-15

- Earned Houston's **2015** minor league Pitcher of the Year honors and named an MiLB.com Organization All-Star for the Astros...went 12-1 with a 1.88 ERA (21 ER, 100.2 IP) and 99 strikeouts against 8 walks in 19 games (14 starts) across three levels of the system...led all of minor league baseball in strikeout to walk ratio (12.38).
- Spent the entire **2014** season in the New York-Penn League with Tri-City, earning *Baseball America* Short Season All-Star and Tri-City MVP honors...T-2nd in the league in SO (67) and ranked 3rd in IP (77.0) and WHIP (0.96)...named Pitcher of the Week for Aug. 18-24 after putting together back-to-back scoreless outings (13.0 IP)...went 1-0 with a 0.69 ERA (1 ER, 13.0 IP) and 15 SO in the postseason.
- Spent 1st full season in **2013** pitching in the Gulf Coast League...began **2012** season with the Bluefield Blue Jays (R) before being acquired by HOU as part of a 10-player deal on July 20...began his pro career in **2011**, splitting the campaign between the GCL Blue Jays and Bluefield (R).

PERSONAL

- His parents own and operate a coffee shop in the San Diego suburb of Alpine, Calif...the shop saw an unprecedented amount of business following Joe's historic no-hitter on April 9, 2021 at TEX.
- Following the no-hitter, he was handsomely rewarded with a lifetime supply of beer from Ballast Point Brewing, and he collaborated with Resident Brewing to create his own beer, the No-No Joe Double IPA.
- Had a mural painted of him at Grossmont High School in San Diego's East County, where he was a 2011 graduate...he pitched and played first base, going 7-5 with a 2.40 ERA (27 ER, 78.2 IP) and 100 strikeouts in 14 games as a senior...also hit .350 (36-for-103) with 9 HR and 32 RBI...was part of the offensive and defensive line on the football team.
- His first tattoo was an interlocking "S" and "D" set inside a baseball on his left arm with "est. 1992" underneath...his grandmother, Lucy Papitto, was not fond of the decision...Joe reminded her of that in a FaceTime call the day he officially became a member of the Padres and 10 years after he got that ink, he pulled up his sleeve for her and said with a smile, "I told you it would play out."
- His favorite player growing up was Padres pitcher Jake Peavy, and he wears No. 44 in his honor.

JOE MUSGROVE

JOE MUSGROVE CAREER PITCHING

Season	Team	Level	W	L	ERA	G	GS	CG	SV	SVO	IP	H	R	ER	HR	HB	BB	SO	WHIP	AVG	AB	WP	GDP	TBF	NP-S
2011	G-BLU	ROK	0	1	4.57	8	7	0	0	1	21.2	17	12	11	1	6	4	16	0.97	.227	75	2	1	87	140 - 113
2011	BLU	ROK	1	0	0.00	1	0	0	0	0	3.0	2	0	0	0	0	1	2	1.00	.222	9	0	1	10	17 - 13
2011	2 Teams	Minors	1	1	4.01	9	7	0	0	1	24.2	19	12	11	1	6	5	18	0.97	.226	84	2	2	97	157 - 126
2011	2 Teams	ROK	1	1	4.01	9	7	0	0	1	24.2	19	12	11	1	6	5	18	0.97	.226	84	2	2	97	157 - 126
2012	BLU	ROK	0	0	1.13	2	1	0	0	0	8.0	5	1	1	0	1	0	9	0.63	.179	28	0	1	29	47 - 46
2012	GRN	ROK	0	1	7.00	4	0	0	0	1	9.0	14	7	7	0	0	4	10	2.00	.359	39	1	0	43	76 - 61
2012	2 Teams	ROK	0	1	4.24	6	1	0	0	1	17.0	19	8	8	0	1	4	19	1.35	.284	67	1	1	72	123 - 107
2012	2 Teams	Minors	0	1	4.24	6	1	0	0	1	17.0	19	8	8	0	1	4	19	1.35	.284	67	1	1	72	123 - 107
2013	G-AST	ROK	1	3	4.41	11	3	0	0	1	32.2	43	22	16	1	2	4	30	1.44	.303	142	3	4	149	227 - 204
2014	TRI	A(Short)	7	1	2.81	15	13	0	0	0	77.0	64	25	24	4	2	10	67	0.96	.224	286	0	4	301	478 - 428
2015	QC	A	4	1	0.70	5	3	0	0	0	25.2	22	4	2	0	1	1	23	0.90	.232	95	0	2	100	223 - 176
2015	LAN	A(Adv)	4	0	2.40	6	4	0	0	0	30.0	28	9	8	2	2	1	43	0.97	.243	115	2	2	118	263 - 225
2015	CC	AA	4	0	2.20	8	7	0	1	1	45.0	35	13	11	7	0	6	33	0.91	.210	167	2	4	174	626 - 415
2015	3 Teams	Minors	12	1	1.88	19	14	0	1	1	100.2	85	26	21	9	3	8	99	0.92	.225	377	4	8	392	1112 - 816
2016	CC	AA	2	1	0.84	6	4	0	0	0	26.1	19	2	1	1	0	3	30	0.84	.192	99	1	1	102	360 - 267
2016	FRE	AAA	5	3	3.81	10	10	0	0	0	59.0	60	26	25	8	1	7	57	1.14	.262	229	1	6	237	819 - 586
2016	HOU	MLB	4	4	4.06	11	10	0	0	0	62.0	59	28	28	9	3	16	55	1.21	.250	236	0	4	256	980 - 650
2016	2 Teams	Minors	7	4	2.74	16	14	0	0	0	85.1	79	28	26	9	1	10	87	1.04	.241	328	2	7	339	1179 - 853
2017	FRE	AAA	1	0	0.00	1	1	0	0	0	7.0	1	0	0	0	0	2	7	0.43	.050	20	0	2	22	84 - 53
2017	HOU	MLB	7	8	4.77	38	15	0	2	4	109.1	117	59	58	18	4	28	98	1.33	.277	422	4	11	462	1760 - 1205
2018	BRD	A(Adv)	0	0	6.00	1	1	0	0	0	3.0	5	2	2	0	0	0	2	1.67	.385	13	0	1	13	36 - 29
2018	ALT	AA	0	1	2.25	1	1	0	0	0	4.0	2	1	1	1	0	0	4	0.50	.143	14	0	0	14	34 - 28
2018	IND	AAA	1	1	5.06	2	2	0	0	0	10.2	10	6	6	0	0	2	11	1.13	.244	41	0	0	45	175 - 127
2018	PIT	MLB	6	9	4.06	19	19	0	0	0	115.1	113	56	52	12	8	23	100	1.18	.253	447	5	5	486	1628 - 1144
2018	3 Teams	Minors	1	2	4.58	4	4	0	0	0	17.2	17	9	9	1	0	2	17	1.08	.250	68	0	1	72	245 - 184
2019	PIT	MLB	11	12	4.44	32	31	0	0	0	170.1	168	98	84	21	9	39	157	1.22	.254	662	2	8	718	2657 - 1804
2020	PIT	MLB	1	5	3.86	8	8	0	0	0	39.2	33	17	17	5	2	16	55	1.24	.226	146	1	0	166	673 - 442
2021	SD	MLB	11	9	3.18	32	31	2	0	0	181.1	142	68	64	22	18	54	203	1.08	.213	667	3	13	748	2938 - 1929
2022	SD	MLB	10	7	2.93	30	30	0	0	0	181.0	154	67	59	22	14	42	184	1.08	.227	679	4	13	740	2834 - 1880
2023	LE	A	0	1	7.20	1	1	0	0	0	5.0	6	4	4	0	0	0	8	1.20	.286	21	1	0	21	69 - 51
2023	ELP	AAA	0	0	4.15	1	1	0	0	0	4.1	5	3	2	0	3	1	6	1.38	.278	18	0	0	22	85 - 52
2023	SD	MLB	10	3	3.05	17	17	0	0	0	97.1	90	35	33	10	9	21	97	1.14	.247	365	2	11	399	1550 - 1031
2023	2 Teams	Minors	0	1	5.79	2	2	0	0	0	9.1	11	7	6	0	3	1	14	1.29	.282	39	1	0	43	154 - 103
2024	LE	A	0	0	5.40	1	1	0	0	0	3.1	4	2	2	0	1	0	2	1.20	.308	13	0	0	14	43 - 35
2024	SD	MLB	6	5	3.88	19	19	0	0	0	99.2	94	44	43	14	10	23	101	1.17	.251	375	0	11	410	1582 - 1036
Career	3 Teams	MLB	66	62	3.73	206	180	2	2	4	1056.0	970	472	438	133	77	262	1050	1.17	.243	3999	21	76	4385	16602 - 1121
Career	14 Teams	Minors	30	14	2.95	84	60	0	1	4	374.2	342	139	123	25	19	46	360	1.04	.240	1424	13	29	1501	3802 - 2909

JOE MUSGROVE



WILD CARD

Season	Team	Level	W	L	ERA	G	GS	CG	SV	SVO	IP	H	R	ER	HR	HB	BB	SO	WHIP	AVG	AB	WP	GIDP	TBF	NP-S
2022	SD	MLB	1	0	0.00	1	1	0	0	0	7.0	1	0	0	0	0	1	5	0.29	.045	22	0	0	23	86 - 59
2024	SD	MLB	0	0	2.45	1	1	0	0	0	3.2	1	1	1	0	0	4	0.27	.091	11	0	0	12	44 - 32	
Career	SD	MLB	1	0	0.84	2	2	0	0	0	10.2	2	1	1	0	0	1	9	0.28	.061	33	0	0	35	130 - 91

DIVISION SERIES

Season	Team	Level	W	L	ERA	G	GS	CG	SV	SVO	IP	H	R	ER	HR	HB	BB	SO	WHIP	AVG	AB	WP	GIDP	TBF	NP-S
2017	HOU	MLB	0	0	4.50	2	0	0	0	0	2.0	1	1	1	1	0	0	1	0.50	.143	7	0	0	7	30 - 24
2022	SD	MLB	0	0	3.00	1	1	0	0	0	6.0	6	2	2	0	0	3	8	1.50	.250	24	0	0	27	101 - 64
Career	2 Teams	MLB	0	0	3.38	3	1	0	0	0	8.0	7	3	3	1	0	3	9	1.25	.226	31	0	0	34	131 - 88

LEAGUE CHAMPIONSHIP SERIES

Season	Team	Level	W	L	ERA	G	GS	CG	SV	SVO	IP	H	R	ER	HR	HB	BB	SO	WHIP	AVG	AB	WP	GIDP	TBF	NP-S
2017	HOU	MLB	0	0	27.00	1	0	0	0	0	0.2	2	2	2	0	0	0	0	3.00	.500	4	0	0	4	14 - 9
2022	SD	MLB	0	1	6.35	1	1	0	0	0	5.2	8	4	4	1	0	2	5	1.76	.364	22	0	2	24	100 - 66
Career	2 Teams	MLB	0	1	8.53	2	1	0	0	0	6.1	10	6	6	1	0	2	5	1.89	.385	26	0	2	28	114 - 75

WORLD SERIES

Season	Team	Level	W	L	ERA	G	GS	CG	SV	SVO	IP	H	R	ER	HR	HB	BB	SO	WHIP	AVG	AB	WP	GIDP	TBF	NP-S
2017	HOU	MLB	1	0	6.75	4	0	0	0	0	4.0	3	3	3	2	0	1	2	1.00	.214	14	0	0	16	46 - 34
Career	HOU	MLB	1	0	6.75	4	0	0	0	0	4.0	3	3	3	2	0	1	2	1.00	.214	14	0	0	16	46 - 34

POSTSEASON (COMBINED)

Season	Team	Level	W	L	ERA	G	GS	CG	SV	SVO	IP	H	R	ER	HR	HB	BB	SO	WHIP	AVG	AB	WP	GIDP	TBF	NP-S
2017	HOU	MLB	1	0	8.10	7	0	0	0	0	6.2	6	6	6	3	0	1	3	1.05	.240	25	0	0	27	90 - 67
2022	SD	MLB	1	1	2.89	3	3	0	0	0	18.2	15	6	6	1	0	6	18	1.13	.221	68	0	2	74	287 - 189
2024	SD	MLB	0	0	2.45	1	1	0	0	0	3.2	1	1	1	0	0	4	0.27	.091	11	0	0	12	44 - 32	
Career	2 Teams	MLB	2	1	4.03	11	4	0	0	0	29.0	22	13	13	4	0	7	25	1.00	.212	104	0	2	113	421 - 288

ALL-STAR

Season	Team	Level	W	L	ERA	G	GS	CG	SV	SVO	IP	H	R	ER	HR	HB	BB	SO	WHIP	AVG	AB	WP	GIDP	TBF	NP-S
2022	NL	MLB	0	0	0.00	1	0	0	0	0	1.0	0	0	0	0	0	1	2	1.00	.000	3	0	0	4	16 - 11
Career	NL	MLB	0	0	0.00	1	0	0	0	0	1.0	0	0	0	0	0	1	2	1.00	.000	3	0	0	4	16 - 11

CAREER TRANSACTIONS

OPTIONS USED: 1/3

- 2011** Signed by TOR as a 1st-round (46th overall) selection in the First-Year Player Draft, June 6
- 2012** Acquired by HOU along with a PTBNL (Kevin Cormer) from TOR along with Francisco Cordero, Ben Francisco, Carlos Perez, David Rollins and Asher Wojciechowski in exchange for David Carpenter, J.A. Happ and Brandon Lyon, July 20.
- 2018** Acquired by PIT from HOU along with Michael Feliz, Jason Martin and Colin Moran in exchange for Gerrit Cole, January 13.
- 2021** Acquired by SD from PIT in exchange for Hudson Head, Omar Cruz, David Bednar and Drake Fellows as part of the 7-player, 3-team trade that sent Joey Lucchesi to NYM and Endy Rodriguez to PIT, January 19.
- 2022** Signed by SD to a 5-year contract extension through the 2027 season, July 19



BRADEN NETT

NRI

Height: 6-3 Bats: R
Weight: 192 Throws: R

X @bn3tt_
@bn3tt

96

RHP

Full Name	Braden Zachary Nett
Date of Birth	June 18, 2002 in Troy, Missouri
Current Residence	Troy, Missouri
2025 Opening Day Age	22
MLB Service Time	0.000
How Obtained	Signed as an undrafted free agent on August 1, 2022
Contract Status	Signed through 2025

QUICK HITS

- Nett went undrafted in 2022 out of St. Charles Community College in Missouri, after working a 6.48 ERA across 16.2 innings in the MLB Draft League in 2022, and recording just 2 outings in the summer collegiate Appalachian League in 2021.
- Has allowed just 4 home runs to the 485 minor league batters he's faced from 2022-24, to go along with a 10.22 SO/9 rate and 6.56 BB/9 rate.
- Entered 2025 ranked as the Padres' No. 6 prospect by *Baseball America* and No. 9 MLB Pipeline.

2024 SEASON

- 19 of his 20 appearances came with High-A Fort Wayne, where he posted a 4.03 ERA (27 ER, 60.1 IP) and .215 opponents' AVG across his 19 appearances (18 starts).
- Recorded exactly twice as many strikeouts (70) as walks (35) with FW.
- Allowed 1 ER-or-fewer in 12 of his 18 starts.
- His lone relief outing came on July 6 vs. Lansing, tossing 3.0 innings of 1-run ball in the TinCaps' 7-5 defeat.
- After allowing a career-high 5 ER in just 0.2 IP on July 20 vs. Lake County, his season ERA sat at 8.71 with a .264 opponents' AVG...tossed 5.0-shutout innings of 1-hit ball in his next outing on July 26 at Dayton, which began a stretch of going 5-1 with a 1.59 ERA (7 ER, 39.2 IP) and .184 AVG across his final 8 starts with the TinCaps from July 26-Sept. 6.
- Struck out a career-high 10 with 0 walks allowed on Aug. 24 at Peoria.
- Promoted to Double-A San Antonio to finish off the campaign on September 7 and made his Double-A debut on Sept. 13, his lone outing with the Missions, tossing 4.2 innings of 1-run ball in SA's 5-2 victory.
- Between both FW and SA, he limited RHH to a .175 AVG (21-120) while LHH batted .261.
- 3 of his 4 HR allowed were solo shots, limiting the opposition to a .194 clip with the bases empty.
- Opponents hit .231 with RISP (12-52) with just 3 XBH allowed (all doubles).
- Following the season, made 5 appearances (all starts) for

ACCOLADES

Texas League Player of the Month (June, 2023)

Texas League Player of the Week (June 18, 2023)

MiLB.com Organization All-Star (SD, 2023)

Mexican Pacific League Rookie of the Year (2022, Navojoa)

the Senadores for San Juan of the Puerto Rican Winter League, and allowed 2 ER in 17.2 IP (1.02 ERA) and 23 SO.

- Entered 2025 ranked as the Padres' No. 9 prospect by MLB Pipeline.

2023

- After the start of his first full season was slowed by shoulder issues and being placed on the 60-day IL on April 6, made his season debut in the Arizona Complex League in June... had a 4.28 ERA over 27.1 IP with 32 strikeouts against 25 walks across 11 appearances (9 starts).
- Earned Arizona Complex League Pitcher of the Week honors on August 6 after 6.0 hitless innings on Aug. 5 vs. the ACL Diamondbacks Red, striking out 6 with 0 walks allowed... followed up that outing with 5.0-shutout innings of 2-hit ball in his next start on Aug. 12.
- Made 3 appearances (2 starts) for Single-A Lake Elsinore late in the summer, highlighted by 5.0 shutout innings in a start on Sept 1 vs. San Jose.
- Following the season, Nett struck out 21 of his 75 batters faced for the Peoria Javelinas in the Arizona Fall League, going 1-1 with a 4.67 ERA (9 ER, 17.1 IP), en route to being named an Arizona Fall League Rising Star.


2022

- Signed as an undrafted free agent on August 1, 2022 and made his professional debut with Rookie-Level Arizona Complex League Padres, allowing just 1 ER and 2 hits across 3 relief outings from Aug 12-23.

BRADEN NETT



NRI



BRADEN NETT CAREER PITCHING

Season	Team	Level	W	L	ERA	G	GS	CG	SV	SVO	IP	H	R	ER	HR	HB	BB	SO	WHIP	AVG	AB	WP	GIDP	TBF	NP-S
2022	A-PAD	ROK	0	0	3.00	3	0	0	0	1	3.0	2	2	1	0	1	2	5	1.33	.167	12	0	0	15	31-22
2023	A-PAD	ROK	1	2	4.28	11	9	0	0	0	27.1	17	13	13	0	2	25	32	1.54	.187	91	2	2	121	261-158
2023	LE	A	1	0	4.85	3	2	0	0	0	13.0	11	7	7	0	1	12	13	1.77	.220	50	2	0	63	246-133
2023	2 Teams	Minors	2	2	4.46	14	11	0	0	0	40.1	28	20	20	0	3	37	45	1.61	.199	141	4	2	184	507-291
2024	FW	A+	5	2	4.03	19	18	0	0	0	60.1	48	33	27	3	3	35	70	1.38	.215	223	7	5	265	1075-656
2024	SA	AA	0	0	1.93	1	1	0	0	0	4.2	4	1	1	1	0	5	3	1.93	.250	16	0	1	21	84-50
2024	2 Teams	Minors	5	2	3.88	20	19	0	0	0	65.0	52	34	28	4	3	40	73	1.42	.218	239	7	6	286	1159-706
Career	4 Teams	Minors	7	4	4.07	37	30	0	0	1	108.1	82	56	49	4	7	79	123	1.49	.209	392	11	8	485	1697-1019

CAREER TRANSACTIONS

OPTIONS USED: 0/3

2022 Signed by SD as an undrafted free agent, August 1



EDUARNIEL NÚÑEZ

NRI

Height: 6-1 Bats: R
Weight: 191 Throws: R

[eh-DWAR-knee-el noo-NYEZ]

79

RHP

Full Name	Eduarniel Nuñez
Date of Birth	June 7, 1999 in Samana, Dominican Republic
Current Residence	Samana, Dominican Republic
2025 Opening Day Age	25
MLB Service Time	0.000
How Obtained	Signed as a minor league free agent on November 6, 2024
Contract Status	Signed through 2025

QUICK HITS

- Signed with the Padres as a minor league free agent for 2025 after spending 2017-24 in the Cubs' system, owning a combined 21-22 record, 4.07 ERA, .231 opponents' clip and 323 strikeouts against 202 walks across 190 appearances (24 starts) in his minor league career.
- Reached the Triple-A level for the first time in '24 with Iowa, splitting the rest of the campaign with Double-A Tennessee. Posted career highs in wins (9), IP (60.1) and strikeouts (64), saves (5 -tied) and appearances (46).
- One of four South Bend Cubs pitchers to combine for a no-hitter on July 6, 2023 vs. the Peoria Chiefs.

2024 SEASON

- Split the 2024 season between Double-A Tennessee (27 G) and Triple-A Iowa (19 G) in his final season with the Cubs' organization...went a combined 9-3 with a 3.28 ERA (22 ER, 60.1 IP), 5 saves, 40 hits, 6 HR, 64 strikeouts and a .189 opponents' batting average over 46 games (all in relief).
- His work with Iowa marked the first Triple-A action of his career...combined with Tennessee, he posted career highs in wins (9), IP (60.1) and strikeouts (64), saves (5 -tied) and appearances (46).
- Began the season with a 15.2 consecutive scoreless-inning streak across his first 11 appearances from April 6-May 12, going 3-1 with 1 SV and a .118 AVG over the stretch.
- Promoted to Iowa on May 14 and allowed a combined 7 ER across his first 2 Triple-A outings...went scoreless in 5 of his next 7 outings, but had 18 walks againstn 11 strikeouts and was assigned back to Tennessee on June 18.
- Went 5-1 with a 1.71 ERA across 16 relief outings with 14 games finished (2 SV/3 SVO) from June 20-Aug 18, including a 1.71 ERA and 27-to-6 SO/BB ratio.
- Assigned back to Iowa for his final 10 appearances of the season (4.50 ERA, 11 SO vs. 8 BB).
- Limited both lefties (.194) and righties (.184) to sub-.200 clips.
- Pitched to a 5-0 record in home games, only allowing 9 ER in 29.0 IP (2.76 ERA) with 19 strikeouts and an opponent's batting average of .186 when playing in the home uniform.
- 4 of his 6 HR allowed were solo shots, limiting hitters to a .202 AVG with the bases empty and a .218 clip with RISP.

- Played for Estrellas Orientales of the Dominican Winter League for a second consecutive year...went 0-0 with a 4.91 ERA (2 ER, 3.2 IP), 3 hits, 2 walks, and 5 strikeouts in 3 appearances.

2023

- Split the season between High-A South Bend and Double-A Tennessee...went 3-1 with a 3.11 ERA (16 ER, 46.1 IP) with 61 strikeouts, 32 walks, 5 HBP and a 1.49 WHIP.
- Began the season on the IL at Tennessee and was sent to South Bend on May 9...appeared in 22 games for South Bend and had a 2.63 ERA (8 ER, 27.1 IP) with 37 strikeouts, 12 walks, a hit batter, and 22 hits allowed...had a 12.2 strikeout per 9 inning ratio.
- On July 6, 2023, was one of four South Bend pitchers to combine for a no-hitter in a 4-0 victory over the Peoria Chiefs...it was the 10th no-hitter in franchise history and the 4th as the South Bend Cubs...tossed a scoreless 8th inning and struck out two to help keep the no-hitter intact.
- Was promoted to Double-A Tennessee on July 25 and made 16 appearances with the Smokies to close out the season... posted a 0.84 ERA in the month of August, only allowing a solo HR across 10.2 IP in 9 appearances for the month.
- Earned his first and only save of the season on September 17, 2023, in a 3-1 win over the Trash Pandas that saw him strike out all three batters in a clean ninth inning.
- Appeared in 10 games for the Estrellas Orientales of the Dominican Winter League and posted a 6.55 ERA (8 ER, 11.0 IP) allowing 8 hits, a HR, and 7 walks to go with 10 strikeouts.

2022

- Combined to go 5-5 with a 4.53 ERA (28 ER, 55.2 IP) over 41 appearances between High-A South Bend and Double-A Tennessee...only allowed 2 HR and struck out 57 batters compared to 39 walks.
- Spent the majority of the season in South Bend where he posted a 3.73 ERA in 41.0 IP and registered 4 saves over 30 appearances (all as a reliever)...limited batters to a .230 opponents batting average and had a 1.46 WHIP...struck out 46 batters while only walking 25.
- Promoted to Double-A Tennessee on August 8, 2022, and made his Double-A debut two days later on August 10, 2022...in 11 relief appearances, posted a 6.75 ERA

EDUARNIEL NÚÑEZ



surrendering 11 ER and striking out 11 in 14.2 IP...had some command issues as his walk per 9 inning rate was 8.6 compared to just a 6.8 strikeout per 9 inning rate.

2021

- Split the season between Low -A Myrtle Beach and High-A South Bend going a combined 1-4 with a 4.17 ERA (29 ER, 37.2 IP) in 35 games (all as a reliever). Was his first professional season shifting to the bullpen.
- Earned 3 holds and 5 SV/6 SVO...his first career save came on August 11 against the Fort Wayne TinCaps, when he tossed 2.0 IP and struck out three while allowing one run and one walk in the South Bend's 5-1 victory.
- Appeared in 7 games for Myrtle Beach, totaling 10.1 IP with a 2.61 ERA (3 ER) and 13 SO to go along with a 1.16 WHIP.
- Was promoted to South Bend on June 1 and made 28 appearances for the Cubs with a 4.63 ERA (18 ER, 35.0 IP), 31 hits allowed, 33 walks and 37 strikeouts...struggled with control and posted a 8.5 BB/9 ratio compared to 9.5 SO/9.

2020

- Missed the entire 2020 season due to the COVID-19 pandemic.

2019

- Spent the entire season with the Single-A Short Season Eugene Emeralds of the Northwest League...posted a 1-5 record with a 6.93 ERA (29 ER, 37.2 IP) over 15 games (9 starts) with 38 strikeouts and 27 walks.
- Tossed a season-high 5.0 innings on June 19, 2019 and earned the win after only allowing a run on 4 hits and striking out 4 against the Vancouver Canadians.

2017-18

- Made his state-side debut in **2018** and went 1-3 in 10 starts with a 3.19 ERA (13 ER, 36.2 IP) to go along with a 1.34 WHIP, .207 opponents batting average and 39 strikeouts versus 21 walks for the AZL Cubs 2 of the Arizona League...on August 11 in a 12-1 win for the AZL Cubs 2 over the AZL Mariners, he tossed 5.0 IP allowing only one hit, no runs, no walks and punching out seven.
- In **2017**, made his professional debut with the DSL Cubs 2 and went 1-1 with a 3.31 ERA (6 ER, 16.1 IP), striking out 14, walking 7 and limiting opposing batters to a .225 batting average...earned his first professional win on August 26, 2017 against the DSL Rojas after tossing 5.0 IP of two-hit ball with no runs allowed.

EDUARNIEL NÚÑEZ CAREER PITCHING

Season	Team	Level	W	L	ERA	G	GS	CG	SV	SVO	IP	H	R	ER	HR	HB	BB	SO	WHIP	AVG	AB	WP	GIDP	TBF	NP-S
2017	D-CU2	ROK	1	1	3.31	5	5	0	0	0	16.1	14	9	6	1	4	7	14	1.29	.226	62	3	1	73	127-92
2018	A-CUB	ROK	1	3	3.19	10	10	0	0	0	36.2	28	17	13	0	4	21	39	1.34	.207	135	5	3	161	314-216
2019	EUG	A(Short)	1	5	6.93	15	9	0	0	0	37.2	49	30	29	3	3	27	38	2.02	.318	154	6	0	186	703-406
2021	MB	A	0	1	2.61	7	0	0	0	0	10.1	7	3	3	1	1	5	13	1.16	.194	36	0	1	42	169-102
2021	SB	A+	1	3	4.63	28	0	0	5	6	35.0	31	26	18	3	6	33	37	1.83	.226	137	15	2	177	710-385
2021	2 Teams	Minors	1	4	4.17	35	0	0	5	6	45.1	38	29	21	4	7	38	50	1.68	.220	173	15	3	219	879-487
2022	SB	A+	5	4	3.73	30	0	0	4	5	41.0	35	17	17	1	5	25	46	1.46	.230	152	8	1	183	713-408
2022	TNS	AA	0	1	6.75	11	0	0	0	1	14.2	18	14	11	1	1	14	11	2.18	.295	61	4	0	78	314-161
2022	2 Teams	Minors	5	5	4.53	41	0	0	4	6	55.2	53	31	28	2	6	39	57	1.65	.249	213	12	1	261	1027-569
2023	SB	A+	1	1	2.63	22	0	0	0	0	27.1	22	8	8	2	1	12	37	1.24	.218	101	3	3	114	481-295
2023	TNS	AA	2	0	3.79	16	0	0	1	1	19.0	14	8	8	1	4	20	24	1.79	.212	66	3	2	92	384-214
2023	2 Teams	Minors	3	1	3.11	38	0	0	1	1	46.1	36	16	16	3	5	32	61	1.47	.216	167	6	5	206	865-509
2024	TNS	AA	8	2	0.98	27	0	0	3	4	36.2	17	6	4	3	0	12	42	0.79	.137	124	1	3	136	511-313
2024	IOW	AAA	1	1	6.85	19	0	0	2	3	23.2	23	19	18	3	4	26	22	2.07	.261	88	3	6	118	480-256
2024	2 Teams	Minors	9	3	3.28	46	0	0	5	7	60.1	40	25	22	6	4	38	64	1.29	.189	212	4	9	254	991-569
Career	7 Teams	Minors	21	22	4.07	190	24	0	15	20	298.1	258	157	135	19	33	202	323	1.54	.231	1116	51	22	1360	4906-2848

CAREER TRANSACTIONS

OPTIONS USED: 0/3

2017 Signed by CHC as an international free agent, March 15

2024 Signed by SD as a minor league free agent, November 6



JUAN NUÑEZ

NRI

Height: 6-1 Bats: R
Weight: 225 Throws: R

62
RHP

[noo-NYEZ]
@juan_nunez85

Full Name	Juan Antonio Nuñez
Date of Birth	December 7, 2000 in Azua, Dominican Republic
Current Residence	Azua, Dominican Republic
2025 Opening Day Age	24
MLB Service Time	0.000
How Obtained	Selected from BAL in the Major League phase of the 2024 Rule 5 Draft on December 11, 2024
Contract Status	Signed through 2025

QUICK HITS

- Selected by SD from BAL in the Major League Phase of the Rule 5 Draft on December 11, 2024 in Dallas, Texas.
- Entered 2025 as SD's No. 17 prospect and No. 11 pitching prospect by MLB Pipeline.
- Across parts of 4 minor league seasons, Nuñez entered 2025 with 288 strikeouts and a 1.25 WHIP over 230.2 IP, but has never pitched above A-ball.
- Originally signed by MIN out of the Dominican Republic in November 2019, he was a part of the deal that sent All-Star reliever Jorge Lopez from BAL to MIN in August 2022.

2024 SEASON

- Logged a 2.45 ERA (8 ER, 29.1 IP) with a 1.09 WHIP in 7 appearances (four starts) prior to being shut down with a shoulder injury on June 2.
- He tossed at least 4.0 IP in 6 of his 7 appearances.
- In his final outing, matched his career-high with 9 SO against 0 walks on May 14 at Wilmington.

2023

- Split time between Single-A Delmarva and High-A Berdeen and set career highs in most categories, including games started (19), innings pitched (104.2), strikeouts (125) and saves (2).
- Opened the season with Single-A Delmarva and went 0-4 with a 3.93 ERA across 55.0 IP in 13 appearances (10 starts).
- Earned his first career save on May 19 after tossing 4.0 IP of relief and striking out eight in a 8-5 win over Charlesto.
- Struck out the final two batters of his start on June 6 for a total of six punchies in 5.0 scoreless innings.
- Was named the South Atlantic League Pitcher of the Month for September of 2023 when he had a 1.00 ERA over 9.0 IP with eight strikeouts in his two appearances while limiting opponents to a .156 batting average.

2022

- Split the season between the FCL Twins, FCL Orioles and Delmarva Shorebirds (A) pitching to a combined 0-2 record

ACCOLADES

South Atlantic League Pitcher of the Month (September 2023, Aberdeen)

- with a 3.58 ERA...struck out 63 hitters in 50.1 IP across 14 appearances (12 starts).
- Began the season with the FCL Twins and was 0-2 with a 4.85 ERA (16 ER, 29.2 IP) across 8 appearances (7 starts).
- Was a part of the five-player trade that sent All-Star reliever Jorge Lopez to MIN on August 2...he debuted in Baltimore's system with the FCL Orioles and struck out 9 batters in 6.0 IP over two appearances (one start).
- Promoted to Single-A Delmarva on August 16 and closed out the campaign by registering a 1.23 ERA (2 ER, 14.2 IP) across four starts, while limiting opposing batters to a .146 batting average.
- Entered 2025 as SD's No. 17 prospect and No. 11 pitching prospect by MLB Pipeline.

2021

- Made his professional debut with the Dominican Summer League Twins...appeared in 11 games (10 starts) and compiled a 2-4 record with a 2.14 ERA (11 ER, 46.1 IP)... allowed one home run, eight doubles, and no triples while striking out 62 batters.
- After four starts to begin his career, earned his first professional win in relief on August 19, 2019, when he tossed 4.1 IP while striking out seven batters and only allowing one run in the DSL Twins' 10-2 victory over the DSL Cardinals.

2019-20

- Did not pitch competitively in 2020 due to the COVID-19 pandemic.
- Signed as an international free agent by the Minnesota Twins on November 14, 2019, out of the Dominican Republic.

JUAN NUÑEZ



JUAN NUÑEZ CAREER PITCHING

Season	Team	Level	W	L	ERA	G	GS	CG	SV	SVO	IP	H	R	ER	HR	HB	BB	SO	WHIP	AVG	AB	WP	GDP	TBF	NP-S
2014	D-BLJ	ROK	0	2	9.64	6	5	0	0	0	14.0	22	19	15	1	0	15	17	2.64	.338	65	12	0	80	175 - 103
2015	D-BLJ	ROK	1	0	6.15	12	5	0	2	3	26.1	26	22	18	0	4	16	20	1.59	.245	106	11	1	126	229 - 149
2015	G-BLU	ROK	4	1	1.93	8	1	0	0	1	14.0	7	5	3	0	0	4	10	0.79	.149	47	2	2	52	88 - 68
2015	2 Teams	Minors	5	1	4.69	20	6	0	2	4	40.1	33	27	21	0	4	20	30	1.31	.216	153	13	3	178	317 - 217
2017	VAN	A(Short)	2	8	5.05	14	12	0	0	0	62.1	57	45	35	4	11	30	53	1.40	.239	238	12	5	285	1037 - 607
2018	VAN	A(Short)	0	1	5.20	17	2	0	1	1	45.0	47	32	26	6	3	26	41	1.62	.270	174	6	4	204	764 - 463
2019	VAN	A(Short)	0	0	0.00	2	0	0	0	0	4.0	4	0	0	0	0	1	3	1.25	.250	16	1	0	17	68 - 45
2019	LAN	A(Full)	0	1	5.40	16	0	0	1	2	21.2	23	15	13	5	1	8	27	1.43	.267	86	5	2	97	371 - 233
2019	2 Teams	Minors	0	1	4.56	18	0	0	1	2	25.2	27	15	13	5	1	9	30	1.40	.265	102	6	2	114	439 - 278
2022	DUN	A	0	2	3.60	16	0	0	2	2	15.0	10	7	6	3	3	9	21	1.27	.204	49	1	2	61	280 - 154
2022	VAN	A+	4	0	2.70	12	0	0	1	2	16.2	10	7	5	2	1	12	22	1.32	.167	60	1	1	73	276 - 158
2022	NH	AA	1	0	5.73	8	0	0	0	0	11.0	7	7	7	3	1	10	17	1.55	.175	40	2	1	51	222 - 125
2022	3 Teams	Minors	5	2	3.80	36	0	0	3	4	42.2	27	21	18	8	5	31	60	1.36	.181	149	4	4	185	778 - 437
2023	VAN	A+	0	0	3.00	3	0	0	0	0	3.0	3	1	1	0	0	2	6	1.67	.250	12	0	0	14	51 - 37
2023	NH	AA	2	3	3.89	32	0	0	1	1	39.1	21	21	17	2	3	42	59	1.60	.154	136	15	3	183	790 - 434
2023	2 Teams	Minors	2	3	3.83	35	0	0	1	1	42.1	24	22	18	2	3	44	65	1.61	.162	148	15	3	197	841 - 471
2024	F-BLU	ROK	0	0	3.52	5	0	0	0	0	7.2	7	3	3	0	3	9	12	2.09	.233	30	5	0	42	155 - 86
2024	NH	AA	0	0	2.53	9	0	0	0	0	10.2	5	3	3	2	3	3	10	0.75	.147	34	2	1	42	159 - 93
2024	2 Teams	Minors	0	0	2.95	14	0	0	0	0	18.1	12	6	6	2	6	12	22	1.31	.188	64	7	1	84	314 - 179
Career	6 Teams	Minors	14	18	4.71	160	25	0	8	12	290.2	249	187	152	28	33	187	318	1.50	.228	1093	75	22	1327	4665 - 2755

CAREER TRANSACTIONS

OPTIONS USED: 0/3

- 2019** Signed by MIN as an international free agent, November 14
- 2022** Acquired by BAL from MIN along with Juan Rojas, Yennier Cano and Cade Povich in exchange for Jorge Lopez, August 2
- 2024** Selected by SD from BAL in the Major League Phase of the Rule 5 Draft, December 11



RYAN OCH

NRI

Height: 6-3 Bats: R
Weight: 201 Throws: L

66

LHP

[AWK]
och_ryan
och_ryan

Full Name	Ryan Patrick Och
Date of Birth	July 18, 1998 in Robbinsdale, Minnesota
Current Residence	Glendale, Arizona
2025 Opening Day Age	26
MLB Service Time	0.000
How Obtained	Signed by SD as a 7th-round selection in the 2021 First-Year Player Draft on August 6, 2021
Contract Status	Signed through 2025

QUICK HITS

- Drafted in the 7th round of the 2021 First-Year Player Draft by the Padres out of Southern Mississippi.
- 2025 marked his first Major League Spring Training as a non-roster invitee in 2025.
- Recorded a 33.9% strikeout rate in 2024 between High-A Fort Wayne (17 G) and Double-A San Antonio (19 G), slightly south of his 36.8% career strikeout rate. Also had a 10.6% walk rate in 2024 between both stops, south of his career 13.8% walk rate.
- Underwent Tommy John surgery in 2023, missing the entire campaign.
- Across his 3 professional seasons (2021-22, '24), owned a 5-6 record with 9 saves, 3.61 ERA (39 ER, 97.1 IP), .208 opponents' AVG (71-for-342) and 152 strikeouts to 57 walks across 66 appearances (2 starts).

2024 SEASON

- Split the 2024 season between High-A Fort Wayne and Double-A San Antonio, setting career highs in wins (3), games (37), innings pitched (56.0) and strikeouts (83), and matched a career high with 4 saves.
- Recorded a 3.70 ERA (23 ER, 56.0 IP) with a .254 opponents average (53-for-209)...reached the 1,000+ pitch mark for the first time in his career.
- From August through the end of the season, threw to a 1.29 ERA (2 ER, 14.0 IP) with a 1.07 WHIP (8 H, 7 BB), .174 opponents' average, 19 strikeouts to seven walks and converting three of four save attempts...he recorded scoreless outings in nine of the 11 games with San Antonio.
- Pitched the final 1.1 innings of a combined 8-0 no-hitter on Aug. 15 against Amarillo and retired all four batters faced.

2023

- Missed the entirety of the season due to Tommy John surgery...initially placed on the 7-day Injured List with the Storm before being transferred to the 60-day IL on July 27.

2022

- Had two stints on the Injured List throughout the year.

- Made 19 appearances (two starts) with ACL Padres, Single-A Lake Elsinore and High-A Fort Wayne, throwing to a 1-2 record with a 3.81 ERA (12 ER, 28.1 IP) and a .122 average against (11-for-90)...converted all 4 save opportunities and struck out 50 while walking 24.
- In the month of April, he went 1-0 with 1 SV, surrendering just one run over 9.0 IP (1.00 ERA), a 0.78 WHIP and batters going just 1-for-8 (.071)...he struck out 18 while walking five.
- Sent to ACL Padres and Single-A Lake Elsinore for rehab assignments, going 0-1 with a 3.18 ERA (2 ER, 5.2 IP), .211 average against (4-for-19), 11 strikeouts and three walks allowed across five appearances (two walks)...once reinstated, he threw 4.1 innings of two-hit, one-run ball across three games...he made two more app. before going back onto the Injured List for the remainder of the season.

2021

- Drafted by the Padres in the 7th round of the 2021 MLB First-Year Player Draft out of Southern Mississippi University.
- Made his professional debut on Aug. 6 with ACL Padres, throwing a scoreless inning with three strikeouts...appeared in three total games with ACL Padres before being promoted to Single-A Lake Elsinore.
- Earned his first pro win in Game 2 at Rancho Cucamonga, throwing 2.0-shutout IP with no hits allowed and 2 SO.
- In 7 games with LE, he recorded a 2.70 ERA (3 ER, 10.0 IP), an opponents' average of .121 (4-for-33) and 13 SO to 6 BB.
- Overall, finished the shortened 2021 season, going 1-1 with a 2.77 ERA and 19 strikeouts to seven walks.

PERSONAL

- His brother, Josh, also plays baseball at Southern Mississippi, entering his sophomore season.
- Married his now wife, Emory, this past offseason...the pair have a long-haired Dalmatian named Zella.
- Was the top reliever for Southern Miss during the 2021 season, posting an 8-0 record with two saves and a 1.27 ERA...in 35.1 innings pitched, held opponents to a .210 clip while striking out 59 and walking 12.
- Earned all-conference honors as a senior and all-second accolades as a sophomore and junior at Chanahassen High School, helping lead the team to the Minnesota Class 4A state championship as a sophomore.

RYAN OCH



NRI



RYAN OCH CAREER PITCHING

Season	Team	Level	W	L	ERA	G	GS	CG	SV	SVO	IP	H	R	ER	HR	HB	BB	SO	WHIP	AVG	AB	WP	GIDP	TBF	NP-S
2021	A-PAD	ROK	0	1	3.00	3	0	0	0	0	3.0	3	1	1	0	1	1	6	1.33	.300	10	0	0	12	27-22
2021	LE	A	1	0	2.70	7	0	0	1	1	10.0	4	3	3	1	1	6	13	1.00	.121	33	0	1	40	178-96
2021	2 Teams	Minors	1	1	2.77	10	0	0	1	1	13.0	7	4	4	1	2	7	19	1.08	.163	43	0	1	52	205-118
2022	A-PAD	ROK	0	1	4.50	2	2	0	0	0	2.0	3	1	1	0	0	1	2	2.00	.429	7	0	0	8	17-12
2022	LE	A	0	0	3.55	8	0	0	3	3	12.2	4	5	5	0	1	8	22	0.95	.100	40	1	0	49	231-138
2022	FW	A+	1	1	3.95	9	0	0	1	1	13.2	4	7	6	0	1	15	26	1.39	.093	43	1	0	59	281-153
2022	3 Teams	Minors	1	2	3.81	19	2	0	4	4	28.1	11	13	12	0	2	24	50	1.24	.122	90	2	0	116	529-303
2024	FW	A+	1	1	4.73	18	0	0	1	3	26.2	29	15	14	1	3	15	41	1.65	.282	103	2	1	124	533-330
2024	SA	AA	2	2	2.76	19	0	0	3	5	29.1	24	11	9	0	1	11	42	1.19	.226	106	0	2	121	537-352
2024	2 Teams	Minors	3	3	3.70	37	0	0	4	8	56.0	53	26	23	1	4	26	83	1.41	.254	209	2	3	245	1070-682
Career	4 Teams	Minors	5	6	3.61	66	2	0	9	13	97.1	71	43	39	2	8	57	152	1.32	.208	342	4	4	413	1804-1103

CAREER TRANSACTIONS

OPTIONS USED: 0/3

2021 Signed by SD in the 7th round of the MLB First-Year Player Draft, August 6



TIRSO ORNELAS

Height: 6-4 Bats: L
Weight: 246 Throws: R

[TEER-so]
tirsornelas
tirsornelas

79

OF

Full Name	Tirso Abraham Ornelas
Date of Birth	March 11, 2000 in Tijuana, Mexico
Current Residence	Tijuana, Mexico
2025 Opening Day Age	25
MLB Service Time	0.000
How Obtained	Signed as an international free agent on March 31, 2017
Contract Status	Signed through 2025

QUICK HITS

- Named the Padres' 2024 Minor League Player of the Year after his first full season with Triple-A El Paso.
- In 2024 with El Paso, set career highs in AVG (.297), games played (128), hits (144), HR (23), RBI (89), SLG (.497) and OPS (.864).
- Entered 2025 rated by as SD's top OF prospect (No. 12 overall) by *Baseball America* and SD's 2nd-best OF prospect (No. 11 overall) by MLB Pipeline, trailing only 2024 4th-round pick OF Kavares Tears out of the University of Tennessee.
- Over parts of 7 minor league seasons (all with the Padres from 2017-24), owns a .267 AVG with 152 doubles, 18 triples, 64 home runs and 379 RBI.
- Following the 2024 season, played in the Mexican Pacific League with Charros de Jalisco. Has played in 5 Winter League seasons in the Mexican Pacific League, earning Rookie of the Year honors in 2022 for Navojoa.
- Originally signed by the Padres as part of the 2016 International Signing class that also featured Adrian Morejon, Michel Baez and Jorge Oña.

2024 SEASON

- In his 7th minor league season and his first full season with Triple-A El Paso, was named the 2024 Padres' Minor League Player of the year, setting career highs in AVG (.297), games played (128), hits (144), home runs (23), RBI (89), runs scored (76), SLG (.497) and OPS (.864).
- Led the Chihuahuas in games played, hits, RBI, HR, total bases (243) and XBH (50).
- In a 19-game span from April 30-May 29, hit .347 (26-for-75) with 5 doubles, 3 home runs, 17 RBI and 5 walks.
- Had a career-high 5 RBI on June 25 @ Round Rock.
- Had 13 games with at least 3 hits, including a season-high 4-hit effort on July 6 vs. Albuquerque.
- Was added to the Padres' 40-man roster on July 17 and optioned him to Triple-A El Paso that same day.
- In El Paso's final game of the season on September 22 @ Las Vegas, hit two home runs for his first multi-homer game of the season.

ACCOLADES

- Texas League Player of the Month (June, 2023)
- Texas League Player of the Week (June 18, 2023)
- MiLB.com Organization All-Star (SD, 2023)
- Mexican Pacific League Rookie of the Year (2022, Navojoa)
- The left-handed batter had slight reverse splits, hitting .301 (37-for-123) against southpaws and .296 (107-for-362) against righties.
- Ornelas went 5-for-12 (.417) with the bases loaded, and he hit .262 (38-for-135) with RISP.
- Finished 2024 ranked as the Padres' 17th-ranked prospect (MLB Pipeline), including the 2nd-highest ranked outfield prospect behind just Kavares Tears.
- Following the 2024 season, played in the Mexican Pacific League with Charros de Jalisco.
- Entered 2025 rated by as SD's top OF prospect (No. 12 overall) by *Baseball America* and SD's 2nd-best OF prospect (No. 11 overall) by MLB Pipeline, trailing only 2024 4th-round pick OF Kavares Tears out of the University of Tennessee.

2023

- Split the 2023 season between San Antonio (AA) and El Paso (AAA), earning his 1st-career MiLB.com Organization All-Star honor...posted then-career highs in a variety of categories, including AVG (.285), OBP (.371), OPS (.823), HR (15), XBH (48), RBI (75), total bases (216), runs scored (72), walks (67) and games played (127).
- Began the year with the Missions, hitting .284 (75-for-264) with a .473 SLG in 72 Double-A games...was promoted to ELP in late June, and in 55 games with the Chihuahuas, he slashed .285/.358/.425 with 14 doubles, 2 triples, 4 homers, 24 RBI, and 34 runs scored.
- His 15 homers between San Antonio and El Paso (hit 11 with SA and 4 with ELP) more than doubled his home run total in all of 2022 (hit 7 home runs).
- Named Texas League Player of the Week on June 18 with SA... after the month, was named June's Texas League Player of the Month, his 1st-career monthly honor...in 21 June games for the Missions, he hit .378 (34-for-90) with a 1.090 OPS.
- Finished '23 ranked as the Padres' 30th-ranked prospect

TIRSO ORNELAS



(MLB Pipeline)...ranked as SD's 5th-highest ranked OF prospect.

- Following the minor league season, played for the Mayos de Navojoa in the Mexican Winter League.

2022


- Spent the majority of the 2022 season in San Antonio (AA) before earning a late-season promotion to El Paso (AAA)... between both stops, batted a combined .286 with 29 doubles, 2 triples, 7 home runs, 53 RBI and 64 runs.
- For the Missions, hit .317 in 16 April games, .188 in 17 May games, .347 in 19 June games, .330 in 22 July games, .272 in 26 August games and .250 in 12 September games.
- Registered a career-high 5 hits, including 3 doubles, on July 31 in a 13-12 loss against the Midland RockHounds.
- Promoted to ELP on Sept. 23 where he went 3-for-14 at the dish (.214) in his 3 games with the Chihuahuas.

- Was the DH and batted 8th for the Chihuahuas in the PCL Championship game at Reno, going 1-4 for with an RBI in ELP's 6-2 defeat.
- Participated in the Arizona Fall League and hit .293 (17-for-58) with 4 doubles, a home run, 5 RBI, 9 runs scored and 5 walks for a .369 OBP and a .414 SLG...he went 1-for-5 in the Peoria Javelinas' 6-3 loss to the Glendale Desert Dogs in the AFL Semi-Final game.

2021

- Spent the entire campaign with Fort Wayne (A) and hit .248 with a career-high 39 XBH (31 doubles, 1 triple and 7 home runs) in 107 games for the TinCaps while driving in 55 RBI and scoring 57 runs.
- Had a 4-hit effort including a home run and a double on September 12 in a 7-1 win over the Lansing Lugnuts.
- After the minor league season, played in the Mexican

TIRSO ORNELAS



Pacific League for the Mayos de Navajoa...slashed .353/.397/.473 with 16 2B, 2 triples, 2 home runs and 35 RBI.

- Led the MPL in hitting with a .353 average and was named the league's Rookie of the Year while finishing as the runner-up for Most Valuable Player.

2020

- Was not a part of the Padres' 60-man player pool at their Alternate Training Site during the regular season.
- Played in 18 games in the Mexican Pacific League between the Yaquis de Obregon and the Mayos de Navajoa... combined to hit .273 (12-for-44) with 3 doubles, one triple, 2 RBI and 5 runs scored.

2019

- After working through a mechanical reset in extended spring training, played in 89 games for the Lake Elsinore Storm (High A)...in his first 14 games, slashed .321/.431/.509 with a home run, a steal and a 16:11 K to BB ratio.
- Finished 2-for-2 with 2 walks, an RBI and a run scored in Game 1 of the Cal League Finals to help lead the Storm to a 5-2 victory over Visalia.
- Finished the Cal League season hitting .220 with 11 doubles, 3 triples, a home run, 30 RBI and 41 runs.
- Appeared in 21 games with the AZL Padres where he

batted .205 with 2 doubles, 11 RBI and 6 runs.

2018

- At only 18 years of age, was one of the youngest players in the Midwest League while with the Fort Wayne TinCaps... in 86 games with FW, hit .252 with 13 doubles, 8 home runs, 40 RBI and 45 runs scored...reached base at a .341 clip.
- Placed on the IL in late July with a wrist injury.

2017

- Began his professional career in the Arizona Rookie League, appearing in 53 games and producing a .276 AVG (54-for-196) to go along with 11 doubles, 3 triples, 3 home runs, 26 RBI and 45 runs scored in first year in pro ball.

PERSONAL

- Originally from Tijuana, Mexico...as a young child, his uncle would take him to Padres games in San Diego.
- Won a Colt League World Championship with Tijuana and had various teammates from that team watch him play in the 2016 Padres On Deck game at Petco Park.
- Was a member of the Mexico City Red Devils youth academy that also produced big leaguers Luis Urías and Andrés Muñoz.

TIRSO ORNELAS



TIRSO ORNELAS CAREER BATTING

Season	Team	League	AVG	G	AB	R	H	2B	3B	HR	RBI	BB	SO	SB	CS	OBP	SLG	OPS	PA	HBP	SAC	SF	GIDP
2017	A-PA2	ROK	.276	53	196	46	54	11	3	3	26	40	61	0	0	.399	.408	.807	238	1	0	1	2
2018	FW	A(Full)	.252	86	309	45	78	13	3	8	40	40	68	5	1	.341	.392	.733	355	3	0	3	7
2019	A-PA1	ROK	.205	21	88	6	18	2	0	0	11	9	22	4	0	.278	.227	.505	97	0	0	0	3
2019	LE	A(Adv)	.220	89	332	41	73	11	5	1	30	44	91	3	1	.309	.292	.601	379	0	0	3	9
2019	2 Teams	Minors	.217	110	420	47	91	13	5	1	41	53	113	7	1	.303	.279	.582	476	0	0	3	12
2021	FW	A+	.248	107	383	57	95	31	1	7	55	52	98	3	1	.344	.389	.733	445	6	0	4	7
2022	SA	AA	.288	112	441	62	127	28	2	7	51	43	85	7	2	.355	.408	.763	492	4	2	2	11
2022	ELP	AAA	.214	3	14	2	3	1	0	0	2	1	2	0	0	.267	.286	.553	15	0	0	0	0
2022	2 Teams	Minors	.286	115	455	64	130	29	2	7	53	44	87	7	2	.352	.404	.756	507	4	2	2	11
2023	SA	AA	.284	72	264	38	75	17	0	11	51	44	59	4	4	.381	.473	.854	312	0	0	4	5
2023	ELP	AAA	.285	55	214	34	61	14	2	4	24	23	47	4	2	.358	.425	.783	240	2	0	1	3
2023	2 Teams	Minors	.285	127	478	72	136	31	2	15	75	67	106	8	6	.371	.452	.823	552	2	0	5	8
2024	ELP	AAA	.297	128	485	76	144	24	2	23	89	53	88	7	2	.367	.497	.864	548	4	0	6	12
Career	7 Teams	Minors	.267	726	2726	407	728	152	18	64	379	349	621	37	13	.352	.406	.758	3121	20	2	24	59

CAREER TRANSACTIONS

OPTIONS USED: 1/3

2017 Signed by SD as an international free agent, March 31



LUIS PATIÑO

NRI

Height: 6-1 Bats: R
Weight: 224 Throws: R

77
RHP

[pah-TEEN-yo]
@luispatino_

Full Name	Luis Fernando Patiño Arzuza
Date of Birth	October 26, 1999 in Barranquilla, Colombia
Current Residence	Barranquilla, Colombia
2025 Opening Day Age	25
MLB Service Time	3.061
MLB Debut	August 5, 2020 vs. LAD (with SD)
How Obtained	Claimed off waivers from CWS on December 22, 2023
Contract Status	Signed through 2025

QUICK HITS

- The former Padres' top prospect is in the midst of his 2nd stint with the organization. He was 1 of 4 players traded to TB for 2-time Cy Young award-winner Blake Snell in December 2020.
- Claimed off waivers by SD from CWS in December 2023 but missed all of the 2024 season after undergoing Tommy John surgery in May 2024.
- Made a total of 45 Major League appearances (23 starts) from 2020-23 with SD (2020), TB (2021-23) and CWS ('23), owning a 7-6 record with a 5.02 ERA and .250 opponents' clip.
- Born Oct 26, 1999, was the first player in Rays history to be younger than the franchise, which played its inaugural game on March 31, 1998.
- Allowed just 7 HR and struck out 279 of the 950 batters he faced in his first 3 minor league seasons (2017-19) in SD's farm system. Allowed 21 HR and struck out 131 of the 561 batters he faced in parts of 3 minor league seasons with TB and CWS from 2021-23.
- Entered the 2020 season ranked by *Baseball America* as the No. 18 overall prospect, the No. 8 overall pitching prospect and the Padres No. 2 prospect behind LHP MacKenzie Gore.

2024 SEASON

- Claimed off waivers by SD from CWS on December 22, 2023.
- Was a late arrival to camp in Peoria, Arizona because of a visa issue...made 2 Spring Training appearances before landing on the 15-day Injured List with right elbow inflammation on March 19.
- Underwent Tommy John surgery on April 30...transferred to the 60-day IL on May 22.

2023

- Combined to go 0-1 with a 4.57 ERA (11 ER, 21.2 IP) and 18 strikeouts over 9 outings (one start) between TB and CWS.
- Made 2 appearances over 2 stints with the Rays before being traded to the White Sox in exchange for cash considerations on Aug. 1.

ACCOLADES

MLB.com Organization All-Star (2019, SD)

Futures Game Selection (2019, SD)

California League Pitcher of the Week (Aug. 4, 2019, Lake Elsinore)

Baseball America Low Class-A All-Star (2018, Fort Wayne)

- Made his White Sox debut on Sept. 2 vs. Detroit (2 ER, 2.0 IP).
- Tossed 2.0 scoreless IP in relief on Sept. 20 at WSH.
- Started the game on Sept. 27 vs. ARI (L; 3 ER, 2.1 IP).
- Recorded 2.1 scoreless IP on Sept. 30 vs. SD.
- Went 3-5 with 6.49 ERA (43 ER, 59.2 IP) and 50 strikeouts in 32 games (11 starts) between Class AAA Durham and Class AAA Charlotte.

2022

- Made the first Opening Day roster of his career before splitting the season between the Majors and minors, including 6 starts with the Rays.
- Opened the season in the rotation but was limited to 11 pitches before the All-Star break due to a left oblique strain...reinstated on July 15 and made 2 starts before being optioned...was active for a spot start on Aug 18 and for 2 starts from Sep 5-11.
- In returning from his oblique injury, began a throwing program on April 30...progressed to throwing bullpens on May 17 and live BP on June 1...began a rehab assignment with the FCL Rays on June 6 and transferred to Triple-A Durham on June 16...was scheduled for 6 IP in his July 2 rehab start but left after 3 IP and 49 pitches with a right middle finger blister.
- On Sep 11 at NYY, yielded a career-high 9 runs in 1.1 IP, the most runs allowed by a Rays pitcher since Josh Fleming (10) on Aug 11, 2021 at BOS and most against the Yankees since J.P. Howell (9) on Sep 26, 2007 at home...marked the fourth time in club history a pitcher yielded 9 runs (or more) in an app of 1.1 IP (or fewer), with the other 3 instances all coming during the 2005 season...also allowed a career-high 3 HR, including back-to-back shots by Giancarlo Stanton and Gleyber Torres in the 2nd inning, and nine of 13 BF reached safely.

LUIS PATIÑO



- Went 3-2 with a 4.50 ERA (17 ER, 34.0 IP) in 9 starts for the Bulls...scratched from his start on Sept. 17 at Gwinnett and did not pitch the rest of the season due to right shoulder impingement.

2021

- In 2021, totaled 19 apps (15 starts) over 3 stints with the Rays: April 25–May 30, July 2 and July 22 through the end of the season.
- Was on the 10-day IL from May 19-30 with a right middle finger laceration...was optioned to Durham following his reinstatement.
- Born Oct 26, 1999, was the first player in Rays history to be younger than the franchise, which played its inaugural game on March 31, 1998.
- His last 2 appearances of the season were both 2.0 IP out of the bullpen, both scoreless...went 2-0 with a 1.00 ERA (1 ER, 9.0 IP) in 4 total relief appearances.
- Went 3-2 with a 3.14 ERA (15 ER, 43.0 IP) in 10 apps (9 starts) at home, compared to 2-1 with a 5.77 ERA (22 ER, 34.1 IP) in 9 apps (6 starts) on the road...yielded 3 runs-or-fewer in 8 of 10 apps at home, including 2 runs-or-fewer 7 times.
- Opponents hit .195 (17-for-87) with 36 SO in at-bats ending with the slider, while he totaled 38 SO and opponents hit a combined .246 (52-for-211) against his other 4 offerings.
- Used his 4-seam fastball for 60.5 pct. of his pitches, including 67.6 pct. in his last 11 apps (9 starts) beginning on Aug 3—highest in the AL over that stretch (min. 500 pitches).

- Issued 29 BB, with 21 coming against left-handed batters, which hit .274/.378/.452 (34-for-124) against him...his .378 opp OBP vs. LHB was the 6th-highest in the AL (min. 125 BF).
- On April 25 vs. TOR, started in his Rays debut and faced the Blue Jays once through the batting order, pitching 2.2 hitless and scoreless innings...at 21 years, 181 days, became the youngest pitcher to appear for the Rays since Scott Kazmir (21.180) on July 23, 2005 vs. BAL...was the 4th-youngest pitcher at the time of his Rays debut behind Dan Wheeler (21.265) on Sep 1, 1999 at BAL, Kazmir (20.212) on Aug 23, 2004 at SEA and Chad Gaudin (20.130) on Aug 1, 2003 at KC.
- On May 4 at LAA, his only run allowed in 3.0 IP of relief was a solo homer to Mike Trout in the 6th inning...recorded the second win of his career and first with the Rays...at 21 years, 190 days, was the youngest Rays winning pitcher since Scott Kazmir (21.185) on July 28, 2005 vs. KC.
- On July 29 vs. NYY, held the Yankees scoreless in 6.0 IP...at 21 years, 276 days, was the youngest Rays pitcher to defeat them since Scott Kazmir (21.149) on June 22, 2005 in the Bronx...was the youngest pitcher in the Majors to do so since TOR Roberto Osuna (21.231) on Sep 25, 2016 at home and youngest starter since TOR Drew Hutchison (21.269) on May 17, 2012 at home...was the youngest pitcher to go at least six scoreless with 8 SO (or more) against any opponent since MIA José Fernández (21.272) on April 29, 2014 vs. ATL.
- Went 3-1 with a 3.07 ERA (10 ER, 29.1 IP) in 7 starts for the Bulls, including a scoreless streak of 20 IP spanning 2 stints from June 6–July 10.
- On June 25 at Jacksonville, 11 SO were a career high at any level and the most by a Bulls pitcher since Brent Honeywell

LUIS PATIÑO

NRI

Jr. (11) on July 23, 2017 vs. Lehigh Valley.

POSTSEASON: Took the loss in Game 3 of the ALDS at BOS, allowing a walk-off, 2-run homer to Christian Vázquez in the 13th inning...became the second Rays pitcher to allow a walkoff homer in the Postseason, following Nick Anderson in Game 5 of the 2020 ALCS at HOU... pitched a scoreless 6th inning in Game 4 at BOS.

2020

- In the COVID-shortened 2020 campaign, he made 11 appearances (1 start) over 3 stints with the Padres, his first career Major League action...was on the active roster from Aug 4-Sep 5, Sep 19 and Sep 25 (29th Man)...spent the rest of the summer at the alternate training site at the University of San Diego.
- Averaged 96.7 mph on his 226 fastballs thrown and reached a maximum velocity of 100.3 mph.
- On Aug 5 vs. LAD, made his MLB debut out of the bullpen and yielded 3 runs in 2 IP, all coming on a 3-run homer by Joc Pederson in the 6th inning...got Kiké Hernández swinging to end the frame for his first career strikeout.
- Made his MLB debut at 20 years, 284 days and was the youngest pitcher to appear in a regular season game in 2020.
- On Sep 19 vs. SEA, allowed 1 run in 1.2 IP in his first career start...on Sep 25 at SF (G2), pitched a scoreless 7th inning and recorded his first career win after the Padres won in walk-off fashion.

POSTSEASON: Went 0-0 with a 3.38 ERA (1 ER, 2.2 IP) in 3 apps...pitched a scoreless 6th inning in the decisive Game 3 of the Wild Card Series vs. STL...made 2 apps in the NLDS vs. LAD.

- Was 1 of 4 players acquired by the Rays from the Padres on Dec 29 for 2-time Cy Young Award winner Blake Snell.
- Ranked by *Baseball America* as the No. 23 overall prospect in the minors following the season... was the No. 3 prospect in the Rays system.

2019

- Made 20 appearances (19 starts) between Lake Elsinore (A) and Amarillo (AA), going 6-8 with a 2.57 ERA (27 ER, 94.2 IP), 123 SO to 38 BB and a .198 opponent AVG.
- Allowed 2 earned runs-or-fewer in 17 of his 19 starts, 4 hits-or-fewer in 14 of his 19 starts and struck out at least 6 in 13 of his 19 starts.
- Selected to the NL roster for the SiriusXM All-Star Futures Game in Cleveland...entered the game with the score tied and runners at 1st and 3rd with 1 out in the bottom of the 7th and proceeded to strike out the 1st batter on a slider and Twins SS Royce Lewis on a 98.8 mph fastball to end the threat...stayed on to pitch the 8th and set the AL down in order, finishing things off by striking out Angels OF Jo

Adell on a 98.2 mph heater...combined with fellow Padres prospects MacKenzie Gore (1.0 IP, 1 BB) and Adrian Morejon (1.0 IP, 2 H) for 3.2 scoreless IP.

- Tossed a career-high 8.1 innings and matched his career high in SO (9) for the 4th time in 2019 on July 31 at San Jose...allowed just 3 hits and 0 BB in his penultimate start with the Storm and was named Cal League Pitcher of the Week on August 4.
- Promoted to AMA on August 7 and made 2 starts for the Sod Poodles, allowing 1 earned run across his 2 starts (7.2 IP) before the organization opted to shut him down with a career high 94.2 innings and a lingering blister.
- Named a MiLB.com Organizational All-Star for SD following the season.

2018

- Made 17 appearances (all starts) for Fort Wayne (A) at the age of 18, going 6-3 with a 2.16 ERA (20 ER, 83.1 IP), 97 SO against 24 BB and 1 HR allowed.
- 7 of his 20 earned runs came in his 2nd start of the season on May 22 at West Michigan...excluding the career-high 7-run outing, he posted a 1.46 ERA (13 ER, 80.0 IP) across his other 16 starts.
- Earned *Baseball America* Low Class A All-Star honors following the season.

2017

- Split his 1st professional season between Dominican Summer and AZL Padres (R), going 4-2 with a 2.25 ERA (14 ER, 56.0 IP) across his 9 outings (8 starts).

PERSONAL

- Son of Carlos Patiño Jimenez and Zulma Arzuza Rada, both college professors across Colombia over the last 25 years. Their jobs often took them hundreds of miles away from Patiño and his older sister, Silvia, for weeks and sometimes months at a time. In their parents' absence, the children were raised by their grandparents and 2 live-in nannies.
- Credits his velocity to focusing on developing his lower half long before turning pro, including running for 45 minutes every day at local soccer fields with his father in Colombia.
- Rose through the Padres system with former prospect and current Washington Nationals left-hander MacKenzie Gore at almost every stop in their careers from rookie ball through Double-A...Gore helped Patiño learn English and Patiño helped Gore with Spanish.

LUIS PATIÑO



NRI

LUIS PATIÑO CAREER PITCHING

Season	Team	Level	W	L	ERA	G	GS	CG	SV	SVO	IP	H	R	ER	HR	HB	BB	SO	WHIP	AVG	AB	WP	GDP	TBF	NP-S
2017	D-PAD	ROK	2	1	1.69	4	4	0	0	0	16.0	11	5	3	0	0	2	15	0.81	.193	57	2	1	60	98 - 88
2017	A-PAD	ROK	2	1	2.48	9	8	0	0	0	40.0	32	14	11	2	2	16	43	1.20	.213	150	4	1	168	318 - 244
2017	2 Teams	Minors	4	2	2.25	13	12	0	0	0	56.0	43	19	14	2	2	18	58	1.09	.208	207	6	2	228	416 - 332
2018	FW	A(Full)	6	3	2.16	17	17	0	0	0	83.1	65	25	20	1	5	24	98	1.07	.220	295	13	6	330	1310 - 814
2019	LE	A(Adv)	6	8	2.69	18	17	0	0	0	87.0	61	30	26	4	1	34	113	1.09	.192	318	8	0	357	1428 - 935
2019	AMA	AA	0	0	1.17	2	2	0	0	0	7.2	8	4	1	0	0	4	10	1.57	.258	31	0	0	35	134 - 97
2019	2 Teams	Minors	6	8	2.57	20	19	0	0	0	94.2	69	34	27	4	1	38	123	1.13	.198	349	8	0	392	1562 - 1032
2020	SD	MLB	1	0	5.19	11	1	0	0	0	17.1	18	10	10	3	1	14	21	1.85	.257	70	1	0	85	349 - 211
2021	DUR	AAA	3	1	3.07	7	7	0	0	0	29.1	23	10	10	2	2	11	41	1.16	.213	108	0	2	122	509 - 333
2021	TB	MLB	5	3	4.31	19	15	0	0	0	77.1	69	40	37	12	3	29	74	1.27	.232	298	7	4	333	1365 - 878
2022	F-RAY	ROK	0	0	3.00	2	2	0	0	0	3.0	3	1	1	0	0	0	6	1.00	.231	13	1	0	13	27 - 26
2022	DUR	AAA	3	2	4.50	9	9	0	0	0	34.0	32	19	17	6	1	13	34	1.32	.246	130	6	2	145	557 - 368
2022	TB	MLB	1	2	8.10	6	6	0	0	0	20.0	26	18	18	6	1	13	11	1.95	.313	83	0	0	98	388 - 247
2022	2 Teams	Minors	3	2	4.38	11	11	0	0	0	37.0	35	20	18	6	1	13	40	1.30	.245	143	7	2	158	584 - 394
2023	DUR	AAA	3	4	6.75	27	6	0	0	0	45.1	49	36	34	10	3	29	38	1.72	.271	181	3	5	217	835 - 516
2023	CLT	AAA	0	1	5.65	5	5	0	0	0	14.1	11	9	9	3	0	13	12	1.67	.220	50	1	2	64	247 - 132
2023	TB	MLB	0	0	9.00	2	0	0	0	0	4.0	5	4	4	2	0	2	5	1.75	.294	17	0	0	19	77 - 44
2023	CWS	MLB	0	1	3.57	7	1	0	0	0	17.2	16	8	7	1	0	12	13	1.58	.235	68	2	1	80	306 - 176
2023	2 Teams	AAA	3	5	6.49	32	11	0	0	0	59.2	60	45	43	13	3	42	50	1.71	.260	231	4	7	281	1082 - 648
2023	2 Teams	MLB	0	1	4.57	9	1	0	0	0	21.2	21	12	11	3	0	14	18	1.62	.247	85	2	1	99	383 - 220
2023	2 Teams	Minors	3	5	6.49	32	11	0	0	0	59.2	60	45	43	13	3	42	50	1.71	.260	231	4	7	281	1082 - 648
Career	3 Teams	MLB	7	6	5.02	45	23	0	0	0	136.1	134	80	76	24	5	70	124	1.50	.250	536	10	5	615	2485 - 1556
Career	8 Teams	Minors	25	21	3.30	100	77	0	0	0	360.0	295	153	132	28	14	146	410	1.23	.221	1333	38	19	1511	5463 - 3553

POSTSEASON (COMBINED)

Season	Team	Level	W	L	ERA	G	GS	CG	SV	SVO	IP	H	R	ER	HR	HB	BB	SO	WHIP	AVG	AB	WP	GDP	TBF	NP-S
2020	SD	MLB	0	0	3.38	3	0	0	0	0	2.2	2	1	1	0	0	2	0	1.50	.200	10	0	0	12	45 - 28
2021	TB	MLB	0	1	7.71	2	0	0	0	0	2.1	2	2	2	1	0	1	2	1.29	.222	9	0	0	10	31 - 20
Career	2 Teams	MLB	0	1	5.40	5	0	0	0	0	5.0	4	3	3	1	0	3	2	1.40	.211	19	0	0	22	76 - 48

CAREER TRANSACTIONS

OPTIONS USED: 3/3

- 2016 Signed by SD as an international free agent, July 2
- 2020 Acquired by TB from CWS in exchange for Blake Hunt, Cole Wilcox and Francisco Mejía, December 29
- 2023 Acquired by CWS from TB in exchange for cash considerations, September 1
Claimed off waivers by SD from CWS, December 22
- 2025 Signed by SD as a minor league free agent, January 7



FRANCIS PENA

NRI

Height: 6-4 Bats: R
Weight: 206 Throws: R

73

RHP

[PAIN-uh]
@francis_pena63

Full Name	Francis Manuel Pena
Date of Birth	January 25, 2001 in Piedra Blanca, Dominican Republic
Current Residence	Piedra Blanca, Dominican Republic
2025 Opening Day Age	24
MLB Service Time	0.000
How Obtained	Signed as an international free agent on January 15, 2022
Contract Status	Signed through 2025

QUICK HITS

- Signed as an international free agent with SD on January 15, 2022. In his last 2 seasons, he's owned a 2.37 ERA (26 ER, 98.2 IP) and a 105 to 28 SO/BB ratio across 68 relief outings.
- Entered 2025 as the Padres' No. 13 ranked prospect by *Baseball America* and No. 19 by MLB Pipeline.

- Began the season with 11 appearances for the ACL Padres, going 1-4 record with a 4.50 ERA (8 ER, 16.0 IP) and 21 strikeouts.
- Promoted to Lake Elsinore on July 28 and also appeared in 11 games, sporting a 0.51 ERA (1 ER, 17.2 IP) to go along with 17 strikeouts and a 0.91 WHIP...did not allow a run in 10 of his 11 outings.
- Finished the season with Fort Wayne after being promoted on September 9...appeared in one game for the Tin Caps tossing a scoreless frame and punching out two of three batters faced.
- Entered 2025 as the Padres' No. 13 ranked prospect by *Baseball America* and No. 19 by MLB Pipeline.

2024 SEASON

- Appeared in 45 games (all as a reliever) between High-A Fort Wayne, Double-A San Antonio and Triple-A El Paso in his 3rd professional season, going 6-4 with a 2.43 ERA (17 ER, 63.0 IP), .199 opponents' AVG, 1.02 WHIP and 64 SO against 18 BB.
- Began the season at Fort Wayne, where he posted a 3-0 record (2 ER, 21.0 IP) while limiting opposing hitters to a .178 average and striking out 17 over 11 appearances...pitched 2.0 innings-or-more in 9 of his 11 relief appearances and earned two saves with the TinCaps.
- Promoted to San Antonio on May 28...did not allow an ER in 11 consecutive appearances (15.0 scoreless frames) from June 19-July 28, posting a 20-to-2 SO/BB ratio over the span.
- Overall with the Missions, went 0-2 with a 2.05 ERA (6 ER, 26.1 IP) with 31 strikeouts in 19 appearances.
- Earned a call-up to El Paso on August 6, where he made 15 appearances and posted a 3-2 record with a 5.17 ERA (9 ER, 15.2 IP), striking out 16 while walking 6.
- Scoreless and allowed just 2 hits across his first 5 Triple-A outings Chihuahuas with five scoreless outings.
- Did not walk a batter across his final 6 outings from Sept. 7-22.
- Limited RHH to a .189 AVG, while LHH batted .216...allowed just 3 HR all season, 2 to LHH and 1 to RHH.

2022

- Signed as an international free agent on January 15, 2022, out of the Dominican Republic.
- Made his professional debut in 2022 with the Rookie-Level Dominican Summer League Padres and had a 2-2 record with a 7.43 ERA (19 ER, 23.0 IP) over 14 appearances.
- Began his career with four consecutive scoreless appearances.
- Tossed 3.1 IP of one-run ball in relief on August 6 and earned his first career win.
- Closed out his first professional season on a high note, tallying a 2-0 record and 3.72 ERA for the month of August.

2023

- Went a combined 2-5 with a 2.34 ERA (9 ER, 34.2 IP), a 1.21 WHIP and opponents batting average of .232 between the Rookie-Level ACL Padres, Single-A Lake Elsinore and High-A Fort Wayne.

FRANCIS PENA



NRI

FRANCIS PENA CAREER PITCHING

Season	Team	Level	W	L	ERA	G	GS	CG	SV	SVO	IP	H	R	ER	HR	HB	BB	SO	WHIP	AVG	AB	WP	GIDP	TBF	NP-S
2022	D-PAD	ROK	2	2	7.43	14	0	0	2	5	23.0	33	22	19	2	2	15	19	2.09	.340	97	3	4	114	200 - 135
2023	A-PAD	ROK	1	4	4.50	11	0	0	0	2	16.0	17	20	8	1	1	7	21	1.50	.246	69	7	0	78	155 - 115
2023	LE	A	1	1	0.51	11	0	0	0	0	17.2	14	3	1	0	0	2	17	0.91	.215	65	1	0	68	238 - 162
2023	FW	A+	0	0	0.00	1	0	0	0	0	1.0	1	0	0	0	0	1	2	2.00	.250	4	0	0	5	19 - 11
2023	3 Teams	Minors	2	5	2.34	23	0	0	0	2	34.2	32	23	9	1	1	10	40	1.21	.232	138	8	0	151	412 - 288
2024	FW	A+	3	0	0.86	11	0	0	2	2	21.0	13	3	2	0	0	7	17	0.95	.178	73	0	2	80	309 - 184
2024	SA	AA	0	2	2.05	19	0	0	1	1	26.1	18	9	6	1	3	5	31	0.87	.186	97	1	2	106	368 - 253
2024	ELP	AAA	3	2	5.17	15	0	0	0	1	15.2	15	11	9	2	1	6	16	1.34	.246	61	1	1	69	256 - 168
2024	3 Teams	Minors	6	4	2.43	45	0	0	3	4	63.0	46	23	17	3	4	18	64	1.02	.199	231	2	5	255	933 - 605
Career	6 Teams	Minors	10	11	3.36	82	0	0	5	11	120.2	111	68	45	6	7	43	123	1.28	.238	466	13	9	520	1545 - 1028

CAREER TRANSACTIONS

OPTIONS USED: 0/3

2022 Signed by SD as an international free agent, January 15



WANDY PERALTA

Height: 6-1 Bats: L
Weight: 225 Throws: L

X @WandyPeralta58
@wandyperalta53

58

LHP

Full Name	Wandy Luis Peralta
Date of Birth	July 27, 1991 in San Francisco de Macoris, Dominican Republic
Current Residence	San Francisco de Macoris, Dominican Republic
2025 Opening Day Age	33
MLB Service Time	7:68
MLB Debut	September 4, 2016 vs. STL (with CIN)
How Obtained	Signed as a Major League free agent through the 2027 season on February 9, 2024, which includes three player options, allowing a player opt-out or extension of the contract after 2024, 2025 and 2026 seasons
Contract Status	Signed through 2027 with opt outs after 2025

QUICK HITS

- Exercised his player option for the 2025 season after originally signing with SD as a Major League free agent through 2027 on February 9, 2024. His contract includes two more player options, allowing a player opt-out or extension after the 2025 and 2026 seasons.
- Posted a 53.3 percent ground ball rate in '24, on par with his 53.7 percent career clip. MLB's average ground ball rate since 2015 is 44.4%.
- Posted the 3rd double-digit holds campaign (11) of his career and 2nd in a row in 2024 with SD, trailing only his career-high 18 in 2023 with NYY and 16 in '17 with CIN.
- Among the 31 relievers who made at least 245 appearances from 2020-24, his .220 opponents' AVG was 14th-lowest in the Majors. Among that same group, his 2 stolen bases allowed from 2020-24 were fewest in all of baseball.
- Joined bullpen-mate Robert Suarez as 1 of just 6 NL relievers to allow 1 stolen base-or-fewer across at least 45 appearances in '24.
- San Diego is Peralta's 4th Major League club, formerly playing with the Reds (2016-19), Giants (2019-21), and Yankees (2021-23).
- In parts of 9 Major League seasons, entered 2025 with a 22-20 record and 3.89 ERA (166 ER, 384.0 IP) in 431 career appearances (1 start) with 13 saves, 92 games finished, 313 strikeouts, 8.06 H/9.0 IP, and a .241 opponents' AVG (344-for-1436).
- Made 7 consecutive Opening Day rosters with CIN (2017-19), SF (2020-21) and NYY (2022-23).
- 7 of his 8 career Postseason appearances came in 2022 with NYY, when he became the 6th Yankees pitcher (7th instance) to pitch in at least 6 of the club's 1st 7 games in a single Postseason (Mariano Rivera did so twice in '04 and '09).

- Reinstated from the IL Sept. 1, and was scoreless across all 5 of his September outings with just 1 hit allowed (.077 AVG, 0.46 WHIP).
- Allowed 1 ER and 2 BB in the first game of the MLB season in the Seoul Series on March 20 vs. LAD...went on to allow just 1 unearned run on 5 hits and 0 walks (.147 AVG, 0.50 WHIP) across his next 11 appearances from March 31-April 21.
- Allowed at least 1 ER in 3 consecutive outings from April 24-28, including a season-high 4 ER on April 25 @ COL
- Posted an 11.2 scoreless inning streak across his next 13 app. from May 1-June 5...the 13 consecutive scoreless appearances were the most of his career, and the 11.2 consecutive scoreless frames T-3rd longest streak of his career.
- Was 1 of 6 ML relievers and 4 NL relievers to go scoreless through May across at least 10 outings.
- Despite his final hold coming on June 25 vs. WSH, his 11 holds ranked 4th in the SD pen, trailing only Jeremiah Estrada (16), Jason Adam (12) and Adrian Morejon (12).
- SD went 28-18 in his 46 appearances.
- Posted a 53.3 percent ground ball rate, on par with his 53.7 % career clip...the MLB average ground ball rate since 2015 is 44.4%.
- Recorded the 2nd-highest chase rate (34.0%) of his career, trailing just his 35.5% chase rate in '21 with NYY...it was north of both his 31.6% career rate and the 28.5% MLB average rate since '15.
- Per Statcast, relied on 4 pitches: changeup (41.8%), sinker (39.0%), slider (10.1%) and four-seamer (9.1%)

POSTSEASON: Made his 1st Postseason appearance since NYY's run to the 2022 ALCS, with his lone outing come in SD's 8-0 defeat in G4 of the NLDS (1.1 IP, 2 H, ER, HR - Gavin Lux).

2023

- Made 63 relief appearances for the Yankees, holding opposing hitters to a career-best .190 average (36-for-189) and going 4-2 with four saves, a 2.83 ERA (17 ER, 54.0 IP), and a 1.22 WHIP.
- Held left-handed hitters to a .138 (11-for-80) opponent

2024 SEASON

- In his 1st season with SD, recorded a 3-2 record, 3.99 ERA and a .231 AVG across 46 appearances...his 41 appearances ranked T-2nd in the SD pen up until July 19, when he exited the contest vs. SEA with an adductor strain.

WANDY PERALTA



average, ranking 3rd-lowest in the American League (min. 50 batters faced), and righties hit .229 (25-for-109) against him.

- His 51 strikeouts and 63 appearances were both his 2nd-most in a single campaign, shy of his 57 punchouts and 69 appearances in his first full Major League season in 2017.
- Allowed just 6.00 hits per 9.0 innings pitched, leading the Yankees' staff and ranked 6th-best in the AL among those with as many appearances.
- Held the opposition to a .159 (7-for-44) average while pitching with runners in scoring position, tying for the 8th-lowest opponent clip with RISP in the AL (min. 53 batters faced).
- Was scoreless in 52 of his 63 overall appearances, including 30 of his final 36 outings before he landed on the 15-day Injured List on September 22 with a left triceps strain, missing the final 12 games of the season.

2022

- In 56 relief appearances with the Yankees, went 3-4 with four saves and a 2.72 ERA (17 ER, 56.1 IP), 47 punchouts and 17 walks allowed...opponents batted .208 (42-for-202, 2 HR) against him (lefties hit .155 and righties hit .237).
- Among left-handed pitchers, his .155 opponents' batting average vs. LHB was T-8th-lowest in the Majors and T-6th-lowest in the AL (min. 75 BF).
- Among relievers with at least 50.0 innings pitched in 2022, his 2 HR allowed were T-4th-fewest in the Majors and T-2nd-fewest in the AL...posted a 0.32 HR/9.0IP ratio.
- Tossed at least 1.1 IP in 15 appearances, and 13 of those 15 appearances were scoreless.
- Struck out former Padre Jorge Mateo swinging in the seventh inning on May 19 @ BAL for his 200th career strikeout.
- Recorded a save in consecutive appearances for the 1st time in his career on August 23 vs. NYM and August 26 @ OAK.
- Did not allow a walk in 16 consecutive appearances from August 23 through Game 2 of the ALCS.
- Was placed on the 15-day IL on September 22 (retroactive to September 19) with left thoracic spine tightness, missing the remainder of the regular season.

POSTSEASON: All 7 of his career Postseason appearances came in 2022, recording 1 save with a 3.12 ERA (3 ER, 8.2 IP) and 8 strikeouts...was just the 6th Yankees pitcher (7th time) to pitch in at least 6 of the Yankees' first 7 games of a Postseason, joining Adam Ottavino (7 in 2019), Tommy Kahnle (6 in 2019), Mariano Rivera (6 in 2004 and 2009), Tom Gordon (6 in 2004), and Sparky Lyle (6 in 1977).

- Made his 1st-career Postseason appearance in ALDS Game 1 vs. CLE, tossing 1.1 scoreless innings (1 SO)...recorded 1 save and a 3.00 ERA (6.0IP, 2ER) in 5 games during the ALDS vs. CLE...was the 1st Yankees pitcher to appear in

all 5 games of an ALDS and the 1st pitcher since Tampa Bay's Colin Poche in 2019...his 7 SO during the ALDS were T-4th-most by a Yankees reliever in a division series, trailing only Aroldis Chapman (10 SO in 2017), Goose Gossage (8 SO in 1981) and Mariano Rivera (8 SO in 1995)...he pitched 3 straight days in ALDS Games 2-4, becoming the 1st Yankees pitcher to do so in the Postseason since Tommy Kahnle from October 17-19, 2019 (ELIAS)...recorded 1st-career Postseason save in ALDS Game 4 @ CLE (1.0 IP, 1 SO).

2021

- In 56 games (one start) between the Giants and Yankees, went 5-4 with a 3.35 ERA...opponents batted .251 (49-for-195) against him between the two clubs.
- Began the season with SF, going 2-1 with two saves and a 5.40 ERA (5 ER, 8.1 IP) in 10 relief appearances...went 3-3 with a 2.95 ERA (14 ER, 42.2 IP) in 46 appearances (one start) with the Yankees...32 of his 46 outings with the Yankees were scoreless.
- Recorded his first career save on April 7 at San Diego, tossing a perfect 10th inning (1K).
- Was acquired by the Yankees from the San Francisco Giants along with a PTBNL (infielder Connor Cannon) in exchange for OF Mike Tauchman on April 27...was added to the Yankees' roster prior to the game on April 29.
- Did not allow a run in his first 6 games with the Yankees from April 30-May 14.
- Was placed on the 10-day IL on June 26 (retroactive to June 23) with a low back strain...reinstated prior to Game 1 on July 4 vs. the Mets as the "27th-man."
- Placed on the COVID-19 injured list on July 15 and missed 18 team games...made 3 rehab app. (1 start) with Double-A Somerset, going 1-0 over 3.1 scoreless innings (1H, 1BB, 5K)...was reinstated on August 3.
- After being reinstated from the COVID-19 IL on August 5, went 2-2 with 3 saves, a 1.42 ERA (4 ER, 25.1 IP) and 25 strikeouts in his final 24 games (one start)...his 1.42 ERA was the 7th-lowest in the AL and the 11th-lowest in the Majors over that span.
- Made his 1st career start on August 6 vs. SEA and tossed 1.2 scoreless innings...the start came after making his first 242 career appearances as a reliever...according to ELIAS, was just the 2nd Yankee to ever start a game after making his 1st 242 appearances out of the bullpen, joining Mike Stanton (made his 1st-career start on May 9, 1999 vs. SEA after making his 1st 552 career appearances as a reliever).
- In MLB's "Field of Dreams" game in Dyersville, Iowa against CWS on August 12, did not allow a hit over a season high-tying 2.0 innings of relief (0 R, 1 BB, 3 SO)...also tossed 2.0 IP on September 12 @ NYM (1 H, 1 ER, 1 HR, 2 BB, 2 SO).
- Made the Yankees' AL Wild Card Game roster but did not pitch...following the season, pitched for the Águilas Cibaenas in the Dominican Winter League, going 3-0 with a 3.72 ERA in 11 relief appearances.

WANDY PERALTA

2020

- Made 25 relief appearances for the San Francisco Giants, going 1-1 with a 3.29 ERA (10 ER, 27.1 IP) in two stints with the club (July 23-Sept. 18 and Sept. 19-27).
- Opponents batted .220 (22-for-100, 3HR)...lefties hit .171 (7-for-41) while righties hit .254 (15-for-59).
- His 25 relief app. were tied for the 9th-most in the NL... struck out at least one batter in 19 of his 25 games.
- Was optioned to the Alternate Training Site on Sept. 18 but was recalled the following day.

2019

- Combined to make 47 relief appearances with the Reds and Giants, going 1-1 with a 5.67 ERA (25 ER, 39.2 IP).
- Spent the majority of the season with the Reds, going 1-1 with a 6.09 ERA (23 ER, 34.0 IP) in 39 relief appearances over three stints.
- Did not allow a run in his first nine appearances of the season from March 31-April 21, and he did not allow a run in 22 of his first 26 relief appearances.
- Struck out Tyler O'Neill swinging in the 7th inning on April 28 @STL to collect his 100th career strikeout.
- Made 24 relief appearances with the Reds before being optioned to Triple-A Louisville on May 28...recalled from Triple-A Louisville on May 31.
- Placed on the 10-day IL on June 15 with a right hip flexor strain and missed 20 team games...made 1 rehab appearance with Triple-A Louisville before being reinstated from the injured list on July 12.
- Was optioned to Triple-A Louisville on August 5...made 11 relief appearances for Louisville, posting a 3.60 ERA before being recalled on Sept. 1.
- Claimed off waivers by the Giants on Sept. 7...made eight relief appearances for SF, posting a 3.18 ERA...did not allow a run in 7-of-8 appearances with the Giants.

2018

- Went 2-2 with a 5.36 ERA (27 ER, 45.1 IP) in 59 relief appearances over two stints with the Reds.
- Did not allow a home run in a career-long 37 straight games from September 19, 2017-June 3, 2018.
- Recorded his first career plate appearance on April 23 vs. ATL (struck out).
- Made 13 relief appearances for Triple-A Louisville, going 1-0 with a 3.14 ERA...recalled from Louisville on July 27 and spent the rest of the season at the Major League level, going 1-0 with a 3.94 ERA in 22 relief appearances.
- Following the season, pitched for the Águilas Cibaeñas in the Dominican Winter League, posting a 2.25 ERA in 11 relief appearances.

2017

- In his first full Major League season, went 3-4 with a 3.76 ERA (27 ER, 64.2 IP) in 69 relief appearances with the Reds... opponents batted .227 (53-for-233) against him.
- Led all Major League rookies in games pitched and ranked 2nd on the Reds' pitching staff (Michael Lorenzen - 70 G).
- Earned his 1st ML win on April 30 @ STL (1.0 IP, 2 SO).

2016

- Saw his 1st big league action, posting a 8.59 ERA (7 ER, 7.1) in 10 relief app. with the Reds as a September call up.
- Spent the majority of the season in the minors, combining with Double-A Pensacola and Triple-A Louisville to go 4-2 with 3 saves and a 2.50 ERA (21 ER, 75.2 IP) in 50 games (2 starts).
- Began the year with Pensacola, going 0-1 with a 3.06 ERA in 13 relief appearances...promoted to Triple-A on May 13 and went 4-1 with 3 saves and a 2.33 ERA in 37 games (2 starts).
- Signed to a Major League contract and selected to the ML roster from Louisville on September 2.
- Made his Major League debut on September 4 vs. STL (1.0 IP, 1 BB, 1K)...struck out Jedd Gyorko swinging in the seventh for his 1st-career strikeout.

2010-15

- In **2015**, went 7-7 with a 5.09 ERA in 29 appearances (20 starts) with Double-A Pensacola...following the season, made 29 relief appearances for the Águilas Cibaeñas in the Dominican Winter League, going 1-1 with a 3.48 ERA.
- Spent the entire **2014** season with Single-A Bakersfield, going 7-12 with a 4.82 ERA in 28 starts...made 44 appearances (4 starts) in **2013** with Single-A Dayton, going 2-7 with 1 save and a 3.80 ERA.
- Went 3-6 with a 6.55 ERA in 14 games (4 starts) with the Rookie-Level AZL Reds in **2012**...in 12 starts with the DSL Reds in **2011**, went 6-1 with a 2.05 ERA...made his professional debut in **2010** with the DSL Reds, going 3-3 with a 2.24 ERA in 15 games (7 starts).

WANDY PERALTA



WANDY PERALTA CAREER PITCHING

Season	Team	Level	W	L	ERA	G	GS	CG	SV	SVO	IP	H	R	ER	HR	HB	BB	SO	WHIP	AVG	AB	WP	GDP	TBF	NP-S
2010	D-RED	ROK	3	3	2.24	15	7	0	0	0	52.1	38	21	13	1	0	21	40	1.13	.205	185	13	5	211	359 - 268
2011	D-RED	ROK	6	1	2.05	12	12	0	0	0	61.1	48	17	14	0	6	29	55	1.26	.221	217	5	7	255	469 - 332
2012	A-RED	ROK	3	6	6.55	14	4	0	0	2	45.1	62	47	33	3	2	22	40	1.85	.307	202	7	4	227	389 - 289
2013	DAY	A(Full)	2	7	3.80	44	4	0	1	3	85.1	91	45	36	9	2	41	79	1.55	.274	332	14	6	383	711 - 513
2014	BAK	A(Adv)	7	12	4.82	28	28	0	0	0	142.0	164	92	76	19	3	55	93	1.54	.290	565	13	12	631	1164 - 841
2015	PNS	AA	7	7	5.09	29	20	0	0	0	116.2	129	74	66	7	7	60	80	1.62	.288	448	8	21	524	1932 - 1176
2016	PNS	AA	0	1	3.06	13	0	0	0	0	17.2	17	6	6	1	0	3	20	1.13	.250	68	2	1	73	260 - 175
2016	LOU	AAA	4	1	2.33	37	2	0	3	7	58.0	44	18	15	2	2	33	38	1.16	.216	204	2	7	234	875 - 550
2016	CIN	MLB	0	0	8.59	10	0	0	0	0	7.1	11	7	7	1	1	7	5	2.45	.355	31	0	0	39	133 - 75
2016	2 Teams	Minors	4	2	2.50	50	2	0	3	7	75.2	61	24	21	3	2	26	58	1.15	.224	272	4	8	307	1135 - 725
2017	CIN	MLB	3	4	3.76	69	0	0	0	2	64.2	53	28	27	8	1	24	57	1.19	.227	233	4	6	263	1017 - 641
2018	LOU	AAA	1	0	3.14	13	0	0	0	0	14.1	13	5	5	1	0	7	10	1.40	.255	51	0	4	59	229 - 145
2018	CIN	MLB	2	2	5.36	59	0	0	0	0	45.1	58	32	27	2	2	31	31	1.96	.302	192	0	4	227	867 - 536
2019	LOU	AAA	0	0	3.27	12	0	0	0	0	11.0	11	4	4	0	1	1	7	1.09	.262	42	0	1	44	156 - 106
2019	CIN	MLB	1	1	6.09	39	0	0	0	1	34.0	36	23	23	10	2	15	27	1.50	.275	131	0	3	151	573 - 350
2019	SF	MLB	0	0	3.18	8	0	0	0	0	5.2	4	2	2	1	0	1	5	0.88	.200	20	0	1	21	84 - 54
2019	2 Teams	MLB	1	1	5.67	47	0	0	0	1	39.2	40	25	25	11	2	16	32	1.41	.265	151	0	4	172	657 - 404
2020	SF	MLB	1	1	3.29	25	0	0	0	1	27.1	22	13	10	3	2	11	25	1.21	.220	100	0	2	114	488 - 294
2021	SOM	AA	1	0	0.00	3	1	0	0	0	3.1	1	0	0	0	0	1	5	0.60	.091	11	0	0	12	48 - 30
2021	SF	MLB	2	1	5.40	10	0	0	2	3	8.1	11	5	5	1	0	3	8	1.68	.333	33	1	2	37	139 - 94
2021	NY Yankees	MLB	3	3	2.95	46	1	0	3	3	42.2	38	19	14	5	1	18	35	1.31	.235	162	3	4	182	669 - 423
2021	2 Teams	MLB	5	4	3.35	56	1	0	5	6	51.0	49	24	19	6	1	21	43	1.37	.251	195	4	6	219	808 - 517
2022	NY Yankees	MLB	3	4	2.72	56	0	0	4	9	56.1	42	19	17	2	1	17	47	1.05	.208	202	2	8	223	816 - 513
2023	NY Yankees	MLB	4	2	2.83	63	0	0	4	7	54.0	36	19	17	7	6	30	51	1.22	.190	189	1	4	227	878 - 523
2024	LE	A	1	0	0.00	2	1	0	0	0	2.1	0	0	0	0	0	1	2	0.43	.000	7	0	0	8	25 - 18
2024	SA	AA	0	0	0.00	1	0	0	0	0	1.0	0	0	0	0	0	0	1	0.00	.000	3	0	0	3	8-Oct
2024	SD	MLB	3	2	3.99	46	0	0	0	1	38.1	33	19	17	6	5	13	22	1.20	.231	143	2	6	162	613 - 376
2024	2 Teams	Minors	1	0	0.00	3	1	0	0	0	3.1	0	0	0	0	0	1	3	0.30	.000	10	0	0	11	35 - 26
Career	4 Teams	MLB	22	20	3.89	431	1	0	13	27	384.0	344	186	166	46	21	170	313	1.34	.240	1436	13	40	1646	6277 - 3879
Career	9 Teams	Minors	35	38	3.95	223	79	0	4	12	610.2	618	329	268	43	23	264	470	1.44	.265	2335	64	68	2664	6627 - 4453

POSTSEASON (COMBINED)

Season	Team	Level	W	L	ERA	G	GS	CG	SV	SVO	IP	H	R	ER	HR	HB	BB	SO	WHIP	AVG	AB	WP	GDP	TBF	NP-S
2022	NY Yankees	MLB	0	0	3.12	7	0	0	1	1	8.2	9	3	3	0	0	1	8	1.15	.273	33	0	1	34	127 - 87
2024	SD	MLB	0	0	6.75	1	0	0	0	0	1.1	2	1	1	1	0	0	3	1.50	.333	6	1	0	6	23 - 14
Career	2 Teams	MLB	0	0	3.60	8	0	0	1	1	10.0	11	4	4	1	0	1	11	1.20	.282	39	1	1	40	150 - 101

CAREER TRANSACTIONS

OPTIONS USED: 2/3

2009 Signed by CIN as an international free agent, August 17

2019 Claimed off waivers by SF from CIN, September 7

2021 Acquired by NYY from SF along with a player to be named later (INF Connor Cannon) in exchange for OF Mike Tauchman, April 27

2024 Signed by SD as a Major League free agent through the 2027 which includes three player options, allowing a player opt-out or extension of the contract after 2024, 2025, and 2026 seasons, February 9



YONATHAN PERLAZA

NRI

Height: 5-9 Bats: S
Weight: 236 Throws: R

43

OF

[YAWN-uh-than purr-LAH-zuh]
@la_perla_negra15

Full Name	Yonathan Jesus Perlaza
Date of Birth	November 10, 1998 in Paramo Tucani, Venezuela
Current Residence	Maracaibo, Venezuela
2025 Opening Day Age	26
MLB Service Time	0.000
How Obtained	Signed as a minor league free agent on December 2, 2024
Contract Status	Signed through 2025

QUICK HITS

- His minor league deal with SD marks his 2nd MLB organization, spending 2016-23 in the Chicago Cubs farm system.
- The power-hitting switch-hitter is coming off a successful 2024 season with the Hanwha Eagles of the Korean Baseball Organization, hitting .275 with 24 doubles, 24 home runs, 70 RBI and 75 runs scored.
- Owns a minor league career .274 average (151-for-552) with 49 doubles, three triples, 95 RBI and 72 BB in the leadoff spot. Since moving primarily to the leadoff spot in 2022, he is hitting .281 (135-for-481) with 47 doubles, 33 home runs, 91 RBI and 67 walks.
- From 2022-2023, he ranked among Minor League leadoff hitters in OPS (1st, .968), slugging (1st, .597), home runs (T3rd), doubles (4th) and RBI (T6th) - min. 500 PA.
- As a right-handed batter, is slashing a career .295/.362/.492 with 152 H, 45 2B, 3 3B, 17 HR, 53 BB, 3 HBP and 68 RBI.
- From the left side, he owns a .264/.349/.447 slash with 388 H, 94 2B, 13 3B, 50 HR, 191 BB, 9 HBP and 224 RBI.

2024 SEASON

- Elected free agency and signed with the Hanwha Eagles of the Korean Baseball Organization after being left off the Cubs' 40-man roster at the end of 2023...at 25 years old, was the youngest foreign player in the KBO that season.
- While with the Eagles, put together an All-Star season with a slash line of .275/.364/.486 with 24 doubles, 24 home runs, 70 RBI, seven stolen bases, 63 walks, 75 runs scored and hit .308 with runners in scoring position in 122 games.
- Was named a starter for the Nanum All-Stars in left field and finished runner-up in the All-Star Home Run Derby.
- Started the season with a 15-game on-base streak, during which he hit .386 with four doubles, six home runs, 12 RBI and 14 runs scored...he recorded eight multi-hit games and included a nine-game hit streak during that span.
- Recorded 34 multi-hit games and 17 multi-RBI games throughout the season, including a 4-for-4 performance with two doubles, a home run, two RBI and three runs scored on May 28.

ACCOLADES

- **MiLB Organizational All-Star (2023, CHC)**
- **South Atlantic League Player of the Week (August 7, 2022 - Tennessee)**
- **South Atlantic League Post-Season All-Star (2022 - Tennessee)**

2023

- Reached Triple-A for the first time in his career, and remained with Iowa for the entirety of the season.
- Set career marks for the third consecutive year, leading nearly every offensive category in the Cubs system and ranking in the Top 10 among Triple-A and Minor League players.
- Was among leaders in extra-base hits (1st in Triple-A; T5th in MiLB), doubles (T2nd in Triple-A; T4th in MiLB), runs scored (5th in Triple-A), total bases (7th in Triple-A) and slugging (9th in Triple-A).
- Named to the Cubs 2023 Organization All-Star team as an outfielder after finishing the season with a .284 average (131-for-461), 40 doubles, three triples, 23 home runs, 85 RBI, 76 walks, 13 stolen bases and 100 runs scored.
- Finished the season batting .331 (41-for-124) against left-handed pitchers with 14 doubles, six homers, 19 RBI and 13 walks.

2022

- Got the first Double-A action of his career and remained with Tennessee throughout 2022, leading the Smokies with 36 doubles and three triples, and ranking second with 120 hits, 23 home runs, 73 RBI and 72 walks across 124 games.
- Set then career-highs in games (first season breaking the 100+ mark), at-bats (470), runs scored (81), hits, doubles, home runs, RBI, walks and stolen bases (15).
- Spent majority of the season in the leadoff slot, hitting .284 (59-for-208) with an OPS of 1.005 (23 2B, 3 3B, 15 HR, 25 BB) and 38 RBI.
- Earned Southern League Player of the Week accolades after slashing .417/.500/1.125 with 10 hits, two doubles, five home runs, eight RBI, three walks and six runs scored from Aug. 2-7.
- Named a Southern League Post-Season All-Star, the first such award in his career.

YONATHAN PERLAZA



NRI

- Reached base safely in all six playoff games, including a five-game hit streak...he reached base in half of his plate appearances, recording nine hits and five walks (.391/.500/.609) along with four RBI, two stolen bases and two runs scored.

2021

- Played 99 games for High-A South Bend, hitting .280 (100-for-357) with 24 doubles, one triple, 15 home runs, 64 RBI, 38 walks, six stolen bases and 54 runs scored.
- Ranked in the top 10 among High-A Central hitters in slugging (5th, .479), OPS (7th, .829), extra-base hits (7th, 40), total bases (7th, 171), doubles (7th), RBI (7th), average (8th) and hits (8th).
- Hit safely in 13 of his final 15 games of the season, including a nine-game hit streak to start off the month of September...in the final month, he hit .365 (19-for-52) with four doubles, four home runs, 14 RBI, two walks and nine runs scored.
- Batted .366 (26-for-71) when leading off an inning, including a .371 average (43-for-116) when hitting with no outs.

2016-20

- Did not play the 2020 season due to the COVID-19 Pandemic.
- Split time between Short-A Eugene and Single-A South

Bend during the 2019 season, batting a combined .268 (49-for-183) with 14 doubles, one triple, two home runs and 20 RBI in 52 games...hit .356 (16-for-45) when facing a left-handed pitcher, with one home run, five RBI and four walks.

- In 52 games between AZL Cubs 1 and Short-A Eugene, he averaged .307 (59-for-192) with nine doubles, two triples, a home run, 26 RBI, 15 walks, nine stolen bases and 34 runs scored in 2018...recorded a 15-game hit streak from Aug. 2-21 with seven multi-hit games, a .397 average, five doubles, a home run, 10 RBI and 14 runs scored.
- The AZL Cubs 1 finished with the best overall record in the league in 2018 (38-18), making it to the championship best-of-three series...Perlaza led the offense, slashing .571/.647/.714 with eight hits, two doubles, two RBI, three walks, two stolen bases and five runs scored between the three games.
- Spent the 2017 season with the AZL Cubs 1, batting .235 with four doubles, two triples, six RBI, six walks, four stolen bases and 13 runs scored in 25 games.
- Made his professional debut with the DSL Cubs 1 in 2016, going 57-for-223 (.256) with 12 doubles, a career-high four triples, three home runs, 18 RBI, 18 walks, a career-high 17 stolen bases and 29 runs scored in 60 games.
- Signed as a non-drafted international free agent with the Chicago Cubs on a minor league deal on Aug. 26, 2015.

YONATHAN PERLAZA CAREER BATTING

Season	Team	League	AVG	G	AB	R	H	2B	3B	HR	RBI	BB	SO	SB	CS	OBP	SLG	OPS	PA	HBP	SAC	SF	GIDP
2016	D-CUI	ROK	.256	60	223	29	57	12	4	3	18	18	50	17	11	.311	.386	.697	245	1	1	2	9
2017	A-CUB	ROK	.235	25	102	13	24	4	2	0	6	6	25	4	3	.278	.314	.592	109	0	1	0	0
2018	A-CUB	ROK	.317	50	183	34	58	9	2	1	26	15	40	9	3	.365	.404	.769	200	0	0	2	3
2018	EUG	A(Short)	.111	2	9	0	1	0	0	0	0	0	2	0	0	.111	.111	.222	9	0	0	0	0
2018	2 Teams	Minors	.307	52	192	34	59	9	2	1	26	15	42	9	3	.354	.391	.745	209	0	0	2	3
2019	EUG	A(Short)	.293	25	99	11	29	9	1	1	9	7	27	5	1	.333	.434	.767	108	0	0	2	2
2019	SB	A(Full)	.238	27	84	11	20	5	0	1	11	12	26	0	1	.333	.333	.666	97	0	1	0	1
2019	2 Teams	Minors	.268	52	183	22	49	14	1	2	20	19	53	5	2	.333	.388	.721	205	0	1	2	3
2021	SB	A+	.280	99	357	54	100	24	1	15	64	38	95	6	4	.350	.479	.829	404	3	1	5	3
2022	TNS	AA	.255	124	470	81	120	36	3	23	73	72	127	15	6	.358	.491	.849	547	4	0	1	3
2023	IOW	AAA	.284	121	461	100	131	40	3	23	85	76	119	13	5	.389	.534	.923	543	4	0	2	6
Career	6 Teams	Minors	.272	533	1988	333	540	139	16	67	292	244	511	69	34	.353	.459	.812	2262	12	4	14	27

CAREER TRANSACTIONS

OPTIONS USED: 0/3

- 2015 Signed by CHC as an international free agent, August 26
- 2023 Signed by Aguilas del Zulia (KBO), October 20
- 2024 Signed by SD as a minor league free agent, December 2



NICK PIVETTA

Height: 6-5 Bats: R
Weight: 211 Throws: R

X @Npivetta27
n @npivetta43

27

RHP

Full Name	Nicholas Johncarlo Pivetta
Date of Birth	February 14, 1993 in Victoria, Canada
Current Residence	Jupiter, Florida
2025 Opening Day Age	32
MLB Service Time	6.166
MLB Debut	April 30, 2017 @ LAD (w/ PHI)
How Obtained	Signed as a Major League free agent on February 17, 2025
Contract Status	Signed through 2028, including opt-out provisions after the 2026 and 2027 seasons

QUICK HITS


- Signed a 4-year contract with SD on February 17, 2025 through the 2028 season, including opt-out provisions after the 2026 and 2027 seasons
- Over part of 8 MLB seasons between PHI (2017-20) and BOS (2020-24), he entered 2025 owning a 56-71 career record with a 4.76 ERA (544 ER, 1029.1 IP), 9.8 WAR, 1.32 WHIP and 1,139 strikeouts to 377 walks in 223 games (178 starts)
- Entered 2025 owning the 4th-most strikeouts by a Canadian-born pitcher (1,139), behind only HOF'r Fergie Jenkins (3,192), Ryan Dempster (2,075) and Érik Bédard (1,246). His 178 career starts at the conclusion of '24 ranked 7th all-time among Canadian-born arms.
- From 2021-24, his 623.0 IP ranked 5th in the American League, and he joins rotation-mate Dylan Cease, Corbin Burnes and Aaron Nola as the only 4 pitchers league-wide to record 170+ SO in each of the last 4 seasons.
- Concluded his 2024 campaign ranking among the top of the AL leaderboard in SO/9.0 IP (4th, 10.63), SO% (4th, 28.9) and SO/BB ratio (8th, 4.78).
- In 2024, became the 2nd pitcher since at least 1900 to record 8+ consecutive SO in multiple games during a season, joining Jacob deGrom in 2021. Became the 3rd pitcher since at least 1900 to do so multiple times in a career, joining Nolan Ryan (twice) and Jacob deGrom (4 times) - h/t Elias.

2024 SEASON

- Made his 7th career and 7th consecutive Opening Day roster (also: 2018-20 PHI, 2021-24 BOS).
- Ranked 4th in the AL in SO/9.0 IP (10.63), SO% (28.9) and 8th in SO/BB ratio (4.78).
- Ranked in MLB's 80th percentile or better in both strikeout rate (88th, 28.9%) and walk rate (80th, 6.1%).
- Is 1 of 4 pitchers to record 170+ SO in each of the last 4 seasons (also Corbin Burnes, Dylan Cease, and Aaron Nola).
- Twice struck out 8 consecutive batters in a game.
- Moved into the top 5 on the all-time strikeout list among Canadian-born pitchers.
- Recorded a 3.86 ERA with 11.45 SO/9.0 IP in 13 home games

- (31 ER/72.1 IP, 92 SO), compared to a 4.42 ERA with 9.82 SO/9.0 IP in 14 road games (73.1 IP, 36 ER, 80 SO).
- Held LHH to a .188 AVG and .610 OPS, compared to a .271 AVG and .814 OPS vs. RHH.
- Over 4 starts from Sept. 23, 2023 to April 3, 2024, Pivetta allowed 1 run in 25.0 IP (0.36 ERA)...he ended 2023 on a 15.1-inning scoreless streak and extended it to a career-long 20.1 innings during his first start of 2024.
- From Sept. 23, 2023 to March 29, 2024, he joined Pedro Martinez as the only Red Sox ever with 6.0+ IP and fewer than 5 baserunners in 3 consecutive outings.
- Became 1 of 6 Red Sox ever to make 4 consecutive starts with 5.0+ IP, 1 or 0 R, and 1 or 0 BB, joining Chris Sale (2018), Pedro Martinez (2002), Lee Strange (1967), Tex Hughson (1943) and Cy Young (1903 and 1908).
- Reached 1,000 SO on May 25 vs. MIL and 1,000.0 IP on Aug. 31 @ DET.
- Earned his 1st win of the season on April 3 @ OAK, tossing 5.0 scoreless innings in a 1-0 win (5 H, BB, 3 SO).
- Was placed on the 15-day Injured List on April 9 (retro to April 6) with a right elbow flexor strain...made a rehab start with Triple-A Worcester on May 2 (3.0 IP, 4 R, 3 H, 4 BB, 5 SO).
- Struck out 8 consecutive batters on May 30 vs. DET, tying Roger Clemens' Red Sox franchise record from April 29, 1986 vs. SEA.
- On July 10 vs. OAK, Pivetta again struck out 8 consecutive batters (finished the game with a season-high-tying 10 SO), becoming the 1st Red Sox pitcher ever to do so twice.
- Pivetta became the 2nd pitcher since at least 1900 to record 8+ consecutive SO in multiple games during a season, joining Jacob deGrom in 2021...became the 3rd pitcher since at least 1900 to do so multiple times in a career, joining Nolan Ryan (twice) and Jacob deGrom (4 times) - h/t Elias.
- Was reinstated from the 15-day IL on May 8 and started that night @ ATL (4.0 IP, 5 R, 7 H, BB, SO).
- Made a quality start on May 19 @ STL, retiring 18 of 19 batters faced with just a solo HR allowed (6.0 IP, R, H, 8 SO).
- He retired 13 straight batters following a leadoff walk in the 1st inning, and did not allow a hit until the 5th (solo HR)... finished the game with 5.2 IP, 2 R, 3 H, 2 BB, and 9 SO.
- Pitched 7.0 scoreless innings on June 5 vs. ATL (1 H, 2 BB, 9 SO).

NICK PIVETTA



- Recorded a quality start on June 17 @ TOR (7.0 IP, 9 H, 3 R, BB, 4 SO)...threw a season-high 109 pitches, his most since throwing 112 on May 18, 2022 vs. HOU (CG).
- Took a no-hitter into the 7th inning on July 4 @ MIA, going 6.2 IP before allowing a triple...retired the next batter to finish the outing with 7.0 scoreless IP (H, 2 BB, 10 SO).
- On July 4 @ MIA and July 10 vs. OAK, recorded back-to-back 10-strikeout games within a single season for the 1st time in his career...was the 1st Red Sox pitcher to make consecutive starts with at least 10 SO since Eduardo Rodriguez on Sept.14 and Sept.19, 2019.
- Set season highs on July 24 @ LAD in runs (8) and hits (10) allowed...in his other 4 July starts, posted a 2.39 ERA (7 ER/26.1 IP), .163 opponent AVG (15-for-92) and 12.99 SO/9.0 IP (38 SO).
- Allowed 2 runs or fewer in 5 of his final 6 starts, beginning Aug. 31...Tossed 6.0+ innings in 4 of those 6.
- In 5 September starts, posted a 2.54 ERA (8 ER/28.1 IP).
- Led the Red Sox in strikeouts (183) and ranked 2nd in innings (142.2).
- In 16 starts, posted a 4.66 ERA, 1.22 WHIP, and .234 opponent AVG (87.0 IP, 45 ER, 77 H, 105 SO, 29 BB)...posted a 1.75 ERA in his final 4 starts.
- In 22 relief appearances, posted a 3.07 ERA, 0.97 WHIP and .166 opponent AVG (55.2 IP, 19 ER, 33 H, 78 SO, 21 BB).
- Among the 94 pitchers with at least 125.0 IP, ranked 4th in strikeout rate (31.2%), 3rd in SO/9.0 IP (11.54) and 6th in opponent AVG (.207).
- Ranked T-5th in the AL with four 10-strikeout appearances behind Kevin Gausman (9), Joe Ryan (6), Shohei Ohtani (6) and Gerrit Cole (5).
- In the 7th inning and later, held opponents to a .132 AVG and .552 OPS (10-for-76, 3 HR).
- Retired each of the 1st 6 batters he faced en route to his 1st win of the season on April 21 @ MIL (5.2 IP, 3 R).
- Tossed his 1st quality start of the season on May 3 vs. TOR (W, 6.0 IP, 3 R).
- Allowed 7 ER in 4.0 IP on May 9 @ ATL, then 4 ER in 5.1IP on 5/16 vs. SEA...His next 17 outings came in relief from 5/21-7/5.
- Allowed 3 ER over 5.1 IP in his 1st 2 relief outings, then in his next 15 from May 28-July 25 he posted a 1.51 ERA, .109 opponent AVG, 0.79 WHIP and 38.5% strikeout rate.

2023

- Completed his 4th season with the Red Sox, his 3rd full season with the club.
- Established a career-low 4.04 ERA across 38 games (16 starts), as well as career bests in opponent AVG (.208), WHIP (1.12), and strikeout rate (31.2%).

NICK PIVETTA

- Retired each of his 9 batters faced on June 18 vs. NYY (G1).
- On July 17 @ OAK, threw 6.0 hitless innings and set a franchise record for strikeouts in a relief appearance (13)...he became the 1st pitcher in MLB history to strike out 13+ and not allow a hit in a relief outing (Elias).
- His 13 SO were tied for 5th most by a reliever in MLB history, the most since Randy Johnson on July 18, 2001 @ SD (16).
- Recorded his 10th career 10-strikeout game in a season-high 7.1 IP on July 31 @ SEA (5 H, 3 R, 10 SO)...also threw a season-high 104 pitches.
- Had 43 SO in July 2023 and started only 1 game...that is the most strikeouts by a player with 0 or 1 starts in a month since Dick Radatz had 45 in May of 1964 (Elias).
- Posted a 6.43 ERA in August (15 ER/21.0 IP), after recording a 1.91 ERA in July (6 ER/28.1 IP).
- Recorded his 3rd career save on Sept. 2 @ KC, pitching the game's final 3.0 innings (3.0 IP, 2 H, 5 SO).
- Recorded his 50th career win on Sept. 29 @ BAL (7.0 IP, 2 H, BB, 10 SO)...became the 15th Canadian-born pitcher to reach the milestone (previous: James Paxton in 2019).
- Over his last 4 starts of the season, posted a 1.75 ERA and .149 opponent AVG (25.2 IP, 13 H, 5 R, 3 BB, 33 SO).
- Named BoSox Club Man of the Year for contributions to the success of the Red Sox and for cooperation and efforts in community endeavors.

2022

- Established career highs in wins (10), starts (33), and innings pitched (179.2)...led the Red Sox in each category, as well as in strikeouts (175).
- Tied for the MLB lead in starts (33) and ranked among AL leaders in innings (13th), strikeouts (14th), complete games (T-3rd, 1), and fWAR (17th, 1.5).
- Also led Sox pitchers in starts of 5.0+ IP (25), 6.0+ IP (12), 7.0+ IP (7), and 8.0+ IP (2), as well as starts with 10+ strikeouts (2).
- Made 30+ starts for the 3rd time in his career and 2nd consecutive season (also 32 in 2018, 30 in '21).
- Did not complete 5.0 IP in 4 consecutive starts from April 15 to May 1 before tossing at least 5.0 innings in each of his next 12 starts from May 7 to July 5, the longest such streak of his career...Recorded 6.0+ IP in 10 of those 12 starts.
- During his 11-start stretch from May 7 to June 29, was 8-1 with a 1.95 ERA, 0.92 WHIP and .184 opponent AVG (74.0 IP, 49-for-267, 16 R).
- Earned the win in a career-best 5 straight starts from May 13 to June 4.
- Threw at least 6.0 innings in a career-best 6 straight starts from May 7 to June 4.
- Tossed his 2nd career complete game on May 18 vs. HOU (9.0 IP, 1 R, 2 H, 8 SO)...after allowing a 1st-inning leadoff HR to Jose Altuve on the 10th pitch, retired his next 18 batters.
- Recorded a season-high 11 SO over 5.0 IP on June 9 @ LAA (6 H, HBP, 2 BB).
- Tossed 7.0+ innings in a career-high 3 consecutive starts from June 14-24, allowing 2 runs or fewer in each.
- Pitching in his native Canada, allowed 2 runs over 6.0 IP on June 29 @ TOR (5 H, HBP, 3 BB, 5 SO).
- Tossed at least 5.0 innings in 5 consecutive starts from Sept. 7-30.

2021

- Made his 4th consecutive Opening Day roster, his 1st with the Red Sox (2018-20 with PHI).
- Posted career bests in wins (9) and ERA (4.53)...his 30 starts, 155.0 IP, 10.16 SO/9.0 IP, and 1.39 HR/9.0 IP were all the 2nd-highest single-season marks of his career.
- His 10.16 SO/9.0 IP ranked 6th in the AL (min. 150.0 IP).
- Averaged 95.0 MPH on his 4-seam fastball, tied for the highest mark of his career (also 2018).
- Was 1 of 4 pitchers to make as many as 5 scoreless starts with 5.0+ IP and 2 or fewer hits allowed (also Freddy Peralta-6, Carlos Rodón-6, and Max Scherzer-5).
- Allowed 1 or 0 HR in 27 of his 31 starts, including each of his first 12.
- Walked 3+ batters in 6 of his first 7 starts (14.7 BB%), but only 4 of his remaining 24 starts (8.4 BB%).
- In 16 road games (15 GS), posted a 3.75 ERA with a 1.18 WHIP and a .208 opponent AVG (81.2 IP, 34 ER, 62 H).
- Pitched in 4, 1-0 games, with the Red Sox going 2-2 in those: April 28 @ NYM (W), June 24 @ TB (L), July 4 @ OAK (W), Aug. 7 @ TOR-G1 (L).
- In 5 April starts, went 3-0 with a 2.81 ERA (8 ER/25.2 IP) and a .176 opponent AVG (15-for-85).
- In a 1-0 win on April 28 @ NYM, allowed only 1 hit in 5.0 scoreless innings...had a 10-pitch at-bat vs. Jacob deGrom, tied for the longest by a Red Sox pitcher in Interleague play (also Buchholz on June 18, 2015 @ ATL).
- In April, made 3 starts in which he threw 5.0+ innings and allowed 2 hits or fewer, matching the total from his 1st 4 ML seasons (2017-20)...On April 22 vs. SEA and April 28 @ NYM, opponents were 2-for-32 (.063).
- Through May, was 6-0 with a 3.86 ERA...was the 1st Red Sox starter to begin a season 6-0 or better since Jon Lester (6-0) and Clay Buchholz (11-0) in 2013.
- Went 8-0 with a 3.53 ERA in his 1st 12 starts with the Red Sox (63.2 IP, 25 ER)...was the 3rd pitcher to go unbeaten in his first 12 starts with BOS, joining Mike Nagy in 1969 (12 GS) and Matt Clement in 2005 (12 GS).
- In the Red Sox' 1-0, walk-off loss on June 24 @ TB, was

NICK PIVETTA



removed after allowing 0 hits and 0 runs in 6.2 IP...he was the 2nd Red Sox starter to be removed from a game with 0 hits allowed in 6.0+ innings, joining Babe Ruth on May 20, 1916 vs. STL (6.0 IP).

- On July 4 @ OAK, allowed 2 hits and 0 runs in 7.0 IP, recording a season-high 10 SO.
- In back-to-back starts on Aug. 7 @ TOR (6.0 IP) and Aug. 13 vs. BAL (6.0 IP), allowed only 1 run on 4 hits in 12.0 IP (3 BB, 13 SO).
- Helped the Sox clinch a Postseason berth by earning the save on Oct. 3 @ WSH in his only relief appearance of the season...threw a perfect 9th inning, striking out Juan Soto (looking) for the final out.

POSTSEASON: Made his Postseason debut and went 1-0 with a 2.63 ERA, 1.02 WHIP and .188 opponent AVG in 3 appearances (1 GS, 13.2 IP, 9 H, 4 R, 5 BB, 14 SO).

- Pitched 4.2 innings of relief in Game 1 of the 2021 ALDS, allowing 3 runs in the Red Sox' 5-0 loss...was the 8th Red Sox in Postseason history with 4.2+ IP in relief.
- Tossed scoreless 10th through 13th innings and earned the win in Game 3 of the 2021 ALDS vs. TB (4.0 IP, 3 H, 1 BB, 7 SO)...was the 5th Red Sox pitcher with 4.0+ scoreless IP in relief during a Postseason game.
- Made his 1st career Postseason start in Game 4 of the 2021 ALCS vs. HOU (5.0 IP, 2 H, 1 R, 3 SO).

2020

- Made 2 starts for BOS (10.0 IP, 2 R) and 3 relief appearances for PHI (5.2 IP, 10 R), after making the Phillies' Opening Day roster.
- Allowed 6 runs in 0.1 IP on Aug. 10 vs. ATL and was optioned to the Alternate Training Site the following day.
- Traded to BOS with minor league RHP Connor Seabold on Aug. 21, in exchange for RHPs Brandon Workman and Heath Hembree, cash considerations and a player to be named later or cash considerations.
- Recalled by BOS on Sept. 22 and started that day vs. BAL, earning the win (5.0 IP, 1 R, 4 H, 8 SO, 3 BB)...was the 1st Red Sox pitcher with as many as 8 SO in a team debut since David Price in 2016.
- Also earned the win in the Red Sox season finale on Sept. 27 @ ATL (5.0 IP, 1 R, 4 H, 2 BB, 5 SO).
- In both starts with BOS, allowed a run in the 1st inning then held his opponent scoreless in the next 4.0 innings.

2019

- Made his 2nd career and 2nd consecutive Opening Day roster with Philadelphia.
- Was optioned to Triple-A Lehigh Valley on April 17 after posting an 8.35 ERA (17 ER, 18.1 IP) in his first four starts.

- Named International League Pitcher of the Week, May 13-19.
- Was recalled from Lehigh Valley on May 28 and proceeded to amass a streak of 17.0 consecutive IP without a walk from May 28 to June 8.
- On June 2 @ LAD, made the 1st scoreless start of his career in which he allowed 3 or fewer base runners.
- Tossed his first career complete game on June 8 vs CIN, passing his previous career high in innings pitched by 1.2 IP.
- Made his first relief appearance of the season on July 20 @ PIT and pitched in relief for the remainder of the season.
- On July 23 @ DET, became the 1st Phillies reliever to toss at least 3.2 hitless frames since 2014 (Jeff Manship, 4.0 IP, May 31 vs NYM).
- Earned his first career save on Aug. 3 vs CWS.
- Optioned to Lehigh Valley on Aug. 24 and recalled again on Sept. 3.
- Posted a 4.38 ERA (12 ER, 24.2 IP) in 17 relief appearances and a 5.74 ERA (44 ER, 69.0 IP) in 13 starts.

2018

- Made his 1st career Opening Day roster and among all NL starters, ranked 5th in SO/9.0 IP (10.32), 6th in SO rate (27.1%), 8th in SO (188) and 9th in SO/BB (3.69).
- His 10.32 SO/9.0 IP was the 2nd-highest ever by a qualifying Phillies pitcher, trailing Curt Schilling's mark of 11.29 in 1997.
- He and Aaron Nola became the 2nd pair of Phillies teammates 25 or younger to each strike out 180 batters or more (other: Charlie Ferguson and Dan Casey, 1886).
- Was the 1st Phillie to finish in the top 5 in the NL in SO/9.0 IP since 2011 (Cliff Lee, 4th).
- Had a career-best 18.0-inning scoreless streak (since Sept. 18, 2017) come to an end in the third inning of his season debut on March 30 @ ATL.
- Did not allow a HR in his 1st 25.2 innings of the season.
- Posted a 3.26 ERA (21 ER, 58.0 IP) and held opponents to a .230 AVG through the end of May.
- Recorded his 100th strikeout of the season before reaching 85.0 IP, becoming the 3rd Phillies starter to do so since 1998 (Curt Schilling, 1998 and Vince Velasquez, 2018).
- On May 16 @ BAL, became the 3rd Phillies pitcher since 2010 with 7.0+ IP, 2 or fewer hits and 11+ strikeouts in a game (others: Halladay's perfect game, May 29, 2010 @ FLA and Hamel's no-hitter, July 25, 2015 @ CHC).
- Allowed just 1 run in 19.0 IP (0.47 ERA) over 3 starts, May 16-27, including a 14.0-inning scoreless streak.
- Had a streak of 16 straight starts allowing 6 or fewer hits, Sept. 18, 2017 to June 7, 2018, becoming 1 of 4 Phillies since 1908 with a streak that length.
- Struck out a career-high 13 batters on June 18 vs. STL.

NICK PIVETTA

- Made his 1st ML relief appearance on July 1 vs. WSH (W, 1.0 IP).
- On Aug. 25 @ TOR, became the 1st Canadian-born Phillie to pitch in his home country since Paul Quantrill started for the Phillies on July 15, 1995 @ MTL.

2017

- Among Major League rookies, was 1st in SO/9.0 IP (9.47, min.125.0 IP), 3rd in SO (140), 4th in starts (26) and 7th in innings (133.0).
- Was T-9th-most SO in a season ever by a Phillies rookie... only Cole Hamels (145 SO in 23 starts in 2006) had more strikeouts in as few starts.
- Had the highest SO/9.0 IP and SO rate (24.0%) of any Phillies rookie ever to make at least 25 starts.
- His 133 SO were the 5th-most by a Phillies starter in his 1st 25 career starts (most: Hamels, 160 SO).
- Began the season with Triple-A Lehigh Valley and was named Phillies Minor League Pitcher of the Week for April 6-16.
- Recalled on April 30 and made his Major League debut that day @ LAD as the starting pitcher (1st of 4 stints with the Phillies).
- Was the 1st Canadian-born starting pitcher to debut for the Phillies since Scott Mathieson on June 17, 2006 vs TB.
- Earned his 1st Major League win on June 5 @ ATL.
- Recorded 11 SO on Aug. 16 @ SD, the most by a Phillies rookie since Cole Hamels struck out 11 on Sept.16, 2006 @ HOU...became the only Phillie since 1913 to finish a start with at least 11 SO in 5.0 or fewer IP.
- Posted a 1.06 ERA (2 ER, 17.0 IP), 1.12 WHIP (8 BB, 11 H), 19 SO and .186 OPP AVG (11-59) in his final 3 starts, ending his season with an active 16.0-inning scoreless streak.

2016

- Began the season with Double-A Reading and T-1st in the Eastern League in SHO (1), was 3rd in WHIP (1.20), T-3rd in wins (11), 6th in ERA (3.41) & SO (111) and T-9th in CG (1).
- Selected as an Eastern League Midseason All-Star...went 3-0, 2.45 ERA (9 ER, 33.0 IP) in 6 June starts.
- Pitched his 1st professional SHO on June 17 @ Harrisburg (9.0 IP).
- Had a 19.0-inning scoreless streak from June 7-24.
- Promoted to Triple-A Lehigh Valley on Aug. 12 for the remainder of the season.
- Allowed 2 ER or fewer in 4 of his 5 starts and did not allow a run in 9 of his 27 combined starts (33.3%).

2015

- Began the season with Washington at Single-A Potomac and allowed 2 ER or fewer in 12 of his 14 starts (85.7%).
- Limited RHH to a .476 OPS whereas LHH posted an .820 OPS against him.
- Allowed 3 hits or fewer in 8 of his 14 starts.
- Had a 13.0-inning scoreless streak from April 15-27.
- Promoted to Double-A Harrisburg on July 8 and was traded to the Phillies shortly after on July 28.

2014

- Spent the season with Single-A Hagerstown and finished 3rd in the South Atlantic League in wins (13) and was T-1st among all WSH minor leaguers.
- Won 5 consecutive starts from April 26 to May 20 (5-0, 1.98 ERA, 6 ER, 27.1 IP).
- Following the season, was named the 10th-best prospect in the National's minor league system by Baseball America.

2013

- Began his professional career with Rookie-League Gulf Coast League Nationals.
- Allowed 1 ER in 11.1 IP over his 1st 3 professional starts (0.79 ERA).
- Promoted to Single-A Auburn on Aug. 6 for the remainder of the season.
- Allowed 3 ER or fewer in all 5 starts.
- Selected by the Washington Nationals in the 4th round of the 2013 MLB First-Year Player Draft out of New Mexico Junior College on June 19.

PERSONAL

- Nicholas Johncarlo Pivetta...he and his wife have a Yorkshire terrier named Tucker.
- Graduated in 2011 from Lambrick Park High School...missed his senior baseball season due to an elbow injury and received only one scholarship offer (New Mexico Junior College)...graduated in 2013 from NMJC.
- Was a member of the Canadian Junior National Team from 2009-12.
- His idol was Roy Halladay, though he never got to meet him...as a kid, watched a lot of Blue Jays games, most of which started shortly after he got home from school.

NICK PIVETTA



NICK PIVETTA CAREER PITCHING

Season	Team	Level	W	L	ERA	G	GS	CG	SV	SVO	IP	H	R	ER	HR	HB	BB	SO	WHIP	AVG	AB	WP	GIDP	TBF	NP-S
2013	G-NAT	ROK	1	0	2.13	4	3	0	0	0	12.2	11	4	3	0	0	2	8	1.03	.234	47	1	2	49	75 - 63
2013	AUB	A(Short)	0	1	3.38	5	5	0	0	0	21.1	19	8	8	1	1	11	17	1.41	.238	80	2	1	94	165 - 118
2013	2 Teams	Minors	1	1	2.91	9	8	0	0	0	34.0	30	12	11	1	1	13	25	1.26	.236	127	3	3	143	240 - 181
2014	HAG	A(Full)	13	8	4.22	26	25	0	0	0	132.1	142	66	62	15	6	39	98	1.37	.277	513	9	7	569	1090 - 823
2015	POT	A(Adv)	7	4	2.29	15	14	0	0	0	86.1	70	29	22	4	2	29	72	1.15	.225	311	4	10	348	814 - 578
2015	HAR	AA	0	2	7.20	3	3	0	0	0	15.0	19	12	12	4	0	9	6	1.87	.311	61	1	3	70	251 - 142
2015	REA	AA	2	2	7.31	7	7	0	0	0	28.1	32	24	23	4	3	19	25	1.80	.294	109	4	4	133	529 - 300
2015	3 Teams	Minors	9	8	3.96	25	24	0	0	0	129.2	121	65	57	12	5	57	103	1.37	.252	481	9	17	551	1594 - 1020
2016	REA	AA	11	6	3.41	22	22	1	0	0	124.0	108	50	47	10	6	41	111	1.20	.235	459	5	9	514	1992 - 1273
2016	LHV	AAA	1	2	2.55	5	5	0	0	0	24.2	20	7	7	2	2	10	27	1.22	.233	86	1	3	101	422 - 268
2016	2 Teams	Minors	12	8	3.27	27	27	1	0	0	148.2	128	57	54	12	8	51	138	1.20	.235	545	6	12	615	2414 - 1541
2017	LHV	AAA	5	0	1.41	5	5	1	0	0	32.0	25	6	5	1	1	2	37	0.84	.208	120	0	1	123	448 - 315
2017	PHI	MLB	8	10	6.02	26	26	0	0	0	133.0	144	91	89	25	4	57	140	1.51	.281	512	11	11	584	2439 - 1539
2018	PHI	MLB	7	14	4.77	33	32	0	0	0	164.0	163	91	87	24	5	51	188	1.30	.261	624	8	16	694	2846 - 1865
2019	LHV	AAA	5	1	3.07	9	6	0	0	0	41.0	23	14	14	2	1	22	58	1.10	.164	140	3	2	166	677 - 408
2019	PHI	MLB	4	6	5.38	30	13	1	1	1	93.2	103	64	56	20	4	39	89	1.52	.278	370	4	9	421	1619 - 1017
2020	PHI	MLB	0	0	15.88	3	0	0	0	0	5.2	10	10	10	3	1	1	4	1.94	.385	26	1	0	29	102 - 66
2020	BOS	MLB	2	0	1.80	2	2	0	0	0	10.0	8	2	2	1	0	5	13	1.30	.216	37	0	1	42	188 - 118
2020	2 Teams	MLB	2	0	6.89	5	2	0	0	0	15.2	18	12	12	4	1	6	17	1.53	.286	63	1	1	71	290 - 184
2021	BOS	MLB	9	8	4.53	31	30	0	1	1	155.0	137	80	78	24	5	65	175	1.30	.234	585	9	11	661	2745 - 1772
2022	BOS	MLB	10	12	4.56	33	33	1	0	0	179.2	175	91	91	27	5	73	175	1.38	.253	691	10	6	773	3082 - 1983
2023	BOS	MLB	10	9	4.04	38	16	0	1	2	142.2	110	69	64	23	6	50	183	1.12	.208	528	5	7	587	2383 - 1553
2024	WOR	AAA	0	1	12.00	1	1	0	0	0	3.0	3	4	4	0	0	4	5	2.33	.250	12	0	0	16	62 - 36
2024	BOS	MLB	6	12	4.14	27	26	0	0	0	145.2	128	70	67	28	1	36	172	1.13	.231	554	4	8	595	2387 - 1586
Career	2 Teams	MLB	56	71	4.76	223	178	2	3	4	1029.1	978	568	544	175	31	377	1139	1.32	.249	3927	52	69	4386	17791 - 11499
Career	8 Teams	Minors	45	27	3.58	102	96	2	0	0	520.2	472	224	207	43	22	188	464	1.27	.244	1938	30	42	2183	6525 - 4324

POSTSEASON (COMBINED)

Season	Team	Level	W	L	ERA	G	GS	CG	SV	SVO	IP	H	R	ER	HR	HB	BB	SO	WHIP	AVG	AB	WP	GIDP	TBF	NP-S
2021	BOS	MLB	1	0	2.63	3	1	0	0	0	13.2	9	4	4	3	0	5	14	1.02	.188	48	1	1	53	205 - 126
Career	BOS	MLB	1	0	2.63	3	1	0	0	0	13.2	9	4	4	3	0	5	14	1.02	.188	48	1	1	53	205 - 126

CAREER TRANSACTIONS

OPTIONS USED: 3/3

- 2013** Selected by WSH in the 4th round of the First-Year Player Draft, June 19
- 2015** Acquired by PHI from WSH in exchange for RHP Jonathan Papelbon and cash considerations, July 28
- 2020** Acquired by BOS from PHI along with RHP Connor Seabold in exchange for RHP Brandon Workman and RHP Heath Hembree, August 21
- 2025** Signed by SD as a Major League free agent through 2028, including opt-out provisions after the 2026 and 2027 seasons, February 17



SEAN REYNOLDS

Height: 6-9 Bats: L
Weight: 250 Throws: R

@sean_reynolds

54

RHP

Full Name	Sean William Reynolds
Date of Birth	April 19, 1998 in Redondo Beach, California
Current Residence	Hermosa Beach, California
2025 Opening Day Age	26
MLB Service Time	0.039
How Obtained	Acquired from MIA with Garrett Cooper in exchange Ryan Weathers on August 1, 2023
Contract Status	Signed through 2025

QUICK HITS

- Made his MLB Debut with SD in 2024, going scoreless in 8 of his 9 appearances with a 0.82 ERA (1 ER, 11.0 IP), 1.36 WHIP and .238 opponents' AVG.
- His four-seamer averaged 96.9 mph in '24, ranking in the 90th percentile league-wide.
- At 6-foot-8, he generated 6.9 feet of extension in '24, ranking in the 84th percentile league-wide. Extension quantifies exactly how much closer a pitcher's release point is to home plate.
- Acquired by SD from MIA along with Garrett Cooper in exchange Ryan Weathers as 1 of SD's 3 Trade Deadline deals in 2023.
- Had his contract selected by MIA on July 7, 2023 but did not make his MLB debut before being optioned back to Triple-A on July 10.
- Drafted by MIA in the 4th-round of the 2016 MLB Draft out of Redondo Union High School as a first baseman before transitioning to pitching with a throwing program in the Fall of 2020 after the COVID-19 pandemic caused the cancellation of the minor league season.
- Was a Rice University commit before signing with MIA.

2024 SEASON

- Made his MLB Debut with SD in 2024, going scoreless in 8 of his 9 appearances with a 0.82 ERA (1 ER, 11.0 IP), 1.36 WHIP and .238 opponents' AVG.
- Recalled from Triple-A El Paso on July 12 and struck out the side in his MLB Debut July 14 vs. ATL in SD's 6-3 defeat in their final game of the first half...stayed with the ML squad through the AS Break and made another scoreless outing (0.2 IP, H) on July 19 @ CLE before being optioned back to ELP on July 26.
- Recalled for the 2nd time on Aug 11 and faced MIA, his former club, that same day (1.0 IP, 2 H, ER)...proceeded to post an 8.1 scoreless-inning streak across his final 6 appearances of the season from Aug 14-30, owning a 1.20 WHIP and .194 opponents' AVG, along with a 16-to-4 SO/BB ratio.
- Recorded a career/season-highs of 8 outs (2.2 IP) and 47 pitches on Aug 21 vs. MIN in SD's 11-4 defeat...tossed 47 pitches again in his final outing of the season on Aug. 30 @ TB, with all 5 outs (1.2 IP) coming via the strikeout.

ACCOLADES

New York-Penn League Mid-Season All-Star (2018, Batavia)

New York-Penn League Player of the Week (Sept. 3, 2018, Batavia)

MiLB Joe Bauman Home Run Award Short Season (2018, Batavia)

- Optioned back ELP on Aug 31, and went scoreless in 4 of his 5 September outings for the Chihuahuas before spraining his left knee towards the end of the month.
- Threw a 20-pitch simulated game on the Padres workout day on October 7 at Petco Park prior to Game 3 of the NLDS vs. LAD, positioning himself to be an injury replacement if needed during the series.
- Posted an 11-to-1 SO/BB ratio and was scoreless in his 4 Petco Park appearances.
- Limited RHH to a .154 clip (4-26) while LHH batted .375 (6-16).
- Opponents hit .158 (3-19) with runners on base, including .167 (2-12) with RISP and .000 (0-7) with RISP/2 out.
- Per Statcast, relied on 4 pitches: four-seamer (48.9%), slider (43.6%), changeup (5.3%) and sweeper (2.2%)...his four-seamer averaged 96.9 mph, ranking in the 90th percentile with opponents batting .211 (4-19) against the pitch... opponents were 3-20 (.150 AVG) against his slider.
- Went 2-0 with a 6.17 ERA and .276 opponents' AVG across 39 appearances (3 GS) for the Chihuahuas in hitter-friendly Pacific Coast League...struck out 67 in 54.0 IP (11.2 SO/9 IP ratio).

2023

- Split the 2023 campaign between three minor league clubs and was a Trade Deadline acquisition by the Padres from Miami on August 1.
- Between Double-A Pensacola, Triple-A Jacksonville, and Triple-A El Paso, made 55 app. (all in relief) with a combined 5.43 ERA (39 ER, 64.2 IP) and a .246 opponent average.
- Began the season with Pensacola and he went 1-1 with a 2.35 ERA (8 ER, 30.2 IP) in 24 relief appearances before earning his promotion to Triple-A on June 8.
- Posted a 3.50 ERA (7 ER, 18.0 IP) in 14 appearances at the Triple-A level for Jacksonville.
- Selected to MIA's ML club on July 7 but was optioned back to Triple-A on July 10 without having made his MLB debut.

SEAN REYNOLDS



- At the 2023 Trade Deadline, was acquired by San Diego from Miami with Garrett Cooper for Ryan Weathers.
- Upon joining SD, was assigned to El Paso and posted a 13.50 ERA (24 ER, 16.0 IP) with a .356 opponents' average from August 2 through the end of the season,
- Finished the season ranked by MLB.com as the Padres' No. 24 prospect and their 10th-highest ranked pitching prospect.

2022

- Pitched a full season for the 1st time in his professional career and posted a 4.13 ERA (24 ER, 52.1 IP) with 10 saves and 66 strikeouts between Double-A Pensacola and Single-A Beloit.
- Was scoreless in 35 of his 50 appearances...held opposing hitters to a .170 batting average in 22 appearances with Beloit...promoted to Double-A in early July and held hitters to a .234 opponent average in 28 games.
- 9 of his final 11 outings with Pensacola were scoreless... recorded the final 5 outs in the Southern League championship game for the Blue Wahoos, striking out 2.
- Was selected to the Marlins' 40-man roster on November 11.

2016-21

- Began the **2021** season in Single-A Jupiter and was utilized as a two-way player, making 28 appearances as a position player and 19 as a pitcher...held a 3.09 ERA as a pitcher, throwing 32.0 innings and striking out 37...hit 95.7 mph on the radar gun...Placed on the IL from June 24-Aug. 7... did not play the field upon his return, but made 9 pitching appearances and held a 1.55 ERA (3 ER, 171 IP).
- Did not play in the Pandemic-shortened **2020** season...

split the **2019** season between Low-A Batavia and Single-A Clinton and struck out 184 times in 319 at-bats...slashed .172/.291/.348 with 15 doubles, 1 triple, 13 home runs and 45 RBI with 11 stolen bases in 17 attempts.

- Played in 76 games with Low-A Batavia in the New York-Penn League in **2018** and was named a New York-Penn League Mid-Season All-Star...led the league in home runs (17), RBI (52), walks (42), and runs scored (49), earning the MiLB Joe Bauman Home Run Award.
- In his 1st professional season in **2017**, played 51 games between Short-Season A Batavia and the Rookie Marlins... combined to hit .198 with a .619 OPS with 8 doubles, 2 triples, 5 home runs, and 24 RBI, and struck out 85 times in 177 ABs.
- Made his professional debut in **2016** with the FCL Marlins and hit .155 (23-for-148) with 2 doubles, 2 triples, and 11 RBI... walked 22 times and struck out 64.

PERSONAL

- Held a 1.08 ERA with 94 strikeouts in 84.0 innings pitched in high school but was Miami's lone high school position player drafted in 2016.
- Before being drafted as a position player with MIA, had always considered himself a better pitcher than hitter...said Sean, "If I'm being completely honest, I was a better pitcher my whole life and for whatever reason I just kind of ran into a really good season my senior year of high school...I can't say I didn't work as hard as I could to try and figure it out, but hitting is hard, man."
- Reynolds resumed his pitching acumen during the COVID-stricken 2020 season...linked up with former teammate Nick Fortes who caught his throwing sessions.

SEAN REYNOLDS CAREER PITCHING

Season	Team	Level	W	L	ERA	G	GS	CG	SV	SVO	IP	H	R	ER	HR	HB	BB	SO	WHIP	AVG	AB	WP	GIDP	TBF	NP-S
2021	JUP	A	2	1	3.09	19	0	0	2	3	32.0	26	14	11	0	4	23	37	1.53	.215	121	5	3	149	563 - 322
2022	BEL	A+	0	1	3.25	26	0	0	6	6	27.2	17	10	10	2	1	14	39	1.12	.170	100	2	0	116	509 - 312
2022	PNS	AA	2	0	5.11	24	0	0	4	4	24.2	22	16	14	3	2	10	27	1.30	.234	94	1	2	107	441 - 272
2022	2 Teams	Minors	2	1	4.13	50	0	0	10	10	52.1	39	26	24	5	3	24	66	1.20	.201	194	3	2	223	950 - 584
2023	PNS	AA	1	1	2.35	24	0	0	9	10	30.2	21	12	8	1	2	16	37	1.21	.191	110	0	0	130	524 - 327
2023	JAX	AAA	2	0	3.50	14	0	0	3	7	18.0	14	8	7	1	1	7	17	1.17	.215	65	1	1	75	324 - 200
2023	ELP	AAA	0	1	13.50	17	0	0	0	2	16.0	26	28	24	3	1	27	19	3.31	.356	73	3	1	101	417 - 232
2023	3 Teams	Minors	3	2	5.43	55	0	0	12	19	64.2	61	48	39	5	4	50	73	1.72	.246	248	4	2	306	1265 - 759
2023	2 Teams	AAA	2	1	8.21	31	0	0	3	9	34.0	40	36	31	4	2	34	36	2.18	.290	138	4	2	176	741 - 432
2024	ELP	AAA	2	0	6.17	39	3	0	0	1	54.0	58	41	37	4	3	33	67	1.69	.276	210	6	3	251	974 - 615
2024	SD	MLB	0	0	0.82	9	0	0	0	0	11.0	10	1	1	0	1	5	21	1.36	.238	42	0	0	49	225 - 137
Career	SD	MLB	0	0	0.82	9	0	0	0	0	11.0	10	1	1	0	1	5	21	1.36	.238	42	0	0	49	225 - 137
Career	5 Teams	Minors	9	4	4.92	163	3	0	24	33	203.0	184	129	111	14	14	130	243	1.55	.238	773	18	10	929	3752 - 2280

CAREER TRANSACTIONS

OPTIONS USED: 2/3

- 2016** Signed by MIA as a 4th-round selection in the First-Year Player Draft, June 21
- 2023** Acquired by SD from MIA along with INF Garrett Cooper in exchange LHP Ryan Weathers, August 1



BRADGLEY RODRIGUEZ

NRI

Height: 6-0 Bats: R
Weight: 203 Throws: R

72
RHP

[BRAD-glay]
@bradgleyrodriguez

Full Name	Bradgley Eduardo Rodriguez
Date of Birth	November 16, 2003 in Petare, Venezuela
Current Residence	Bloomington, Indiana
2025 Opening Day Age	26
MLB Service Time	0.000
How Obtained	Signed as an international free agent on January 15, 2021
Contract Status	Signed through 2025

QUICK HITS

- 2025 marked his first invite to Major League Spring Training
- Owns a 3.66 ERA across 55 minor league outings, going 4-1 with 3 holds and 7 SV in 10 SVO.
- Entered 2025 rated as the No. 14 prospect in the Padres' farm system by both *Baseball America* and MLB Pipeline.
- In *Baseball America's* annual best scouting tools survey for 2025, he's considered as having the best changeup in SD's farm system.

2024 SEASON

- Split the campaign between Single-A Lake Elsinore (4 G), High-A Fort Wayne (29 G) and Double-A San Antonio (12 G), going a combined 2-1 with 3 holds, 7 SV in 10 SVO, 2.64 ERA (18 ER, 61.1 IP) and .180 opponents' AVG.
- Scoreless in 3 of his 4 appearances for LE (1.69 ERA) with 2 SV in 3 SVO with a 9-to-1 SO/BB ratio before being promoted to FW on April 23.
- Spent the bulk of the campaign with the TinCaps, where he did not allow an ER in 22 of his 28 outings, including a 13.0 scoreless-inning streak with just 6 hits allowed across his final 11 appearances with FW from June 30-Aug. 4.
- Promoted to SA on Aug. 6, where he closed out his campaign going scoreless in 9 of his 12 outings with 4 SV in 5 SVO.
- Limited Double-A hitters to a .154 clip with a 13.19 SO/9 IP ratio.
- Between all 3 stops, limited RHH to a .154 AVG while LHH batted .210.
- Allowed just 2 home runs on the season (April 28 vs. Great Lakes and May 29 at Wisconsin)...went homer-free in his next 31 outings and 40.1 IP from June 2-Sept. 12.

2021-23

- Injured his right elbow (UCL sprain & olecranon stress fracture) in **2022** and did not pitch competitively until the **2023** offseason with the Tiburones de La Guaira of the Venezuelan Winter League...there, he was 2-0, with a 5.40 ERA (12 ER, 20.0 IP) and had 21 strikeouts against 16 walks.
- Signed by SD as an international free agent on January 15, **2021**, and made his professional debut later that year with the Dominican Summer League Padres, posting a 2-0 record, 6.20 ERA (17 ER, 24.2 IP) and 27 strikeouts against 16 walks.

BRADGLEY RODRIGUEZ



NRI



BRADGLEY RODRIGUEZ CAREER PITCHING

Season	Team	Level	W	L	ERA	G	GS	CG	SV	SVO	IP	H	R	ER	HR	HB	BB	SO	WHIP	AVG	AB	WP	GIDP	TBF	NP-S
2021	D-PAD	ROK	2	0	6.20	10	3	0	0	0	24.2	20	18	17	3	1	16	27	1.46	.225	89	7	2	107	221-144
2024	LE	A	0	0	1.69	4	0	0	2	3	5.1	2	1	1	0	0	1	9	0.56	.111	18	1	0	19	84-57
2024	FW	A+	2	0	2.59	29	0	0	1	2	41.2	29	16	12	2	4	23	45	1.25	.197	147	4	4	175	684-421
2024	SA	AA	0	1	3.14	12	0	0	4	5	14.1	8	5	5	0	1	7	21	1.05	.154	52	1	1	60	248-158
2024	3 Teams	Minors	2	1	2.64	45	0	0	7	10	61.1	39	22	18	2	5	31	75	1.14	.180	217	6	5	254	1016-636
Career	4 Teams	Minors	4	1	3.66	55	3	0	7	10	86.0	59	40	35	5	6	47	102	1.23	.193	306	13	7	361	1237-780

CAREER TRANSACTIONS

OPTIONS USED: 0/3

2021 Signed by SD as an international free agent, January 15



EGUY ROSARIO

Height: 5-9 Bats: R
Weight: 211 Throws: R

[EGG-ee] [ro-SAHR-ee-oh]
@eguy_rosario
@paparosario01

5
INF

Full Name	Eguy Rosario Valdez
Date of Birth	August 25, 1999 in Juan Baron, Dominican Republic
Current Residence	Juan Baron, Dominican Republic
2025 Opening Day Age	25
MLB Service Time	1.080
MLB Debut	August 26, 2022 at KC (with SD)
How Obtained	Signed as an international free agent on August 25, 2015
Contract Status	Signed through 2025

QUICK HITS

- Originally signed by SD as an international free agent in August 2015, making him the longest tenured player in the Padres organization.
- Played in parts of 3 Major League seasons with SD (2022-24), batting .245 (23-for-94) in 48 games with 6 2B, 1 3B, 5 HR, 12 RBI, and 11 runs scored.
- Of his 23 career big league hits through 2024, 13 have gone for extra bases, and all of his XBH have come off left-handers.
- From his first full minor league season in 2017 through 2024, he ranked 2nd in 2B (175), 7th in XBH (282), 8th in at-bats (2,756) and total hits (735) and 9th in plate appearances (3,123).
- His .524 SLG in 2024 with Triple-A EL Paso led the team and was his highest mark in a minor league season in his career.
- Entered 2023 rated as the Padres' No. 9 prospect by *Baseball America* and *The Athletic*. Limited to just 56 games between SD (11) and the minors (45) after beginning the season on the 60-Day IL with a left-ankle fracture that occurred during sprint work over the winter.
- In 2022, led the Pacific Coast League with his 34 doubles and ranked among the top PCL bats in runs (4th), hits (4th), total bases (4th), home runs (9th), walks (9th) and stolen bases (10th).
- Won 2022 MiLB.com Organizational All-Star honors for the 2nd consecutive season for SD and was tabbed a PCL Post-Season All-Star, while also earning PCL Player of the Week honors twice on July 3 and August 7.
- At 17 years old in 2017 with Single-A Fort Wayne, he was the youngest player on a full-season roster, and at 18 years old with Lake Elsinore in 2018, he was the youngest player in the California League.

2024 SEASON

- Split the 2024 campaign between San Diego (30 games between two stints) and Triple-A El Paso (95 games), batting .262 (93-for-355) with the Chihuahuas with 25 doubles, four triples, 20 home runs, 71 RBI, 67 runs scored, 51 walks, and 20 stolen bases for a .360 OBP, .524 SLG, and .884 OPS.
- His .524 SLG with ELP led the club and was his highest

ACCOLADES

- 2x MiLB.com Organization All-Star (2021 & 2022, SD)
- Pacific Coast League Post-Season All-Star (2022, El Paso)
- 2x Pacific Coast League Player of the Week (July 3 & Aug. 7, 2022 - El Paso)
- Arizona Fall League Rising Star (2021, Peoria)

- mark in a minor league season in his career, and his .884 OPS was his second-highest behind just his .895 OPS in his first professional season in 2016...his 49 extra-base hits ranked second on the Chihuahuas behind just Tirso Ornelas' 50 XBH.
- Broke camp with the big league club and made his season debut in Game 2 of the Padres' season on March 21 @ LAD (in Seoul, South Korea).
- Spent his first 28 games of 2024 with the big league club... through May 4, he hit .250 (12-for-48) with the Padres and logged five doubles, three home runs, six RBI, four runs scored, and two walks...in that time, the Padres went 15-13 with Rosario on the roster.
- Appeared in 16 games as a pinch hitter in 2024, making the third-most pinch-hit appearances of any Padre (behind David Peralta's 19 and Donovan Solano's 26)...had three pinch hit knocks in 2024, and all three went for extra bases (one home run and two doubles)...for the Friars, played in 26 games at 3B, two games at 2B, and three as DH.
- In 10 games from April 14 - 25, had a hit in seven of the 10, batting .350 (7-for-20) with three doubles (.500 SLG)...in his last seven games before being optioned to Triple-A on May 5, he went just 2-for-11 (182) with a home run.
- Played in 36 games for the Chihuahuas from May 7-June 22, batting .289 (39-for-135) with 11 doubles, two triples, 10 home runs, 30 runs scored, 35 RBI, and 22 walks...was recalled by the Padres for his second big league stint of '24 on June 24th.
- In his second stint at the big league level in 2024, played in just two games (June 26 vs. WSH and July 2 @ TEX) before being optioned again to ELP on July 5th.
- With SD, he hit .302 (11-for-36) with a 1.028 OPS (6 doubles and 3 home runs) against left-handed pitching...he was 2-for-17 and walked twice against righties.

EGUY ROSARIO



2023

- Entered 2023 as the Padres' No. 9 prospect (*Baseball America* and *The Athletic*) and began the season on the 60-day IL (Feb. 16) after fracturing his left ankle in the offseason during sprint work.
- Began a minor league rehab assignment on June 6 and was reinstated from the 60-day IL on Aug. 4...optioned to to Triple-A El Paso that same day.
- Recalled on Sept. 8 from ELP after tallying a .283 average (11 2B, 3B, 6 HR, 32 RBI) from June 6 to Sept. 6 between El Paso (43 G) and ACL Padres (2 G).
- Made his 2023 season debut on Sept. 10 @ HOU, where he connected with his 1st career HR and RBI...went on to hit .250 (9-for-36) in 11 games (9 GS) with a 1 2B, 1 3B, 2 HR and 6 RBI.
- Concluded the season collecting a hit in 6 of his 9 games (.250 BA).

- Made 9 starts at third base (11 G) with 1 appearance at 2B, posting a .967 fielding percentage...his 1 error in 30 TC came in his first game on Sept. 10 @ HOU.
- Hit his 2nd career HR on Sept. 18 vs. COL, going 2-for-4 with 2 RBI.
- Sept. 24 vs. STL, notched his 1st career 2B and 3B amidst his 2nd-career multi-hit effort.

2022

- The 23-year-old rookie completed his seventh professional season, spending the majority of the campaign with El Paso (AAA) while getting his first ML action with SD.
- Made his Major League debut on Aug. 26 at Kansas City and collected his first Major League hit in his final appearance of the season on Sept. 11 vs. LAD...went 1-for-5 with a walk and 2 strikeouts across 7 games off the bench.

EGUY ROSARIO



- Defensively, logged seven innings between third base (4 G) and shortstop (2 G) with one appearance as the DH.
- Saw a career year at Triple-A El Paso where he matched his 2018 career high in games played (124), while tallying career marks in SLG (.508) runs (98), hits (141), doubles (34), home runs (22), RBIs (81) and walks (59)...paced the PCL with his 34 doubles and ranked among the top PCL bats in runs (4th), hits (4th), total bases (4th), home runs (9th), walks (9th) and stolen bases (10th).
- His 54 games (51 GS) at second base were his most since a career-high 101 games in 2018 at Single-A Lake Elsinore (99 GS)...also split time between shortstop (37 G) and third (35 G), totaling a .956 fielding percentage (20 E/459 TC) in 124 games.
- Garnered 2022 MiLB.com Organizational All-Star honors for the 2nd consecutive season and was tabbed a PCL Post-Season All-Star...also earned PCL Player of the Week honors on July 3 and August 7.

2021

- Spent all of 2021 with San Antonio (AA) and led Double-A Central in 2B (31) while ranking 2nd in total hits (114), 4th in at-bats (420), 5th in stolen bases (30), 9th in RBI (61), 10th in runs scored (65), T-10th in BB (49) and 11th in AVG (.281).
- Hit just .206 in his 19 May contests before hitting .303 in June, .316 in July, .270 in August and .292 in September.
- Collected 4 straight-multi-hit games twice during the

campaign (July 4-8; .529, 9-for-17 and Aug. 20-24; .615, 8-for-13).

- Hit .357 (40-for-112) vs. LHP and .253 vs. RHP, but 9 of his 12 HR came against righties.
- Hit .364 with RISP (39-for-107) with 5 HR and 52 RBI.
- 226 of his 420 at-bats came batting third in the Missions' lineup, while he also hit 1st (91 at-bats), 5th (64), 6th (26) and 7th (13).
- Made 69 appearances at SS (67 starts), 38 app. at 2B (36 starts), 7 at 3B (all starts) and 3 as the DH (all starts).
- Played in 19 G for the Peoria Javelinas and hit .250 with 3 2B, 12 RBI and 9 runs scored, earning AFL Rising Star honors.

2020

- Did not appear in the Padres' 60-man player pool at their Alternate Training Site during the regular season.
- Played in 27 Venezuelan Winter League games for Bravos de Margarita, collecting 6 2B and 14 RBI at a .327 clip.

2019

- Spent the entire season with Lake Elsinore (A), hitting .278 (129-for-464) 25 2B, 8 3B, 7 HR, 72 RBI and 60 runs scored across 122 games played.

EGUY ROSARIO



- Converted 21 of his 30 stolen base attempts (70%), 3rd-most on the Storm.
- Ranked in the Top 10 in the Cal League in a multitude of categories, including 6th in games played, triples and runs scored, 8th in at-bats and T-9th in doubles.
- After hitting .222 (43-for-194) in the first half of the season, hit .319 (86-for-270) the rest of the way.
- Hit in every slot in the Storm batting order, spending the most time in the 5 hole (41 G) at a .342 clip (55-for-161).

2018

- Spent the majority of the season with LE, collecting 28 2B, 1 3B, 9 HR, 47 RBI and 62 runs at a .237 clip (111-for-468).
- After hitting just 1 HR in 2017, recorded his 1st career multi-HR game in the 6th game of the year on April 10 @ Visalia.
- Got his first action at the Double-A level, joining San Antonio from July 13-15 and hit safely in 2 of his 3 games.
- Assigned back to LE on July 18 where he remained the rest of the season.

2017

- Played in an even 100 games between Fort Wayne (A) and the Rookie-Level Arizona League Padres, hitting a combined .246 (95-for-386) with 21 2B, 9 3B, 1 HR, 46 RBI and 51 runs scored.
- Swiped 17 bags in 22 attempts (77%) with FW and 16 in 23 attempts with the AZL Pads (70%).

2016

- Split his first professional season between the Dominican Summer League and AZL Pads, hitting a combined .346 (74-for-214) with 22 2B, 1 3B, 1 HR, 25 RBI and 45 runs scored across 60 games.
- Stole 22 bags in his 32 attempts (69%).

PERSONAL

- Grew up in Juan Baron, Dominican Republic.
- Suffered a broken ankle while doing sprinting drills during winter ball in the 2022-23 offseason.
- According to Baseball Reference, he is the first person with the name "Eguy" to play Major League Baseball...he is 1 of 13 players with the last name "Rosario" to play in the big leagues.

EGUY ROSARIO CAREER BATTING

Season	Team	League	AVG	G	AB	R	H	2B	3B	HR	RBI	BB	SO	SB	CS	OBP	SLG	OPS	PA	HBP	SAC	SF	GIOP
2016	D-PAD	ROK	.341	53	185	42	63	19	1	1	24	23	31	21	9	.421	.470	.891	216	5	0	3	4
2016	A-PAD	ROK	.379	7	29	3	11	3	0	0	1	2	7	1	1	.438	.483	.921	32	1	0	0	1
2016	2 Teams	Minors	.346	60	214	45	74	22	1	1	25	25	38	22	10	.423	.472	.895	248	6	0	3	5
2017	A-PA2	ROK	.282	50	206	36	58	12	7	1	33	24	43	16	7	.363	.422	.785	234	3	0	1	4
2017	FW	A(Full)	.206	50	180	15	37	9	2	0	13	20	51	17	5	.296	.278	.574	204	3	1	0	4
2017	2 Teams	Minors	.246	100	386	51	95	21	9	1	46	44	94	33	12	.332	.355	.687	438	6	1	1	8
2018	LE	A(Adv)	.239	121	457	60	109	28	1	9	45	38	119	9	8	.307	.363	.670	505	8	0	2	9
2018	SA	AA	.182	3	11	2	2	0	0	0	2	2	5	1	0	.357	.182	.539	14	1	0	0	0
2018	2 Teams	Minors	.237	124	468	62	111	28	1	9	47	40	124	10	8	.308	.359	.667	519	9	0	2	9
2018	LE	A(Adv)	.278	122	464	60	129	25	8	7	72	37	103	21	9	.331	.412	.743	512	3	1	7	14
2021	SA	AA	.281	114	420	65	118	31	3	12	61	49	109	30	14	.360	.455	.815	481	6	0	5	6
2022	ELP	AAA	.288	124	490	98	141	34	4	22	81	59	109	21	8	.368	.508	.876	564	7	1	7	10
2022	SD	MLB	.200	7	5	0	1	0	0	0	0	1	2	0	0	.333	.200	.533	6	0	0	0	0
2023	A-PAD	ROK	.714	2	7	3	5	2	0	1	4	1	1	0	1	.750	1.429	2.179	8	0	0	0	0
2023	ELP	AAA	.265	43	166	24	44	9	1	5	28	20	39	4	4	.348	.422	.770	187	1	0	0	5
2023	SD	MLB	.250	11	36	6	9	1	1	2	6	1	12	0	0	.270	.500	.770	37	0	0	0	1
2023	2 Teams	Minors	.283	45	173	27	49	11	1	6	32	21	40	4	5	.364	.462	.826	195	1	0	0	5
2024	ELP	AAA	.263	95	354	67	93	24	4	21	70	51	88	19	5	.361	.531	.892	413	5	0	3	4
2024	SD	MLB	.245	30	53	5	13	6	0	3	6	2	20	0	0	.286	.528	.814	57	1	1	0	1
Career	SD	MLB	.245	48	94	11	23	7	1	5	12	4	34	0	0	.283	.500	.783	100	1	1	0	2
Career	7 Teams	Minors	.273	784	2969	475	810	196	31	79	434	326	705	160	71	.350	.440	.790	3370	43	3	28	61

CAREER TRANSACTIONS

OPTIONS USED: 3/3

2015 Signed by SD as an international free agent, August 25



ETHAN SALAS

NRI

Height: 6-2 Bats: L

Weight: 204 Throws: R

@ethan_salas

90

C

Full Name	Ethan Gabriel Salas
Date of Birth	June 1, 2006 in Kissimmee, Florida
Current Residence	Kissimmee, Florida
2025 Opening Day Age	18
MLB Service Time	0.000
How Obtained	Signed as an international free agent on January 15, 2023
Contract Status	Signed through 2025

QUICK HITS

- On Jan. 15, 2023, the Padres signed the 16-year-old catcher out of Caracas, Venezuela, the No. 1 overall prospect in the 2023 International Draft class to a international hard-cap era record \$5.6 million signing bonus.
- At 16-years-old, he played for Aguilas del Zulia in the Venezuelan Winter League, sharing a clubhouse with the likes of Salvador Perez and Ender Inciarte. He was more than 12 years younger than the average player. Several months later and still at the age of 16, he caught the final 4.0 innings of a Major League Spring Training game.
- In 2023, he the youngest to play for a full-season affiliate in a decade at 16 years old. He began the 2024 season as the youngest player in Minor League Baseball at just 17 years old, not turning 18 until June 1. The last teenager to catch in the Majors was Hall-of Famer Ivan Rodriguez in 1991. Salas turns 20 on June 1, 2026.
- Selected to play in MLB's 2024 All-Star Futures Game. With Robert Hassell (2022) and Jackson Merrill (2023) representing Fort Wayne in the event, the TinCaps became 1 of only 2 teams out of 30 at the High-A level to have a player selected for this showcase each year since 2022.
- Entered 2025 rated as the No. 1 prospect in SD's farm system by The Athletic, and No. 2 by *Baseball America* and MLB Pipeline. Also rated as the No. 3 catching prospect in all of baseball by *Baseball America* (No. 31 overall), and the No. 4 catching by both The Athletic (No. 17 overall) and MLB Pipeline (No. 33 overall).
- In *Baseball America's* annual best scouting tools survey for 2025, considered to have the best strike zone discipline and the best defensive catcher in SD's system.

2024 SEASON

- Began his 2nd professional season and first full campaign as the youngest player in Minor League Baseball at just 17 years old, not turning 18 until June 1.
- Spent the entire campaign with High-A Fort Wayne, where he owned a .206 average and .599 OPS in 101 games... made 67 appearances (all starts) behind the dish and 43 appearances (all starts) as the designated hitter.
- All 4 of his HR and 27 of his 33 XBH came against right-handed pitching...including his first pro season in '23, 12 of his 13 long balls have come against righties.

ACCOLADES

- Future's Game Selection (2024, National League)
- Arizona Fall League Fall Star (2024, Peoria)
- MiLB.com Organization All-Star (2023, SD)
- MLB Awards Debut of the Year (2023, San Antonio)
- California League Top MLB Prospect (2023, Lake Elsinore)
- California League Player of the Month (July 2023, Lake Elsinore)
- 2x California League Player of the Week (July 9 & July 30, 2023 - Lake Elsinore)
- Doubled his steal total with 10 in '24 compared to 5 in '23... swiped 2 bags in his first 3 games played from April 5-7.
- Made the most at-bats out of the 3 hole in the TinCaps lineup, batting .223 with 29 of his 52 RBI.
- Hit .254 (30-118) with RISP compared to a .177 clip (41-232) with the bases empty.
- Hit .375 (21-56) on first pitches of an AB that got put in play.
- Hit .173 (28-162) as the designated hitter compared to a .229 clip (57-249) as the catcher.
- Posted a .986 fielding percentage (9 errors, 647 total chances) behind the dish.
- After posting a 20.0% catcher caught stealing rate in 2023 (9/45), he recorded a 38.5 CCS% (28/73) in 2024.
- Selected to play in MLB's 2024 All-Star Futures Game... started the game behind the dish for the NL squad and went 1-for-2 with 1 run scored in the NL's 6-1 victory...with Robert Hassell (2022) and Jackson Merrill (2023) representing Fort Wayne in the event, the TinCaps became 1 of only 2 teams out of 30 at the High-A level to have had a player selected for this showcase each year since 2022.

- 11 of his 27 doubles on the season came in August and he posted a 109 wRC+ during the month.
- Following the season, Salas joined fellow top Padres' prospect Leodalis De Vries as the first players at age 18 to get consistent run in the Arizona Fall League since the Mariners' Julio Rodriguez in 2019...there have been 5 other players since 2005 to get at least 25 at-bats at the same age, including Bryce Harper, who did so twice (2010-11)... Salas hit .228 with a .751 OPS, 6 2B and 4 HR, while his 21 RBI ranked T-3rd and 95 at-bats ranked T-5th in the

ETHAN SALAS



NRI

prospect circuit.

- Selected to the Fall Stars Game, started at catcher and batted 2nd...went 1-for-1 with a walk and 2 stolen bases, scoring a run on an errant throw.

2023

- Prior to beginning his professional career stateside, he appeared in 1 game for Aguilas del Zulia in the Venezuelan Winter League on Nov 4, 2022 at 16-years-old, sharing a clubhouse with the likes of Salvador Perez and Ender Inciarte...he grounded out twice and walked twice, but caught 8.0 inn against Tiburones de La Guaira, guiding the Zulia staff to holding the opposition hitless until the 5th inn.
- Signed with the Padres for an international hard-cap era \$5.6 million signing bonus...several months later and still at the age of 16, he caught the final 4.0 innings of a Major League Spring Training game.
- Began his professional career on May 30 with Single-A Lake Elsinore, where he hit .267 (51-for-191) with a .837 OPS, 11 2B, 2 3B, 9 HR and 35 RBI in 48 games played...he was named Cal League Prospect of the Year following the season.
- Earned California League Player of the Month in July with a 1.136 OPS in 82 at-bats, and was twice named Cal League Player of the Week during the month on July 9 and July 30.
- Collected 4 HR in a 3-game stretch from July 4-6, including his first career multi-HR game on July 6 at Visalia.
- Recorded his first walk-off hit on July 18 vs. Rancho Cucamonga in the Storm's 9-8 win with a line drive off the CF wall as part of his 4th-career 3-hit game in 34th game.
- Homered in back-to-back games again on July 25-26 at Stockton...in the July 26 contest, he recorded his first-career 4-hit contest, going 4-for-6 at the dish.
- On August 8, he was promoted to Single-A Fort Wayne, and after just 9 games with the TinCaps (in which he was 7-for-35, .200), he was promoted to Double-A San Antonio on Aug. 22, where the average age is 24...Michael De León, who played for Double-A Frisco in TEX's org at age 17 in 2014, is thought to be the last 17 year old to reach that level.
- In his Double-A debut on August 22, the then-No. 5 ranked prospect by MLB Pipeline hit his 2nd career walk-off knock with a 2B in the 10th inn, delivering an 8-7 win over Amarillo.

- On August 30, he teamed up with Robby Snelling, the No. 3 left-handed pitching prospect in baseball per MLB Pipeline, as the batterymate for Snelling's 5.0 hitless frames with 9 strikeouts in the Missions' 9-2 win over Wichita.
- Salas finished the season with the Missions, where he went 5-for-28 (.179) in 9 games before he suffered a right knee sprain on September 2, ending his 2023 season.
- Awarded the Minor League "Debut of the Year" award.
- Between LE, FW and SA, Salas made 34 app (all starts) at catcher, posting a .987 fielding percentage (4 errors, 306 total chances)...threw out 9 runners in 45 SB attempts (17 CCS%)...also made 32 app (all starts) as the DH.
- Entered '24 roundly considered the No. 1 catching prospect in all of baseball and a top-10 overall prospect by several outlets, including The Athletic (No. 3), *Baseball America* (No. 8), MLB Pipeline (No. 8) and ESPN.com (No. 9).

PERSONAL

- The bilingual Salas split much of his youth between Florida, Venezuela and the Dominican Republic.
- Ethan's older brother, José, signed with Miami in 2019 and was ranked No. 4 in the Marlins' system by *Baseball America* heading into 2023...José was traded from the Marlins to the Twins as part of the deal for Luis Arráez a few days after Ethan was signed by San Diego...Ethan's younger brother, Andrew, was the No. 5 overall international prospect per MLB Pipeline in 2025 and signed with the Marlins.
- Ethan's father, José Sr., played in the Braves system...Ethan's uncle played in the in the Blue Jays' system, and his grandfather played in the Astros' and Royals' systems.
- His first interview on MLB Network came on live television last Jan. 16, 2023, the day after the Padres signed him for an international hard-cap era record \$5.6 million signing bonus...Salas spent the next afternoon touring Petco Park and fielding questions from local media inside the home clubhouse...on February 3-4, he joined several Major League veterans for the Padres 'Thank SD Tour' around the community, signed hundreds of autographs at the Padres' annual fan festival, and caught bullpen sessions for Yu Darvish and Joe Musgrove in San Diego prior to heading to Arizona for minor league Spring Training.

ETHAN SALAS CAREER BATTING

Season	Team	League	AVG	G	AB	R	H	2B	3B	HR	RBI	BB	SO	SB	CS	OBP	SLG	OPS	PA	HBP	SAC	SF	GI DP
2023	LE	A	.267	48	191	35	51	11	2	9	35	24	57	5	2	.350	.487	.837	220	2	0	3	3
2023	FW	AA	.200	9	35	3	7	1	0	0	3	2	10	0	0	.243	.229	.472	37	0	0	0	0
2023	SA	AA	.179	9	28	2	5	1	0	0	3	4	8	0	1	.303	.214	.517	33	1	0	0	1
2023	3 Teams	Minors	.248	66	254	40	63	13	2	9	41	30	75	5	3	.331	.421	.752	290	3	0	3	4
2024	FW	A+	.206	111	412	38	85	27	2	4	53	47	98	10	3	.288	.311	.599	469	3	0	7	4
Career	3 Teams	Minors	.222	177	666	78	148	40	4	13	94	77	173	15	6	.304	.353	.657	759	6	0	10	8

CAREER TRANSACTIONS

OPTIONS USED: 0/3

2023

Signed by SD as an international free agent, January 15



ROMEO SANABRIA

NRI

Height: 6-4 Bats: L

Weight: 241 Throws: R

🔊 [rome-AY-oh son-ah-BREE-uh]
✕ @Rome_S_
📷 @romeoball13

93

INF

Full Name	Romeo Leon Sanabria.
Date of Birth	May 2, 2002 in Miami, Florida
Current Residence	Miami, Florida
2025 Opening Day Age	22
MLB Service Time	0.000
How Obtained	Signed as an 18th round selection in the 2022 First-Year Player Draft on July 26, 2022
Contract Status	Signed through 2025

QUICK HITS

- 2025 marked his first invite to Major League Spring Training.
- Owns a .301 career minor league average in 198 games played between the ACL Padres, Single-A Lake Elsinore, High-A Fort Wayne and Double-A San Antonio from 2022-24.
- Named the Arizona Complex League MVP in 2023 after batting .359 with 8 HR, 15 doubles, 2 triples, 53 RBI and 36 runs scored in 50 games with the ACL Padres.
- Converted to first base in 2023 after playing catcher at Indian River Community College (FL), as well as 6 games to start his professional career with the ACL Padres in '22.
- Entered 2025 ranked as the Padres No. 18 prospect by MLB Pipeline and No. 30 by *Baseball America*.

2024 SEASON

- Played in 125 games between Single-A Lake Elsinore, High-A Fort Wayne and Double-A San Antonio and slashed .288/.396/.427 with 11 homers, 30 doubles and 78 RBI.
- Began the season with Lake Elsinore where he batted .311 and slugged .493 with 16 doubles, 8 homers and 40 RBI across 59 games with the Storm.
- His first HR of the season was an inside-the-parker on April 16, as part of a 3-for-4 day with 4 RBI in a 11-5 win over the Visalia Rawhide.
- Collected a season-high 4 hits with a home run and 4 RBI on May 5 in a Storm 9-6 win vs. the San Jose Giants.
- Was named to the *Baseball America* Low Class-A All-Star Team.
- Bumped from Lake Elsinore to Fort Wayne on June 19, and slashed .262/.343/.393 with 2 home runs, 10 doubles, 19 RBI and 15 walks in 34 games.
- Promoted from Fort Wayne to San Antonio on August 6, 2024, and collected hits in his first four games for the Missions...hit his first Double-A HR on August 9 in a 9-0 Missions win over the Springfield Cardinals.
- Went 3-for-5 with a career-high 5 RBI in the Missions' 8-0 victory over the Amarillo Sod Poodles on August 15, 2024.
- Named to the California League Post-Season All-Star team

ACCOLADES

Baseball America Low Class-A All-Star (2024, Lake Elsinore)

California League Post-Season All-Star (2024, Lake Elsinore)

Arizona Fall Star (2024, Peoria)

MiLB.com Organizational All-Star (2023, SD)

Arizona Complex League Most Valuable Player (2023, ACL Padres)

Arizona Complex League Post-Season All-Star (2023, ACL Padres)

for his work at Lake Elsinore after the 2024 season.

- In his second season working exclusively as a first baseman, he owned a .980 fielding percentage (16 E/785 total chances).
- Following the season, hit .276 for the Peoria Javelinas in the Arizona Fall League...named to the 2024 Fall Star Game, the Arizona Fall League's showcase of top performers from the Fall league season, where he went 1-for-2 with a double in the contest.
- Entered 2025 ranked as the Padres No. 18 prospect by MLB Pipeline and No. 30 by *Baseball America*.

2023

- Named the Arizona Complex League Most Valuable Player and made the ACL Post-Season All-Star Team...was also named a MiLB.com Organizational All-Star for the Padres.
- Combined for a .341/.439/.573 slash line in 66 games between the ACL Padres and Low Single-A Lake Elsinore with 23 doubles, 2 triples, 8 home runs, 56 RBI, 42 walks and 4 stolen bases to go along with a 1.012 OPS...converted to first base fulltime and made 50 appearances there and 13 as a DH.
- Over 50 games in the ACL, slashed .359/.443/.617 and led the league in RBI (53) and OPS (1.060). He also ranked fourth in HR with 8.
- Had his first career multi-HR game on July 27, when he hit a 3-R HR in the 1st inning and added a solo shot in 7th inning of a ACL Padres 7-4 victory over the ACL White Sox.
- Promoted to Lake Elsinore on August 21, and collected a knock in his Storm debut the following day against Rancho Cucamonga...in his second game at Lake Elsinore, collected two doubles and scored a run against the Quakes.

ROMEO SANABRIA



NRI

- Batted .286 (15-for-53) in 16 games with the Storm including 10 runs, 8 doubles, 3 RBI and 12 walks.
- Worked exclusively at first base, where he posted a .997 fielding percentage (1 E/336 total chances) between both stops.

2022

- Drafted by the Padres in the 18th round of the 2022 First-Year Player Draft out of Indian River State College in Fort Pierce, Florida.
- Began his professional career with the Arizona Complex League Padres as a catcher, starting five games behind the dish to go along with one start as the DH...batted .083 (1-for-12) in seven games with one double, one run scored, 3 walks and a .276 OBP.

PERSONAL

- Played catcher at Indian River State College and his first year of rookie ball.
- Is on record as saying that 2-0 is his favorite count as a hitter.
- As a Miami native, the first thing he tried when he got to California was In-N-Out and was a big fan of their burgers.
- Self-proclaimed anime fan...throughout the baseball season, he'll pick a different anime character as his social media profile picture and change characters every month.
- During his free time, he enjoys fishing, going to the beach, spending time with his family and watching football...has family in Buffalo, so he is a Bills fan.

ROMEO SANABRIA CAREER BATTING

Season	Team	League	AVG	G	AB	R	H	2B	3B	HR	RBI	BB	SO	SB	CS	OBP	SLG	OPS	PA	HBP	SAC	SF	GIDP
2022	A-PAD	ROK	.083	7	12	1	1	1	0	0	0	3	6	0	0	.267	.167	.434	15	0	0	0	0
2023	A-PAD	ROK	.359	50	167	36	60	15	2	8	53	30	48	4	1	.443	.617	1.060	203	0	0	6	3
2023	LE	A	.283	16	53	10	15	8	0	0	3	12	15	0	0	.424	.434	.858	67	1	1	0	2
2023	2 Teams	Minors	.341	66	220	46	75	23	2	8	56	42	63	4	1	.439	.573	1.012	270	1	1	6	5
2024	LE	A	.311	59	219	42	68	16	0	8	40	48	46	3	0	.433	.493	.926	270	1	0	2	3
2024	FW	A+	.262	34	122	14	32	10	0	2	19	15	31	0	1	.343	.393	.736	140	1	0	2	4
2024	SA	AA	.270	32	111	9	30	4	0	1	19	21	38	0	2	.375	.333	.708	136	0	0	4	2
2024	3 Teams	Minors	.288	125	452	65	130	30	0	11	78	84	115	3	3	.396	.427	.823	546	2	0	8	9
Career	4 Teams	Minors	.301	198	684	112	206	54	2	19	134	129	184	7	4	.407	.469	.876	831	3	1	14	14

CAREER TRANSACTIONS

OPTIONS USED: 0/3

2022 Signed by SD as an 18th-round selection in the First-Year Player Draft, July 26



GAVIN SHEETS

NRI

Height: 6-4 Bats: L

Weight: 243 Throws: L

X @cleansheets24
@gsheets24

30

INF

Full Name	Gavin Crawford Sheets
Date of Birth	April 23, 1996 in Lutherville, Maryland
Current Residence	Lutherville, Maryland
2025 Opening Day Age	28
MLB Service Time	3.076
MLB Debut	June 29, 2021 vs. MIN (w/ CWS)
How Obtained	Signed as a minor league free agent on February 8, 2025
Contract Status	Signed through 2025

QUICK HITS

- The former 2017 second-round selection by the White Sox joined the Padres on a minor league deal for 2025. Across 435 Major League games for CWS from 2021-24, he hit .230 with 61 doubles, 1 triple, 46 home runs, 175 RBI and 116 runs scored.
- Hit 10+ home runs all 4 seasons with CWS and made 3 consecutive Opening Day rosters from 2022-24.
- Posted a 14.55 HR/AB ratio in his rookie 2021 season, but that number rose in 2022 (25.13), 2023 (31.10) and 2024 (45.10).
- Entered 2025 with 44 of his 46 home runs coming against right-handed pitchers, who he owned a .239/.306/.405 slash line against. Posted a .168/.216/.242 slash line against southpaws.
- Defensively from 2021-24, owned a .981 fielding percentage in 223 big league games in the outfield, and a .993 fielding percentage in 88 big league games at first base.

2024 SEASON

- Ranked among the White Sox leaders in doubles (2nd, 24), hits (3rd, 105), extra-base hits (3rd, 35) and total bases (3rd, 61), setting career highs in each category.
- Hit .205 (17-83) with two home runs vs. left-handed pitchers, compared to .128 (10-78) with no homers entering the 2024 campaign.
- Batted .340/.434/.577 (33-97) with 9 doubles, 4 home runs and 20 RBI in 30 games against the American League East...went 10-19 (.526) with 5 doubles, 1 homer and 6 RBI in 6 games vs. the Yankees.
- Made the White Sox Opening Day roster for the third consecutive season...batted .279/.376/.465 (24-86) with 7 doubles, 3 home runs and 11 RBI over 24 games in March/April.
- Reached base safely in eight consecutive plate appearances from April 2-6 (4-4 with four walks), the longest streak by a Sox player since Luis Robert Jr. (9) from May 6-Aug 23.
- Went 3-5 with 2 doubles, 1 home run and career-high tying 5 RBI (second time) on April 10 at CLE...his 5 RBI were the most by a Sox player since Luis Robert Jr. on April 7, 2023 at PIT (also 5), and his 3 extra-base hits were the most since Hanser Alberto on May 7, 2023 at CIN.

ACCOLADES

4x MiLB.com Organization All-Star (2017-19 & '21, CWS)

- Was ejected by home plate umpire Mike Estabrook on April 22 at MIN for arguing balls and strikes (second career).
- Hit a pair of doubles on May 5 at STL...recorded his first career triple on May 25 vs. BAL, a bases-clearing shot off LHP Keegan Akin that gave the Sox a 3-0 lead.
- Connected on his first career home run off a left-hander on June 1 at MIL, a 2-run shot off Robert Gasser, a former Padre farmhand who was sent to MIL in the trade that brought Josh Hader to SD.
- Went 6-10 with 2 homers, 6 RBI and 5 runs scored in 3 games vs. BOS from June 7-9...homered and scored a career-high 3 runs on June 7, hit his first career grand slam on June 8 (off Brayan Bello) and added 2 hits on June 9.
- Batted .321/.352/.417 (27-84) in August...went 3-4 with a double on Aug. 9 vs. the Cubs
- Matched his career high with 4 hits (second time) on Aug. 12 vs. the Yankees, going 4-5 with a career-high 3 doubles and 4 RBI in Grady Sizemore's first win as interim manager ... became the first Sox player with 3 doubles since Luis Robert Jr. on Sept. 11, 2021 vs. BOS and first lefty since Adam Eaton on Aug. 2, 2014 vs. MIN.
- Ended his 47-game homerless drought on Aug. 14 vs. the Yankees with a solo shot off Will Warren.
- Homered in back-to-back games for the second time in '24 on Sept. 14-15 vs. OAK...drew a 2-out walk off Robert Suarez with 2 outs in the 9th inning on Sept. 20 at San Diego to set up Lenyn Sosa's game-tying, 2-run homer.


2023

- Made his 2nd consecutive Opening Day roster and made 61 starts in right field, 18 at first base, 10 as the designated hitter and three in left.
- Hit 10+ home runs for the 3rd straight season...hit all 10 of his homers vs. right-handers (and the first 36 of his career off RHP).
- Hit 8 of his 10 homers in the first half...homered in back-to-back games three times throughout April and May
- Made his season debut as the starting first baseman on

GAVIN SHEETS



NRI



March 31 at HOU...went 2-4 with 3 RBI on April 5 vs. SF... hit his first home run on April 16 vs. BAL, a 3-run shot off Grayson Rodríguez in the first inning.

- Connected on his first career pinch-hit homer on April 22 at TB, a game-tying solo shot off Jason Adam in the eighth inning.
- Capped an 11-run second inning with a 3-run homer off Casey Legumina on May 7 at CIN.
- Hit a 3-run homer off Shane Bieber on May 16 vs. CLE and a solo shot off Peyton Battenfield on May 17 vs. the Guardians.
- Hit a go-ahead, 3-run double in the seventh inning on May 27 at DET...went 2-3 with a solo home run on June 16 at SEA, and hit a pair of doubles on June 17 at SEA.
- Went 30 games without a multi-hit effort from 6/18-8/11 before going 2-2 with a double, walk and run scored on Aug. 12 vs. MIL
- Hit a 2-run homer on Aug. 16 at the Cubs, snapping a career-long, 33-game drought.
- Started 21 of the Sox final 24 games, including 19 in right field and 2 at first base.
- Combined to drive in 5 runs in a doubleheader on Sept. 12 vs. KC...hit his final home run on Sept. 16 vs. MIN, a 3-run shot off Pablo López to cap a five-run first inning.
- Recorded his first career stolen base on Sept. 24 at BOS.

2022

- Made his first career Opening Day roster and T-3rd on the White Sox with 15 home runs and ranked 4th with 124 games played.
- Batted .276/.346/.562 (51-185) with 14 home runs at home and .208/.243/.266 (40-192) with one homer on the road.
- Hit .250/.301/.435 (84-336) with all 15 of his home runs vs. right-handers and .171/.244/.220 (7-41) vs. lefties.
- Made 78 starts in right field, 15 at DH, 9 at first base and 2 in left field.
- Homered in back-to-back games for the second time in his career and drove in five runs from May 9-10 vs. CLE... homered for the 3rd time in 4 games on May 13 vs. the Yankees.
- Batted .164 (9-55) with no homers or RBI in 19 games from May 16-June 9 and was optioned to Class AAA Charlotte on June 10.
- Played in 9 games with Charlotte, going 0-13 in his first 3 and 10-24 (.417) with 2 homers and 7 RBI in his next 6...was recalled on June 23 for the rest of the season.
- Recorded 3 straight multi-hit games from June 25-27, including a 2-run homer off Jordan Lyles on June 26 vs. BAL.
- Hit a pair of doubles and drove in 2 runs on July 2 at SF and hit a 3-run double the next day as the Sox completed a 3-game sweep of the Giants with a 13-4 win.

GAVIN SHEETS

NRI

- Homered in back-to-back games for the second time in his career on July 9-10 vs. DET.
- Batted .359/.377/.641 (23-64) with 4 homers and 18 RBI in August...delivered a game-tying, 2-run, pinch-hit double off Justin Verlander in the 7th on Aug. 16 vs. HOU...collected a career-high 4 hits on Aug. 17 vs. HOU.
- Baltimore-area native went 8-13 (.615) with a double and 3 RBI in a 3-game series at Camden Yards from Aug. 23-25.
- Recorded his second career multi-homer game with a career-high 5 RBI on Aug. 30 vs. KC...hit a 3-run homer in the 5th inning and a 2-run shot in the 9th.
- Hit his only road homer of the season in a makeup victory at CLE on Sept. 15, a 2-run shot off Hunter Gaddis.
- Connected on a solo homer off Shane Bieber on Sept. 22 vs. CLE and hit his final homer on Sept. 24 vs. DET.

2021

- Had 3 separate stints with the White Sox: June 3, June 29-Aug. 9 and Sept. 1-remainder of the season.
- Made 21 starts at designated hitter, 11 in right field, 10 at first base and 3 in left field.
- His average of one home run every 14.55 at-bats and one RBI every 4.71 at-bats both ranked second on the team behind Yasmani Grandal (12.13 and 4.50).
- Averaged 412 feet on his 11 homers, 3rd-best on the team behind Luis Robert (414) and Eloy Jiménez (413) – min. 10 home runs.
- 19 of his 40 hits went for extra-bases.
- Averaged a team-high 4.49 pitches/plate appearance.
- Recorded five game-winning RBI.
- Batted .324/.370/.730 (24-74) with 6 doubles, 8 homers and 26 RBI in 24 games at home.
- Recalled a second time on June 29 and made his MLB debut that night as the starting right fielder vs. MIN...went 2-4 with a double, 2 RBI and run scored, becoming the first Sox player to record 2+ hits and 2+ RBI in his debut since Craig Wilson on Sept. 5, 1998 vs. NYY...singled off Kenta Maeda for his first career hit.
- Was 2-4 with his first MLB home run, a two-run shot in the 5th inning off Matt Shoemaker, in his second game on June 30 vs. the Twins.
- Recorded multiple hits and RBI in both of his first two career games, the first player in Sox history to accomplish the feat.
- Baltimore-area native hit a two-run homer on July 10 at Camden Yards in front of a number of friends and family.
- Hit his first career game-ending home run in the 7th inning on July 19 (G2) vs. MIN, a 3-run shot off José Berríos.
- Recorded his first career multi-homer game and drove in a career-high four runs on Sept. 1 vs. PIT...went 3-4 with a home run and four RBI on Sept. 14 vs. LAA.

- Homered in back-to-back games Sept 28-29 vs. CIN.
- Also appeared in 60 games with Charlotte, slashing .295/.362/.507 (67-227) with 15 doubles, 11 home runs, 46 RBI and 36 runs scored ... homered twice with 5 RBI on May 16 vs. Norfolk.
- **POSTSEASON:** Started 3 games in the ALDS vs. HOU, going 4-12 (.333) with a double, homer, RBI and two runs scored...drove in the Sox only run in Game 4 with a solo homer off Lance McCullers Jr., joining Luis Robert (2020) and Tadahito Iguchi (2005) as the only Sox rookies to homer in the Postseason.

2017-20

- Entered **2020** rated as the White Sox No. 11 prospect by MLB Pipeline's...did not play following the COVID-19 cancelation of the MiLB season.
- Led the Southern League with a career-high 83 RBI in **2019**, and topped the Barons in hits (124), homers (16) and RBI, ranked 2nd in runs (56) and T-2nd in doubles (18)...hit .310 (57-184) with 11 doubles, 8 home runs and 42 RBI over 51 games in June and July...following the season, played for Glendale in the Arizona Fall League.
- In **2018**, ranked 5th in the Carolina League in average (.293) and on-base percentage (.368) at Class A Winston-Salem...recorded a 15-game hitting streak from June 13-July 1, going 26-65 (.400)...recorded his first multi-homer game on June 28 at Frederick...entered the season rated by Baseball America as the White Sox No. 9 prospect and by MLB.com as No. 12.
- Made his professional debut in **2017** with 56 games between the AZL White Sox and Class A Kannapolis, hitting .279 (57-204) with 12 doubles, four homers and 28 RBI...was named a MiLB.com White Sox Organizational All-Star.

PERSONAL

- Married to Kahla.
- Attended Wake Forest, where he batted .306 with 28 doubles, 32 home runs, 149 RBI in 166 career games.
- Was named a Third-Team All-American by Baseball America as a junior in 2017 after hitting .317/.424/.629 (76-240) with 21 homers and 84 RBI in 63 games...his 21 homers are the second-highest total in school history.
- Graduated in 2014 from Gilman (Md.) H.S...was selected by Atlanta in the 37th round of the 2014 draft but did not sign.
- His father, Larry, played 8 Major League seasons with BAL (1984-89), DET (1990) and SEA (1993).

GAVIN SHEETS



NRI

GAVIN SHEETS CAREER BATTING

Season	Team	League	AVG	G	AB	R	H	2B	3B	HR	RBI	BB	SO	SB	CS	OBP	SLG	OPS	PA	HBP	SAC	SF	GIDP
2017	A-WSX	ROK	.500	4	12	3	6	2	0	1	3	3	0	0	0	.625	.917	1.542	17	1	1	0	0
2017	KAN	A(Full)	.266	52	192	16	51	10	0	3	25	20	34	0	0	.346	.365	.711	218	4	1	1	1
2017	2 Teams	Minors	.279	56	204	19	57	12	0	4	28	23	34	0	0	.365	.397	.762	235	5	2	1	1
2018	WS	A(Adv)	.293	119	437	58	128	28	2	6	61	52	81	1	0	.368	.407	.775	497	3	0	5	7
2019	BIR	AA	.267	126	464	56	124	18	1	16	83	54	99	3	1	.345	.414	.759	527	4	0	5	10
2021	CLT	AAA	.295	60	227	36	67	15	0	11	46	25	55	1	1	.362	.507	.869	254	0	0	2	2
2021	CWS	MLB	.250	54	160	23	40	8	0	11	34	16	40	0	0	.324	.506	.830	179	2	0	1	4
2022	CLT	AAA	.270	9	37	6	10	4	0	2	7	2	6	0	0	.308	.541	.849	39	0	0	0	3
2022	CWS	MLB	.241	124	377	34	91	19	0	15	53	27	86	0	0	.295	.411	.706	410	3	0	3	9
2023	CWS	MLB	.203	118	311	24	63	10	0	10	43	28	66	1	0	.267	.331	.598	344	1	0	4	6
2024	CWS	MLB	.233	139	451	35	105	24	1	10	45	43	106	2	2	.303	.357	.660	501	4	0	3	6
Career	CWS	MLB	.230	435	1299	116	299	61	1	46	175	114	298	3	2	.295	.385	.680	1434	10	0	11	25
Career	5 Teams	Minors	.282	370	1369	175	386	77	3	39	225	156	275	5	2	.357	.428	.785	1552	12	2	13	23

POSTSEASON (COMBINED)

Season	Team	League	AVG	G	AB	R	H	2B	3B	HR	RBI	BB	SO	SB	CS	OBP	SLG	OPS	PA	HBP	SAC	SF	GIDP
2021	CWS	MLB	.333	3	12	2	4	1	0	1	1	0	5	0	0	.333	.667	1.000	12	0	0	0	0
Career	CWS	MLB	.333	3	12	2	4	1	0	1	1	0	5	0	0	.333	.667	1.000	12	0	0	0	0

CAREER TRANSACTIONS

OPTIONS USED: 1/3

2017 Signed by CWS as a 2nd-round selection in the First-Year Player Draft, June 21

2025 Signed by SD as a minor league free agent, February 8



ROBERT SUAREZ

Height: 6-3 Bats: R
Weight: 227 Throws: R

75

RHP

[SWAH-rez]
@robertsuarez_75

Full Name	Robert Suarez
Date of Birth	March 1, 1991 in Caracas, Venezuela
Current Residence	Caracas, Venezuela
2025 Opening Day Age	34
MLB Service Time	3.000
MLB Debut	April 7, 2022 @ ARI (with SD)
How Obtained	Signed as a Major League free agent on December 1, 2021
Contract Status	Signed through 2027 (player opt-out clause after 2025)

QUICK HITS

- Earned his first-career All-Star selection in 2024 and led the SD pen in in appearances (65), IP (65.0) and SV (36).
- SD went 60-5 in his 65 appearances in '24. The 60 team wins were 2nd-most by any SD pitcher thru his first 65 appearances of a season, trailing only Trevor Hoffman's 61 in 1998, and the most league-wide since Edwin Diaz's 62 for SEA in 2018.
- His 10 Postseason appearances are 2nd-most in franchise history, trailing only Trevor Hoffman's 12, and he's 1 of 3 SD relievers with multiple Postseason saves (2), joining Hoffman and Josh Hader - both with 4.
- Including Postseason action, his 19 career appearances vs. LAD from 2022-24 are by far the most he made against any club, with the next closest being SF (11) and AZ (10). He went scoreless in 16 of those 19 outings, with 5 of the 7 ER he allowed coming in 1 outing (Aug. 4, 2023).
- Earned NL Reliever of the Month honors in May 2024, converting all 7 of his SVO with a 0.73 ERA, 0.57 WHIP and .136 opponents' AVG during the calendar month.
- Limited to 26 appearances out of the SD 'pen in 2023, missing 96 team games while on the 15 and 60-day ILs (elbow).
- In his rookie 2022 campaign, he became 1 of just 6 relievers in MLB history to allow 0 ER across 20+ home appearances in a regular season.
- Originally signed with the Padres on December 1, 2021 to a 1-year contract for the 2022 campign with a player option for 2023, but opted out after the 2022 season. Re-signed with SD to a 5-year deal through 2027 on November 7, 2022, including a player opt-out clause after 2025.
- Over his 5 seasons in Japan's Nippon Professional Baseball Organization, he compiled a 7-13 record with a 2.81 ERA (64 ER, 205.0 IP), 1.16 WHIP and 209 strikeouts to just 70 walks (3.34 SO/BB ratio) in 191 career games (all in relief) between between the Hanshin Tigers (2020-21) and Fukuoka SoftBank Hawks (2016, '18-19).
- Led all NPB pitchers with 42 saves in 2021.
- In his 2 seasons with Hanshin from 2020-21, he allowed just 2 home runs to the 437 batters he faced.

ACCOLADES

National League All-Star (2024, San Diego)

National League Reliever of the Month (May 2024, San Diego)

2024 SEASON

- The first-time NL All-Star led the SD pen in appearances (65), IP (65.0) and SV (36) - 1 of 26 30+ SV seasons in franchise history...the 36 SV were 3rd-most in NL and 4th in Majors, and his 55 games finished were 3rd-most in NL and 5th in Majors.
- His 9 wins tied bullpen mate Tanner Scott and 3 others for 2nd-most among all NL relievers (T-3rd most in the Majors)...his .750 winning % (9-3) ranked T-1st among all qualified NL relievers with 3 others, also ranking T-6th in the Majors.
- SD was 60-5 his pen-leading 65 app...the 60 team wins were 2nd-most by any SD pitcher thru his first 65 app of a season, trailing only Trevor Hoffman's 61 in 1998...the last MLB pitcher to have 60+ team wins through his first 65 appearances of a season was Edwin Diaz (62 in 2018).
- In the B9th on April 22 @ COL, Suarez threw a 1-2 changeup that Sean Bouchard fouled off...it was Suarez's first secondary pitch after a 6-appearance string of 69 consecutive fastballs...in that span, Suarez had allowed no runs and two hits while throwing 65 four-seam fastballs and four sinkers.
- Selected as NL Reliever of the Month for May, converting all 7 of his SVO with a 0.73 ERA, 0.57 WHIP and .136 opponents' AVG during the month...it was SD's 1st reliever of the month award winner since former teammate Josh Hader in April 2023.
- Posted a new career-high 20.1 consecutive scoreless-inning streak across parts of 20 appearances from April 3 vs. STL to May 26 vs. NYY...it is the longest streak by an SD reliever since Brad Hand's 24.0 straight scoreless frames from June 14-Aug. 8, 2017.
- Recorded 5 four-out saves and 2 five-out saves, going 3-0 with a 0.63 ERA and 0.56 WHIP in the 10 app he was asked to get 4+ outs...his two 5-out saves came on April 3 vs. STL & May 6 @ CHC.
- Suarez is just the 2nd SD pitcher in franchise history to have at least 7 saves of 4+ outs in a single season, joining Trevor Hoffman, who accomplished the feat 4 times (9 in 1996 and '98 and 8 in '97 and 2001).
- In his 44 app from March 21-Aug 7, he owned a 1.42 ERA with 24 SV in 27 SVO...in his 21 app since Aug. 8, he owns a

ROBERT SUAREZ



5.66 ERA with 12 SV in 15 SVO.

- Blew his 6th SV of the season Sept 20 vs. CWS...he surrendered 3 game-tying or go-ahead homers in his final 9 app, while also yielding at least 1 run in 6 of his final 14 app.
- Induced a triple play to clinch SD's Postseason berth Tues, Sept 24 @ Dodger Stadium....the only other teams to turn a triple play on the same day they clinched a Postseason berth were the 2020 Milwaukee Brewers, and the Chicago Cubs in 1907 and 1910...it was the Padres' first triple play since June 10, 2010 against the New York Mets.
- Threw his 4-seamer 71.4% of the time and ranked 99th percentile in fastball velo (99.0 mph)...per Statcast, also utilized a sinker (15.6%), changeup (12.6%) and cutter (0.4%).

POSTSEASON: Finished off both wins in SD's Wild Card sweep of ATL...picked up his 1st Postseason save in G2 of SD's 5-4, WC series-clinching victory, retiring all 3 batters faced on 14 pitches...finished off SD's 4-0 shutout victory on 8 pitches in G1 of the WC series vs. ATL...retired all 4 batters faced for a 4-out SV in G3 of the NLDS vs. LAD in SD's 6-5 victory.

- Including Postseason action, he went scoreless in 7 of his 8 appearances vs. LAD in '24, owning a 3-0 record with 3 HLD, 4 SV/4 SVO, 1.00 ERA, .138 AVG and 0.56 WHIP.

2023

- In his 2nd Major League season with SD, made 26 appearances out of the SD 'pen and posted a 4.23 ERA (13 ER, 27.2 IP), 0.90 WHIP and .155 opponents' AVG.
- Began the season on the 15-day IL (right elbow inflammation) and was transferred to the 60-day IL on April 20 before beginning a rehab assignment on July 1.
- Made 4 rehab assignments between the Arizona Complex League (R), Lake Elsinore (A) and El Paso (AAA) before being reinstated from the 60-day IL on July 20.
- Earned the hold in the 8th inning of both of his first 2 appearances of the season with SD on July 21 @ DET and July 25 vs. PIT before allowing his first hit/run of the campaign July 26 @ PIT, an eventual game-winning HR by Carlos Santana...Santana's HR was 1 of just 2 hits and the only run he allowed across his first 6 appearances from July 21-Aug. 1 (1.50 ERA, 0.33 WHIP, .100 AVG against).
- Allowed career highs in ER (5) and walks (3) on Aug. 4 vs. LAD in SD's 10-5 defeat.
- Was scoreless in 14 of his final 19 outings on the season from Aug 8-Sept 29 (3.00 ERA, 0.86 WHIP, .151 AVG against).
- Reinstated from suspended list on Sept. 11 after serving 10 games for "violating the prohibitions on foreign substances" on Aug. 23 vs. MIA...dropped his appeal and began serving it on Aug. 31.
- Limited left-handed batters to a .146 clip (6-41) and righties hit just .161 (9-56)...first batters he faced hit just .192 (5-26) with 0 walks and 9 strikeouts.

- The Padres were 18-9 in games in which he appeared.
- Per Statcast, he relied on 5 pitches: 4-Seam Fastball (36.5%), Changeup (33.6%), Sinker (24.3%), Slider (4.5%) and Cutter (1.1%)...he ranked in the 94th percentile in fastball velocity (97.6 mph), and opponents hit .242 (8-33) against the pitch...opponents hit .080 (2-25) against his changeup and .086 (3-35) against his sinker.

2022

- Made 45 appearances out of the SD pen in his first Major League season, and led all SD hurlers in ERA (2.27), opponents' AVG (.176), SLG (.285) and OPS (.569).
- His 5 wins also tied with Nabil Crismatt and Adrian Morejon for most among all SD relievers, and his 12 holds trailed only Luis Garcia's 20 for most on the club.
- Allowed a career-high-tying 3 ER in his ML debut on Opening Day on April 7 at ARI...entered the game with a 4-0 lead in the B-9th before failing to record an out, while walking 2 and hitting 1 batter in SD's eventual 4-3 defeat...it would be his only losing decision of the regular season.
- Was scoreless in 15 of his next 21 outings from April 10-June 5, going 2-0 with 1 SV, 5 HLD, a .193 ERA (5 ER, 23.1 IP) and .152 opp. AVG
- Placed on the 15-day IL on June 7 with right knee inflammation before being transferred to the 60-day IL on July 12...began a rehab assignment on July 26 before being reinstated on August 6, missing 55 team games.
- Scoreless in 21 of his 23 final regular season outings after being reinstated from the 60-day IL, going 3-0 with 7 HLD, a 1.48 ERA (4 ER, 24.1 IP), .198 opp. AVG and 11.84 SO/9 IP.
- Finished the regular season with a then-career-best 13.1 consecutive scoreless IP across his final 13 regular season appearances from Sept 6-Oct. 4...it was the 4th-longest scoreless streak by an SD reliever in '22, trailing Tim Hill (18.2 IP), Nick Martinez (15.0) and Adrian Morejon (13.2).
- He was 1 of 9 ML relievers and 4 NL relievers to allow 0 HR from May 23 thru the end of the reg season (min. 30.0 IP).
- Became 1 of 6 relievers in MLB history to allow 0 ER across 20+ home app in a regular season single campaign, with STL's Kevin Siegrist in 2013 being the last to do so...allowed 12 ER in 23.2 IP in 24 regular season road app (4.56 ERA).
- Limited hitters to a .176 clip...LHH were 13-for-72 (.181).
- Per Statcast, he relied on 5 pitches: 4-Seam Fastball (43.6%), Sinker (22.2%), Changeup (21%), Cutter (8.7%) and Curveball (4.5%)...opponents were just 4-for-45 (.089 AVG) vs. his changeup and 14-for-62 vs. his 4-seamer, which averaged 97.9 mph (94th percentile in fastball velocity).
- He posted a -.41 run value per 100 sinkers throw in 2022, 3rd-best among pitchers with at least 25 plate appearances using the pitch, according to Statcast...the run value metric measures the impact of an event based on the runners on base, outs and the count...opponents hit just .139 against the sinker with a .139 SLG.

ROBERT SUAREZ

POSTSEASON: His 7 Postseason appearances tied with Nick Martinez for most among all SD hurlers during the club's run to the NLCS...he was scoreless in each of his first 5 career Postseason outings across the Wild Card Series vs. NYM and NLDS vs. LAD after ending the regular season with 13 consecutive scoreless appearances.

- Made his Postseason debut in the 8th inning of Game 1 of the Wild Card Series vs. the Mets on Oct. 7 in SD's 7-1 victory, retiring all 3 batters he faced on 7 pitches (5 strikes)...he became 1 of 5 SD relievers to retire all 3 batters he faced in 1.0 inning of work in 7 pitches-or-fewer, joining Emilio Pagan (2020), Trevor Hoffman and Clay Hensley (2006) and Mark Langston (1998).
- Relieved Joe Musgrove in the 8th of SD's decisive 6-0, Game 3 Wild Card victory vs. NYM on Oct. 9, striking out 2 of the 3 batters he faced on 11 pitches...he retired all 6 batters he faced in the Wild Card series vs. the Mets on 18 pitches.
- Earned a hold in Games 2 thru 4 of the NLDS vs. LAD... entered G2 at Dodger Stadium in the 6th inning on Oct. 12 in relief of Yu Darvish with 0 outs and runners at 1st and 3rd...he struck out Justin Turner and induced an inning-ending, 4-6-3 ground ball double play...with 1 out in the 7th inning, after a single by Cody Bellinger and a double by Mookie Betts, he induced a groundout to 3B (Justin Turner), intentionally walked Freddie Freeman, and got Will Smith to line out to CF in SD's 5-3 victory...he became the 1st rookie in Padres history to enter a Postseason game in relief, strand multiple inherited runners, and pitch multiple scoreless innings...the last SD hurler overall to do so in the Postseason was Donne Wall on October 18, 1998 @ NYY (2.2 scoreless IP with 2 inherited runners stranded).
- Entered Game 3 of the NLDS on Oct. 14 in the 8th inning and earned his 2nd consecutive hold, tossing a scoreless 8th frame in SD's 2-1 victory...tossed a perfect 8th inning in SD's 5-3, series-clinching Game 4 victory on Oct. 15 for his 3rd consecutive hold.
- Entered Game 2 of the NLCS Wed vs. PHI in the 8th inning, and allowed his first run of the season (reg + Post) at home...he was scoreless in all 23 app. and 26.0 IP at Petco Park prior to that outing...he was also scoreless in each of his prior 18 app and 19.1 IP overall dating back to Sept. 6.
- He posted a 19.1-scoreless inning streak across his final 13 regular season appearances and his first 5 Postseason appearances before having the streak snapped in Game 2 of the NLCS on Oct. 19...he allowed an 8th inning solo home run to Rhys Hoskins in SD's 8-5 victory.
- Tagged with his first losing decision since his Major League debut in Game 5 of the NLCS on Oct. 23 in SD's 4-3, season-ending defeat...entered the game in the 7th inning in relief of Yu Darvish with Bryson Stott at 2nd base and got out of the inning unscathed...in the 8th inning, he allowed a leadoff single to J.T. Realmuto before surrendering a go-ahead 2-run homer to Bryce Harper.

2021

- Spent the 2021 season pitching for the Hanshin Tigers in Japan's Nippon Professional Baseball Organization and went 1-1 with a 1.16 ERA (8 ER, 62.1 IP), 0.77 WHIP (40 H, 8 BB) and 58 SO (25.3% SO rate) over 62 relief app.
- Led NPB pitchers with 42 saves...posted a 3.5 BB% (2 IBB).
- Set a Hanshin club record with saves in 14 straight mound app, breaking the previous record of 11 set by Kyuji Fujikawa, who went on to pitch for the CHC (2013-14) and TEX (2015).
- Allowed 5.8 hits/9 IP, the lowest ratio of his 5-year stay in Japan...allowed 40 hits to the 229 batters he faced, but not one was a HR...posted NPB career highs in app. (62) and IP (62.1)

2020

- In his 1st season with Hanshin, went 3-1 with a 2.24 ER (13 ER, 52.1 IP), 1.05 WHIP, 25 saves and 50 SO to 9 BB.
- His 25 saves led the Central League and owed just 2 HR to the 208 batters he faced.

2019

- Made just 9 app. in his 3rd season with the Fukuoka SoftBank Hawks, going 0-4 with a 5.74 ERA (17 ER, 26.2 IP), 27 SO against 20 BB and 6 HR allowed.

2018

- In his 2nd season with SoftBank, made just 11 app., going 1-1 with a 6.30 ERA (7 ER, 10.0 IP), 10 SO and 5 BB.

2015-17

- Made 2 scoreless app. in **2017** for Team Venezuela during the World Baseball Classic, but injured his elbow during the tournament, eventually needing Tommy John surgery.
- Made his NPB debut in **2016** with Softbank in 2016 with a 3.19 ERA, 2-6 record, 1 save, 26 holds and 64 SO against 18 BB.
- Began his professional career in **2015** with a 23-save season in 2015 with the Saraperos de Saltillo, the Triple-A Mexican League, where he fanned 48 batters vs. 7 BB over 47.1 IP... allowed just 1 ER in his final 22 appearances, including scoreless outings in his final 12 appearances.

PERSONAL

- Worked as a security guard at a supermarket and in construction in Venezuela in his early 20s, pitching solely on the weekends in amateur and independent leagues.
- His brother, Albert, pitches for the Baltimore Orioles, and also pitched in Nippon Professional Baseball for the Tokyo Yakult Swallows.

ROBERT SUAREZ



NIPPON PROFESSIONAL BASEBALL (JAPAN)

Year	Team	G	W	L	SV	HLD	HP	CG	SHO	PCT	BF	IP	H	HR	BB	HB	SO	WP	BK	R	ER	ERA	
2016	SoftBank	58	2	6	1	26	28	0	0	.250	223	53.0	0.2	49	5	18	1	64	2	0	21	19	3.19
2018	SoftBank	11	1	1	0	3	4	0	0	.500	51	10.0	0.2	15	1	5	1	10	0	0	7	7	6.30
2019	SoftBank	9	0	4	0	0	0	0	0	.000	126	26.0	0.2	28	6	20	1	27	2	0	18	17	5.74
2020	Hanshin	51	3	1	25	8	11	0	0	.750	208	52.0	0.1	36	2	19	0	50	2	0	15	13	2.24
2021	Hanshin	62	1	1	42	0	1	0	0	.500	229	62.0	0.1	40	0	8	0	58	1	0	9	8	1.16
Totals		191	7	13	68	37	44	0	0	.350	837	205.0		168	14	70	3	209	7	0	70	64	2.81

ROBERT SUAREZ CAREER PITCHING

Season	Team	Level	W	L	ERA	G	GS	CG	SV	SVO	IP	H	R	ER	HR	HB	BB	SO	WHIP	AVG	AB	WP	GIDP	TBF	NP-S
2015	SLT	AAA	5	0	1.71	43	0	0	23	26	471	38	9	9	1	3	7	48	0.95	.222	171	2	6	182	669 - 454
2022	A-PAD	ROK	0	0	0.00	1	1	0	0	0	1.0	0	0	0	0	0	3	0.00	.000	3	0	0	3	9-Sep	
2022	ELP	AAA	0	0	9.00	3	0	0	0	0	3.0	4	4	3	2	0	1	3	1.67	.308	13	0	0	14	61 - 45
2022	SD	MLB	5	1	2.27	45	0	0	1	4	472	29	13	12	4	4	21	61	1.05	.176	165	2	2	191	801 - 506
2022	2 Teams	Minors	0	0	6.75	4	1	0	0	0	4.0	4	4	3	2	0	1	6	1.25	.250	16	0	0	17	70 - 54
2023	A-PAD	ROK	0	0	6.75	3	1	0	0	0	2.2	4	3	2	0	1	1	3	1.88	.333	12	0	0	14	25 - 19
2023	LE	A	0	0	13.50	1	0	0	0	0	0.2	1	1	1	1	0	3	0	6.00	.500	2	0	0	5	23 - 9
2023	ELP	AAA	0	0	16.20	2	0	0	0	1	1.2	4	3	3	0	0	1	1	3.00	.500	8	0	0	10	44 - 25
2023	SD	MLB	4	3	4.23	26	0	0	0	3	272	15	13	13	4	0	10	24	0.90	.155	97	0	0	108	449 - 291
2023	3 Teams	Minors	0	0	10.80	6	1	0	0	1	5.0	9	7	6	1	1	5	4	2.80	.409	22	0	0	29	92 - 53
2024	SD	MLB	9	3	2.77	65	0	0	36	42	65.0	52	21	20	7	0	16	59	1.05	.217	240	1	5	258	977 - 655
Career	SD	MLB	18	7	2.89	136	0	0	37	49	140.1	96	47	45	15	4	47	144	1.02	.191	502	3	7	557	2227 - 1452
Career	4 Teams	Minors	5	0	2.88	53	2	0	23	27	56.1	51	20	18	4	4	13	58	1.14	.244	209	2	6	228	831 - 561

WILD CARD

Season	Team	Level	W	L	ERA	G	GS	CG	SV	SVO	IP	H	R	ER	HR	HB	BB	SO	WHIP	AVG	AB	WP	GIDP	TBF	NP-S
2022	SD	MLB	0	0	0.00	2	0	0	0	0	2.0	0	0	0	0	0	0	2	0.00	.000	6	0	0	6	18 - 15
2024	SD	MLB	0	0	0.00	2	0	0	1	1	2.0	1	0	0	0	0	0	0	0.50	.143	7	0	0	7	22 - 14
Career	SD	MLB	0	0	0.00	4	0	0	1	1	4.0	1	0	0	0	0	0	2	0.25	.077	13	0	0	13	40 - 29

DIVISION SERIES

Season	Team	Level	W	L	ERA	G	GS	CG	SV	SVO	IP	H	R	ER	HR	HB	BB	SO	WHIP	AVG	AB	WP	GIDP	TBF	NP-S
2022	SD	MLB	0	0	0.00	3	0	0	0	0	4.0	3	0	0	0	0	1	3	1.00	.214	14	0	1	15	50 - 36
2024	SD	MLB	0	0	0.00	1	0	0	1	1	1.1	0	0	0	0	0	0	2	0.00	.000	4	0	0	4	17 - 11
Career	SD	MLB	0	0	0.00	4	0	0	1	1	5.1	3	0	0	0	0	1	5	0.75	.167	18	0	1	19	67 - 47

LEAGUE CHAMPIONSHIP SERIES

Season	Team	Level	W	L	ERA	G	GS	CG	SV	SVO	IP	H	R	ER	HR	HB	BB	SO	WHIP	AVG	AB	WP	GIDP	TBF	NP-S
2022	SD	MLB	0	1	9.00	2	0	0	0	1	3.0	4	3	3	2	0	1	4	1.67	.333	12	0	1	13	44 - 34
Career	SD	MLB	0	1	9.00	2	0	0	0	1	3.0	4	3	3	2	0	1	4	1.67	.333	12	0	1	13	44 - 34

POSTSEASON (COMBINED)

Season	Team	Level	W	L	ERA	G	GS	CG	SV	SVO	IP	H	R	ER	HR	HB	BB	SO	WHIP	AVG	AB	WP	GIDP	TBF	NP-S
2022	SD	MLB	0	1	3.00	7	0	0	0	1	9.0	7	3	3	2	0	2	9	1.00	.219	32	0	2	34	112 - 85
2024	SD	MLB	0	0	0.00	3	0	0	2	2	3.1	1	0	0	0	0	0	2	0.30	.091	11	0	0	11	39 - 25
Career	SD	MLB	0	1	2.19	10	0	0	2	3	12.1	8	3	3	2	0	2	11	0.81	.186	43	0	2	45	151 - 110

ALL-STAR

Season	Team	Level	W	L	ERA	G	GS	CG	SV	SVO	IP	H	R	ER	HR	HB	BB	SO	WHIP	AVG	AB	WP	GIDP	TBF	NP-S
2024	NL	MLB	0	0	0.00	1	0	0	0	0	0.2	0	0	0	0	0	0	2	0.00	.000	2	0	0	2	8-7
Career	NL	MLB	0	0	0.00	1	0	0	0	0	0.2	0	0	0	0	0	0	2	0.00	.000	2	0	0	2	8-7

CAREER TRANSACTIONS

OPTIONS USED: 0/3

2021 Signed by SD as a Major League free agent, December 1

2022 Re-signed by SD as a Major League free agent thru 2027 (player opt-out clause after 2025), November 17



BRETT SULLIVAN

Height: 6-0 Bats: L
Weight: 191 Throws: R

X @brettsully
@brettsully

29

C

Full Name	Brett Charles Sullivan
Date of Birth	February 22, 1994 in Stockton, California
Current Residence	Scottsdale, Arizona
2025 Opening Day Age	31
MLB Service Time	0.110
How Obtained	Acquired by SD from MIL along with OF Korry Howell in exchange for C Victor Caratini and cash considerations on April 6, 2022
Contract Status	Signed through 2025

QUICK HITS

- In parts of 9 minor league seasons between TB and SD, entered 2025 having hit .275 (909-for-3300) in 867 minor league games with 91 home runs, 522 RBI, 266 walks and 100 stolen bases.
- Made his MLB Debut on April 18, 2023 with SD vs. ATL and notched his 1st ML hit 4 games later with a single in the 7th inning on April 27 @ CHC off Mark Leiter Jr.
- On May 3, 2023 vs. CIN, connected with his 1st career home run amidst his 1st multi-hit effort. Became the first Padres' rookie with a 4 RBI game since Jake Cronenworth on Aug. 22, 2020 vs. HOU. He also became the first San Diego rookie catcher with 4-or-more RBI in a game since Francisco Mejia on Sept. 16, 2018 vs. TEX (walk-off grand slam).
- Acquired by SD the day before Opening Day on April 6, 2022 from MIL in a 3-player deal that sent C Victor Caratini to MIL.

2024 SEASON

- Spend the majority of his 9th minor league season with Triple-A El Paso, setting a career high in extra-base hits (48) and hitting .264 (104-for-394) in 100 games...had 2 stints at the Major level, playing in 7 games with the Padres and going 3-for-16 (.188) with 1 home run, 2 RBI, 1 walk and 1 run scored.
- 70 of his 100 of his games at the Triple-A level were behind the plate (69 starts as catcher), and he committed just two errors in 663 total chances for a .997 fielding percentage.
- For the Padres, played in 5 games at catcher (4 starts), and he committed just 1 error in 46 total chances and 37.0 innings behind.
- Began the season with ELP, and he played in just 8 games before being recalled for the first time in 2024 on April 10...in those 8 games, hit .472 (17-for-36) with a pair of 5-hit games, 2 doubles, 2 triples, 1 home run, 11 RBI and 5 runs scored.
- Optioned back to ELP on April 16...was named Pacific Coast League player of the Week on May 12...at the time of the award, in his 26 games played for ELP, he hit .327 with ELP with 18 XBH (11 2B, 2 3B, 5 HR).
- From April 16-June 20, he played in 46 games and hit .244 (44-for-180) before being recalled by San Diego for the second time on June 22...prior to being recalled, was riding

ACCOLADES

Pacific Coast League Player of the Week (May 12, 2024 - El Paso)

2x MiLB.com Organization All-Star (2016 & '19, TB)

Southern League Mid-Season All-Star (2018, Montgomery)

Florida State League Mid and Post-Season All-Star (2017, Charlotte)

Midwest League Mid-Season All-Star (2016, Bowling Green)

Midwest League Player of the Week (June 19, 2016 - Bowling Green)

an 8-game hitting streak.

- Hit .214 (3-for-14) with a homer and 2 RBI in 4 games with the Padres in his second stint at the big league level before being optioned back to ELP on July 12, where he remained for the balance of the season.
- In his final 46 games for ELP from July 19-Sept. 21, hit .242 (43-for-178) with a .340 OBP, .416 SLG, 9 doubles, 2 triples, 6 homers, 17 RBI, 26 walks and 33 runs scored.
- At the Triple-A level in 2024, the left-handed batter hit .168 (16-for-95) against southpaws and .292 (88-for-95) off righties.

2023

- Made his Major League debut on April 18 vs. ATL and notched his 1st Major League hit 4 games later with a single in the 7th inning on April 27 @ CHC.
- Concluded his 1st Major League season making 24 starts at catcher and appearing in 33 games, where he tallied 3 2Bs, 1 HR, and 6 RBI at a .210 clip (17-for-81) with a .244 OBP and .284 SLG.
- Behind the plate, turned in a .982 fielding percentage (4 E/226 TC) across 220.0 innings...also made 1 appearance at third base on Sept. 10 @ HOU (1.0 INN).
- May 3 vs. CIN, connected with his 1st career home run amidst his 1st multi-hit effort...became the 1st Padres' rookie with a 4 RBI game since Jake Cronenworth on Aug. 22, 2020 vs. HOU.
- He also became the first San Diego rookie catcher with 4-or-more RBI in a game since Francisco Mejia on Sept. 16, 2018 vs. TEX (walk-off grand slam).
- Recalled Sept. 1 and made 10 starts at catcher, slashing .265/.324/.265 with 1 RBI across 12 games.

BRETT SULLIVAN



- Capped his rookie campaign hitting safely in 6 of his 12 games, while reaching base in 7 of those contests.
- Collected 3 multi-hit efforts across his last 8 games...had just 1 multi-hit game in his previous 20 games.

2022

- Acquired by SD from MIL along with Korry Howell on April 6, 2022 in exchange for C Victor Caratini and cash considerations.
- Spent all of 2022 with El Paso (AAA) and was 1 of 4 Chihuahuas to play in 100+ games (113) with 400+ at-bats (421)...he posted career highs in runs scored (73), RBI (tied, 81) and walks (38).
- His 13 sacrifice flies were the 2nd-most in all of minor league baseball, trailing only Blaine Crim's 14.
- Made 64 appearances at catcher, 15 at third base and 13 in left field.
- Collected 1 of the Chihuahuas' 10 walk-off hits on April 30 vs. Reno on an RBI-single with 2 on and 2 outs in the 9th inning.
- Hit safely in 14 of his first 17 games from April 7-May 5 at a .333 clip (19-for-57) with 5 XBH (2 2B, 3 HR)...hit .196 (10-for-51) in May before hitting .349 (29-for-83) in June, .265 (22-for-83) in July, .278 (22-for-79) in August and .274 (20-for-73) in September.
- Hit .319 (66-for-207) with 23 XBH in 55 games at home vs. a .252 clip (54-for-214) with 20 XBH in 58 away games.
- The left-handed hitter batted .303 (97-for-320) with 7 HR vs. righties and .228 (23-for-101) with 2 HR vs. lefties.
- He hit .294 (42-for-143) with RISP, including 8-for-19 (.421) with the bases loaded.
- Spent the majority of the season batting in the 5th slot (45 G, .291 AVG) of the Chihuahuas' batting order, and also batted 7th 20 times (.250 AVG), 6th 19 times (.254), 4th 12 times (.273), 3rd nine times (.300), 9th 3 times (.667) 2nd twice (.444), 8th twice (.333) and lead off once (.1000).
- When he got ahead in counts, he was a .307 hitter (43-for-140) with 7 of his 9 HR...when he fell behind, he hit .183 (24-for-131).

2015-21

- Was a non-roster invitee to TB's Major League Spring Training in his final season with the Rays' organization in **2021**...spent all of 2021 with Durham (AAA), batting .223 (69-for-309) with 9 HR and 35 RBI across 90 games played...

BRETT SULLIVAN



following the season played for Escogido in the Dominican Winter League (14g, .273, 0hr, 5rbi).

- Signed as a free agent with Milwaukee on November 30... was a non-roster invitee to ML Spring Training in **2020** with the Rays at the time of the COVID-19 shutdown...appeared in 5 games with the Sugar Land Lightning Sloths of the independent All-American Baseball Challenge before he was added to TB's 60-man Player Pool roster on July 28... following the season played for Escogido in the Dominican Winter League (11 G, .243 AVG, 2 HR, 4 RBI).
- Spent all of **2019** at Double-A Montgomery for the 2nd consecutive season...batted .280 with 10 HR, 51 RBI and 21 SB in 102 games...played mostly left field (56 starts)...ranked among the Southern League leaders in doubles (T-6th, 25), SLG (8th, .459), OPS (9th, .792), stolen bases (T-9th, 21), AVG (10th, .280) and XBH (10th, 40)...hit for the cycle in a

5-1 win on June 5 vs. Tennessee, the second cycle in club history (4-for-4, 3 R, 2B, 3B, HR, 2 RBI).

- Earned his 1st non-roster invitation to TB's ML Spring Training in **2018**...batted .266 with 7 HR, 65 RBI and 17 SB in 111 G @ Montgomery (AA)...his 65 RBI tied for 7th in the league...Earned Southern League Mid-Season All-Star honors and was named Southern League Player of the Week for Aug. 27-Sept. 3, batting .481 (13-for-27) with 1 HR and 9 RBI.
- Batted .294 in **2017** with 8 HR, 74 RBI and 18 SB in 107 G between Class-A Charlotte (83 G) and Double-A Montgomery (24 G)...was a Florida State League Mid and Post-Season All-Star...his 67 RBI tied for second in the league...his 74 RBI overall ranked 2nd among Rays Minor League players, trailing only Jesús Sánchez (82)...following the season played for the Surprise Saguaros in the Arizona

BRETT SULLIVAN



Fall League (14 G, .313, 0 H, 11 RBI).

- In **2016**, batted .283 with 13 HR, 81 RBI and 17 SB in 118 games at Bowling Green (A), and appeared at catcher for the first time in his professional career (65 starts), earning Midwest League All-Star honors....ranked among the league leaders in RBI (T2nd, 81), runs (T3rd, 75), doubles (T6th, 34), extra-base hits (T6th, 47), total bases (T8th, 206), hits (10th, 133) and HR (T10th, 13)...his 81 RBI led Rays Minor League players...named Midwest League Player of the Week for June 13-19, batting .500 (13-for-26) with 11 RBI.
- Batted .260 in **2015** with 11 HR and 31 RBI in 64 games at Class-A Princeton, all at third base...led the Appalachian League in XBH (34) and ranked among the league leaders in total bases (T-2nd, 128), runs (T-3rd, 47), HR (T-3rd, 11), 2B (T-3rd, 20) and hits (T-7th, 69).

PERSONAL

- Is married...wife's name is Hunter...the couple have a son named Hudson.
- Graduated from Lincoln (CA) High School, where he also played football and basketball.
- Attended the University of the Pacific, where he became the 1st player in program history to hit for the cycle (sophomore).
- Was originally drafted by Tampa Bay as an infielder in 2015 (17th round).
- Brother, Tyler, a year older, also played for Pacific and was selected by the White Sox in the same draft (14th round).
- Co-founded a nutritional dog treat company with his brother called Barkley's Bag.

BRETT SULLIVAN CAREER BATTING

Season	Team	League	AVG	G	AB	R	H	2B	3B	HR	RBI	BB	SO	SB	CS	OBP	SLG	OPS	PA	HBP	SAC	SF	GIDP
2015	PRN	ROK	.260	65	265	47	69	20	3	11	31	10	35	5	0	.296	.483	.779	281	4	1	1	4
2016	BG	A(Full)	.283	118	470	75	133	34	0	13	81	24	70	17	4	.314	.438	.752	501	0	1	6	11
2017	CHA	A(Adv)	.301	83	326	44	98	19	5	8	67	14	29	14	4	.330	.463	.793	345	2	0	3	4
2017	MTG	AA	.272	24	92	12	25	5	0	0	7	3	11	4	0	.302	.326	.628	96	1	0	0	0
2017	2 Teams	Minors	.294	107	418	56	123	24	5	8	74	17	40	18	4	.324	.433	.757	441	3	0	3	4
2018	MTG	AA	.266	111	421	47	112	19	4	7	65	34	55	17	7	.322	.380	.702	466	4	0	7	7
2019	MTG	AA	.280	102	364	53	102	25	5	10	51	32	48	21	5	.333	.459	.792	403	0	1	6	2
2021	DUR	AAA	.223	90	309	48	69	20	0	9	35	31	54	7	4	.302	.375	.677	345	4	1	0	2
2022	ELP	AAA	.285	113	421	73	120	28	6	9	81	38	58	3	0	.339	.444	.783	475	3	0	13	8
2023	ELP	AAA	.328	61	238	45	78	22	1	7	41	32	27	9	3	.401	.517	.918	279	2	0	7	5
2023	SD	MLB	.210	33	81	7	17	3	0	1	6	4	19	0	0	.244	.284	.528	86	0	0	1	1
2024	ELP	AAA	.263	101	396	70	104	25	6	17	63	49	60	3	0	.347	.485	.832	453	4	0	4	9
2024	SD	MLB	.188	7	16	1	3	0	0	1	2	1	4	0	0	.235	.375	.610	17	0	0	0	0
Career	SD	MLB	.206	40	97	8	20	3	0	2	8	5	23	0	0	.243	.299	.542	103	0	0	1	1
Career	6 Teams	Minors	.276	868	3302	514	910	217	30	91	522	267	447	100	27	.330	.442	.772	3644	24	4	47	52

CAREER TRANSACTIONS

OPTIONS USED: 3/3

- 2015** Signed by TB as a 17th-round selection in the First-Year Player Draft, June 20
- 2021** Signed by MIL as a Major League free agent, November 21
- 2022** Acquired by SD from MIL along with OF Korry Howell in exchange for C Victor Caratini and cash considerations, April 6



FERNANDO TATIS JR.

Height: 6-4 Bats: R
Weight: 221 Throws: R

23 OF

[tah-TEES]
tatis_jr
tatis

Full Name	Fernando Gabriel Tatis Medina Jr.
Date of Birth	January 2, 1999 in San Pedro De Macoris, Dominican Republic
Current Residence	San Pedro De Macoris, Dominican Republic
2025 Opening Day Age	26
MLB Service Time	5.120
MLB Debut	March 28, 2019 vs. SF (with SD)
How Obtained	Acquired from CWS along with Erik Johnson in exchange for James Shields and cash considerations on June 4, 2016
Contract Status	Signed through 2034

QUICK HITS

POSTSEASON POWER In 2024, played in his second-career Postseason (also 2020) and his first in front of fans, and hit a team-leading 4 home runs and had the highest average (.423), OBP (.500), SLG (1.000), and OPS (1.500) of any Padre in Postseason history (min. 30 PA). Among all players in MLB Postseason history with at least 30 PA's, his 1.500 OPS is the 4th highest of any player in a single Postseason run, behind just Carlos Beltrán (1.557 OPS in 2004), Barry Bonds (1.559 OPS in 2002) and Manny Ramirez (1.747 OPS in 2008).

GOOD AS GOLD (AND PLATINUM) Won his first career Gold Glove (RF) and Platinum Glove (NL) in 2023 after finishing his 1st full season in the OF. Led MLB with 29 defensive runs saved (FanGraphs), had the 2nd-most putouts of any NL right fielder (282) and he was the 1st right fielder to ever win a Platinum Glove.

TRAINER'S TABLE In 2024, missed 57 games on the Injured List from June 24 - Sept. 1 with a right femoral stress reaction. In 2022, had left shoulder surgery on September 6, performed in Los Angeles by Dr. Neal ElAttache. Also underwent two surgeries on the scaphoid bone in his left wrist (in March and October 2022).

SILVER SLUGGER Became the 1st SS in MLB history to win multiple Silver Slugger awards (2021-22) before turning 23.

STATUE NUMBERS Became the fastest player in club history to reach 50 home runs (171 games), 200 hits (173), 100 runs scored (122), and 90 XBH (90).

HEY NOW, YOU'RE AN ALL-STAR Was a fan-elected National League All-Star starter as an outfielder in 2024, though he did not play in the Midsummer Classic due to injury (right femoral stress reaction). Has been an All-Star as a SS and an outfielder, having started at SS for the National League in the 2021 All-Star Game in Denver. At the time, he became the 1st Padre voted into an All-Star Game start since Tony Gwynn in 1999.

WELCOME TO THE SHOW Was on the cover of Sony's MLB® The Show™ 21, becoming the youngest player to be on the cover and the 1st Padre (game debuted in '06).

BOOM, SIGNED On February 22, 2021, the Padres signed Tatis to a 14-year contract through the 2034 season, the longest contract in MLB history.

ACCOLADES

2x NL All-Star (2021 & 2024, SD)

Platinum Glove Award (2023, NL)

Gold Glove Award (RF, 2023)

2x All MLB First Team (SS, 2020-21)

2x NL Silver Slugger Award (SS, 2020-21)

NL MVP Voting (2020, 4th & 2021, 3rd)

2x NL Player of the Month (July-August 2020 & May 2021)

2x NL Player of the Week (Aug. 10, 2020 & April 25, 2021)

MLBPAA Padres Heart and Hustle Award (2019, SD)

Baseball America Major League All-Rookie Team (2019, SD)


Rookie of the Year Voting (2019, finished 3rd)

Futures Game Selection (2018, World Roster)

2024 SEASON

- In his fifth Major League season, hit .276 (110-for-398) in 102 games with 21 doubles, one triple, 21 home runs, 49 RBI, 64 runs scored, and 11 stolen bases...in the 2024 Postseason, had the highest batting average (.423), OBP (.500), SLG (1.000), and OPS (1.500) of any Padre in Postseason history with at least 30 plate appearances.
- May 21 @ CIN, collected his 500th career hit...the last player to reach the 500-hit mark in as few games was teammate Luis Arraez (500th on May 17, 2023 in his 428th game)...at 25 years and 140 days old, became the 3rd-youngest Padre to reach the 500-hit mark...was older than only Gary Sheffield (24 years and 170 days) and Tony Gwynn (25 years and 101 days old).
- From May 21 to June 12, had a career-long 22-game on-base streak, and he collected a hit in 20 of those 22 games at a .348 clip with six doubles, five HR, and 11 RBI.
- Had a career-long, 17-game hitting streak, batting .400 (28-for-70) from May 25 to June 11...had 7 multi-hit efforts with five doubles, 5 home runs, and 9 RBI during the span, and it marked the longest hitting streak by a Padre since Adrian Gonzales' 17 consecutive games with a hit in 2006.
- Tied the Padres' franchise record by recording a hit in 8 consecutive at bats with his 3rd hit of the night in the 5th inning (from June 4-6)...it had been done 5 times prior, most

FERNANDO TATIS JR.




recently by Kevin Kouzmanhoff (Aug. 12-13, 2009).

- From June 6-11, had 6 consecutive games with an XBH (three doubles and three HR)...was one game shy of matching his career streak of 7 consecutive games (2020).
- Matched his career high with 4 hits on June 20 vs. MIL for the 8th time in his career, and 2nd time this season (other: June 5 @ LAA).
- Missed 57 games on the Injured List from June 24 - September 1 with a right femoral stress reaction...was placed on the 10-Day IL on June 24th, transferred to the 60-Day IL on August 21, and reinstated from on September 2...on June 21 vs. MIL, exited the game in B5 after sustaining a left triceps contusion after being hit by a pitch in the third inning.
- Was selected as a National League starter in the 2024 All-Star game, though he did not play due to injury (right femoral stress reaction)...it was his 2nd All-Star selection (with his first being in 2021)...was 1 of 5 Padres to be

selected to the NL All-Star team (also: Jurickson Profar, Jackson Merrill, Luis Arraez and Robert Suarez)...with him and Profar, the Padres had multiple fan-elected starters for the 7th time in team history, and the 1st since 1997 (Tony Gwynn & Ken Caminiti)...with Profar, Tatis, and Merrill, it was the 1st time the Padres have ever had three outfielders selected to an All-Star team.

- Had the lowest swing-and-miss percentage in a season in his career (28.1%), and his 38.1 percent of swings put in play was his highest in a single campaign.
- His .833 OPS was his highest since his .975 OPS in 2021.
- Struck out 96 times in 438 plate appearances, and his 21.9 strikeout percentage was the lowest in a season in his career...also drew just 32 walks, and his 7.3 walk percentage was also his lowest in a season.
- Logged his 1st career walk-off hit with his single to LF in the B-10th on September 5 vs. DET...later logged his 2nd-career

FERNANDO TATIS JR.



walk-off with a 2B to RF in the B-10th for a 3-2 win on Sept. 20 vs. CWS.

- Finished the season logging a hit in 13 of his last 16 games from Sept. 10-29 (.288 BA), and had an XBH in 6 of his last 10 games (5 doubles and 3 HR).

POSTSEASON: Played in all 7 Padres' Postseason games between the Wild Card Series vs. ATL and the NLDS vs. LAD, batting .423 (11-for-26) with 3 doubles, 4 home runs, 7 RBI, 3 walks, and 8 runs scored...had the highest average (.423), OBP (.500), SLG (1.000), and OPS (1.500) of any Padre in Postseason history with at least 30 plate appearances.

- In the NLDS alone, had an extra-base hit in 4 of the 5 games, batting .350 (7-for-20) with 3 doubles, 3 home runs, 5 RBI, and 6 runs scored for a 1.359 OPS...his sole hitless game was in the decisive Game 5 of the NLDS at Dodger Stadium...with 3 home runs in the NLDS, finished 1 HR shy of the NLDS record: only Carlos Beltrán (4 in the 2004 NLDS with HOU) and Nick Castellanos (4 in 2023 with PHI) had more.
- His 11 hits and 4 home runs in the Postseason led the Padres and were the most of any player on a club that failed to advance past the 2024 Division Series.
- Among all players in MLB Postseason history with at least 30 PA's, his 1.500 OPS in the 2024 playoffs was the 4th highest of any player in a single Postseason run, behind just Carlos Beltrán's 1.557 OPS in 2004, Barry Bonds' 1.559 OPS

in 2002, and Manny Ramirez's 1.747 OPS in 2008.

- Has hit safely in 12 of his 13 career Postseason games.
- Between 2020 and 2024, his 6 HR and 12 RBI in that timeframe alone rank 2nd all-time in Postseason franchise history, trailing only Manny Machado's 7 HR and 13 RBI in the same timeframe.
- 7 of his 11 hits went for extra bases, tied with Manny Machado (also 7 in 2022) for most extra-base hits by a Padre in a single Postseason in franchise history.
- Across his 1st 5 games in the 2024 playoffs, hit 4 HR without striking out once...the only other player in MLB history to have 4+ HR and 0 SO over any 5-game span in the Postseason was Lou Gehrig from 1928-32 (h/t @OptaStats).
- Hit 2 home runs on October 6 @ LAD in Game 2 of the NLDS, and it was his 2nd-career Postseason multi-homer game (1st was on Oct. 1, 2020 vs. STL)...he became the only Padre in club history to have 2 multi-homer Postseason games, and also became the 1st player in MLB history with two multi-homer Postseason games before turning 26.
- His double in Game 1 of the NLDS on October 5th @ LAD was hit 118.9 mph off the bat, which marked the hardest hit ball of his career (regular or Postseason).
- The 39 degree launch angle on his home run in Game 1 of the Wild Card Series vs. ATL on October 1st was his highest launch angle ever on a home run (regular or Postseason)...

FERNANDO TATIS JR.



the home run was also the fourth anniversary of his 1st Postseason home run (hit two HR on Oct. 1, 2020 vs. STL at Petco in the Wild Card series vs St. Louis).

2023

- Began his 4th Major League campaign on April 20 after serving an 80-game suspension for testing positive for a banned substance (issued on Aug. 12, 2022).
- Slashed .257/.322/.449 and tallied 91 runs, 148 hits, 33 2B, 1 3B, 25 HR, 78 RBI and 29 SB with 53 BB against 141 SO in 141 games.
- Notched career highs in games, plate appearances, at-bats, hits, 2B and SB.
- Ranked among the top NL outfielders in runs (10th) and 2B (T-8th), while his 29 SB ranked 10th among all NL players.
- Joined Hanley Ramirez and Mike Trout as 1 of just 3 Major Leaguers all-time to have multiple seasons (2021, 2023) with 30-2B, 25-HR & 25-SB before their age 25 season.
- Joined Ha-Seong Kim as the Padres' Gold Glove Award recipients and was the first Padre and right fielder in the Majors to receive a Rawlings Platinum Glove after wrapping his first full season in the outfield. Logged 137 games across 1175.1 innings at a .980 fielding percentage with a Major-League leading 29 defensive runs saved (Fangraphs) and the 2nd-most putouts of any NL right fielder (282)...also led

Major League right fielders in outs above average (11 OAA in RF) per Statcast, while his 12 outfield assists in right ranked 2nd in the league at the position (behind Lane Thomas' 16)... overall, his 12 outfield assists ranked T-3rd in the NL.

- Tatis Jr. joined Kim and just 4 other players to win a Gold Glove in their first season at a new position (others: CHC Ryne Sandberg 1983, CIN Pokey Reese 1999, TOR Marcus Semien 2021 and BAL Ramón Urías 2022)...it was also the first time since 1996 the Padres have had multiple Gold Glove winners in a single season (Steve Finley, Ken Caminiti).
- Became the first right fielder to win a Platinum Glove since the award was established in 2011.
- Per Statcast, Tatis recorded 9 outs with a 26-50% catch probability, tied with COL's Brenton Doyle for the most of any OF in 2023, and he missed just 2 of the 11 plays with such a catch probability for a National League-leading 81.8 % success rate...Tatis also ranked 2nd in the National League in average arm strength of 96.6 mph (Statcast), trailing just COL Nolan Jones' 98.9 mph...arm strength is calculated by taking the average of top 10% of the fielder's throws, with a minimum of 50 throws to qualify.
- His 134 games started in RF ranked 4th in the NL behind Ronald Acuna Jr. (156 GS), Nick Castellanos (148), and Lane Thomas (148).
- With his 25 HR, he combined with Juan Soto (35 HR) and

FERNANDO TATIS JR.

Manny Machado (30) as the 3rd trio with 25+ HR in San Diego history (other: 2001, 2019).

- Additionally, joined 6 other players in 2023 to hit 30+ 2B, 25+ HR, 75+ RBI and steal 25+ bags – accompanying, Ronald Acuña Jr., Julio Rodriguez, Francisco Lindor, Kyle Tucker, Trea Turner and Corbin Carroll.
- Aug. 2 @ COL, became the 4th-fastest player in MLB history to reach 100 career HR...there are 12 active players who have reached the centennial mark prior to their age 25 season, including Juan Soto (160 HR) and Manny Machado (138 HR)...became the 1st player in franchise history to accomplish the feat as a Padre...finished 2023 as 1 of just 6 other current players to have reached the 100 HR plateau in their 1st 4 ML seasons at age 24-or-younger, including: Vladimir Guerrero Jr. (2022), Ronald Acuña Jr. (2021), Cody Bellinger (2020), Giancarlo Stanton (2013) and Miguel Cabrera (2006).
- Connected with 3 HR in 13 games vs. the Dodgers, which tied for his most HR vs. an opponent during the 2023 season...his 16 HR vs. the Dodgers from his rookie season in 2019 through 2023 tied teammate Manny Machado and Christian Walker (ARI) for most HRs hit by an opponent vs. LAD from 2019-23 .
- Prior to his reinstatement from the Restricted List on April 20 @ AZ, played in 8 games with Triple-A El Paso, where he went 17-for-33 (.515) with 11 runs scored, 2 2B, 7 HR and 15 RBI for a .590 OBP and 1.212 SLG.
- During the month of June, hit .318 (35-for-110) with a .400 OBP and ranked among the top in the Majors in 2B (12, 3rd) and XBH (18, 4th)...from his rookie season in 2019-23, his .655 career SLG and 1.070 OPS during the months of June both ranked 3rd in the Majors, while his .415 OBP (7th) and .331 average (8th) and also rank among the best in June since '19.
- Compiled an 18-game on-base streak from June 6-25, falling 1 game shy of tying his career-long streak of 19 consecutive games from Aug. 13, 2019 to Aug. 11, 2020...hit .357 with 9 2B, 4 HR, 9 RBI and 8 SB for a .464 OBP during the span.
- On June 14, became the 1st player in the Modern Era (since 1900) to have 3 XBH, a HR, 2 runs scored, 2 SB, a BB and an OF assist in a single game.
- Aug. 16 vs. BAL, became the 2nd Padres' player ever to steal home in an Interleague game (other: Gary Matthews, June 4, 1999 vs. SEA)...also marked the 9th time in club history (1st since Travis Jankowski on Aug. 10, 2016 @ PIT).
- Aug. 18 vs. ARI, hit his 20th HR of the year...2023 marked Tatis Jr.'s 3rd season of 20+ HR, making him the 1st Padre to accomplish the feat within his first 4 seasons prior to turning 25 (during the 2020 shortened season he had 17 HR).
- In the 400th game of his career on Sept. 15 @ OAK, hit his 25th and final HR of the season - with his 25 HR and 29 SB, 2023 marked his 2nd-career 25/25 season (also 2021: 42 HR/25 SB)...he became the first Padre to have multiple 25/25 seasons - Reggie Sanders (1999) and Wil Myers

(2019) are the only other Padres to have a single 25/25 season.

- Sept. 24 vs. STL, robbed a HR over the right-field wall at Petco Park, which was named Play of the Week (MLB.com) the following day.
- Connected with his 49th career regular-season home run at Petco Park to surpass Hunter Renfroe for 4th all-time.
- Concluded the season hitting safely in 11 of 17 games at a .277 clip with 4 2B, 2 HR and 7 RBI.

2022

- Appeared in four rehab games with Double-A San Antonio prior to Aug. 12, when MLB announced his 80-game suspension for testing positive for Clostebol, in violation of MLB's Joint Prevention and Treatment Program...the suspension was announced minutes before the Padres' 7:05 pm ET game @ WSH in Juan Soto and Josh Bell's homecoming (both were acquired 10 days prior at the 2022 trade deadline on Aug. 2).
- Prior to his suspension, Tatis was working his way back from a left wrist injury and was days away from reporting to the Major League team.
- The 80-game suspension began on August 12, and after the 48 regular season games to end the season, the Padres' 12 Postseason games counted towards the suspension...the suspension carried over into the first 20 games at the start of 2023, with Tatis eligible to return to the Major League team on April 20 (the start of a four-game series @ Arizona).
- Had left shoulder surgery on September 6, 2022 to repair the labrum in his left shoulder (performed in Los Angeles by Dr. Neal ElAttache).
- Also underwent two surgeries on the scaphoid bone in his left wrist...the first was on March 16, and the latest was in October 2022
- Tatis was cleared to resume baseball activities in early January of 2023.

2021

- In 130 games for the Padres in 2021, the 1st-time National League All-Star led the NL in HR (42), AB/HR rate (11.38), offensive bWAR (7.3) per Baseball Reference, average exit velocity (93.9 mph), hard hit percentage (55.6%), and barreled balls (70), and he ranked 2nd in SLG (.611), 3rd in OPS (.975), and SB (25), 4th in overall bWAR (6.6), and 7th in runs scored (99).
- For the 2nd straight season, won the NL Silver Slugger award at shortstop, becoming 1st SS in franchise history to win the award multiple times as a Padre (Garry Templeton won the award twice in his career at SS, but his 1st Silver Slugger award was with the Cardinals).
- Became the 1st shortstop in Major League history to win multiple Silver Slugger awards before turning 23.

FERNANDO TATIS JR.




- Joined Alex Rodriguez (1998) as the only other shortstop to hit at least 40 home runs and steal at least 25 bases in a season (min. 100 games played at SS).
- Became the 11th player in MLB history to have a 30 2B/40 HR/25 SB season and the youngest player to ever do so... was the 13th time overall.
- Led the team in runs created (113) and extra-base hits (73), and he posted a weighted on-base average (wOBA) of .408 and a .324 batting average on balls in play (BABIP).
- His 11.38 AB/HR rate led MLB and was the 2nd best ratio of any Padre batter in SD history (behind Greg Vaughn's 11.31 in 1998).
- Had a 1.015 OPS vs. National League West opponents, the highest of any player against the NL West (min. 200 ABs)... Tatis' 24 homers against NL West teams were the most of any NL player against a single division in 2021, and the most against the NL West in a season since Nolan Arenado's 27 HR in 2015 vs. the NL West.
- Posted his first 3 homer game on June 25 vs. ARI.
- Had 5 different 4-hit efforts in 2021, tying his career high of 4 hits originally set on July 14, 2019 vs. ATL, and he saw 2 games with a career-high 4 runs scored on April 25 @ LAD and June 25 vs. ARI...had a career-high 3 walks on June 29 @ CIN.
- In the Padres' 2nd road trip of 2021 @ LAD from April 22-25, he became the 1st player in MLB history to have 5-or-more home runs and 2-or-more stolen bases in a road series (posted a 1.779 OPS).
- Earned National League Player of the Month honors in the month of May, his 2nd NL Player of the Month Award (first was in July-August of 2020)...posted a slash line of .353/.440/.824 with 21 runs scored, 24 hits, 5 2B, 9 HR, 26 RBI and 8 SB over 20 games in May.
- Collected 25 RBI across 13 games from May 9-31, becoming the 2nd player in franchise history to log 25-or-more RBI in a 13-game span, joining Ken Caminiti (1996).
- Following his performance on May 23 vs. the Mariners, became the 6th player in history to have multiple 2-homer, 6-RBI games before turning 23 years, joining Hall-of-Famers Mel Ott and Jimmie Foxx, as well as Aramis Ramirez and Rafael Devers.
- Became the fastest player in club history to reach 50 home runs (171 games), 200 hits (173), 100 runs scored (122), and 90 XBH (90).
- Became the 1st SS in MLB history to log at least 50 HR by the time of his 200th career hit.
- On May 21 vs. Seattle, he hit a 3-run, opposite field HR for the 50th of his career, tying Ryan Braun for the 5th-fewest games needed to reach 50 HR (171 G)...the list of fewest games to 50 career HR: Pete Alonso (152 G), Rudy York (153 G), Gary Sanchez (161 G), Mark McGwire (161 G), Ryan Braun (171 G), and Tatis Jr. (171 G)...he became the fastest Padre to reach the milestone and the fastest shortstop in MLB history to do so.
- Made his 1st stint on the IL from April 6-16 with left shoulder inflammation...made another IL stint after testing positive for COVID-19 on May 11 before re-aggravating his shoulder on June 19 diving for a ball...missed 1 game before returning to the lineup the day after...placed again on the IL with left shoulder inflammation on July 31 and was reinstated on August 15.
- On August 15, started in right field for his 1st-career appearance in the outfield (Majors or minors), and he went 4-for-5 with 1 2B, 2 HR, 4 RBI and 3 runs scored in SD's 8-2 win @ ARI...went on to start 21 straight games in the outfield from August 5-September 10 before returning to play shortstop on September 11 @ LAD...in the final 20 games of the season, appeared in the outfield just 3 times with 18 appearances at shortstop.
- Was the starting shortstop for the National League in the 2021 All-Star Game in Denver...he became the 1st Padre voted into an All-Star Game start since Tony Gwynn in 1999 and the 13th Padre to ever start an All-Star game (1st since Wil Myers in 2016)...at 22 years and 193 days on the date of the ASG, he was the youngest Padre to ever start an All-Star Game...led off against Shohei Ohtani and flew out, going 0-for-2 in the game.
- His 1.069 OPS on the road was the 2nd highest mark in the NL behind Juan Soto (1.086 OPS)...had a .875 OPS at home, which led all qualifying Padres.
- Swung at the 1st pitch 41.6 percent of the time, the highest 1st-pitch swinging percentage on the club.
- His 1.214 OPS with runners in scoring position ranked 2nd in the Majors behind Juan Soto (1.265 OPS), and his 1.583 OPS with RISP/2 out led the Majors.
- His homer on September 30 @ LAD put Tatis in 2nd place on the Padres' all-time home run list in a single season (42 HR), behind Greg Vaughn's 50 in 1998.
- With his HR on September 22, he became the 10th player in MLB history to hit 40-or-more HR's at age 22-or-younger and the 15th player in MLB history to hit 40-or-more HR's with 25-or-more stolen bases in a single season...joined Johnny Bench as the only players 22-or-younger to hit 40 homers in their 1st 119 games of a season.
- Set the Padres' single season home run record for a shortstop with 34...bested Khalil Greene's previous club record of 27 home runs in 2017 with his 28th homer as a shortstop on July 21 @ STL (off Shane Greene).
- His 22 errors ranked 5th most in MLB, and his 21 errors at SS were the most of any National League SS (2nd most of any SS in the Majors behind Bo Bichette's 24 errors).

2020

- Finished his sophomore season ranking 2nd in the NL in HR (17) and runs scored (50), 4th in RBI (45) and SB (11), 5th in TB (128) & 6th in XBH (30)...his fWAR of 2.9 ranked 3rd in the NL behind just Mookie Betts (3.0) and Freddie Freeman (3.4).

FERNANDO TATIS JR.



- Led the Majors in average exit velocity (95.9 mph), hard hit % (62.2), and in balls hit 95+ MPH (102).
- Per Statcast, his 7 outs above average led all MLB shortstops and tied with COL's Nolan Arenado for the most of any infielder in 2020.
- After making 18 errors in 731.1 inn. in 2019 at SS, he made 3 errors in 473.1 inn. at SS in 2020...his 3 errors tied for the 2nd fewest of any NL SS who played 400.0+ inn. at SS (tied with MIL's Orlando Arcia, behind ATL's Dansby Swanson's 2).
- In his 1st 43 G of the season (until Sept. 7), Tatis hit .314 (53-for-169) with a .405 OBP, .663 SLG and 1.068 OPS (his OPS ranked 3rd in MLB in that span behind Ian Happ's 1.079 & Mike Trout's 1.071)...in his final 16 G, he hit .164 (9-for-55) with 12B and 2 HR for a .533 OPS.
- His .937 OPS in 2020 ranked 3rd among all shortstops (behind Corey Seager's .943 OPS and Trea Turner's .982).
- On August 9 vs. ARI, played his 100th career game, after which he had 127 career hits, 30 HR, .320 AVG, .385 OBP, .625 SLG, 1.010 OPS, 71 RBI, 248 total bases, 54 XBH and 20 stolen bases...through his 1st 100 career G, he became the 1st SS in the Modern Era (since 1900) to hit 30+ HR and the 1st player in MLB history to hit 30+ HR and steal 20+ bases...became the 9th player in MLB history to hit 30+ HR in his 1st 100 G, joining Mark McGwire (37), Cody Bellinger (34), Pete Alonso (33), Gary Sanchez (33), Rudy York (33), Jose Abreu (31), Ryan Braun (30), and Aaron Judge (30)... among those who played their 1st 100 G as a Padre, Tatis had the most HR (30) and TB (248), the highest SLG (.625), and OPS (1.010), and ranked 2nd in AVG (.320, behind Gary Sheffield's .324) and hits (127, behind Steve Finley's 131)... among players 21-or-younger in their 1st 100 G, Tatis had the most HR, highest SLG, highest OPS, T-6th most hits and the 9th-highest AVG...his .625 SLG was 4th among all player's 1st 100 G: Rudy York (.640), Mark McGwire (.638), Ryan Braun (.628), and Tatis (.625).
- On Aug. 10, earned his 1st-career NL Player of the Week honor, becoming the 1st Padre winner since Manuel Margot in July 2017 and the 1st SD infielder since Chase Headley in Aug. 2011...In 6 G, he hit .435 (10-for-23) with a 1.261 SLG and 1.741 OPS with 7 R, 6 HR and 9 RBI.
- On August 17 @ TEX, hit his 10th and 11th HR of 2020, became the fastest player in SD history (24 team games) to reach the double-digit HR mark...his 2nd home run was also his 1st-career grand slam, which came on a 3-0 count with 1 out in the top of the 8th with the bases loaded and the Padres leading 10-3...since detailed pitch data became available in 1988, there have been 16 instances of a homer being hit in a 3-0 count with a 6+ run lead...within the list are 25 All-Star appearances, 8 Silver Slugger Awards, 2 MVP

FERNANDO TATIS JR.



Awards and 1 World Series MVP...before then, the last player to do so was Manny Machado on Aug. 17, 2018 @ SEA while with LAD (was its 2-year anniversary).

- On Aug. 17, became the youngest Padre to ever have a 7 RBI game, and since RBI started being tracked in 1920, was the 6th player in MLB history under the age of 22 to have a 7 RBI game, and was just the 3rd player to have 7 RBI and 2 HR in a game (joined SF's Orlando Cepeda on June 4, 1959 and CHC's Ron Santo on June 28, 1961).
- On August 19 vs. Texas, hit his MLB-leading 12th HR of the year, which were the most HRs by any 21-year-old in his team's 1st 26 games of a season in the Modern Era (since 1900)...Mel Ott was 2nd behind Tatis with 10 HR in 1929.
- On Sept. 2, was named NL Player of the Month for July-August, his 1st-career monthly award and the 1st Padre winner since Wil Myers in June 2016...over 37 games in July/Aug., Tatis slashed .313/.395/.660 with 38 R, 46 hits, 8 2B, 2 3B, 13 HR, 33 RBI and 7 SB.
- Had a 1.285 OPS with RISP, the 5th-best mark in MLB.
- His 5 opposite field home runs ranked T-2nd in the NL with Kyle Schwarber, behind Juan Soto's 6.
- Homered on Sept. 25 @ SF for the 1st time since Sept. 6 @ OAK (span of 15 G).
- After going hitless in 3 straight games for the 1st time in his career, he finished the season hitting safely in 6 of his final 7 games (.292, 7-for-24) with 1 2B, 2 HR and 5 RBI.

POSTSEASON: Played in all 6 Postseason games for the Padres in 2020, batting .318 (7-for-22) with 2 2B, 2 HR, 5 RBI, 5 BB and 5 R.

- Both Tatis Jr. and Wil Myers hit their 1st and 2nd career Postseason home runs in Game 2 of the Wild Card Series vs. STL, and Manny Machado homered in the 6th, following Tatis' 1st HR...was the 2nd time in SD Postseason history in which a pair of Padres hit back-to-back HRs (Tony Gwynn and Greg Vaughn on Oct. 17, 1998 @ NYY).
- Tatis Jr. homered in the 6th and 7th innings in Game 2 of the Wild Card Series vs. STL, and Wil Myers homered in the 7th and 8th innings, which was the 2nd time in MLB history that teammates homered multiple times in the same Postseason game...the other time was 88 years ago exactly by NYY's Babe Ruth and Lou Gehrig on October 1, 1932 in Game 3 of World Series @ CHC...was the fabled game in which Ruth called his shot in the 5th, with the game tied 4-4 and Charlie Root pitching.
- Became the youngest Padre to ever homer in a Postseason game (21 and 273 days old) and the 3rd-youngest player in MLB history to homer twice in a game, behind Carlos Correa (21 and 20 days old) on Oct. 12, 2015 and Andruw Jones (19 years and 180 days old) on Oct 20, 1996.
- His 5 RBI on Oct. 2 vs. STL (Game 2) tied with Steve Garvey for the most RBI in a Postseason game by a Padre (Garvey had 5 on Oct. 6, 1984 vs. CHC).
- Hit safely in 5 of the Padres' 6 playoff games, including a 4 game hitting streak to begin his Postseason career (hit .400; 6-for-15)...was the 1st player in Padres history to open his Postseason career with a 4-game hitting streak, and his 6 hits in that time were also the most by any Padre in their 1st 4 career Postseason games.
- In Game 2 of the NL Division Series vs. LAD, CF Cody Bellinger robbed Tatis of a 7th inning, go-ahead home run.

2019

- Selected to the ML roster on Opening Day and was the 8th-youngest position player to start on Opening Day in the past 50 seasons...became the youngest Padre (20 years, 85 days old) to play on Opening Day and the youngest Padre to play in any game since Roberto Alomar (20 years, 77 days) in 1988.
- 31 different position players have started Opening Day at Tatis' age-or-younger in the Modern Era (since 1900)...in the previous 42 years, only 3 players younger than Tatis had started on Opening Day, 2 of whom are in the Hall of Fame (Adrian Beltre, Alan Trammell and Ken Griffey Jr.).
- Became the youngest player with 2 hits on Opening Day since Robin Young (1975) and the 1st 20-year old with an Opening Day hit since Bryce Harper and Manny Machado (2013).
- Produced a 3.6 WAR in 84 games during his rookie campaign...prior to 2019, in the 12 seasons since the Padres last Postseason appearance (2006), Padres shortstops had combined for a 3.1 WAR (FanGraphs).
- Was 1 of 11 players in 2019 to play in at least 84 games and have a .969+ OPS...full list includes 7 2019 All-Stars: Tatis Jr., Christian Yelich, Mike Trout, George Springer, Anthony Rendon, Ketel Marte, Mitch Garver, Nelson Cruz, Alex Bregman, Cody Bellinger and Yordan Alvarez...he was the 4th player in baseball history to produce a .969+ OPS in at least 84 games played in a single season prior to turning 21, joining Alex Rodriguez, Ted Williams and Mel Ott in their age-20 seasons.
- Joined Nomar Garciaparra (1997) as the only rookie SS to record 20+ HR and 15+ SB in a season...his 22 HR were the most for any SS in ML history in a season before turning 21 (besting Alex Rodriguez's previous record of 21 HR in 1996 as a 20-year-old)...with 22 HR and 16 SB, he was the 6th player since 1960 to post 20 HR/15 SB before turning 21, joining Ronald Acuña Jr. (2018), Mike Trout (2012), Bryce Harper (2012), Rodriguez (1996) and Ken Griffey Jr. (1990).
- Among those who played more than 10 games for the Padres in 2019, he led the team in AVG (.317), OBP (.379), SLG (.590), OPS (.969), wOBA (.417) and BABIP (.410)...despite playing just 84 games (11th-most on the club), he ranked 1st on the team in 3B (6), T-2nd in SB (16), 3rd in hits (106) and runs created (74), 4th in runs scored (61), T-4 in HR (22), XBH (41) and RBI (53) and 7th in BB (30).
- Hit .526 (10-for-19) in the Padres 4-game series @ COL from June 13-16, tying with Manny Machado for the 3rd-highest clip in a 4-game set in all of 2019 (behind Charlie Blackmon's .625 AVG and Starlin Castro's .579).

FERNANDO TATIS JR.

- In SD's win on June 14 @ COL, the Padres faced a 6-run deficit in the 9th before mounting the largest 9th inning comeback in team history, tying the game at 11-11...Tatis contributed a pair of hits in the inning, and later tripled in the 12th, scoring the eventual game-winning run...SD had never before overcome a deficit of 6+ runs in the 9th inn. (win or loss), and Tatis' 2nd hit in the inning off Wade Davis was 115.9 mph, the hardest hit ball of any Padre in 2019.
- Had his 1st-career multi-HR game on July 7 at Dodger Stadium...in doing so, he and his dad, Fernando Tatis Sr. became the 1st father/son duo to post multi-HR efforts at the same ballpark since Bobby and Barry Bonds in 1999 and then 2003 at Shea Stadium.
- Had a team-long 14-game hit streak from July 26-Aug. 10.
- At the time of his last game on Aug. 13, led all ML rookies in OPS (.969) and SLG (.590)...2nd in OBP (.379), AVG (.317) and SB (16)...was among ML leaders in BABIP (2nd, .410), OPS (9th, .969), AVG (9th, .317) and SLG (9th, .590).
- Hit 4 leadoff HR's in an 11-day span and in back-to-back games on July 29-30 and August 7-8...finished the season with a franchise record 6 leadoff HRs, breaking Will Venable's record of 5 leadoff dingers in 2011.
- Missed 77 G across 2 separate stints on the IL...placed on the 10-day IL with a left hamstring strain on April 30 (retro: April 29) after stretching for a throw on a force play at 2B on April 28 @ WSH...had slashed .300/.360/.550 with 12 XBH (5 2B, 1 3B, 6 HR), 13 RBI, 8 BB, 6 SB and a .910 OPS in 27 games prior to the injury...reinstated from the IL on June 6 after missing 34 G.
- Slashed .325/.387/.607 with a .994 OPS in 57 G before landing on the 10-day IL on Aug. 16, sustaining a season-ending stress reaction in his lower back on August 13 vs. TB...transferred to the 60-day IL on Sept. 3.
- Entered his rookie season in 2019 rated as the No. 1 overall prospect by ESPN.com and No. 2 by *Baseball America*.

2018

- Spent the entire campaign with San Antonio (AA), slashing .286/.355/.507 with 16 HR and 43 RBI...had season-ending surgery to repair a fractured left thumb in July.
- After slashing .177/.231/.333 with 4 2B, 3 HR and 10 RBI in his 24 games played in April, earned Texas League Player of the Month honors in May.
- On July 19, he fractured his left thumb sliding headfirst into second base on a steal attempt...at the time of his season-ending injury, his 77 runs scored led the TL and ranked 2nd across the minors.
- Earned TL Mid and Post-Season All-Star honors and named an MiLB.com Organizational All-Star for SD.
- Selected to the World Team roster representing the Dominican Republic for his 1st All-Star Futures Game appearance on July 15 at Nationals Park...hit a 107.1 MPH single to left field on a 102.3 MPH fastball off CIN prospect RHP Hunter Greene...stole second after his next at-bat.

- Following the season, played for Estrellas Orientales in his hometown of San Pedro de Macoris in the Dominican Winter League...led the club to their 1st championship in more than half a century, slashing .263/.379/.488 with 3 home HR in the reg. season...hit 3 HR in the playoffs and earned MVP honors in the playoffs.

2017

- Spent the majority of the season with Fort Wayne (A) and became the 1st 18-year-old in Midwest League history to post a 20-20 season (21 HR, 29 SB).
- His 21 HR set a FW record and he led the MWL in BB (75) and OBP (.390).
- Earned MWL Mid-Season All-Star honors...twice named MWL Player of the Week (May 15-21 and June 26-July 2).
- Named Minor League and Low Class-A All-Star by *Baseball America*, Organizational All-Star for SD by MiLB.com and Minor League Player of the Year by the Padres.
- Promoted to San Antonio (AA) on August 21 and was the youngest player in the Texas League by season's end.
- Following the season, drafted 1st overall in the Dominican Republic Winter League Draft by Estrellas Orientales.
- Named best power hitter by *Baseball America* after the season...entered 2018 rated as the No. 3 prospect by ESPN.com, No. 8 by MLB.com and No. 9 by *Baseball America*.

2016

- Made his professional debut with the AZL Padres (R) and hit .273 (48-for-176) in 43 games before also hitting .273 (12-for-44) in 12 games for Tri-City (A).

PERSONAL

- Son of Maria and Fernando Tatis Sr...his dad is a former 11-year MLB veteran infielder, widely known for hitting 2 grand slams in 1 inning on April 23, 1999 @ LAD (with STL) off Chan Ho Park.
- Has 3 brothers, Joshua, Elijah and Daniel, and 1 sister, Maria.
- Goes by the nickname "El Niño."
- His mom's favorite color is pink, and he likes to wear it when he plays as way to show her that she's always on his mind and in his heart.

FERNANDO TATIS JR.



FERNANDO TATIS JR. CAREER BATTING

Season	Team	League	AVG	G	AB	R	H	2B	3B	HR	RBI	BB	SO	SB	CS	OBP	SLG	OPS	PA	HBP	SAC	SF	GIDP
2016	A-PAD	ROK	.273	43	176	35	48	13	1	4	20	10	44	14	2	.312	.426	.738	188	0	1	0	3
2016	TRI	A(Short)	.273	12	44	4	12	4	2	0	5	3	13	1	1	.306	.455	.761	49	0	0	2	1
2016	2 Teams	Minors	.273	55	220	39	60	17	3	4	25	13	57	15	3	.311	.432	.743	237	0	1	2	4
2017	FW	A(Full)	.281	117	431	78	121	26	7	21	69	75	124	29	15	.390	.520	.910	518	6	0	6	6
2017	SA	AA	.255	14	55	6	14	1	0	1	6	2	17	3	0	.281	.327	.608	57	0	0	0	0
2017	2 Teams	Minors	.278	131	486	84	135	27	7	22	75	77	141	32	15	.379	.498	.877	575	6	0	6	6
2018	SA	AA	.286	88	353	77	101	22	4	16	43	33	109	16	5	.355	.507	.862	394	6	0	2	8
2019	AMA	AA	.400	2	5	2	2	0	0	0	3	1	1	0	0	.625	.400	1.025	8	0	0	0	0
2019	SD	MLB	.317	84	334	61	106	13	6	22	53	30	110	16	6	.379	.590	.969	372	5	0	3	4
2020	SD	MLB	.277	59	224	50	62	11	2	17	45	27	61	11	3	.366	.571	.937	257	5	0	1	6
2021	SD	MLB	.282	130	478	99	135	31	0	42	97	62	153	25	4	.364	.611	.975	546	2	0	4	5
2022	SA	AA	.222	4	9	2	2	1	1	0	0	4	2	0	0	.500	.556	1.056	14	1	0	0	0
2023	ELP	AAA	.515	8	33	11	17	2	0	7	15	6	3	2	0	.590	1.212	1.802	39	0	0	0	2
2023	SD	MLB	.257	141	575	91	148	33	1	25	78	53	141	29	4	.322	.449	.771	635	3	1	3	17
2024	SD	MLB	.276	102	398	64	110	21	1	21	49	32	96	11	3	.340	.492	.832	438	7	0	1	8
Career	SD	MLB	.279	516	2009	365	561	109	10	127	322	204	561	92	20	.350	.533	.883	2248	22	1	12	40
Career	6 Teams	Minors	.287	288	1106	215	317	69	15	49	158	136	313	66	23	.368	.509	.877	1267	13	1	10	20

WILD CARD

Season	Team	League	AVG	G	AB	R	H	2B	3B	HR	RBI	BB	SO	SB	CS	OBP	SLG	OPS	PA	HBP	SAC	SF	GIDP
2020	SD	MLB	.455	3	11	5	5	1	0	2	5	3	3	0	0	.571	1.091	1.662	14	0	0	0	0
2024	SD	MLB	.667	2	6	2	4	0	0	1	2	2	0	0	0	.750	1.167	1.917	8	0	0	0	0
Career	SD	MLB	.529	5	17	7	9	1	0	3	7	5	3	0	0	.636	1.118	1.754	22	0	0	0	0

DIVISION SERIES

Season	Team	League	AVG	G	AB	R	H	2B	3B	HR	RBI	BB	SO	SB	CS	OBP	SLG	OPS	PA	HBP	SAC	SF	GIDP
2020	SD	MLB	.182	3	11	0	2	1	0	0	0	2	4	1	1	.308	.273	.581	13	0	0	0	0
2024	SD	MLB	.350	5	20	6	7	3	0	3	5	1	2	0	0	.409	.950	1.359	22	1	0	0	1
Career	SD	MLB	.290	8	31	6	9	4	0	3	5	3	6	1	1	.371	.710	1.081	35	1	0	0	1

POSTSEASON (COMBINED)

Season	Team	League	AVG	G	AB	R	H	2B	3B	HR	RBI	BB	SO	SB	CS	OBP	SLG	OPS	PA	HBP	SAC	SF	GIDP
2020	SD	MLB	.318	6	22	5	7	2	0	2	5	5	7	1	1	.444	.682	1.126	27	0	0	0	0
2024	SD	MLB	.423	7	26	8	11	3	0	4	7	3	2	0	0	.500	1.000	1.500	30	1	0	0	1
Career	SD	MLB	.375	13	48	13	18	5	0	6	12	8	9	1	1	.474	.854	1.328	57	1	0	0	1

ALL-STAR

Season	Team	League	AVG	G	AB	R	H	2B	3B	HR	RBI	BB	SO	SB	CS	OBP	SLG	OPS	PA	HBP	SAC	SF	GIDP
2021	NL	MLB	.000	1	2	0	0	0	0	0	0	0	0	0	0	.000	.000	.000	2	0	0	0	0
Career	NL	MLB	.000	1	2	0	0	0	0	0	0	0	0	0	0	.000	.000	.000	2	0	0	0	0

CAREER TRANSACTIONS

OPTIONS USED: 0/3

- 2015 Signed by CWS as an international free agent, July 2
- 2016 Acquired by SD from CWS along with Erik Johnson in exchange for James Shields and cash considerations, June 4
- 2021 Signed by SD to a 14-year contract extension through the 2034 season, February 22



BRANDON VALENZUELA

NRI

Height: 6-1 Bats: S
Weight: 225 Throws: R

91

C

[val-en-ZWEH-lah]
@valenzuelabrandon16

Full Name	Brandon Ivar Valenzuela Gerardo
Date of Birth	October 2, 2000 in Sonora, Mexico
Current Residence	Sonora, Mexico
2025 Opening Day Age	24
MLB Service Time	0.000
How Obtained	Signed by the Padres as an international free agent on July 3, 2017
Contract Status	Signed through 2025

QUICK HITS

- After 6 minor league seasons and 470 games played in SD's farm system, 2025 marked his first invite to Major League Spring Training. From 2018-24, owned a .247 AVG (415-for-1683) with 80 doubles, 32 home runs, 232 RBI, 269 walks and 225 runs scored.
- The switch-hitting backstop caught 2,656.2 innings in 311 games (307 starts) behind the dish in all levels of SD's system from 2018-24, managing a .987 fielding percentage (43 errors in 3,248 total chances).
- Earned the first monthly honor of his career in June 2024, being named Texas League Player of the Month for June after reaching base safely in all 22 games during the month. Hit .310 with a .384 OBP and led the Texas League in total bases (47) while ranking 2nd in OPS (.924) and RBI (18).
- Ended the 2024 season ranked as the Padres' No. 12 overall prospect and their second-highest ranked catcher (behind Ethan Salas) by MLB Pipeline.

2024 SEASON

- Split his 6th minor league season between Double-A San Antonio and Triple-A El Paso, playing in 84 games with the Missions and 27 games with the Chihuahuas.
- Hit .232 (89-for-384) between the 2 stops, logging 19 doubles, nine home runs, 47 RBI, 44 walks and 44 runs scored.
- Defensively between both stops, he mixed in some work at 1B (22 games, 16 starts) for the first time since 2021 (besides 1 game with FW in 2023)...also made 17 appearances (all starts) as the designated hitter, but worked primarily behind the dish (71 games, 69 appearances), owning a .985 fielding percentage (11 errors in 730 total chances).
- Named Texas League Player of the Month for June, his 1st career monthly award and the 1st Missions' player to win Player of the Month since Tirso Ornelas was awarded the honor in June 2023...reached base safely in all 22 June games, he batted .310 with a .384 OBP and led the Texas League with 47 total bases...his .924 OPS ranked 2nd in the league, as did his 18 RBI.
- Homered in consecutive games June 18-19 at Amarillo.
- Went 3-for-4 with a home run and 5 RBI on June 25 vs. Midland, tied for the 2nd-most RBI in his career.

ACCOLADES

- Texas League Player of the Month (June, 2024 - San Antonio)
- MiLB.com Organization All-Star (2021, SD)
- California League Player of the Week (May 9, 2021 - Lake Elsinore)

2023

- Began the season with High-A Fort Wayne (39 G) before his Double-A debut with the San Antonio Missions (27 G).
- Owned a .279/.372/.456 slash line and a .994 fielding percentage (2 errors in 310 total chances) behind the plate with FW at the time of his promotion to SA on June 27.
- Hit just .181 (17-94) with a .989 field percentage (2 E, 175 TC) behind the dish for SA...placed on the 7-day IL on Aug. 10 and did not play again the rest of the campaign.
- Matched his career high with a homer in 3 consecutive games from April 30-May 5 (also: Sept. 6-10).
- Ended the 2024 season ranked as the Padres' No. 12 overall prospect and their second-highest ranked catcher (behind Ethan Salas) by MLB Pipeline.

2022

- Spent the entire campaign with High-A Fort Wayne, appearing in 99 games with a career-high 10 HR at a .209 clip (72-345).
- Allowed just 4 errors in 681 total chances (.994 fielding percentage).

2021

- Spent majority of the season with Single-A Lake Elsinore (82 G) before promotion to High-A Fort Wayne (15 G) on Aug. 28.
- Posted career highs across the board offensively in several categories, including AVG (.299), SLG (.822), hits (113), total bases (162), RBI (69) and runs scored (54).
- Earned his first weekly/monthly award honor with California League Player of the Week on May 9, 2021 for the Storm to open the season...hit safely in 8 consecutive games to start the season with 1 2B, 3 HR, 6 RBI and 7 runs scored (.375/.500/.688).
- Following the season, was named an MiLB.com Organization honor for SD, ranking 2nd among Padres full-

BRANDON VALENZUELA



season qualifiers in OBP (.393) and walk rate (13.3%), 5th in AVG and 6th in OPS.

- Made his stateside debut with 42 games (41 starts) in the Arizona Rookie League in **2019**...his teams went 53-43 and he posted a .989 fielding percentage in his first 96 pro games in rookie ball behind the dish.

2018-20

- Did not play in **2020** due to the COVID-19 pandemic.

- Made his professional debut in **2018** with the Dominican Summer League Padres, appearing in 54 games with 10 XBH, 27 RBI and 34 runs scored.

BRANDON VALENZUELA CAREER BATTING

Season	Team	League	AVG	G	AB	R	H	2B	3B	HR	RBI	BB	SO	SB	CS	OBP	SLG	OPS	PA	HBP	SAC	SF	GIDP
2018	D-PAD	ROK	.253	54	198	34	50	7	2	1	27	39	59	2	1	.379	.323	.702	243	3	0	3	4
2019	A-PAI	ROK	.248	42	145	21	36	4	1	0	20	34	32	0	0	.399	.290	.689	183	3	0	1	4
2021	LE	A	.307	82	329	50	101	21	3	6	62	44	80	3	2	.389	.444	.833	378	2	0	3	7
2021	FW	A+	.245	15	49	4	12	1	0	1	7	15	20	1	0	.415	.327	.742	65	0	0	1	1
2021	2 Teams	Minors	.299	97	378	54	113	22	3	7	69	59	100	4	2	.393	.429	.822	443	2	0	4	8
2022	FW	A+	.209	99	345	39	72	14	2	10	47	63	95	0	1	.334	.348	.682	413	3	0	2	8
2023	FW	A+	.279	39	136	22	38	10	1	4	15	17	37	0	0	.372	.456	.828	156	3	0	0	0
2023	SA	AA	.181	27	94	10	17	4	0	1	6	13	29	2	0	.287	.255	.542	108	1	0	0	1
2023	2 Teams	Minors	.239	66	230	32	55	14	1	5	21	30	66	2	0	.337	.374	.711	264	4	0	0	1
2024	SA	AA	.241	84	307	38	74	16	0	9	43	33	80	0	2	.317	.381	.698	347	3	0	4	4
2024	ELP	AAA	.195	27	77	6	15	3	0	0	4	11	21	0	1	.292	.234	.526	90	0	1	1	2
2024	2 Teams	Minors	.232	111	384	44	89	19	0	9	47	44	101	0	3	.312	.352	.664	437	3	1	5	6
Career	6 Teams	Minors	.247	469	1680	224	415	80	9	32	231	269	453	8	7	.354	.363	.717	1983	18	1	15	31

CAREER TRANSACTIONS

OPTIONS USED: 0/3

2017 Signed by SD as an international free agent, July 2



RANDY VÁSQUEZ

Height: 5-11 Bats: R
Weight: 213 Throws: R

[VASS-kehz]
@randyvasquez5

98

RHP

Full Name	Randy Marcelino Vásquez
Date of Birth	November 3, 1998 in Navarette, Dominican Republic
Current Residence	Navarette, Dominican Republic
2025 Opening Day Age	26
MLB Service Time	0.147
MLB Debut	May 26, 2023 vs. SD (with NYY)
How Obtained	Acquired from NYY in a 7-player trade on December 6, 2023
Contract Status	Signed through 2025

QUICK HITS

- Acquired by SD from NYY in the 7-player trade that sent OFs Juan Soto and Trent Grisham to the Yankees on December 6, 2023.
- Made 20 starts across 6 different stints with SD in 2024.
- His 6.7% walk rate in '24 was well south of the MLB league average (8.4%).
- Utilized his curveball 19.7% of the time in '24, his 2nd-most used pitched, and he ranked in the 98th percentile league-wide in curveball spin rate (3,144 rpm). Opponents hit .234 against the pitch
- Among all ML pitchers who made at least 20 starts in '24, Vásquez's 1.29 GiDP/9 IP rate was highest among all NL hurlers and T-2nd with CLE's Logan Allen for 2nd-highest in the Majors, trailing only HOU's Framber Valdez (1.63 GiDP/9).
- After inducing 0 GiDP in 37.2 IP for NYY in '23, he induced a staff-leading 14 GiDPs in '24 for SD
- Made his MLB Debut vs. SD in a start on May 26, 2023 at Yankee Stadium opposite Joe Musgrove. His 2 ER allowed came on a 2-out, 2-run HR by Juan Soto in the 5th inning in SD's 5-1 victory.
- In 85 career minor league games (81 starts) in the Yankees' farm system from 2018-23, Vásquez collected an 18-21 record with a 3.41 ERA (147 ER, 388.0 IP) and 427 strikeouts.

2024 SEASON

- Made 20 starts across 6 different stints with SD's Major League squad, going 4-7 with a 4.98 ERA (53 ER, 98.0 IP) and a 6.7% walk rate that was well south of the MLB league average (8.4%).
- Made the Padres Opening Day roster for the Seoul Series in South Korea, but he did not pitch in either of the games vs. LAD...he did pitch in 2 exhibition games, retiring all 3 batters faced on 12 pitches (9 strikes) in the Mach 18 exhibition game vs. the LG Twins in Korea...in the 2nd of 2 exhibition games vs. SEA on March 26 at Petco Park, he allowed 1 run across 2.0 IP, walking 3 with 3 strikeouts.
- Optioned to Triple-A El Paso as the Padres announced their 26-man home opener roster on March 28.
- Recalled Apr 20 from ELP for his 2nd stint with SD and

ACCOLADES

Eastern League Pitcher of the Week (May 15, 2022 - Somerset)

South Atlantic League Pitcher of the Month (August 2021 - Hudson Valley)

Florida State League Pitcher of the Week (July 11, 2021 - Hudson Valley)

- made his Padres debut with a start vs. TOR, allowing 4 runs (1 ER) on 5 hits and 1 walk while striking out 3 in SD's 5-2 defeat...all 4 runs came in the first 2 innings, before he posted 3 scoreless frames in innings 3-5.
- Optioned to ELP on April 26 following his 2nd start April 25 @ COL after a season-low 2.2 IP with 4 ER allowed on 6 hits in SD's 10-9 defeat.
- Recalled from ELP for his 3rd stint with SD on May 5 with Joe Musgrove landing on the 15-day IL on May 5 (right elbow inflammation) and made 3 starts for SD from May 7-20...posted his first quality start in Game 2 of the May 20 doubleheader @ ATL behind a then career-high 101 pitches in SD's 3-0 defeat...optioned back to El Paso the following day on May 21.
- Recalled June 1 for his 4th stint with SD and made the start that day at Kaufmann Stadium in place of Musgrove, who landed back on the 15-day IL with right elbow inflammation...he got his first winning decision as a Padre, allowing 3 ER on 4 hits in SD's 7-3 win.
- Musgrove did not return to game action until Aug. 12, allowing for Vasquez to make 12 consecutive starts from June 1-Aug. 8, going 3-3 with a 4.20 ERA (28 ER, 60.0 IP)... allowed 3 ER-or-fewer and 2 walks-or-fewer in 10 of the 12 starts, as well as completing at least 5.0 IP in 9 of the 12.
- Made his first of 3 scoreless starts for SD on June 22 vs. MIL, earning his 2nd winning decision as a Padre behind 5.0-shutout IP with 3 hits and 3 BB allowed in SD's 6-4 win.
- Recorded career highs in IP (6.1) and total pitches (102) in SD's 10-8 win July 3 vs. AZ.
- Completed a career-best 6.0 scoreless frames on 5 hits July 23 @ WSH in SD's 4-0, shutout victory, earning the winning decision in his second half debut.
- Optioned to ELP Aug. 9 following his Aug 8 start @ PIT, not factoring into SD's 7-6, comeback victory (5.2 IP, 6 H, 3 ER).
- Recalled for his 5th stint with SD Aug. 26 and made his 17th start of the season that night @ STL, earning his 4th and final win and 5th of 6th quality start in SD's 7-4 win...allowed

RANDY VÁSQUEZ



a season-high 9 ER on 11 hits on Aug. 31 @ TB and was optioned back to ELP the following day (Sept. 1).


- Recalled for his 6th stint of the season Sept. 28 and took a no-hitter in the 6th inning that night vs. AZ, who was still fighting for 1 of the 2 remaining wild-card spots...allowed a lead-off double in the 6th to Corbin Carroll to end his no-hit bid in SD's 5-0, shutout victory...optioned back to ELP postgame, and did not appear on the Wild Card or NLDS rosters for SD.
- For SD, he went 1-3 with a 3.24 ERA (15 ER, 41.2 IP) in his 8 starts at Petco Park compared to a 3-4 record and a 6.07 ERA (38 ER, 56.1 IP) in his 12 road starts.
- Among all ML pitchers who made at least 20 starts in '24, Vásquez's 1.29 GIDP/9 IP rate was highest among all NL hurlers and T-2nd with CLE's Logan Allen for 2nd-highest in the Majors, trailing only HOU's Framber Valdez (1.63 GIDP/9).
- After inducing a grand total of 0 GIDPs in 37.2 IP for NYY in his rookie 2013 campaign, he induced a staff-leading 14 in 98.0 IP for SD in '24...his 1.29 GIDP ratio led the NL among all hurlers who made at least 20 starts, also ranking T-2nd in the Majors with CLE Logan Allen, behind only HOU Framber Valdez (1.63).

- Per Statcast, he relied on 6 pitches: four seamer (28.5%), curveball (19.7%), sinker (15.7%), cutter (13.7%), changeup (12.4%) and sweeper (10.0%)
- Utilized his curveball 19.7% of the time, his 2nd-most used pitched, and he ranked in the 98th percentile league-wide in curveball spin rate (3,144 rpm)...opponents hit .234 against the pitch with a .283 xBA.
- Against his changeup, his .365 AVG against was 3rd-highest in the Majors and the .615 opponent SLG was 6th-highest (min. 200 thrown).
- Made 10 starts for ELP, going 2-6 with a 8.21 ERA (38 ER, 41.2 IP), .333 opp. AVG and 9.50 SO/9 IP ratio in the hitter friendly Pacific Coast League...he went 0-6 and ELP went 0-8 through his first 8 starts before winning both of his final 2 starts, with him also getting the winning decision (Sept. 14 vs. Salt Lake and Sept. 20 @ Las Vegas - combined 1.64 ERA across 11.0 IP, 12-to-2 SO/BB ratio).

2023

- Saw his first Major League action with the Yankees, going 2-2 with a 2.87 ERA (37.2 IP, 30 H, 12R/ER, 18 BB, 33 SO, 5 HR) in 11 appearances (5 starts) over 5 stints with the

RANDY VÁSQUEZ



club (May 26, June 8-G2, July 5, Aug. 11-17 and Sept 1-30)... opponents batted .211/.315/.366 (30-for-142, 5 HR); LH .206/.304/.426 (14-for-68, 4 HR); RH .216/.326/.311 (16-for-74, 1 HR).

- Went 1-2 with a 2.42 ERA (6 ER, 22.0 IP) in 5 starts...allowed 2R-or-fewer in each of those 5 starts...2 of his first 3 career starts were scoreless.
- As a reliever, went 1-0 with a 3.52 ERA (6 ER, 15.1 IP) in 6 games...tossed at least 2.0 IP in 5 of those 6 appearances and threw at least 3.0 IP in 2 of those games.
- Made his Major League debut on May 26 vs. SD and recorded the loss (4.2 IP, 4 H, 2 ER, 3 BB, 6 SO, 1 HR, 2 HP)... was scoreless through 4.2 IP before surrendering a two-run HR to Juan Soto in the T-5th inning...struck out Rougned Odor swinging in the first inning for his first Major League strikeout...was just the 12th pitcher in the last 16 seasons (since 2008) to make his Major League debut as a starter for the Yankees (most recent: RHP Jhonny Brito (April 2, 2023 vs. SF)).
- Posted an 11.2 scoreless inning streak from June 8-Aug. 11... tossed back-to-back scoreless starts from June 8-July 5.
- Earned his first Major League win in Game 2 of a doubleheader on June 8 vs. CWS after tossing 5.2 scoreless innings (2 H, 1 BB, 3 SO, 1 HP)...retired 17 of his 21 batters

faced.

- Did not record a decision on July 5 vs. BAL despite tossing 5.0 scoreless innings (3 H, 3 BB, 1 SO).
- Made his first career relief appearance on Aug. 11 at MIA and earned his 2nd career win (3.2 IP, 3 H, 2 ER, 1 BB, 2 SO, 1 HR).
- Took the loss on Aug. 16 at ATL after making his shortest start of the season (3.1 IP, 2 H, 2 ER, 3 BB, 3 SO, 1 HR).
- Made 5 of his final 6 appearances of the season from Sept. 1-29 out of the bullpen.
- Started Game 1 of a doubleheader on Sept. 12 at BOS (ND, 3.2 IP, 3 H, 2 ER, 1 BB, 3 K, 1 HR, 1 WP).
- Made his final appearance of the season on Sept. 29 at KC, allowing 1 ER over 3.2 innings of relief (4 H, 2 BB, 6 SO)... matched the longest relief outing of his career (also 3.2 innings in relief on Aug. 11 at MIA)...his 6 SO also matched a career high (also: 6 SO in his ML debut on May 26 vs. SD).
- Spent the majority of the season with Triple-A Scranton/Wilkes-Barre, going 3-8 with a 4.59 ERA (80.1 IP, 78 H, 45R/41ER, 40 BB, 96 SO, 10 HR) in 17 starts.

RANDY VÁSQUEZ



2022

- Spent 2022 with Somerset (AA), going 2-7 with 3.90 ERA (115.1 IP, 106 H, 56R/50ER, 41 BB, 120 SO, 11 HR) in 25 starts.
- Was T-3rd among Yankees farmhands in games started, 5th in innings pitched and 8th in strikeouts.
- Was 2nd in the Eastern League in ERA, 4th in opponents' batting average, T-4th in games started, 5th in WHIP, 8th in innings pitched and 9th in strikeouts.
- Was named the Eastern League Pitcher of the Week from May 9-15 after not allowing a hit over 5.2 scoreless innings on May 13 at Altoona (2 BB, 5 SO).
- Following the season, was tabbed by Baseball America as the Yankees' No. 9 prospect and labeled as having the "Best Curveball" among Yankees farmhands.

2021

- Combined with Low-A Tampa, High-A Hudson Valley and Double-A Somerset to go 8-4 with a 2.52 ERA (107.1 IP, 91 H, 47R/30ER, 38 BB, 130 SO, 4 HR) in 23 games (21 starts)... led all Yankees minor leaguers in ERA while ranking T-4th in starts, 5th in innings pitched and T-5th in wins.
- Began the year with Low-A Tampa, going 3-3 with a 2.34 ERA (50.0 IP, 35 H, 24R/13ER, 23 BB, 58 SO, 2 HR) in 13 games (11 starts)... was named the Low-A Southeast Pitcher of the Week for July 5-11 after allowing just 2 H over 6.0

scoreless innings (5 SO, 1 HP) in his July 9 start at Dunedin.

- Was promoted to Hudson Valley on July 20, posting a 3-0 record with a 1.75 ERA (36.0 IP, 33 H, 8R/7ER, 8 BB, 53 SO, 0 HR) in 6 starts...earned High-A East Pitcher of the Month honors for August after going 2-0 with a 0.36 ERA (1 ER, 24.2IP) and 36 SO in 4 starts with Hudson Valley.
- Promoted to Double-A Somerset on Aug. 24, going 2-1 with a 4.22 ERA (21.1 IP, 23 H, 15R/10ER, 7 BB, 19 SO, 2 HR) and 19 SO in 4 starts.

2018-20

- Did not pitch in **2020** due to the COVID-19 pandemic.
- In **2019**, went 4-1 with a 3.29 ERA (54.2 IP, 36 H, 23R/20ER, 28 BB, 53 SO, 6 HR) in 11 starts with Rookie-level Pulaski... ranked 4th in the Appalachian League in innings...limited opponents to an Appalachian League-low .188 (36-for-192) AVG.
- Made his professional debut in **2018**, with the DSL Yankees and GCL Yankees West, going 1-1 with a 1.78 ERA (30.1 IP, 16 H, 8R/6ER, 12 BB, 28 SO, 1 HR) in 9 games (7 starts)... began the year with the DSL Yankees, going 1-0 with a 0.96 ERA (18.2 IP, 6 H, 4R/2ER, 6 BB, 22 SO, 0 HR) in 6 games (4 starts)...was transferred to the GCL Yankees West on Aug. 1 and went 0-1 with a 3.09 ERA (11.2 IP, 10 H, 4R/ER, 6 BB, 6 SO, 1 HR) in 3 starts.

RANDY VÁSQUEZ CAREER PITCHING

Season	Team	Level	W	L	ERA	G	GS	CG	SV	SVO	IP	H	R	ER	HR	HB	BB	SO	WHIP	AVG	AB	WP	GIDP	TBF	NP-S
2018	D-YAN	ROK	1	0	0.96	6	4	0	0	0	18.2	6	4	2	0	2	6	22	0.64	.102	59	3	2	68	138-104
2018	G-YAW	ROK	0	1	3.09	3	3	0	0	0	11.2	10	4	4	1	1	6	6	1.37	.233	43	3	1	51	85-57
2018	2 Teams	Minors	1	1	1.78	9	7	0	0	0	30.1	16	8	6	1	3	12	28	0.92	.157	102	6	3	119	223-161
2019	PUL	ROA	4	1	3.29	11	11	0	0	0	54.2	36	23	20	6	2	28	53	1.17	.188	192	4	2	225	908-559
2021	TAM	A	3	3	2.34	13	11	0	0	0	50.0	35	24	13	2	3	23	58	1.16	.189	185	3	4	212	843-517
2021	HV	A+	3	0	1.75	6	6	0	0	0	36.0	33	8	7	0	0	8	53	1.14	.241	137	3	2	145	524-361
2021	SOM	AA	2	1	4.22	4	4	0	0	0	21.1	23	15	10	2	1	7	19	1.41	.258	89	1	2	97	348-223
2021	3 Teams	Minors	8	4	2.52	23	21	0	0	0	107.1	91	47	30	4	4	38	130	1.20	.221	411	7	8	454	1715-1101
2022	SOM	AA	2	7	3.90	25	25	0	0	0	115.1	106	56	50	11	10	41	120	1.27	.239	443	9	8	496	1933-1235
2023	SWB	AAA	3	8	4.59	17	17	0	0	0	80.1	78	45	41	10	9	40	96	1.47	.257	303	5	9	357	1403-854
2023	NYG	MLB	2	2	2.87	11	5	0	0	0	37.2	30	12	12	5	4	18	33	1.27	.211	142	3	0	166	669-428
2024	ELP	AAA	2	6	8.21	10	10	0	0	0	41.2	60	40	38	10	4	13	44	1.75	.333	180	3	2	200	718-472
2024	SD	MLB	4	7	4.87	20	20	0	0	0	98.0	119	56	53	13	6	29	62	1.51	.304	391	5	14	431	1687-1091
Career	2 Teams	MLB	6	9	4.31	31	25	0	0	0	135.2	149	68	65	18	10	47	95	1.44	.280	533	8	14	597	2356-1519
Career	8 Teams	Minors	20	27	3.88	95	91	0	0	0	429.2	387	219	185	42	32	172	471	1.30	.237	1631	34	32	1851	6900-4382

CAREER TRANSACTIONS

OPTIONS USED: 2/3

- 2018** Signed by NYG as an international free agent, May 21
- 2023** Acquired by SD from NYG along with RHPs Michael King, Jhony Brito and Drew Thorpe and C Kyle Higashioka in exchange for OFs Juan Soto and Trent Grisham, December 6



ANTHONY VILAR

NRI

Height: 5-10 Bats: L
Weight: 190 Throws: R

92

C

[VEE-lar]
@AnthonyVilar
@anthonyvilar

Full Name	Henry Anthony Vilar
Date of Birth	April 1, 1999 in Miami, Florida
Current Residence	Miami, Florida
2025 Opening Day Age	25
MLB Service Time	0.000
How Obtained	Signed by SD as a 15th-round selection in the First-Year Player Draft on July 19, 2021
Contract Status	Signed through 2025

QUICK HITS

- 2025 marked his first invite to Major League Spring Training.
- A 15th-round selection in the 2021 First-Year Player Draft, he appeared in 235 minor league games in SD's farm from 2021-24 and owned a .224 AVG with .983 fielding percentage behind the dish (32 errors in 1,832 total chances).
- Attended the University of Miami (FL), where he earned All-ACC Second Team honors as a second baseman in 2021, and was named to the All-ACC Academic Team.
- Went to Westminster Christian just south of Miami, where he was a member of the State Championship team in 2015, and named team MVP after both his junior and senior seasons.

2024 SEASON

- Opened the season with High-A Fort Wayne (74 G) before being assigned to Double-A San Antonio (26 G) on August 6.
- Recorded career highs in games (100), at-bats (329), runs (49), hits (75), doubles (12), triples (3), extra-base hits (22), RBI (49), walks (62), strikeouts (108) and batting average (.228)...his 7 home runs were tied for a career best (also: 2023).
- His highest batting clip in a calendar month came in July for Fort Wayne, when he hit .300 (21-for-70) across 20 games with 4 doubles, 1 triple, 2 homers, 11 runs, 13 RBI and 14 walks while hittinghit .050 in April (8 G), .296 in May (20 G) and .244 in June (22 G).
- Hit .284 in day games (19-for-67) compared to a .255 clip (41-for-161) in night contests.
- Logged single-game career highs with 4 RBI on May 3 at Lake County Captains and 4 hits on July 2 at Lansing...also collected his first-career multi-steal (2) game on August 1 vs. the West Michigan.
- Played most of the season at catcher (59 games, 57 starts), where he posted a .974 fielding percentage (15 errors, 581 total chances) behind the dish.
- Posted a 36.3 catcher caught stealing percentage (33 CCS in 91 attempts).
- Also spent time at other positions around the infield

diamond, appearing at first base (14 games, 13 games started), second base (19 games, all starts), third base (2 games, both starts), and SS (2 games, both starts).

- Pitched 2.2 innings in relief across 3 games in which he gave up just 1 hit and 1 walk.
- Following the season, played for the Gigantes de Carolina in the Puerto Rican Winter League where he hit .368 (25-for-68) in 21 games played...started 8 games at second base, 5 games at shortstop, 3 games at third base and 3 games at catcher.

2023

- Began the season with Single-A Lake Elsinore (44 G) before being promoted to High-A Fort Wayne (29 G) on June 27 to finish out the 2023 campaign.
- Slashed .378/.509/.733 over 14 games in April with Lake Elsinore while collecting 5 doubles, 3 home runs, 12 RBI, 10 runs and 12 walks.
- Posted a 7-game hitting streak from April 19-28 (.417, 10-for-24, 10 hits, 4 doubles, 1 home run, 6 RBI, 6 runs and 5 walks).
- Had reverse splits, hitting .304 (14-for-46) vs. southpaws as opposed to hitting .198 (36-for-182) against righties.
- With the TinCaps, hit safely in 7 straight games from July 28 through August 11 where he went 8-for-23 (.348) with 2 doubles, 2 home runs, 6 RBI, 5 walks and 3 runs scored.
- Defensively between both stops, all 66 of his appearances/starts and 567.2 innings played came at catcher, where he recorded a .981 fielding percentage (13 errors, 695 total chances).
- Fielded career bests in games played (66), games started (66), innings played (567.2), and assists (49), all of which were played at Catcher.
- Posted a 26.0 CCS%, throwing out 26 base stealers in 100 attempts.

2022

- Spent the entire season with High-A Fort Wayne where he hit .226 (38-for-168) over 54 games.
- Recorded a 6-game hitting streak from June 29 through July 14 in which he hit .300 (6-for-20).
- Hit .254 (31-for-122) vs. righties with 9 extra-base hits, 14 RBI

ANTHONY VILAR



NRI

and 25 walks...hit just .152 (7-for-46) with 3 extra-base hits, 1 RBI and 5 walks against lefties.

- Posted an errorless campaign in 474 total chances across 49 games at catcher and 1 game at second base (3 total chances).

2021

- Made his professional debut with the Rookie-Level Arizona Complex League Padres, where he hit .217 (5-for-23) in 8 games with 3 extra-base hits, 1 RBI, 3 runs and 5 walks.
- Started at Catcher in 7 of the 8 games he played, with his other start coming as the DH.

- Played in the Cape Cod League during the summer of 2019 for the Chatham Anglers.

- Previously drafted by the Chicago Cubs in the 37th Round of the 2018 MLB First-Year Player Draft before enrolling at Miami.

- Went to high school at Westminster Christian just south of Miami, where he was a member of the State Championship team in 2015, and was team MVP after both his junior and senior seasons...hit .457 with 12 home runs as a senior, batted .500 with 10 home runs as a junior and hit .355 as a sophomore.

- Proposed to his fiancée, Emily, on Christmas Day in 2024.

PERSONAL

- Born in Miami, Fla...his parents are Henry and Rossana Vilar, and he has two sisters, Regina and Sophia.
- Played baseball at the University of Miami primarily as a second baseman from 2019 to 2021 before being drafted by the Padres in June 2021...his father, Henry, also played baseball at the University of Miami from 1990-91.

ANTHONY VILAR CAREER BATTING

Season	Team	League	AVG	G	AB	R	H	2B	3B	HR	RBI	BB	SO	SB	CS	OBP	SLG	OPS	PA	HBP	SAC	SF	GIDP
2021	A-PAD	ROK	.217	8	23	3	5	2	1	0	1	5	4	0	0	.345	.391	.736	29	0	0	1	2
2022	FW	A+	.226	54	168	17	38	10	0	2	15	30	50	1	1	.342	.321	.663	203	1	0	3	1
2023	LE	A	.211	44	133	23	28	8	1	4	19	43	53	2	2	.404	.376	.780	179	1	1	1	2
2023	FW	A+	.232	29	95	13	22	3	0	3	9	11	33	0	1	.321	.358	.679	109	2	0	1	1
2023	2 Teams	Minors	.219	73	228	36	50	11	1	7	28	54	86	2	3	.373	.368	.741	288	3	1	2	3
2024	FW	A+	.257	74	249	34	64	9	3	6	43	44	76	8	0	.378	.390	.768	300	5	1	1	4
2024	SA	AA	.138	26	80	15	11	3	0	1	6	18	32	3	0	.303	.213	.516	100	1	1	0	1
2024	2 Teams	Minors	.228	100	329	49	75	12	3	7	49	62	108	11	0	.359	.347	.706	400	6	2	1	5
Career	4 Teams	Minors	.225	235	748	105	168	35	5	16	93	151	248	14	4	.359	.349	.708	920	10	3	7	11

CAREER TRANSACTIONS

OPTIONS USED: 0/3

- 2021 Signed by SD as a 15th-round selection in the First-Year Player Draft, July 19



TYLER WADE

Height: 6-2 Bats: L

Weight: 192 Throws: R

[\[wayd\]](#)
[X](#) [_tylerwade](#)
[i](#) [tylerwade](#)

14

INF

Full Name	Tyler Dean Wade
Date of Birth	November 23, 1994 in Murrieta, California
Current Residence	Wildomar, California
2025 Opening Day Age	30
MLB Service Time	5.058
MLB Debut	June 27, 2017 @ CWS (with NYY)
How Obtained	Signed as a minor league free agent on November 3, 2023
Contract Status	Signed through 2025 with a club option for 2026

QUICK HITS

- On Nov. 22, 2024, the Padres and Wade agreed on a contract for the 2025 season with a club option for 2026.
- The Murrieta, Calif. native signed with SD as a minor league free agent for the 2024 campaign. SD is the 4th organization for the 4th-round pick from the 2013 Draft, having played previously with NYY (2017-21), LAA (2022) and OAK (2023).
- Over parts of 9 minor league seasons from 2013-23, Wade owned a .274 clip across 829 games. He converted 200 of his 266 stolen base attempts.
- Has made five Opening Day rosters in his career (2018, 2020-21 w/NYY, '22 w/LAA, and '24 with SD). When he made his first Opening Day roster in 2018 at the age of 23 years and 126 days, he was the youngest position player to make a Yankees O.D. roster since Melky Cabrera in 2007 (22 years, 234 days).
- Was on Yankees' Postseason rosters from 2017-21 and the Padres' Postseason roster in 2024. Has appeared in five career Postseason games, and his walk to load the bases in the 9th inning in Game 1 of the 2020 ALDS vs. TB at Petco Park remains his only Postseason plate appearance.
- Hit .524 as a senior at Murrieta Valley HS. Committed to playing collegiately at San Diego State University prior to being drafted in 2013 by the Yankees

- In 38 starts, hit .243 with 2 doubles, 7 RBI, 8 walks, 21 strikeouts, and 8 stolen bases...reached base in all but 12 of those starts...made 52 appearances as a sub, batting just .111 (3-for-27) with 1 double and 1 RBI...went 1-for-12 (.083) as a pinch hitter.
- Collected a hit in 13 of his last 22 starts of the season, batting .261 with a .301 OBP.
- Went just 2-for-19 against left-handed pitchers (.105), and he hit .235 (28-for-119) against righties.
- His 8 swiped bags ranked 8th on the team and were his most since stealing 8 bases in 2022 with the Angels.
- With runners on base, he posted a .344 on-base percentage, compared to his .244 OBP with nobody on.
- Hit .353 (6-for-17) in the month of May (11 games) with a double, RBI, 5 runs scored, .353 OBP, and a .412 SLG...it was his highest clip in a single month with as many games played since he hit .457 (16-for-35) in August of 2021 with the Yankees.
- On Nov. 22, 2024, the Padres agreed on a contract for the 2025 season with a club option for the 2026 season.

POSTSEASON: Played in his second career Postseason (first was in 2020 with the Yankees in the American League Wild Card and Division Series)...played in just one game for San Diego in the National League Division Series (Game 2 in the Padres' 10-2 win), subbing in at shortstop for Xander Bogaerts in the 8th.

2024 SEASON

- Appeared in 90 games in his first year with the Padres, his most since a career high 103 games in 2021 with the Yankees...hit .217 (30-for-138) with the Friars, finishing 4 hits shy of his career high mark of 34 hits in '21.
- Broke camp with the Padres after batting .278 (10-for-36) in 15 Spring Training games with a .350 OBP and .444 SLG.
- 2024 marked his fifth Opening Day roster, and with Manny Machado rehabbing from right elbow surgery in October 2023, Wade started at 3B on Opening Day in the Seoul Series against the Dodgers (March 20).
- In Wade's first 23 games of the season from March 20 - April 24 (before Manny Machado made his season debut at 3B on April 26), he made 21 appearances at 3B (16 starts) and made two errors in 32 total chances (129.0 innings at 3B).

2023

- Signed with OAK as a minor league free agent on December 20, 2022 with an invite to Major League Spring Training.
- Had 3 separate stints with OAK throughout the campaign... originally had his contract selected from Triple-A Las Vegas on April 14 and appeared in 10 games (3 starts; 2 at SS and 1 in LF), going 1-for-13 (.077) at the dish before being designated for assignment on April 29...cleared waivers and was outrighted to LV on May 1.
- Had his contract selected again on June 17 and appeared in 16 games (11 starts; all at shortstop), going 12-for-38 (.316) at the plate before being outrighted back to LV on July 14.
- Had his contract selected for the 3rd time on August 1 but did not appear in a game before being DFA'd again on Aug. 3 and outrighted back to LV on Aug. 4.
- In his 91 games for LV, he hit .291 (99-for-340) with 20 2B,

TYLER WADE



13B, 6 HR, 47 RBI and 68 runs...also converted a minor league career-high 42 of 51 stolen base attempts (82.4%)... also converted each of his 4 stolen base attempts at the ML level with OAK.

- While with LV, made 28 appearances (all starts) at 2B, 27 (26 starts) at SS, 17 (15 starts) in CF, 9 at 3B (all starts), 7 (all starts) in LF, 2 (both starts) in RF and 2 (1 start) as the DH.

2022

- Was on the Opening Day roster for LAA and batted .218 with 1 HR, 8 RBI and a .544 OPS in 67 games...posted ML career highs in at-bats (147) and sacrifice hits (5) with the Angels and matched his high in doubles (5) and extra base hits (6).
- Went 1-for-5 over his first 3 games with LAA, then had a season-best 6-game hitting streak from April 10-18 (8-for-19, .421)...followed that up by going 5-for-27 (.185) over his next 11 games through May 5.
- Finished April with a .304 AVG in 19 games but then hit .160 in 22 games in May and .204 in 25 games in June...went 1-for-16 over a seven-game stretch from May 14-20.
- Hit his lone home run with the Angels on May 27 against TOR, a go-ahead solo shot in the fifth inning...went 10-for-41 (.244) with 1 2B and no RBI over his final 23 games with LAA beginning June 7.
- Was designated for assignment on July 3 and outrighted to Triple-A Salt Lake on July 8...went 1-for-4 in 2 games with the Bees before he was traded to NYY on July 13 for a player to be named later (had been traded from the Yankees to the Angels for a PTBNL or cash on Nov. 22, 2021).
- Spent the balance of the season at Triple-A Scranton/Wilkes-Barre where he hit .227 with 5 HR and 16 RBI in 42 G.
- Reached base safely in each of his first 15 games with a plate appearance for SWB...batted .298 (14-for-47) with 12 walks (.441 OBP) over that span.
- Stole 2 bases on Aug. 6 at Buffalo, his first of two two-steal games (Sept. 25 at Lehigh Valley).
- With LAA, hit .227 (5-for-22) with a .519 OPS against left-handed pitching compared to .216 (27-for-125) with a .549 OPS against righties..
- Started 23 games at 2B, 9 at 3B, 9 at SS, 4 in RF, 2 in LF and 1 in CF...committed 2 errors as 2B (.978 fielding percentage), 2 at 3B (.935) and 1 at SS (.978).
- Combined at Triple-A to bat .228 with 4 HR, 16 RBI and a .723 OPS in 44 games.
- Was successful in 15-of-16 (93.8%) SB attempts.
- Hit .252 (23-for-103) with all 4 of his home runs and a .818 OPS against right-handed pitchers compared to .167 (7-for-42) against left-handers.

2021

- In 5th big league season with NYY, set career highs in

several offensive categories, including hits (34), runs (31), stolen bases (17), walks (16), AVG (.268), OBP (.354) and games played (103).

- His 17 steals led the Yankees, ranked 3rd in the AL East (15th in AL) and were the most by a Yankee since 2017 (Brett Gardner, 23 and Jacoby Ellsbury, 22).
- Defensively, appeared at SS (31 games), 3B (27), 2B (19), CF (10), LF (8) and RF (7)...prior to the season, had only played 32 games in the outfield at the Major League level.
- Posted a .356 AVG over his final 42 games of the season (July 30-Oct. 3).

POSTSEASON: Was on the Yankees roster for the AL Wild Card Game against Boston but did not play.

2020

- In his 4th season with NYY, spent entire campaign at the big league level for the first time in career and set then-career bests in games, runs, and home runs.
- Made the Opening Day start at 2B and went 1-for-1 with a run scored at WSH.

POSTSEASON: Played in 2 games in the AL Wild Card Series against CLE but did not have an at-bat...also appeared in 2 games in the ALDS against Tampa Bay...walked to load the bases in the ninth inning in Game 1 at Petco Park in his only postseason plate appearance.

2019

- Had 3 different stints with the Yankees big league club, setting a career high for OPS.
- Swiped a then career-best 7 bases...tallied his first career multi-stolen base game April 25 at Angel Stadium.
- Posted a .297/.366/.486 slash line in 18 games in September.

POSTSEASON: Was on the Yankees roster for the ALDS against Minnesota but did not play.

2018

- Made his first career Opening Day roster for NYY in his 2nd big league season...at the age of 23 years and 126 days, he was the youngest position player to make a Yankees O.D. roster since Melky Cabrera in 2007 (22 years, 234 days).

- Connected for first ML home run July 11 at BAL.

- With Triple-A Scranton/Wilkes-Barre, hit .255 with 46 runs, 18 doubles, four triples, four HR, 27 RBI and 11 stolen bases.

POSTSEASON: Was on the Yankees roster for the AL Wild Card Game against Oakland but did not play.

2017

- After starting the season with Triple-A Scranton/Wilkes-

TYLER WADE

Barre, saw his first big league action during 3 stints with the Yankees.

- Made his ML debut June 27 at CWS as a pinch hitter... scored the game-tying run in the 8th inning...collected his first career hit the following night, a 6th-inning RBI double off Jake Petricka.
- At the Triple-A level, slashed .310/.382/.460 with 68 runs, 22 doubles, 4 triples, 7 HR, 31 RBI and 26 stolen bases, winning the International League batting title...appeared at 2B, SS, 3B, LF, CF and RF.
- Earned International League Post-Season All-Star honors, and was named a Yankees Organizational All-Star by MiLB.com.

POSTSEASON: Was on the Yankees roster for the AL Wild Card game against MIN but did not play.

2016

- Hit .259 with 90 runs, 16 2B, 7 3B, 5 HR, 27 RBI and 66 walks in 133 games with Double-A Trenton, earning both Eastern League Mid and Post-Season All-Star honors.
- Ranked 3rd in the EL in walks and runs and 4th in games and at-bats.
- Played 91 games at SS and 38 at 2B.
- Following the season, batted .251 with 17 runs and 13 walks in 18 games with Scottsdale in the Arizona Fall League...was 10-for-11 in stolen base attempts.

2015

- Combined with Single-A Tampa and Double-A Trenton to bat .262 with 57 runs, 15 2B, 5 3B, 3 HR and 31 RBI in 127 games...stole 33 bases, ranked 3rd among NYY minor leaguers.
- Earned spots on the both the Florida State League Mid and Post-Season All-Star squads...played 100 games at SS and 24 at 2B and hit .298 in 98 games with Tampa.

- Was named FSL "Batter of the Week" for the week of July 6-13 after going 14-for-25 (.560) with 7 runs, 2 2B, 1 3B, 3 BB and 1 SB in 7 games.
- Promoted to Trenton on Aug. 5 and hit .204 in 29 games... ranked by *Baseball America* as the Yankees 7th-best prospect following the season.
- Hit .220 in 14 G with Surprise in the Arizona Fall League.

2014

- Spent the entire season with Single-A Charleston, batting .272 with 77 runs, 26 2B, 6 triples, 1 HR and 51 RBI in 129 games
- T-3rd in the Yankees farm system in stolen bases (22)... played in 94 games at SS, 20 at DH, 15 at 2B and 1 at 1B...
- Following the season, was tabbed an Organization All-Star for NYY by MiLB.com.

2013

- Made his professional debut with the GCL Yankees1 and hit .309 with 10 doubles, 37 runs, 12 RBI, 32 walks and a .429 on-base percentage in 46 games.
- Stole 11 bases in 12 attempts (91.7%)...was transferred to Short-Season Single-A Staten Island on Aug. 28 and went 1-for-13 (.077) in four games

PERSONAL

- Graduated from Murrieta Valley HS (Murrieta, Calif.) in 2013...hit .524 as a senior...had committed to playing collegiately at San Diego State University, but chose to forgo his commitment and sign with the Yankees.



TYLER WADE CAREER BATTING

Season	Team	League	AVG	G	AB	R	H	2B	3B	HR	RBI	BB	SO	SB	CS	OBP	SLG	OPS	PA	HBP	SAC	SF	GIDP	
2013	G-YAI	ROK	.309	46	162	37	50	10	0	0	12	32	42	11	1	.429	.370	.799	198	2	2	0	3	
2013	SI	A(Short)	.077	4	13	0	1	0	0	0	1	2	4	0	0	.200	.077	.277	15	0	0	0	1	
2013	2 Teams	Minors	.291	50	175	37	51	10	0	0	13	34	46	11	1	.412	.349	.761	213	2	2	0	4	
2014	CHS	A(Full)	.272	129	507	77	138	24	6	1	51	57	118	22	13	.350	.349	.699	576	6	2	4	7	
2015	TAM	A(Adv)	.280	98	368	51	103	11	5	2	28	39	65	31	15	.349	.353	.702	418	2	5	4	4	
2015	TRN	AA	.204	29	113	6	23	4	0	1	3	2	24	2	1	.224	.265	.489	117	1	1	0	1	
2015	2 Teams	Minors	.262	127	481	57	126	15	5	3	31	41	89	33	16	.321	.333	.654	535	3	6	4	5	
2016	TRN	AA	.259	133	505	90	131	16	7	5	27	66	103	27	8	.352	.349	.701	583	7	4	1	2	
2017	SWB	AAA	.310	85	339	68	105	22	4	7	31	38	75	26	5	.382	.460	.842	388	4	1	4	3	
2017	NY Yankees	MLB	.155	30	58	7	9	4	0	0	2	5	19	1	1	.222	.224	.446	63	0	0	0	2	
2018	SWB	AAA	.255	91	364	46	93	18	4	4	27	37	82	11	8	.328	.360	.688	408	3	2	2	3	
2018	NY Yankees	MLB	.167	36	66	8	11	4	0	1	5	4	23	1	0	.214	.273	.487	70	0	0	0	1	
2019	SWB	AAA	.296	79	301	51	89	19	4	4	38	23	76	13	5	.352	.425	.777	335	4	4	2	2	
2019	NY Yankees	MLB	.245	43	94	16	23	3	1	2	11	11	28	7	0	.330	.362	.692	108	1	2	0	0	
2020	NY Yankees	MLB	.170	52	88	19	15	3	0	2	3	10	12	22	4	1	.288	.307	.595	105	3	1	1	1
2021	NY Yankees	MLB	.268	103	127	31	34	5	1	0	5	16	37	17	6	.354	.323	.677	145	1	0	0	3	
2022	SL	AAA	.250	2	4	1	1	1	0	0	0	0	2	0	0	.250	.500	.750	4	0	0	0	0	
2022	SWB	AAA	.227	42	141	26	32	6	1	4	16	27	35	15	1	.353	.369	.722	170	1	0	1	2	
2022	LAA	MLB	.218	67	147	22	32	5	0	1	8	10	33	8	5	.272	.272	.544	163	1	5	0	3	
2022	2 Teams	Minors	.228	44	145	27	33	7	1	4	16	27	37	15	1	.351	.372	.723	174	1	0	1	2	
2023	LV	AAA	.291	91	340	68	99	20	1	6	47	47	86	42	9	.384	.409	.793	400	5	6	1	5	
2023	OAK	MLB	.255	26	51	8	13	1	1	0	2	4	13	4	0	.309	.314	.623	55	0	0	0	0	
2024	SD	MLB	.217	90	138	28	30	3	0	0	8	11	29	8	1	.285	.239	.524	156	2	4	0	0	
Career	4 Teams	MLB	.217	447	769	139	167	28	3	7	51	73	204	50	14	.291	.289	.580	865	8	12	1	10	
Career	8 Teams	Minors	.274	829	3157	521	865	151	32	34	281	370	712	200	66	.355	.374	.729	3612	35	27	19	33	

POSTSEASON (COMBINED)

Season	Team	League	AVG	G	AB	R	H	2B	3B	HR	RBI	BB	SO	SB	CS	OBP	SLG	OPS	PA	HBP	SAC	SF	GIDP
2020	NY Yankees	MLB	.000	4	0	1	0	0	0	0	0	1	0	0	0	1.000	.000	1.000	1	0	0	0	0
2024	SD	MLB	.000	1	0	0	0	0	0	0	0	0	0	0	0	.000	.000	.000	0	0	0	0	0
Career	2 Teams	MLB	.000	5	0	1	0	0	0	0	0	1	0	0	0	1.000	.000	1.000	1	0	0	0	0

CAREER TRANSACTIONS

OPTIONS USED: 3/3

- 2013** Signed by NY Yankees as a 4th-round selection in the First-Year Player Draft, June 13
- 2021** Acquired by LAA from NY Yankees for a PTBNL, November 22
- 2022** Acquired by NY Yankees from LAA for a PTBNL, July 14
Signed by OAK as a minor league free agent, October 20
- 2023** Signed by SD as a minor league free agent, November 3
- 2024** Signed by SD as a Major League free agent with a club option for 2026, November 22



MATT WALDRON

Height: 6-3 Bats: R
Weight: 242 Throws: R

X @Matt_Waldron10
m @mattwaldron12

61

RHP

Full Name	Matthew Lawrence Waldron
Date of Birth	September 26, 1996 in Omaha, Nebraska
Current Residence	Omaha, Nebraska
2025 Opening Day Age	28
MLB Service Time	1.039
How Acquired	Acquired by SD from CLE as the PTBNL on November 8, 2020
Contract Status	Signed through 2025

- ### QUICK HITS
- In 2024, he broke camp with SD and opened the season as SD's No. 5 starter.
 - Strung together a 9-start streak allowing 2 ER-or-fewer across 5.0+ IP from May 11-June 24, 2024 - tied for the 2nd-longest such streak of any NL hurler with Chris Sale and Paul Skenes, trailing only Zack Wheeler's 11.
 - Entered 2025 having thrown the 3rd-most knuckleballs (1,116) in the Statcast era (since 2015), trailing only R.A. Dickey (7,465) and Steven Wright (3,737).
 - In '24, he threw 936 knuckleballs (38.2% usage rate) while the rest of MLB threw 35. Opponents hit .246 (50-203) with a .227 xBA against the pitch. 68 of his 133 strikeouts and a 27.5 whiff rate came against the knuckler.
 - Made his Major League Debut in 2023 with SD, being recalled from Triple-A El Paso 5 times throughout the season.
 - Acquired by SD from CLE on November 8, 2020 as the player to be named in the 9-player deal that brought Mike Clevinger to San Diego at the 2020 trade deadline. Including Postseason action, Clevinger made 30 appearances (29 starts) for SD (4.47 ERA, .239 AVG, 1.23 WHIP from 2020-22. From 2023-24 for the Padres, Waldron made 35 appearances (32 starts - 4.79 ERA, .253 AVG, 1.26 WHIP).
 - Tossed 3.0 innings for his part of a combined no-hitter in 2019 for Class A Short Season Mahoning Valley. First pitch was delayed 93 minutes by rain, and Waldron pitched innings 4 through 6.
 - First taught himself the knuckleball while playing catch with his twin brother growing up in Omaha. Pushed the usage rate on his knuckler to over 70% in 2021 in minor league ball, striking out 103 and walking just 35 in 103.2 regular season innings.

- ### 2024 SEASON
- In his first full MLB season, his 10 total quality starts tied with Joe Musgrove for 3rd-most in the SD rotation, trailing only Dylan Cease (16) and Michael King (14).
 - Broke camp with SD after leading all SD hurlers with 1.35 Spring ERA across 13.1 IP...he struck out 11 and walked none.
 - Prior to being designated as 1 of SD's 3 Seoul Series Extras,

- he followed starter Dylan Cease with allowing 1 unearned run in 3.1 innings vs. the LG Twins on March 18 in the 2nd of 2 exhibition games in Korea.
- Pregame before the Opening Series at Petco Park on Thurs, March 28, Manager Mike Shildt announced Waldron cracked the Padres rotation as SD's No. 5 starter...he made his season debut on April 1 vs. STL (L, 4.0 IP, 9 H, 4 ER)
- After a 2 hour and 15 minute rain delay, Waldron limited the Dodgers to 1 run on 3 hits and a career-high 4 walks on April 13 at Dodger Stadium in SD's 5-2 defeat.
- After receiving 5 total runs of support across his first 4 starts from April 1-19, he received 5 runs and his 2nd MLB victory behind his 2nd career quality start on April 24 @ COL in SD's 5-2 win...Waldron received all 5 runs of support in the win after the club scored a total of 7 runs in his previous 4 starts.
- May 5 at Chase Field, he allowed then-career highs in runs (8) and earned runs (7), while his 3.0 IP marked the shortest outing of his career (as a starter or reliever)...his 65 total pitches were the 2nd-fewest he's thrown, trailing just his 62 in his MLB debut on June 24, 2023 vs. WSH.
- Across his next 18 starts from May 11-July 24, he ranked 2nd among all qualifying NL starters in IP (84.2), 4th in WHIP (0.99), 5th in ERA (2.76), opponents' AVG (.210), base runners allowed/9 IP (9.46) and 9th in HR/9 IP (0.85).
- Strung together a 9-start streak allowing 2 ER-or-fewer across 5.0+ IP from May 11-June 24, tied for the 2nd-longest such streak of any NL hurler with Chris Sale and Paul Skenes, trailing only Zack Wheeler's 11...he's also 1 of 8 Padres pitchers to ever have such a streak, with Blake Snell's 13 during his Cy Young 2013 season being the most recent...Mat Latos' 15 in 2010 are the most consecutive such starts in SD history.
- After setting a franchise record allowing 1+ HR in 8 straight appearances to begin his ML career in '23, and extending that streak to 9 in his '24 debut April 1 vs. STL, Waldron went homer-free in 6 straight appearances from May 17-June 14... he posted a 1.96 HR/9 rate as a rookie in '23, and held 0.71 HR/9 through his first 16 starts in '24 from April 1-July 24.
- May 11 vs. LAD, allowed 2 runs on 2 hits in SD's 5-0 defeat...it was the 3rd of 4 consecutive outings by SD starting pitchers allowing 2 hits-or-fewer across at least 5.0 IP...the Padres became the first team to string together 4 consecutive such starts since at least 1893 (the first season the current mound distance was established).
- Received exactly a third of his run support (25 of 75) across 2 outings (13 on June 8 vs. AZ and 12 on July 24 @ WSH)...

MATT WALDRON



the 13 runs on June 8 vs. AZ were the most an SD hurler had received since Sean Manaea also got 13 runs exactly 2 years prior on June 8, 2022 vs. NYM.

- On the flip side, he received 3 runs of support-or-fewer in 20 of his 26 starts, including 1 run of support-or-fewer 12 times and 0 runs on 4 occasions. (May 11 vs. LAD, June 30 @ BOS, July 19 @ CLE and Aug 21 vs. MIN).
- His first inning strikeout of Francisco Lindor on June 14 @ Citi Field marked his 100th career punchout.
- His first 2 career starts vs. WSH came exactly a year apart, making his MLB debut vs. the Nats on June 24, 2023, and then making his 24th big league appearance and 22nd start vs. WSH on June 24, 2024.
- Had his streak of 6 consecutive quality starts snapped Sunday, June 30 at Fenway Park, the longest QS start streak by an SD hurler in '24.
- Started the first game after the AS Break for SD @ CLE, the team that traded him to SD as a PTBNL in the Mike Clevinger deal...he was tagged with the loss in SD's in SD's eventual 7-0 defeat on July 19 despite twirling 6.0 innings of 1-run ball with 5 SO and 0 BB.
- The Padres won 4 consecutive starts of his from July 19-Aug. 10 before losing both of his final 2 starts on Aug. 16 @ COL and Aug. 21 vs. MIN...went 0-2 and allowed 17 ER (15.30 ERA) on 21 hits across 10.0 IP in those final 2 starts before

being optioned to Triple-A El Paso on Aug. 22.

- Made 3 September starts for the Chihuahuas, going 5.0 innings in all 3 contests with a combined 1-0 record, 4.80 ERA (8 ER, 15.0 IP) and 13 strikeouts against 3 walks.
- Recalled for the regular season finale Sept. 29 and made his lone relief appearance of the year (4.0 IP, 4 ER, 5 R) on 94 pitches thrown, allowing SD to set their pitching plans for the upcoming Wild Card round.
- Ranked 20th among all NL starters (min. 25 starts) and 3rd on the SD staff in pitches per game (90.7).
- Waldron entered 2025 having thrown the 3rd-most knuckleballs (1,116) in the Statcast era (since 2015), trailing only R.A. Dickey (7,465) and Steven Wright (3,737).
- In '24, he threw 936 knuckleballs while the rest of MLB threw 35.
- Opponents hit .246 (50-203) with a .227 xBA against the knuckler...68 of his 133 strikeouts and a 27.5 whiff rate came against the knuckler.
- Along with his sweeper (19.8% usage), he threw the 2nd-most breaking balls in the Majors (1,422) behind only rotation-mate Dylan Cease (1,753)...rounding out the top 5 were Brady Singer (1,350), Logan Gilbert (1,331) and Jack Flaherty (1,306).
- Ranked in the 71st percentile and above in hard-hit rate

MATT WALDRON

(35.0%, 79th), BB rate (6.4%, 75th) and avg exit velocity (88.1 mph, 71st).

2023

- The right-hander pitched exclusively at the Triple-A level for the first time in his career before making his Major League debut with SD...he made 8 appearances (6 starts) for the Padres, going 1-3 with a 4.35 ERA (20 ER, 41. IP), 1.23 WHIP and .244 opponents' AVG.
- At the time of his call-up to the big leagues on June 24, he had struck out 75 Triple-A batters across 66.2 IP (10.1 SO/9 IP ratio) across his 14 appearances (12 starts).
- Faced off against WSH in his ML debut on June 24 and allowed 4 hits (2 HR) across 4.2 IP in SD's 2-0 defeat...it was the only appearance in which he allowed multiple HR, but he allowed 1 HR in all 7 of his other outings...the 8 straight appearances with 1+ HR allowed was the longest home run streak by any Padre to start their career.
- Was recalled from ELP 5 times throughout the season...for the Chihuahuas, he went 2-10 with a 7.31 ERA (75 ER, 92.1 IP) with 99 SO against 30 walks.
- The Padres were on the losing end in each of his first 5 appearances before going 3-0 in all 3 of his September appearances (all starts)...earned his first ML victory on Sept. 16 @ OAK behind 5.1 IP of 2-run ball in SD's 5-2 victory...struck out a career-high 9 hitters in SD's 4-2 victory on Sept. 22 vs. STL but did not factor into the winning decision...tossed a career-high 6.0 IP on Sept. 27 @ SF in his final outing of the campaign but did not factor into SD's 5-2 victory.
- In his 6 starts, he went 1-3 with a 4.55 ERA (16 ER, 31.2 IP), 24 SO, 11 walks, and a .233 opponents' AVG...in his 2 relief outings, he posted a 3.72 ERA (4 ER, 9.2 IP) with a .275 AVG against.
- Limited RHH to a .224 clip (19-85) while LHH batted .267 (20-75), but 6 of his 9 HR allowed came vs. the right side.
- With no runners on base, opposing batters hit .284 (29-102)...with RISP, he limited them to a .185 AVG (5-27) and with RISP/2 out, they hit .214 (3-14).
- Features a knuckleball, throwing the pitch 181 times (26.9%) with a .242 opponent clip (8-33)...his 181 pitches thrown with his knuckle were the most of any player in '23 and the most of any pitcher in a season since Steven Wright threw 719 in 2018...they're also the most knuckleballs thrown in a season by any Padre (since Statcast started tracking pitches in 2008).
- Also relied on a sinker (23.5%), 4-seam fastball (20.7%), slider (15.9%) and cutter (13.1%).

2022

- Split his third professional season between Double-A San Antonio (9 GS) and Triple-A El Paso (16 GS), combining to go 5-10 with a 6.26 ERA (79 ER, 113.2 IP) across 25 starts.

- Notched career bests in starts (25), innings pitched (113.2) and wins (5).
- Began the season at Double-A San Antonio, where he pitched to a 2.84 ERA (14 ER, 44.1 IP) and a 2-1 record across nine starts before ascending to Triple-A El Paso on June 28.
- Turned in his best marks in May with SA, when he posted a 1.31 ERA (3 ER, 20.2 IP) and fanned 17 while allowing just three walks for a 5.67 K/BB across four starts with the Missions.
- Did not allow an earned run over 20.0 innings (4 GS) from May 12 to June 23, compiling a 1-0 record with 15 strikeouts against just a trio of walks while limiting the opposition to a .191 average during the span.
- Spent the balance of the season going 3-9 with a 8.44 ERA (65 ER, 69.1 IP) in his first stint at Triple-A.
- Ranked among the top El Paso arms in starts (3rd, 16), innings pitched (6th, 69.1) and strikeouts (8th, 58).
- Also paced El Paso in losses (9) and hit batters (9) and ranked third in hits allowed (92) and earned runs (65).
- Allowed 14 ER in 2022, 3 shy of the 11 he allowed in his first 2 seasons in 2019 & '21.

2021

- In his first season in SD's system, split the campaign between Fort Wayne (A) and San Antonio (AA), striking out 103 and walking just 35 across 103.2 IP and 20 starts.
- Began the season with FW, compiling a 3-4 record and 3.24 ERA (26 ER, 72.1 IP) to go along with 72 strikeouts, 19 BB and a .255 opp. AVG across 13 starts.
- Allowed 2 ER-or-fewer in 10 of his 13 starts and 1-or-fewer 5 times...reached the 5.0-IP plateau in 11 starts, the 6.0-inning mark 6 times and worked into the 7th or later 3 times.
- Tossed a career-high 8.0 innings in his TinCaps' finale on July 14 at West Michigan, allowing just 1 unearned run on 4 hits while tying his career high with 8 punchouts (3x).
- Promoted to SA on July 19 and made 7 starts for the Missions, going 0-4 with a 6.61 ERA (23 ER, 31.1 IP).
- Tossed 6.0 innings in each of his first 3 starts with SA, going 0-2 with a 4.00 ERA (8 ER, 18.0 IP)...went 0-2 with a 10.13 ERA (15 ER, 13.1 IP) over his final 4 starts.
- Made 5 Arizona Fall League relief appearances for the Peoria Javelinas following the season, allowing 3 ER, across 9.0 IP (3.00 ERA) with 8 SO and 1 BB.

2020

- Did not appear in CLE's 60-man player pool at their Alternate Training Site during the regular season.
- Acquired by SD from CLE on November 8 as the PTBNL to complete the 9-player deal that brought Mike Clevinger to San Diego at the trade deadline.

MATT WALDRON



2019

- Split his first professional season between Rookie-Level Arizona League Indians and Mahoning Valley (A)...went a combined 4-0 with a 2.96 ERA (15 ER, 45.2 IP)
- In his 3rd to last start of the season on Aug. 22 at Williamsport, he tossed 3.0 innings as part of a combined no-hitter for MV, the third no-no in Scrappers' history.

PERSONAL

- Pitched 4 seasons at the University of Nebraska and finished ranked in the top 10 of several Cornhusker all-time lists, including innings pitched (3rd, 300.1), strikeouts (4th, 253), starts (T-5th, 43) and wins (T-8th, 21).
- With the encouragement of the Padres in 2021, he pushed the usage rate on his knuckler to over 70%, striking out 103 and walking just 35 in 103.2 regular season innings. Said Waldron to Sports Illustrated's Emma Baccellieri during Spring 2023: "I didn't really realize how big of a commitment it was...but fortunately it's worked out." The Padres set up Waldron on a few Zooms and phone calls with fellow knuckleballers Tim Wakefield and R.A. Dickey in 2022: "They want to see that pitch at the highest level again..so they have that interest in it."

MATT WALDRON CAREER PITCHING

Season	Team	Level	W	L	ERA	G	GS	CG	SV	SVO	IP	H	R	ER	HR	HB	BB	SO	WHIP	AVG	AB	WP	GDP	TBF	NP-S
2019	A-INR	ROK	1	0	0.90	4	0	0	0	0	10.0	3	1	1	1	0	0	17	0.30	.088	34	2	0	34	73 - 69
2019	MV	A(Short)	3	0	3.53	10	1	0	1	2	35.2	29	15	14	2	1	4	40	0.93	.218	133	0	1	138	523 - 377
2019	2 Teams	Minors	4	0	2.96	14	1	0	1	2	45.2	32	16	15	3	1	4	57	0.79	.192	167	2	1	172	596 - 446
2021	FW	A+	3	4	3.24	13	13	0	0	0	72.1	69	37	26	6	4	19	72	1.22	.256	270	2	2	301	1110 - 723
2021	SA	AA	0	4	6.61	7	7	1	0	0	31.1	35	23	23	2	3	16	31	1.63	.282	124	6	1	144	603 - 371
2021	2 Teams	Minors	3	8	4.25	20	20	1	0	0	103.2	104	60	49	8	7	35	103	1.34	.264	394	8	3	445	1713 - 1094
2022	SA	AA	2	1	2.84	9	9	0	0	0	44.1	42	16	14	2	2	10	38	1.17	.258	163	1	7	177	671 - 456
2022	ELP	AAA	3	9	8.44	16	16	0	0	0	69.1	92	68	65	12	9	29	58	1.75	.317	290	0	2	335	1251 - 767
2022	2 Teams	Minors	5	10	6.26	25	25	0	0	0	113.2	134	84	79	14	11	39	96	1.52	.296	453	1	9	512	1922 - 1223
2023	ELP	AAA	2	10	7.31	20	18	0	0	0	92.1	118	79	75	18	4	30	99	1.60	.313	377	1	7	416	1547 - 1031
2023	SD	MLB	1	3	4.35	8	6	0	0	0	41.1	39	20	20	9	0	12	31	1.23	.244	160	0	2	173	673 - 435
2024	ELP	AAA	1	0	4.58	4	4	0	0	0	19.2	18	11	10	3	2	3	17	1.07	.234	77	0	3	84	298 - 195
2024	SD	MLB	7	11	4.91	27	26	0	0	0	146.2	145	84	80	21	11	40	133	1.26	.255	568	5	10	625	2450 - 1570
Career	SD	MLB	8	14	4.79	35	32	0	0	0	188.0	184	104	100	30	11	52	164	1.26	.253	728	5	12	798	3123 - 2005
Career	5 Teams	Minors	15	28	5.47	83	68	1	1	2	375.0	406	250	228	46	25	111	372	1.38	.277	1468	12	23	1629	6076 - 3989

CAREER TRANSACTIONS

OPTIONS USED: 1/3

- 2019 Signed by CLE as a 18th-round selection in the First-Year Player Draft, June 14
- 2020 Acquired by SD from CLE as a PTBN in the 9-player trade that sent RHP Mike Clevinger to SD, November 8



FORREST WALL

Height: 6-0 Bats: L
Weight: 191 Throws: R

26 OF

Full Name	Forrest Alexander Wall
Date of Birth	March 20, 1995 in Orlando, Florida
Current Residence	Palm Harbor, Florida
2025 Opening Day Age	29
MLB Service Time	0.124
MLB Debut	July 22, 2023 at MIL (with ATL)
How Obtained	Signed by SD as a minor league free agent on January 16, 2025
Contract Status	Signed through 2025

NRI

QUICK HITS

- The Padres are the 5th organization for the former 1st-round pick of the Rockies out of Orangewood Christian HS (FL). Entered 2025 having played in 31 MLB games for ATL (2023-24) and MIA ('24), owning a .311 AVG across 45 plate appearances.
- Owns a .272/.354/.400 minor league career slash line with 280 stolen bases across 900 minor league games between COL (2014-18), TOR (2018-21), ATL (2023-24), MIA ('24) and BAL ('24).
- Tallied 52 stolen bases in consecutive seasons at the Triple-A levels of ATL in 2023 and SEA in 2022. His 243 stolen bases from 2015-23 were 3rd-most in all of minor league baseball.
- Has posted 1.000 fielding percentage in his 93.0 Major League outfield innings. In minor league action, committed just 1 error in 120 G in 2022, did not commit an error in all of 2023 (90 G) and just 2 errors in 78 G in 2024.

2024 SEASON

- Made his first Opening Day roster with ATL in his 10th professional season.
- Hit .294 (10-for-34) with 3 homers and a .959 OPS in 17 Grapefruit League games...successful on 3 of 4 stolen base attempts in Spring.
- Went on to played in 16 MLB games between ATL and MIA, hitting .250 (8-32) with an RBI and 4 runs scored...stole 4 bases in 7 attempts.
- Designated for assignment by ATL on July 22 before being claimed off waivers by MIA on July 25...optioned to JAX and played in 1 G before being recalled by MIA...played in 3 G for the Marlins before being optioned back to JAX.
- DFA'd by MIA on August 26...claimed off waivers by BAL Aug. 28 before being DFA'd 4 days later Sept. 1...cleared outright waivers and was sent to Triple-A Norfolk.
- In 78 Triple-A games between ATL, MIA and BAL, he hit .278/.381/.392 with 19 stolen bases in 24 attempts.

2023

- Got his first Major League work in 2023 with the Braves, posting a slash line of .462/.533/.846 (6-for-13) in 15 games.

ACCOLADES

3x MiLB.com Organization All-Star (2014-15 w/ COL and 2023 w/ ATL)

Eastern League Mid-Season All-Star (2019, New Hampshire)

Eastern League Player of the Week (June 2, 2019 - New Hampshire)

South Atlantic League Player of the Week (June 29, 2015 - Asheville)


Baseball America Rookie All-Star Team (2014, Grand Junction)

- Hit 1 home run and 2 doubles for ATL, while recording 2 RBI and six runs scored...went 5-for-6 in stolen base attempts.
- Made 2 starts for the Braves in the regular season, once in LF (Sept. 24 @ WSH) and once in CF (Sept. 29 vs. WSH).
- Appeared 8 times as a pinch runner, 3 times as a defensive replacement and twice as a pinch-hitter (1-for-2, double).
- Made his MLB debut July 22 at MIL, appearing as a pinch-runner...proceeded to steal second and third on consecutive pitches.
- Collected his first MLB hit - a double off position player, INF turned RHP Danny Mendick, in the first game of a doubleheader, August 12 at NYM (Atlanta won the game, 21-3).
- Hit his first career home run (2-run), in the second game of a doubleheader, September 24 at Washington, off RHP Jose Ferrer.
- Each of his first 3 big league hits went for extra-bases: August 12 (G1) at NYM - double, September 17 at MIA - double, September 24 (G2) at WSH - home run.
- Went 3-for-4 with 3 singles on September 29 vs. WSH, notching the first 3-hit game of his big league career.
- In the minors in 2023, slashed .280/.372/.427 (99-for-354) in 90 games for Triple-A Gwinnett...he hit 8 home runs, 16 doubles and six triples, while recording 43 RBI and 62 runs.
- Did not commit an error all season, positing a team-best 87-game errorless streak from Opening Day (March 31) to August 30.
- Among International Leaguers, ranked 3rd in stolen bases (52) and T-7th in triples (6).
- Among all Atlanta farmhands, he paced the group in stolen bases, ranked second in triples, and 6th in batting average (.280) and slugging percentage (.427) and OPS (.799).
- His 52 stolen bases (52-for-60, 86.7%) set a Gwinnett single-season record, surpassing Luis Durango's 46 steals in 2012

FORREST WALL



NRI



(46-for-62, 74.2%)...the 52 swipes matched his career high from the previous season with Seattle's Triple-A Tacoma in 2022.

- Stole multiple bases in 9 contests, going 21-for-21 in those games.
- Matched Gwinnett's single-game record of 3 stolen bases on 3 separate occasions: May 5 vs. Charlotte, May 12 at Nashville and May 26 vs. Durham.

POSTSEASON: Appeared twice in ATL's NLDS defeat vs. PHI...first as a pinch-hitter in the 8th inning of Game 3 (fly out), before remaining in left field...entered in the 7th inning of Game 4 as a pinch-runner, before remaining in center field.11-6 defeat.

2022

- Played exclusively at Triple-A Tacoma in the Mariners' organization, appearing in 120 games at all three outfield positions, as well as designated hitter.
- Posted a .996 fielding percentage in 249 chances as an outfielder, committing just one error.
- Stole 52 bases, his most in a single season as a professional...Was caught stealing 12 times...Previous best was 38 steals, done across two different levels (three teams).

2021

- Batted .266 (79-297) with 46 runs, 15 doubles, 5 triples, 1 home run, 20 RBI and 35 stolen bases in 39 attempts in 78 games with Triple-A Buffalo.
- Was on the 7-day Injured List from June 8-July 21.

2020

- Did not play in 2020 due to the COVID-19 cancellation of the minor league season.

2019

- Began the 2019 season with Toronto's Double-A New Hampshire, ranking 7th in the Eastern League in doubles (27).
- From May 27-June 2, hit .515 (17-for-33) with 2 HR, 6 doubles and 7 RBI, earning Eastern League Player of the Week honors.
- Promoted to Buffalo for his Triple-A debut on August 18.
- Between both stops, hit .268 (124-462) with 79 runs, 30 doubles, 4 triples, 11 home runs, 45 RBI and 14 stolen bases.

FORREST WALL

NRI



2018

- Traded by COL, along with INF Chad Spanberger, to TOR in exchange for RHP Seunghwan Oh on July 26.
- Batted .263 (132-502) with 89 runs, 24 doubles, 8 triples, 10 home runs, 44 RBI and 38 stolen bases between High-A Lancaster, Double-A Hartford (COL) and Double-A New Hampshire (TOR).

2014-17

- Appeared in just 22 games in **2017** with High-A Lancaster, batting .299 (26-87) before a dislocated shoulder forced him to miss the remainder of the season.
- In **2016**, hit .264 (121-459) with 16 doubles, 4 triples, 6 home runs, 56 RBI and 22 stolen bases in 120 games with High-A Modesto.
- Batted .286 (106-371) in **2015** with 16 doubles, 10 triples, 7 home runs, 47 RBI and 25 stolen bases in 103 games between Low-A Boise and Single-A Asheville.
- In his debut **2014** season with COL, hit .319 (50-157) in 41 games with Rookie-Level Grand Junction.

PERSONAL

- Attended Orangewood Christian HS in Maitland, Fla., just north of Orlando.
- Posted a career .461 batting average (106-for- 230) in his high school career, hitting .500-or better in both his junior and senior seasons.
- Ranked 26th nationally in the final 2014 Perfect Game class rankings.

FORREST WALL



NRI

FORREST WALL CAREER BATTING

Season	Team	League	AVG	G	AB	R	H	2B	3B	HR	RBI	BB	SO	SB	CS	OBP	SLG	OPS	PA	HBP	SAC	SF	GIDP
2014	GJ	ROK	.318	41	157	48	50	6	6	3	24	27	32	18	5	.416	.490	.906	188	0	3	1	3
2015	BOI	A(Short)	.500	4	10	4	5	0	0	0	1	6	2	2	2	.647	.500	1.147	17	0	0	1	0
2015	ASH	A(Full)	.280	99	361	57	101	16	10	7	46	41	72	23	9	.355	.438	.793	416	3	7	4	3
2015	2 Teams	Minors	.286	103	371	61	106	16	10	7	47	47	74	25	11	.366	.439	.805	433	3	7	5	3
2016	MOD	A(Adv)	.264	120	459	57	121	16	4	6	56	41	97	22	11	.329	.355	.684	521	6	10	5	4
2017	LAN	A(Adv)	.299	22	87	17	26	4	1	3	16	9	16	5	3	.361	.471	.832	98	0	1	1	0
2018	LAN	A(Adv)	.305	47	203	43	62	11	5	3	19	23	47	20	8	.382	.453	.835	230	2	2	0	5
2018	HFD	AA	.206	46	170	27	35	6	1	6	12	17	42	8	3	.289	.359	.648	190	3	0	0	5
2018	NH	AA	.271	35	129	19	35	7	2	1	13	13	46	10	3	.354	.380	.734	147	4	0	1	2
2018	3 Teams	Minors	.263	128	502	89	132	24	8	10	44	53	135	38	14	.343	.402	.745	567	9	2	1	12
2019	NH	AA	.270	109	415	70	112	27	4	9	41	49	109	13	8	.353	.419	.772	469	4	1	0	9
2019	BUF	AAA	.255	14	47	9	12	3	0	2	4	6	14	1	0	.340	.447	.787	53	0	0	0	0
2019	2 Teams	Minors	.268	123	462	79	124	30	4	11	45	55	123	14	8	.351	.422	.773	522	4	1	0	9
2021	BUF	AAA	.266	78	297	46	79	15	5	1	20	30	87	35	4	.343	.360	.703	336	6	1	2	2
2022	TAC	AAA	.255	120	412	67	105	17	3	6	41	42	125	52	12	.333	.354	.687	467	8	2	3	3
2023	GWN	AAA	.280	90	354	62	99	16	6	8	43	52	90	52	8	.372	.427	.799	411	2	0	3	4
2023	ATL	MLB	.462	15	13	6	6	2	0	1	2	2	4	5	1	.533	.846	1.379	15	0	0	0	0
2024	GWN	AAA	.279	51	197	34	55	7	2	5	18	28	58	12	5	.380	.411	.791	231	4	2	0	2
2024	JAX	AAA	.292	13	48	6	14	2	0	0	0	6	11	4	0	.382	.333	.715	55	1	0	0	3
2024	NOR	AAA	.261	14	46	7	12	2	0	1	6	8	19	4	0	.382	.370	.752	56	1	1	0	0
2024	ATL	MLB	.241	13	29	3	7	0	0	0	1	3	6	3	3	.313	.241	.554	32	0	0	0	0
2024	MIA	MLB	.333	3	3	1	1	0	0	0	0	2	1	0	0	.333	.333	.666	3	0	0	0	0
2024	3 Teams	AAA	.278	78	291	47	81	11	2	6	24	42	88	20	5	.381	.392	.773	342	6	3	0	5
2024	2 Teams	MLB	.250	16	32	4	8	0	0	0	1	3	8	4	3	.314	.250	.564	35	0	0	0	0
2024	3 Teams	Minors	.278	78	291	47	81	11	2	6	24	42	88	20	5	.381	.392	.773	342	6	3	0	5
Career	2 Teams	MLB	.311	31	45	10	14	2	0	1	3	5	12	9	4	.380	.422	.802	50	0	0	0	0
Career	12 Teams	Minors	.272	903	3392	573	923	155	49	61	360	398	867	281	81	.354	.401	.755	3885	44	30	21	45

POSTSEASON (COMBINED)

Season	Team	League	AVG	G	AB	R	H	2B	3B	HR	RBI	BB	SO	SB	CS	OBP	SLG	OPS	PA	HBP	SAC	SF	GIDP
2023	ATL	MLB	.000	2	1	0	0	0	0	0	0	0	0	0	0	.000	.000	.000	1	0	0	0	0
Career	ATL	MLB	.000	2	1	0	0	0	0	0	0	0	0	0	0	.000	.000	.000	1	0	0	0	0

CAREER TRANSACTIONS

OPTIONS USED: 1/3

- 2014 Signed by COL as 1st-round selection (CB-A, 35th overall) round of the First-Year Player Draft, June 21
- 2018 Acquired by TOR from COL along with Chad Spanberger in exchange for Seunghwan Oh, July 25
- 2021 Signed by SEA as a minor league free agent on February 21
- 2023 Signed by ATL as a minor league free agent on January 28
- 2024 Claimed off waivers by MIA from ATL, July 25
- Claimed off waivers by BAL from MIA, August 28
- 2025 Signed by SD as a minor league free agent, January 16



J.B. WENDELKEN

NRI

Height: 6-0 Bats: R
Weight: 260 Throws: R

64

RHP

X @jb_wendelken
@jb_wendelken

Full Name	Jeffrey Benjamin Wendelken
Date of Birth	March 24, 1993 in Savannah, Georgia
Current Residence	Portal, Georgia
2025 Opening Day Age	32
MLB Service Time	3.124
MLB Debut	May 8, 2016 at BAL (with OAK)
How Obtained	Signed by SD as a minor league free agent on January 17, 2025
Contract Status	Signed through 2025

QUICK HITS

- Returned to affiliated baseball on a minor league deal with SD for 2025 after pitching in Japan for the Yokohama DeNa BayStars the last 2 seasons. Managed a 1.67 ERA across 86.0 IP in Nippon Professional Baseball from 2023-24, striking out 22.2% of batters faced an 8.8% walk rate.
- Pitched in parts of 6 big league seasons between OAK (2016, '18-21) and AZ ('21-22), going a combined 10-6 with an even 4.00 ERA and 151 strikeouts in 144 appearances (all relief).
- Made 4 consecutive Opening Day rosters for OAK (2019-21) and ARI ('22)
- The 144 first batters he's faced at the Major League level own a .180/.271/.227 slash line with just 1 HR, while he's limited LHH to a .218 (54-for-248) career AVG and RHH have hit .223 (79-for-354).
- Selected by the Red Sox in the 13th round of the 2012 draft and was part of the 3-team trade with DET and CWS that sent Jake Peavy to BOS on July 30, 2013.

but allowed multiple ER in 5 of the 9 in which he allowed ERs.

- For Reno, he went 5-1 with a 2.63 ERA (7 ER, 24.0 IP) across his 20 relief outings...all 7 ER came across his first 5 app from July 15-Aug 3 before he did not allow an ER across his final 14 appearances from Aug. 19-Sept. 27, also going 4-for-4 in SVO.

2021

- Combined to go 4-3 with 2 SV, a 4.33 ERA (21 ER, 43.2 IP) in a career-high 46 games between OAK and AZ.
- Made his 3rd consecutive Opening Day roster for OAK and posted a 2.61 ERA (3 ER in 10.1 IP) in his first 13 outings with the A's.
- Landed on the 10-day IL from May 2-June 28 (strained left oblique).
- Claimed by the D-backs off waivers from the A's on Aug. 11.
- Earned his first career save on Sept. 12 @ SEA...recorded another save Sept. 23 vs. STL.
- Owned a 3.42 ERA in his 26 home appearances compared to a 5.40 ERA in 20 away outings.

2024 SEASON

- Re-signed a 1-year deal in Japan with the Yokohama DeNa BayStars of Nippon Professional Baseball on November 29, 2023.
- Made 28 appearances for the BayStars, going 1-1 with a 1.71 ERA (5 ER, 26.1 IP)...allowed just 1 HR for the 2nd consecutive season.

2023

- Signed with Yokohama on November 27, 2022.
- Pitched in 61 games for the BayStars in his first NPB season, going 2-2 with a 3 SV and 33 holds with a 1.66 ERA (11 ER, 59.2 IP)...allowed just 1 HR.

2022

- Made the Opening Day roster for ARI and recorded 29 relief appearances, going 2-1 with a 5.28 ERA (17 ER, 29.0 IP).
- Designated for assignment on July 5 before he cleared waivers and was outrighted to Triple-A Reno on July 11.
- Did not allow an earned run in 21 of his 29 outings for ARI,

2020

- With the exception of a 4-day stint on the IL at the end of the season, he spent the entirety of the 60-game, COVID-shortened campaign with the A's...was 1-1 with a 1.80 ERA and .183 opponents' AVG in 21 relief appearances...struck out 31 batters in 25.0 innings (11.16 SO/9 IP).
- First batters faced were 1-for-19 with no extra base hits and two walks...had the 4th-lowest opponents' SLG against first batters in the majors (.053), 5th-lowest OPS (.195), T-5th lowest AVG (.053) and T-6th lowest on-base percentage (.143).
- Allowed 8-of-25 (32.0%) inherited runners to score...the inherited runners were the most in the Majors and the runners scored T-3rd most
- Held both RHH (.175) and LHH (.194) to sub-.200 clips
- Opponents were 0-for-14 with no walks and 6 strikeouts when leading off an inning
- Allowed a .200 AVG with RISP, but opponents were 1-for-18 (.056) with RISP/2 outs...
- Compiled a 1.26 ERA at home and a 2.53 ERA on the road.

J.B. WENDELKEN



- Did not allow an earned run in 19 of his 21 appearances.
- Tied his career high with a 17.2-inning scoreless streak from May 9, 2019- Aug. 3, 2020 (also: July 24, 2018-March 30, 2019).

POSTSEASON: Made 4 appearances in the Wild Card Round and ALDS, going 0-1 with a 3.86 ERA (2 ER in 4.2 IP).

- Scoreless in both of his 2 WC outings and 3.2 IP vs. CWS, allowing just 1 hit.
- Charged with 4 unearned runs and the loss in Game 1 of the ALDS vs. Astros...allowed 2 ER in 0.1 IP in OAK's Game 4, 11-6 defeat.

2019

- Was 3-1 with a 3.58 ERA and .178 opponents' AVG in 27 relief appearances over 4 stints with OAK...the 27 games were a then-career high, as he had just 21 appearances over his previous 2 seasons in the Majors.
- Struck out 34 batters in 32.2 IP (9.37 SO/9 IP) and surrendered just 2 HR (0.55 HR/9 IP).
- Made his first Opening Day roster in 2019 and made his season debut in Tokyo on March 20 vs. Mariners with 2.0 scoreless innings.
- Did not allow a run in the 7th inning of his 2 outing on March

30 against LAA, extending his scoreless streak to a career-high-tying 17.2 innings dating back to July 24, 2018...

- Went on to post a 5.57 ERA and .243 opponents' AVG in 18 relief outings before he was optioned to Las Vegas May 12.
- Did not allow a run in 9 games over his final 3 stints (11.2 IP) and opponents went 1-for-35 (.029) with no extra base hits, 3 walks and a hit by pitch (.128 OBP).
- LHH batted .160 while RHH batted .191.
- Yielded a .188 AVG with RISP but that jumped to .278 with RISP/2 outs
- First batters faced were 3-for-25 (120) with two walks (.185 on-base percentage)
- Allowed 2-of-14 (14.3%) inherited runners to score after allowing 9-of-11 (81.8%) to score over his first two years.
- Had a 0.84 ERA in 8 games on 1 day of rest, a 4.91 ERA in his other 19 appearances.
- Had a 1.72 ERA at home compared to a 5.29 ERA on the road.
- Recorded his first Major League win June 25 at STL
- Made 1 postseason appearance in Game 1 of the Pacific Coast League Semifinals at Sacramento on Sept. 4 and retired the side in order in the ninth inning of the Aviators 9-3 win (1.0 ip, 1 so).

J.B. WENDELKEN

NRI

- On the A's Wild Card roster but did not pitch for the 2nd consecutive year.

2018

- Began his comeback from UCL reconstruction surgery on his right elbow at Double-A Midland, was promoted to Triple-A Nashville May 10, and eventually compiled a 0.54 ERA and .140 opponents' AVG in 13 relief appearances over 2 stints with OAK.
- Went scoreless in 12 of his 13 app for OAK...his 0.54 ERA was the lowest in the Majors among pitchers with at least 10.0 IP...allowed 4-of-5 (80.0%) inherited runners to score.
- His opponents' AVG included a mark of .080 against LHH compared to .188 against RHH.
- Opponents were 2-for-14 (.143) with RISP.
- Did not allow a run in 11 games and 14.1 innings on 1 day of rest or more
- Did not allow a run in 6 appearances and 7.1 IP at home.
- Did not allow a hit to the opponent's number four (0-for-7), five (0-for-4), eight (0-for-8) or nine (0-for-5) hitters in the order
- Was selected from Nashville July 14 and tossed 0.2 scoreless innings July 20 against SF for his first outing in the Majors since Sept. 15, 2016 at KC.
- Allowed his only run July 24 at TEX, finishing the season with a 14.2 scoreless-inning streak.
- Had a 1.59 ERA and .190 opponents' AVG in 5 outings when he was optioned back to Nashville Aug. 7...returned to Oakland Aug. 30 and did not allow a run in 8 games over his final stint (11.0 IP, 4 H, 1 BB, 7 SO, .111 opponents' AVG).
- On the A's Wild Card roster but did not pitch.

2017

- Missed the entire 2017 season after undergoing Tommy John surgery.

2016

- Spent most of the 2016 season at Triple-A Nashville, where he went 1-4 with 5 saves and a 4.11 ERA in 39 relief appearances...also compiled a 9.95 ERA in 8 relief appearances over 4 stints with OAK in his MLB debut season.
- With OAK, allowed a .327 opponents' AVG and issued 9 walks in 12.2 IP...was recalled for the first time May 8 and made his MLB debut that day at BAL, allowing 4 runs on 4 hits in 1.1 innings (1 bb, 2 so)...struck out Matt Wieters with out in the 7th for his first ML strikeout...was optioned back to Nashville following the game on May 9
- Did not pitch during his 2nd stint that lasted one day (June 3) and had just one outing during his third stint from July 26

to Aug. 1.

- Returned for good Aug. 24, and went scoreless in 3 of his 5 outings from Aug 26-Sept 15...allowed a combined 9 ER across the other 2 appearances.
- Struck out 65 batters in 46.0 IP with Nashville (12.52 SO/9 IP)...stranded all 8 of his inherited runners...posted a 0.90 ERA in 9 games in April and had a 3.27 ERA at the time of his first promotion to Oakland on May 8...logged a 1.93 ERA and .171 opponents' AVG in 6 appearances in August... finished the Triple-A portion of his campaign with a 5-game, 8.1-inning scoreless streak.

2012-15

- Began the **2015** season at Double-A Birmingham and was promoted to Triple-A Charlotte July 25...combined for a 3.20 ERA and .221 opponents' AVG in 39 appearances overall... struck out 69 batters in 59.0 IP (10.53 per 9 innings) and walked just 16 for a strikeout-to-walk ratio of 4.31...yielded a .175 AVG with runners in scoring position...allowed 2-of-14 (14.3%) inherited runners to score...converted 5-of-7 (71.4%) save opportunities, all with the Barons...did not allow a run in 9 of his last 10 games with the Barons (1.88 ERA_ before being transferred to Charlotte July 25...did not allow a run in four his last five appearances (1.23 ERA)...played in the Arizona Fall League following the season and was 0-1 with a 30.47 ERA in four relief appearances for Glendale.
- Spent all of **2014** in the starting rotation at Single-A Winston-Salem and went 7-10 with a 5.25 ERA and .304 opponents' AVG in 27 starts...ranked 3rd in the Carolina League in strikeouts (129) and games started and 4th in IP (145.2)...led the league with 105 runs allowed, which T-5th most in all of minor league baseball...issued just 33 walks and his average of 2.04 BB/9 IP was 3rd lowest among CL starting pitchers...struck out a season-high 13 batters across 7.0 scoreless innings to defeat Frederick July 30, and was named Carolina League Pitcher of the Week on Aug. 4 for his efforts.
- Began the **2013** season at Single-A Greenville in the Red Sox organization before being dealt to CWS July 30 as part of the 3-team, Jake Peavy trade...pitched for Single-A Kannapolis and Single-A Winston-Salem and combined for a 2-2 record, 12 saves, a 3.42 ERA and .257 AVG in 36 app (all in relief)...converted 12-of-13 SVO (92.3%).
- Made his professional debut in **2012** with the Red Sox affiliate in the Gulf Coast League and went 2-0 with two saves, a 1.27 ERA and .147 opponents batting average in 13 relief appearances...had a strikeout-to-walk ratio of 9.33 and did not surrender a home run in 21.1 innings.

J.B. WENDELKEN



NRI

PERSONAL

- Attended Middle Georgia State College...was named the 2012 GCAA Player of the Year.
- Owns a chicken and turkey coop at his ranch in Georgia.
- Was scheduled to host his first J.B. Wendelken Baseball Camp for kids in his native GA in Nov. 2021 but was cancelled due to inclement weather...proceeds were planned to benefit of the

Effingham County Recreation Department.

- Married to Hailee and has a daughter, Aspen...when he underwent Tommy John in 2017, Wendelken said: "Deciding to do surgery was actually the best decision of my life... Family. My lovely wife. Everybody kept me on track...I had some bumpy times coming down that rehab road, but overall, just overcoming that situation, it's eye-opening that you still have family there behind you no matter how low your lows are."

J.B. WENDELKEN CAREER PITCHING

Season	Team	Level	W	L	ERA	G	GS	CG	SV	SVO	IP	H	R	ER	HR	HB	BB	SO	WHIP	AVG	AB	WP	GDP	TBF	NP-S
2012	G-RSX	ROK	2	0	1.27	13	0	0	2	2	211	11	3	3	0	0	3	28	0.66	.147	75	0	0	79	144-132
2013	GVL	A(Full)	2	0	2.77	27	0	0	10	10	65.0	59	20	20	4	3	20	54	1.22	.238	248	6	2	273	763-527
2013	KAN	A(Full)	0	1	9.64	3	0	0	2	3	4.2	8	5	5	0	0	1	8	1.93	.400	20	1	0	22	61-43
2013	WS	A(Adv)	0	1	4.82	6	0	0	0	0	9.1	12	6	5	1	0	7	16	2.04	.308	39	3	0	48	117-86
2013	3 Teams	Minors	2	2	3.42	36	0	0	12	13	79.0	79	31	30	5	3	28	78	1.35	.257	307	10	2	343	941-656
2014	WS	A(Adv)	7	10	5.25	27	27	1	0	0	145.2	181	105	85	15	5	33	129	1.47	.304	596	4	13	650	1295-1011
2015	BIR	AA	6	2	2.72	27	0	0	5	7	43.0	36	14	13	4	0	11	56	1.09	.220	164	0	0	176	670-448
2015	CLT	AAA	0	0	4.50	12	0	0	0	0	16.0	14	11	8	2	0	5	13	1.19	.226	62	0	0	68	254-162
2015	2 Teams	Minors	6	2	3.20	39	0	0	5	7	59.0	50	25	21	6	0	16	69	1.12	.221	226	0	0	244	924-610
2016	NAS	AAA	1	4	4.11	39	0	0	5	7	46.0	48	25	21	5	4	26	65	1.61	.259	185	5	1	217	899-563
2016	OAK	MLB	0	0	9.95	8	0	0	0	0	12.2	18	15	14	3	0	9	12	2.13	.327	55	2	0	64	272-167
2018	MID	AA	0	1	3.38	11	0	0	3	3	13.1	11	6	5	3	0	10	23	1.58	.220	50	0	0	61	216-137
2018	NAS	AAA	1	1	2.80	22	1	0	3	3	35.1	29	11	11	2	0	10	52	1.10	.223	130	1	2	143	612-413
2018	OAK	MLB	0	0	0.54	13	0	0	0	0	16.2	8	1	1	1	0	5	14	0.78	.140	57	1	1	62	243-164
2018	2 Teams	Minors	1	2	2.96	33	1	0	6	6	48.2	40	17	16	5	0	20	75	1.23	.222	180	1	2	204	828-550
2019	LV	AAA	6	3	5.59	30	1	0	3	7	38.2	47	26	24	8	2	19	43	1.71	.297	158	3	4	179	720-462
2019	OAK	MLB	3	1	3.58	27	0	0	0	1	32.2	21	14	13	2	2	9	34	0.92	.178	118	2	0	131	514-324
2020	OAK	MLB	1	1	1.80	21	0	0	0	0	25.0	17	8	5	2	0	11	31	1.12	.183	93	2	4	106	427-266
2021	LV	AAA	0	0	3.60	4	0	0	0	0	5.0	2	2	2	1	1	2	5	0.80	.125	16	0	0	20	82-47
2021	OAK	MLB	2	1	4.32	26	0	0	0	1	25.0	29	15	12	2	0	13	26	1.68	.279	104	4	2	117	436-277
2021	AZ	MLB	2	2	4.34	20	0	0	2	2	18.2	15	9	9	2	0	9	13	1.29	.221	68	0	1	77	313-189
2021	2 Teams	MLB	4	3	4.33	46	0	0	2	3	43.2	44	24	21	4	0	22	39	1.51	.256	172	4	3	194	749-466
2022	RNO	AAA	5	1	2.63	20	0	0	4	6	24.0	11	8	7	0	3	9	33	0.83	.138	80	2	0	94	370-239
2022	AZ	MLB	2	1	5.28	29	0	0	0	0	29.0	25	18	17	4	1	14	21	1.34	.234	107	1	4	122	488-292
Career	2 Teams	MLB	10	6	4.00	144	0	0	2	4	159.2	133	80	71	16	3	70	151	1.27	.221	602	12	12	679	2693-1679
Career	10 Teams	Minors	30	24	4.02	241	29	1	37	48	467.1	469	242	209	45	18	156	525	1.34	.257	1823	25	22	2030	6203-4270

POSTSEASON (COMBINED)

Season	Team	Level	W	L	ERA	G	GS	CG	SV	SVO	IP	H	R	ER	HR	HB	BB	SO	WHIP	AVG	AB	WP	GDP	TBF	NP-S
2020	OAK	MLB	0	1	3.86	4	0	0	0	1	4.2	5	6	2	1	0	1	4	1.29	.250	20	0	0	21	87-53
Career	ATH	MLB	0	1	3.86	4	0	0	0	1	4.2	5	6	2	1	0	1	4	1.29	.250	20	0	0	21	87-53

CAREER TRANSACTIONS

OPTIONS USED: 3/3

- 2012** Signed by BOS as a 13th-round selection in the First-Year Player Draft, June 21
- 2013** Acquired by CWS in a 3-team trade with DET and BOS that sent RHP Jake Peavy to BOS, July 31
- 2015** Acquired by OAK from CWS along with LHP Zack Erwin in exchange for INF Brett Lawrie, December 9
- 2021** Claimed off waivers by ARI from OAK, August 11
- 2025** Signed by SD as a minor league free agent, January 17

STREAM MLB NETWORK 24/7 PLUS LIVE AUDIO FROM ALL 30 TEAMS

WATCH UP TO
15 **OUT-OF-MARKET**
GAMES
PER WEEK

LIVE
AWARD WINNING
DAILY PROGRAMMING
ALONG WITH PLAYER ACCESS, SPECIAL FEATURES, AND MORE.



LISTEN TO
EVERY GAME
NO BLACKOUTS
ALL SEASON
LONG



SCAN HERE TO STREAM TODAY
FOR MORE INFO, VISIT MLB.TV

\$6.99/MONTH
or \$69.99/YEAR



+





HISTORY & RECORDS

HISTORY & RECORDS

2024 SEASON

The 2024 Padres finished with 93 wins, the 2nd most in team history behind just the 1998 club's 98 wins (98-64, .605). It was the 5th 90+ win season in Padres' history and their 1st since 2010 (90-72). The 2024 Padres were the 1st team in MLB history to have turned a triple play, thrown a no-hitter, hit back-to-back-to-back home runs, and to have an 8+ run come-from-behind win in the same season.

San Diego went 93-69 (.574), finishing the year with the NL's top Wild Card spot and 5.0 games behind the Division-leading Dodgers, who went 98-64 (.605). Of the 6 Division Winners in the AL/NL, the Padres had more wins than 2 of them (more than the Astros' 88 wins and the Guardians' 92 wins), and they tied with the NL Central-champion Brewers' 93 wins. The Friars went 45-36 (.556) at home and 48-33 (.593) on the road. While the Padres' 45 home wins ranked just T-11th most in club history at home in a season, they ended 2024 with the most road wins in team history (48), surpassing the 1996 club's 46 victories on the road.

On November 14, 2023, Padres' Chairman and Owner Peter Seidler passed away at the age of 63. The Padres honoured Peter with a celebration of life ceremony at Petco Park on Saturday, March 23. The team wore a "PS" jersey patch in Seidler's memory during the entirety of the 2024 season.

On September 24, 2024 @ LAD, the Padres turned a game-ending triple play to clinch a Postseason berth. With the Padres up 4-2 with nobody out and runners on 1st & 2nd, Robert Suarez forced Miguel Rojas to ground into a 5-4-3 triple play. 3B Manny Machado stepped on 3rd, threw to Jake Cronenworth at 2B, who threw to Donovan Solano at 1B. The triple play was the Padres' 9th in club history, their 1st since June 10, 2010 @ NYM (G2), and their 1st to ever win a game. SD became the 1st team in MLB history to clinch a Postseason berth in a game-ending triple play (h/t @Elias). 2024 marked San Diego's 8th playoff appearance in club history and their 3rd since 2020, joining the following teams: 1984, 1996, 1998, 2005, 2006, 2020, & 2022. The Padres failed to reach the Postseason in 2023, and this Wild Card Series is their 1st playoff appearance since losing 4-1 to the Phillies in the 2022 NLCS.

Padres batters finished the season ranking 1st in MLB in batting average (.263) for the 1st time in franchise history (their previous latest game before this season in leading in AVG was after their 55th game in 1990 when they led with an average of .280). The D-backs also had a .263 average, but the Padres' edged them out in the ranking with a .2634 clip (1456-for-5526), while the D-backs were 0.2629 (1452-for-5522). Excluding the Pandemic-shortened 2020 season, the Padres' .420 slugging percentage was their highest in a single season. Their 190 home runs hit ranked 3rd-most behind the 2023 (205 HRs) and 2019 (219 HRs) SD clubs.

Padres batters struck out just 1,077 times, the fewest of any team, and their 17.6 strikeout percentage was also the lowest in MLB. Their 20.3 swing-and-miss percentage was also the lowest of any team (their 2305 swing and misses were the fewest in MLB), and they led the Majors in percent of swings put in play (39.7 %). SD batters also led the Majors in 2-strike hitting, batting .201 (577-for-2865) when hitting with 2 strikes. Their 577 hits with 2 strikes also led all teams. Luis Arraez's .269 clip with 2 strikes was the 3rd highest in MLB.

It was the Padres' 55th season, and both the Padres and the Nationals were the only active franchises to take 55+ seasons before leading both leagues in team batting average for the 1st time (Nationals are also in their 55th year). The teams to take 55+ years since their club's inception to lead the Majors in average are the Mets (took 58 years from 1962-2019 and led MLB in 2020) and the Astros (took 55 years from 1962-2016 and led MLB in 2017), h/t @Elias.

In 80 regular season Petco Park games in 2024, the Padres set a new all-time franchise single season attendance record with 3,314,593,



HISTORY & RECORDS

2024 SEASON CONT.

surpassing the previous record in 2023 (3,232,310 in 79 games). Including the Korea Series, the Padres' 3,330,545 home attendance finished ranking 3rd behind the Phillies (3,363,712), and Dodgers (3,941,251). In Game 4 of the NL Division Series against the Dodgers, the Padres welcomed 47,773 fans, setting a new Petco Park single-game attendance record. The Padres continue to set new single-game attendance records with each home Postseason game so far this year. In Game 2 of the Wild Card Series, the Padres saw an attendance of 47,705, which eclipsed 50 million fans throughout Petco Park's 20 year history.

21-year-old Jackson Merrill finished the 2024 season with a 5.3 WAR (FanGraphs) leading all Major League rookies (Rookie of the Year winner, Paul Skenes, had a 4.3 WAR). Merrill led all MLB rookies in games played (156), hits (162), extra-base hits (61), RBI (90), AVG (.292), SLG (.500), OPS (.826), and T-1st in HR (24). Merrill had the most XBH (61) and RBI (90) of any SD rookie in a season, and his 24 home runs ranked 2nd behind just Hunter Renfro's 26 in 2017. His 162 hits were also 2nd-most of any SD rookie behind Benito Santiago's 164 (1987). Merrill became the 5th Major League rookie to ever have 156 games played, a .500 SLG, and at least 90 RBI in a season, joining Pete Alonso (2019, NYM), Albert Pujols (2001, STL), Dick Allen (1964, PHI), and Tony Oliva (1964, MIN). The 4 prior players he joined all won Rookie of the Year. Jackson had 6 game-tying or go-ahead HR in the 8th inning-or-later, tying him with Frank Robinson (1956) for the most in a season by a player 21-or-younger since 1900. He also had 5 game-tying or go-ahead HR in the 9th-or-later this year, becoming the 1st player aged 21 or younger in MLB history to do so and surpassing Mel Ott's 4 in 1929. No other player this season had more than 3 such home runs. On March 20 vs. LAD in Korea (for the Korea Series), Merrill made his MLB debut in center field at 20 years and 335 days old, becoming the 1st player younger than 21 to make his debut outside the United States or Canada. He was the 1st Padre to debut before turning 21 since Ryan Weathers on Oct. 6, 2020 (was 20 years and 294 days old) vs. the Dodgers in the NLDS in the Pandemic-shortened season. In starting in CF, he became the 12th Padre to make his debut in center and the youngest Padre to ever do so (previous youngest Padre to make his debut with SD as a center fielder was Tony Gwynn on July 19, 1982 at 22 years and 71 days old). He also joined Andruw Jones and Ken Griffey Jr. as the only players in the last 50 years to start Opening Day in center field before turning 21 (h/t @Elias). At 21 years and 165 days old in Game 1 of the Wild Card Series, Jackson Merrill became the youngest Padre to ever record a Postseason hit and the 5th-youngest player in MLB history to start a Postseason game in center field behind Bryce Harper, Willie Mays, Mickey Mantle and Andruw Jones. He doubled and tripled in Game 2 of the Wild Card Series, becoming the youngest player since Xander Bogaerts in 2013 to hit a triple in the Postseason (did so on Oct. 26, 2013 BOS @ STL). Merrill grew up watching Bogaerts play as a Red Sox fan. In Game 2 of the WC Series, Merrill also became the 1st SD rookie to have 2 XBH in a Postseason game in club history. With his home run in Game 2 of the NLDS @ LAD on Sunday, October 6th, he became the youngest Padre to homer in the Postseason and the 4th-youngest center fielder to hit a Postseason homer, behind Bryce Harper (2012), Andruw Jones (1998), and Mickey Mantle (1952). On August 1st, the Padres announced Jackson Merrill as the club's 2024 Heart & Hustle Award nominee. Created by the MLB Players Alumni Association in 2005, the Heart & Hustle Award is voted on by Alumni and active Major League players and is presented annually to an active player who demonstrates a passion for the game of baseball and best embodies the values, spirit and traditions of the game. On Monday, October 7th, Merrill was named the Padres' nominee for the 2024 Hank Aaron Award, an honor that recognizes the most outstanding regular season offensive performer in each League.

Luis Arraez, who was acquired by the Padres from the Marlins on May 4, won his 3rd straight batting title with a National League-leading .314 average, besting LAD's Shohei Ohtani (.310) and ATL's Marcell Ozuna (.302). Arraez won the 2023 NL batting title with Miami (.354) and the 2022 AL batting title with Minnesota (.316). In doing so with San Diego, he became the 1st player in baseball's



2024 SEASON CONT.

Modern Era (since 1900) to win a batting title with 3 different teams, and he did so in 3 straight seasons. It was the 1st time a Padre won a batting title since Tony Gwynn in 1997, who won 8 batting titles with San Diego. Arraez will join Gwynn and Gary Sheffield (.330 in 1992) as the only 3 Padres to win the award. He was the only player to win a batting title in the AL & NL in consecutive seasons (2022-23), and he was 1 of just 8 AL/NL players since 1900 to win batting titles with multiple clubs. Arraez finished with 200 hits exactly, his 2nd straight season with 200+ hits and behind just his 203 in '23 for the most in his career.

On September 10 @ Seattle, Manny Machado hit his team-leading 26th home run of the season and his 164th as a Padre, setting a new franchise record and besting Nate Colbert's previous record of 163. He extended his home run total as a Padre to 167 with his multi-homer game on Sept. 16 vs. Houston. Machado finished 2024 leading the team in home runs (29), RBI (105), hits (163), and he now has 1,900 career hits since debuting in 2012. Discounting the Pandemic-shortened 2020 season, Machado has hit at least 28 home runs in 5 straight seasons since joining the Friars (2019, 2021-24). In 2020, he hit 16 home runs in 60 games for a career-best 14.00 PA/HR. On September 9th, MLB announced that Machado was named the Padres' 2024 nominee for the Roberto Clemente Award, baseball's most prestigious individual honor for Major Leaguers. The award is the annual recognition of a ML player who best represents the game of Baseball through extraordinary character, community involvement, philanthropy and positive contributions, both on and off the field. As part of the annual program, each MLB Club nominates one player to be considered for the league-wide Award in tribute to Clemente's achievements and character.

Dylan Cease was traded to the Padres on March 13 from the White Sox (as the Padres and staff were preparing to take the bus to the airport for their 13-hour, 23-minute voyage flight to Seoul, Korea). They acquired Cease from the White Sox in exchange for right-handers Steven Wilson, Drew Thorpe, and Jairo Iriarte, and OF Samuel Zavala. On July 25th @ Washington, Dylan Cease tossed the 2nd no-hitter in Padres' history and the 1st of his career, permitting 3 walks with 9 strikeouts. It was the Padres' 1st since Joe Musgrove's no-hitter on April 9, 2021 @ Texas. After waiting out a 1 hour and 16-minute rain delay in the top of the first inning, Cease permitted a leadoff walk to Lane Thomas in the bottom of the first inning before setting down 8 straight. Cease issued another walk to Thomas in the 4th inning and a walk to CJ Abrams in the 7th inning, marking WSH only 3 base runners in the game. He finished the start by retiring the contest's final 9 batters in order. Before his no-hitter, Cease had 1 instance in his career in which he was 1 out shy of a no-hitter (Sept. 3, 2022 vs. MIN), which was broken up by now-teammate Luis Arraez. After Dylan got the final out, Arraez asked Bryce Johnson for the ball to hand to him on the field. Cease became the 6th pitcher in the Expansion Era (since 1961) to both lose a no-hit bid with 2 outs in the 9th inning-or-later and later complete a no hitter, joining Roy Halladay, Dave Stieb, Tom Seaver, Jim Maloney, and Larry Dierker. Cease also made MLB history in becoming the 1st pitcher since at least 1901 with 30+ strikeouts and 2-or-fewer hits allowed in a 3-outing span. In 2024, he also made 6 starts of 6.0+ innings pitched with 0-or-1 hits. Those 6 outings are 2 more than any other pitcher in a season since at least 1901 (h/t @ Sarah Langs).

On July 15th, with the 25th overall selection, the Padres drafted LHP Kash Mayfield in the 1st round of the 2024 MLB First Year Player Draft out of Elk City High School (Okla). Mayfield ranked as the nation's No. 27 prospect in the Class of '24 by MLB Pipeline. The 19 year old is a 2x Gatorade Oklahoma Baseball Player of the Year award winner, and this past Spring, he went 8-0 on the mound with a 0.16 ERA and 115 strikeouts in 44.0 innings.

Prior to the All-Star break, the Padres were just 1 game over .500 at 50-49, and they entered the 2nd half losing 3 straight series. The Padres had 5 All-stars: Jurickson Profar, Jackson Merrill, Fernando Tatis Jr., Luis Arraez, and Robert Suarez. Profar, Suarez, and Merrill played in their 1st ASG, and though they didn't play in the game, it was Tatis' 2nd All-Star selection (also 2021) and Arraez's 3rd (2022-24). The 5 All-Stars tied for the 2nd most in team history with the 5 in 2021, 1992 and 1998. They trailed just the 7 in 1985 for the most in SD history. With Tatis and Profar, the Padres had multiple fan-elected starters for the 7th time in team history, and the 1st since 1997 (Tony Gwynn & Ken Caminiti). On July 3rd, MLB announced Profar and Tatis Jr. would both start the NL All-Star game, becoming the 1st outfielders in SD history to win a fan election since Tony Gwynn in 1999, and the duo were the 1st pair of San Diego outfielders to earn starts together. It was the 1st time the Padres had 5 All Stars since 2021 (Tatis, Jake Cronenworth, Yu Darvish, Mark Melancon, and Manny Machado). With Profar, Tatis, and Merrill, it was the 1st time the Padres ever had 3 outfielders selected to an All-Star Game. At 21 years old, Merrill was the 1st Padres rookie to ever be named an All-Star and the youngest Padre ever (youngest prior were Roberto Alomar in 1990 at 22-155), per Elias. He was the youngest player to be named to the All-Star team in this Midsummer Classic. The last time a player as young or younger played in the All-Star Game was in 2013: Bryce Harper (20-273), Manny Machado (21-010), and Jose Fernandez (20-350).

On Sunday, July 28th, the Padres acquired RHP Jason Adam from the Rays in exchange for RHP Dylan Lesko, OF Homer Bush Jr., and C J.D. Gonzalez. At 3:30 pm PT on Tuesday, July 30th, the Padres announced they acquired LHP Martín Pérez from the Pirates in exchange for LHP Ronaldys Jimenez. At 3:40, SD announced the acquisition OF Brandon Lockridge from the Yankees in exchange for RHPs Enyel De Los Santos and Thomas Balboni Jr. At 3:55, SD announced they acquired LHP Tanner Scott and RHP Bryan Hoeing from the Marlins in exchange for RHPs Adam Mazur and Bryan Hoeing, LHP Robby Snelling, and INF Jay Beshears. After bolstering their 'pen at the trade deadline (since July 30th) with RHP Jason Adam from the Rays and LHP Tanner Scott and RHP Bryan Hoeing from the Marlins, Padres' relievers posted 10.21 strikeouts per 9 IP (4th in MLB), 3.63 SO/BB ratio (4th in MLB), a 3.04 ERA (5th-best in MLB), and allowed just 62 walks (T-3rd fewest).

The Friars emerged from the All-Star break winning 8 consecutive series and going 19-4 in their 1st 23 games out of the break. The 8 straight series wins out of the break tied a franchise record for consecutive series victories with their 8 straight from May 11-June 7, 2007. The Padres snapped the series win streak with their series loss against the Rockies from August 16-18. The D-backs also won 8 straight series out of the break, making it the 1st time in MLB history multiple teams had an 8-series win streak in the same season out of the break (h/t @Elias). SD's 43-20 (.683) record in the 2nd half was the best in MLB, SD pitchers had a 3.38 ERA (4th in MLB), and SD batters scored the T-5th most runs (312). At home since the All-Star Break, the Padres have gone 19-8 (.704) at Petco Park, winning 7 of their 9 series at home in that time for the 2nd-best home winning % in the 2nd half (LAD's 24-10, 706). SD pitchers had a 2.99 ERA and SD batters had a .446 SLG at home in the 2nd half.

The Padres had 4 separate winning streaks this year of at least 5 straight wins, and their season-high winning streak was 7 games (done 2x: 1st from July 20-27 and again from August 3-10). When scoring 1st this year, the Padres had the 2nd-best record in baseball (.68-17, .800), behind just the Dodgers (.68-15, .819). The Padres had 10 walk-off wins this season, tying for the 4th-most walk-off victories of any team this year (tying with Marlins, Rangers, and Phillies), trailing just the Mets (11), Giants (11), and Mariners (11). The Friars had

2024 SEASON CONT.

38 victories this year in games in which they came from behind, and those comeback wins were the 4th-most of any National League club, behind just the Brewers (39), Mets (40), and Dodgers (43). On April 8 vs. the Cubs, the Padres rallied from an 8-run deficit to beat the Cubs 9-8 and tie the largest comeback win in franchise history (other was "Daniel Camarena Game" when the Padres erased an 8-run deficit on July 8, 2021, and reliever Daniel Camarena hit a grand slam off then-Nationals pitcher Max Scherzer for his first career hit). On April 8, 2024 vs. CHC, San Diego plated 7 runs in the 6th. SD batters finished the season hitting .269 with RISP, the 4th-best clip with RISP in baseball (behind the Rangers' .271, Royals' .282, and D-backs' .285). With runners on base, they hit .275, 3rd-best in MLB to the D-backs' .278 and Royals' .280. In the 7th inning or later, their .266 average led the Majors. San Diego had the best record in 2024 in extra-inning games, going 10-2 (.833) this season. It comes after posting the lowest winning percentage in the National League in extra-inning games (went just 2-12, .143 in 2023). The Padres travelled the most miles of any team in MLB this year at 51,690 miles (largely in part because of their Korea Series).

SD went 48-33 (.593) on the road in 2024, the best winning percentage as the visitor in the NL and 2nd-best record in MLB behind NYY's 50-31 (.617). The 48 wins were the most on the road of any team in club history, besting the 1996 club (46 road wins). SD pitchers held opponents to a .238 average in road games in 2024, the lowest opponent average in road games in a season in club history.

SD saw monthly accolades for Robert Suarez (NL Reliever of the Month for May), Jackson Merrill (NL Rookie of the Month for June & August), Dylan Cease (NL Pitcher of the Month for July), and Tanner Scott (NL Reliever of the Month for July, with MIA).

On Sept. 17th vs. HOU, the Padres hit their 102nd HR at Petco Park, setting a new Padres' home run record at home (besting their 101 HR in 2019 at home). San Diego finished the year with 111 home runs hit in downtown San Diego, the 5th-most homers of any team hit at home in MLB behind the Phillies (112), Orioles (112), Yankees (118), and Dodgers (130).

On July 12, 2023, MLB announced that the Padres will open the 2024 season against the Dodgers in Seoul, South Korea. In preparation for San Diego's Opening Day on March 20 vs. LAD, the Padres departed Arizona (Spring Training) for Korea on March 13th after their 1:10 first pitch game vs. the A's. The Seoul Series were the 1st MLB regular-season games ever played in Korea, and it was the 9th time that the season opened outside the 50 U.S. states and Canada (1st time in 5 years since the A's vs. Mariners in 2019 in Tokyo, Japan). It is the Padres' 2nd time opening a season abroad, having done so in 1999 in Monterrey, Mexico (Rockies vs. Padres). It was the 2nd consecutive season that the Padres will play a series outside of the United States or Canada (Mexico City, 2023). Ha-Seong Kim returned to Korea, where he played for 7 seasons from 2014-20 with the Kiwoon Heroes. The Padres and Dodgers split the 2-game Korea Series (LAD won 5-2 in Game 1 and the Padres won 15-11 in Game 2 of the visiting team). The Padres had 3 Asian-born players on their roster in Yu Darvish (Japan), Yuki Matsui (Japan), and Ha-Seong Kim (South Korea). No Padre team has ever had more than two Asian-born players on its Opening Day roster. Other than Yu Darvish and Ha-Seong Kim from 2021-23, the only time they had multiple on their OD roster was in 2006 with current Padres' Special Assistant, Baseball Operations Chan Ho Park (South Korea) and Dodgers' Manager Dave Roberts (Japan). During the Seoul Series in Korea, the Padres adopted the mini heart as their celebration when they get a hit (in addition to a bigger heart with their hands over their head), a trend that took root in South Korea in which the index finger and thumb come together like a snap to form a tiny heart. The gesture was popularized by K-pop idols, who would often use the mini heart to express gratitude to their fans.

Yu Darvish got the 2024 Opening Day nod vs. Tyler Glasnow for Game 1 of the Seoul Series, which was Darvish's 1st time pitching in Asia in a professional (non-WBC) game since he pitched for the Hokkaido Nippon-Ham Fighters in Japan in his last season in Nippon Professional Baseball (NPB) in 2011. It was Darvish's 3rd Opening Day start in his 4 seasons with the Friars (1st since 2022), and he joins a group of 5 pitchers that have started at least 3 opening days for the Padres. Randy Jones, Jake Peavy and Eric Show all started 4, and Andy Benes started 3. He did not make his 3rd consecutive Opening Day start last year due to his pitching commitments for Team Japan in the World Baseball Classic (which he won with former teammate Yoshinobu Yamamoto). Darvish was placed on the Restricted List in early July due to a personal family matter. He missed time early in the year with a neck issue and later landed on the Injured List in June with a groin strain. On September 23rd vs. CWS, Darvish went 6.1 innings of 2-run ball with 3 hits and 0 walks allowed and 9 K's. With his 6th strikeout in the 3rd inning (of Luis Robert Jr.), Darvish reached 2,000 career MLB strikeouts, becoming the 1st Japanese-born pitcher to ever reach the 2,000 K-mark in MLB. Darvish got his 110th MLB win on September 27 @ AZ, and with his 93 wins in Japan's NPB, he tied Hiroki Kuroda for the most combined wins (203) between Japan and MLB (Kuroda had 79 wins in the Majors and 124 in Japan).

Between the Padres infield and outfield, the Padres had 7 former shortstops playing 2024. Manny Machado (played shortstop for 236 total games between the Orioles, Dodgers, and Padres), Ha-Seong Kim (San Diego's SS for most of the season), Xander Bogaerts (prior to 2024, played in 1,338 career games at SS between the Red Sox and Padres), Jake Cronenworth (played in 61 career games at SS for San Diego), Fernando Tatis Jr. (last played SS in 2021 but has played in 242 games at short), Jackson Merrill (though he hadn't played any big league games at SS, he was drafted as a shortstop and played in 178 career minor league games at SS compared to his 5 games in the OF in the minors), and Jurickson Profar (was signed by the Rangers originally as a shortstop and played 104-career games at SS at the ML level).

In Yu Darvish, Joe Musgrove, Dylan Cease, Michael King, and Matt Waldron, the Padres rotation to start the season consisted of only righties. In Game 112 of the season for San Diego (August 3 vs. COL), it marked the Padres' 1st time starting a left-handed pitcher with Martín Pérez getting the ball. The only other Padres' season in which they played more games before seeing a southpaw starter was in 2015 (148 games without one), per Elias.

On October 4, starter Joe Musgrove announced that he would undergo Tommy John surgery. He exited his start on Wednesday in Game 2 of the Wild Card series in the 4th inning with right elbow tightness.

In Game 1 of the Wild Card Series in San Diego's 4-0 win vs. Atlanta, the Padres became the 1st team in MLB Postseason history to have 15 punchouts in a shutout win and 0 walks allowed. In Game 2 of the Wild Card Series vs. ATL, the Padres became the 1st team in MLB Postseason history to have 6 consecutive hits and hit for the cycle in the same inning. They also did it all with 2 outs in the inning (h/t @OptaStats). In Game 2 of the NLDS @ LAD, the Padres became the 1st team in MLB history to hit 6 home runs in a road Postseason game. In Game 3 of the NLDS in San Diego, the Padres won 6-5, but they allowed a grand slam, only scored in 1 inning, and didn't score after the 2nd inning. No other team in MLB history has done all of that and yet still won the game (regular season or Postseason), h/t @OptaStats.

HISTORY & RECORDS

1984 NL CHAMPIONSHIP SERIES

The 1984 Padres became the first team in NLCS play and only the second team in Championship Series history to come back from a 2-0 deficit to win the series (1982 Milwaukee Brewers in the ALCS). The Chicago Cubs hit six home runs in the first two games at Wrigley Field, winning 13-0 and 4-2. But in their return home to San Diego, consecutive record-breaking crowds filled San Diego/Jack Murphy Stadium as the Padres swept the trio of home games, advancing to their first-ever World Series. First baseman Steve Garvey hit .400 (8-for-20) in the five games en route to his second-career NLCS MVP Award. In Game 4, Garvey went 4-for-5 with a dramatic two-run HR off Cubs' ace reliever Lee Smith in the bottom of the ninth. The Padres rallied from a three-run deficit in the fifth game, with Craig Lefferts earning the win in each of the final two games.



Game 1

October 2 @ CHC

	1	2	3	4	5	6	7	8	9	R	H	E
SD	0	0	0	0	0	0	0	0	0	0	6	1
CHC	2	0	3	0	6	2	0	0	x	13	16	0

WP (Sutcliffe) LP (Show) SV (none)

Game 2

October 3 @ CHC

	1	2	3	4	5	6	7	8	9	R	H	E
SD	0	0	0	1	0	1	0	0	0	2	5	0
CHC	1	0	2	1	0	0	0	0	x	4	8	1

WP (Trout) LP (Thurmond) SV (Smith)

Game 3

October 4 vs. CHC

	1	2	3	4	5	6	7	8	9	R	H	E
CHC	0	1	0	0	0	0	0	0	0	1	5	0
SD	0	0	0	0	3	4	0	0	x	7	11	0

WP (Trout) LP (Thurmond) SV (Smith)

Game 4

October 6 vs. CHC

	1	2	3	4	5	6	7	8	9	R	H	E
CHC	0	0	0	3	0	0	0	0	2	0	5	8
SD	0	0	2	0	1	0	2	0	2	7	11	0

WP (Lefferts) LP (Smith) SV (none)

Game 5

October 7 vs. CHC

	1	2	3	4	5	6	7	8	9	R	H	E
CHC	2	1	0	0	0	0	0	0	0	3	5	1
SD	0	0	0	0	0	2	4	0	x	6	8	0

WP (Lefferts) LP (Sutcliffe) SV (Gossage)

shoot skelt 10.2 per mug

1984 SAN DIEGO PADRES

23 - Dick Williams

33 - Harry Dunlop

29 - Deacon Jones

34 - Jack Krol

46 - Norm Sherry

32 - Ozzie Virgil

7 - Kurt Bevacqua

27 - Bobby Brown

1984 WORLD SERIES

In San Diego's first trip to the World Series, the Padres went head-to-head with the Detroit Tigers, who finished the regular season with a Major League-best 104-58 record. The Tigers won Game 1 at San Diego's Jack Murphy Stadium, with the Padres tying the series with a 5-3 win in Game 2. Kurt Bevacqua went 3-for-4 in Game 2 with a fifth-inning, three-run home run, and he hit .412 (7-for-17) with two doubles, two homers and four RBI in the series. Andy Hawkins earned the win in Game 2, working 5.1 shutout innings of one-hit relief. Following the Padres Game 2 victory, the Tigers swept the final three contests to win their fourth World Championship in Detroit Tigers' history.



Game 1
October 9 vs. DET

	1	2	3	4	5	6	7	8	9	R	H	E
DET	1	0	0	0	2	0	0	0	0	3	8	0
SD	2	0	0	0	0	0	0	0	0	2	8	1

WP (Morris) LP (Thurmond) SV (none)

Game 2
October 10 vs. DET

	1	2	3	4	5	6	7	8	9	R	H	E
DET	3	0	0	0	0	0	0	0	0	3	7	3
SD	1	0	0	1	3	0	0	0	x	5	11	0

WP (Hawkins) LP (Petry) SV (Lefferts)

Game 3
October 12 @ DET

	1	2	3	4	5	6	7	8	9	R	H	E
SD	0	0	1	0	0	0	1	0	0	2	10	0
DET	0	4	1	0	0	0	0	0	x	5	7	0

WP (Wilcox) LP (Lollar) SV (Hernandez)

Game 4
October 13 @ DET

	1	2	3	4	5	6	7	8	9	R	H	E
SD	0	1	0	0	0	0	0	0	1	2	5	2
DET	2	0	2	0	0	0	0	0	x	4	7	0

WP (Morris) LP (Show) SV (none)

Game 5
October 14 @ DET

	1	2	3	4	5	6	7	8	9	R	H	E
SD	0	0	1	2	0	0	0	1	0	4	10	1
DET	3	0	0	0	1	0	1	3	x	8	11	1

WP (Lopez) LP (Hawkins) SV (Hernandez)

HISTORY & RECORDS

1996 NL DIVISION SERIES

After winning the West on the last day of the regular season, the Padres were swept in the Division Series by the St. Louis Cardinals, the National League Central Champions. In Game 3, a sellout crowd of 53,899 fans at Jack Murphy Stadium cheered wildly as the Padres erased 1-0 and 5-4 deficits. Following the heartbreaking loss, San Diego fans stood and cheered the Padres, who returned to the field from the clubhouse and recognized the fans for keeping the faith during an unforgettable 1996 season.



Game 1												
October 1 @ STL												
	1	2	3	4	5	6	7	8	9	R	H	E
SD	0	0	0	0	0	1	0	0	0	1	8	1
STL	3	0	0	0	0	0	0	0	x	3	6	0

WP (Stottlemyre) LP (Hamilton) SV (Eckersley)

Game 2												
October 3 @ STL												
	1	2	3	4	5	6	7	8	9	R	H	E
SD	0	0	0	0	1	2	0	1	0	4	6	0
STL	0	0	1	0	3	0	0	1	x	5	5	1

WP (Honeycutt) LP (Bochtler) SV (Eckersley)

Game 3												
October 5 vs. STL												
	1	2	3	4	5	6	7	8	9	R	H	E
STL	1	0	0	0	0	3	1	0	2	7	13	1
SD	0	2	1	1	0	0	0	1	0	5	11	2

WP (Mathews) LP (Hoffman) SV (Eckersley)

HISTORY & RECORDS

1996 NL CHAMPIONSHIP SERIES

After winning the NL West by 9.5 games with a franchise-best 98-64 record, the Padres defeated the Central Division Champion Houston Astros in four games.

In Game 1 against Randy Johnson, Padres' starter Kevin Brown fanned a Division Series-record 16 batters and allowed only two hits in 8.0 shutout innings, en route to the Padres' their first playoff win since 1984. 65,235 fans filled Qualcomm Stadium Upon their return to San Diego, and on just three day's rest, Kevin Brown limited the Astros to one run on three hits over 6.2 innings, and Trevor Hoffman struck out the side in the ninth to preserve the 2-1 win. In Game 4, Sterling Hitchcock defeated Randy Johnson, allowing one run on three hits and 11 strikeouts over 6.0 innings.



Game 1												
September 29 @ HOU												
	1	2	3	4	5	6	7	8	9	R	H	E
SD	0	0	0	0	0	1	0	1	0	2	9	1
HOU	0	0	0	0	0	0	0	0	1	1	4	0

WP (Brown) LP (Johnson) SV (Hoffman)

Game 2												
October 1 @ HOU												
	1	2	3	4	5	6	7	8	9	R	H	E
SD	0	0	0	0	0	2	0	0	2	4	8	1
HOU	1	0	2	0	0	0	0	1	1	5	11	1

WP (Wagner) LP (Miceli) SV (none)

Game 3												
October 3 vs. HOU												
	1	2	3	4	5	6	7	8	9	R	H	E
HOU	0	0	0	0	0	0	1	0	0	1	4	0
SD	0	0	0	0	0	1	1	0	x	2	3	0

WP (Miceli) LP (Elarton) SV (Hoffman)

Game 4												
October 4 vs. HOU												
	1	2	3	4	5	6	7	8	9	R	H	E
HOU	0	0	0	1	0	0	0	0	0	1	3	1
SD	0	1	0	0	0	1	0	4	x	6	7	1

WP (Hitchcock) LP (Johnson) SV (none)




HISTORY & RECORDS

1998 NL CHAMPIONSHIP SERIES

The Padres were considerable underdogs heading to Atlanta to take on the Braves, on the Atlanta, the "team of the '90s." San Diego had not played in the NLCS in 14 years, and the start of the series opener at Turner Field was further delayed by rain by 2 hours and 1 minute. The game started at 10:16 p.m. and went into extra innings, capped by a 10th-inning solo home run from Ken Caminiti to win 3-2.

The Padres claimed Game 2 behind Kevin Brown's three-hit, complete game shutout, fanning 11 in the process. In front of 62,779 at Qualcomm Stadium in Game 3, Sterling Hitchcock and four relievers led the Friars to a 4-1 win, combining to allow one run with 12 strikeouts and out-pitching four-time Cy Young winner Greg Maddux. The Braves claimed both Games 4 and 5, and back at Turner Field, Sterling Hitchcock, the eventual NLCS MVP fanned eight in 5.0 innings of two-hit, shutout ball. The Padres plated five runs in the sixth, advancing to their second World Series with a 5-0 win.



Game 1

October 7 @ ATL

	1	2	3	4	5	6	7	8	9	10	R	H	E
SD	0	0	0	0	1	0	0	1	0	1	3	7	
ATL	0	0	1	0	0	0	0	0	0	1	0	2	8

WP (Hoffman) LP (Lightenberg) SV (Wall)

Game 2

October 8 @ ATL

	1	2	3	4	5	6	7	8	9	R	H	E
SD	0	0	0	0	0	1	0	0	2	3	11	0
ATL	0	0	0	0	0	0	0	0	0	0	3	1

WO (Brown) LP (Glavine) SV (none)

Game 3

October 10 vs. ATL

	1	2	3	4	5	6	7	8	9	R	H	E
ATL	0	0	1	0	0	0	0	0	0	1	8	2
SD	0	0	0	0	2	0	0	2	x	4	7	0

WO (Hitchcock) LP (Maddux) SV (Hoffman)

Game 4

October 11 vs. ATL

	1	2	3	4	5	6	7	8	9	R	H	E
ATL	0	0	0	1	0	1	6	0	0	8	12	0
SD	0	0	2	0	0	1	0	0	0	3	8	0

WP (Martinez) LP (Hamilton) SV (none)

Game 5

October 12 vs. ATL

	1	2	3	4	5	6	7	8	9	R	H	E
ATL	0	0	0	1	0	1	0	5	0	7	14	1
SD	2	0	0	0	0	2	0	0	2	6	10	1

WP (Rocker) LP (Brown) SV (Maddux)

Game 6

October 14 @ ATL

	1	2	3	4	5	6	7	8	9	R	H	E
SD	0	0	0	0	0	5	0	0	0	5	10	0
ATL	0	0	0	0	0	0	0	0	0	0	2	1

WP (Hitchcock) LP (Glavine) SV (none)

1998 WORLD SERIES

The Padres made their first World Series appearance in 14 years in taking on the New York Yankees, who had tied the American League record with 114 regular season wins. In the series opener at Yankee Stadium, the Friars stormed to a 5-2 lead on a two-run home run off the bat of Greg Vaughn in the third and back-to-back homers by Tony Gwynn and Vaughn in the fifth. In the seventh, New York plated seven runs with Chuck Knoblauch's game-tying, three-run homer and Tino Martinez's game-winning grand slam.

In the second game, New York scored nine runs on 14 hits in the first five innings on the way to a 9-3 win, shifting the series to the West Coast. Game 3 went scoreless until the sixth, when San Diego struck first with an RBI single by Tony Gwynn. The Padres went up 3-0, but Yankees retaliated with two runs in the seventh and three in the eighth. The Padres closed to within 5-4 in the eighth before Mariano Rivera ended the Friars' threat. In Game 4, before the largest crowd to ever see a baseball game in San Diego (65,427) the Padres and Yankees were locked in a scoreless tie until the sixth, when New York broke through against Kevin Brown on an RBI groundout. Then in the eighth, the Yanks extended the lead on an RBI single by Brosius and a sac fly by Ricky Ledee. Rivera worked out of a bases-loaded jam in the eighth and shut down the Padres in the ninth as the Yankees closed out their 24th World Series Championship.



Game 1
October 17 @ NYY

	1	2	3	4	5	6	7	8	9	R	H	E
SD	0	0	2	0	3	0	0	1	0	6	8	1
NYY	0	2	0	0	0	0	7	0	x	9	9	1

WP (Wells) LP (Wall) SV (Rivera)

Game 2
October 18 @ NYY

	1	2	3	4	5	6	7	8	9	R	H	E
SD	0	0	0	0	1	0	0	2	0	3	10	1
NYY	3	3	1	0	2	0	0	0	x	9	16	0

WP (Hernandez) LP (Ashby) SV (none)

Game 3
October 20 vs. NYY

	1	2	3	4	5	6	7	8	9	R	H	E
NYY	0	0	0	0	0	0	2	3	0	5	9	1
SD	0	0	0	0	0	3	0	1	0	4	7	1

WP (Mendoza) LP (Hoffman) SV (Rivera)

Game 4
October 21 vs. NYY

	1	2	3	4	5	6	7	8	9	R	H	E
NYY	0	0	0	0	0	1	0	2	0	3	9	0
SD	0	0	0	0	0	0	0	0	0	0	7	0

WP (Petitte) LP (Brown) SV (Rivera)



HISTORY & RECORDS

2005 NL DIVISION SERIES

The Padres, crowned National League West Champions with an 82-80 record, traveled to St. Louis to face the NL Central Champion Cardinals in the second postseason meeting between the two clubs (first: 1996 NLDS). NL strikeout leader Jake Peavy was tagged for eight runs on eight hits over 4.1 innings, and he was forced from the game by a previously injured fractured rib. The Padres played three runs in the ninth to cut the lead to 8-5 before Ramon Hernandez struck out with the bases loaded to end the game.

Pedro Astacio started Game 2 at Busch Stadium, and though he allowed just three hits, he issued three walks. Though the Padres scored two late runs and out-hit St. Louis for a second consecutive game, they fell by a score of 6-2. The Padres returned to San Diego two days later, hosting their first-ever postseason game at Petco Park, though the Friars fell 7-4 in the final game of the series.



2006 NL DIVISION SERIES

In winning its second straight National League West Division title in 2006, the Padres made back-to-back trips to the postseason for the first time in franchise history. The Padres finished with an identical 88-74 record as the Los Angeles Dodgers, but they claimed the crown after winning the season series, 13-5.

The Friars drew the St. Louis Cardinals in the first-round of the playoffs for the second consecutive year, marking the third playoff meeting between the two clubs since 1996. In Game 1, Jake Peavy took the mound, blanking the Cardinals for 3.0 innings before giving up five runs over the next 2.1 frames. 2005 National League Cy Young Award winner Chris Carpenter limited San Diego to one run in the Padres' 5-1 loss. In Game 2, veteran David Wells held St. Louis to two runs over 5.0 innings, but STL's Jeff Weaver combined with four relievers to blank San Diego 2-0 in front of 43,463 at Petco Park. In Game 3 in St. Louis, Chris Young shut out the Cardinals for 6.2 innings at the new Busch Stadium, and Trevor Hoffman pitched a perfect ninth for his first postseason save since the 1998 NLCS. The 3-1 win was the first postseason victory for the Padres since clinching the National League Pennant in 1998. In Game 4, Chris Carpenter tossed 6.0 scoreless frames against San Diego, and the eventual World Series Champion Cardinals bested the Friars 6-2.



Game 1												
October 4 @ STL												
	1	2	3	4	5	6	7	8	9	R	H	E
SD	0	0	0	0	0	0	1	1	3	5	13	1
STL	1	0	3	0	4	0	0	0	x	8	10	1

WP (Carpenter) LP (Peavy) SV (none)

Game 2												
October 6 @ STL												
	1	2	3	4	5	6	7	8	9	R	H	E
SD	0	0	0	0	0	0	1	1	0	2	10	1
STL	0	0	2	2	0	0	2	0	x	6	6	0

WP (Mulder) LP (Astacio) SV (none)

Game 3												
October 8 vs. STL												
	1	2	3	4	5	6	7	8	9	R	H	E
STL	1	4	0	0	2	0	0	0	0	7	13	1
SD	0	0	0	0	2	0	1	1	0	4	9	0

WP (Morris) LP (Williams) SV (Iringhausen)



Game 1												
October 3 vs. STL												
	1	2	3	4	5	6	7	8	9	R	H	E
STL	0	0	0	3	1	1	0	0	0	5	12	0
SD	0	0	0	0	0	1	0	0	0	1	6	0

WP (Carpenter) LP (Peavy) SV (none)

Game 2												
October 5 vs. STL												
	1	2	3	4	5	6	7	8	9	R	H	E
STL	0	0	0	2	0	0	0	0	0	2	10	0
SD	0	0	0	0	0	0	0	0	0	0	4	0

WP (Weaver) LP (Wells) SV (Wainwright)

Game 3												
October 7 @ STL												
	1	2	3	4	5	6	7	8	9	R	H	E
SD	0	0	0	3	0	0	0	0	0	3	10	0
STL	0	0	0	0	0	0	0	1	0	1	5	2

WP (Young) LP (Suppan) SV (Hoffman)

Game 4												
October 8 @ STL												
	1	2	3	4	5	6	7	8	9	R	H	E
SD	2	0	0	0	0	0	0	0	0	2	9	1
STL	2	0	0	0	0	4	0	0	x	6	7	0

WP (Carpenter) LP (Williams) SV (none)


HISTORY & RECORDS

2020 NL WILD CARD SERIES

In the 60-game regular season, shortened by the COVID-19 pandemic, the Padres clinched their 1st Postseason berth since 2006 with their 7-4 win on September 20 vs. Seattle. The Padres faced off against the St. Louis Cardinals in the Wild Card Series, losing the first game 7-4 before winning the next two 11-9 and 4-0, respectively.

In Game 2, both Fernando Tatis Jr. and Wil Myers hit two homers apiece, marking the 2nd time in MLB history that teammates homered multiple times in the same Postseason game. The other time was 88 years ago exactly by NYY's Babe Ruth and Lou Gehrig on October 1, 1932 in Game 3 of World Series @ CHC, which was the fabled game in which Ruth called his shot in the 5th inning.

The San Diego bullpen worked 6.2-or-more innings in all three games for just the second time in MLB Postseason history, and they became the 1st team in Postseason history to use 8+ pitchers in three straight games. It marked the Padres first Postseason series win since they defeated Atlanta in the 1998 NL Championship Series.



2020 NL DIVISION SERIES

The Padres faced the eventual World Series Champion Los Angeles Dodgers in the best-of-five series at Globe Life Field in Arlington, Texas. Due to the pandemic, the two teams quarantined prior to their travel to Texas, and they also stayed at the same hotel in Dallas.

In Game 1, starter Mike Clevinger (acquired by SD from Cleveland on August 31, 2020) was unable to make it out of the 2nd inning, leaving the game with an injury (would later undergo Tommy John surgery on November 17, 2020). LHP Ryan Weathers made his Major League debut in the third inning, and he worked 1.1 IP of hitless, scoreless ball while striking out 1 with 2 walks.

In Game 2, center fielder Cody Bellinger robbed Fernando Tatis Jr. of a 7th inning, go-ahead home run. Despite cutting the deficit to 6-5 in the 9th inning, the Padres had their come-from-behind threat end with the bases loaded.

In the final game of the series, San Diego fell 12-3 to the Dodgers to end the Friars' World Series bid. Adrian Morejon got the start, and the Padres used a MLB Postseason record 11 pitchers in the game. On a postgame Zoom interview, Fernando Tatis Jr. said: "This is a growing pain. We're just getting started."



NATIONAL LEAGUE 20 WILD CARD 20

Game 1												
September 30 vs. STL												
	1	2	3	4	5	6	7	8	9	R	H	E
STL	4	0	2	0	0	0	0	0	1	7	13	0
SD	1	1	1	0	0	1	0	0	x	4	8	0

WP (Gallegos) LP (Paddock) SV (Reyes)

Game 2												
October 1 vs. STL												
	1	2	3	4	5	6	7	8	9	R	H	E
STL	1	3	0	0	0	2	0	2	1	9	10	1
SD	0	0	0	2	0	4	3	2	x	11	15	2

WP (Pagán) LP (Ponce de Leon) SV (Rosenthal)

Game 3												
October 2 vs. STL												
	1	2	3	4	5	6	7	8	9	R	H	E
STL	0	0	0	0	0	0	0	0	0	0	4	2
SD	0	0	0	0	1	0	2	1	x	4	8	1

WP (Adams) LP (Flaherty) SV (none)

NLDS 20

Game 1												
October 6 @ LAD												
	1	2	3	4	5	6	7	8	9	R	H	E
SD	0	0	0	1	0	0	0	0	0	1	3	1
LAD	0	0	0	0	1	4	0	0	x	5	4	0

WP (May) LP (Richards) SV (none)

Game 2												
October 7 @ LAD												
	1	2	3	4	5	6	7	8	9	R	H	E
SD	0	1	0	0	0	2	0	0	2	5	9	0
LAD	0	0	3	1	0	0	2	0	x	6	11	0

WP (Kershaw) LP (Davies) SV (Kelly)

Game 3												
October 8 vs. LAD												
	1	2	3	4	5	6	7	8	9	R	H	E
LAD	0	1	5	1	1	0	0	0	4	12	14	1
SD	0	2	0	0	0	1	0	0	0	3	6	2

WP (Urías) LP (Morejon) SV (none)

CLUB DIRECTORY

EXECUTIVES

MANAGER & STAFF

SUPPORT STAFF, ADVISORS & BASEBALL OPERATIONS

PLAYER HEALTH & PERFORMANCE

25 SAN DIEGO PADRES

HISTORY & RECORDS

OPPONENTS

SCOUTING & PLAYER DEVELOPMENT

PETCO PARK

COMMUNITY

MEDIA

HISTORY & RECORDS

2022 NL WILD CARD SERIES

The Padres claimed Game 1 of the NL Wild Card Series in New York with Yu Darvish on the mound. Darvish's 7.0 innings were the most he had ever worked in a playoff game, and the Padres homered 4 times off starter Max Scherzer.

San Diego lost the second game 7-3, with Blake Snell going 3.1 innings with 6 walks. In the elimination game, the Padres had Joe Musgrove on the mound, making his 1st-career Postseason start. He tossed 7.0 scoreless innings with 1 hit allowed and only 2 baserunners. He struck out 5 and walked 1 in 89 pitches, and entering the bottom of the 6th, Mets' Buck Showalter requested the umpires search Musgrove for illegal substances, of which they found none. Musgrove became the 1st pitcher in MLB Postseason history to toss 7.0 scoreless innings with 1 or 0 hits allowed in an elimination game.



2022 NL DIVISION SERIES

Going against the 111-win Dodgers, the Padres beat LA in four games in the NL Division Series. Their only loss to the Dodgers came in Game 1 in Los Angeles, when Mike Clevinger went just 2.2 innings with 5 runs allowed. San Diego claimed Game 2 in Chavez Ravine, Yu Darvish punched out 7 Dodger batters and went 5.0 innings with 3 runs allowed. Relievers Robert Suarez and Nick Martinez both recorded holds with 2.2 scoreless innings, and Josh Hader entered the game with 2 outs in the 8th, recording his 1st save of 4+ outs since August 14, 2020 with Milwaukee.

In the 8th inning of Game 2, a greater whitefronted goose made its way to Chavez Ravine, flew to shallow right field, and set up camp. Bright lights can disorient birds that migrate at night, which this species does. The goose became the Padres 2022 Postseason mascot, flying with them to the NLCS.

Game 3 in San Diego marked the Padres' 1st playoff game at home in front of fans since October 5, 2006 vs. the Cardinals in the NLDS. After being held scoreless through 6.0 innings (primarily by Dodgers' starter Tyler Anderson) the Padres mounted a 5-run comeback in the 7th inning to send the Dodgers home and advance to the NLCS for the 3rd time in their history and their 1st in 24 years.

The Friars' win over LAD was the had been second instance in baseball history in which a team won a Postseason series against their opponent that finished with 22+ more wins than them: the White Sox vs. Cubs in the 1906 World Series (Cubs had 23 more wins).

The Padres went 5-14 in the regular season vs. LAD and they ended the regular season trailing the Dodgers by 22.0 games. There have been 3 other teams in baseball history to win a Postseason series in which they finished the regular season with as low (or lower) a winning percentage as the Padres' .263 against the Dodgers this year (minimum 10 games played): the 1983 Phillies beat the Dodgers in the NLCS (went 1-11, .083 vs. LAD), the 1988 Dodgers beat the Mets in the NLCS (went 1-10, 0.91 vs. NYM), and the 1971 Pirates beat the Giants in the NLCS (were 3-9, 0.25 vs. SF)

With the Padres finishing 15th in OPS (.700) and the Dodgers leading MLB with their OPS (.775), there have now been just four instances in MLB history in which a team finished 15th or worse in OPS and defeated a team in a Postseason series who led MLB in OPS. Prior to the Padres win over the Dodgers, the White Sox (16th in OPS) defeated the Red Sox in the 2005 ALDS, the Braves (18th) bested the Indians in the 1995 World Series, and the Cardinals (17th) defeated the Brewers in the 1982 World Series.



2022 WILDCARD

Game 1												
October 7 @ NYM												
	1	2	3	4	5	6	7	8	9	R	H	E
SD	2	1	0	0	4	0	0	0	0	7	8	0
NYM	0	0	0	0	1	0	0	0	0	1	7	0

WP (Darvish) LP (Scherzer) SV (none)

Game 2												
October 8 @ NYM												
	1	2	3	4	5	6	7	8	9	R	H	E
SD	0	0	1	0	1	0	0	0	1	3	6	0
NYM	1	0	0	1	1	0	4	0	x	7	9	0

WP (deGrom) LP (Martinez) SV (Lugo)

Game 3												
October 9 @ NYM												
	1	2	3	4	5	6	7	8	9	R	H	E
SD	0	2	0	1	1	0	0	2	0	6	10	0
NYM	0	0	0	0	0	0	0	0	0	0	1	0

WP (Musgrove) LP (Bassitt) SV (none)

Game 1												
October 11 @ LAD												
	1	2	3	4	5	6	7	8	9	R	H	E
SD	0	0	0	0	3	0	0	0	0	3	7	1
LAD	2	0	3	0	0	0	0	0	x	5	6	0

WP (Urias) LP (Clevinger) SV (Martin)

Game 2												
October 12 @ LAD												
	1	2	3	4	5	6	7	8	9	R	H	E
SD	1	0	2	0	0	1	0	1	0	5	9	0
LAD	1	1	1	0	0	0	0	0	x	3	11	1

WP (Darvish) LP (Graterol) SV (Hader)

Game 3												
October 14 vs. LAD												
	1	2	3	4	5	6	7	8	9	R	H	E
LAD	0	0	0	0	1	0	0	0	0	1	6	0
SD	1	0	0	1	0	0	0	0	x	2	7	0

WP (Snell) LP (Gonsolin) SV (Hader)

Game 4												
October 15 vs. LAD												
	1	2	3	4	5	6	7	8	9	R	H	E
LAD	0	0	3	0	0	0	1	0	0	3	7	0
SD	0	0	0	0	0	0	5	0	x	5	9	0

WP (Hill) LP (Almonte) SV (Hader)

HISTORY & RECORDS

2022 NL CHAMPIONSHIP SERIES

After defeating the Dodgers in the NLDS, the Padres advanced to their third Championship Series in club history and their 1st in 24 years (previously in 1984 versus the Cubs and 1998 versus the Braves). The Friars fell in 5 games, winning just Game 2 in San Diego.

San Diego was shut out 2-0 in Game 1, despite starter Yu Darvish working 7.0 innings, of 3-hit ball. In Game 2, the Padres overcame a four-run deficit to win 8-5, the largest comeback a Padres team had ever made in a Postseason game that they went on to win. In the second game, Austin Nola faced his younger brother, Aaron, and in his second at bat, he lined an RBI single to right-center field. They became the 1st pair of brothers to ever faced one another as batter/pitcher in the Postseason and were the sixth set of brothers in MLB history to face off in a Postseason game.

In Game 3 and their 1st of the series in Philadelphia, Joe Musgrove allowed 4 runs as Friars fell 4-2. The Padres offense went 0-for-7 with RISP. In Game 4, after the Padres put up a 4-run bottom of the 1st inning, starter Mike Clevinger did not record a single out, allowing 3 runs on 3 hits with a walk. Phillies' Bailey Falter also did not make it out of the 1st, which was the 2nd time ever in a playoff game in which both starters didn't get out of the 1st (1st was in Game 4 of the 1932 World Series (Yankees vs. Cubs). It was also the first time since 1996 in which a pair of pitchers on the same team combined to allow eight or more earned runs in 1.1 innings or fewer in a Postseason game (first since Game 7 of the 1996 NLCS in which Cardinals' Mark Petkovsek and Donovan Osborne allowed nine earned runs in 1.1 IP @ Atlanta).

San Diego saw its season end in Game 5 in Philadelphia, falling 4-3 to the Phillies. Bryce Harper hit a opposite field, two-run, go-ahead home run in the eighth inning of Robert Suarez to give Philadelphia their eventual game-winning runs.



Game 1												
October 18 vs. PHI												
	1	2	3	4	5	6	7	8	9	R	H	E
PHI	0	0	0	1	0	1	0	0	0	2	3	1
SD	0	0	0	0	0	0	0	0	0	0	1	0

WP (Wheeler) LP (Darvish) SV (Alvarado)

Game 2												
October 19 vs. PHI												
	1	2	3	4	5	6	7	8	9	R	H	E
PHI	0	4	0	0	0	0	1	0	5	8	0	
SD	0	2	0	0	5	0	1	0	X	8	13	1

WP (Snell) LP (Nola) SV (Hader)

Game 3												
October 21 @ PHI												
	1	2	3	4	5	6	7	8	9	R	H	E
SD	0	0	0	1	1	0	0	0	0	2	7	0
PHI	1	0	0	2	0	1	0	0	X	4	9	2

WP (Suárez) LP (Musgrove) SV (Dominguez)

Game 4												
October 22 @ PHI												
	1	2	3	4	5	6	7	8	9	R	H	E
SD	4	0	0	0	2	0	0	0	0	6	8	0
PHI	3	0	0	1	4	0	1	1	X	10	11	0

WP (Hand) LP (Manaea) SV (none)

Game 5												
October 23 @ PHI												
	1	2	3	4	5	6	7	8	9	R	H	E
SD	0	0	0	1	0	0	2	0	0	3	5	0
PHI	0	0	2	0	0	0	0	2	X	4	6	0

WP (Alvarado) LP (Suarez) SV (Suárez)

CLUB
DIRECTORY

EXECUTIVES

MANAGER
& STAFF

SUPPORT STAFF,
ADVISORS & BASEBALL
OPERATIONS

PLAYER HEALTH
& PERFORMANCE

'25 SAN DIEGO
PADRES

HISTORY &
RECORDS

OPPONENTS

SCOUTING & PLAYER
DEVELOPMENT

PETCO PARK

COMMUNITY

MEDIA

HISTORY & RECORDS

2024 NL WILD CARD SERIES

2024 marked San Diego's 8th playoff appearance in club history and their 3rd since 2020, joining the following teams: 1984, 1996, 1998, 2005, 2006, 2020, & 2022. San Diego shut out the Atlanta Braves 4-0 in Game 1 of the NL Wild Card Series on October 1 behind starter Michael King's 7.0 shutout frames. In his start, he became the 1st pitcher in MLB history to punch out 12 with 0 runs and 0 walks allowed in his 1st-career Postseason start. Fernando Tatis Jr. and Kyle Higashioka both homered in SD's 4-0 win. In Game 1 of the Wild Card Series, the Padres became the 1st team in MLB Postseason history to have 15 punchouts in a shutout win and 0 walks allowed. At 21 years and 165 days old in Game 1 of the Wild Card Series, Jackson Merrill became the youngest Padre to ever record a Postseason hit and the 5th-youngest player in MLB history to start a Postseason game in center field behind Bryce Harper, Willie Mays, Mickey Mantle and Andrew Jones.

In Game 2 of the Wild Card Series, the Padres scored 5 runs in the 2nd inning and bested Atlanta 5-4, sending San Diego to the Division Series against the Dodgers. In the 2nd inning, the Padres logged 6 straight, 2-out hits to plate 5. Kyle Higashioka hit his 2nd home run in as many games to tie the game at 1-1, Manny Machado hit a 2-run double, and Jackson Merrill hit a 2-run triple. Merrill became the youngest player since Xander Bogaerts in 2013 to hit a triple in the Postseason (did so on Oct. 26, 2013 BOS @ STL), and he also became the 1st SD rookie to have 2 XBH in a Postseason game in club history. In Game 2, the Padres became the 1st team in MLB Postseason history to have 6 consecutive hits and hit for the cycle in the same inning...they also did it all with 2 outs in the inning (h/t @OptaStats).

Starter Joe Musgrove exited the game in the 4th inning with right elbow tightness after tossing 3.2 innings of 1-hit, 1-run ball. He would later announce before the NLDS on October 4th that he would require Tommy John surgery. San Diego employed 5 relievers: Bryan Hoeing (1.1 IP), Jeremiah Estrada (0.2), Tanner Scott (1.1 IP), Jason Adam (1.0), and Robert Suarez (1.0). They combined for 5.1 innings of 5-hit, 3-run ball with 4 strikeouts and a walk.

Game 1													
October 1 vs. ATL													
	1	2	3	4	5	6	7	8	9	R	H	E	
ATL	0	0	0	0	0	0	0	0	0	0	0	7	0
SD	2	1	0	0	0	0	0	0	1	X	4	5	0

WP (King) LP (Smith-Shawver) SV (none)

Game 2												
October 2 vs. ATL												
	1	2	3	4	5	6	7	8	9	R	H	E
ATL	1	0	0	0	1	0	0	2	0	4	6	0
SD	0	5	0	1	1	0	4	0	X	5	10	0

WP (Hoeing) LP (Fried) SV (Suarez)



HISTORY & RECORDS

2024 NL DIVISION SERIES


San Diego played the Dodgers in the National League Division Series for the 3rd time in the last five years, dropping Game 1 of the series on October 5th with their 7-5 loss. The Padres plated 3 in the 1st inning, which included a Manny Machado 2-run home run to left field. Shohei Ohtani hit a game-tying, 3-run home run in the 2nd, and Xander Bogaerts responded with a 2-run double in the 3rd...the Dodgers plated 3 runs in the 4th, and added on in the 5th. Starter Dylan Cease went just 3.1 innings with 5 runs allowed (earned) on 6 hits, 2 walks, and 5 strikeouts. He allowed 2 walks and a home run (Ohtani's in the 2nd).

San Diego combined for six home runs against the Dodgers in Game 2 of the NLDS on Sunday in Los Angeles, besting the Dodgers 10-2 and setting a Padres' Postseason home run record. They became the 1st team in MLB history to hit six home runs in a road Postseason game. Starter Yu Darvish pitched 7.0 innings of 1-run ball, allowing just 3 hits and 2 walks with 3 strikeouts. Fernando Tatis Jr. hit a pair of home runs for his 2nd-career multi-homer Postseason game (1st was on October 1, 2020 vs. STL in the Wild Card Series)...he added a double, going 3-for-4 with 3 RBI and 3 runs scored. Jurickson Profar robbed a would-be Mookie Betts' home run in the 1st inning, reaching into the left field bleachers and keeping the Padres' lead at 1-0. After Tatis' 1st inning homer, David Peralta hit a 2-run homer in the 2nd, Jackson Merrill hit a 2-run homer in the 8th, Xander Bogaerts hit a solo homer after Merrill (the Padres' 5th time in club history going back-to-back), Tatis homered again in the 9th (a 2-run shot), and Kyle Higashioka added a solo homer in the 9th. Dodger fans, upset to see their team losing, resorted to throw baseballs, trash, and beer onto their field and into the Padres' bullpen, directed at Padres' players.

In Game 3 of the NLDS in San Diego, the Dodgers took an early 1-0 lead in the 1st via a Mookie Betts' home run. San Diego mounted a 6-run 2nd inning, setting a club Postseason record for runs scored in a single frame. In the 2nd, Manny Machado scored via a fielder's choice by SS Miguel Rojas, David Peralta hit a 2-RBI double to right, Kyle Higashioka logged a sac fly to CF, and Fernando Tatis Jr. hit a 2-run home run to left-center field. In the next half inning, the Dodgers loaded the bases against starter Michael King, and Teoscar Hernández hit a grand slam to center field to make it a 6-5 game. King went 5.0 innings with 5 runs allowed on 5 hits, 1 walk, and 3 SO. San Diego employed 4 relievers: Jeremiah Estrada (1.0 IP), Jason Adam (1.0 IP), Tanner Scott (0.2 IP), and Robert Suarez (1.1 IP) to hold the Dodgers at bay, combining for 4.0 IP of 1-hit, shutout ball with 0 walks and 6 strikeouts. The Padres allowed a grand slam, only scored in 1 inning, and didn't score after the 2nd inning. No other team in MLB history has done all of that and yet still won the game (regular season or Postseason).

On October 9 in Game 4, the Dodgers shut out the Padres 8-0 to force a decisive Game 5 in Los Angeles. Starter Dylan Cease made his 1st career start on just 3 days rest, and he went just 1.2 innings with 3 runs allowed (earned) on 4 hits, 1 walk and 1 strikeout.

Yu Darvish got the start for the Padres in the winner-take-all Game 5 on October 11, and despite pitching 6.2 innings of 2-hit ball, the 2 hits were home runs from Kiké Hernández (solo HR in the 2nd) and Teoscar Hernández (solo homer in the 7th)...the Padres were held scoreless again in the game, amassing just 2 hits (Luis Arraez and Kyle Higashioka). San Diego finished the regular season on a 24.0 innings scoreless streak, tying with the 1917 Chicago White Sox for the 6th-longest scoreless streak by an offense in MLB Postseason history. In the 2024 regular season, the Padres prior longest scoreless stretch was 19 innings (h/t @Elías).



Game 1												
October 5 @ LAD												
	1	2	3	4	5	6	7	8	9	R	H	E
SD	3	0	2	0	0	0	0	0	0	5	7	1
LAD	0	3	0	3	1	0	0	0	x	7	10	0

WP (Brasier) LP (Morejon) SV (Treinen)

Game 2												
October 6 @ LAD												
	1	2	3	4	5	6	7	8	9	R	H	E
SD	1	2	0	0	0	1	0	3	3	10	13	0
LAD	0	1	0	0	0	0	0	0	1	2	5	0

WP (Darvish) LP (Flaherty) SV (none)

Game 3												
October 8 vs. LAD												
	1	2	3	4	5	6	7	8	9	R	H	E
LAD	1	0	4	0	0	0	0	0	0	5	6	1
SD	0	6	0	0	0	0	0	0	x	6	7	0

WP (King) LP (Buehler) SV (Suarez)

Game 4												
October 9 vs. LAD												
	1	2	3	4	5	6	7	8	9	R	H	E
LAD	1	2	2	0	0	3	0	0	0	8	12	0
SD	0	0	0	0	0	0	0	0	0	0	7	1

WP (Phillips) LP (Cease) SV (none)

Game 5												
October 11 @ LAD												
	1	2	3	4	5	6	7	8	9	R	H	E
SD	0	0	0	0	0	0	0	0	0	0	2	0
LAD	0	1	0	0	0	1	0	x	2	4	4	0

WP (Yamamoto) LP (Darvish) SV (Treinen)

CLUB
DIRECTORY

EXECUTIVES

MANAGER
& STAFF

SUPPORT STAFF,
ADVISORS & BASEBALL
OPERATIONS

PLAYER HEALTH
& PERFORMANCE

'25 SAN DIEGO
PADRES

HISTORY &
RECORDS

OPPONENTS

SCOUTING & PLAYER
DEVELOPMENT

PETCO PARK

COMMUNITY

MEDIA

PADRES HALL OF FAME PRESENTED BY SONY

During the Padres' 30th anniversary season in 1999, the ball club established the San Diego Padres Hall of Fame. The Padres set guidelines on how to first nominate then add players to their Hall of Fame using a two-stage process. 16 of the 17 current members of Padres Hall of Fame were inducted using those selection guidelines.

The lone exception was National Baseball Hall of Fame member and native San Diegan Ted Williams. A graduate of Hoover High and a member of the original 1936 minor league Padres of the Pacific Coast League, Williams was inducted into the Padres Hall of Fame at the discretion of club management in 2016.

The Padres Hall of Fame presented by Sony opened at Petco Park on July 1, 2016, showcasing the history of the San Diego Padres and baseball in San Diego.

NATE COLBERT

INDUCTED 1999

Nate Colbert emerged as the first bona fide star to wear a Padres uniform, becoming one of the game's premier power hitters of the early 1970s. The first baseman made three All-Star appearances (1971-73) as a Padres player and led the team in home runs the first five years of its existence.

Colbert's greatest achievement was on August 1, 1972, when he hit five home runs and drove in 13 runs in a doubleheader in Atlanta. The RBI total established a record that has since been tied by St. Louis' Mark Whiten (September 7, 1993 at CIN), and the five home runs tied Stan Musial's Major League record in 1954. To this day, Colbert's 163 home runs are the most in Padres history, while his .469 SLG ranks fifth on the club's all-time list.



RANDY JONES

INDUCTED 1999

Randy Jones was the first Padres pitcher to win the Cy Young award, and he earned tremendous popularity among Padres fans, a relationship that remains strong to this day. The left-handed starter claimed the Cy Young award in 1976 after going 22-14 with a 2.74 ERA and 25 complete games, and he remains the club leader in IP (1766.0), starts (253), complete games (71) and shutouts (18).

The southpaw established a unique rapport with Padres fans, who gave him a standing ovation as he approached the mound for every start. An All-Star in 1975 and 1976, Jones remains an active ambassador for the Padres in the community, making dozens of annual appearances.



RAY KROC

INDUCTED 1999

Ray Kroc purchased the Padres franchise on January 25, 1974, when the club was packed and prepared to move to Washington, D.C. An entrepreneur who created the McDonald's fast-food empire, Kroc ensured that the Padres would remain in San Diego.

He oversaw the club's rise from a perennial loser in the standings to a viable franchise that would eventually win the National League pennant in 1984. After attendance only reached a season-high of at 644,272 before he purchased the club, the Padres drew more than one million fans every year (except the strike-shortened 1981 season). Kroc passed away in January 1984 and would not see his team reach the World Series that year — with the club carrying an "RAK" emblem on its uniform that season. Kroc's wife, Joan, assumed the role of owner after his death, until her sale of the club in 1990.



DAVE WINFIELD

INDUCTED 2000

Dave Winfield jumped directly into the Padres lineup off the University of Minnesota campus in 1973. In eight Padres seasons, he was named to four National League All-Star teams (1977-80), led the club in home runs on five occasions (1976-80) and paced the team in RBI six times (1974-75, 1977-80). The team MVP in 1978 and 1979, Winfield batted .284 with 154 HR, 626 RBI and 133 stolen bases for San Diego, the start of a 22-year Major League career which culminated in his election to the National Baseball Hall of Fame in January 2001. Winfield was inducted into the Hall of Fame August 5, 2001, the first player to enter Cooperstown as a Padres player.



BUZZIE BAVASI

INDUCTED 2001

Already a veteran of nearly 30 years in the game, Bavasi joined C. Arnholt Smith's effort to attract a National League franchise to San Diego in 1967. After securing a team, he served as the Padres first president from the birth of the franchise until 1977.

Bavasi was one of baseball's most respected executives. He began his career with the Brooklyn Dodgers in 1939, serving the organization in a variety of roles. Following a stint in the military as an infantry machine gunner from 1943-46, Bavasi became the general manager of the Dodgers Triple-A club in Montreal. In 1951, he was appointed vice president and general manager of the Brooklyn Dodgers, a post he held through the club's move to Los Angeles, until he resigned to join the effort to bring the Major Leagues to San Diego. Bavasi passed away on May 1, 2008 in San Diego at the age of 93.





JERRY COLEMAN

INDUCTED 2001

Jerry Coleman was the voice of the Padres for 42 seasons, stirring loyal fans across the region with his patented "Oh Doctor!" and "Hang a Star" calls, trademarks of Padres broadcasts from 1972-2013. In 1999, Coleman was recognized by the Padres with a jersey retired in honor of his contributions, not only to the club but also to the San Diego community. The Padres unveiled a star under the press box at Petco Park during the 2004 season, and in 2005, he was inducted into the United States Marine Corps Sports Hall of Fame while also receiving the prestigious Ford C. Frick Award from the National Baseball Hall of Fame in Cooperstown. He was inducted into the National Radio Hall of Fame in Chicago as a member of the 2007 class. In January of 2010, he received a Lifetime Achievement award at the 60th annual Golden Mike Awards. On September 15, 2012, the Padres honored Coleman's 70 years in baseball and 40 with the Padres with a pre-game ceremony at Petco

Park, during which the club unveiled a statue of Coleman at the park while the mayor of San Diego proclaimed the day "Jerry Coleman Day."

Coleman's distinguished broadcasting career included stops with the Yankees and 22 seasons calling the CBS Radio Network's "Game of the Week." A former Major Leaguer, who left the broadcast booth in 1980 to become the Padres manager for one season, he played on six World Series clubs in nine seasons (1949-57) with the Yankees, a key member of the greatest dynasty in baseball history. The second baseman made his MLB debut in 1949, earning AP Rookie of the Year honors. The following year, Coleman was an AL All-Star and the World Series Most Valuable Player, as the Yankees swept the Phillies in four games.

Coleman, whose playing career was interrupted twice when he was called upon to serve the United States as a Marine Corps pilot in World War II and in Korea, retired with a lifetime .263 average, 16 HR and 217 RBI in 723 games. He is the only Major League player to see active combat in two wars, and Coleman's distinguished military service record includes 120 missions and two Distinguished Flying Crosses, 13 Air Medals and three Navy Citations. He passed away on January 5, 2014 in San Diego at the age of 89.



TONY GWYNN

INDUCTED 2002

Tony Gwynn, one of the greatest hitters in the history of Major League Baseball, became the first-ever unanimous selection to the Padres Hall of Fame upon his retirement at the conclusion of the 2001 season. In 20 seasons (1982-2001), the man who will forever be known as "Mr. Padre" won a National League-record tying eight batting titles and was selected to 16 All-Star teams.

He retired with a .338 career batting average and 3,141 hits in 2,440 games. Gwynn's hit count includes 543 doubles, 85 triples and 135 HR, and he finished with 1,138 RBI and 319 stolen bases. The Padres career leader in virtually every offensive category, Gwynn retired 17th on the all-time Major League hit list, 17th on the doubles list and eighth on the all-time singles list. His .338 career average, the highest by any Major Leaguer since Ted Williams, is 22nd-best all-time.

Gwynn played on each of the first three Padres Division Championship clubs (1984, 1996, 1998) and batted .371 in the club's two World Series appearances in 1984 against the Tigers and in 1998 against the Yankees. Upon his retirement, he became the 17th player in baseball history to spend his entire career of 20-or-more seasons with one club. Gwynn's unwavering loyalty to the Padres and his undying devotion to the San Diego community further cemented his standing as "Mr. Padre" and one of the greatest ambassadors the game of baseball has ever known.

Gwynn was inducted into the National Baseball Hall of Fame in July of 2007. He passed away on June 16, 2014 in Poway, CA at the age of 54.



DICK WILLIAMS

INDUCTED 2009

Serving as Padres manager from 1982-85, Dick Williams led the Friars to a 337-311 record and .520 winning percentage over four years, finishing at .500 or better each season. In the club's 13 seasons prior to his arrival, the team had posted just one winning season (1978), but under Williams' guidance, the Padres went 92-70 in 1984, reaching the playoffs for the first time in franchise history and advancing to the World Series.



TREVOR HOFFMAN

INDUCTED 2014

The most successful closer in Padres franchise history and one of the best ever in the history of Major League Baseball, Trevor Hoffman was inducted into the National Baseball Hall of Fame in July 2018 and into the Padres Hall of Fame on August 30, 2014. In April 2014, Major League Baseball announced the Trevor Hoffman Award, given annually to the National League's best relief pitcher, while the top American League reliever will earn the Mariano Rivera award.

Hoffman, who now serves as the Padres' senior advisor to baseball operations, retired as MLB's all-time saves leader with 601 in 677 opportunities, a 61-75 record, 2.87 ERA (347 ER, 1089.1 IP), .211 opponent batting average and 1,133 strikeouts in 1,035 relief appearances. The seven-time all-star (1998, 99, 2000, 02, 06, 07, 09) also finished in the top 10 in Cy Young voting (1996, 98, 99, 2006) and in the top 25 in MVP voting (1996, 98, 2005, 06).

Over his 16 seasons with San Diego, Hoffman compiled a 54-64 record with 552 saves in 618 opportunities (.893 save percentage), a 2.76 ERA, .211 opponent clip and 1,029 strikeouts in 902 relief appearances. He was the first player in MLB history to reach the 500 and 600 save milestones, and his nine seasons of 40-plus saves are tied with Rivera for the most, all time. He twice had 40+ saves in four consecutive seasons (1998-2001 and 2004-07), the only pitcher to ever accomplish the feat twice. He also recorded a single season franchise-record 53 saves during the 1998 National League title season.

A California native and San Diego resident, Hoffman has been heavily involved in the local community since joining the Padres in 1993. He was named the local recipient of the Roberto Clemente Award on six occasions and was honored with both the Lou Gehrig Award and Teammates for Kids Award in 2006. In addition, he received the Hutch Award in 2005 and was named the 1999 recipient of the Padres Chairman's Award.

HISTORY & RECORDS



Trevor Hoffman, inducted into the Padres Hall of Fame on August 30, 2014, addresses the media on the day of his election to the National Baseball Hall of Fame in January of 2018.



BENITO SANTIAGO

INDUCTED 2015

Benito Santiago was unanimously named National League Rookie of the Year in 1987, the first Padre to ever receive the accolade. A five-time National League All-Star, including four with the Padres (1989-92), he played seven of his first 20 Major League seasons for San Diego, hitting .264 (758-for-2872) with 124 doubles, 15 triples, 85 HR and 375 RBI over 789 games from 1986-92.

His four starts behind the plate for the National League All-Star team are the second-most starting nods at the Mid-Summer Classic in franchise history behind only Tony Gwynn and his 12 starts.

The Puerto Rico native also received four Louisville Silver Slugger Awards (1987-88, 1990-91) and three Rawlings Gold Gloves (1988-90) in his career, all with San Diego. His career-best and franchise-record 34-game hitting streak during his rookie season in 1987 still stands as the longest hitting streak in Major League history by a rookie and the longest by a catcher.



GARRY TEMPLETON

INDUCTED 2015

Garry Templeton, who played 10 of his 16 Major League seasons with San Diego (1982-1991), was the first shortstop inducted into the Padres Hall of Fame. The switch-hitter hit .252 with 195 doubles, 36 triples, 43 HR and 427 RBI in 1,286 games for the Padres.

Templeton ranks second to Tony Gwynn among franchise leaders in several offensive categories, including games played, at-bats, hits and doubles, and he ranks fourth in triples, seventh in RBI and eighth in runs scored. He was named a National League All-Star for the Padres and team MVP in 1985 and earned a Louisville Silver Slugger Award in 1984. Over his 10 seasons in San Diego, he posted a .965 fielding percentage at shortstop, the best fielding percentage in club history at the position.



KEN CAMINITI

INDUCTED 2016

Ken Caminiti played four seasons in San Diego (1995-1998), in which he won Gold Glove Awards three straight years (1995-1997), and he also earned three All-Star honors (in 1994 with the Astros and in 1996 and 1997 with the Padres). Caminiti became the first Padre to win the National League MVP award when he was unanimously recognized in 1996, the same year he won the Silver Slugger Award. In 1998, he helped lead the Padres to the World Series.

Caminiti had a career-year in 1996, hitting .326 with 40 HR, 109 runs scored and a club-record 130 RBI, helping the Padres win the National League West Division and sending San Diego to the playoffs for just the second time in franchise history. He passed away on October 10, 2004 at the age of 41.




TED WILLIAMS

INDUCTED 2016

Ted Williams, a 17-time All-Star and Hall of Famer, was a San Diego native who played with the Pacific Coast League Padres before playing for the Boston Red Sox. A graduate of Herbert Hoover High School in San Diego, he signed with the Padres at age 17. During the club's inaugural 1936 season in the Pacific Coast League, he .271 over 42 games. Williams hit .291 with 23 HR over 138 games the next year, helping lead the Padres to the PCL championship before signing with the Red Sox.

In 1939, he started in his 19-year career with Boston that included a .344 career clip and 521 HR, in addition to serving in both World War II and the Korean War. Williams passed away on July 5, 2002 at the age of 83.



JACK MCKEON

INDUCTED 2017

"Trader Jack" McKeon spent 11 seasons as general manager of the Padres (1980-90), including parts of three seasons in which he served in a dual role of GM and field manager (1988-90). He earned the sobriquet "Trader Jack" for his renowned ability to instigate and complete transactions. McKeon was 49 when he began his role as general manager, and he made a multitude of the trades and signings that helped lead to the club's 1984 National League title, including a 11-player trade with the St. Louis Cardinals. His most notable trade acquisitions included Garry Templeton, Terry Kennedy, Graig Nettles, Carmelo Martinez and Dave Dravecky. During the 1988 season, McKeon assumed the managerial title after the Padres got off to a 16-30 start, becoming the 12th manager in franchise history. For parts of three seasons, he led the Padres 193 victories, boasting an .541 winning percentage.



KEVIN TOWERS

INDUCTED 2018

Kevin Towers, a former Padres player, scout and front office executive, was posthumously inducted on May 12, 2018 in a special pregame ceremony as part of a weekend-long celebration of the 20th anniversary of the 1998 National League Championship team.

Towers was honored for his nearly thirty years of service with the Padres, most notably as general manager of the club from 1995-2009. Dubbed a "gunslinger" for his fearlessness in making trades, Towers was 34-years-old when he began his role as general manager after serving as the club's director of scouting the previous two seasons. Under Towers, the Padres enjoyed some of the most successful years in club history, including four National League West titles (1996, 1998, 2005, 2006) and a National League pennant in 1998.

The '98 club, which set a franchise record for victories (98), was comprised of a number of Towers' acquisitions, including Wally Joyner, Chris Gomez, Greg Vaughn, Quilvio Veras, Sterling Hitchcock and Kevin Brown. During his tenure in San Diego, Towers was also responsible for acquiring Phil Nevin, Ryan Klesko, Brian Giles, Adrian Gonzalez, David Wells and Heath Bell, as well as drafting future Cy Young Award Winner Jake Peavy.



TED LEITNER

INDUCTED 2022

Leitner was the primary play-by-play radio voice of "My Padres" for 41 years from 1980 through the 2020 season. He has been a broadcaster for 43 years in San Diego as he continues to be the voice of the San Diego State University Aztec football and basketball programs.

His career includes 25 years (1978-2002) as a sports anchor for KFMB-TV, the local CBS affiliate, and play-by-play roles for the San Diego Chargers and Philadelphia Eagles of the National Football League, the San Diego Clippers of the National Basketball Association, the University of Oklahoma and the University of Connecticut.

Beyond broadcasting, Leitner has served as the Master of Ceremonies for many Padres events, including Padres Hall of Fame ceremonies, the memorials of Jerry Coleman and Tony Gwynn, Padres Opening Day ceremonies, and Jerry Coleman Day in 2012, which honored Coleman's 70 years in baseball.



LARRY LUCCHINO

INDUCTED 2022

Lucchino served as the club's president and CEO from 1995 to 2001. He played an integral role in building the Padres teams that went on to win two National League West titles (1996, 1998) and the 1998 National League pennant, first by hiring fellow Padres Hall of Famer Kevin Towers as General Manager, and then by working closely with Towers and Manager Bruce Bochy to construct championship-caliber teams.

The approval and design of Petco Park was Lucchino's lasting legacy, from lobbying city officials and working to win the 1998 vote that approved the ballpark to leading the design of the ballpark.



JAKE PEAVY

INDUCTED 2023

Peavy, the only Padre to ever notch a pitching Triple Crown in franchise history (2007; 19 wins, 2.54 ERA, 240 SO), went 92-68 with a 3.29 ERA (491 ER, 1342.2 IP), 119 WHIP and 1,348 strikeouts in 212 career starts for the Padres from 2002 through 2009. A three-time All-Star (2005, 2007, 2012) and unanimous 2007 NL Cy Young Award winner, Peavy finished his Padres career as the all-time franchise leader in strikeouts and ranks 2nd in winning percentage (.575), quality starts (142), SO/9.0 IP (9.04), opponents AVG (.232) and opponents OBP (.297), T-2nd in wins (other: Randy Jones), 3rd in starts, 4th in innings and ERA, and 8th in CG (7) and shutouts (7).

The 6-foot-1, 180-pound right-hander struck out a career-best 16 batters in a game twice (5/22/06 vs ATL, 4/25/07 at ARI), a club record that still stands today. Peavy was originally selected by the Padres in the 15th round (472nd overall) of the 1999 MLB First-Year Player draft out of St. Paul's Episcopal School in Mobile, Ala.



JOHN MOORES

INDUCTED 2023

Under John Moores' ownership from 1994 through 2012, the Padres won four NL West titles and the 1998 National League pennant. He was instrumental in the design and construction of Petco Park in downtown San Diego. Approved by a public vote in 1998, Petco Park was the catalyst for the redevelopment of the surrounding neighborhood and is recognized as one of the most successful public-private partnerships among sports venues. Nearly two decades later, Petco Park was honored by USA Today as the No. 1 Ballpark in America.

Moores focused his efforts on community and philanthropic endeavors during his time with the Padres, including the launch of the Moores Cancer Center at UC San Diego Health, which is currently ranked No. 1 in San Diego and No. 20 in the nation for cancer care (U.S. News and World Report). He founded the River Blindness Foundation, which was absorbed into the Carter Center. Moores also supported UC San Diego, San Diego State University, San Diego Zoo, The Carter Center, The Scripps Research Institute, The Innocence Project, Foundation for the Children of the Californians, and University of Houston.

HISTORY & RECORDS



6

STEVE GARVEY
(1989)

31

DAVE WINFIELD
(2001)

42

JACKIE ROBINSON
(1997)

19

TONY GWYNN
(2004)

35

RANDY JONES
(1997)

51

TREVOR HOFFMAN
(2011)

HISTORY & RECORDS



NATIONAL BASEBALL HALL OF FAME AND MUSEUM

25 Main Street, Cooperstown, New York 13326

Phone: (607) 547-7200

Public Relations: (607) 547-0215

E-mail address: info@baseballhall.org

Website: baseballhall.org

Summer Hours: Memorial Day Weekend - Labor Day Weekend: 9 a.m. to 7 p.m.

Regular Hours: 9 a.m. to 5 p.m.

Holiday Closings: Thanksgiving Day, Christmas Day, and New Year's Day.

DIRECTORY: Jane Forbes Clark (Chairman), Josh Rawitch (President), Lisa Bendino-Anderson (Vice President, Museum Affairs), Shilpa Ketharaju (Vice President Finance and Administration), Sean Gahagan (Vice President, Retail Merchandising & Licensing), Ken Meifert (Vice President, Sponsorship & Development), Ryan Selzner (Vice President, People and Culture)
PR CONTACTS: Jon Shestakofsky (Vice President, Communications & Education) and Craig Muder (Comm. Director)

HALL OF FAME WEEKEND 2025: July 25-28

Class of 2025: Dick Allen, Dave Parker, CC Sabathia, Ichiro Suzuki, Billy Wagner

Awards Presentation: Sat., July 26 **Induction:** Sun., July 27, 1:30 p.m. ET, Clark Sports Center

PADRES IN THE HALL OF FAME

Fourteen players and managers who have worn a San Diego Padres uniform have earned enshrinement into the National Baseball Hall of Fame, including Roberto Alomar, Rollie Fingers, Goose Gossage, Tony Gwynn, Rickey Henderson, Trevor Hoffman, Greg Maddux, Willie McCovey, Fred McGriff, Gaylord Perry, Mike Piazza, Ozzie Smith, Dave Winfield and Dick Williams. For more information on San Diego Padres in the Hall of Fame, visit the "Hall of Famers" team pages at www.baseballhall.org.

NOTABLE PADRES ARTIFACTS IN COOPERSTOWN

- Cap worn by Dylan Cease on July 25, 2024, when he no-hit the Nationals.
- Cap worn by Yu Darvish on Sept. 22, 2024, when he recorded his 2,000th MLB strikeout.
- Manny Machado's Padres City Connect jersey from the Padres vs. Giants game in Mexico City on April 29, 2023, and the first pitched ball thrown by Joe Musgrove from that game.
- Helmet worn by Eric Hosmer on Aug. 20, 2020, when he hit a grand slam, the team's fourth game in a row with a grand slam.
- Padded cap worn by pitcher Alex Torres on June 21, 2014, becoming the first pitcher wear the new padded cap in a game.
- Manager Bud Black's 1983 throwback uniform with memorial jersey patch worn as a tribute on July 14, 2011 to Hall of Famer Dick Williams during the team's first home game after he passed away.
- Glove used by Kevin Kouzmanoff during the 2009 season when he set a single-season record for NL third basemen with a .990 fielding percentage, making only three errors in 309 total chances.
- Bat used by Jody Gerut hit a leadoff home run in the first game at Citi Field, the first time in that the first batter of the first regular-season game at a new ballpark has hit a home run.
- Ticket from the final Hall of Fame Game, which was to be played June 16, 2008 against the Padres but was rained out.
- Jersey worn by Greg Maddux during his 350th career win on May 10, 2008.
- Ball, ticket and a base signed by manager Bud Black from the 2008 China Series against the Dodgers in March 2008.
- Ball signed by 2007 BBWAA Hall of Fame electee Tony Gwynn.
- Jersey, cap, spikes, glove and final out ball used by Trevor Hoffman on June 6, 2007, when he recorded his 500th career save, the first reliever to achieve the milestone.
- Ball, cap, jersey and spikes from Trevor Hoffman's 479th save on Sept. 24, 2006, which surpassed Lee Smith for the all-time lead.
- Jersey worn by Mike Piazza on April 26, 2006 when he hit his 400th career home run.
- Uniform, spikes, ball and ticket from Trevor Hoffman's 400th career save on May 6, 2005.
- Bat used by Brian Giles to record the first hit at PETCO Park on April 8, 2004.
- Jersey worn by Rickey Henderson for his 2,063th career walk, breaking Babe Ruth's record, April 25, 2001.
- Bat used by Tony Gwynn to record his 3,000th career hit on Aug. 6, 1999.
- Jersey worn by Tony Gwynn during the 1994 season when he recorded his 5th NL batting title.
- Cap worn by Steve Garvey to set NL record for consecutive games played, April 16, 1983.
- Bat from Nate Colbert's record 13 RBI in a doubleheader on Aug. 1, 1972.



Manny Machado wore this City Connect jersey on April 29, 2023.

A LOOK AHEAD TO 2026

Ballots for the 2026 Hall of Fame/BBWAA election will be distributed following the 2025 season with results from the voting scheduled to be announced in January 2026. A partial list of first-year candidates for election includes Ryan Braun, Edwin Encarnación, Cole Hamels and Matt Kemp. Historical information on past BBWAA elections and the election process can be accessed at www.baseballhall.org or by contacting the Hall of Fame Communications department.

CONNECT TO COOPERSTOWN

- For news from Cooperstown, visit at www.baseballhall.org. Stay up-to-date on all the activity at the Hall of Fame's official site, on Twitter [@baseballhall](https://twitter.com/baseballhall) and through social networking on Facebook, Instagram and TikTok.
- If you would like to receive interesting stories and timely news items direct from the Hall of Fame and get the inside track on the latest happenings in Cooperstown, sign up for *Inside Pitch*. There's no cost to receive our weekly electronic newsletter in your e-mail box at home or work and it's easy to enroll! Just log on to www.baseballhall.org/InsidePitch.
- If you have an interest in receiving *Around The Horn*, the Hall's monthly media newsletter, please send an e-mail to info@baseballhall.org. Be sure to include your name, name of organization and e-mail address. Or visit www.baseballhall.org/media-info.

RESEARCH ASSISTANCE

The Hall of Fame is pleased to provide assistance in baseball research and members of the media are encouraged to utilize this valuable baseball resource whenever necessary by calling the Public Relations department at (607) 547-0215, or the Library Reference desk at (607) 547-0320.



Dave Winfield
Inducted August 5, 2001



Tony Gwynn
Inducted July 29, 2007



Trevor Hoffman
Inducted July 29, 2018

Other players who played for the Padres and earned Cooperstown plaques are Rollie Fingers, Gaylord Perry, Willie McCovey, Ozzie Smith, Rich "Goose" Gossage, Rickey Henderson, Roberto Alomar, Greg Maddux and Mike Piazza. Former manager Dick Williams was also inducted into the Hall of Fame in 2008, and the 1978-79 Padres featured four players who would ultimately earn election to the Hall of Fame: Fingers, Perry, Smith and Winfield.

HISTORY & RECORDS

LOCAL AWARD WINNERS

PADRES MVP

Selected annually by the San Diego Chapter of the Baseball Writers' Association of America (BBWAA).

Year	Name
1969	Nate Colbert
1970	Cito Gaston
1971	Clay Kirby
1972	Nate Colbert
1973	Fred Kendall
1974	Bobby Tolan
1975	Randy Jones
1976	Randy Jones
1977	George Hendrick
1978	Dave Winfield
1979	Dave Winfield
1980	Gene Richards
1981	Juan Bonilla
1982	Terry Kennedy
1983	Alan Wiggins
1984	Tony Gwynn
1985	Garry Templeton
1986	Tony Gwynn
1987	Tony Gwynn
1988	Tony Gwynn
1989	Mark Davis
1990	Bip Roberts
1991	Fred McGriff
1992	Gary Sheffield
1993	Phil Plantier
1994	Tony Gwynn
1995	Tony Gwynn
1996	Ken Caminti
1997	Tony Gwynn
1998	Greg Vaughn
1999	Phil Nevin
2000	Phil Nevin
2001	Phil Nevin
2002	Ryan Klesko
2003	Mark Loretta
2004	Mark Loretta
2005	Brian Giles
2006	Adrian Gonzalez
2007	Khalil Greene
2008	Adrian Gonzalez
2009	Adrian Gonzalez
2010	Adrian Gonzalez
2011	Cameron Maybin
2012	Chase Headley
2013	Will Venable
2014	Rene Rivera
2015	Matt Kemp
2016	Wil Myers
2017	Jose Pirela
2018	Hunter Renfroe
2019	Fernando Tatis Jr.
2020	Manny Machado
2021	Fernando Tatis Jr.
2022	Manny Machado
2023	Ha-Seong Kim
2024	Jackson Merrill

DARREL AKERFELDS BULLPEN AWARD

Established in 2006 as the Fireman's Award, it was renamed to the Darrel Akerfeldts Bullpen Award following the 2012 season to honor the most outstanding member of the Padres bullpen, as voted on by his peers. It was named for the Padres former bullpen coach who passed away on June 24, 2012 after a battle with pancreatic cancer. "Ak" was a coach, mentor and friend to the Padres family from 1997-2012.

Year	Name
2006	Trevor Hoffman
2007	Heath Bell
2008	Trevor Hoffman
2009	Heath Bell
2010	Heath Bell
2011	Heath Bell
2012	Luke Gregerson
2013	Huston Street
2014	Joaquin Benoit
2015	Craig Kimbrel
2016	Brad Hand
2017	Brad Hand
2018	Kirby Yates
2019	Kirby Yates
2020	Drew Pomeranz
2021	Mark Melancon
2022	Nick Martinez
2023	Josh Hader
2024	Robert Suarez

2001	Trevor Hoffman
2002	Trevor Hoffman
2003	Rod Beck
2004	Jake Peavy
2005	Jake Peavy
2006	Trevor Hoffman
2007	Jake Peavy
2008	Jake Peavy
2009	Heath Bell
2010	Heath Bell
2011	Heath Bell
2012	Clayton Richard
2013	Andrew Cashner
2014	Tyson Ross
2015	Tyson Ross
2016	Brad Hand
2017	Brad Hand
2018	Kirby Yates
2020	Dinelson Lamet
2021	Joe Musgrove
2022	Yu Darvish
2023	Blake Snell
2024	Dylan Cease

CLYDE McCULLOUGH PITCHER OF THE YEAR

The Clyde McCullough Award for Padres Pitcher of the Year, selected annually by the San Diego Chapter of the Baseball Writers Association of America (BBWAA), is named in honor of the former San Diego bullpen coach who passed away on September 18, 1982.

McCullough, whose career as a player, coach, instructor and scout and spanned nearly five decades, was an inspirational and popular figure. The award originally honored the Padres' top rookie, but since 1990, it has come to recognize the club's best pitcher.

Year	Name
1982	Luis DeLeon
1983	Mark Thurmond
1984	Carmelo Martinez
1985	Lance McCullers
1986	John Kruk
1987	Benito Santiago
1988	Roberto Alomar
1989	Greg Harris
1990	Ed Whitson
1991	Andy Benes
1992	Bruce Hurst
1993	Andy Benes
1994	Trevor Hoffman
1995	Andy Ashby
1996	Trevor Hoffman
1997	Trevor Hoffman
1998	T. Hoffman & K. Brown
1999	Trevor Hoffman
2000	Woody Williams

HISTORY & RECORDS

NATIONAL LEAGUE AWARDS

NL MVP

Year	Name	Voting outlet
1996	Ken Caminiti	BBWAA

NL CY YOUNG AWARD

Year	Name	Voting outlet
1976	Randy Jones	BBWAA
1978	Gaylord Perry	BBWAA
1989	Mark Davis	BBWAA
2007	Jake Peavy	BBWAA
2023	Blake Snell	BBWAA

RAWLINGS NL GOLD GLOVE AWARD

Year	Name
1979	Dave Winfield (OF)
1980	Dave Winfield (OF), Ozzie Smith (SS)
1981	Ozzie Smith (SS)
1986	Tony Gwynn (OF)
1987	Tony Gwynn (OF)
1988	Benito Santiago, (C)
1989	Tony Gwynn (OF), Benito Santiago (C)
1990	Tony Gwynn (OF), Benito Santiago (C)
1991	Tony Gwynn (OF)
1995	Ken Caminiti (3B), Steve Finley (CF)
1996	Ken Caminiti (3B), Steve Finley (CF)
1997	Ken Caminiti (3B)
2006	Mike Cameron (OF)
2007	Greg Maddux (RHP)
2008	Adrian Gonzalez (1B)
2009	Adrian Gonzalez (1B)
2012	Chase Headley (3B)
2020	Trent Grisham (CF)
2022	Trent Grisham (CF)
2023	Fernando Tatis Jr. (RF), Ha-Seong Kim (UTL)

RAWLINGS NL PLATINUM GLOVE AWARD

Year	Name
2023	Fernando Tatis Jr. (RF)

NL SILVER SLUGGER

Year	Name
1983	Terry Kennedy (C)
1984	Tony Gwynn (OF), Garry Templeton (SS)
1986	Tony Gwynn (OF)
1987	Tony Gwynn (OF), Benito Santiago (C)
1988	Benito Santiago (C)
1989	Tony Gwynn (OF)
1990	Benito Santiago (C)
1991	Benito Santiago (C)
1992	Fred McGriff (1B), Gary Sheffield (3B)
1994	Tony Gwynn (OF)
1995	Tony Gwynn (OF)
1996	Ken Caminiti (3B)
1997	Tony Gwynn (OF)
1998	Greg Vaughn (OF)
2004	Mark Loretta (2B)
2012	Chase Headley (3B)
2020	Manny Machado (3B), Fernando Tatis Jr. (SS)
2021	Fernando Tatis Jr. (SS)
2022	Juan Soto (OF), Josh Bell (DH), Brandon Drury (UTL)
2023	Juan Soto (OF)
2024	Manny Machado (3B), Jackson Merrill (OF), Jurickson Profar (OF)

ROBERTO CLEMENTE AWARD

Year	Name
1999	Tony Gwynn



HISTORY & RECORDS



SPORTING NEWS ALL-LEAGUE TEAM

Year	Name
1975	Randy Jones (LHP)
1976	Randy Jones (LHP)
1978	Gaylord Perry (RHP)
1979	Dave Winfield (OF)
1984	Tony Gwynn (OF), Mark Thurmond (LHP)
1986	Tony Gwynn (OF)
1987	Tony Gwynn (OF), Benito Santiago (C)
1989	Tony Gwynn (OF), Benito Santiago (C)
1994	Tony Gwynn (OF)
1995	Ken Caminiti (3B)
1996	Ken Caminiti (3B)
2007	Jake Peavy (RHP)
2012	Chase Headley (3B)
2020	Manny Machado (3B), Fernando Tatis Jr. (SS)
2021	Manny Machado (3B), Fernando Tatis Jr. (SS)
2022	Juan Soto (OF)
2023	Juan Soto (OF), Blake Snell (SP)
2024	Jackson Merrill (OF), Jurickson Profar (OF)

NL MANAGER OF THE YEAR

Year	Name	Voting outlet
1996	Bruce Bochy	BBWAA, The Sporting News
1998	Bruce Bochy	The Sporting News
2010	Bud Black	BBWAA, The Sporting News

NL ROOKIE OF THE YEAR

Year	Name	Voting outlet
1976	Butch Metzger*	BBWAA
1987	Benito Santiago	BBWAA

*co-winner with CIN's Pat Zachry

NL RELIEVER OF THE YEAR

Year	Name	Voting outlet
1977	Rollie Fingers	The Sporting News, Roloids
1978	Rollie Fingers	The Sporting News, Roloids
1980	Rollie Fingers	The Sporting News, Roloids
	Tom Hume	The Sporting News
1989	Mark Davis	The Sporting News, Roloids
1996	Trevor Hoffman	The Sporting News
1998	Trevor Hoffman	The Sporting News, Roloids
2006	Trevor Hoffman	The Sporting News, Roloids
2009	Heath Bell	Roloids
2010	Heath Bell	MLB, The Sporting News, Roloids

NL ROOKIE PITCHER OF THE YEAR

Year	Name	Voting outlet
1976	Butch Metzger	BBWAA, The Sporting News
	Pat Zachary	BBWAA
1977	Bob Ovwchinko	The Sporting News
1989	Andy Benes	The Sporting News

HISTORY & RECORDS

NLCS MVP	
Year	Name
1984	Steve Garvey
1998	Sterling Hitchcock


NL PLAYER OF THE MONTH	
Year	Name
June, 1978	Dave Winfield
April, 1983	Terry Kennedy
April, 1984	Tony Gwynn
June, 1987	Tony Gwynn
July, 1988	Tony Gwynn
August, 1992	Gary Sheffield
August, 1993	Tony Gwynn
August, 1996	Ken Caminiti
September, 1996	Ken Caminiti
May, 1997	Tony Gwynn
August, 2012	Chase Headley
September, 2012	Chase Headley
June, 2016	Wil Myers
July-August, 2020	Fernando Tatis Jr.
May, 2021	Fernando Tatis Jr.

ALL MLB TEAM	
Year	Name
2019	Kirby Yates (RP, 1st Team)
2020	Fernando Tatis Jr. (SS, 1st Team), Manny Machado (3B, 1st Team) Dinelson Lamet (SP, 2nd Team)
2021	Fernando Tatis Jr. (SS, 1st Team)
2022	Manny Machado (3B, 1st Team)
2023	Blake Snell (SP, 1st Team), Josh Hader (RP, 1st Team)
2024	Manny Machado (3B, 2nd team), Jackson Merrill (OF, 2nd team), Dylan Cease (SP, 2nd Team), Michael King (SP, 2nd Team)

NL PITCHER OF THE MONTH	
Year	Name
April, 1976	Randy Jones
May, 1976	Randy Jones
September, 1978	Gaylord Perry
May, 1985	Andy Hawkins
April, 1989	Mark Davis
August, 2004	Jake Peavy
May, 2005	Trevor Hoffman
June, 2006	Chris Young
May, 2007	Jake Peavy
August, 2007	Jake Peavy
September, 2007	Jake Peavy
September, 2022	Yu Darvish
May, 2023	Michael Wacha
June, 2023	Blake Snell
September, 2023	Blake Snell
July, 2024	Dylan Cease

NL RELIEVER OF THE MONTH	
Year	Name
July, 2017	Brad Hand
May, 2018	Brad Hand
April, 2019	Kirby Yates
April, 2021	Mark Melancon
April, 2023	Josh Hader
May, 2024	Robert Suarez

NL ROOKIE OF THE MONTH	
Year	Name
May, 2003	Xavier Nady (RF)
April, 2004	Khalil Greene (SS)
August, 2004	Khalil Greene (SS)
July, 2006	Josh Barfield (2B)
July, 2016	Ryan Schimpf (2B)
April, 2018	Christian Villanueva (3B)
July-August, 2020	Jake Cronenworth (2B)
June, 2024	Jackson Merrill (CF)
August, 2024	Jackson Merrill (CF)



CLUB
DIRECTORY

EXECUTIVES

MANAGER
& STAFF

SUPPORT STAFF,
ADVISORS & BASEBALL
OPERATIONS

PLAYER HEALTH
& PERFORMANCE

'25 SAN DIEGO
PADRES

HISTORY &
RECORDS

OPPONENTS


SCOUTING & PLAYER
DEVELOPMENT

PETCO PARK

COMMUNITY

MEDIA

HISTORY & RECORDS



NL ALL-STAR SELECTIONS

Year	Name
1969	Chris Cannizzaro (C)
1970	Cito Gaston (OF)
1971	Nate Colbert (1B), Preston Gomez (Coach)
1972	Nate Colbert (1B)
1973	Nate Colbert (1B)
1974	Johnny Grubb (OF)
1975	Randy Jones (P)
1976	Randy Jones (P), John McNamara (Coach)
1977	Dave Winfield (OF)
1978	Rollie Fingers (P), Dave Winfield (OF)
1979	Dave Winfield (OF), Gaylord Perry (P)
1980	Dave Winfield (OF)
1981	Terry Kennedy (C), Ozzie Smith (SS)
1982	Ruppert Jones (OF)
1983	Dave Dravecky (P), Terry Kennedy (C)
1984	Steve Garvey (1B), Tony Gwynn (OF), Rich Gossage (P), Dick Dent (Trainer)
1985	Steve Garvey (1B), Tony Gwynn (OF), LaMarr Hoyt (P), Terry Kennedy (C), Graig Nettles (3B), Rich Gossage (P), Garry Templeton (SS), Dick Williams (Manager)
1986	Tony Gwynn (OF)
1987	Tony Gwynn (OF)
1988	Mark Davis (P)
1989	Tony Gwynn (OF), Mark Davis (P)
1990	Benito Santiago (C, injured DNP), Roberto Alomar (2B), Tony Gwynn (OF)
1991	Tony Gwynn (OF), Benito Santiago (C)
1992	Tony Gwynn (OF), Fred McGriff (1B), Benito Santiago (C), Tony Fernandez (SS), Gary Sheffield (3B), Bob Day (Trainer)
1993	Andy Benes (P), Tony Gwynn (OF)
1994	Tony Gwynn (OF)
1995	Tony Gwynn (OF)

Year	Name
1996	Tony Gwynn (OF, injured DNP), Ken Caminiti (3B)
1997	Tony Gwynn (OF), Ken Caminiti (3B), Steve Finley (OF), Bruce Bochy (Coach)
1998	Andy Ashby (P), Tony Gwynn (OF), Kevin Brown (P), Trevor Hoffman (P), Greg Vaughn (OF)
1999	Tony Gwynn (OF, injured DNP), Andy Ashby (P), Trevor Hoffman (P), Bruce Bochy (Manager)
2000	Trevor Hoffman (P)
2001	Ryan Klesko (1B), Phil Nevin (3B), Tony Gwynn (OF, special All-Star "guest"), Bruce Bochy (Coach), Todd Hutcheson (Trainer)
2002	Trevor Hoffman (P)
2003	Rondell White (OF)
2004	Mark Loretta (2B)
2005	Jake Peavy (P)
2006	Trevor Hoffman (P)
2007	Trevor Hoffman (P), Jake Peavy (P), Chris Young (P)
2008	Adrian Gonzalez (1B), Bud Black (Coach)
2009	Adrian Gonzalez (1B), Heath Bell (P)
2010	Adrian Gonzalez (1B), Heath Bell (P), Bud Black (Coach)
2011	Heath Bell (P)
2012	Huston Street (P)
2013	Everth Cabrera (SS)
2014	Tyson Ross (P), Huston Street (P)
2015	Justin Upton (OF)
2016	Andy Green (Coach), Wil Myers (DH), Drew Pomeranz (P)
2017	Brad Hand (P)
2018	Brad Hand (P)
2019	Kirby Yates (P)
2021	Jake Cronenworth (2B), Yu Darvish (P), Manny Machado (3B), Mark Melancon (P), Fernando Tatis Jr. (SS)
2022	Manny Machado (3B), Joe Musgrove (P), Jake Cronenworth
2023	Josh Hader (P), Juan Soto (OF)
2024	Jurickson Profar (OF), Fernando Tatis Jr. (OF) , Jackson Merrill (OF), Luis Arraez (INF), Robert Suarez (P)

Those bolded denote All-Star starters

HISTORY & RECORDS

ANNUAL STANDINGS AND HOME ATTENDANCE							
Year	Home W-L	Away W-L	Total W-L	W%	Position	GB	Home Attendance
1969	28-53	24-57	52-110	.321	6	41.0	613,327
1970	31-50	32-49	63-99	.389	6	39.0	633,439
1971	33-48	28-52	61-100	.379	6	28.5	549,085
1972	26-54	32-41	58-95	.379	6	36.5	644,272
1973	31-50	29-52	60-102	.370	6	39.0	611,826
1974	36-45	24-57	60-102	.370	6	42.0	1,075,399
1975	38-43	33-48	71-91	.438	4	37.0	1,281,747
1976	42-38	31-51	73-89	.451	5	29.0	1,458,478
1977	35-46	34-47	69-93	.426	5	29.0	1,376,269
1978	50-31	34-47	84-78	.519	4	11.0	1,670,107
1979	39-42	29-51	68-93	.422	5	22.0	1,456,967
1980	45-36	28-53-1	73-89-1	.451	6	19.5	1,139,026
1981	20-35	21-34	41-69	.373	6	26.0	519,161
1982	43-38	38-43	81-81	.500	4	8.0	1,607,516
1983	47-34-1	34-47	81-81-1	.500	4	10.0	1,539,819
1984	48-33	44-37	92-70	.568	1	12.0	1,983,904
1985	44-37	39-42	83-79	.512	T3	12.0	2,210,352
1986	43-38	31-50	74-88	.457	4	22.0	1,805,776
1987	37-44	28-53	65-97	.401	6	25.0	1,454,061
1988	47-34	36-44	83-78	.516	3	11.0	1,506,896
1989	46-35	43-38	89-73	.549	2	3.0	2,009,032
1990	37-44	38-43	75-87	.463	T4	16.0	1,856,395
1991	42-39	42-39	84-78	.519	3	10.0	1,804,289
1992	45-36	37-44	82-80	.506	3	16.0	1,722,102
1993	34-47	27-54	61-101	.377	7	43.0	1,375,432
1994	26-31	21-39	47-70	.402	4	12.5	953,857
1995	40-32	30-42	70-74	.486	3	8.0	1,041,805
1996	45-36	46-35	91-71	.562	1	1.0	2,187,886
1997	39-42	37-44	76-86	.469	4	14.0	2,089,333
1998	54-27	44-37	98-64	.604	1	9.5	2,555,901
1999	46-35	28-53	74-88	.457	4	26.0	2,523,538
2000	41-40	35-46	76-86	.469	5	21.0	2,423,149
2001	35-46	44-37	79-83	.488	4	13.0	2,378,116
2002	41-40	25-56	66-96	.407	5	32.0	2,220,601
2003	35-46	29-52	64-98	.395	5	36.5	2,027,020
2004	42-39	45-36	87-75	.537	3	6.0	3,016,752
2005	46-35	36-45	82-80	.506	1	5.0	2,869,787
2006	43-38	45-36	88-74	.543	T1	0.0	2,659,757
2007	47-34	42-40	89-74	.546	3	1.5	2,790,074
2008	35-46	28-53	63-99	.389	5	21.0	2,427,535
2009	42-39	33-48	75-87	.463	4	20.0	1,922,603
2010	45-36	45-36	90-72	.556	2	2.0	2,131,774
2011	35-46	36-45	71-91	.438	5	23.0	2,143,018
2012	42-39	34-47	76-86	.469	4	18.0	2,123,721
2013	45-36	31-50	76-86	.469	T3	16.0	2,166,691
2014	48-33	29-52	77-85	.475	3	17.0	2,195,373
2015	39-42	35-46	74-88	.457	4	18.0	2,459,742
2016	39-42	29-52	68-94	.420	5	23.0	2,351,422
2017	43-38	28-53	71-91	.438	4	33.0	2,138,491
2018	31-50	35-46	66-96	.407	5	25.5	2,168,536
2019	36-45	34-47	70-92	.432	5	36.0	2,396,399
2020	21-11	16-12	37-23	.617	2	6.0	--
2021	45-36	34-47	79-83	.488	3	28.0	2,191,950
2022	44-37	45-36	89-73	.549	2	22.0	2,987,470
2023	44-37	38-43	82-80	.506	3	18.0	3,271,554
2024	45-36	48-33	93-69	.574	2	5.0	3,330,545
Totals	2,226-2,200-1	1,901-2517-1	4,127-4,717-2	.467			104,049,077

Padres have tied twice in club history: June 9, 1980 @ CIN (6-6) and September 28, 1983 vs. LAD (4-4)

CLUB DIRECTORY
 EXECUTIVES
 MANAGER & STAFF
 SUPPORT STAFF, ADVISORS & BASEBALL OPERATIONS
 PLAYER HEALTH & PERFORMANCE
 '25 SANDIEGO PADRES
HISTORY & RECORDS
 OPPONENTS
 SCOUTING & PLAYER DEVELOPMENT
 PETCO PARK
 COMMUNITY
 MEDIA

HISTORY & RECORDS

ALL-TIME PADRES HOME ATTENDANCE RECORDS

Occasion	Attendance	Opponent	Date
Single Game—Day	61,707	SF	March 31, 2003
Single Game—Day (at Petco Park)	45,731	NY Yankees	May 26, 2024
Single Game—Night	61,674	ARI	April 24, 1999
Single Game—Night (at Petco Park)	47,559	LAD	July 30, 2024
Doubleheader	43,473	PHI	June 13, 1976
Opening Day/Night	61,707	SF	March 31, 2003
Opening Day/Night (at Petco Park)	45,567	LAD	March 30, 2014
All-Star Game	59,372	AL vs. NL	July 14, 1992
Division Series	65,235	HOU (G3)	October 3, 1998
NL Championship Series	65,042	ATL (G4)	October 11, 1998
World Series	65,427	NY Yankees (G4)	October 21, 1998
4-Game Series	197,225	LAD	September 19-22, 1996
4-Game Series (at Petco Park)	174,915	COL	March 30 - April 2, 2023
3-Game Series	165,929	NY Yankees	June 21-23, 2002
3-Game Series (at Petco Park)	136,347	CWS	September 20-22, 2024
2-Game Series	94,556	LAD	July 30-31, 2024
2-Game Series (at Petco Park)	94,556	LAD	July 30-31, 2024
Memorial Day	41,414	CHC	May 29, 2017
Independence Day	61,148	COL	July 4, 1998
Labor Day	44,957	DET	September 2, 2024
Week Night (Non-holiday)	54,490	SF	(Monday) April 15, 1985
Week Day (Non-Opening Day)	47,482	LAD	(Thursday) June 27, 1985
Friday Night	60,918	SEA	June 15, 2001
Saturday Day	60,021	NY Yankees	June 22, 2002
Saturday Night	61,674	ARI	April 24, 1999
Sunday	60,988	COL	September 28, 2003
Road Game (Largest)	63,661	@COL	June 20, 1993
Road Game (Smallest)	987	@SF	April 14, 1975
Home Game (Smallest)	1,413	HOU	September 11, 1973
Home Game (Smallest) at Petco Park	13,646 [^]	COL	May 5, 2009
Home Day Game (Smallest) at Petco Park	14,224 [^]	TEX	May 9, 2017

^{*}Tony Gwynn's final game

[^] Not including the reduced capacity games during the 1st Homestand of 2021.

TOP 10 HOME ATTENDANCE SEASON RECORDS

Rank	Year	Home Attendance
1	2024	3,330,545
2	2023	3,271,554
3	2004	3,016,752
4	2022	2,987,470
5	2005	2,869,787
6	2007	2,790,074
7	2006	2,659,757
8	1998	2,555,901
9	1999	2,523,538
10	2015	2,459,742

TOP PETCO PARK SINGLE-GAME ATTENDANCE RECORDS

Rank	Date	Attendance	Opponent
1	July 30, 2024	47,559	LAD
2	July 5, 2024	47,171	AZ
3	July 31, 2024	46,997	LAD
4	May 11, 2024	46,701	LAD
5	September 20, 2024	45,790	CWS
6	May 26, 2024	45,731	NY Yankees
7	March 30, 2014	45,567	LAD
8	April 6, 2009	45,496	LAD
9	March 29, 2024	45,427	SF
10	August 12, 2024	45,427	PIT
11	September 30, 2004	45,389	SF
12	September 21, 2024	45,360	CWS
13	May 16, 2015	45,282	WSH

HISTORY & RECORDS

OPENING DAY HISTORY

OPENING DAY ROOKIE STARTERS

Year	Name	Position
1969	Rafael Robles*	SS
1970	Van Kelly	3B
	Jerry Morales	LF
1972	Derrel Thomas	2B
1973	Bob Davis*	C
	John Grubb	CF
	Dave Hilton	3B
1977	Bill Almon	SS
	Mike Champion	2B
	Gene Richards*	LF
1978	Ozzie Smith*	SS
1979	Barry Evans	3B
1981	Randy Bass	1B
	Juan Bonilla*	2B
1984	Carmelo Martinez	LF
1985	Gerry Davis	LF
1986	Bip Roberts*	2B
1987	Joey Cora*	2B
	Benito Santiago	C
1993	Jeff Gardner	2B
1994	Dave Staton	1B
2002	Ramon Vazquez	3B
2003	Xavier Nady	RF
2004	Khalil Greene	SS
2006	Josh Barfield*	2B
2007	Kevin Kouzmanoff	3B
2012	Yonder Alonso	1B
2013	Jedd Gyorko*	2B
2014	Tommy Medica	LF
2017	Manuel Margot	CF
	Hunter Renfro	RF
2019	Fernando Tatis Jr.*	SS
2024	Jackson Merrill*	CF

* made MLB debut as an Opening Day starter for San Diego



CLUB
DIRECTORY

EXECUTIVES

MANAGER
& STAFF

SUPPORT STAFF,
ADVISORS & BASEBALL
OPERATIONS

PLAYER HEALTH
& PERFORMANCE

'25 SAN DIEGO
PADRES

HISTORY &
RECORDS

OPPONENTS

SCOUTING & PLAYER
DEVELOPMENT

PETCO PARK

COMMUNITY

MEDIA

HISTORY & RECORDS

TOP 5 PETCO PARK SERIES IN ATTENDANCE

4-GAME SERIES

Rank	Dates	Opponent	Attendance
1	March 30 - April 2, 2023	COL	174,915
2	June 2-5, 2023	CHC	174,688
3	April 13-16, 2023	MIL	173,277
4	August 4-7, 2023	LAD	173,258
5	April 9-12, 2015	SF	168,171

3-GAME SERIES

Rank	Dates	Opponent	Attendance
1	September 20-22, 2024	CWS	136,347
2	May 24-26, 2024	NY Yankees	134,081
3	May 10-12, 2024	LAD	133,970
4	April 22-24, 2022	LAD	133,856
5	May 3-5, 2019	LAD	133,456

2-GAME SERIES

Rank	Dates	Opponent	Attendance
1	July 30-31, 2024	LAD	94,556
2	July 9-10, 2024	SEA	82,734
3	April 20-21, 2005	LAD	79,380
4	June 6-7, 2023	SEA	75,885
5	July 27-28, 2021	OAK	75,513

OPENING DAY RECORDS

Padres Record on Opening Day, All-Time	24-32
Padres Record on Opening Day, at Home	15-14
Padres Record on Opening Day, on Road	9-18
Padres Record on Opening Day, as Home Team at Neutral Site	0-2
Padres Record on Opening Day, at Petco Park	6-5
Padres Record on Home Opener	29-27

SAN DIEGO RAINOUTS & DELAYS

San Diego Rainouts (19)

Date	Opponent
April 27, 1970	MON
April 14, 1971	CHC
May 7, 1971	CIN
May 28, 1971	NY Yankees
June 5, 1972	PIT
June 6, 1972	PIT
April 8, 1975	SF
April 9, 1975	SF
Sept. 10, 1976 (DH)	HOU
May 8, 1977 (DH)	MON
April 15, 1978	SF
April 28, 1980	ATL
April 29, 1980	ATL
April 20, 1983	ATL
May 12, 1998	NY Yankees
April 4, 2006	SF
July 19, 2015	COL
May 7, 2017	LAD
August 20, 2023	AZ

Petco Park Delays (10)

Date	Opponent
May 23, 2008	CIN
April 10, 2009	SF
July 2, 2009 (bees)	HOU
September 30, 2010	CHC
April 8, 2011	LAD
May 14, 2015	WSH
September 20, 2016	ARI
June 2, 2019 (bees)	MIA
September 24, 2021	ATL
September 9, 2022	LAD



HISTORY & RECORDS

April 8, 1969	
SD	2
vs. HOU	1
Attendance	23,370
Rafael Robles	SS
Roberto Pena	2B
Tony Gonzalez	CF
Ollie Brown	RF
Bill Davis	1B
Larry Stahl	LF
Ed Spiezio	3B
Chris Cannizzaro	C
Dick Selma	RHP

April 7, 1970	
SD	8
vs. ATL	3
Attendance	28,215
Tommy Dean	SS
Van Kelly	3B
Ollie Brown	RF
Nate Colbert	1B
Clarence Gaston	CF
Jerry Morales	LF
Dave Campbell	2B
Chris Cannizzaro	C
Pat Dobson	RHP

April 6, 1971	
SD	0
vs. SF	4
Attendance	34,554
Dave Campbell	2B
Larry Stahl	LF
Clarence Gaston	CF
Nate Colbert	1B
Ollie Brown	RF
Ed Spiezio	3B
Chris Cannizzaro	C
Tommy Dean	SS
Tom Phoebus	RHP

April 15, 1972	
SD	6
vs. ATL	5
Attendance	16,555
Enzo Hernandez	SS
Derrel Thomas	2B
Leron Lee	LF
Nate Colbert	1B
Larry Stahl	RF
Jose Morales	CF
Bob Barton	C
Dave Campbell	3B
Clay Kirby	RHP

April 6, 1973	
SD	4
vs. LAD	2
Attendance	32,019
Enzo Hernandez	SS
John Grubb	CF
Leron Lee	LF
Nate Colbert	1B
Clarence Gaston	RF
Dave Hilton	3B
Dave Roberts	2B
Bob Davis	C
Clay Kirby	RHP

April 5, 1974	
SD	0
@ LAD	8
Attendance	31,556
Bobby Tolan	RF
Glenn Beckert	2B
John Grubb	CF
Willie McCovey	1B
Nate Colbert	LF
Fred Kendall	C
Dave Hilton	3B
Enzo Hernandez	SS
Bill Greif	RHP

April 10, 1975	
SD	0
vs. SF	2
Attendance	17,670
Bobby Tolan	LF
Tito Fuentes	2B
Dave Winfield	RF
Willie McCovey	1B
John Grubb	CF
Glenn Beckert	3B
Randy Hundley	C
Enzo Hernandez	SS
Randy Jones	LHP

April 9, 1976	
SD	8
vs. ATL	2
Attendance	44,728
John Grubb	LF
Tito Fuentes	2B
Willie Davis	CF
Dave Winfield	RF
Mike Ivie	1B
Doug Rader	3B
Hector Torres	SS
Bob Davis	C
Randy Jones	LHP

April 6, 1977	
SD	3
@ CIN	5
Attendance	51,869
Gene Richards	LF
Mike Champion	2B
Dave Winfield	RF
George Hendrick	CF
Gene Tenace	C
Mike Ivie	1B
Doug Rader	3B
Bill Almon	SS
Randy Jones	LHP

April 7, 1978	
SD	3
@ SF	2
Attendance	36,131
Gene Richards	1B
Derrel Thomas	2B
Oscar Gamble	LF
Dave Winfield	RF
George Hendrick	CF
Gene Tenace	C
Bill Almon	3B
Ozzie Smith	SS
Gaylord Perry	RHP

April 5, 1979	
SD	4
@ LAD	3
Attendance	46,536
Gene Richards	CF
Ozzie Smith	SS
Mike Hargrove	1B
Dave Winfield	RF
Jerry Turner	LF
Barry Evans	3B
Gene Tenace	C
Fernando Gonzalez	2B
Gaylord Perry	RHP

April 10, 1980	
SD	6
vs. SF	4
Attendance	29,535
Ozzie Smith	SS
Dave Cash	2B
Gene Richards	LF
Dave Winfield	RF
Jerry Mumphrey	CF
Gene Tenace	1B
Bill Fahey	C
Aurelio Rodriguez	3B
Randy Jones	LHP

April 9, 1981	
SD	4
@ SF	1
Attendance	54,520
Gene Richards	LF
Ozzie Smith	SS
Rupert Jones	CF
Luis Salazar	3B
Randy Bass	1B
Dave Edwards	RF
Terry Kennedy	C
Juan Bonilla	2B
John Curtis	LHP

April 6, 1982	
SD	0
vs. ATL	1
Attendance	30,188
Gene Richards	LF
Juan Bonilla	2B
Garry Templeton	SS
Ruppert Jones	CF
Sixto Lezcano	RF
Terry Kennedy	C
Luis Salazar	3B
Broderick Perkins	1B
Juan Eichelberger	RHP

April 5, 1983	
SD	16
@ SF	13
Attendance	49,519
Gene Richards	LF
Juan Bonilla	2B
Steve Garvey	1B
Terry Kennedy	C
Sixto Lezcano	RF
Ruppert Jones	CF
Garry Templeton	SS
Luis Salazar	3B
Tim Lollar	LHP

April 3, 1984	
SD	5
vs. PIT	1
Attendance	44,553
Alan Wiggins	2B
Tony Gwynn	RF
Graig Nettles	3B
Steve Garvey	1B
Terry Kennedy	C
Carmelo Martinez	LF
Kevin McReynolds	CF
Garry Templeton	SS
Eric Show	RHP

CLUB DIRECTORY
 EXECUTIVES
 MANAGER & STAFF
 SUPPORT STAFF, ADVISORS & BASEBALL OPERATIONS
 PLAYER HEALTH & PERFORMANCE
 '25 SANDIEGO PADDIES
 HISTORY & RECORDS
 OPONENTS
 SCOUTING & PLAYER DEVELOPMENT
 PETCO PARK
 COMMUNITY
 MEDIA

HISTORY & RECORDS

April 9, 1985	
SD	3
@ SF	4
Attendance	52,714
Jerry Davis	LF
Mario Ramirez	2B
Tony Gwynn	RF
Steve Garvey	1B
Kevin McReynolds	CF
Terry Kennedy	C
Jerry Royster	3B
Garry Templeton	SS
LaMarr Hoyt	RHP

April 3, 1989	
SD	3
vs. SF	5
Attendance	52,763
Roberto Alomar	2B
Tim Flannery	3B
Tony Gwynn	CF
Jack Clark	1B
Carmelo Martinez	LF
John Kruk	RF
Benito Santiago	C
Garry Templeton	SS
Eric Show	RHP

April 6, 1993	
SD	4
@ PIT	9
Attendance	44,103
Tony Gwynn	RF
Jeff Gardner	2B
Gary Sheffield	3B
Fred McGriff	1B
Phil Plantier	LF
Derek Bell	CF
Dan Walters	C
Craig Shipley	SS
Andy Benes	RHP

April 1, 1997	
SD	12
vs. NYM	5
Attendance	43,005
Quilvio Veras	2B
Tony Gwynn	RF
Steve Finley	CF
Ken Caminiti	3B
Greg Vaughn	LF
Wally Joyner	1B
John Flaherty	C
Chris Gomez	SS
Joey Hamilton	RHP

April 7, 1986	
SD	1
@ LAD	2
Attendance	49,444
Bip Roberts	2B
Tony Gwynn	RF
Kevin McReynolds	CF
Steve Garvey	1B
Carmelo Martinez	LF
Garry Templeton	SS
Terry Kennedy	C
Jerry Royster	3B
Eric Show	RHP

April 9, 1990	
SD	2
@ LAD	4
Attendance	48,686
Bip Roberts	3B
Roberto Alomar	2B
Tony Gwynn	RF
Jack Clark	1B
Joe Carter	CF
Fred Lynn	LF
Benito Santiago	C
Garry Templeton	SS
Bruce Hurst	LHP

April 4, 1994	
SD	1
vs. ATL	4
Attendance	42,251
Bip Roberts	2B
Ricky Gutierrez	SS
Tony Gwynn	RF
Phil Plantier	LF
Derek Bell	CF
Archi Cianfrocco	3B
Dave Staton	1B
Brad Ausmus	C
Andy Benes	RHP

March 31, 1998	
SD	10
@ CIN	2
Attendance	54,578
Quilvio Veras	2B
Steve Finley	CF
Tony Gwynn	RF
Ken Caminiti	3B
Greg Vaughn	LF
Wally Joyner	1B
Carlos Hernandez	C
Chris Gomez	SS
Kevin Brown	RHP

April 6, 1987	
SD	3
@ SF	4
Attendance	52,020
Marvell Wynne	CF
Garry Templeton	SS
Tony Gwynn	RF
Carmelo Martinez	LF
Kevin Mitchell	3B
Steve Garvey	1B
Benito Santiago	C
Joey Cora	2B
Eric Show	RHP

April 9, 1991	
SD	7
vs. SF	4
Attendance	48,089
Bip Roberts	2B
Tony Fernandez	SS
Tony Gwynn	RF
Fred McGriff	1B
Benito Santiago	C
Jack Clark	LF
Jim Presley	3B
Shawn Abner	CF
Ed Whitson	RHP

April 26, 1995	
SD	2
vs. HOU	10
Attendance	38,124
Bip Roberts	LF
Steve Finley	CF
Tony Gwynn	RF
Eddie Williams	1B
Ken Caminiti	3B
Andujar Cedeno	SS
Jody Reed	2B
Brad Ausmus	C
Andy Benes	RHP

April 4, 1999 (Monterrey, MX)	
SD	2
vs. COL	8
Attendance	27,104
Quilvio Veras	2B
Reggie Sanders	LF
Tony Gwynn	RF
Wally Joyner	1B
Greg Myers	C
George Arias	3B
Ruben Rivera	CF
Chris Gomez	SS
Andy Ashby	RHP

April 5, 1988	
SD	3
@ HOU	6
Attendance	39,906
Stan Jefferson	CF
Tony Gwynn	RF
Keith Moreland	LF
John Kruk	1B
Randy Ready	2B
Benito Santiago	C
Chris Brown	3B
Garry Templeton	SS
Ed Whitson	RHP

April 6, 1992	
SD	4
@ CIN	3
Attendance	55,356
Tony Fernandez	SS
Tony Gwynn	RF
Gary Sheffield	3B
Fred McGriff	1B
Benito Santiago	C
Jerald Clark	LF
Darrin Jackson	CF
Kurt Stillwell	2B
Bruce Hurst	LHP

April 1, 1996	
SD	4
@ CHC	5
Attendance	38,734
Rickey Henderson	LF
Steve Finley	CF
Tony Gwynn	RF
Ken Caminiti	3B
Wally Joyner	1B
Brad Ausmus	C
Andujar Cedeno	SS
Jody Reed	2B
Andy Ashby	RHP

April 3, 2000	
SD	1
@ NYM	2
Attendance	52,308
Al Martin	LF
Damian Jackson	SS
Tony Gwynn	RF
Phil Nevin	3B
Ryan Klesko	1B
Bret Boone	2B
Ruben Rivera	CF
Carlos Hernandez	C
Sterling Hitchcock	LHP

HISTORY & RECORDS

April 2, 2001	
SD	2
@ SF	3
Attendance	40,930
Damian Jackson	2B
Mark Kotsay	CF
Ryan Klesko	1B
Phil Nevin	3B
Tony Gwynn	RF
Mike Darr	LF
Wiki Gonzalez	C
Chris Gomez	SS
Woody Williams	RHP

April 4, 2005	
SD	10
@ COL	12
Attendance	47,661
Khalil Greene	SS
Mark Loretta	2B
Brian Giles	RF
Phil Nevin	1B
Ryan Klesko	LF
Ramon Hernandez	C
Xavier Nady	CF
Sean Burroughs	3B
Woody Williams	RHP

April 6, 2009	
SD	1
vs. LAD	4
Attendance	45,496
Jody Gerut	CF
David Eckstein	2B
Brian Giles	RF
Adrian Gonzalez	1B
Kevin Kouzmanoff	3B
Chase Headley	LF
Henry Blanco	C
Luis Rodriguez	SS
Jake Peavy	RHP

April 1, 2013	
SD	2
@ NYM	11
Attendance	41,053
Chris Denorfia	RF
Everth Cabrera	SS
Yonder Alonso	1B
Carlos Quentin	LF
Jedd Gyorko	2B
Nick Hundley	C
Cameron Maybin	CF
Cody Ransom	3B
Edinson Volquez	RHP

April 1, 2002	
SD	0
@ ARI	2
Attendance	47,025
D'Angelo Jimenez	2B
Mark Kotsay	CF
Ron Gant	LF
Phil Nevin	1B
Bubba Trammell	RF
Deivi Cruz	SS
Wiki Gonzalez	C
Ramon Vazquez	3B
Kevin Jarvis	RHP

April 3, 2006	
SD	6
vs. SF	1
Attendance	43,767
Dave Roberts	CF
Eric Young	LF
Brian Giles	RF
Mike Piazza	C
Adrian Gonzalez	1B
Khalil Greene	SS
Vinny Castilla	3B
Josh Barfield	2B
Jake Peavy	RHP

April 5, 2010	
SD	3
@ ARI	6
Attendance	49,059
Tony Gwynn	CF
David Eckstein	2B
Adrian Gonzalez	1B
Kyle Blanks	LF
Chase Headley	3B
Will Venable	RF
Nick Hundley	C
Everth Cabrera	SS
Jon Garland	RHP

March 30, 2014	
SD	3
vs. LAD	1
Attendance	45,567
Everth Cabrera	SS
Chris Denorfia	RF
Chase Headley	3B
Jedd Gyorko	2B
Yonder Alonso	1B
Tommy Medica	LF
Will Venable	CF
Rene Rivera	C
Andrew Cashner	RHP

March 31, 2003	
SD	2
vs. SF	5
Attendance	61,707
Mark Loretta	2B
Mark Kotsay	CF
Rondell White	LF
Ryan Klesko	1B
Xavier Nady	RF
Sean Burroughs	3B
Gary Bennett	C
Ramon Vazquez	SS
Brian Lawrence	RHP

April 3, 2007	
SD	7
@ SF	0
Attendance	42,773
Marcus Giles	2B
Brian Giles	RF
Mike Cameron	CF
Adrian Gonzalez	1B
Josh Bard	C
Khalil Greene	SS
Kevin Kouzmanoff	3B
Jose Cruz Jr.	LF
Jake Peavy	RHP

March 31, 2011	
SD	5
@ STL	3
Attendance	46,368
Will Venable	RF
Jason Bartlett	SS
Orlando Hudson	2B
Brad Hawpe	1B
Ryan Ludwick	LF
Chase Headley	3B
Cameron Maybin	CF
Nick Hundley	C
Tim Stauffer	RHP

April 6, 2015	
SD	3
@ LAD	6
Attendance	53,518
Wil Myers	CF
Derek Norris	C
Matt Kemp	RF
Justin Upton	LF
Will Middlebrooks	3B
Jedd Gyorko	2B
Yonder Alonso	1B
Clint Barmes	SS
James Shields	RHP

April 5, 2004	
SD	8
@ LAD	2
Attendance	53,850
Sean Burroughs	3B
Mark Loretta	2B
Brian Giles	RF
Phil Nevin	1B
Ryan Klesko	LF
Jay Payton	CF
Ramon Hernandez	C
Khalil Greene	SS
Brian Lawrence	RHP

March 31, 2008	
SD	4
vs. HOU	0
Attendance	44,965
Brian Giles	RF
Tadahito Iguchi	2B
Kevin Kouzmanoff	3B
Adrian Gonzalez	1B
Scott Hairston	CF
Khalil Greene	SS
Josh Bard	C
Paul McNulty	LF
Jake Peavy	RHP

April 5, 2012	
SD	3
vs. LAD	5
Attendance	42,941
Cameron Maybin	CF
Chris Denorfia	RF
Chase Headley	3B
Jesus Guzman	LF
Nick Hundley	C
Yonder Alonso	1B
Orlando Hudson	2B
Jason Bartlett	SS
Edinson Volquez	RHP

April 4, 2016	
SD	0
@ LAD	15
Attendance	44,317
Jon Jay	CF
Derek Norris	C
Matt Kemp	RF
Wil Myers	1B
Alexei Ramirez	SS
Yangervis Solarte	3B
Melvin Upton Jr.	LF
Cory Spangenberg	2B
Tyson Ross	RHP

CLUB DIRECTORY
 EXECUTIVES
 MANAGER & STAFF
 ADVISORS & OPERATIONS
 SUPPORT STAFF, BASEBALL & PERFORMANCE
 PLAYER HEALTH & PERFORMANCE
 25 SAN DIEGO PAGES
 HISTORY & RECORDS
 OPPONENTS
 SCOUTING & PLAYER DEVELOPMENT
 PETCO PARK
 COMMUNITY
 MEDIA

HISTORY & RECORDS

April 3, 2017	
SD	3
@ LAD	14
Attendance	53,701
Manuel Margot	CF
Wil Myers	1B
Yangervis Solarte	2B
Hunter Renfroe	RF
Ryan Schimpf	3B
Austin Hedges	C
Erick Aybar	SS
Jhoulys Chacin	RHP
Travis Jankowski	LF

March 28, 2019	
SD	2
vs. SF	0
Attendance	44,655
Ian Kinsler	2B
Wil Myers	LF
Manny Machado	3B
Franmil Reyes	RF
Eric Hosmer	1B
Fernando Tatis Jr.	SS
Manuel Margot	CF
Austin Hedges	C
Eric Lauer	LHP

April 1, 2021	
SD	8
vs. ARI	7
Attendance	10,350
Tommy Pham	CF
Fernando Tatis Jr.	SS
Manny Machado	3B
Eric Hosmer	1B
Wil Myers	RF
Jake Cronenworth	2B
Jurickson Profar	LF
Victor Caratini	C
Yu Darvish	RHP


March 30, 2023	
SD	2
vs. COL	7
Attendance	45,103
Trent Grisham	CF
Juan Soto	LF
Manny Machado	3B
Xander Bogaerts	SS
Jake Cronenworth	1B
Matt Carpenter	DH
Austin Nola	C
Ha-Seong Kim	2B
David Dahl	RF
Blake Snell	LHP

March 29, 2018	
SD	1
vs. MIL	2
Attendance	44,649
Manuel Margot	CF
Wil Myers	RF
Eric Hosmer	1B
Jose Pirela	LF
Carlos Asuaje	2B
Chase Headley	3B
Freddy Galvis	SS
Austin Hedges	C
Clayton Richard	LHP

July 24, 2020	
SD	7
vs. ARI	2
Attendance	--
Fernando Tatis Jr.	SS
Manny Machado	3B
Tommy Pham	LF
Jurickson Profar	2B
Eric Hosmer	1B
Wil Myers	RF
Ty France	DH
Francisco Mejía	C
Trent Grisham	CF
Chris Paddack	RHP

April 7, 2022	
SD	2
@ ARI	4
Attendance	35,508
Austin Nola	C
Manny Machado	3B
Jake Cronenworth	2B
Luke Voit	DH
Wil Myers	RF
Eric Hosmer	1B
Jurickson Profar	LF
Ha-Seong Kim	SS
Trent Grisham	CF
Yu Darvish	RHP

March 20, 2024	
SD	2
vs. LAD	5
Attendance	15,952
Xander Bogaerts	2B
Fernando Tatis Jr.	RF
Jake Cronenworth	1B
Manny Machado	DH
Ha-Seong Kim	SS
Jurickson Profar	LF
Luis Campusano	C
Tyler Wade	3B
Jackson Merrill	CF
Yu Darvish	RHP



HISTORY & RECORDS

ANNUAL BATTING TOTALS								
Year	AVG	Runs	Hits	2B	3B	HR	RBI	SB
1969	.225	468	1,203	180	42	99	431	45
1970	.246	681	1,353	208	36	172	629	60
1971	.233	486	1,250	184	31	96	447	70
1972	.227	488	1,181	168	38	102	452	78
1973	.244	548	1,330	198	26	112	516	88
1974	.229	541	1,239	196	27	99	506	85
1975	.244	552	1,324	215	22	78	505	85
1976	.247	570	1,327	216	37	64	528	92
1977	.249	692	1,397	245	49	120	652	133
1978	.252	591	1,349	208	42	75	542	152
1979	.242	603	1,316	193	53	93	559	100
1980	.255	591	1,410	195	43	67	546	*239
1981	.256	382	963	170	35	32	350	83
1982	.257	675	1,435	217	#52	81	611	165
1983	.250	653	1,384	207	34	93	592	179
1984	.259	686	1,425	207	42	109	629	152
1985	.255	650	1,405	241	28	109	611	60
1986	.261	656	1,442	239	25	136	629	96
1987	.260	668	1,419	209	48	113	621	198
1988	.247	594	1,325	205	35	94	566	123
1989	.251	642	1,360	215	32	120	598	136
1990	.257	673	1,429	243	35	123	628	138
1991	.244	636	1,321	204	36	121	591	101
1992	.255	617	1,396	255	30	135	576	69
1993	.252	679	1,386	239	28	153	633	92
1994	.275	479	1,117	200	19	92	445	79
1995	.272	668	1,345	231	20	116	618	124
1996	.265	771	1,499	285	24	147	718	109
1997	.271	795	1,519	275	16	152	761	140
1998	.253	749	1,390	292	30	167	715	79
1999	.252	710	1,360	256	22	153	671	*174
2000	.254	752	1,413	279	37	157	714	131
2001	.252	789	1,379	273	26	161	753	129
2002	.253	662	1,393	243	29	136	627	71
2003	.261	678	1,442	257	32	128	641	76
2004	.273	768	1,521	304	32	159	722	52
2005	.257	684	1,416	269	39	130	655	99
2006	.263	731	1,465	298	38	161	698	123
2007	.251	741	1,408	322	31	171	704	55
2008	.250	637	1,390	264	27	154	615	36
2009	.242	638	1,315	265	31	141	605	82
2010	.246	665	1,338	236	24	132	630	124
2011	.237	593	1,284	247	42	91	563	*170
2012	.247	651	1,339	272	43	121	610	155
2013	.245	618	1,349	246	26	146	578	118
2014	.226	535	1,199	224	30	109	500	91
2015	.243	650	1,324	260	36	148	623	82
2016	.235	686	1,275	257	26	177	654	125
2017	.234	604	1,251	227	31	189	576	89
2018	.235	617	1,289	250	30	162	583	95
2019	.238	682	1,281	224	24	219	652	70
2020	.257	325	506	103	12	95	312	*55
2021	.242	729	1,305	273	21	180	695	110
2022	.241	705	1,317	275	18	153	682	49
2023	.244	752	1,316	273	14	205	719	137
2024	.263*	760	1,456*	259	18	190	726	120

* Led League
#Tied for League Lead

CLUB DIRECTORY
 EXECUTIVES
 MANAGER & STAFF
 SUPPORT STAFF, ADVISORS & BASEBALL OPERATIONS
 PLAYER HEALTH & PERFORMANCE
 '25 SANDIEGO PADDIES
 HISTORY & RECORDS
 OPPONENTS
 SCOUTING & PLAYER DEVELOPMENT
 PETCO PARK
 COMMUNITY
 MEDIA

HISTORY & RECORDS

ANNUAL PITCHING TOTALS

Year	W	L	ERA	CG	SV	SHO	H	R	ER	HR	BB	SO
1969	52	110	4.24	16	25	9	1,454	746	670	113	592	764
1970	63	99	4.36	24	32	9	1,483	788	697	149	611	886
1971	61	100	3.22	47	17	10	1,351	610	515	93	559	923
1972	58	95	3.78	39	19	17	1,350	665	589	121	618	960
1973	60	102	4.16	34	23	10	1,461	770	661	157	548	845
1974	60	102	4.58	25	19	7	1,536	830	736	124	715	855
1975	71	91	3.48	40	20	12	1,494	683	566	99	521	713
1976	73	89	3.65	47	18	11	1,368	662	581	87	543	652
1977	69	93	4.43	6	44	5	1,556	834	722	160	673	827
1978	84	78	3.28	21	*55	10	1,385	598	522	74	483	744
1979	68	93	3.69	29	25	7	1,438	681	596	108	513	779
1980	73	89	3.65	19	39	9	1,474	654	595	97	536	728
1981	41	69	3.72	9	23	6	1,013	455	414	64	414	492
1982	81	81	3.52	20	41	11	1,348	658	578	139	502	765
1983	81	81	3.62	23	44	5	1,389	653	590	144	528	850
1984	92	70	3.48	13	44	*17	1,327	634	565	122	563	812
1985	83	79	3.40	26	44	19	1,399	622	549	127	*443	727
1986	74	88	3.99	13	32	7	1,406	723	640	150	607	934
1987	65	97	4.27	14	33	10	1,402	763	680	175	602	897
1988	83	78	3.28	30	39	9	1,332	583	528	112	439	885
1989	89	73	3.38	21	52	11	1,359	626	547	133	481	933
1990	75	87	3.68	21	35	12	1,437	673	597	147	507	928
1991	84	78	3.57	14	47	11	1,385	646	577	139	457	921
1992	82	80	3.56	9	46	11	1,444	636	578	111	439	971
1993	61	101	4.23	8	32	6	1,470	772	675	148	558	957
1994	47	70	4.08	8	27	6	1,008	531	474	99	393	862
1995	70	74	4.13	6	35	10	1,242	672	590	142	512	1,047
1996	91	71	3.72	5	47	11	1,395	682	616	147	506	1,194
1997	76	86	4.98	5	43	0	1,581	891	802	172	596	1,059
1998	98	64	3.63	14	*59	11	1,384	635	587	139	501	1,217
1999	74	88	4.47	5	43	6	1,454	781	705	193	529	1,078
2000	76	86	4.52	5	46	5	1,443	815	733	191	649	1,071
2001	79	83	4.52	5	46	1	1,519	812	724	219	476	1,088
2002	66	96	4.62	5	40	2	1,522	815	737	177	582	1,108
2003	64	98	4.87	2	31	10	1,458	831	774	208	611	1,091
2004	87	75	4.03	3	44	8	1,460	705	645	184	422	1,079
2005	82	80	4.13	4	45	8	1,452	726	668	146	503	1,133
2006	88	74	*3.87	4	*50	11	1,385	*679	*629	176	468	1,097
2007	89	74	*3.70	1	45	*20	1,406	*666	*611	119	*474	1,136
2008	63	99	4.41	3	30	6	1,466	764	714	165	561	1,100
2009	75	87	4.37	2	45	9	1,422	769	704	167	603	1,187
2010	90	72	3.39	2	49	20	1,305	*581	549	139	517	1,295
2011	71	91	3.42	0	44	10	1,324	611	551	125	521	1,139
2012	76	86	4.01	4	43	11	1,356	710	640	162	539	1,205
2013	76	86	3.98	3	40	6	1,407	700	643	156	525	1,171
2014	77	85	3.27	4	41	10	1,300	577	523	117	462	1,284
2015	74	88	4.09	1	41	6	1,371	731	655	171	516	1,393
2016	68	94	4.43	1	35	9	1,425	770	708	183	569	1,222
2017	71	91	4.67	2	45	12	1,417	816	742	226	554	1,325
2018	66	96	4.40	0	36	5	1,430	767	713	185	519	1,399
2019	70	92	4.60	0	47	6	1,394	789	732	215	463	1,475
2020	37	23	3.86	1	13	5	456	241	223	70	170	565
2021	79	83	4.10	2	43	11	1,277	708	651	205	516	1,517
2022	89	73	3.81	0	48	15	1,263	660	611	173	468	1,451
2023	82	80	3.73	0	36	11	1,270	648	598	174	557	1,445
2024	93	69	3.86	1	44	16	1,296	669	617	169	462	1,453

* Led League

#Tied for League Lead

HISTORY & RECORDS

ANNUAL BATTING LEADERS								
Year	Player	AVG	Year	Player	Hits	Year	Player	HR
1969	Ollie Brown	.264	1969	Ollie Brown	150	1969	Nate Colbert	24
1970	Clarence Gaston	.318	1970	Clarence Gaston	186	1970	Nate Colbert	38
1971	Ollie Brown	.273	1971	Nate Colbert	149	1971	Nate Colbert	27
1972	Clarence Gaston	.269	1972	Nate Colbert	141	1972	Nate Colbert	38
1973	Dave Roberts	.286	1973	Colbert and Kendall	143	1973	Nate Colbert	22
1974	John Grubb	.286	1974	Dave Winfield	132	1974	Willie McCovey	22
1975	Tito Fuentes	.280	1975	Tito Fuentes	158	1975	Willie McCovey	23
1976	Mike Ivie	.291	1976	Dave Winfield	139	1976	Dave Winfield	13
1977	George Hendrick	.311	1977	Dave Winfield	169	1977	Dave Winfield	25
1978	Dave Winfield	.308	1978	Dave Winfield	181	1978	Dave Winfield	24
1979	Dave Winfield	.308	1979	Dave Winfield	184	1979	Dave Winfield	34
1980	Gene Richards	.301	1980	Gene Richards	193	1980	Dave Winfield	20
1981	Luis Salazar	.303	1981	Luis Salazar	121	1981	Jim Lefebvre	8
1982	Terry Kennedy	.295	1982	Terry Kennedy	166	1982	Terry Kennedy	21
1983	Terry Kennedy	.284	1983	Terry Kennedy	156	1983	Terry Kennedy	17
1984	Tony Gwynn	*.351	1984	Tony Gwynn	*213	1984	McReynolds and Nettles	20
1985	Tony Gwynn	.317	1985	Tony Gwynn	197	1985	Carmelo Martinez	21
1986	Tony Gwynn	.329	1986	Tony Gwynn	*211	1986	Kevin McReynolds	26
1987	Tony Gwynn	*.370	1987	Tony Gwynn	*218	1987	John Kruk	20
1988	Tony Gwynn	*.313	1988	Tony Gwynn	163	1988	Carmelo Martinez	18
1989	Tony Gwynn	*.336	1989	Tony Gwynn	*203	1989	Jack Clark	26
1990	Gwynn and Roberts	.309	1990	Tony Gwynn	177	1990	Jack Clark	25
1991	Tony Gwynn	.317	1991	Tony Gwynn	168	1991	Fred McGriff	31
1992	Gary Sheffield	*.330	1992	Gary Sheffield	184	1992	Fred McGriff	*35
1993	Tony Gwynn	.358	1993	Tony Gwynn	175	1993	Phil Plantier	34
1994	Tony Gwynn	*.394	1994	Tony Gwynn	*165	1994	Phil Plantier	18
1995	Tony Gwynn	*.368	1995	Tony Gwynn	#197	1995	Ken Caminiti	26
1996	Tony Gwynn	*.353	1996	Steve Finley	195	1996	Ken Caminiti	40
1997	Tony Gwynn	*.372	1997	Tony Gwynn	*220	1997	Steve Finley	28
1998	Tony Gwynn	.321	1998	Greg Vaughn	156	1998	Greg Vaughn	50
1999	Tony Gwynn	.339	1999	Tony Gwynn	139	1999	Reggie Sanders	26
2000	Phil Nevin	.303	2000	Eric Owens	171	2000	Phil Nevin	31
2001	Phil Nevin	.306	2001	Phil Nevin	167	2001	Phil Nevin	41
2002	Ryan Klesko	.300	2002	Mark Kotsay	169	2002	Ryan Klesko	29
2003	Mark Loretta	.314	2003	Mark Loretta	185	2003	Ryan Klesko	21
2004	Mark Loretta	.335	2004	Mark Loretta	208	2004	Phil Nevin	26
2005	Brian Giles	.301	2005	Brian Giles	164	2005	Ryan Klesko	18
2006	Adrian Gonzalez	.304	2006	Adrian Gonzalez	173	2006	Adrian Gonzalez	24
2007	Adrian Gonzalez	.282	2007	Adrian Gonzalez	182	2007	Adrian Gonzalez	30
2008	Brian Giles	.306	2008	Adrian Gonzalez	172	2008	Adrian Gonzalez	36
2009	Adrian Gonzalez	.277	2009	Adrian Gonzalez	153	2009	Adrian Gonzalez	40
2010	Adrian Gonzalez	.298	2010	Adrian Gonzalez	176	2010	Adrian Gonzalez	31
2011	Cameron Maybin	.264	2011	Bartlett and Maybin	136	2011	Ryan Ludwick	11
2012	Chase Headley	.286	2012	Chase Headley	173	2012	Chase Headley	31
2013	Chris Denorfia	.279	2013	Chris Denorfia	132	2013	Jedd Gyorko	23
2014	Seth Smith	.266	2014	Seth Smith	118	2014	Yasmani Grandal	15
2015	Yangervis Solarte	.270	2015	Matt Kemp	158	2015	Justin Upton	26
2016	Wil Myers	.259	2016	Wil Myers	155	2016	Wil Myers	28
2017	Manuel Margot	.263	2017	Wil Myers	138	2017	Wil Myers	30
2018	Eric Hosmer	.253	2018	Eric Hosmer	155	2018	Hunter Renfroe	26
2019	Eric Hosmer	.265	2019	Eric Hosmer	164	2019	Hunter Renfroe	33
2020	Manny Machado	.304	2020	Manny Machado	68	2020	Fernando Tatis Jr.	17
2021	Fernando Tatis Jr.	.282	2021	Manny Machado	157	2021	Fernando Tatis Jr.	42
2022	Manny Machado	.298	2022	Manny Machado	172	2022	Manny Machado	32
2023	Xander Bogaerts	.285	2023	Xander Bogaerts	170	2023	Juan Soto	35
2024	Luis Arraez	.314*	2024	Luis Arraez	200*	2024	Manny Machado	29

3.1 PA/Team G
 *League Leader
 #tied for League Lead

CLUB DIRECTORY
 EXECUTIVES
 MANAGER & STAFF
 SUPPORT STAFF, ADVISORS & BASEBALL OPERATIONS
 PLAYER HEALTH & PERFORMANCE
 25 SAN DIEGO PADDIES
 HISTORY & RECORDS
 OPPONENTS
 SCOUTING & PLAYER DEVELOPMENT
 PETCO PARK
 COMMUNITY
 MEDIA

HISTORY & RECORDS

ANNUAL BATTING LEADERS

Year	Player	2B	Year	Player	3B	Year	Player	RBI
1969	Al Ferrara	22	1969	Nate Colbert	9	1969	Nate Colbert	66
1970	Ollie Brown	34	1970	Clarence Gaston	9	1970	Clarence Gaston	93
1971	Nate Colbert	25	1971	Clarence Gaston	9	1971	Nate Colbert	84
1972	Nate Colbert	27	1972	Lee and Morales	7	1972	Nate Colbert	111
1973	Nate Colbert	25	1973	Clarence Gaston	4	1973	Nate Colbert	80
1974	Derrel Thomas	24	1974	Derrel Thomas	6	1974	Dave Winfield	75
1975	John Grubb	36	1975	Bobby Tolan	4	1975	Dave Winfield	76
1976	Dave Winfield	26	1976	Willie Davis	10	1976	Mike Ivie	70
1977	Ivie and Winfield	29	1977	Almon and Richards	11	1977	Dave Winfield	92
1978	Dave Winfield	30	1978	Gene Richards	*12	1978	Dave Winfield	97
1979	Dave Winfield	29	1979	Dave Winfield	10	1979	Dave Winfield	*118
1980	Gene Richards	26	1980	Gene Richards	8	1980	Dave Winfield	87
1981	Ruppert Jones	34	1981	Gene Richards	12	1981	Gene Richards	42
1982	Terry Kennedy	42	1982	Richards and Templeton	8	1982	Terry Kennedy	97
1983	Terry Kennedy	27	1983	Juan Bonilla	4	1983	Terry Kennedy	98
1984	Carmelo Martinez	28	1984	Tony Gwynn	10	1984	Steve Garvey	86
1985	Steve Garvey	34	1985	Steve Garvey	6	1985	Steve Garvey	81
1986	Tony Gwynn	33	1986	Tony Gwynn	7	1986	Kevin McReynolds	96
1987	Tony Gwynn	36	1987	Tony Gwynn	13	1987	John Kruk	91
1988	Roberto Alomar	24	1988	Garry Templeton	7	1988	Tony Gwynn	70
1989	Alomar and Gwynn	27	1989	Bip Roberts	8	1989	Jack Clark	94
1990	Bip Roberts	36	1990	Tony Gwynn	10	1990	Joe Carter	115
1991	Fernandez and Gwynn	27	1991	Tony Gwynn	11	1991	Fred McGriff	106
1992	Gary Sheffield	34	1992	Jerald Clark	6	1992	Fred McGriff	104
1993	Tony Gwynn	41	1993	Jeff Gardner	7	1993	Phil Plantier	100
1994	Tony Gwynn	35	1994	Bip Roberts	5	1994	Tony Gwynn	64
1995	Caminiti and Gwynn	33	1995	Steve Finley	8	1995	Ken Caminiti	94
1996	Steve Finley	45	1996	Steve Finley	9	1996	Ken Caminiti	130
1997	Tony Gwynn	49	1997	Steve Finley	5	1997	Tony Gwynn	119
1998	Steve Finley	40	1998	Steve Finley	6	1998	Greg Vaughn	119
1999	Gwynn and Nevin	27	1999	Eric Owens	3	1999	Phil Nevin	85
2000	Phil Nevin	34	2000	Eric Owens	7	2000	Phil Nevin	107
2001	Phil Nevin	41	2001	Jackson and Klesko	6	2001	Phil Nevin	126
2002	Ryan Klesko	39	2002	Mark Kotsay	7	2002	Ryan Klesko	95
2003	Kotsay and Loretta	28	2003	Sean Burroughs	6	2003	Mark Loretta	72
2004	Brian Giles	33	2004	Brian Giles	7	2004	Phil Nevin	105
2005	Brian Giles	38	2005	Dave Roberts	10	2005	Brian Giles	83
2006	Adrian Gonzalez	38	2006	Dave Roberts	13	2006	Cameron and Giles	83
2007	Adrian Gonzalez	46	2007	Mike Cameron	6	2007	Adrian Gonzalez	100
2008	Brian Giles	40	2008	Gerut, Giles and Kouzmanoff	4	2008	Adrian Gonzalez	119
2009	Headley and Kouzmanoff	31	2009	Everth Cabrera	8	2009	Adrian Gonzalez	99
2010	Adrian Gonzalez	33	2010	Will Venable	7	2010	Adrian Gonzalez	101
2011	Chase Headley	28	2011	Cameron Maybin	8	2011	Ryan Ludwick	64
2012	Yonder Alonso	39	2012	Will Venable	8	2012	Chase Headley	*115
2013	Chase Headley	35	2013	Will Venable	8	2013	Jedd Gyorko	63
2014	Seth Smith	31	2014	Seth Smith	5	2014	Jedd Gyorko	51
2015	Norris and Solarte	33	2015	Cory Spangenberg	5	2015	Matt Kemp	100
2016	Wil Myers	29	2016	Ryan Schimpf	5	2016	Wil Myers	94
2017	Wil Myers	29	2017	Manuel Margot	7	2017	Wil Myers	74
2018	Galvis and Hosmer	31	2018	Manuel Margot	8	2018	Eric Hosmer	69
2019	Eric Hosmer	29	2019	Fernando Tatis Jr.	6	2019	Eric Hosmer	99
2020	Jake Cronenworth	15	2020	Cronenworth and Grisham	3	2020	Manny Machado	47
2021	Jake Cronenworth	33	2021	Jake Cronenworth	7	2021	Manny Machado	106
2022	Manny Machado	37	2022	Jake Cronenworth	4	2022	Manny Machado	102
2023	Fernando Tatis Jr.	33	2023	Jake Cronenworth	7	2023	Juan Soto	109
2024	Jackson Merrill	31	2024	Jackson Merrill	6	2024	Manny Machado	105

*League Leader

#tied for League Lead

HISTORY & RECORDS

ANNUAL BATTING LEADERS

Year	Player	XBH	Year	Player	Runs	Year	Player	SB
1969	Nate Colbert	53	1969	Ollie Brown	76	1969	Jose Arcia	14
1970	Nate Colbert	61	1970	Clarence Gaston	92	1970	Dave Campbell	18
1971	Nate Colbert	55	1971	Nate Colbert	81	1971	Enzo Hernandez	21
1972	Nate Colbert	67	1972	Nate Colbert	87	1972	Enzo Hernandez	24
1973	Nate Colbert	49	1973	Nate Colbert	73	1973	Hernandez and Thomas	15
1974	McCovey and Winfield	42	1974	Dave Winfield	57	1974	Enzo Hernandez	37
1975	John Grubb	42	1975	Dave Winfield	74	1975	Dave Winfield	23
1976	Dave Winfield	43	1976	Dave Winfield	81	1976	Dave Winfield	26
1977	Dave Winfield	61	1977	Dave Winfield	104	1977	Gene Richards	56
1978	Dave Winfield	59	1978	Gene Richards	90	1978	Ozzie Smith	40
1979	Dave Winfield	71	1979	Dave Winfield	97	1979	Ozzie Smith	28
1980	Dave Winfield	51	1980	Gene Richards	91	1980	Gene Richards	61
1981	Ruppert Jones	39	1981	Jones and Smith	53	1981	Ozzie Smith	22
1982	Terry Kennedy	64	1982	Garry Templeton	76	1982	Alan Wiggins	33
1983	Terry Kennedy	45	1983	Alan Wiggins	83	1983	Alan Wiggins	66
1984	Kevin McReynolds	52	1984	Alan Wiggins	106	1984	Alan Wiggins	70
1985	Steve Garvey	57	1985	Tony Gwynn	90	1985	Garry Templeton	16
1986	Kevin McReynolds	63	1986	Tony Gwynn	#107	1986	Tony Gwynn	37
1987	Tony Gwynn	56	1987	Tony Gwynn	119	1987	Tony Gwynn	56
1988	Roberto Alomar	39	1988	Roberto Alomar	84	1988	Tony Gwynn	26
1989	Jack Clark	46	1989	Alomar and Gwynn	82	1989	Roberto Alomar	42
1990	Joe Carter	52	1990	Bip Roberts	104	1990	Bip Roberts	46
1991	Fred McGriff	51	1991	Fred McGriff	84	1991	Bip Roberts	26
1992	Gary Sheffield	70	1992	Gary Sheffield	87	1992	Tony Fernandez	20
1993	Fred McGriff	68	1993	Ricky Gutierrez	76	1993	Derek Bell	26
1994	Tony Gwynn	48	1994	Tony Gwynn	79	1994	Derek Bell	24
1995	Ken Caminiti	59	1995	Steve Finley	104	1995	Steve Finley	36
1996	Steve Finley	84	1996	Steve Finley	126	1996	Rickey Henderson	37
1997	Tony Gwynn	68	1997	Steve Finley	101	1997	Quilvio Veras	33
1998	Greg Vaughn	82	1998	Greg Vaughn	112	1998	Quilvio Veras	24
1999	Reggie Sanders	57	1999	Quilvio Veras	95	1999	Reggie Sanders	36
2000	Phil Nevin	66	2000	Ryan Klesko	88	2000	Eric Owens	29
2001	Phil Nevin	72	2001	Ryan Klesko	105	2001	Rickey Henderson	25
2002	Ryan Klesko	69	2002	Ryan Klesko	90	2002	Mark Kotsay	11
2003	Mark Loretta	45	2003	Mark Loretta	74	2003	Gary Matthews Jr.	12
2004	Mark Loretta	65	2004	Mark Loretta	108	2004	Kerry Robinson	11
2005	Brian Giles	61	2005	Brian Giles	92	2005	Dave Roberts	23
2006	Mike Cameron	65	2006	Mike Cameron	88	2006	Dave Roberts	49
2007	Adrian Gonzalez	79	2007	Adrian Gonzalez	101	2007	Mike Cameron	18
2008	Adrian Gonzalez	69	2008	Adrian Gonzalez	103	2008	Tadahito Iguchi	8
2009	Adrian Gonzalez	69	2009	Adrian Gonzalez	90	2009	Everth Cabrera	25
2010	Adrian Gonzalez	64	2010	Adrian Gonzalez	87	2010	Will Venable	29
2011	Cameron Maybin	41	2011	Cameron Maybin	82	2011	Cameron Maybin	40
2012	Chase Headley	64	2012	Chase Headley	95	2012	Everth Cabrera	*44
2013	Will Venable	52	2013	Chris Denorfia	67	2013	Everth Cabrera	37
2014	Seth Smith	48	2014	Seth Smith	55	2014	Everth Cabrera	18
2015	Matt Kemp	57	2015	Justin Upton	85	2015	Justin Upton	19
2016	Wil Myers	61	2016	Wil Myers	99	2016	Travis Jankowski	30
2017	Wil Myers	62	2017	Wil Myers	80	2017	Wil Myers	20
2018	Eric Hosmer	51	2018	Eric Hosmer	72	2018	Travis Jankowski	24
2019	Manny Machado	55	2019	Manny Machado	81	2019	Manuel Margot	20
2020	Wil Myers	31	2020	Fernando Tatis Jr.	50	2020	Fernando Tatis Jr.	11
2021	Fernando Tatis Jr.	73	2021	Fernando Tatis Jr.	99	2021	Fernando Tatis Jr.	25
2022	Manny Machado	70	2022	Manny Machado	100	2022	Ha-Seong Kim	12
2023	Juan Soto	68	2023	Juan Soto	97	2023	Ha-Seong Kim	38
2024	Jackson Merrill	61	2024	Jurickson Profar	94	2024	Ha-Seong Kim	22

*League Leader

#tied for League Lead

CLUB DIRECTORY
 EXECUTIVES
 MANAGER & STAFF
 SUPPORT STAFF, ADVISORS & BASEBALL OPERATIONS
 PLAYER HEALTH & PERFORMANCE
 25 SAN DIEGO PADDLES
 HISTORY & RECORDS
 OPPONENTS
 SCOUTING & PLAYER DEVELOPMENT
 PETCO PARK
 COMMUNITY
 MEDIA

HISTORY & RECORDS

ANNUAL PITCHING LEADERS

Year	Player	ERA	Year	Player	Wins	Year	Player	SO
1969	Joe Niekro	3.70	1969	Niekro and Santorini	8	1969	Clay Kirby	113
1970	Danny Coombs	3.30	1970	Pat Dobson	12	1970	Pat Dobson	185
1971	Dave Roberts	2.10	1971	Clay Kirby	15	1971	Clay Kirby	231
1972	Clay Kirby	3.13	1972	Clay Kirby	12	1972	Clay Kirby	175
1973	Bill Greif	3.21	1973	Steve Arlin	11	1973	Clay Kirby	129
1974	Dave Freisleben	3.65	1974	Freisleben, Greif, Hardy and Spillner	9	1974	Bill Greif	137
1975	Randy Jones	*2.24	1975	Randy Jones	20	1975	Dan Spillner	104
1976	Randy Jones	2.74	1976	Randy Jones	*22	1976	Brent Storm	103
1977	Bob Shirley	3.70	1977	Bob Shirley	12	1977	Bob Shirley	146
1978	Gaylord Perry	2.72	1978	Gaylord Perry	21	1978	Gaylord Perry	154
1979	Gaylord Perry	3.05	1979	Gaylord Perry	12	1979	Gaylord Perry	140
1980	John Curtis	3.51	1980	Shirley and Fingers	11	1980	Steve Mura	107
1981	Juan Eichelberger	3.51	1981	Juan Eichelberger	8	1981	Juan Eichelberger	81
1982	Tim Lollar	3.13	1982	Tim Lollar	16	1982	Tim Lollar	150
1983	Dave Dravecky	3.58	1983	Eric Show	15	1983	Tim Lollar	135
1984	Mark Thurmond	2.97	1984	Eric Show	15	1984	Tim Lollar	131
1985	Dave Dravecky	2.93	1985	Andy Hawkins	18	1985	Eric Show	141
1986	Dave Dravecky	3.07	1986	Hawkins and McCullers	10	1986	Andy Hawkins	117
1987	Eric Show	3.84	1987	Ed Whitson	10	1987	Ed Whitson	135
1988	Eric Show	3.26	1988	Eric Show	16	1988	Eric Show	144
1989	Ed Whitson	2.66	1989	Ed Whitson	16	1989	Bruce Hurst	179
1990	Ed Whitson	2.60	1990	Ed Whitson	14	1990	Bruce Hurst	162
1991	Andy Benes	3.03	1991	Benes and Hurst	15	1991	Andy Benes	167
1992	Andy Benes	3.35	1992	Bruce Hurst	14	1992	Andy Benes	169
1993	Andy Benes	3.35	1993	Andy Benes	15	1993	Andy Benes	179
1994	Joey Hamilton	2.98	1994	Joey Hamilton	9	1994	Andy Benes	*189
1995	Andy Ashby	2.94	1995	Andy Ashby	12	1995	Andy Ashby	150
1996	Fernando Valenzuela	3.62	1996	Joey Hamilton	15	1996	Joey Hamilton	184
1997	Andy Ashby	4.13	1997	Joey Hamilton	12	1997	Andy Ashby	144
1998	Kevin Brown	2.38	1998	Kevin Brown	18	1998	Kevin Brown	257
1999	Andy Ashby	3.80	1999	Andy Ashby	14	1999	Sterling Hitchcock	194
2000	Woody Williams	3.75	2000	Matt Clement	13	2000	Matt Clement	170
2001	Kevin Jarvis	4.79	2001	Kevin Jarvis	12	2001	Kevin Jarvis	133
2002	Brian Lawrence	3.69	2002	Brian Lawrence	12	2002	Brian Lawrence	149
2003	Adam Eaton	4.08	2003	Jake Peavy	12	2003	Jake Peavy	156
2004	Jake Peavy	*2.27	2004	Lawrence and Peavy	15	2004	Jake Peavy	173
2005	Jake Peavy	2.88	2005	Jake Peavy	13	2005	Jake Peavy	*216
2006	Chris Young	3.46	2006	Woody Williams	12	2006	Jake Peavy	215
2007	Jake Peavy	*2.54	2007	Jake Peavy	*19	2007	Jake Peavy	*240
2008	Jake Peavy	2.85	2008	Jake Peavy	10	2008	Jake Peavy	166
2009	Kevin Correia	3.91	2009	Kevin Correia	12	2009	Kevin Correia	142
2010	Mat Latos	2.92	2010	Garland, Latos and Richard	14	2010	Mat Latos	189
2011	Mat Latos	3.47	2011	Aaron Harang	14	2011	Mat Latos	185
2012	Clayton Richard	3.99	2012	Clayton Richard	14	2012	Edinson Volquez	174
2013	Andrew Cashner	3.09	2013	Eric Stults	11	2013	Eric Stults	131
2014	Tyson Ross	2.81	2014	Ian Kennedy and Tyson Ross	13	2014	Ian Kennedy	207
2015	Tyson Ross	3.26	2015	James Shields	13	2015	James Shields	216
2016	Brad Hand	2.92	2016	Luis Perdomo	9	2016	Drew Pomeranz	115
2017	Brad Hand	2.16	2017	Jhoulys Chacin	13	2017	Jhoulys Chacin	153
2018	Matt Strahm	2.05	2018	Lucchesi and Stammen	8	2018	Joey Lucchesi	145
2019	Kirby Yates	*1.19	2019	Joey Lucchesi	10	2019	Joey Lucchesi	158
2020	Dinelson Lamet	2.09	2020	Zach Davies	7	2020	Dinelson Lamet	93
2021	Joe Musgrove	3.18	2021	Joe Musgrove	11	2021	Joe Musgrove	203
2022	Joe Musgrove	2.93	2022	Yu Darvish	16	2022	Yu Darvish	197
2023	Blake Snell	*2.25	2023	Blake Snell & Michael Wacha	14	2023	Blake Snell	234
2024	Robert Suarez	2.77	2024	Dylan Cease	14	2024	Dylan Cease	224

ERA is minimum 60 IP.

*League Leader

#tied for League Lead

HISTORY & RECORDS

ANNUAL PITCHING LEADERS

Year	Player	IP	Year	Player	CG	Year	Player	SHO
1969	Clay Kirby	215.2	1969	Joe Niekro	8	1969	Joe Niekro	3
1970	Pat Dobson	215.0	1970	Pat Dobson	8	1970	David A. Roberts	2
1971	Dave Roberts	269.2	1971	Dave Roberts	14	1971	Steve Arlin	4
1972	Steve Arlin	250.0	1972	Steve Arlin	12	1972	Fred Norman	6
1973	Bill Greif	199.1	1973	Bill Greif	9	1973	Arlin and Greif	3
1974	Bill Greif	226.0	1974	Bill Greif	7	1974	Dan Spillner	6
1975	Randy Jones	285.0	1975	Randy Jones	18	1975	Randy Jones	2
1976	Randy Jones	*315.1	1976	Randy Jones	*25	1976	Randy Jones	5
1977	Bob Shirley	214.0	1977	Bob Owchinko	3	1977	Bob Owchinko	2
1978	Gaylord Perry	260.2	1978	Randy Jones	7	1978	Jones, Perry and Rasmus	2
1979	Randy Jones	263.0	1979	Gaylord Perry	10	1979	Eric Rasmussen	3
1980	John Curtis	187.0	1980	John Curtis	6	1980	Randy Jones	3
1981	Juan Eichelberger	141.1	1981	Chris Welsh	4	1981	Chris Welsh	2
1982	Tim Lollar	232.2	1982	Juan Eichelberger	8	1982	Lollar and Show	2
1983	Eric Show	200.2	1983	Dave Dravecky	9	1983	Eric Show	2
1984	Eric Show	206.2	1984	Dravecky, Lollar and Show	3	1984	Dravecky and Lollar	2
1985	Eric Show	233.0	1985	LaMarr Hoyt	8	1985	LaMarr Hoyt	3
1986	Andy Hawkins	209.1	1986	Dravecky and Hawkins	3	1986	Dravecky, Hawkins, Jones & Thurmond	1
1987	Eric Show	206.1	1987	Eric Show	5	1987	Eric Show	3
1988	Eric Show	234.2	1988	Eric Show	13	1988	Andy Hawkins	2
1989	Bruce Hurst	244.2	1989	Bruce Hurst	10	1989	Bruce Hurst	2
1990	Ed Whitson	228.2	1990	Bruce Hurst	9	1990	Bruce Hurst	4
1991	Andy Benes	223.0	1991	Benes and Hurst	4	1991	Greg Harris	2
1992	Andy Benes	231.1	1992	Bruce Hurst	6	1992	Bruce Hurst	4
1993	Andy Benes	230.2	1993	Benes and Gr. Harris	4	1993	Andy Benes	2
1994	Andy Benes	172.1	1994	Andy Ashby	4	1994	Andy Benes	2
1995	Joey Hamilton	204.1	1995	Ashby and Hamilton	2	1995	Ashby and Hamilton	2
1996	Joey Hamilton	211.2	1996	Joey Hamilton	3	1996	Joey Hamilton	1
1997	Andy Ashby	200.2	1997	Andy Ashby	2	1997	none	—
1998	Kevin Brown	257.0	1998	Kevin Brown	7	1998	Kevin Brown	3
1999	Woody Williams	208.1	1999	Andy Ashby	4	1999	Andy Ashby	3
2000	Matt Clement	205.0	2000	Woody Williams	4	2000	none	—
2001	Bobby Jones	195.0	2001	Adam Eaton	2	2001	Kevin Jarvis	1
2002	Brian Lawrence	210.0	2002	Brett Tomko	3	2002	Brian Lawrence	2
2003	Brian Lawrence	210.2	2003	Eaton and Lawrence	1	2003	none	—
2004	Brian Lawrence	203.0	2004	Brian Lawrence	2	2004	Brian Lawrence	1
2005	Jake Peavy	203.0	2005	Jake Peavy	3	2005	Jake Peavy	3
2006	Jake Peavy	202.1	2006	Jake Peavy	2	2006	Hensley and Park	1
2007	Jake Peavy	223.1	2007	Greg Maddux	1	2007	none	—
2008	Jake Peavy	173.2	2008	Banks, Peavy and Young	1	2008	none	—
2009	Kevin Correia	198.0	2009	Correia and Peavy	1	2009	Kevin Correia	1
2010	Clayton Richard	201.2	2010	Latos and Richard	1	2010	Latos and Richard	1
2011	Mat Latos	194.1	2011	none	—	2011	none	—
2012	Clayton Richard	218.2	2012	Bass, Marquis, Richard and Volquez	1	2012	Marquis, Richard and Volquez	1
2013	Eric Stults	203.2	2013	Eric Stults	2	2013	Andrew Cashner	1
2014	Ian Kennedy	201.0	2014	Cashner and Ross	2	2014	Andrew Cashner	2
2015	James Shields	202.1	2015	Tyson Ross	1	2015	none	—
2016	Luis Perdomo	146.2	2016	Luis Perdomo	1	2016	none	—
2017	Clayton Richard	197.1	2017	Clayton Richard	2	2017	Clayton Richard	1
2018	Clayton Richard	158.2	2018	none	—	2018	none	—
2019	Joey Lucchesi	163.2	2019	none	—	2019	none	—
2020	Zach Davies	69.1	2020	Mike Clevinger	1	2020	Mike Clevinger	1
2021	Joe Musgrove	181.1	2021	Joe Musgrove	2	2021	Joe Musgrove	2
2022	Yu Darvish	194.2	2022	none	0	2022	none	0
2023	Blake Snell	180.0	2023	none	0	2023	none	0
2024	Dylan Cease	189.1	2024	Dylan Cease	1	2024	Dylan Cease	1

*League Leader

#Tied for League Lead

CLUB
DIRECTOR

EXECUTIVES

MANAGER
& STAFF

SUPPORT STAFF,
ADVISORS & BASEBALL
OPERATIONS

PLAYER HEALTH
& PERFORMANCE

25 SAN DIEGO
PADRES

HISTORY &
RECORDS

OPPONENTS

SCOUTING & PLAYER
DEVELOPMENT

PETCO PARK

COMMUNITY

MEDIA

HISTORY & RECORDS

ANNUAL PITCHING LEADERS

Year	Player	Saves	Year	Player	GS	Year	Player	App.
1969	Billy McCool	7	1969	Clay Kirby	35	1969	Jack Baldschun	61
1970	Tom Dukes	10	1970	Kirby and Dobson	34	1970	Ron Herbel	64
1971	Al Severinsen	8	1971	Clay Kirby	36	1971	Al Severinsen	59
1972	Mike Corkins	6	1972	Steve Arlin	37	1972	Gary Ross	60
1973	Mike Caldwell	10	1973	Greif and Kirby	31	1973	Gary Ross	58
1974	Vicente Romo	9	1974	Bill Greif	35	1974	Larry Hardy	76
1975	Frisella and Greif	9	1975	Randy Jones	36	1975	Dave Tomlin	67
1976	Butch Metzger	16	1976	Randy Jones	40	1976	Butch Metzger	77
1977	Rollie Fingers	*35	1977	Bob Shirley	35	1977	Rollie Fingers	78
1978	Rollie Fingers	*37	1978	Gaylord Perry	37	1978	Rollie Fingers	67
1979	Rollie Fingers	13	1979	Randy Jones	39	1979	Rollie Fingers	54
1980	Rollie Fingers	23	1980	Curtis and Wise	27	1980	Rollie Fingers	66
1981	Gary Lucas	13	1981	Juan Eichelberger	24	1981	Gary Lucas	57
1982	Gary Lucas	13	1982	Tim Lollar	34	1982	Gary Lucas	65
1983	Gary Lucas	17	1983	Eric Show	33	1983	Luis DeLeon	63
1984	Rich Gossage	25	1984	Eric Show	35	1984	Gossage and Lefferts	62
1985	Rich Gossage	26	1985	Lollar and Whitson	31	1985	Craig Lefferts	60
1986	Rich Gossage	21	1986	Show and Whitson	34	1986	Craig Lefferts	83
1987	Lance McCullers	16	1987	Andy Hawkins	34	1987	Lance McCullers	78
1988	Mark Davis	28	1988	Hawkins and Whitson	33	1988	Mark Davis	62
1989	Mark Davis	*44	1989	Hurst, Rasmussen and Whitson	33	1989	Mark Davis	70
1990	Craig Lefferts	23	1990	Bruce Hurst	33	1990	Greg Harris	73
1991	Craig Lefferts	23	1991	Andy Benes	33	1991	Maddux and Rodriguez	64
1992	Randy Myers	38	1992	Andy Benes	34	1992	Randy Myers	66
1993	Gene Harris	23	1993	Greg Harris	35	1993	Gene Harris	59
1994	Trevor Hoffman	20	1994	Andy Benes	25	1994	Pedro Martinez	48
1995	Trevor Hoffman	31	1995	Andy Ashby	31	1995	Trevor Hoffman	55
1996	Trevor Hoffman	42	1996	Hamilton and Tewksbury	33	1996	Trevor Hoffman	70
1997	Trevor Hoffman	37	1997	Andy Ashby	30	1997	Trevor Hoffman	70
1998	Trevor Hoffman	*53	1998	Kevin Brown	35	1998	Dan Miceli	67
1999	Trevor Hoffman	40	1999	Hitchcock and Williams	33	1999	Dan Miceli	66
2000	Trevor Hoffman	43	2000	Matt Clement	34	2000	Hoffman and Walker	70
2001	Trevor Hoffman	43	2001	Bobby Jones	33	2001	Trevor Hoffman	62
2002	Trevor Hoffman	38	2002	Brett Tomko	32	2002	Jeremy Fikac	65
2003	Rod Beck	20	2003	Brian Lawrence	33	2003	Mike Matthews	77
2004	Trevor Hoffman	41	2004	Brian Lawrence	34	2004	Linebrink and Otsuka	73
2005	Trevor Hoffman	43	2005	Brian Lawrence	33	2005	Scott Linebrink	73
2006	Trevor Hoffman	*46	2006	Jake Peavy	32	2006	Embree and Linebrink	73
2007	Trevor Hoffman	42	2007	Maddux and Peavy	34	2007	Heath Bell	81
2008	Trevor Hoffman	30	2008	Jake Peavy	27	2008	Heath Bell	74
2009	Heath Bell	*42	2009	Kevin Correia	33	2009	Luke Gregerson	72
2010	Heath Bell	47	2010	Garland and Richard	33	2010	Luke Gregerson	80
2011	Heath Bell	43	2011	Latos and Stauffer	31	2011	Chad Qualls	77
2012	Huston Street	23	2012	Clayton Richard	#33	2012	Luke Gregerson	77
2013	Huston Street	33	2013	Eric Stults	33	2013	Luke Gregerson	73
2014	Huston Street	24	2014	Ian Kennedy	33	2014	Thayer and Torres	70
2015	Craig Kimbrel	39	2015	Ross and Shields	33	2015	Joaquin Benoit	67
2016	Fernando Rodney	17	2016	Christian Friedrich	23	2016	Brad Hand	*82
2017	Brad Hand	21	2017	Chacin and Richard	32	2017	Brad Hand	72
2018	Brad Hand	24	2018	Clayton Richard	27	2018	Craig Stammen	73
2019	Kirby Yates*	41	2019	Joey Lucchesi	30	2019	Craig Stammen	76
2020	Pomeranz and Rosenthal	4	2020	Davies/Lamet/Paddock	12	2020	Stammen and Johnson	24
2021	Mark Melancon	*39	2021	Joe Musgrove	31	2021	Tim Hill	78
2022	Taylor Rogers	28	2022	Darvish/Musgrove	30	2022	Luis Garcia	64
2023	Josh Hader	33	2023	Blake Snell	32	2023	Nick Martinez	63
2024	Robert Suarez	36	2024	Dylan Cease	33	2024	Robert Suarez	65

*League Leader

#Tied for League Lead

HISTORY & RECORDS

CAREER BATTING LEADERS

Games		
1	Tony Gwynn	2,440
2	Garry Templeton	1,286
3	Dave Winfield	1,117
4	Tim Flannery	972
5	Gene Richards	939
6	Chase Headley	935
7	Will Venable	918
8	Wil Myers	888
9	Nate Colbert	866
10	Terry Kennedy	835

AVG		
1	Tony Gwynn	.338
2	Mark Loretta	.314
3	Bip Roberts	.298
4	Ken Caminiti	.295
5	Gene Richards	.291
6	Wally Joyner	.291
7	Adrian Gonzalez	.288
8	Phil Nevin	.288
9	Johnny Grubb	.286
10	Dave Winfield	.284

OBP		
1	Gene Tenace	.403
2	Tony Gwynn	.388
3	Fred McGriff	.388
4	Ken Caminiti	.384
5	Ryan Klesko	.381
6	Brian Giles	.380
7	Mark Loretta	.377
8	Wally Joyner	.376
9	Adrian Gonzalez	.374
10	Quilvio Veras	.366

SLG		
1	Ken Caminiti	.540
2	Fernando Tatis Jr.	.533
3	Fred McGriff	.519
4	Adrian Gonzalez	.514
5	Phil Nevin	.503
6	Ryan Klesko	.491
7	Manny Machado	.490
8	Nate Colbert	.469
9	Dave Winfield	.464
10	Tony Gwynn	.459

OPS		
1	Ken Caminiti	.924
2	Fred McGriff	.906
3	Adrian Gonzalez	.888
4	Fernando Tatis Jr.	.883
5	Ryan Klesko	.872
6	Phil Nevin	.862
7	Tony Gwynn	.847
8	Manny Machado	.831
9	Gene Tenace	.825
10	Dave Winfield	.821

Hits		
1	Tony Gwynn	3,141
2	Garry Templeton	1,135
3	Dave Winfield	1,134
4	Gene Richards	994
5	Chase Headley	879
6	Brian Giles	872
7	Adrian Gonzalez	856
8	Manny Machado	850
9	Phil Nevin	842
10	Terry Kennedy	817

2B		
1	Tony Gwynn	543
2	Garry Templeton	195
3	Brian Giles	189
4	Chase Headley	187
5	Dave Winfield	179
6	Adrian Gonzalez	176
	Ryan Klesko	176
8	Wil Myers	171
9	Terry Kennedy	158
	Phil Nevin	158

3B		
1	Tony Gwynn	85
2	Gene Richards	63
3	Dave Winfield	39
	Will Venable	39
5	Garry Templeton	36
6	Cito Gaston	29
7	Steve Finley	28
8	Tim Flannery	25
	Brian Giles	25

HR		
1	Manny Machado	167
2	Nate Colbert	163
3	Adrian Gonzalez	161
4	Phil Nevin	156
5	Dave Winfield	154
6	Tony Gwynn	135
7	Wil Myers	134
8	Ryan Klesko	133
9	Fernando Tatis Jr.	127
10	Ken Caminiti	121

RBI		
1	Tony Gwynn	1,138
2	Dave Winfield	626
3	Phil Nevin	573
4	Manny Machado	536
5	Adrian Gonzalez	501
6	Ryan Klesko	493
7	Nate Colbert	481
8	Wil Myers	433
9	Garry Templeton	427
10	Terry Kennedy	424

Runs Scored		
1	Tony Gwynn	1,383
2	Dave Winfield	599
3	Gene Richards	484
4	Brian Giles	470
5	Manny Machado	469
6	Adrian Gonzalez	464
7	Ryan Klesko	449
8	Nate Colbert	442
9	Wil Myers	435
10	Garry Templeton	430

AB		
1	Tony Gwynn	9,288
2	Garry Templeton	4,512
3	Dave Winfield	3,997
4	Gene Richards	3,414
5	Chase Headley	3,338
6	Brian Giles	3,129
7	Manny Machado	3,089
8	Nate Colbert	3,080
9	Wil Myers	3,039
10	Terry Kennedy	2,987

BB		
1	Tony Gwynn	790
2	Brian Giles	509
3	Ryan Klesko	470
4	Dave Winfield	463
5	Gene Tenace	423
6	Adrian Gonzalez	403
7	Chase Headley	383
8	Nate Colbert	350
9	Wil Myers	339
10	Gene Richards	338

SO		
1	Wil Myers	940
2	Chase Headley	864
3	Nate Colbert	773
4	Will Venable	722
5	Garry Templeton	684
6	Phil Nevin	669
7	Manny Machado	633
8	Adrian Gonzalez	618
9	Cito Gaston	595
10	Dave Winfield	585

SB		
1	Tony Gwynn	319
2	Gene Richards	242
3	Alan Wiggins	171
4	Bip Roberts	148
5	Ozzie Smith	147
6	Everth Cabrera	136
7	Dave Winfield	133
8	Will Venable	130
9	Enzo Hernandez	129
10	Garry Templeton	101

Min. 1,500 PA for AVG., OBP, SLG and OPS

CLUB
DIRECTORY
EXECUTIVES
MANAGER
& STAFF
SUPPORT STAFF,
ADVISORS & BASEBALL
OPERATIONS
PLAYER HEALTH
& PERFORMANCE
25 SAN DIEGO
PADRES
HISTORY &
RECORDS
OPPONENTS
SCOUTING & PLAYER
DEVELOPMENT
PETCO PARK
COMMUNITY
MEDIA

HISTORY & RECORDS

CAREER PITCHING LEADERS

Wins		
1	Eric Show	100
2	Randy Jones	92
	Jake Peavy	92
4	Ed Whitson	77
5	Andy Ashby	70
6	Andy Benes	69
7	Andy Hawkins	60
8	Clayton Richard	58
9	Joey Hamilton	55
	Bruce Hurst	55

Losses		
1	Randy Jones	105
2	Eric Show	87
3	Clay Kirby	81
4	Andy Benes	75
5	Ed Whitson	72
6	Jake Peavy	68
	Clayton Richard	68
8	Trevor Hoffman	64
9	Steve Arlin	62
	Andy Ashby	62

Winning Percentage		
1	Bruce Hurst	.591
2	Jake Peavy	.575
3	Joey Hamilton	.556
4	Eric Show	.535
5	Adam Eaton	.534
6	Woody Williams	.531
7	Andy Ashby	.530
8	Ed Whitson	.517
9	Dave Dravecky	.515
10	Andy Hawkins	.508

Appearances		
1	Trevor Hoffman	902
2	Craig Lefferts	375
3	Luke Gregerson	363
4	Heath Bell	354
5	Craig Stammen	333
6	Eric Show	309
7	Scott Linebrink	306
8	Joe Thatcher	287
9	Rollie Fingers	265
10	Randy Jones	264

GS		
1	Randy Jones	253
2	Eric Show	230
3	Jake Peavy	212
4	Ed Whitson	208
5	Andy Benes	186
6	Andy Ashby	185
7	Clayton Richard	175
8	Andy Hawkins	172
9	Clay Kirby	170
10	Brian Lawrence	146

Shutouts		
1	Randy Jones	18
2	Steve Arlin	11
	Eric Show	11
4	Bruce Hurst	10
5	Andy Benes	8
6	Andy Hawkins	7
	Clay Kirby	7
8	Andy Ashby	6
	Dave Dravecky	6
	Dave Freisleben	6
	Fred Normon	6
	Ed Whitson	6

Saves		
1	Trevor Hoffman	552
2	Heath Bell	134
3	Rollie Fingers	108
4	Goose Gossage	83
5	Huston Street	80
6	Mark Davis	78
7	Craig Lefferts	64
8	Kirby Yates	56
9	Gary Lucas	49
10	Brad Hand	46

Innings Pitched		
1	Randy Jones	1,766.0
2	Eric Show	1,603.1
3	Ed Whitson	1,354.1
4	Jake Peavy	1,342.2
5	Andy Benes	1,235.0
6	Andy Ashby	1,212.0
7	Clay Kirby	1,128.0
8	Andy Hawkins	1,102.2
9	Clayton Richard	1,046.1
10	Trevor Hoffman	952.1

ERA		
1	Trevor Hoffman	2.76
2	Dave Dravecky	3.12
3	Bruce Hurst	3.27
4	Jake Peavy	3.29
5	Randy Jones	3.30
6	Andy Benes	3.57
7	Eric Show	3.59
8	Andy Ashby	3.59
9	Ed Whitson	3.69
10	Clay Kirby	3.73

SO		
1	Jake Peavy	1,348
2	Andy Benes	1,036
3	Trevor Hoffman	1,029
4	Eric Show	951
5	Andy Ashby	829
6	Clay Kirby	802
7	Ed Whitson	767
8	Clayton Richard	678
9	Randy Jones	677
10	Joey Hamilton	639

BB		
1	Eric Show	593
2	Clay Kirby	505
3	Jake Peavy	435
4	Randy Jones	414
5	Andy Hawkins	412
6	Andy Benes	402
7	Clayton Richard	356
8	Steve Arlin	351
9	Ed Whitson	350
10	Dave Freisleben	346

Opponent AVG		
1	Trevor Hoffman	.211
2	Jake Peavy	.232
3	Andy Benes	.242
4	Clay Kirby	.243
5	Dave Dravecky	.243
6	Bruce Hurst	.244
7	Eric Show	.245
8	Ed Whitson	.256
9	Randy Jones	.256
10	Adam Eaton	.257

SO/9		
1	Trevor Hoffman	9.72
2	Jake Peavy	9.04
3	Andy Benes	7.55
4	Adam Eaton	7.04
5	Clay Kirby	6.4
6	Andy Ashby	6.16
7	Joey Hamilton	6.15
8	Bruce Hurst	6.08
9	Clayton Richard	5.83
10	Woody Williams	5.75

GIDP		
1	Randy Jones	176
2	Clayton Richard	139
3	Andy Ashby	122
4	Eric Show	114
5	Ed Whitson	103
6	Brian Lawrence	98
	Jake Peavy	98
8	Joey Hamilton	97
9	Andy Hawkins	88
10	Dave Dravecky	74

Min. 750.0 IP for ERA, Winning Percentage, SO/9 and Opponent AVG.

HISTORY & RECORDS

SINGLE-SEASON BATTING LEADERS

Games Played			
1	Dave Winfield	1980	162
	Steve Garvey	1985	162
	Joe Carter	1990	162
	Adrian Gonzalez	2008	162
	Freddy Galvis	2018	162
	Juan Soto	2023	162
7	Steve Garvey	1984	161
	Steve Finley	1996	161
	Adrian Gonzalez	2007	161
	Chase Headley	2010	161
	Chase Headley	2012	161

AVG.			
1	Tony Gwynn	1994	.394
2	Tony Gwynn	1997	.372
3	Tony Gwynn	1987	.370
4	Tony Gwynn	1995	.368
5	Tony Gwynn	1993	.358
6	Tony Gwynn	1984	.351
7	Tony Gwynn	1989	.336
8	Mark Loretta	2004	.335
9	Gary Sheffield	1992	.330
10	Tony Gwynn	1986	.329

OBP			
1	Tony Gwynn	1994	.454
2	Tony Gwynn	1987	.447
3	Brian Giles	2005	.423
4	Gene Tenace	1977	.415
5	Rickey Henderson	1996	.410
	Juan Soto	2023	.410
	Jack Clark	1989	.410
	Tony Gwynn	1984	.410
9	Tony Gwynn	1997	.409
10	Ken Caminiti	1996	.408

SLG			
1	Ken Caminiti	1996	.621
2	Fernando Tatis Jr.	2021	.611
3	Wil Myers	2020	.606
4	Greg Vaughn	1998	.597
5	Phil Nevin	2001	.588
6	Gary Sheffield	1992	.580
	Manny Machado	2020	.580
8	Fernando Tatis Jr.	2020	.571
9	Tony Gwynn	1994	.568
10	Dave Winfield	1979	.558

OPS			
1	Ken Caminiti	1996	1.028
2	Tony Gwynn	1994	1.022
3	Phil Nevin	2001	.976
4	Fernando Tatis Jr.	2021	.975
5	Gary Sheffield	1992	.965
6	Greg Vaughn	1998	.960
7	Wil Myers	2020	.959
8	Adrian Gonzalez	2009	.958
9	Tony Gwynn	1987	.958
10	Tony Gwynn	1997	.957

Hits				
1	Tony Gwynn	1997	220	
2	Tony Gwynn	1987	218	
3	Tony Gwynn	1984	213	
4	Tony Gwynn	1986	211	
5	Mark Loretta	2004	208	
6	Tony Gwynn	1989	203	
7	Tony Gwynn	1985	197	
	Tony Gwynn	1995	197	
9	Steve Finley	1996	195	
10	Gene Richards	1980	193	

2B				
1	Tony Gwynn	1997	49	
2	Mark Loretta	2004	47	
3	Adrian Gonzalez	2007	46	
4	Steve Finley	1996	45	
5	Khalil Greene	2007	44	
6	Terry Kennedy	1982	42	
7	Tony Gwynn	1993	41	
8	Steve Finley	1998	40	
	Brian Giles	2008	40	
10	Ryan Klesko	2002	39	
	Yonder Alonso	2012	39	

3B				
1	Tony Gwynn	1987	13	
	Dave Roberts	2006	13	
3	Gene Richards	1978	12	
	Gene Richards	1981	12	
5	Bill Almon	1977	11	
	Gene Richards	1977	11	
	Tony Gwynn	1991	11	
8	Willie Davis	1976	10	
	Dave Winfield	1979	10	
	Tony Gwynn	1984	10	
	Tony Gwynn	1990	10	
	Dave Roberts	2005	10	

HR				
1	Greg Vaughn	1998	50	
2	Fernando Tatis Jr.	2021	42	
3	Phil Nevin	2001	41	
4	Ken Caminiti	1996	40	
	Adrian Gonzalez	2009	40	
6	Nate Colbert	1970	38	
	Nate Colbert	1972	38	
8	Adrian Gonzalez	2008	36	
9	Fred McGriff	1992	35	
	Juan Soto	2023	35	

RBI				
1	Ken Caminiti	1996	130	
2	Phil Nevin	2001	126	
3	Tony Gwynn	1997	119	
	Greg Vaughn	1998	119	
	Adrian Gonzalez	2008	119	
6	Dave Winfield	1979	118	
7	Joe Carter	1990	115	
	Chase Headley	2012	115	
9	Ryan Klesko	2001	113	
10	Nate Colbert	1972	111	

Runs Scored				
1	Steve Finley	1996	126	
2	Tony Gwynn	1987	119	
3	Greg Vaughn	1998	112	
4	Rickey Henderson	1996	110	
5	Ken Caminiti	1996	109	
6	Mark Loretta	2004	108	
7	Tony Gwynn	1986	107	
8	Alan Wiggins	1984	106	
9	Ryan Klesko	2001	105	
10	Three Players		104	

AB				
1	Steve Finley	1996	655	
2	Steve Garvey	1985	654	
3	Adrian Gonzalez	2007	646	
4	Gene Richards	1980	642	
	Tony Gwynn	1986	642	
6	Joe Carter	1990	634	
7	Kevin Kouzmanoff	2008	624	
8	Roberto Alomar	1989	623	
9	Tony Gwynn	1985	622	
	Tony Fernandez	1992	622	

BB				
1	Jack Clark	1989	132	
	Juan Soto	2023	132	
3	Gene Tenace	1977	125	
	Rickey Henderson	1996	125	
5	Brian Giles	2005	119	
	Adrian Gonzalez	2009	119	
7	Gene Tenace	1979	105	
	Fred McGriff	1991	105	
9	Jack Clark	1990	104	
	Brian Giles	2006	104	

SO				
1	Wil Myers	2017	180	
2	Wil Myers	2019	168	
3	Eric Hosmer	2019	163	
4	Mike Cameron	2007	160	
	Wil Myers	2016	160	
6	Justin Upton	2015	159	
7	Chase Headley	2012	157	
8	Hunter Renfroe	2019	154	
	Trent Grisham	2023	154	
10	Fernando Tatis Jr.	2021	153	

SB				
1	Alan Wiggins	1984	70	
2	Alan Wiggins	1983	66	
3	Gene Richards	1980	61	
4	Ozzie Smith	1980	57	
5	Gene Richards	1977	56	
	Tony Gwynn	1987	56	
7	Jerryumphrey	1980	52	
8	Dave Roberts	2006	49	
9	Bip Roberts	1990	46	
10	Everth Cabrera	2012	44	

HISTORY & RECORDS

SINGLE-SEASON PITCHING LEADERS

Wins			
1	Randy Jones	1976	22
2	Gaylord Perry	1978	21
3	Randy Jones	1975	20
4	Jake Peavy	2007	19
5	Andy Hawkins	1985	18
	Kevin Brown	1998	18
7	Andy Ashby	1998	17
8	Yu Darvish	2022	16
	Tim Lollar	1982	16
	LaMarr Hoyt	1985	16
	Eric Show	1988	16
	Ed Whitson	1989	16

Losses			
1	Randy Jones	1974	22
2	Steve Arlin	1972	21
3	Clay Kirby	1969	20
4	Steve Arlin	1971	19
	Bill Greif	1974	19
	Bobby Jones	2001	19
7	Clay Kirby	1973	18
	Bob Shirley	1977	18
9	Joe Niekro	1969	17
	Dave Roberts	1971	17
	Bill Greif	1973	17
	Matt Clement	2000	17
	Eric Stults	2014	17

Winning Percentage			
1	Gaylord Perry	1978	.778
	Dennis Rasmussen	1988	.778
	Michael Wacha	2023	.778
4	Jake Peavy	2007	.760
5	Butch Metzger	1976	.733
6	Kevin Brown	1998	.720
7	Jake Peavy	2004	.714
8	Woody Williams	2006	.706
9	Andy Hawkins	1985	.692
10	Adam Eaton	2005	.688
	Chris Young	2006	.688

(min. 15 decisions)

Appearances			
1	Craig Lefferts	1986	83
2	Brad Hand	2016	82
3	Heath Bell	2007	81
4	Cla Meredith	2007	80
	Luke Gregerson	2010	80
6	Rollie Fingers	1977	78
7	Tim Hill	2021	78
	Lance McCullers	1987	78

Games Started			
1	Randy Jones	1976	40
2	Randy Jones	1979	39
3	Steve Arlin	1972	37
	Gaylord Perry	1978	37
5	Clay Kirby	1971	36
	Randy Jones	1975	36
	Randy Jones	1978	36
8	Clay Kirby	1969	35
	Bill Greif	1974	35
	Bob Shirley	1977	35
	Eric Show	1985	35
	Andy Hawkins	1986	35
	Kevin Brown	1998	35

Complete Games			
1	Randy Jones	1976	25
2	Randy Jones	1975	18
3	Dave Roberts	1971	14
4	Clay Kirby	1971	13
	Eric Show	1988	13
6	Steve Arlin	1972	12
7	Steve Arlin	1971	10
	Fred Norman	1972	10
	Gaylord Perry	1979	10
	Bruce Hurst	1989	10

Shutouts			
1	Fred Norman	1972	6
	Randy Jones	1975	6
3	Randy Jones	1976	5
4	Steve Arlin	1971	4
	Bruce Hurst	1990	4
	Bruce Hurst	1992	4
7	13 Players		3

Saves			
1	Trevor Hoffman	1998	53
2	Heath Bell	2010	47
3	Trevor Hoffman	2006	46
4	Mark Davis	1989	44
5	Trevor Hoffman	2000	43
	Trevor Hoffman	2001	43
	Trevor Hoffman	2005	43
	Heath Bell	2011	43
9	Trevor Hoffman	1996	42
	Trevor Hoffman	2007	42
	Heath Bell	2009	42

IP			
1	Randy Jones	1976	315.1
2	Randy Jones	1975	285.0
3	Dave Roberts	1971	269.2
4	Clay Kirby	1971	267.1
5	Randy Jones	1979	263.0
6	Gaylord Perry	1978	260.2
7	Kevin Brown	1998	257.0
8	Randy Jones	1978	253.0
9	Pat Dobson	1970	251.0
10	Steve Arlin	1972	250.0

ERA			
1	Dave Roberts	1971	2.10
2	Randy Jones	1975	2.24
3	Blake Snell	2023	2.25
4	Jake Peavy	2004	2.27
5	Kevin Brown	1998	2.38
6	Jake Peavy	2007	2.54
7	Ed Whitson	1990	2.60
8	Ed Whitson	1989	2.66
9	Bruce Hurst	1989	2.69
10	Gaylord Perry	1978	2.73

SO			
1	Kevin Brown	1998	257
2	Jake Peavy	2007	240
3	Blake Snell	2023	234
4	Clay Kirby	1971	231
5	Jake Peavy	2005	216
	James Shields	2015	216
7	Jake Peavy	2006	215
8	Tyson Ross	2015	212
9	Ian Kennedy	2014	207
10	Joe Musgrove	2021	203

BB			
1	Matt Clement	2000	125
2	Steve Arlin	1972	122
3	Clay Kirby	1970	120
4	Clay Kirby	1972	116
5	Dave Freisleben	1974	112
6	Joey Hamilton	1998	106
7	Tim Lollar	1984	105
	Edinson Volquez	2012	105
9	Steve Arlin	1971	103
	Clay Kirby	1971	103

Opponent AVG			
1	Blake Snell	2023	.181
2	Chris Young	2007	.192
3	Dylan Cease	2024	.200
4	Chris Young	2006	.206
5	Yu Darvish	2022	.207
6	Jake Peavy	2007	.208
7	Joe Musgrove	2021	.213
8	Clay Kirby	1971	.216
9	Mat Latos	2010	.217
10	Jake Peavy	2005	.217

SO/9			
1	Blake Snell	2023	11.70
2	Yu Darvish	2021	10.77
3	Dylan Cease	2024	10.65
4	Michael King	2024	10.42
5	Joe Musgrove	2021	10.08
6	Luis Benes	1994	9.87
7	Tyson Ross	2015	9.73
8	Jake Peavy	2007	9.67
9	James Shields	2015	9.61
10	Jake Peavy	2005	9.58

GIDP			
1	Randy Jones	1978	36
2	Randy Jones	1975	35
3	Randy Jones	1976	34
4	Luis Perdomo	2017	32
	Clayton Richard	2017	32
6	Brian Lawrence	2002	29
7	Matt Clement	1999	28
8	Clay Hensley	2006	27
9	Clayton Richard	2010	26
10	Andy Ashby	1998	25
	Jon Garland	2010	25

Min. 162.0 IP for ERA, Opponent AVG. and SO/9

HISTORY & RECORDS

PADRES NO-HITTERS

No.	Pitcher(s)	Date	Opponent	Notes
1	Joe Musgrove	April 9, 2021	@ TEX	San Diego native Joe Musgrove struck out 10 and missed a perfect game by hitting Joey Gallo in the 4th with 2 outs. The final out was a ground ball hit by Isiah Kiner-Falefa to SS Ha-Seong Kim to 1B Jurickson Profar.
2	Dylan Cease	July 25, 2024	@ WSH	After waiting through a 1 hour and 16-minute rain delay to before taking the mound in Washington, D.C., Dylan Cease struck out 9, walked 3, and tossed a career-high 114 pitches without allowing a single hit.



Joe Musgrove celebrates with his teammates on April 9, 2021 @ Globe Life Field in Arlington after throwing the Padres' first no-hitter in franchise history. It ended a drought of 8,205 games without a no-hitter, the longest streak in baseball history before getting a team's first no-hitter. Prior to the no-hitter, the Padres were the only active MLB team to have never thrown a no-hitter.



Teammates Manny Machado and Tyler Wade douse Dylan Cease in his post-game interview after he authored the Padres' 2nd no-hitter in franchise history on July 25, 2024 in Washington, D.C. against the Nationals.

CLUB
DIRECTORY

EXECUTIVES

MANAGER
& STAFF

SUPPORT STAFF,
ADVISORS & BASEBALL
OPERATIONS

PLAYER HEALTH
& PERFORMANCE

25 SAN DIEGO
PADRES

HISTORY &
RECORDS

OPPONENTS

SCOUTING & PLAYER
DEVELOPMENT

PETCO PARK

COMMUNITY

MEDIA

HISTORY & RECORDS

No-Hitters by Padres Opponents (11)

No.	Pitcher(s)	Date/Location	Score	Notes
1	PIT's RHP Dock Ellis	June 12, 1970/San Diego Stadium (Gi)	PIT 2, SD 0	8 bb, 1 hbp
2	CHC's RHP Milt Pappas	September 2, 1972/Wrigley Field	CHC 8, SD 0	1 bb
3	ATL's RHP Phil Niekro	August 5, 1973/Fulton County Stadium	ATL 9, SD 0	3 bb, 1 error
4	ATL's RHP Kent Mercker (starter), RHP Mark Wohlers, RHP Alejandro Pena	September 11, 1991/Fulton County Stadium	ATL 9, SD 0	2 bb, 1 error
5	FL's RHP A.J. Burnett	May 12, 2001/Qualcomm Stadium	FL 3, SD 0	9 bb, 1 hbp
6	STL's LHP Bud Smith	September 3, 2001/Qualcomm Stadium	STL 2, SD 0	4 bb, 1 error
7	SF's LHP Jonathan Sanchez	July 10, 2009/AT&T Park	SF 8, SD 0	1 error
8	SF's RHP Tim Lincecum	July 13, 2013/Petco Park	SF 9, SD 0	4 bb, 1 hbp
9	SF's RHP Tim Lincecum	June 25, 2014/AT&T Park	SF 4, SD 0	1 bb
10	LAD's RHP Walker Buehler (starter), LHP Tony Cingrani, RHP Yimi Garcia, LHP Adam Liberatore	May 4, 2018/Estadio de Beisbol Monterrey	LAD 4, SD 0	5 bb
11	ARI's LHP Tyler Gilbert	August 14, 2021/Chase Field	AZ 7, SD 0	3 bb

Padres No-Hitter into 8th inning + (27)

No.	Pitcher(s)	Date	Opponent	Result
1	Clay Kirby	July 21, 1970	vs. NYM	Preston Gomez lifted Kirby after 8 no-hit IP. Jack Baldschun allowed a single to Bud Harrelson to start the 9th.
2	Clay Kirby	Sept. 13, 1971	@HOU	John Edwards doubled with 1 out in the eighth.
3	Clay Kirby	Sept. 18, 1971	@SF	Willie McCovey homered with 0 outs in the eighth.
4	Steve Arlin	July 18, 1972	vs. PHI	Denny Doyle singled with 2 outs in the ninth.
5	Randy Jones	July 3, 1975	vs. CIN	Bill Plummer doubled in the eighth.
6	Dave Freisleben	June 12, 1976	vs. PHI	Garry Maddox singled to lead off the eighth.
7	Tom Griffin	Sept. 13, 1976	vs. SF	Ken Reitz singled to lead off the eighth.
8	Brent Strom	Sept. 29, 1976	vs. CIN	George Foster doubled to lead off the eighth.
9	Bob Owchinko	July 16, 1977	vs. LAD	Steve Garvey reached on a bunt single with 1 out in the eighth.
10	Greg Harris	July 14, 1991	@NYM	Mackey Sasser led off the 8th with a double.
11	Andy Benes, Mike Maddux	Aug. 3, 1991	@ATL	Andy Benes tossed 6.0 hitless innings and was relieved by Mike Maddux. Maddux surrendered a leadoff HR to Ron Gant in the eighth.
12	Andy Benes	July 3, 1994	vs. NYM	Rico Brogna hit a leadoff double in the eighth.
13	Andy Ashby	Sept. 5, 1997	vs. ATL	Kenny Lofton led off the ninth with a single to RF on a 3-2 pitch.
14	Sterling Hitchcock	June 27, 1998	vs. ANA	Phil Nevin homers on the first pitch of the eighth.
15	Adam Eaton	July 3, 2004	vs. KC	Dee Brown doubled off the left field wall to open the eighth.
16	Chris Young	May 30, 2006	vs. COL	Brad Hawpe led off the eighth with a double to RF.
17	Chris Young	Sept. 22, 2006	vs. PIT	PH Joe Randa hit a 2-run homer to CF with 1 out in the ninth.
18	Chris Young	Sept. 7, 2008	@MIL	Gabe Kapler homered with 2 out in the eighth.
19	Aaron Harang, Josh Spence, Chad Qualls, Mike Adams and Luke Gregerson	July 9, 2011	@LAD	Luke Gregerson allowed a 2-out double to Juan Uribe in the 9th.
20	Odrisamer Despaigne	July 20, 2014	vs. NYM	Daniel Murphy doubled with 2 out in the eighth.
21	Tyson Ross	April 20, 2018	@AZ	Christian Walker doubled to CF with 1 out in the eighth inning. It was the D-Backs sole hit of the game.
22	Jordan Lyles	May 15, 2018	vs. COL	Trevor Story singled with 1 out in the eighth.
23	Chris Paddack	July 17, 2019	@MIA	Starlin Castro hit a solo home run to open the eighth.
24	Joe Musgrove	April 9, 2021	@ TEX	Tossed the Padres' 1st no-hitter in club history
25	Joe Musgrove	June 2, 2022	@ MIL	Lost his bid for another no-hitter with 2 outs in the 8th
26	Michael Wacha	May 15, 2023	vs. KC	Michael Massey singled leading off the 8th inning
27	Dylan Cease	July 25, 2024	@ WSH	Tossed the Padres' 2nd no-hitter in club history

HISTORY & RECORDS

HOME RUN HISTORY

INSIDE-THE-PARK HR BY PADRES (22)

No.	Player	Date	Opponent
1	Dave W. Roberts	September 29, 1973	vs. LAD
2	Derrel Thomas	June 14, 1974	@MON
3	Luis Salazar	July 8, 1982	@PHI
4	Gene Richards	July 10, 1982	@NYM
5	Gene Richards	September 26, 1982	@ATL
6	Carmelo Martinez	September 2, 1984	@NYM
7	Garry Templeton	September 17, 1987	vs. ATL
8	John Kruk	September 24, 1987	@CIN
9	Tony Gwynn	July 29, 1988	vs. CIN
10	Bip Roberts	April 28, 1990	vs. PIT
11	Jack Howell	August 16, 1991	vs. ATL
12	Tony Gwynn*	June 26, 1997	@LAD
13	Bret Boone	May 11, 2000	@CIN
14	Ruben Rivera	July 18, 2000	vs. ANA
15	Sean Burroughs	May 16, 2003	vs. ATL
16	Kyle Blanks	August 18, 2009	vs. CHC
17	Tony Gwynn	June 13, 2010	vs. SEA
18	Tony Gwynn	July 17, 2010	vs. ARI
19	Chris Denorfia	August 5, 2010	@LAD
20	Everth Cabrera	June 8, 2012	@MIL
21	Jake Cronenworth	May 19, 2021	vs. COL
22	Jake Cronenworth	August 17, 2021	@COL

*Grand Slam

INSIDE-THE-PARK HR BY OPPONENT (40)

No.	Player	Date	Opponent
1	Denny Doyle	July 18, 1970	vs. PHI
2	Cesar Geronimo	July 2, 1972	vs. CIN
3	Joe Morgan	May 18, 1973	@CIN
4	Pete Rose	June 29, 1973	@CIN
5	Paul Casanova	August 5, 1973	@ATL
6	Tito Fuentes	September 23, 1973	@ATL
7	Mike Schmidt	April 27, 1974	vs. PHI
8	Lou Brock	June 18, 1976	@STL
9	Heity Cruz	June 18, 1976	@STL
10	Bob Boone	July 10, 1976	@PHI
11	Ellis Valentine	May 21, 1977	@MON
12	Pete Rose	September 7, 1978	@CIN
13	Jerry White	June 12, 1980	@MON
14	Larry Bowa	August 21, 1980	@PHI
15	Tim Raines	May 7, 1981	@MON
16	Ken Caminiti	May 22, 1993	vs. HOU
17	Mitch Webster	June 21, 1994	vs. LAD
18	Reggie Sanders	April 29, 1995	vs. CIN
19	Ron Gant*	May 4, 1996	vs. STL
20	Vinny Castilla	July 13, 1996	@COL
21	Ron Gant	April 20, 1997	vs. STL
22	Kenny Lofton	May 27, 1997	vs. ATL
23	Barry Bonds	September 21, 1997	vs. SF
24	Mike Lansing	September 6, 1998	@COL
25	Luis Gonzalez	July 28, 2002	@ARI
26	Jimmy Rollins	August 4, 2004	vs. PHI
27	Dustan Mohr	July 10, 2005	@COL
28	Kelly Stinnett	August 29, 2005	vs. ARI
29	Kazuo Matsui	April 20, 2006	vs. NYM
30	Dallas McPherson	June 17, 2006	vs. LAA
31	Garrett Atkins	September 23, 2007	vs. COL
32	Clint Barmes	September 22, 2009	@COL
33	Stephen Drew	April 5, 2010	@ARI
34	Shane Victorino	April 24, 2011	vs. PHI
35	Justin Upton	August 25, 2012	@ARI
36	Kurt Suzuki	May 20, 2014	vs. MIN
37	Orlando Arcia	June 17, 2017	vs. MIL
38	JT Riddle	May 29, 2018	vs. MIA
39	Ian Desmond	June 14, 2019	@COL
40	Jordan Luplow	June 21, 2022	vs. ARI

*Paradise Series in Honolulu, HI

ALL-TIME GRAND SLAM LEADERS

Rk.	Player	Grand Slams
1	Phil Nevin	7
2	Nate Colbert	5
	Hunter Renfroe	5
4	Steve Finley	4
	Adrian Gonzalez	4
	Manny Machado	4

ALL-TIME PADRES PITCHERS HOME RUN LEADERS

Rk.	Pitcher	Home Runs
1	Tim Lollar	8
2	Mike Corkins	5
3	Andy Benes	4
	Eric Show	4
	Joey Hamilton	4

STATCAST HOME RUN DISTANCE LEADERS (SINCE '15)

Rk.	Player	HR Distance	Date
1	Franchy Cordero	489'	April 20, 2018 @ ARI
2	Tommy Pham	486'	August 17, 2021 @ COL
3	Franmil Reyes	479'	June 5, 2018 vs. ATL
4	Fernando Tatis Jr.	477'	June 16, 2021 @ COL
	Franmil Reyes	477'	August 5, 2018 @ CHC
5	Hunter Renfroe	470'	May 11, 2019 @ COL

HISTORY & RECORDS

SINGLE-SEASON RECORDS

Club General

Wins and Losses

Best Record, Overall	.617 (37-23), 2020
Best Record, Home	.667 (54-27), 1998
Best Record, Road	.593 (48-33), 2024
Most Wins, Home	54, 1998
Most Wins, Road	48, 2024
Most Losses, Home	54, 1972
Most Losses, Road	57, 1969 and 1974
Fewest Wins, Home (min 81 games)	28, 1969
Fewest Wins, Road (min 81 games)	24, 1969 and 1974
Fewest Losses, Home (min 81 games)	27, 1998
Fewest Losses, Road (min 81 games)	33, 2024
Most Wins Against Single Club	14, 3x (ARI in 2022, SF in 2007, HOU in 1990)
Most Wins Against Single Club, Home	8, 8x, last vs. ARI, 2013
Most Wins Against Single Club, Road	7, 12x, last @ ARI & SF, 2022
Most Losses Against Single Club	17, vs. Atlanta, 1974
Most Losses Against Single Club, Home	9, 2x, vs. LA, 1971 and vs. ATL, 1974
Most Losses Against Single Club, Road	9, 2x, @ATL, 1980 and @ARI, 2002
Most Wins In Single Month	22 in May, 2005
Most Losses In Single Month	23 in May, 2003

Shutouts

Most Played	34, 2x, 1972 and 1976
Most Won	20, 2x, 2007 and 2010
Most Lost	23, 2x, 1969 and 1976
Most Won, Home	14, 2007
Most Won, Road	13, 1985
Most Lost, Home	13, 2001
Most Lost, Road	15, 1969
Most Wins via Shutout Against Single Club	5, 2x, vs. HOU, 1984 and vs. LAD, 2002
Most Losses via Shutout Against Single Club	5, 9x, last by SF, 2015
Fewest Wins, Road (min 81 games)	24, 1969 and 1974

Season Series Sweeps

Season Sweep by Padres	8x, last @ CIN (6-0), 2022
Season Sweep by Opposition	18x, last vs. LAA (0-3), 2024
Sweeps by Padres in San Diego	65x, last vs. CWS (3-0), 2024
Sweeps by Opposition in San Diego	55x, last vs. SEA (0-2), 2024
Sweeps by Padres on Road	25x, last @ SF (3-0), 2024
Sweeps by Opposition on Road	64x, last @ NYM (0-3), 2024

One-Run Games

Most Played	65, 1980
Most Won	34, 1978 and 1984
Most Lost	37, 1970
Most Won, Home	25, 2014
Most Won, Road	15, 1978 and 1984
Most Lost, Home	20, 1972
Most Lost, Road	22, 1970, 1979 and 1993
Fewest Won (non-shortened seasons)	9, 2023
Fewest Lost	15, 2001, 2004
Fewest Won, Home	4, 2023
Fewest Won, Road	3, 2008
Fewest Lost, Home	3, 1974
Fewest Lost, Road	7, 1997

Extra-Inning Games

Most Played	24, 1996 & 2000
Most Won	13, 1996
Most Lost	14, 1972, 1992

Doubleheaders

Most Won	5, 1977, 1971
Most Lost	8, 1969
Best Record	5-1-2, 1977

1-0 Games

Most Won	6, 2x, 1985 & 2010
Most Lost	6, 2011

Vs. Right-Handed Starters

Most Won	71, 2006
Most Lost	89, 1969

Vs. Left-Handed Starters

Most Won	32, 1984, 1990 & 1992
Most Lost	37, 2008 & 2018

Starters

Most Won	68, 1988, 1989
Most Lost	89, 1969

Relievers

Most Won	43, 2021
Most Lost	35, 2002

Players Used

Most	59, 2002 and 2008
Fewest	31, 1984

Pitchers Used

Most	37, 2002#
Fewest	12, 1973

* Major League Record
+ Ties Major League Record
National League Record

HISTORY & RECORDS



SINGLE-SEASON RECORDS

Club Batting	Highest/Most	Lowest/Fewest
Batting Average	.275 in 1994	.225 in 1969
At-Bats	5,655 in 1996	5,294 in 2014
Runs Scored	795 in 1997	468 in 1969
Hits	1,521 in 2004	1,199 in 2014
Singles	1,105 in 1980	804 in 2017
Doubles	322 in 2007	180 in 1969
Triples	53 in 1979	14 in 2023
Home Runs	219 in 2019	64 in 1976
Home Runs at Home	111 in 2024	29 in 1980
Home Runs on the Road	118 in 2019	34 in 1976
Grand Slams	10 in 2001	0 in 1973, '79, '82, '87
RBI	761 in 1997	431 in 1969
XBH	524 in 2007	305 in 1980
Total Bases	2,322 in 2006	1,764 in 1969
SLG	.420 in 2024	.329 in 1969
Pinch-Hits	74 in 1986	11 in 2023
PH Game-Winning RBI	9 in 2013	0 in 2011, '16, '20, '21
PH Batting Average	.276 in 1978	.113 in 2023
PH Home Runs	11 in 2014	1 in 1979, '87, '22
Stolen Bases	239 in 1980	36 in 2008
Caught Stealing	91 in 1987	17 in 2008
Home Runs vs. Single NL Club	29 vs. COL, 2019	0 vs. PIT, 2014
Strikeouts	1,581 in 2019	716 in 1976
Walks	678 in 2001	401 in 1973
Left on Base	1,239 in 1980	965 in 2016
HBP	65 in 2022	9 in 1989
Sacrifice Bunts	133 in 1975	17 in 2022
Sacrifice Flies	66 in 2004	19 in 1971
GIDP	146 in 1996	81 in 1978
Shutouts	23 in 1969 & '76	3 in 2004

Club Pitching	Highest/Most	Lowest/Fewest
ERA	4.98 in 1997	3.22 in 1971
Complete Games	47 in 1976 and '71	0 in 2011, '18, '19, '22, '23
Strikeouts	1,517 in 2021	652 in 1976
Walks Allowed	715 in 1974	422 in 2004
Hits	1,581 in 1997	1,263 in 2022
Runs Allowed	891 in 1997	577 in 2014
Saves	59 in 1998	18 in 1976
Wild Pitches	73 in 1999 & 2017	23 in 1985
Balks	25 in 1977	2 in 2004, '13, '21
Hit Batsmen	88 in 2022	12 in 1978, '80
Home Runs Allowed	226 in 2017	74 in 1978
Home Runs Allowed vs. Single NL Club	37 by COL, 2001	1, several occasions
Shutouts	20 in 2007, '10	2 in 1997

Club Fielding	Highest/Most	Lowest/Fewest
Fielding Percentage	.988 in 2010, '23	.971 in 1975, '77
Errors Committed	189 in 1977	72 in 2010
Double Plays Turned	178 in 2017	0 in 1973
Putouts	4,467 in 1996	4,263 in 1999
Assists	2,012 in 1980	1,297 in 2024
Outfield Assists	54 in 1980	13 in 2021
Total Chances	6,543 in 1980	5,690 in 2024
Passed Balls	22 in 1987	2 in 1992

All club records are only in seasons with at least 162 games played

HISTORY & RECORDS

SINGLE-SEASON RECORDS

Individual Batting

Batting Average	.394, Tony Gwynn (1994)
SLG	.621, Ken Caminiti (1996)
Games Played	162, Dave Winfield (1980), Steve Garvey (1985), Joe Carter (1990), Adrian Gonzalez (2008), Freddy Galvis (2018), Juan Soto (2023)
Runs Scored	126, Steve Finley (1996)
Hits	220, Tony Gwynn (1997)
Total Bases	348, Steve Finley (1996)
Singles	177, Tony Gwynn (1984)
Doubles	49, Tony Gwynn (1997)
Triples	13, Tony Gwynn (1987), Dave Roberts (2006)
Home Runs	50, Greg Vaughn (1998)
Most Games with HR from both sides of the plate	40, Ken Caminiti (1996)
RBI	130, Ken Caminiti (1996)
Grand Slams	4, Phil Nevin (2001)
Game-Winning RBI	21, Gary Sheffield (1992)
Pinch-Hit Average (min. 20 AB)	.478, Terry Kennedy (1986)
Pinch-Hits	21, Merv Rettenmund (1977)
Stolen Bases	70, Alan Wiggins (1984)
Strikeouts Most	180, Wil Myers (2017)
Strikeouts, Fewest (min. 502 PA)	15, Tony Gwynn (1995)
Walks	132, Jack Clark (1989), Juan Soto (2023)
Intentional Walks	35, Adrian Gonzalez (2010)
Sacrifice Bunts	28, Ozzie Smith (1978)
Sacrifice Flies	16, Mark Loretta (2004)
Hit By Pitch	17, Carlos Quentin (2012)
GIDP, Most	25, Steve Garvey (1984 and 1985), Kevin Kouzmanoff (2009), Manny Machado (2024)
GIDP, Fewest (min. 502 PA)	2, Alan Wiggins (1984), Jake Cronenworth (2022), Jackson Merrill (2024)





SINGLE-SEASON RECORDS

Individual Pitching

Appearances, Most	83, Craig Lefferts (1986)
Complete Games	25, Randy Jones (1976)
Games Started	40, Randy Jones (1976)
Games Finished	69, Rollie Fingers (1977)
Shutouts	6, Fred Norman (1972), Randy Jones (1975)
Wins, Most	22, Randy Jones (1976)
Win/Loss Percentage (min. 15 decisions)	.778, Gaylord Perry (21-6 in 1978), Dennis Rasmussen (14-4 in 1988), Michael Wacha (14-4 in 2023)
Losses, Most	22, Randy Jones (1974)
Innings Pitched	315.1, Randy Jones (1976)
Runs Allowed	137, Bobby J. Jones (2001)
Earned Runs Allowed	117, Bill Greif (1974) and Matt Clement (2000)
Hits Allowed	274, Randy Jones (1976)
Walks Allowed	125, Matt Clement (2000)
Strikeouts	257, Kevin Brown (1998)
SO/9 (min. 162.0 IP)	11.70, Blake Snell (2023)
ERA, Lowest (min. 162.0 IP)	2.10, Dave Roberts (1971)
Home Runs Allowed	37, Kevin Jarvis and Bobby J. Jones (2001)
Saves	53, Trevor Hoffman (1998)
Hit Batsmen	24, Austin Adams (2021)
Wild Pitches	23, Matt Clement (2000)
Balks	6, Tom Griffin and Bob Shirley (1977)

Individual Fielding

Errors Committed, Most	41, Bill Almon (1977)
Putouts, Most	1,470, Adrian Gonzalez (2007)
Double Plays Turned, Most	147, Wil Myers (2017)
Fielding Percentage, First Baseman (min. 2/3 of team games played)	1.000, Steve Garvey (1984)
Fielding Percentage, Second Baseman (min. 2/3 of team games played)	1.000, David Eckstein (2010)
Fielding Percentage, Shortstop (min. 2/3 of team games played)	.986, Freddy Galvis (2018)
Fielding Percentage, Third Baseman (min. 2/3 of team games played)	.990, Kevin Kouzmanoff (2009)
Fielding Percentage, Outfielder (min. 2/3 of team games played)	1.000, Eric Owens (2000), Dave Roberts (2006), Will Venable (2014), Wil Myers (2021)
Fielding Percentage, Catcher (min. 1/2 of team games played)	.998, Gene Tenace (1979)
Fielding Percentage, Pitcher (min. 1.0 IP per team game)	1.000, many times, last: Dylan Cease (2024)

HISTORY & RECORDS

SINGLE-GAME RECORDS

Club General

Players Used, 9-Inning Game	24, September 26, 1997 @ SF
Players Used, Extra-Inning Game	26, Sept. 9, 1997 vs. FLA (13 innings)
Players Used, Both Teams	50, September 13, 1982 @ LAD (16 innings)
Longest Game in Innings, Home	22, April 17, 2008 vs. COL
Longest Game in Innings, Road	21, May 21, 1977 @ MON
Longest 9-Inning Game in Time, Home	4:12, May 4, 2019 vs. LAD
Longest 9-Inning Game in Time, Road	4:10, July 27, 1996 @ FLA
Shortest 9-Inning Game in Time, Home	1:29, May 4, 1977 vs. PHI
Shortest 9-Inning Game in Time, Road	1:36, July 11, 1976 @ PHI
Longest Extra-Inning Game in Time, Home	6:17, August 15, 1980 vs. HOU (20 innings)
Longest Extra-Inning Game in Time, Road	5:33, May 21, 1977 @ MON (21 innings)
Shortest Extra-Inning Game in Time, Home	2:00, May 19, 1975 vs. STL (10 innings)
Shortest Extra-Inning Game in Time, Road	2:17, July 25, 1974 @ ATL
Largest Margin of Victory	16, August 23, 2002 vs. FL (18-2)
Largest Margin of Defeat	19, May 13, 1969 @ CHC (19-0), June 28, 1969 vs. LAD (19-0) and September 20, 2005 @ COL (20-1)
Largest Shutout, Win	13-0, August 11, 1991 vs. CIN
Largest Shutout, Loss	19-0, May 13, 1969 @ CHC and June 28, 1969 vs. LAD

Club Batting

At-Bats, 9-Inning Game	50, July 16, 2021 @ WSH
At-Bats, Extra-Inning Game	75, September 24, 1971 vs. HOU (G1, 21 innings)
Runs Scored, 9-Inning Game	24, July 16, 2021 @ WSH
Runs Scored, Extra-Inning Game	17, May 23, 1970 @ SF (15 innings)
Runs Scored in a Loss	14, August 29, 2001 @ STL (14-16)
Runs Scored by Both Teams, 9-Inning Game	32, July 27, 1996 @ FL (SD: 20 and FL: 12) and July 16, 2021 @ WSH (SD: 24 and WSH: 8)
Runs Scored by Both Teams, Extra-Inning Game	33, May 23, 1970 @ SF (15 innings, SD: 17 and SF: 16)
Hits, 9-Inning Game	24, April 19, 1982 vs. SF and August 12, 2003 @ ATL
Hits, Extra-Inning Game	21, July 5, 1969 vs. HOU, May 23, 1970 @ SF and June 14, 2019 @ COL
Hits by Both Teams, 9-Inning Game	36, 3x, last: June 2, 2016 vs. SEA (SD: 20 and SEA: 16)
Hits by Both Teams, Extra-Inning Game	44, May 23, 1970 @ SF (15 innings, SD: 21 and SF: 23)
Singles	18, 5x, last: May 11, 2011 @ MIL
Doubles	9, August 12, 2007 @ CIN
Triples	4, June 2, 1970 @ PIT and May 5, 1978 @ STL
Home Runs, 9-Inning Game	7, May 25, 2019 @ TOR
Home Runs, Extra-Inning Game	5, 5x, last: June 17, 2017 @ MIL (11 innings)
Extra-Base Hits	12, August 12, 2007 @ CIN
Total Bases, Padres	43, May 25, 2019 @ TOR
Total Bases, Opponent	49, May 17, 1977 @ CHC
RBI, Padres	23, July 16, 2021 @ WSH
RBI, Opponent	22, May 17, 1977 @ CHC
Walks, 9-Inning Game	14, April 14, 2024 @ LAD
Walks, Extra-Inning Game	14, August 25, 1979 vs. PIT (19 innings)
IBB, 9-Inning Game	4, 3x, last: August 18, 1986 vs. MON
IBB, Extra-Inning Game	8, August 25, 2021 vs. LAD (16 innings)
Strikeouts, 9-Inning Game	19, April 22, 1970 @ NYM and September 12, 2019 vs. CHC
Strikeouts, Extra-Inning Game	20, 3x, last: July 8, 2018 @ ARI (16 innings)
Stolen Bases, Padres	9, June 28, 1999 vs. COL
Stolen Bases, Opponent	10, May 18, 2000 @ FL
Most Left on Base by Padres, 9-Inning Game	17, May 24, 1977 vs. ATL
Most Left on Base by Opponent, 9-Inning Game	18, June 27, 2008 vs. SEA

Club Batting (cont.)

Most Left on Base by Padres, Extra-Inning Game	26, August 25, 1979 vs. PIT (19 innings)
Most Left on Base by Opponent, Extra-Inning Game	23, May 21, 1977 @ MON (21 innings)
Fewest Left on Base, Padres	0, 13x, last: May 1, 2018 @ SF
Fewest Left on Base, Opponent	0, 6x, last: September 18, 2013 @ PIT
Pinch-Hitters Used	8, September 16, 1986 vs. SF
GIDP, 9-Inning Game	5, July 23, 1999 @ HOU
GIDP, Extra-Inning Game	6, June 5, 1997 @ COL (11 innings)
Largest Margin of Victory	16, August 23, 2002 vs. FL (18-2) and July 16, 2021 @ WSH (24-8)
Largest Margin of Defeat	19, May 13, 1969 @ CHC (19-0), June 28, 1969 vs. LAD (19-0) and September 20, 2005 @ COL (20-1)
Largest Shutout, Win	13-0, August 11, 1991 vs. CIN
Largest Shutout, Loss	19-0, May 13, 1969 @ CHC and June 28, 1969 vs. LAD

Club Pitching

Hits Allowed, 9-Inning Game	24, May 17, 1977 @ CHC
Hits Allowed, Extra-Inning Game	25, May 21, 1977 @ MON (21 innings)
Runs Allowed	23, May 17, 1977 @ CHC
Earned Runs Allowed	20, May 17, 1977 @ CHC
Singles Allowed, 9-Inning Game	17, August 26, 1986 vs. NYM
Singles Allowed, Extra-Inning Game	18, August 31, 1979 vs. STL (15 innings)
Doubles Allowed, 9-Inning Game	8, May 7, 2015 @ ARI and August 6, 1970 vs. HOU
Doubles Allowed, Extra-Inning Game	8, June 7, 2009 vs. ARI (18 innings)
Triples Allowed, 9-Inning Game	4, 3x, last: June 25, 2015 @ SF
Triples Allowed, Extra-Inning Game	4, July 6, 1979 @ NYM (12 innings)
Home Runs Allowed, 9-Inning Game	7, 4x, last: September 12, 2017 @ MIN
Home Runs Allowed, Extra-Inning Game	7, September 18, 2006 @ LAD (10 innings)
XBH Allowed, 9-Inning Game	11, 3x, last: July 8, 1994 vs. MON
XBH Allowed, Extra-Inning Game	13, September 18, 2006 @ LAD (10 innings)
Strikeouts, 9-Inning Game	18, May 22, 2006 vs. ATL and April 25, 2007 @ ARI
Strikeouts, Extra-Inning Game	20, June 19, 2001 vs. SF (15 innings), July 31, 2002 @ CHC (11 innings) and April 17, 2008 vs. COL (22 innings)
Walks Allowed, 9-Inning Game	13, 3x, last: April 28, 1997 @ FL
Walks Allowed, Extra-Inning Game	13, April 26, 2003 @ CIN (10 innings)
IBB Allowed, 9-Inning Game	4, 6x, last: August 11, 2007 @ CIN
IBB Allowed, Extra-Inning Game	6, August 26, 1980 @ NYM (18 innings)
Hit Batsmen	5, 2x, July 9, 2023 vs. NYM, August 23, 2017 @ STL
Wild Pitches	5, April 29, 2003 vs. PIT
Balks	3, September 2, 1986 @ PHI
Pitchers Used, 9-Inning Game	9, September 16, 2020 vs. LAD
Pitchers Used, Extra-Inning Game	10, June 7, 2009 vs. ARI (18 innings)

Club Fielding

Double Plays Turned, 9-Inning Game	6, August 28, 2016 @ MIA
Double Plays Turned, Extra-Inning Game	6, August 25, 1979 vs. PIT (19 innings)
Double Plays Turned, Both Teams	8, 3x, last: May 17, 2014 @ COL
Triple Plays by Padres	1, 8x, last: June 10, 2010 @ NYM (G2)
Triple Plays by Opponent	1, 16x, last: August 7, 2016 vs. PHI
Assists, 9-Inning Game	26, May 22, 1969 vs. PIT
Assists, Extra-Inning Game	28, May 21, 1977 @ MON (21 innings)
Assists, Fewest	0, 19x, last: September 24, 1970 @ ATL
Errors Committed, 9-Inning Game	6, 6x, last: June 1, 1990 vs. ATL
Errors Committed, Extra-Inning Game	6, May 7, 1972 @ NYM

HISTORY & RECORDS

SINGLE-GAME RECORDS

Individual Batting

At-Bats, 9-Inning Game	7, 2x, Mark Kotsay and Ryan Klesko on May 19, 2001 @ MON
At-Bats, Extra-Inning Game	9, 19x, last: Adrian Gonzalez and Tadahito Iguchi on May 25, 2008 vs. CIN (18 innings)
Runs Scored	5, 2x, Al Marlin on April 16, 2000 vs. HOU and Tommy Pham on July 16, 2021 @ WSH
Hits, 9-Inning Game	6, Adrian Gonzalez (6-for-6) on August 11, 2009 @ MIL
Hits, Extra-Inning Game	6, 3x, last: Tony Gwynn (6-for-7) on August 4, 1993 vs. SF (12 innings)
Singles, 9-Inning Game	5, 2x, last: Adrian Gonzalez on August 11, 2009 @ MIL
Singles, Extra-Inning Game	5, 2x, last: Bill Fahey on September 5, 1979 @ HOU (10 innings)
Doubles	3, 43x, last: Donovan Solano on September 14, 2024 @ SF
Triples	2, 17x, last: Greg Garcia on June 16, 2019 @ COL
Home Runs	3, 12x, last: Fernando Tatis Jr. on June 25, 2021 vs. ARI
Hit for the Cycle	1, 3x, Matt Kemp on August 14, 2015 @ COL, Wil Myers on April 10, 2017 @ COL, Jake Cronenworth on July 16, 2021 @ WSH
Multiple Back-to-Back Home Runs by Same Players	1, Gary Sheffield and Fred McGriff on August 6, 1992 vs. HOU (1st and 2nd innings)
Total Bases	13, 5x, last: Fernando Tatis Jr. on June 25, 2021 vs. ARI
RBI	8, 2x, last: Ken Caminiti on September 19, 1995 vs. COL
Sacrifice Bunts	3, 7x, last: Greg Maddux on May 14, 2007 vs. CIN
Sacrifice Flies	2, 31x, last: Jackson Merrill on July 27, 2024 @ BAL
Hit By Pitch	2, 36x, last: Luis Arraez on August 19, 2024 vs. MIN
Walks	5, Brian Giles on May 14, 2006 @ CHC
IBB, 9-Inning Game	3, Fernando Gonzalez on August 10, 1978 vs. CIN
IBB, Extra-Inning Game	4, Garry Templeton on July 5, 1985 @ PIT (12 innings)
Strikeouts, 9-Inning Game	5, 2x, last: Clay Hensley on May 14, 2006 @ CHC
Strikeouts, Extra-Inning Game	5, 4x, last: Chase Headley on June 7, 2009 vs. ARI (18 innings)
Stolen Bases	5, 3x, last: Damian Jackson on June 28, 1999 vs. COL
Caught Stealing	2, 40x, last: Will Venable on, May 6, 2014 vs. KC
GIDP, 9-Inning Game	3, 3x, last: Yangervis Solarte on September 16, 2015 @ ARI
GIDP, Extra-Inning Game	3, Archi Cianfranco on June 5, 1997 @ COL (11 innings)

Individual Pitching

Hits Allowed	14, 5x, last: Clayton Richard on July 19, 2017 @ COL
Singles Allowed	13, 3x, last: Andy Ashby on August 10, 1999 @ NYM
Doubles Allowed	7, Danny Coombs on August 6, 1970 vs. HOU
Triples Allowed	3, 8x, last: James Shields on June 25, 2015 vs. SF
Home Runs Allowed	5, 2x, last: Tim Stauffer on August 13, 2011 @ CIN
Runs Allowed	11, 5x, last: Clayton Richard on July 19, 2017 @ COL
Earned Runs Allowed	11, 2x, last: Tim Stauffer on August 26, 2007 @ PHI
Hit Batsmen	4, Jhoulys Chacin on August 23, 2017 @ STL
Walks Allowed	10, Clay Kirby on July 15, 1969 @ SF
IBB Allowed	4, 3x, last: Dennis Kinney on August 21, 1980 @ PHI (17 innings)
IBB Allowed in more than 9.0 IP	4, Dennis Kinney (9.1 IP) on August 21, 1980 @ PHI (17 innings)
Strikeouts	16, 2x: Jake Peavy on May 22, 2006 vs. ATL (20 IP) and April 25, 2007 @ ARI (20 IP)
Strikeouts in more than 9.0 IP	15, Clay Kirby (15.0 IP) on September 24, 1971 vs. HOU (21 innings in G1)
Wild Pitches	4, 3x, last: Trevor Cahill on May 13, 2017 @ CWS
Balks	3, Dave LaPoint on September 2, 1986 @ PHI
Innings Pitched, Starter	15.0, Clay Kirby on September 24, 1971 vs. HOU (G1)
Innings Pitched, Reliever	9.1, Dennis Kinney on August 21, 1980 @ PHI (17 innings)

Individual Fielding

Errors Committed	3, 19x, last: Everth Cabrera on September 5, 2009 @ LAD
Double Plays Turned, First Baseman	5, 5x, last: Eric Hosmer on July 3, 2018 @ OAK
Double Plays Turned, Second Baseman	5, 2x, last: Jedd Gyorko on May 17, 2014 @ COL
Double Plays Turned, Shortstop	6, Ozzie Smith on August 25, 1979 @ PIT (19 innings)
Double Plays Turned, Third Baseman	4, Christian Villanueva on July 3, 2018 @ OAK
Putouts by OF, 9-Inning Game	10, 4x, last: Manuel Margot on May 20, 2018 @ PIT
Putouts by OF, Extra-Inning Game	11, 2x, last: Jon Jay on May 22, 2016 vs. LAD (17 innings)
Putouts by 1B, 9-Inning Game	19, 2x, last: Mike Ivie on August 6, 1975 vs. HOU
Putouts by 1B, Extra-Inning Game	23, Derrel Thomas on June 20, 1978 vs. ATL (10 innings)
Putouts by 2B, 9-Inning Game	9, Tim Lincecum on September 29, 1985 @ ATL
Putouts by 2B, Extra-Inning Game	11, Tadahito Iguchi on April 17, 2008 vs. COL (22 innings)
Putouts by SS, 9-Inning Game	8, Ozzie Smith on July 7, 1979 @ NYM
Putouts by SS, Extra-Inning Game	7, 4x, last: Everth Cabrera on September 16, 2009 vs. ARI (10 innings)
Putouts by 3B, 9-Inning Game	5, 8x, last: Manny Machado on April 9, 2022 @ ARI
Putouts by 3B, Extra-Inning Game	5, Luis Salazar on August 10, 1983 @ HOU (14 innings)
Putouts by C, 9-Inning Game	19, Luis Caspiano on June 12, 2024 vs. OAK
Putouts by C, Extra-Inning Game	22, Ben Davis on June 19, 2001 vs. SF (15 innings)
Putouts by Pitcher, 9-Inning Game	5, 2x, last: Jimmy Jones on April 22, 1988 vs. HOU
Assists by OF, 9-Inning Game	2, many times, last: Jose Pirela on April 3, 2018 vs. COL
Assists by OF, Extra-Inning Game	3, Tony Gwynn on August 27, 1986 vs. NYM
Assists by 1B, 9-Inning Game	5, 4x, last: Jake Cronenworth on June 13, 2023 vs. CLE
Assists by 1B, Extra-Inning Game	5, 2x, last: Dave Magadan on June 5, 2000 @ OAK (10 innings)
Assists by 2B, 9-Inning Game	10, 2x, last: Fernando Gonzalez on June 15, 1979 vs. CHC
Assists by 2B, Extra-Inning Game	13, Mark Loretta on May 7, 2003 @ MON (10 inning)
Assists by SS, 9-Inning Game	12, 2x, last: Ozzie Smith on April 12, 1980 vs. SF
Assists by SS, Extra-Inning Game	11, Ozzie Smith on September 1, 1978 vs. MON
Assists by 3B, 9-Inning Game	9, Kevin Kouzmanoff on September 4, 2008 @ MIL
Assists by 3B, Extra-Inning Game	9, Paul Dade on July 27, 1979 vs. SF (11 innings)
Assists by C, 9-Inning Game	6, Bill Fahey on May 15, 1980 vs. STL
Assists by C, Extra-Inning Game	6, Benito Santiago on May 15, 1989 @ MON (11 innings)
Assists by Pitcher, 9-Inning Game	7, Andrew Cashner on July 23, 2013 vs. LAD
Assists by Pitcher, Extra-Inning Game	7, 2x, last: Randy Jones on June 24, 1975 vs. SF (10 innings)

CLUB DIRECTORY
EXECUTIVES
MANAGER & STAFF
SUPPORT STAFF: ADVISORS & BASEBALL OPERATIONS
PLAYER HEALTH & PERFORMANCE
25 SANDIEGO PADDLES
HISTORY & RECORDS
OPPONENTS
SCOUTING & PLAYER DEVELOPMENT
PETCO PARK
COMMUNITY
MEDIA

HISTORY & RECORDS

SINGLE-INNING RECORDS

Club Batting	
Plate Appearances	17, May 31, 1994 vs. PIT (2nd inning)
Runs Scored	13, 2x, last: May 31, 1994 vs. PIT (2nd inning)
Hits	10, 2x, last: September 12, 2004 @ COL (9th inning)
Doubles	4, 5x, last: June 4, 2018 vs. ATL (5th inning)
Triples	2, 25x, last: September 24, 2023 vs. STL (2nd inning)
Home Runs	4, May 17, 2001 @ NYM (3rd inning)
RBI	13, August 24, 1993 vs. STL (1st inning)
Walks	6, 2x, last: June 28, 2002 @ KC (1st inning)
Stolen Bases	5, 2x, last: October 2, 1999 @ ARI (7th inning)

Club Pitching	
Hits Allowed	10, August 6, 2007 @ STL (5th Inning)
Runs Allowed	13, July 15, 1997 vs. SF (7th Inning)
Earned Runs Allowed	12, July 15, 1997 vs. SF (7th Inning)
Singles Allowed	8, 4x, last: June 2, 2016 vs. SEA (7th inning)
Doubles Allowed	4, 13x, last: April 14, 2023 vs. MIL (1st inning)
Triples Allowed	3, 4x, last: April 9, 2006 vs. COL (5th Inning)
Home Runs Allowed	4, 3x, last: September 29, 2021 @ LAD (8th Inning)
Walks Allowed	7, August 30, 2011 @ LAD (2nd Inning)
Wild Pitches	4, June 28, 1969 vs. LAD (3rd inning)
Pitchers Used	5, 3x, last: September 20, 2012 @ ARI (9th inning)

Club Fielding	
Errors Committed	4, September 15, 1977 vs. ATL (8th inning)
Passed Balls	2, 8x, last: August 7, 2024 @ PIT (6th inning)

Individual Batting	
Hits	2, many times, last: Gary Sanchez on August 2, 2023 @ COL (9th inning)
Singles	2, many times, last: Fernando Tatis Jr. on June 14, 2019 @ COL (9th inning)
Doubles	2, 2x, last: Phil Stephenson on June 4, 1990 vs. HOU (8th inning)
Triples	1, many times
Home Runs	1, many times
RBI	5, Bret Boone on June 26, 2000 @ LAD (2nd inning)
Stolen Bases	3, Wil Myers on August 16, 2017 vs. PHI (4th inning)

Individual Pitching	
Hits Allowed	8, 5x, last: Robbie Erlin on September 8, 2018 @ CIN (2nd inning)
Runs Allowed	9, 2x, last: Brett Tomko on August 9, 2002 @ CIN (1st inning)
Earned Runs Allowed	9, Brett Tomko on August 9, 2002 @ CIN (1st inning)
Singles Allowed	7, 5x, last: Robbie Erlin on September 8, 2018 @ CIN (2nd inning)
Doubles Allowed	4, 8x, last: Michael Wacha on April 14, 2023 vs. MIL (1st inning)
Triples Allowed	3, 2x, last: Tim Scott on May 15, 1997 @ CHC (7th inning)
Home Runs Allowed	4, Craig Stammen on June 9, 2019 vs. WSH (8th inning)
Walks Allowed	6, Tim Stauffer on August 30, 2011 @ LAD (2nd inning)

DOUBLEHEADER RECORDS

Club General	
Padres Players Used, Both Games	41 on May 30, 1977 @ SF
Opposing Players Used, Both Games	43 on September 21, 1988 @ LAD
Players Used by Both Teams, Both Games	75 on September 25, 1986 @ LAD
Longest Games, Innings	30 on September 24, 1971 vs. HOU (G1: 21 innings and G2: 9 innings)
Longest Games, Time	7:39 on September 24, 1971 vs. HOU (G1 at 5:25 and G2 at 2:14)

Club Batting	
Strikeouts	23 on September 2, 2017 vs. LAD (G1: 9 and G2: 14)
Strikeouts, Extra-Inning Games	23, 2x, last: May 8, 1970 @ MON (G1: 11 and G2: 12)
Strikeouts, Both Teams	43 on July 8, 1995 @ HOU (G1: 31 and G2: 12)

Club Pitching	
Strikeouts	26 on May 29, 1971 vs. NYM (G1: 10 and G2: 16)
Strikeouts, Both Teams	43 on July 8, 1995 @ HOU (G1: 31 and G2: 12)
Pitchers Used, Padres	13 on May 30, 1977 @ SF (G1:6 and G2:7)
Pitchers Used, Padres in Extra-Innings	15 on June 16, 1985 @ SF (G1: 5 and G2: 10 in 13 innings)

Individual Batting	
Hits	7, 7x, last: Jurickson Profar on Aug. 2, 2022 vs. COL
Doubles	5, Mike Ivie on May 30, 1977 @ SF
Home Runs	5, Nate Colbert on August 1, 1972 @ ATL
RBI	13, Nate Colbert on August 1, 1972 @ ATL
XBH	5, 3x, last: Sixto Lezcano on July 31, 1982 @ CIN
Total Bases	22, Nate Colbert on August 1, 1972 @ ATL

Individual Pitching	
Won Both Games	Bob Miller on June 23, 1971 vs. HOU
Lost Both Games	Mark Thurmond on June 16, 1985 @ SF
Saves in Both Games	Fernando Rodney on May 11, 2016 @ CHC
Runs Scored in a Loss	14, August 29, 2001 @ STL (14-16)



CONSECUTIVE RECORDS

Club General

Games Won, Overall	14 (June 18-July 2, 1999)
Games Won, Home	12 (May 5-June 4, 2021)
Games Won, Road	8 (April 19-May 14, 2006)
Games Won vs. Any One Club, Home	15 (April 16, 1993-August 12, 1995 vs. STL)
Games Won vs. Any One Club, Road	11 (September 19, 2009-August 11, 2012 @ PIT)
Games Lost, Overall	13 (May 8-21, 1994)
Games Lost, Home	12 (May 22-June 10, 1972)
Games Lost, Road	13 (April 25-May 18, 1971)
Games Lost vs. Any One Club, Home	14 (April 8, 1973-September 26, 1974 vs. LAD)
Games Lost vs. Any One Club, Road	14 (May 4, 1993-May 24, 1995 @ MON)

Club Batting

Hits in One Game, Padres	8, 5x, last: June 28, 2024 @ BOS
Hits in One Game, Opponent	10 (August 6, 2007 @ STL)
Batters Hitting Home Runs, Padres	3, 5x, last: September 18, 2024 vs. HOU (Tatis Jr, Machado, Solano in the 8th inning)
Batters Reaching Base Safely, Opponents	10, 2x, last: August 6, 2007 @ STL

Club Pitching

Shutouts, Won	4 (July 28-31, 1984)
Shutouts vs. One Club	2, 32x, last: September 13-14, 2024 @ SFG
Strikeouts in One Game, Relievers	9, September 12, 2018 @ SEA (José Castillo and Craig Stammen, Trey Wingenter, Robert Stock)
Scoreless Innings Pitched, Padres	40.0, July 28 (7th inning) - August 1 (1st inning), 1984
Scoreless Innings Pitched, Opponents	37.0, July 21-24, 1971
Scoreless Innings Pitched vs. Single Club	31.0, April 22 (4th inning)-July 26 (8th inning), 1988 vs. HOU
Hitless Innings To Start Game	9.0, 2x, last in July 25, 2024 @ WSH (Dylan Cease no-hitter)

Club Fielding

Games Without an Error	16, (April 4-23, 2022)
Games Without an Error to Begin a Season	16, (April 4-23, 2022)
Innings without an Error	170.0, July 28 (8th inning)-August 18 (8th inning), 2021
Most Errorless Games, Single Season	107, 2x, (2023, 2010)
Games With 1+ Error	18 (June 5-22, 1971)
Games with a Double Play, Padres	14 (September 3-17, 2002)
Games with a Double Play, Opponents	18 (May 13-June 2, 1986)

Individual General

Games Played	305, Steve Garvey (1984-1986)
Successful Stolen Base Attempts	28, Everth Cabrera (September 25, 2010 - August 25, 2012)

Individual Batting

Hitting Streak	34 games, Benito Santiago (August 25-October 2, 1987)
Hits Without Making an Out	8, 6x, last: Fernando Tatis Jr. (June 4-6, 2024)
Times Reaching Base Safely (via H, BB and HBP)	13, Brian Giles (June 19-22, 2005)
Games with a Home Run	6, Graig Nettles (August 11-22, 1984)
At Bats with a Home Run, Same Batter	3, 13x, last: Fernando Tatis Jr. (June 25, 2021)
Hits as a Pinch Hitter	6, 2x, last: Brett Wallace (August 23 - September 4, 2015)

Individual Pitching

Winning Decisions, Starter	11, 3x, last: Kevin Brown (May 26-August 5, 1998)
Winning Decisions, Reliever	11, Butch Metzger (September 22, 1975-August 8, 1976)
Losing Decisions	11, Gary Ross (May 4-August 20, 1969)
Complete Games	5, 2x, both Randy Jones in 1976
Winning Decisions vs. Single Club	11, Jake Peavy (September 22, 2004-September 25, 2008 vs. LAD)
Hitless Innings to Start Game	9.0, 2x, last: Dylan Cease (July 25, 2024 @ WSH)
Hitless Innings	14.0, Dylan Cease (July 20-August 12, 2024)
Shutouts	3, 2x, last: Randy Jones (May 6-16, 1980)
Scoreless Innings, Starter	30.0, Randy Jones (1980)
Scoreless Innings, Reliever	33.0, Cla Meredith (2006)
Strikeouts	9, Jake Peavy (April 25, 2007)
Batters Retired	28, 3x, last: Blake Snell (August 31-September 7, 2021)
Batters Retired, Single Game	25, Bob Shirley (April 22, 1977 @ HOU)
Walkless Innings	68.0, Randy Jones (May 17-June 22, 1976)

HISTORY & RECORDS

CONSECUTIVE RECORDS

Longest Hitting Streak

Rank	Player	Games	Year
1	Benito Santiago	34	1987
2	John Flaherty	27	1996
3	Tony Gwynn	25	1983
4	Bip Roberts	23	1994
5	Bobby Brown	21	1983
	Steve Finley		1996
7	Tony Gwynn	20	1997
8	Tony Gwynn	19	1997
	Tony Fernandez	19	1992
10	Eric Owens	18	1999
	Tony Gwynn	18	1988
	Chris James	18	1989
	Gary Sheffield	18	1992

Longest Winning Streaks

Rank	Games	Dates	Year
1	14	June 18-July 2, 1999	1987
2	11	June 7-19, 1998	1996
	11	April 14-27, 1982	1983
4	10	July 25-August 4, 1978	1994
	10	May 15-May 25, 2009	1983
6	9	April 30-May 8, 2006	1996
	9	May 4-May 23, 2021	2021

ROOKIE BATTING RECORDS

Games		
1	Ozzie Smith	1978 159
2	Jackson Merrill	2024 156
3	Bill Almon	1977 155
	Yonder Alonso	2012 155
5	Dave Campbell	1970 154

AVG		
1	Benito Santiago	1987 .300
2	Jackson Merrill	2024 .292
3	Juan Bonilla	1981 .290
4	Gene Richards	1977 .290
5	Josh Barfield	2006 .280

OBP		
1	Gene Richards	1977 .363
2	Khalil Greene	2004 .349
3	Yonder Alonso	2012 .348
4	Carmelo Martinez	1984 .340
5	Juan Bonilla	1981 .337

SLG		
1	Jackson Merrill	2024 .500
2	Benito Santiago	1987 .467
3	Kevin Kouzmanoff	2007 .457
4	Khalil Greene	2004 .446
5	Jedd Gyorko	2013 .444

Hits		
1	Benito Santiago	1987 164
2	Jackson Merrill	2024 162
3	Bill Almon	1977 160
4	Gene Richards	1977 152
	Ozzie Smith	1978 152

Doubles		
1	Yonder Alonso	2012 39
2	Benito Santiago	1987 33
3	Josh Barfield	2006 32
4	Khalil Greene	2004 31
	Jackson Merrill	2024 31

Triples		
1	Bill Almon	1977 11
	Gene Richards	1977 11
3	Everth Cabrera	2009 8
4	Cito Gaston	1969 7
	Stan Jefferson	1987 7
	Jerry Morales	1972 7
	Luis Salazar	1980 7
	Manuel Margot	2017 7

Home Runs		
1	Hunter Renfro	2017 26
2	Jackson Merrill	2024 24
3	Jedd Gyorko	2013 23
4	Fernando Tatis Jr.	2019 22
5	Ryan Schimpf	2016 20
	Christian Villanueva	2018 20

RBI		
1	Jackson Merrill	2024 90
2	Benito Santiago	1987 79
3	Kevin Kouzmanoff	2007 74
4	Carmelo Martinez	1984 66
5	Khalil Green	2004 65

Runs Scored		
1	Roberto Alomar	1988 84
2	Gene Richards	1977 79
3	Jackson Merrill	2024 77
4	Ricky Gutierrez	1993 76
5	Bill Almon	1977 75

AB		
1	Bill Almon	1977 613
2	Ozzie Smith	1978 590
3	Dave Campbell	1970 581
4	Jackson Merrill	2024 554
5	Enzo Hernandez	1971 549
	Yonder Alonso	2012 549

BB		
1	Carmelo Martinez	1984 68
2	Yonder Alonso	2012 62
3	Gene Richards	1977 60
4	Enzo Hernandez	1971 54
5	Khalil Greene	2004 53

SO		
1	Hunter Renfro	2017 140
2	Jedd Gyorko	2013 123
3	Cito Gaston	1969 117
4	Dave Campbell	1970 115
5	Bill Almon	1977 114

SB		
1	Gene Richards	1977 56
2	Ozzie Smith	1978 40
3	Stan Jefferson	1987 34
4	Alan Wiggins	1982 33
5	Travis Jankowski	2016 30

All club records are only in seasons with at least 162 games played

HISTORY & RECORDS

ROOKIE PITCHING RECORDS

Wins			
1	Bob Shirley	1977	12
2	Butch Metzger	1976	11
3	Matt Clement	1999	10
	Eric Show	1982	10
5	11 tied with		9

Losses			
1	Clay Kirby	1969	20
2	Steve Arlin	1971	19
3	Bob Shirley	1977	18
4	Bill Greif	1972	16
5	Joe McIntosh	1975	15

Winning Percentage			
1	Butch Metzger	1976	.733
2	Eric Show	1982	.625
3	Joey Hamilton	1994	.600
4	Jimmy Jones	1987	.563
	Chris Paddack	2019	.563

Appearances			
1	Butch Metzger	1976	77
2	Larry Hardy	1974	76
3	Akinori Otsuka	2004	73
4	Luke Gregerson	2009	72
5	Kevin Walker	2000	70

Games Started			
1	Clay Kirby	1969	35
	Bob Shirley	1977	35
3	Steve Arlin	1971	34
4	Matt Clement	1999	31
	Dave Freisleben	1974	31

Complete Games			
1	Steve Arlin	1971	10
2	Dave Freisleben	1974	6
	Randy Jones	1973	6
4	Dan Spillner	1974	5
5	Four tied with		4

Shutouts			
1	Steve Arlin	1971	4
2	Eight tied with		2

Saves			
1	Butch Metzger	1976	16
2	Luis DeLeon	1982	15
3	Al Severinsen	1971	8
4	Dale Thayer	2012	7
5	Frank Reberger	1969	6
	Greg Harris	1989	6
	Kevin Quackenbush	2014	6

IP			
1	Steve Arlin	1971	227.2
2	Clay Kirby	1969	215.2
3	Bob Shirley	1977	214.0
4	Dave Freisleben	1974	211.2
5	Al Santorini	1969	184.2

ERA			
1	Steve Arlin	1971	3.48
2	Dave Freisleben	1974	3.66
3	Joe McIntosh	1975	3.69
4	Bob Shirley	1977	3.70
5	Chris Welsh	1981	3.78

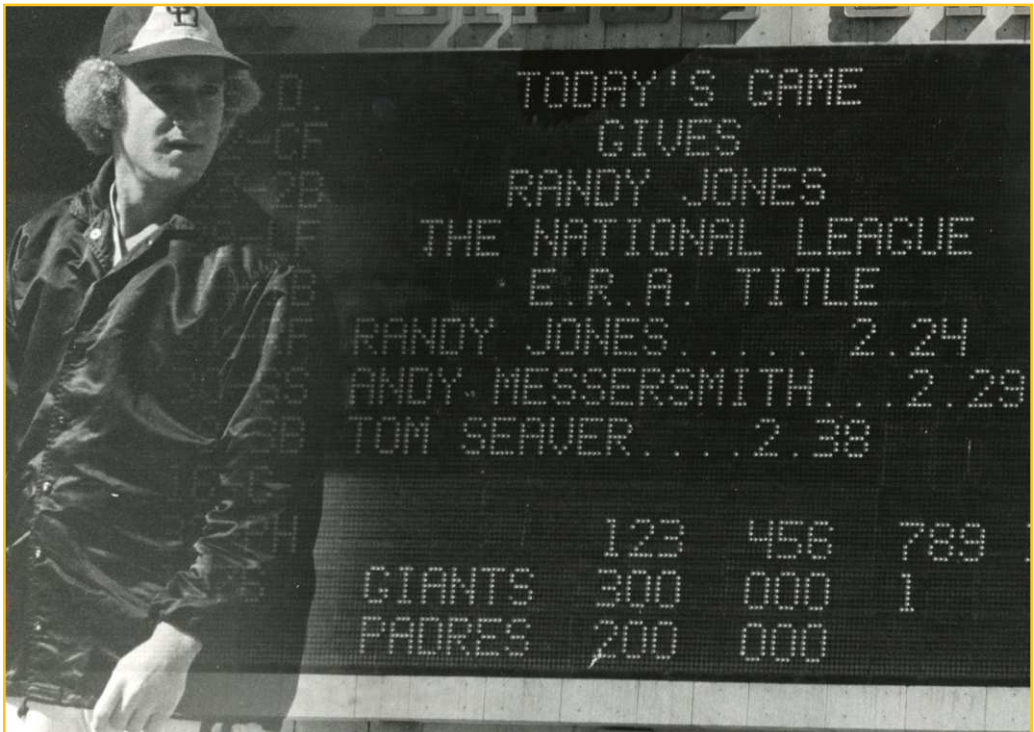
SO			
1	Steve Arlin	1971	156
2	Cory Luebke	2011	154
3	Chris Paddack	2019	153
4	Bob Shirley	1977	146
5	Joey Lucchesi	2018	145

BB			
1	Dave Freisleben	1974	112
2	Steve Arlin	1971	103
3	Clay Kirby	1969	100
	Bob Shirley	1977	100
5	Matt Clement	1999	86

Opponent AVG			
1	Dave Freisleben	1974	.242
2	Steve Arlin	1971	.244
3	Clay Kirby	1969	.252
4	Bob Shirley	1977	.259
5	Dave Roberts	1970	.261

SO/9			
1	Matt Clement	1999	6.73
2	Steve Arlin	1971	6.17
3	Bob Shirley	1977	6.14
4	Mike Caldwell	1972	5.61
5	Dave Freisleben	1974	5.53

Min. 162.0 IP for SO/9, ERA and Opponents AVG.
Min. 15 decisions for Winning Percentage



HISTORY & RECORDS

BATTING RECORDS BY POSITION

Games			
C	Benito Santiago	1991	151
1B	Steve Garvey	1985	162
2B	Roberto Alomar	1989	157
	Alan Wiggins	1984	157
3B	Chase Headley	2012	159
SS	Freddy Galvis	2018	160
OF	Brian Giles	2004	159
	Tony Gwynn	1986	159

Batting AVG			
C	Terry Kennedy	1981	.303
1B	Wally Joyner	1997	.324
2B	Mark Loretta	2004	.335
3B	Gary Sheffield	1992	.330
SS	Fernando Tatis Jr.	2019	.317
OF	Tony Gwynn	1994	.396

OBP			
C	Gene Tenace	1977	.448
1B	Jack Clark	1990	.438
2B	Mark Loretta	2004	.391
3B	Ken Caminiti	1996	.409
SS	Fernando Tatis Jr.	2019	.379
OF	Tony Gwynn	1994	.456

SLG			
C	Mike Piazza	2006	.514
1B	Fred McGriff	1992	.557
2B	Mark Loretta	2004	.495
3B	Ken Caminiti	1996	.623
SS	Fernando Tatis Jr.	2021	.611
OF	Greg Vaughn	1998	.590

Hits			
C	Benito Santiago	1987	164
1B	Steve Garvey	1985	184
2B	Mark Loretta	2004	208
3B	Gary Sheffield	1992	183
SS	Tony Fernandez	1992	171
OF	Tony Gwynn	1987	217

Doubles			
C	Terry Kennedy	1982	40
1B	Adrian Gonzalez	2007	46
2B	Mark Loretta	2004	47
3B	Ken Caminiti	1996	37
SS	Khalil Greene	2007	44
OF	Tony Gwynn	1997	48

Triples			
C	Nick Hundley	2011	5
	Benito Santiago	1990	5
1B	Ryan Klesko	2001	6
	Steve Garvey	1985	6
2B	Jeff Gardner	1993	7
	Alan Wiggins	1984	7
3B	Sean Burroughs	2003	6
	Luis Salazar	1980	6
SS	Bill Almon	1977	11
OF	Tony Gwynn	1987	13
	Dave Roberts	2006	13

HR			
C	Mike Piazza	2006	20
1B	Adrian Gonzalez	2009	39
2B	Jedd Gyorko	2013	23
3B	Phil Nevin	2001	41
SS	Fernando Tatis Jr.	2021	42
OF	Greg Vaughn	1998	50

RBI			
C	Terry Kennedy	1983	93
1B	Adrian Gonzalez	2008	119
2B	Mark Loretta	2004	76
3B	Ken Caminiti	1996	130
SS	Khalil Greene	2007	97
	Fernando Tatis Jr.	2021	97

Runs Scored			
C	Terry Kennedy	1982	70
1B	Ryan Klesko	2001	105
2B	Mark Loretta	2004	108
3B	Ken Caminiti	1996	109
SS	Fernando Tatis Jr.	2021	99
OF	Steve Finley	1996	124

AB			
C	Benito Santiago	1991	577
1B	Steve Garvey	1985	654
2B	Roberto Alomar	1989	622
3B	Kevin Kouzmanoff	2008	624
SS	Tony Fernandez	1992	622
OF	Steve Finley	1996	653

BB			
C	Gene Tenace	1977	88
1B	Jack Clark	1989	120
2B	Quilvio Veras	1998	83
3B	Chase Headley	2012	86
SS	Ozzie Smith	1980	71
OF	Juan Soto	2023	123

SO			
C	Derek Norris	2016	135
1B	Wil Myers	2017	180
2B	Damian Jackson	2001	124
3B	Chase Headley	2012	155
SS	Fernando Tatis Jr.	2021	153
OF	Mike Cameron	2007	160

SB			
C	Benito Santiago	1987	21
1B	Alan Wiggins	1983	28
	Wil Myers	2016	28
2B	Alan Wiggins	1984	68
3B	Luis Salazar	1982	29
SS	Ozzie Smith	1980	57
OF	Gene Richards	1980	61

CLUB DIRECTORY
EXECUTIVES
MANAGER & STAFF
SUPPORT STAFF ADVISORS & BASEBALL OPERATIONS
PLAYER HEALTH & PERFORMANCE
25 SANDIEGO PADRES
HISTORY & RECORDS
OPPONENTS
SCOUTING & PLAYER DEVELOPMENT
PETCO PARK
COMMUNITY
MEDIA

HISTORY & RECORDS



RELIEF PITCHING RECORDS

Wins		
1	Butch Metzger	1976 11
	Rollie Fingers	1980 11
3	Goose Gossage	1984 10
	Dan Miceli	1998 10
5	Seven tied with	9

Losses		
1	Rollie Fingers	1978 13
2	Gary Lucas	1982 10
	Lance McCullers	1987 10
	Mark Davis	1988 10
5	Three tied with	9

Winning Percentage		
1	Scott Linebrink	2005 .889
2	Kevin Walker	2000 .875
	Rudy Seanez	2005 .875
4	Mark Grant	1989 .800
5	Two tied with	.778

Appearances		
1	Craig Lefferts	1986 83
2	Brad Hand	2016 82
3	Heath Bell	2007 81
4	Luke Gregerson	2010 80
	Cla Meredith	2007 80

IP			
1	Rollie Fingers	1977	132.1
2	Butch Metzger	1976	123.1
	Lance McCullers	1987	123.1
4	Dan Spillner	1977	123.0
5	Greg Harris	1990	117.1

ERA			
1	Cla Meredith	2006	1.07
2	Kirby Yates	2019	1.19
3	Josh Hader	2023	1.28
4	Bob Miller	1971	1.41
5	Trevor Hoffman	1998	1.48

SO			
1	Lance McCullers	1987	126
2	Rollie Fingers	1977	113
3	Trevor Hoffman	1996	111
	Trevor Hoffman	1997	111
	Brad Hand	2016	111

BB			
1	Dan Spillner	1977	60
2	Lance McCullers	1987	59
3	John D'Acquisto	1979	57
4	Lance McCullers	1988	55
5	Butch Metzger	1976	52

Opponent AVG			
1	Tim Worrell	1996	.137
2	Joaquin Benoit	2014	.151
3	Mike Adams	2011	.155
4	Austin Adams	2021	.159
5	Joaquin Benoit	2015	.159

SO/9			
1	Kirby Yates	2019	14.98
2	Kirby Yates	2017	14.07
3	Jeremiah Estrada	2024	13.87
4	Josh Hader	2023	13.58
5	Craig Kimbrel	2015	13.20

HISTORY & RECORDS

LAST TIME IT HAPPENED

Batting

Hit For the Cycle	Jake Cronenworth (July 16, 2021 @ WSH)
Hit For the Cycle, Opponent	Eduardo Escobar (June 6, 2022 vs. NYM)
Inside-the-Park Home Run	Jake Cronenworth (August 17, 2021 @ COL, 7th inning, off German Marquez)
Inside-the-Park Home Run, Opponent	Jordan Luplow (June 21, 2022 @ ARI, 3rd inning, off Sean Manaea)
Home Runs from Both Sides of the Plate	Yangervis Solarte (May 27, 2016 vs. ARI)
Two Home Runs, Single Game	Manny Machado (September 18, 2024 vs. SFG)
Three Home Runs, Single Game	Fernando Tatis Jr. (June 25, 2021 vs. ARI)
Leadoff Home Run	Luis Arraez (August 23, 2024 vs. NYM, off Paul Blackburn)
Grand Slam	Kyle Higashioka (June 26 vs. WSH, 8th inning, off Tanner Rainey)
Grand Slam, Opponent	Parker Meadows (September 5, 2024 vs. DET, 9th inning, off Robert Suarez)
Pinch-Hit Grand Slam	Hunter Renfro (May 5, 2019 vs. LAD, 9th inning, off Kenley Jansen)
Pinch-Hit Grand Slam, Opponent	Pat Valaika (September 16, 2017 @ COL, 7th inning, off Cory Mazzoni)
Two Grand Slams in Single Game, Opponent	Moises Alou (1st inning) and Gary Sheffield (5th inning), April 28, 1997 @ FL
Grand Slam by Pitcher	Daniel Camarena (July 8, 2021 vs. WSH, 4th inning, off Max Scherzer)
Walk-Off Home Run	Jackson Merrill (August 25, 2024 vs. NYM, 9th inning, off Edwin Díaz)
Home Run by Pitcher	Ryan Weathers (July 24, 2021 @ MIA, 3rd inning, off Braxton Garrett)
Home Run by Pitcher, Opponent	Logan Webb (October 3, 2021 @ SF), 5th inning off Nabil Crismatt)
Back-to-Back Home Runs	Kyle Higashioka, Brandon Lockridge (September 28, 2024 @ ARI, 9th inning, off A.J. Puk)
Back-to-Back-to-Back Home Runs	Fernando Tatis Jr., Manny Machado, Donovan Solano (September 18, 2024 vs. HOU)
Back-to-Back-to-Back Home Runs to Start a Game	Marvell Wynne, Tony Gwynn and John Kruk (April 13, 1987 vs. SF)
Four Home Runs, Single Inning	May 17, 2001 at New York-NL (3rd inning)
Three Players with Four-or-More Hits	Carlos Asuaje, Jose Pirela, Matt Szczur (July 21, 2017 @ SF)
Five Hits, Single Game	Jake Cronenworth (June 21, 2024 vs. MIL)
Six Hits, Single Game	Adrian Gonzalez (August 11, 2009 @ MIL)
Six RBI, Single Game	Kyle Higashioka (June 26, 2024 vs. WSH)
Seven RBI, Single Game	Wil Myers (July 16, 2021 @ WSH)
Three-or-More Steals, Single Game	Ha-Seong Kim, 3, (September 8, 2023 @ HOU)
Two-Hits, Single Inning	Luis Arraez, Jake Cronenworth and Jurickson Profar (May 31, 2024 @ KC, 8th inning)
Two-Singles, Single Inning	Luis Arraez and Jurickson Profar (May 31, 2024 @ KC, 8th inning)
Two Doubles, Single Inning	Phil Stephenson (June 4, 1990 vs. HOU, 8th inning)
Two Triples, Single Inning	Never
Two Home Runs, Single Inning	Never
Five RBI, Single Inning	Bret Boone (June 26, 2000 @ LAD, 2nd inning)
Five Strikeouts, Single Game	Chase Headley (June 7, 2009 vs. ARI, 18 innings)
10-or-More Runs, Single Inning	10 (April 12, 2010 vs. ATL, 4th inning)

Pitching

No-Hitter	Dylan Cease (July 25, 2024 @ WSH)
No-Hitter, Opponent	Tyler Gilbert (August 14, 2021 @ ARI)
No-Hitter, Petco Park	Tim Lincecum (July 13, 2013 vs. SF)
One-Hitter	Dylan Cease, Jeremiah Estrada and Yuki Matsui (July 20, 2024 @ CLE)
One-Hitter, Opponent	Max Scherzer and Justin Bruhl (September 12, 2021 @ LAD)
Two Consecutive Complete Games	May 26, 2005 @ ARI (Jake Peavy) and May 27, 2005 @ SF (Brian Lawrence)
Three Consecutive Complete Games	September 24-25, 1988 vs. HOU and September 26-27, 1988 vs. LAD (4 complete games)
Back-to-Back Shutouts	September 13, 2024 @ SFG and September 14, 2024 @SFG
Back-to-Back-to-Back Shutouts	April 23-24, 1988 vs. HOU and April 26, 1988 vs. STL
Back-to-Back-to-Back-to-Back Shutouts	July 28-29, 1984 vs. HOU and July 30-31, 1984 vs. LAD
Back-to-Back Complete Games	May 26, 2005 @ ARI (Jake Peavy) and May 27, 2005 @ SF (Brian Lawrence)
Back-to-Back Complete Game Shutouts	August 14-16, 1998 vs. MIL, Sterling Hitchcock and Kevin Brown

HISTORY & RECORDS

LAST TIME IT HAPPENED

Defensive

Triple Play	September 25, 2024 @ LAD, turned by Manny Machado (3B), Jake Cronenworth (2B) and Donovan Solano (1B).
Triple Play, Opponent	August 7, 2016 vs. PHI (Jabari Blash in the 7th)
Committed Four Errors	June 21, 2024 vs. MIL
Committed Five Errors	May 17, 2002 vs. NYM
Committed Six Errors	June 1, 1990 vs. ATL
Turned Five Double Plays	July 3, 2018 @ OAK
Turned Six Double Plays	August 28, 2016 @ MIA

Baserunning

Straight Steal of Home	Melvin Upton Jr. (June 3, 2016 vs. COL)
Straight Steal of Home, Opponent	Elvis Andrus (September 1, 2015 vs. TEX)
Steal of Home in a Double Steal	Manuel Margot (July 13, 2019 vs. ATL)
Steal of Home in a Double Steal, Opponent	Josh Rojas (April 4, 2023 vs. ARI)
Stolen Base by a Pitcher	Tyson Ross (July 1, 2018 vs. PIT)
Stolen Base by a Pitcher, Opponent	Shohei Ohtani (August 14, 2018 vs. LAA)

All-Time Triple Plays Turned by San Diego (9)

Date	Opponent	Batter	Inn.	Players Involved
August 13, 1969	vs. CHC	Williams	1	J. Niekro (P) to Dean (SS)
August 1, 1971	vs. ATL	Brown	7	Mason (2B) to Colbert (1B) to Hernandez (SS)
June 4, 1972	vs. CHC	Hundley	9	Robles (SS) to Thomas (2B) to Colbert (1B)
April 11, 1978	@ ATL	P. Niekro	2	Almon (3B) to Thomas (2B) to Richards (1B)
July 31, 1983	vs. ATL	Hubbard	4	Templeton (SS) to Flannery (2B) to Bevacqua (1B)
April 9, 1989	@ HOU	Caminiti	8	Salazar (3B) to Alomar (2B) to Clark (1B) to Parent (C)
May 19, 1997	@ CIN	Taubensee	1	Ashby (P) to Gomez (SS) to Cianfrocco (1B)
June 10, 2010 (G2)	@ NYM	Tejada	2	Headley (3B) to Zawadzki (2B) to Gonzalez (1B)
September 25, 2024	@ LAD	Rojas	9	Machado (3B) to Cronenworth (2B) to Solano (1B)



HISTORY & RECORDS

ALL-TIME ROSTER (1969-2024)

Through the end of the 2024 season, 1,162 players have appeared in at least one game for the Padres.

A (54)

Abner, Shawn (1987-91)
Abrams, CJ (2022)
Acosta, Ed (1971-72)
Adam, Jason (2024-)
Adams, Austin (2020-22)
Adams, Mike (2008-11)
Adkins, Jon (2006)
Ahmed, Nick (2024)
Alcántara, Sergio (2022)
Aldrete, Mike (1991)
Alexander, Manny (2005-06)
Alfaro, Jorge (2022)
Alfonzo, Eliezer (2009)
Allen, Austin (2019)
Allen, Dusty (2000)
Allen, Greg (2020)
Allen, Logan (2019)
Almanzar, Carlos (1999-2000)
Almon, Bill (1974-79)
Almonte, Abraham (2014-15, 2020)
Alomar, Roberto (1988-90)
Alomar Jr., Sandy (1988-89)
Alonso, Yonder (2012-15)
Alou, Matty (1974)
Altavilla, Dan (2020-21)
Alvarez, Gabe (2000)
Alvarez, R.J. (2014)
Amarista, Alexi (2012-16)
Ambres, Chip (2008)
Ambriz, Hector (2014)
Andersen, Larry (1991-92)
Anderson, Dwain (1973)
Anderson, Shaun (2021)
Andreoli, John (2021)
Antonelli, Matt (2008-10)
Arcia, Jose (1969-70)
Arcia, Oswaldo (2016)
Arias, Alex (2001)
Arias, George (1997-99)
Arlin, Steve (1969-74)
Armstrong, Mike (1980-81)
Arraez, Luis (2024-)
Arrieta, Jake (2021)
Asadoor, Randy (1986)
Ashby, Andy (1993-99, 2004)
Ashford, Tucker (1976-78)
Astacio, Pedro (2005)
Asuaje, Carlos (2016-18)
Aurilia, Rich (2004)
Ausmus, Brad (1993-96)
Avila, Pedro (2019-24)
Aybar, Erick (2017)
Azocar, José (2022-24)
Azocar, Oscar (1991-92)

B (95)

Baek, Cha Seung (2008-09)
Baerga, Carlos (1999)
Baez, Michel (2020-23)
Baker, Chuck (1978, 1980)

Baker, John (2012-13)
Baldschun, Jack (1969-70)
Banks, Josh (2008-09)
Bard, Josh (2006-08)
Barfield, Josh (2006)
Barker, Kevin (2002)
Barlow, Scott (2023)
Barmes, Clint (2015)
Barrett, Marty (1991)
Barrett, Michael (2007-08)
Bartlett, Jason (2011-12)
Barton, Bob (1970-72, 1974)
Bass, Anthony (2011-13)
Bass, Randy (1980-82)
Batchelor, Rich (1997)
Batten, Matthew (2022-24)
Baumann, Buddy (2016-18)
Baxter, Mike (2010)
Bay, Jason (2003)
Beamon, Trey (1997)
Bean, Billy (1993-95)
Beaty, Matt (2022)
Beck, Rod (2003-04)
Beckert, Glenn (1974-75)
Bednar, David (2019-2020)
Bell, Derek (1993-94)
Bell, Heath (2007-11)
Bell, Josh (2022)
Bellhorn, Mark (2006)
Benes, Andy (1989-95)
Benoit, Joaquin (2014-15)
Bennett, Gary (2003)
Bergman, Sean (1996-97)
Bernal, Victor (1977)
Berumen, Andres (1995-96)
Beswick, Jim (1978)
Bethancourt, Christian (2016-17)
Bevacqua, Kurt (1979-80, 1982-85)
Bilardello, Dann (1991-92)
Blair, Dennis (1980)
Blair, Willie (1995-96)
Blanco, Henry (2009)
Blanks, Kyle (2009-14)
Blash, Jabari (2016-17)
Blefary, Curt (1972)
Blum, Geoff (2005, 2006-07)
Bocachica, Hiram (2007)
Bochtler, Doug (1995-97)
Bochy, Bruce (1983-87)
Boehringer, Brian (1998-2000)
Bogaerts, Xander (2023-)
Bolaños, Ronald (2019-20)
Bones, Ricky (1991)
Bonilla, Juan (1981-83)
Booker, Greg (1983-89)
Boone, Bret (2000)
Boone, Dan (1981-82)
Bowen, Rob (2006-07)
Boxberger, Brad (2012-13)
Boyd, Jason (2002)
Boyer, Blaine (2014)

Brach, Brad (2011-13)
Bradley, Milton (2007)
Bragg, Darren (2004)
Branyan, Russell (2006-07)
Bravo, Angel (1971)
Brazelton, Dewon (2006)
Breslow, Craig (2005)
Brewer, Colten (2018)
Briggs, Dan (1979)
Brito, Jhony (2024-)
Brocail, Doug (1992-94, 2007)
Brower, Jim (2006)
Brown, Bobby (1983-85)
Brown, Emil (1987-88)
Brown, Eric (2001)
Brown, Jarvis (1993)
Brown, Kevin (1998)
Brown, Ollie (1969-72)
Bruske, Jim (1997, 1998)
Buchanan, Brian (2002-04)
Buchter, Ryan (2016-17)
Buckner, Billy (2014)
Bumbry, Al (1985)
Burke, Chris (2009)
Burke, Greg (2009)
Burns, Cory (2012)
Burroughs, Sean (2002-05)
Burrows, Terry (1997)
Byers, Randell (1987-88)
Bynum, Mike (2002-04)

C (87)


Cabrera, Everth (2009-14)
Cahill, Trevor (2017)
Caldwell, Mike (1971-73)
Cameron, Kevin (2007-08)
Camarena, Daniel (2021-24)
Cameron, Mike (2006-07)
Caminiti, Ken (1995-98)
Campbell, Dave (1970-73)
Campbell, Mike (1994)
Campos, Leonel (2014-16)
Camposano, Luis (2020-)
Cannizzaro, Chris (1969-71, 1974)
Canó, Robinson (2022)
Cantu, Jorge (2011)
Capps, Carter (2017)
Cardona, Javier (2002)
Caratini, Victor (2021)
Carlin, Luke (2008)
Carlton, Drew (2023-24)
Carlyle, Buddy (1999-2000)
Carpenter, Andrew (2011)
Carpenter, Matt (2023)
Carrillo, Cesar (2009-10)
Carter, Joe (1990)
Cash, Dave (1980)
Cashner, Andrew (2012-16)
Cassel, Jack (2007)
Cassidy, Scott (2005-06)
Castilla, Vinny (2006)

Castillo, Ivan (2021)
Castillo, José (2018-23)
Castillo, Tony (1978)
Castro, Jason (2020)
Cease, Dylan (2024-)
Cedeno, Andujar (1995-96)
Cedeno, Ronny (2013)
Chacin, Jhoulys (2017)
Champion, Mike (1976-78)
Chiffer, Floyd (1982-84)
Choi, Ji-Man (2023)
Cianfrocco, Archi (1993-98)
Cimber, Adam (2018)
Ciriaco, Pedro (2013)
Cirillo, Jeff (2004)
Clark, Brady (2007)
Clark, Jack (1989-90)
Clark, Jerald (1988-92)
Clark, Jermaine (2003)
Clark, Phil (1993-95)
Clark, Tony (2008)
Clarke, Horace (1974)
Clemens, Paul (2016)
Clement, Matt (1998-2000)
Clements, Pat (1989-92)
Clevinger, Mike (2020-22)
Colangelo, Mike (2001)
Colbert, Nate (1969-74)
Coleman, Dusty (2017)
Comstock, Keith (1987-88)
Condrey, Clay (2002-03)
Conrad, Brooks (2014)
Coolbaugh, Scott (1991)
Coombs, Danny (1970-71)
Cooper, Garrett (2023)
Cora, Joey (1987, 1989-90)
Cordero, Franchy (2017-20)
Córdoba, Allen (2017)
Corey, Bryan (2008)
Corkins, Mike (1969-74)
Corrales, Pat (1972-73)
Correia, Kevin (2009-10)
Cosart, Jarred (2016-17)
Cosgrove, Tom (2023-)
Costello, John (1991)
Couchee, Mike (1983)
Crabbe, Callix (2008)
Crespo, Cesar (2001-02)
Crisnacht, Nabil (2021-23)
Cronenworth, Jake (2020-)
Cruz, Deivi (2002)
Cruz Jr, Jose (2007)
Cruz, Nelson (2023)
Cunnane, Will (1997-2000)
Cunningham, Aaron (2010-11)
Curtis, John (1980-82)
Cust, Jack (2006)
Cyr, Eric (2002)

D (52)

D'Acquisto, John (1977-80)
d'Arnaud, Chase (2017)

HISTORY & RECORDS



Dade, Paul (1979-80)
 Dahl, David (2023)
 Darnell, James (2011-12)
 Darr, Mike (1999-2001)
 Darvish, Yu (2021-)
 Dasenzo, Doug (1996)
 DaVano, Jerry (1969)
 Davey, Tom (2000-02)
 Davies, Zach (2020)
 Davis, Austin (2024-)
 Davis, Ben (1998-01)
 Davis, Bill (1969)
 Davis, Bob (1973, 1975-78)
 Davis, Jerry (1983, 1985)
 Davis, John (1990)
 Davis, Mark (1987-89, 1993-94)
 Davis, Storm (1987)
 Davis, Willie (1976)
 Deago, Roger (2003)
 Decker, Cody (2015)
 Dean, Tommy (1969-71)
 Decker, Jaff (2013)
 Decker, Marty (1983)
 Deduno, Samuel (2011)
 Deer, Rob (1996)
 De Haan, Kory (2000-02)
 De La Cruz, Eulogio (2009)
 DeLeon, Luis (1982-85)
 De Los Santos, Enyel (2024)
 Denorfia, Chris (2010-2014)
 DeWitt, Matt (2002)
 Deshaies, Jim (1992)
 Despaigne, Odrisamer (2014-15)
 Detwiler, Ross (2021)

Díaz, Elias (2024-)
 Díaz, Miguel (2017-2021)
 Dickerson, Alex (2015-19)
 Dilone, Miguel (1985)
 Dishman, Glenn (1995-96)
 Dixon, Brandon (2022-23)
 Dobson, Pat (1970)
 Dominguez, Jose (2016)
 Dorsett, Brian (1991)
 Doyle, Paul (1970)
 Dravecky, Dave (1982-87)
 Drury, Brandon (2022)
 Dukes, Tom (1969-70)
 Dunne, Mike (1990)
 Dupree, Mike (1976)
 Durango, Luis (2009-10)

E (24)

Eaton, Adam (2000-05)
 Eckstein, David (2009-10)
 Edmonds, Jim (2008)
 Edwards, Dave (1981-82)
 Edwards, Jon (2015)
 Edwards Jr., Carl (2019, 2024)
 Eichelberger, Juan (1978-82)
 Eiland, David (1992-93)
 Ekstrom, Mike (2008-09)
 Elliott, Donnie (1994-95)
 Elliott, Randy (1972, 1974)
 Ellis, A.J. (2018)
 Embree, Alan (2002, 2006)
 Engel, Adam (2023)
 Ensberg, Morgan (2007)
 Erdos, Todd (1997, 2000)

Erlin, Robbie (2013-19)
 Esch, Jake (2017)
 Espada, Jose (2023)
 Estes, Shawn (2006, 2008)
 Estrada, Jeremiah (2024-)
 Ettles, Mark (1993)
 Evans, Barry (1978-81)
 Everitt, Leon (1969)

F (30)

Fahey, Bill (1979-80)
 Falkenberg, Brian (2005, 2008)
 Falu, Irving (2014)
 Faries, Paul (1990-92)
 Fernandez, Tony (1991-92)
 Ferrara, Al (1969-71)
 Fick, Robert (2004-05)
 Fikac, Jeremy (2001-2002)
 Fingers, Rollie (1977-80)
 Finley, Steve (1995-98)
 Fiore, Mike (1972)
 Fireovid, Steve (1981, 1983)
 Flaherty, John (1996-97)
 Flannery, Tim (1979-89)
 Florie, Bryce (1994-96)
 Floyd, Cliff (2009)
 Folkers, Rich (1975-76)
 Forsythe, Logan (2011-13)
 Foster, Alan (1975-76)
 France, Ty (2019-2020)
 Francoeur, Jeff (2014)
 Franklin, Jay (1971)
 Frazier, Adam (2021)
 Freisleben, Dave (1974-78)

Friedrich, Christian (2016-17)
 Frieri, Ernesto (2009-12)
 Frisella, Danny (1975)
 Fuentes, Reymond (2013)
 Fuentes, Tito (1975-76)
 Fulchino, Jeff (2011)

G (66)

Gale, Rocky (2015-2017)
 Gallagher, Sean (2009-10)
 Galvis, Freddy (2018)
 Gamble, Oscar (1978)
 Gamel, Ben (2023)
 Gant, Ron (2002)
 Garces, Frank (2014-16)
 Garcia, Carlos (1999)
 Garcia, Greg (2019-2020)
 Garcia, Jesse (2005)
 García, Luis (2022-23)
 Garcia, Ralph (1972, 1974)
 Gardner, Jeff (1992-93)
 Gardner, Wes (1991)
 Garland, Jon (2010)
 Garvey, Steve (1983-87)
 Gaspar, Rod (1971, 1974)
 Gaston, Clarence (1969-74)
 Gaudin, Chad (2009)
 Geer, Josh (2008-09)
 Geren, Bob (1993)
 Gerhardt, Rusty (1974)
 Germano, Justin (2003-05, 2007-08)
 Gerut, Jody (2008-09)
 Giles, Brian (2003-09)
 Giles, Marcus (2007)

HISTORY & RECORDS

ALL-TIME ROSTER (1969-2024)


Gillaspie, Logan (2024-)	
Giovanolta, Ed (1998-99)	
Goddard, Joe (1972)	
Goebbert, Jake (2014)	
Gomez, Chris (1996-2001)	
Gomez, Pat (1993)	
Gonzalez, Adrian (2006-10)	
Gonzalez, Alberto (2011)	
Gonzalez, Alex (2004)	
Gonzalez, Edgar (2008-09)	
Gonzalez, Enrique (2008)	
Gonzalez, Fernando (1978-79)	
Gonzalez, Tony (1969)	
Gonzalez, Wiki (1999-2003)	
Gore, MacKenzie (2022)	
Gorman, Tom (1987)	
Gossage, Rich (1984-87)	
Grandal, Yasmani (2012-14)	
Grant, Mark (1987-90)	
Green, Gary (1986, 1989)	
Greene, Khalil (2003-08)	
Greer, Brian (1977, 1979)	
Gregerson, Luke (2009-13)	
Greif, Bill (1972-76)	
Griffin, Mike (1982)	
Griffin, Tom (1976-77)	
Grisham, Trent (2020-23)	
Grubb, John (1972-76)	
Guerra, Javy (2018-2022)	
Guerrero, Tayron (2016)	
Guevara, Carlos (2008)	
Gutierrez, Ricky (1993-94)	
Guzman, Domingo (1999-2000)	
Guzman, Freddy (2004)	
Guzman, Jesus (2011-13)	
Gwosdz, Doug (1981-84)	
Gwynn, Chris (1996)	
Gwynn, Tony (1982-2001)	
Gwynn Jr., Tony (2009-10)	
Gyorko, Jedd (2013-2015)	
H (74)	
Hackman, Luther (2003)	
Hader, Josh (2022-23)	
Haeger, Charlie (2008)	
Hahn, Don (1975)	
Hahn, Jesse (2014)	
Hairston, Scott (2007-09, 2010)	
Hairston Jr., Jerry (2010)	
Hamilton, Joey (1994-98)	
Hamemaker, Atlee (1990-91)	
Hammond, Chris (2005)	
Hampson, Justin (2007-08)	
Hamren, Erik (2011)	
Hand, Brad (2016-18)	
Hansen, Dave (2003-04)	
Harang, Aaron (2011)	
Hardy, Larry (1974-75)	
Hargrove, Mike (1979)	
Harris, Gene (1992-94)	
Harris, Greg (1984)	
Harris, Greg W. (1988-93)	
Hawkins, Andy (1982-88)	
Hawpe, Brad (2011)	

Hayhurst, Dirk (2008)	
Hayward, Ray (1986-87)	
Headley, Chase (2007-14, 18)	
Hedges, Austin (2015-2020)	
Henderson, Rickey (1996-97, 2001)	
Hendrick, George (1977-78)	
Henn, Sean (2008)	
Hensley, Clay (2005-08)	
Herbel, Ron (1970)	
Herges, Matt (2003)	
Hermanson, Dustin (1995-96)	
Hermida, Jeremy (2011-12)	
Hernandez, Carlos (1997-2000)	
Hernandez, Enzo (1971-77)	
Hernandez, Jeremy (1991-93)	
Hernandez, Nick (2023)	
Hernandez, Ramon (2004-05)	
Herndon, Junior (2001)	
Hessler, Keith (2016)	
Higashioka, Kyle (2024)	
Higgins, Kevin (1993)	
Hilton, Dave (1972-75)	
Hill, Rich (2023)	
Hill, Shawn (2009)	
Hill, Tim (2020-23)	
Hinshaw, Alex (2012)	
Hinshaw, George (1982-83)	
Hitchcock, Sterling (1997-2001, 2004)	
Hoeing, Bryan (2024-)	
Hoffman, Trevor (1993-2008)	
Holbert, Ray (1994-95)	
Holtz, Mike (2002)	
Honeywell Jr., Brent (2023)	
Hosmer, Eric (2018-2022)	
Howard, Ben (2002-03)	
Howard, Thomas (1990-92)	
Howell, Jack (1991)	
Hoyt, LaMarr (1985-86)	
Hriniak, Walt (1969)	
Hubbard, Trenidat (2002)	
Huber, Justin (2008)	
Hudson, Orlando (2011-12)	
Hudson, Daniel (2021)	
Hughes, Phil (2018)	
Hundley, Nick (2008-14)	
Hundley, Randy (1975)	
Hunter, Cedric (2011)	
Huntz, Steve (1970, 1975)	
Hurst, Bruce (1989-93)	
Hyers, Tim (1994-95)	
Hynes, Colt (2013)	
Hyzdu, Adam (2005)	
I (3)	
Iguchi, Tadahito (2008)	
Iorg, Dane (1986)	
Ivie, Mike (1971, 1974-77)	
J (34)	
Jackson, Damian (1999-2001, 2005)	
Jackson, Danny (1997)	
Jackson, Darrin (1989-92)	
Jackson, Edwin (2016)	
Jackson, Jay (2015)	

Jackson, Roy Lee (1985)	
Jacob, Alek (2023-)	
James, Chris (1989)	
Jankowski, Travis (2015-19)	
Jarvis, Kevin (2000-03)	
Jay, Jon (2016)	
Jefferson, Stan (1987-88)	
Jestadt, Garry (1971-72)	
Jeter, John (1971-72)	
Jimenez, D'Angelo (2001-02)	
Jodie, Brett (2001)	
Johnson, Ben (2005-06)	
Johnson, Brian (1994-96)	
Johnson, Bryce (2024)	
Johnson, Erik (2016)	
Johnson, Jerry (1975-76)	
Johnson, Jonathan (2002)	
Johnson, Mike (1974)	
Johnson, Pierce (2020-2022)	
Johnson, Rob (2011)	
Johnstone, Jay (1979)	
Jones, Bobby J. (2001-02)	
Jones, Bobby M. (2002)	
Jones, Chris (1997)	
Jones, Jimmy (1986-88)	
Jones, Randy (1973-80)	
Jones, Ruppert (1981-83)	
Joshua, Von (1980)	
Joyner, Wally (1996-99)	
K (39)	
Kazmar, Sean (2008)	
Keisler, Randy (2003)	
Kela, Keone (2021)	
Kelley, Dick (1969-71)	
Kelley, Shawn (2015)	
Kelly, Casey (2012-15)	
Kelly, Van (1969-70)	
Kemp, Matt (2015-16)	
Kendall, Fred (1969-76, 1979-80)	
Kennedy, Brett (2018-19)	
Kennedy, Ian (2013-15)	
Kennedy, Terry (1981-86)	
Kerr, Ray (2022-23)	
Kershner, Jason (2002)	
Kilkenny, Mike (1972)	
Kim, Ha-Seong (2021-24)	
Kimble, Craig (2015)	
King, Michael (2024-)	
Kingman, Dave (1977)	
Kingsale, Gene (2002)	
Kinney, Dennis (1978-80)	
Kinsler, Ian (2019)	
Kirby, Clay (1969-73)	
Kirkman, Michael (2016)	
Kivlehan, Patrick (2016, 2021)	
Klesko, Ryan (2000-06)	
Knehr, Reiss (2021-24)	
Knott, Jon (2004, 2006)	
Kolb, Brandon (2000)	
Kolek, Stephen (2024-)	
Kohlwey, Taylor (2023)	
Kotsay, Mark (2001-03, 2012-13)	
Kouzmanoff, Kevin (2007-09)	
Kroon, Marc (1995, 1997-98)	

Krueger, Bill (1994-95)	
Krug, Chris (1969)	
Kruk, John (1986-89)	
Kubiak, Ted (1975-76)	
Kuhaulua, Fred (1981)	
L (61)	
LaForest, Pete (2007)	
Lamet, Dinelson (2017-2022)	
Lampkin, Tom (1990-92, 2002)	
Lancellotti, Rick (1982)	
Lane, Jason (2007, 2014-15)	
Langston, Mark (1998)	
Lankford, Ray (2001-02)	
Lansford, Joe (1982-83)	
LaPoint, Dave (1986)	
LaRocca, Greg (2000)	
Latos, Mat (2009-2011)	
Lauer, Eric (2018-19)	
Lawrence, Brian (2001-05)	
Laxton, Bill (1971, 1974)	
Layne, Tommy (2012-13)	
LeBlanc, Wade (2008-11)	
Ledezma, Wil (2007-08)	
Lee, David (2001)	
Lee, Derrek (1997)	
Lee, Leron (1971-73)	
Lee, Mark (1978-79)	
Lee, Zach (2017)	
Lefebvre, Joe (1981-83)	
Lefferts, Craig (1984-87, 1990-92)	
Leiper, Dave (1987-89)	
Leone, Justin (2006)	
Lewis, Jim (1991)	
Leyritz, Jim (1998-99)	
Lezcano, Sixto (1982-83)	
Liberato, Luis (2022-23)	
Libran, Francisco (1969)	
Lilliquist, Derek (1990-91)	
Linebrink, Scott (2003-07)	
Liriano, Rymel (2014)	
Littlefield, John (1981)	
Livingstone, Scott (1994-97)	
Lloyd, Kyle (2017)	
Lobaton, Jose (2009)	
Lockett, Walker (2018)	
Lockhart, Keith (1994, 2003)	
Locklear, Gene (1973-76)	
Lockridge, Brandon (2024)	
Loewer, Carlton (2001, 2003)	
Lolich, Mickey (1978-79)	
Lollar, Tim (1981-84)	
Long, Joey (1997)	
Long, Terrence (2004)	
Lopez, Arturo (2009)	
Lopez, Luis (1993-94, 1996)	
Lopez, Raffy (2018)	
Lopez, Rodrigo (2000)	
Loretta, Mark (2003-05)	
Loup, Aaron (2019)	
Lucas, Gary (1980-83)	
Luchessi, Joey (2018-20)	
Ludwick, Ryan (2010-11)	
Luebke, Cory (2010-12)	

HISTORY & RECORDS



Lugo, Seth (2023)
Lundquist, David (2001-02)
Lyles, Jordan (2017-18)
Lynn, Fred (1990)

M (111)

Mabry, John (2000)
Machado, Manny (2019-)
Macias, Drew (2007-09)
Mack, Shane (1987-88)
Mackowiak, Rob (2007)
Maddux, Greg (2007-08)
Maddux, Mike (1991-92)
Magadan, Dave (1999-2001)
Makita, Kazuhisa (2018-19)
Manaea, Sean (2022)
Manuel, Jerry (1982)
Mariano, Tucupita (2021)
Margevicius, Nick (2019)
Margot, Manuel (2016-19)
Marisnick, Jake (2021)
Marquis, Jason (2012-13)
Marshall, Dave (1973)
Martin, Al (2000)
Martinez, Carmelo (1984-89)
Martinez, Jose (1994)
Martinez, Luis (2011)
Martinez, Nick (2022-23)
Martinez, Pedro (1993-94)
Martini, Nick (2019)
Mason, Don (1971-73)
Mason, Roger (1993)
Mateo, Jorge (2020-21)
Mateo, Marcos (2015)
Maton, Phil (2017-19)
Matos, Julius (2002)
Matsui, Yuki (2024-)

Mathews, Mike (2003)
Mathews Jr., Gary (1999, 2003)
Maurer, Brandon (2015-17)
Maurer, Dave (2000-01)
Mauser, Tim (1993-95)
May, Darrell (2005)
Maybin, Cameron (2011-14)
Mazara, Nomar (2022)
Mazur, Adam (2024)
Mazzoni, Cory (2015-17)
McCoy, Mason (2024-)
Melancon, Mark (2021)
McAndrew, Jim (1974)
McAnulty, Paul (2005-08)
McBean, Alvin (1969)
McCool, Billy (1969)
McCovey, Willie (1974-76)
McCullers, Lance (1985-88)
McDavid, Ray (1994-95)
McElroy, Chuck (2001)
McGrath, Kyle (2017-18)
McGriff, Fred (1991-93)
McIntosh, Joe (1974-75)
McLeary, Marty (2004)
McReynolds, Kevin (1983-86)
Meadows, Brian (2000)
Medica, Tommy (2013-14)
Mejia, Francisco (2018-20)
Mejias-Brean, Seth (2019)
Melendez, Jose (1991-92)
Melendez, Luis (1976-77)
Mellville, Tim (2017)
Mendez, Donald (2001, 2003)
Mernhart, Paul (1997)
Meredith, Cla (2006-09)
Merloni, Lou (2003)
Merrill, Jackson (2024-)

Metzger, Butch (1975-77)
Miceli, Dan (1998-99)
Middlebrook, Jason (2001-02)
Middlebrooks, Will (2015)
Mikolas, Miles (2012-13)
Miller, Bob (1971, 1973)
Miller, Ed (1984)
Mirabelli, Doug (2006)
Mitchell, Bryan (2018-19)
Mitchell, Kevin (1987)
Monge, Sid (1983-84)
Montanez, Willie (1980)
Montefusco, John (1982-83)
Montgomery, Steve (2000)
Moore, Adam (2014)
Morales, Jerry (1969-73)
Morales, Rich (1973-74)
Morejón, Adrián (2019-)
Moreland, Keith (1988)
Moreland, Mitch (2020)
Moreno, Edwin (2009)
Moreno, Jose (1981)
Moreno, Juan (2002)
Morrow, Brandon (2015-16)
Morton, Colt (2007-08)
Moseley, Dustin (2011-12)
Moses, Jerry (1975)
Mota, Jose (1991)
Mouton, James (1998)
Mujica, Edward (2009-10)
Mulligan, Sean (1996)
Mumphrey, Jerry (1980)
Muñoz, Andres (2019-20)
Mura, Steve (1978-81)
Murphy, Dan (1989)
Murray, Heath (1997, 1999)
Murrell, Ivan (1969-73)

Musgrove, Joe (2021-)
Myers, Greg (1998-99)
Myers, Randy (1992, 1998)
Myers, Rodney (2000-02)
Myers, Wil (2015-22)
Myrow, Bryan (2007-08)

N (27)

Nady, Xavier (2000, 2003-05, 2014)
Nagy, Charles (2003)
Naylor, Josh (2019-20)
Neal, Blaine (2004)
Nelson, Chris (2014)
Nelson, Rob (1987-90)
Neshek, Pat (2011)
Nettles, Graig (1984-86)
Nevin, Phil (1999-05)
Newfield, Marc (1995-96)
Newhan, David (1999-2000)
Nicholson, Kevin (2000)
Nickle, Doug (2002)
Niekro, Joe (1969)
Nieves, Melvin (1993-95)
Nieves, Wil (2002, 2015)
Nix, Jacob (2018)
Nola, Austin (2020-23)
Nolte, Eric (1987-89, 1991)
Noonan, Nick (2016)
Norman, Fred (1971-73)
Norris, Bud (2015)
Norris, Derek (2015-16)
Northcraft, Aaron (2021)
Norwood, James (2021)
Nunez, Jose (2001-2002)
Nyman, Gerry (1970)

O (20)

HISTORY & RECORDS

ALL-TIME ROSTER (1969-2024)

Odor, Rougned (2023)	Peavy, Jake (2002-09)	Quentin, Carlos (2012-14)	Rivas, Alfonso (2023)
O'Grady, Brian (2021)	Pelaez, Alex (2002)	Quintero, Humberto (2003-04)	Rivas, Webster (2021)
Ohlendorf, Ross (2012)	Pena, Roberto (1969)		Rivera, Mike (2003)
Ojeda, Miguel (2003-05)	Peralta, David (2024)	R (81)	Rivera, Rene (2013-14)
Olivares, Edward (2020)	Peralta, Wandy (2024-)	Rader, Doug (1976-77)	Rivera, Roberto (1999)
Olivo, Miguel (2005)	Perdomo, Luis (2009-10)	Rakers, Aaron (2007)	Rivera, Ruben (1997-2000)
Oña, Jorge (2020)	Perdomo, Luis (2016-20)	Ramirez, Alexei (2016)	Rizzo, Anthony (2011)
Oquist, Mike (1996)	Pérez, Martín (2024)	Ramirez, Mario (1981-85)	Roa, Joe (2003)
Oropesa, Eddie (2004)	Perez, Oliver (2002-03)	Ramirez, Roberto (1998)	Roach, Donn (2014)
Orosco, Jesse (2003)	Perez, Santiago (2001)	Ramirez, Nick (2021)	Roberts, Dave A. (1969-71)
Osting, Jimmy (2001)	Perkins, Broderick (1978-82)	Ramos, Cesar (2009-10)	Roberts, Dave R. (2005-06)
O'Sullivan, Sean (2013)	Perlozzo, Sammy (1979)	Randa, Joe (2005)	Roberts, Dave W. (1972-75, 1977-78)
Osuna, Al (1996)	Perry, Gaylord (1978-79)	Ransom, Cody (2013)	Roberts, Leon (1986, '88-91, '94-95)
Osuna, Antonio (2004)	Petagine, Roberto (1995)	Rasmussen, Dennis (1983, 1988-91)	Robinson, Chris (2013)
Otsuka, Akinori (2004-05)	Peterson, Adam (1991)	Rasmussen, Eric (1978-80)	Robinson, Dave (1970-71)
Overton, Dillon (2017-19)	Peterson, Jace (2014)	Rea, Colin (2015-16)	Robinson, Kerry (2004)
Owchinko, Bob (1976-79)	Pettis, Gary (1992)	Ready, Randy (1986-89)	Robles, Oscar (2007)
Owens, Eric (1999-2000)	Phillips, Kyle (2011)	Rearick, Chris (2015)	Robles, Rafael (1969-70, 1972)
Owings, Micah (2012)	Phillips, Mike (1981)	Reberger, Frank (1969)	Rodney, Fernando (2016)
Oxspring, Chris (2005)	Phoebus, Tom (1971-72)	Redding, Tim (2005)	Rodriguez, Aurelio (1980)
	Piazza, Mike (2006)	Reed, Jody (1995-96)	Rodriguez, Eddy (2012)
P (50)	Pickford, Kevin (2002)	Reed, Steve (2002)	Rodriguez, Edwin (1983, 1985)
Paddack, Chris (2019-21)	Pirela, Jose (2016-19)	Reineke, Chad (2008)	Rodriguez, Luis (2008-09)
Pagán, Emilio (2020-21)	Pittman, Joe (1982)	Relaford, Desi (2000)	Rodriguez, Rich (1990-93)
Pagliarulo, Mike (1989-90)	Plantier, Phil (1993-95, 1997)	Renfroe, Hunter (2016-19)	Rodriguez, Roberto (1970)
Palacios, Vicente (2000)	Podres, Johnny (1969)	Rettenmund, Merv (1976-77)	Roenicke, Ron (1984)
Palmer, Lowell (1974)	Pomeranz, Drew (2016, 2020-23)	Reyes, Carlos (1998, 1999, 2000)	Rogers, Taylor (2022)
Palmer, Matt (2012)	Poreda, Aaron (2009)	Reyes, Denny (2005)	Romero, Mandy (1997-98)
Parent, Mark (1986-90)	Pham, Tommy (2020-21)	Reyes, Gerardo (2019)	Romo, Vicente (1973-74)
Park, Chan Ho (2005-06)	Presley, Jim (1991)	Reynolds, Don (1978-79)	Rondon, Jose (2016)
Parrino, Andy (2011-12)	Profar, Jurickson (2020-22, 2023-24)	Reyes, Franmil (2018-19)	Rooker, Brent (2022)
Patino, Luis (2020)	Puffer, Brandon (2004)	Reynolds, Ken (1976)	Rosales, Adam (2016)
Patterson, Bob (1985)	Pyznarski, Tim (1986)	Reynolds, Ronn (1990)	Rosario, Egyu (2022-)
Patterson, Eric (2011)		Reynolds, Sean (2024-)	Rosenberg, Steve (1991)
Patterson, Scott (2008)	Q (6)	Richard, Clayton (2009-13, 2016-18)	Rosenthal, Trevor (2020)
Patton, Troy (2014)	Quackenbush, Kevin (2014-17)	Richards, Garrett (2019-20)	Roskos, John (2000)
Pauley, Graham (2024)	Qualls, Chad (2011)	Richards, Gene (1977-83)	Ross, David (2005)
Payton, Jay (2004)	Quantrill, Cal (2019-20)	Riggs, Adam (2001)	Ross, Gary (1969-74)
Pearson, Jason (2002)	Quantrill, Paul (2005)	Ring, Royce (2007)	Ross, Tyson (2013-16, 2018)



HISTORY & RECORDS

ALL-TIME ROSTER (1969-2024)

Royster, Jerry (1985-86)	
Ruberto, Sonny (1969)	
Ruiz, Esteury (2022)	
Ruiz, Jose (2017)	
Rusch, Glendon (2008)	
Russell, Adam (2009-10)	
Rzeczynski, Marc (2015)	
S (103)	
Sager, A.J. (1994)	
Salazar, Luis (1980-84, 1987, 1989)	
Salazar, Oscar (2009-10)	
Sanchez, Duaner (2009)	
Sanchez, Gary (2023)	
Sanchez, Hector (2016-17)	
Sanders, Reggie (1999)	
Sanders, Scott (1993-96, 1998)	
Santiago, Benito (1986-92)	
Santorini, Al (1969-71)	
Sardinas, Luis (2016-17)	
Sawyer, Rick (1976-77)	
Scanlon, Pat (1977)	
Schaeffer, Mark (1972)	
Schimpf, Ryan (2016-17)	
Schiraldi, Calvin (1989-90)	
Schulze, Don (1989)	
Scott, John (1974-75)	
Scott, Tanner (2024)	
Scott, Tayler (2022)	
Scott, Tim (1991-93, 1997)	
Scribner, Evan (2011)	
Seagle, Chandler (2023-24)	
Seanez, Rudy (1993, 2001, 2005, 2006)	
Sears, Todd (2003)	
Selma, Dick (1969)	
Seminara, Frank (1992-93)	
Serafini, Dan (2000)	
Serrano, Wascar (2001)	
Severinsen, Al (1971-72)	
Sharon, Dick (1975)	
Sheets, Andy (1998)	
Sheffield, Gary (1992-93)	
Sherman, Darrell (1993)	
Shields, James (2015-16)	
Shiell, Jason (2002)	
Shiple, Craig (1991-94, 1996-97)	
Shirley, Bob (1977-80)	
Show, Eric (1981-90)	
Shumpert, Terry (1997)	
Siebert, Paul (1977)	
Siebert, Sonny (1975)	
Sierra, Candy (1988)	
Sikorski, Brian (2006)	
Silva, Walter (2009)	
Simpson, Steve (1972)	
Sipin, John (1969)	
Sisk, Tommy (1969)	
Slaughter, Don (1997)	
Sledge, Terrmel (2006-07)	
Slocum, Ron (1969-71)	
Slocumb, Heathcliff (2000)	
Smith, Burch (2013)	
Smith, Jake (2016)	
Smith, Ozzie (1978-81)	

Smith, Pete (1997-98)
Smith, Seth (2014)
Snell, Blake (2021-23)
Snook, Frank (1973)
Solano, Donovan (2024)
Solarte, Yangervis (2014-17)
Solis, Ali (2012)
Sosa, Elias (1983)
Soto, Juan (2022-23)
Spangenberg, Cory (2014-18)
Spence, Josh (2011-12)
Spencer, Stan (1998-2000)
Spiezo, Ed (1969-72)
Spillner, Dan (1974-78)
Sprague, Ed (2000)
Stablein, George (1980)
Stahl, Larry (1969-72)
Stairs, Matt (2010)
Stammen, Craig (2017-22)
Stanley, Fred (1972)
Stansberry, Craig (2007-09)
Staton, Dave (1993-94)
Stauffer, Tim (2005-14)
Steels, James (1987)
Stephenson, Phil (1989-92)
Steverson, Todd (1996)
Stewart, Chris (2010)
Stilwell, Kurt (1992-93)
Stimac, Craig (1980-81)
Stock, Robert (2018-19)
Stoddard, Bob (1986)
Stoddard, Tim (1985-86)
Stone, Ricky (2004)
Strahm, Matt (2018-21)
Street, Huston (2012-14)
Strom, Brent (1975-77)
Stults, Eric (2012-14)
Suarez, Robert (2022-)
Sullivan, Brett (2023-)
Summers, Champ (1984)
Suppan, Jeff (2012)
Sutherland, Gary (1977)
Sweeney, Brian (2004, 2006)
Sweeney, Mark (1997-98, 2002, 2005)
Sweet, Rick (1978)
Swisher, Steve (1981-82)
Szczur, Matt (2017-18)
Szuminski, Jason (2004)

T (41)	
Tabaka, Jeff (1994-95)	
Tankersley, Dennis (2002-04)	
Tapia, Domingo (2023)	
Tatis Jr, Fernando (2019-)	
Tatum, Jim (1996)	
Taylor, Kerry (1993-94)	
Taylor, Ron (1972)	
Tejada, Miguel (2010)	
Tekotte, Blake (2011-12)	
Tellman, Tom (1979-80)	
Templeton, Garry (1982-91)	
Tenace, Gene (1977-80)	
Terrell, Walt (1989)	
Teufel, Tim (1991-93)	

Tewksbury, Bob (1996)
Thatcher, Joe (2007-13)
Thayer, Dale (2012- 15)
Thomas, Derrel (1972-74, 1978)
Thompson, Jason (1996)
Thompson, Mike (2006-07)
Thompson, Mason (2021)
Thompson, Trayce (2022)
Thon, Dickie (1988)
Thornton, Matt (2016)
Thurmond, Mark (1983-86)
Tingley, Ron (1982)
Tolan, Bobby (1974-75, 1979)
Toliver, Fred (1989)
Tollberg, Brian (2000-03)
Tomko, Brett (2002, 2007, 2008)
Tomlin, Dave (1974-77)
Torealba, Yorvit (2010)
Torrens, Luis (2017, 2019-20)
Torres, Alex (2014)
Torres, Hector (1975-76)
Torres, Jose (2016-17)
Trammell, Bubba (2001-03)
Troedson, Rich (1973-74)
Trujillo, J.J. (2002)
Turner, Jerry (1974-81, 1983)
Tyler, Kyle (2022)

U (4)	
Upton, Justin (2015)	
Upton, Melvin (2015-16)	
Urias, Luis (2018-19)	
Urrea, John (1981)	

V (29)	
Valdez, Ismael (2004)	
Valdez, Jose (2017)	
Valdez, Rafael (1990)	
Valdez, Wilson (2005)	
Valentine, Bobby (1975-77)	
Valenzuela, Fernando (1995-97)	
Vander Wal, John (1998-99)	
VanRyn, Ben (1998)	
Vargas, Cesar (2016)	
Vásquez, Randy (2024-)	
Vatcher, Jim (1991-92)	
Vaughn, Greg (1996-98)	
Vazquez, Ramon (2002-04)	
Velandia, Jorge (1997)	
Velasquez, Guillermo (1992-93)	
Velasquez, Vince (2021)	
Venable, Will (2008-15)	
Veras, Dario (1996-97)	
Veras, Quiuvio (1997-99)	
Victorino, Shane (2003)	
Villafuerte, Brandon (2002-03)	
Villanueva, Carlos (2016)	
Villanueva, Christian (2017-18)	
Villone, Ron (1995-96)	
Vincent, Nick (2012-15)	
Vitiello, Joe (2000)	
Voit, Luke (2022)	
Volquez, Edinson (2012-13)	
Vosberg, Ed (1986, 1998-99)	

W (66)	
Wacha, Michael (2023)	
Wade, Tyler (2024-)	
Waldron, Matt (2023-)	
Walker, Kevin (2000-03)	
Walker, Pete (1996)	
Walker, Todd (2006)	
Wall, Donne (1998-2000)	
Wallace, Brett (2015-16)	
Walter, Gene (1985-86)	
Walters, Dan (1992-93)	
Ward, Kevin (1991-92)	
Warren, Adam (2019)	
Wasinger, Mark (1986)	
Watkins, Steve (2004)	
Weaver, Jered (2017)	
Weathers, Ryan (2021-23)	
Webb, Ryan (2009-10)	
Webb, Tyler (2018)	
Weber, Thad (2013)	
Webster, Ramon (1970-71)	
Weeks, Jemile (2016)	
Wehrmeister, Dave (1976-78)	
Wells, David (2004, 2006-07)	
Wells, Jared (2008)	
Wells, Kip (2012)	
Welsh, Chris (1981-83)	
Wengert, Don (1998)	
Werner, Andrew (2012)	
Whisenant, Matt (1999-2000)	
White, Rondell (2003)	
Whitehurst, Wally (1993-94)	
Whiteside, Matt (1999-2000)	
Whitson, Ed (1983-84, 1986-91)	
Wick, Rowan (2018)	
Wieck, Brad (2018-19)	
Wieland, Joe (2012-14)	
Wiggins, Alan (1981-85)	
Wiley, Mark (1978)	
Wilhelm, Jim (1978-79)	
Wilkins, Rick (2001)	
Williams, Bernie (1974)	
Williams, Brian (1995)	
Williams, Eddie (1990, 1994-95, 1998)	
Williams, George (2000)	
Williams, Jim (1969-70)	
Williams, Randy (2005)	
Williams, Taylor (2020-21)	
Williams, Woody (1999-01, 2005-06)	
Williamson, Scott (2006)	
Willis, Ron (1970)	
Wilson, Earl (1970)	
Wilson, Josh (2009)	
Wilson, Steven (2022-23)	
Winfield, Dave (1973-80)	
Wingenter, Trey (2018-19)	
Wise, Rick (1980-82)	
Wisler, Matt (2019)	
Witasick, Jay (2000-01, 2003-04)	
Witt, Kevin (2001)	
Wojna, Ed (1985-87)	
Wolf, Jackson (2023)	
Wolf, Randy (2008)	

HISTORY & RECORDS

ALL-TIME ROSTER (1969-2024)

Wood, Travis (2017)
Worrell, Tim (1993-97)
Wright, Jaret (2003)
Wynne, Marvell (1986-89)
X (0)
Y (4)
Yardley, Eric (2019)
Yates, Kirby (2017-20)
Young, Chris (2006-10)
Young, Eric (2005-06)
Z (1)
Zawadzki, Lance (2010)
Managers (21)
Black, Bud (2007-2015)
Bochy, Bruce (1995-2006)
Boros, Steve (1986)
Bowa, Larry (1987-88)
Coleman, Jerry (1980)
Craig, Roger (1978-79)
Dark, Alvin (1977)
Gomez, Preston (1969-72)
Green, Andy (2016-19)
Howard, Frank (1981)
McKeon, Jack (1988-90)
McNamara, John (1974-77)
Melvin, Bob (2022-23)
Murphy, Pat (2015)
Riddoch, Greg (1990-92)
Riggleman, Jim (1992-94)
Shildt, Mike (2024-)
Skinner, Bob (1977)
Tingler, Jayce (2020-21)
Williams, Dick (1982-85)
Zimmer, Don (1972-73)
Coaches (115)
Andrade, Heberto (2022-)
Akerfelds, Darrel (2001-12)
Alomar, Sandy (1986-90)
Amalfitano, Joe (1976-77)
Anderson, Sparky (1969)
Balsley, Darren (2003-19)
Barajas, Rod (2019-20)
Barba, Ryan (2024)
Bernard, Oscar (2023)
Bialas, Dave (1993-94)
Blair, Willie (2013-15)
Bloomfield, Jack (1974)
Bochy, Bruce (1993-94)
Bochtler, Doug (2016-19)
Booker, Greg (1997-2003)
Brdar, Michael (2022)
Brinkman, Eddie (1981)
Brock, Tarrik (2016)
Burkhart, Morgan (2022-24)
Cervelli, Francisco (2022)
Christenson, Ryan (2022-23)
Cisco, Galen (1985-87)
Colbert, Craig (2007-08)
Coolbaugh, Scott (2023)

Craig, Roger (1969-72, 1976-78)
Davenport, Jim (1974-75)
Dickerson, Bobby (2020)
Dobson, Pat (1988-90)
Dunlop, Harry (1983-87)
Easley, Damion (2019-20)
Esposito, Brian (2023-)
Espy, Duane (2000-02)
Estrada, Chauck (1978-81)
Flaherty, Ryan (2022-23)
Flannery, Tim (1996-2002)
Fritz, Ben (2020-)
Garcia, Dave (1970-73)
Heist, Al (1980)
Herman, Billy (1978-79)
Hoffman, Glenn (2006-20)
Johnson, Josh (2018)
Jones, Deacon (1984-87)
Jones, Jimmy (2012)
Joyner, Wally (2007-08)
Kimm, Bruce (1991-92)
Kirby, Wayne (2020)
Kotsay, Mark (2015)
Krol, Jack (1981-86)
Lefebvre, Jim (2009)
Leiper, Tim (2024-)
Little, Grady (1996)
Lopes, Davey (1995-99, 2003-05)
Macias, David (2022-)
Mathews, Jonathan (2017)
Magadan, Dave (2003-06)
Maloolf, Jack (1990)
McCoy, Mike (2024-)
McCullough, Clyde (1980-82)
McGwire, Mark (2016-18)
Meacham, Bobby (2007)
Moon, Wally (1969)
Morgan, Tom (1975)
Muser, Tony (2003-06)
Nettles, Graig (1995)
Niebla, Ruben (2022-)
Oglivie, Ben (2000)
O'Sullivan, Pat (2024-)
Otis, Amos (1988-90)
Phillips, Dick (1980)
Picciolo, Rob (1990-05)
Plantier, Phil (2012-14)
Podres, Johnny (1973)
Posedel, Bill (1974)
Powell, Alonzo (2012-15)
Price, Bryan (2022-23)
Rader, Doug (1978-79)
Radison, Dan (1993-94)
Ready, Randy (2009-11)
Rettenmund, Merv (1991-99, 2006-07)
Renteria, Rick (2008-13)
Riddoch, Greg (1987-90)
Rigney, Bill (1975)
Roarke, Mike (1991-93)
Roberts, Dave (2011-15)
Rodriguez, Eddie (2016)
Rodriguez, Victor (2024-)
Roof, Phil (1978)
Rothschild, Larry (2020)

Schumaker, Skip (2018-20)
Sherry, Norm (1982-84)
Shildt, Mike (2022-23)
Siebert, Sonny (1994-95)
Simmons, Ted (2009-10)
Sisler, Dick (1975-76)
Skinner, Bob (1970-73, 1977)
Smith, Dave (1999-01)
Snyder, Jim (1991-92)
Sommers, Denny (1988-90)
Stairs, Matt (2018)
Stevens, Ed (1981)
Stewart, Dave (1998)
Summerville, Peter (2022-)
Tolan, Bobby (1980-83)
Trammell, Alan (2000-02)
Valentin, Jose (2014-15)
Vazquez, Ramon (2017)
Virgil, Ozzie (1982-85)
Waller, Tye (1995, 2006)
Warthen, Dan (1996-97)
Washington, Johnny (2017-19)
Wietelmann, Whitey (1969-79)
Williams, Don (1977-80)
Williams, Matt (2022-23)
Zimmer, Don (1972)
Zinter, Alan (2016-17)



OPPONENTS

OPPONENTS

ALL-TIME RECORDS VS. OPPONENTS				
Team	Home	Away	Overall	
ARI	136-100	89-142	225-242 (.482)	
ATL	156-175	135-195	291-370 (.440)	
BAL	6-9	8-4	14-13 (.519)	
BOS	5-10	5-7	10-17 (.370)	
CWS	5-4	7-5	12-9 (.571)	
CHC	127-132	109-150	236-282 (.456)	
CIN	168-163	141-185-1	309-348-1 (.470)	
CLE	3-5	8-9	11-14 (.440)	
COL	140-124^	113-151	253-275 (.480)	
DET	8-7	3-6	11-13 (.458)	
HOU	167-143	126-176	293-319 (.479)	
KC	9-6	5-4	14-10 (.583)	
LAA	10-11	11-13	21-24 (.467)	
LAD	226-246-1%~	201-277	427-523-1 (.449)	
MIA	58-49	60-56	118-105 (.529)	
MIL	47-38	44-51	91-89 (.506)	
MIN	6-10	4-9	10-19 (.345)	
NYM	145-120+	117-139	260-255 (.506)	
NYJ	5-4	3-9	8-13 (.615)	
OAK	10-13	10-13	20-26 (.435)	
PHI	117-140	109-149	226-289 (.439)	
PIT	120-134	120-140	240-274 (.467)	
SF	240-233#	211-261	451-494 (.477)	
SEA	35-35	28-33	63-68 (.481)	
STL	126-130*	87-172	213-302 (.414)	
TB	3-6	8-10	11-16 (.407)	
TEX	14-10	16-14	30-24 (.556)	
TOR	5-7	5-4	10-11 (.476)	
WSH	128-134	118-133	246-267 (.480)	

+ Includes a 2-1 record at Monterrey Stadium in Monterrey, Mexico from August 16-18, 1996

* Includes a 1-2 record at Aloha Stadium in Honolulu, Hawaii from April 19-20, 1997

^ Includes an 0-1 record at Monterrey Stadium in Monterrey, Mexico on April 4, 1999

% Includes a 2-1 record at Monterrey Stadium in Monterrey, Mexico from May 4-6, 2018

Includes a 2-0 record at Alfredo Harp Helú Stadium in Mexico City from April 29-30, 2023

~ Includes a 1-1 record at Gocheok SkyDome in Seoul, South Korea from March 20-21, 2024

ANNUAL RECORDS VS. OPPONENTS																														
	ARI	ATL	BAL	BOS	CWS	CHC	CIN	CLE	COL	DET	HOU	KC	LAA	LAD	MIA	MIL	MIN	NYJ	NYM	OAK	PHI	PIT	SEA	SF	STL	TB	TEX	TOR	WSH	
'69	-	5-13	-	-	-	1-11	7-11	-	-	-	8-10	-	-	6-12	-	-	-	-	1-11	-	4-8	2-10	-	6-12	4-8	-	-	-	-	8-4
'70	-	9-9	-	-	-	3-9	10-8	-	-	-	4-14	-	-	7-11	-	-	-	-	6-6	-	3-9	6-6	-	5-13	4-8	-	-	-	-	6-6
'71	-	7-11	-	-	-	3-9	8-10	-	-	-	8-10	-	-	5-13	-	-	-	-	5-7	-	8-4	3-9	-	5-13	4-8	-	-	-	-	5-6
'72	-	11-6	-	-	-	3-9	10-8	-	-	-	2-12	-	-	5-13	-	-	-	-	5-7	-	6-6	2-10	-	4-10	4-8	-	-	-	-	6-6
'73	-	6-12	-	-	-	5-7	5-13	-	-	-	8-10	-	-	9-9	-	-	-	-	4-8	-	3-9	4-8	-	7-11	4-8	-	-	-	-	5-7
'74	-	1-17	-	-	-	6-6	6-12	-	-	-	7-11	-	-	2-16	-	-	-	-	6-6	-	7-5	3-9	-	11-7	5-7	-	-	-	-	6-6
'75	-	11-7	-	-	-	7-5	7-11	-	-	-	9-9	-	-	7-11	-	-	-	-	4-8	-	5-7	4-8	-	11-7	4-8	-	-	-	-	5-7
'76	-	8-10	-	-	-	6-6	5-13	-	-	-	8-10	-	-	12-6	-	-	-	-	5-7	-	4-8	5-7	-	8-10	4-8	-	-	-	-	8-4
'77	-	7-11	-	-	-	5-7	7-11	-	-	-	10-8	-	-	6-12	-	-	-	-	6-6	-	3-9	2-10	-	8-10	8-4	-	-	-	-	7-5
'78	-	10-8	-	-	-	5-7	9-9	-	-	-	10-8	-	-	9-9	-	-	-	-	7-5	-	4-8	7-5	-	8-10	9-3	-	-	-	-	6-6
'79	-	12-6	-	-	-	3-9	7-10	-	-	-	4-14	-	-	9-9	-	-	-	-	8-4	-	3-9	5-7	-	8-10	4-8	-	-	-	-	5-7

OPPONENTS

ANNUAL RECORDS VS. OPPONENTS (CONTINUED)

	ARI	ATL	BAL	BOS	CWS	CHC	CIN	CLE	COL	DET	HOU	KC	LAA	LAD	MIA	MIL	MIN	NYG	NYM	OAK	PHI	PIT	SEA	SF	STL	TB	TEX	TOR	WSH
'80	—	6-12	—	—	—	8-4	3-15	—	—	—	7-11	—	—	9-9	—	—	—	11-1	—	4-8	6-6	—	8-10	7-5	—	—	—	—	2-10
'81	—	6-9	—	—	—	3-3	2-10	—	—	—	3-11	—	—	5-6	—	—	—	5-2	—	2-4	4-6	—	6-7	3-7	—	—	—	—	2-4
'82	—	7-11	—	—	—	8-4	12-6	—	—	—	9-9	—	—	9-9	—	—	—	6-6	—	5-7	6-6	—	6-7	4-8	—	—	—	—	5-7
'83	—	9-9	—	—	—	7-5	9-9	—	—	—	7-11	—	—	12-6	—	—	—	6-6	—	7-5	3-9	—	11-7	6-6	—	—	—	—	4-8
'84	—	11-7	—	—	—	6-6	11-7	—	—	—	12-6	—	—	8-10	—	—	—	6-6	—	5-7	8-4	—	13-5	7-5	—	—	—	—	5-7
'85	—	11-7	—	—	—	4-8	9-9	—	—	—	6-12	—	—	10-8	—	—	—	5-7	—	7-5	8-4	—	12-6	4-8	—	—	—	—	7-5
'86	—	6-12	—	—	—	6-6	9-9	—	—	—	8-10	—	—	12-6	—	—	—	2-10	—	6-6	4-8	—	8-10	5-7	—	—	—	—	8-4
'87	—	12-6	—	—	—	3-9	6-12	—	—	—	13-5	—	—	7-11	—	—	—	4-8	—	4-8	4-8	—	5-13	4-8	—	—	—	—	3-9
'88	—	10-8	—	—	—	4-8	8-10	—	—	—	12-6	—	—	11-7	—	—	—	5-7	—	7-4	4-8	—	8-10	6-6	—	—	—	—	8-4
'89	—	11-7	—	—	—	4-8	9-9	—	—	—	10-8	—	—	12-6	—	—	—	7-5	—	10-2	9-3	—	8-10	2-10	—	—	—	—	7-5
'90	—	10-8	—	—	—	4-8	9-9	—	—	—	14-4	—	—	9-9	—	—	—	7-5	—	5-7	2-10	—	7-11	3-9	—	—	—	—	5-7
'91	—	7-11	—	—	—	8-4	10-8	—	—	—	12-6	—	—	8-10	—	—	—	5-7	—	3-9	5-7	—	11-7	9-3	—	—	—	—	6-6
'92	—	5-13	—	—	—	7-5	7-11	—	—	—	11-7	—	—	9-9	—	—	—	8-4	—	9-3	7-5	—	11-7	4-8	—	—	—	—	4-8
'93	—	4-9	—	—	—	4-8	4-9	—	7-6	—	5-8	—	—	4-9	5-7	—	—	7-5	—	6-6	3-9	—	3-10	7-5	—	—	—	—	2-10
'94	—	1-6	—	—	—	3-6	2-8	—	5-5	—	5-5	—	—	4-6	1-5	—	—	6-6	—	8-4	3-3	—	5-2	4-2	—	—	—	—	0-12
'95	—	2-5	—	—	—	7-5	6-3	—	4-9	—	4-7	—	—	6-7	2-3	—	—	7-6	—	6-6	8-4	—	6-7	7-5	—	—	—	—	5-7
'96	—	4-9	—	—	—	6-6	3-9	—	5-8	—	6-6	—	—	8-5	9-3	—	—	10-3	—	8-4	9-4	—	11-2	4-8	—	—	—	—	8-4
'97	—	3-8	—	—	—	5-6	6-5	—	8-4	—	5-6	—	2-2	7-5	6-5	—	—	6-5	1-3	4-7	6-5	3-1	4-8	5-6	—	2-2	—	3-8	
'98	9-3	4-5	—	—	—	4-5	11-1	—	7-5	—	4-5	—	2-1	7-5	5-4	6-3	—	5-4	1-2	8-1	4-5	2-2	8-4	6-3	—	1-2	—	4-4	
'99	2-11	4-5	—	—	—	3-6	3-6	—	9-4	—	1-8	—	3-0	9-3	6-3	5-3	—	2-7	2-1	3-6	6-3	4-2	5-7	2-7	—	2-1	—	3-5	
'00	4-9	1-8	—	—	—	5-3	5-4	—	6-7	—	7-2	—	1-2	5-8	7-2	7-2	—	6-3	0-3	5-2	2-7	3-3	5-7	0-9	—	1-2	—	6-3	
'01	7-12	3-3	—	—	—	4-2	4-2	—	10-9	—	6-3	—	1-2	10-9	4-3	5-1	—	5-1	1-2	2-5	4-2	2-4	5-14	1-5	—	2-1	—	3-3	
'02	7-12	3-3	1-2	1-2	—	4-2	1-5	—	8-11	—	2-4	1-2	—	9-10	1-5	1-5	—	1-2	4-3	—	4-2	4-2	2-1	5-14	1-5	2-1	—	4-3	
'03	10-9	1-6	—	—	1-2	2-4	3-3	1-2	7-12	1-2	3-3	—	—	11-8	1-5	1-5	1-2	—	3-3	—	3-4	2-4	4-2	5-14	2-4	—	—	2-4	
'04	12-7	3-3	—	1-2	—	2-4	4-2	—	9-10	—	4-2	3-0	—	9-10	2-4	4-2	—	1-2	3-3	—	1-5	3-3	2-1	12-7	2-4	0-3	—	1-2	6-1
'05	9-10	5-1	—	—	1-2	3-4	2-4	1-2	11-7	0-3	3-4	—	—	7-11	4-2	4-3	2-1	—	2-4	—	0-6	4-3	3-3	12-6	4-3	—	—	—	5-1
'06	10-9	2-7	—	—	—	7-0	4-2	—	9-10	—	3-3	—	2-1	13-5	3-3	3-4	—	2-5	2-1	4-2	5-1	1-5	7-12	4-2	—	2-1	—	5-1	
'07	8-10	2-5	1-2	1-2	—	5-3	4-2	—	8-11	—	3-4	—	—	10-8	4-3	5-2	—	4-2	—	3-4	6-1	2-4	14-4	3-4	2-1	—	—	4-2	
'08	8-10	1-5	—	—	—	2-5	3-4	1-2	9-9	1-2	3-3	—	—	7-11	2-4	3-4	0-3	0-3	5-2	—	2-4	4-3	1-5	1-6	5-13	—	—	5-1	
'09	7-11	3-3	—	—	—	5-4	6-1	—	8-10	—	1-6	—	0-3	8-10	2-4	4-2	—	5-2	1-2	2-5	4-3	2-4	10-8	1-6	—	2-1	—	4-2	
'10	10-8	2-4	2-1	—	—	5-3	4-2	—	6-12	—	5-2	—	—	10-8	6-3	4-3	—	3-3	—	2-5	6-0	4-2	12-6	3-4	2-1	—	1-2	3-3	
'11	7-11	5-4	—	2-1	—	3-3	2-4	—	9-9	—	5-3	3-0	—	5-13	7-0	2-3	0-3	—	3-4	—	1-7	4-2	1-5	6-12	3-3	—	—	3-4	
'12	11-7	3-4	—	—	—	3-3	2-6	—	10-8	—	5-3	—	2-1	7-11	1-5	4-5	—	3-4	1-2	3-4	5-1	5-1	6-12	3-3	—	0-3	—	2-3	
'13	12-7	5-1	2-2	0-3	—	4-3	3-3	—	7-12	—	—	—	—	8-11	4-3	4-3	—	2-1	3-4	—	2-4	4-3	2-2	8-11	2-4	0-3	—	2-1	2-5
'14	7-12	4-3	—	—	2-1	4-3	5-1	1-2	9-10	2-1	—	1-2	—	7-12	4-3	3-3	1-3	—	3-3	—	3-4	3-3	2-2	10-9	3-4	—	—	3-4	
'15	10-9	5-2	—	—	—	3-3	4-2	—	12-7	—	0-3	2-1	5-14	5-2	2-5	—	—	4-2	1-3	1-5	2-5	1-3	8-11	4-3	—	3-3	—	2-5	
'16	9-10	2-4	1-3	1-2	—	2-4	4-3	—	9-10	—	—	—	—	8-11	3-3	4-3	—	2-1	3-4	—	2-5	3-3	1-3	8-11	1-6	0-3	—	1-2	4-3
'17	8-11	2-5	—	—	1-2	4-2	4-3	2-1	7-12	2-1	—	1-2	—	6-13	1-5	2-5	1-3	—	4-3	—	5-1	3-3	—	12-7	3-4	—	1-3	2-5	
'18	7-12	3-4	—	—	—	2-5	4-3	—	8-11	—	1-2	—	0-3	5-14	5-2	2-4	—	2-4	0-4	3-3	4-3	4-0	8-11	4-3	—	2-4	—	2-4	
'19	8-11	2-5	3-1	1-2	—	3-4	2-5	—	8-11	—	—	—	—	6-13	2-4	4-3	—	3-3	1-2	—	3-3	1-6	3-1	9-10	4-2	1-2	—	2-1	4-3
'20	5-5	—	—	—	—	—	—	—	7-3	—	3-0	—	1-3	4-6	—	—	—	—	2-1	—	—	—	3-3	8-2	—	—	4-0	—	—
'21	11-8	2-4	—	—	—	1-5	6-1	—	8-11	—	4-2	—	2-2	7-12	4-3	2-5	—	3-4	2-2	2-4	4-3	3-0	8-11	3-3	—	3-0	—	4-3	
'22	14-5	4-3	—	—	1-2	5-2	6-0	1-3	9-10	1-2	—	2-1	—	5-14	4-3	4-3	2-1	—	4-2	—	3-4	4-2	1-3	13-6	2-4	—	—	4-3	
'23	6-7	4-3	2-1	1-2	3-0	3-4	3-3	2-1	9-4	2-1	1-2	1-2	3-0	4-9	4-2	1-6	1-2	3-3	1-2	3-0	2-5	1-5	1-3	8-5	3-3	2-1	3-0	2-1	3-3
'24	7-6	4-3	2-1	2-1	3-0	4-2	4-2	2-1	5-8	2-1	2-1	2-1	0-3	8-5	4-2	5-2	2-1	1-2	2-5	3-0	1-5	6-0	1-3	7-6	3-4	2-1	2-1	1-2	6-0

CLUB DIRECTORY
 EXECUTIVES
 MANAGER & STAFF
 SUPPORT STAFF
 ADVISORS & BASEBALL OPERATIONS
 PLAYER HEALTH & PERFORMANCE
 '25 SANDIEGO PADDLES
 HISTORY & RECORDS
OPPONENTS
 SCOUTING & PLAYER DEVELOPMENT
 PETCO PARK
 COMMUNITY
 MEDIA

OPPONENTS



A

ATLANTA BRAVES

2024 vs. ATL 4-3 (.571)

Best Season vs. ATL 5-1 (.833) in 2005, 2013

Most runs in game by SD 17, April 12, 2010 vs. ATL

Most runs in game by ATL 16, June 1, 1990 vs. ATL

Longest Winning Streak 7 games, June 28 - September 10, 1972

Longest Losing Streak 15 games, April 18 - September 15, 1974

Last Time the Padres Swept

3-game series in SD (6x) August 17 - 19, 2015

3-game series @ ATL (3x) August 1 - 3, 1989

4-game series in SD (2x) May 29 - 31, 1979

4-game series @ ATL (2x) July 25 - 27, 1975

C

CINCINNATI REDS

2024 vs. CIN 4-2 (.667)

Best Season vs. CIN 6-0 (1.000) in 2022

Most runs in game by SD 15, 4x, last: August 14, 1987 vs. CIN

Most runs in game by CIN 15, 2x, last: August 4, 2002 vs. CIN

Longest Winning Streak 10 games, April 7, 1998 - May 14, 1999

Longest Losing Streak 9 games, 2x, last: September 18, 1992 - June 25, 1993

Last Time the Padres Swept

3-game series in SD (11x) April 18 - 20, 2022

3-game series @ CIN (5x) April 26 - 28, 2022

4-game series in SD June 17 - 20, 2021

4-game series @ CIN never

LA

LOS ANGELES DODGERS

2024 vs. LAD 8-5 (.615)

Best Season vs. LAD 9-3 (.750) in 1999

Most runs in game by SD 15, March 21, 2024 @ LAD

Most runs in game by LAD 19, June 29, 1969 vs. LAD

Longest Winning Streak 10 games, September 26, 1996 - June 28, 1997

Longest Losing Streak 16 games, September 9, 1973 - September 20, 1974

Last Time the Padres Swept

3-game series in SD (11x) June 21 - 23, 2021

3-game series @ LAD (11x) April 15 - 17, 2013

4-game series in SD (2x) April 15 - 18, 1982

4-game series @ LAD June 20 - 23, 1983



ARIZONA DIAMONDBACKS

2024 vs. ARI 7-6 (.538)

Best Season vs. ARI 9-3 (.750) in 1998

Most runs in game by SD 14, 2x, last: May 17, 2006 @ ARI

Most runs in game by ARI 20 on July 7, 2018 @ ARI

Longest Winning Streak 7 games, July 2 - September 7, 2012

Longest Losing Streak 8 games, April 25 - September 30, 1999

Last Time the Padres Swept

3-game series in SD (9x) June 20 - 22, 2022

3-game series @ ARI (2x) Aug. 24 - 26, 2012

4-game series in SD April 10 - 13, 1998

4-game series @ ARI never

C

CHICAGO CUBS

2024 vs. CHC 4-2 (.667)

Best Season vs. CHC 7-0 (1.000) in 2006

Most runs in game by SD 19, June 15, 2022 @ CHC

Most runs in game by CHC 23, May 17, 1977 @ CHC

Longest Winning Streak 7 games, May 5 - 14, 2006

Longest Losing Streak 9 games, August 19, 1970 - May 16, 1971

Last Time the Padres Swept

3-game series in SD (6x) May 29 - 31, 2017

3-game series @ CHC (4x) May 12 - 14, 2006

4-game series in SD May 5 - 8, 2006

4-game series @ CHC (2x) June 13 - 16, 2022

CR

COLORADO ROCKIES

2024 vs. COL 5-8 (.385)

Best Season vs. COL 7-3 (.700) in 2020

Most runs in game by SD 16, 4x, last: June 14, 2019 @ COL

Most runs in game by COL 20, September 20, 2005 @ COL

Longest Winning Streak 7 games, 3x, last: August 30, 2020 - May 12, 2021

Longest Losing Streak 7 games, June 3 - September 16, 2017

Last Time the Padres Swept

3-game series in SD (9x) September 18 - 20, 2023

3-game series @ COL (2x) September 19 - 21, 2011

4-game series in SD June 25 - 28, 1999

4-game series @ COL never



MIAMI MARLINS

2024 vs. MIA 4-2 (.667)

Best Season vs. MIA 7-0 (1.000) in 2011

Most runs in game by SD 20, July 27, 1996 @ FLA

Most runs in game by MIA 15, April 9, 1994 vs. FLA

Longest Winning Streak 8 games, August 1, 2010 - August 21, 2011

Longest Losing Streak 7 games, April 9, 1994 - July 4, 1995

Last Time the Padres Swept

3-game series in SD May 6 - 8, 2013

3-game series @ MIA (3x) July 19 - 21, 2011

4-game series in SD August 18 - 21, 2011

4-game series @ MIA never

OPPONENTS



MILWAUKEE BREWERS

2024 vs. MIL	5-2 (.714)
Best Season vs. MIL	5-1 (.833) in 2001
Most runs in game by SD	13, 6x, last: August 3, 2015 @ MIL
Most runs in game by MIL	12, 3x, last: August 13, 2009 @ MIL
Longest Winning Streak	7 games, August 27, 2000 - July 22, 2001
Longest Losing Streak	7 games, May 31, 2002 - May 27, 2003
Last Time the Padres Swept	
3-game series in SD (4x)	June 17 - 19, 2019
3-game series @ MIL	never
4-game series in SD	never
4-game series @ MIL	never



PHILADELPHIA PHILLIES

2024 vs. PHI	1-5 (.167)
Best Season vs. PHI	8-1 (.889) in 1998
Most runs in game by SD	16, July 26, 1970 @ PHI
Most runs in game by PHI	18, August 24, 1999 @ PHI
Longest Winning Streak	6 games, 2x, last: July 9 - 21, 1992
Longest Losing Streak	11 games, May 23, 2004 - July 4, 2006
Last Time the Padres Swept	
3-game series in SD (8x)	August 14 - 16, 2017
3-game series @ PHI (2x)	August 25 - 27, 1998
4-game series in SD	July 9 - 12, 1992
4-game series @ PHI	never



SAN FRANCISCO GIANTS

2024 vs. SF	7-6 (.538)
Best Season vs. SF	11-2 (.846) in 1996
Most runs in game by SD	17, May 23, 1970 @ SF
Most runs in game by SF	18, June 23, 1986 @ SF
Longest Winning Streak	10 games, May 1 - September 16, 1996
Longest Losing Streak	9 games, April 25 - May 25, 2016
Last Time the Padres Swept	
3-game series in SD (13x)	September 10 - 13, 2020
3-game series @ SF (10x)	September 13 - 15, 2024
4-game series in SD (3x)	July 4 - 7, 1996
4-game series @ SF	June 27 - 30, 1996



WASHINGTON NATIONALS

2024 vs. WSH	6-0 (1.000)
Best Season vs. WSH	6-0 (1.000) in 2024
Most runs in game by SD	24, July 16, 2021 @ WSH
Most runs in game by MON/WSH	15, 2x, last: July 7, 2021 vs. WSH
Longest Winning Streak	6 games, June 24 - July 25, 2024
Longest Losing Streak	15 games, July 25, 1993 - May 24, 1995
Last Time the Padres Swept	
3-game series in SD (8x)	June 24 - 26, 2024
3-game series @ MON/WSH (6x)	July 23 - 25, 2024
4-game series in SD	April 26-29, 2004
4-game series @ MON/WSH	never



NEW YORK METS

2024 vs. NYM	2-5 (.286)
Best Season vs. NYM	11-1 (.917) in 1980
Most runs in game by SD	18, May 31, 2010 vs. NYM
Most runs in game by NYM	14, April 29, 2018 vs. NYM
Longest Winning Streak	9 games, June 16, 1980 - May 1, 1981
Longest Losing Streak	11 games, May 28 - August 27, 1969
Last Time the Padres Swept	
3-game series in SD (4x)	August 14-16, 2001
3-game series @ NYM (3x)	August 13-15, 2002
4-game series in SD (2x)	June 5-8, 2008
4-game series @ NYM	August 23-26, 2004



PITTSBURGH PIRATES

2024 vs. PIT	6-0 (1.000)
Best Season vs. PIT	6-0 (1.000) in 2010, 2024
Most runs in game by SD	17, July 18, 1989 vs. PIT
Most runs in game by PIT	16, July 28, 2000 @ PIT
Longest Winning Streak	9 games, September 19, 2009 - August 12, 2010
Longest Losing Streak	10 games, August 29, 1992 - August 22, 1993
Last Time the Padres Swept	
3-game series in SD (11x)	August 12 - 14, 2024
3-game series @ PIT (7x)	August 6 - 8, 2024
4-game series in SD	September 17 - 20, 2007
4-game series @ PIT (1x)	August 8 - 11, 1996



ST. LOUIS CARDINALS

2024 vs. STL	3-4 (.429)
Best Season vs. STL	9-3 (.750) in 1978, 1991
Most runs in game by SD	17, August 24, 1993 vs. STL
Most runs in game by STL	17, May 7, 1987 vs. STL
Longest Winning Streak	9 games, June 22, 1991 - May 1, 1992
Longest Losing Streak	11 games, September 29, 1999 - September 28, 2000
Last Time the Padres Swept	
3-game series in SD (14x)	May 14 - 16, 2021
3-game series @ STL	May 23 - 25, 1980
4-game series in SD	never
4-game series @ STL	never

OPPONENTS



BOSTON RED SOX

2024 vs. BOS	2-1 (.667)
Best Season vs. BOS	2-1 (.667) in 2011, 2024
Most runs in game by SD	11, June 29, 2024 @ BOS
Most runs in game by BOS	14, June 20, 2011 @ BOS
Longest Winning Streak	3 games, May 21, 2023 - June 29, 2024
Longest Losing Streak	4 games, September 6, 2016 - August 24, 2019

Last Time the Padres Swept

3-game series in SD	never
3-game series @ BOS	never
4-game series in SD	never
4-game series @ BOS	never



CLEVELAND GUARDIANS

2024 vs. CLE	2-1 (.667)
Best Season vs. CLE	2-1 (.667) in 2017, 2023, 2024
Most runs in game by SD	9, June 12, 2003 @ CLE
Most runs in game by CLE	11, July 6, 2017 @ CLE
Longest Winning Streak	3 games, April 9, 2014 (Game 2) - July 5, 2017
Longest Losing Streak	3 games, 2x, last: May 4-August 24, 2022

Last Time the Padres Swept

3-game series in SD	never
3-game series @ CLE	never
4-game series in SD	never
4-game series @ CLE	never



HOUSTON ASTROS

2024 vs. HOU	2-1 (.667)
Best Season vs. HOU	3-0 (1.000) in 2020
Most runs in game by SD	18, July 29, 2007 @ HOU
Most runs in game by HOU	15, September 16, 1997 @ HOU
Longest Winning Streak	8 games, 2x, last: July 29-September 18, 1990
Longest Losing Streak	9 games, June 22-September 17, 1979

Last Time the Padres Swept

3-game series in SD	August 21-23, 2020
3-game series @ HOU	May 21-23, 2001
4-game series in SD	August 6-9, 1992
4-game series @ HOU	never



BALTIMORE ORIOLES

2024 vs. BAL	2-1 (.667)
Best Season vs. BAL	3-1 (.750) in 2019
Most runs in game by SD	12, June 19, 2007 vs. BAL
Most runs in game by BAL	12, June 29, 2016 vs. BAL
Longest Winning Streak	4 games, August 15, 2023 - July 27, 2024
Longest Losing Streak	3 games, June 22 - 29, 2016

Last Time the Padres Swept

3-game series in SD	never
3-game series @ BAL	never
4-game series in SD	never
4-game series @ BAL	never



CHICAGO WHITE SOX

2024 vs. CWS	3-0 (1.000)
Best Season vs. CWS	3-0 (1.000) in 2023, 2024
Most runs in game by SD	6, 3x, last September 21, 2024 vs. CWS
Most runs in game by CWS	9, May 14, 2017 @ CWS
Longest Winning Streak	6 games, Sept. 29, 2023 - Sept. 22, 2024
Longest Losing Streak	3 games, May 13, 2017 - September 30, 2022

Last Time the Padres Swept

3-game series in SD	September 20 - 22, 2024
3-game series @ CWS	September 29 - October 1, 2023
4-game series in SD	never
4-game series @ CWS	never



DETROIT TIGERS

2024 vs. DET	2-1 (.667)
Best Season vs. DET	2-1 (.667) 4x, last: 2024
Most runs in game by SD	14 July 22, 2023 @ DET
Most runs in game by DET	12, July 25, 2022 @ DET
Longest Winning Streak	3 games, April 13, 2014 - June 24, 2017
Longest Losing Streak	3 games, June 14-16, 2005

Last Time the Padres Swept

3-game series in SD	never
3-game series @ DET	never
4-game series in SD	never
4-game series @ DET	never



KANSAS CITY ROYALS

2024 vs. KC	2-1 (.667)
Best Season vs. KC	3-0 (1.000) in 2004, 2011
Most runs in game by SD	13, August 26, 2022 @ KC
Most runs in game by KC	15, August 28, 2022 @ KC
Longest Winning Streak	7 games, July 2, 2004 - May 5, 2014
Longest Losing Streak	2 games, 3x, last: May 16-17, 2023

Last Time the Padres Swept

3-game series in SD	2x, last: June 27-29, 2011
3-game series @ KC	never
4-game series in SD	never
4-game series @ KC	never

OPPONENTS

LOS ANGELES ANGELS

2024 vs. LAA	0-3 (.000)
Best Season vs. LAA	3-0 (1.000) 2x, in 1999, 2023
Most runs in game by SD	11, September 2, 2020 @ LAA
Most runs in game by LAA	11, 2 x, last: June 12, 2009 @ LAA
Longest Winning Streak	4 games, 2x, last: Sept. 8, 2021 - July 5, 2023
Longest Losing Streak	4 games, June 12, 2009 - May 18, 2012
Last Time the Padres Swept	
3-game series in SD	July 3 - 5, 2023
3-game series @ LAA	July 18 - 20, 1999
4-game series in SD	never
4-game series @ LAA	never

NEW YORK YANKEES

2024 vs. NYY	1-2 (.333)
Best Season vs. NYY	2-1 (.667) 2x, in 2013, 2016
Most runs in game by SD	10, June 11, 2004 @ NYY
Most runs in game by NYY	10, May 28, 2023 @ NYY
Longest Winning Streak	3 games, August 4, 2013 - July 2, 2016
Longest Losing Streak	5 games, June 12, 2004 - June 19, 2008
Last Time the Padres Swept	
3-game series in SD	never
3-game series @ NYY	never
4-game series in SD	never
4-game series @ NYY	never

SEATTLE MARINERS

2024 vs. SEA	1-3 (.250)
Best Season vs. SEA	4-0 (1.000) in 2018
Most runs in game by SD	16, May 21, 2021 vs. SEA
Most runs in game by SEA	16, 2x, last: June 2, 2016 @ SEA
Longest Winning Streak	7 games, August 28, 2018 - August 6, 2019
Longest Losing Streak	7 games, May 17, 2008 - June 17, 2009
Last Time the Padres Swept	
3-game series in SD	May 21 - 23, 2021
3-game series @ SEA	June 12 - 14, 2012
4-game series in SD	never
4-game series @ SEA	never

TEXAS RANGERS

2024 vs. TEX	1-2 (.333)
Best Season vs. TEX	4-0 (1.000) in 2020
Most runs in game by SD	17, June 7, 1998 @ TEX
Most runs in game by TEX	12, June 26, 2009 @ TEX
Longest Winning Streak	11 games, Sept. 16, 2018 - July 30, 2023
Longest Losing Streak	4 games, 2x, last: May 9, 2017 - June 25, 2018
Last Time the Padres Swept	
3-game series in SD	July 28 - 30, 2023
3-game series @ TEX	April 9 - 11, 2021
4-game series in SD	never
4-game series @ TEX	never

MINNESOTA TWINS

2024 vs. MIN	2-1 (.667)
Best Season vs. MIN	2-1 (.667) 3x, in 2005, 2022, 2024
Most runs in game by SD	10, July 29, 2022 vs. MIN
Most runs in game by MIN	16, September 12, 2017 @ MIN
Longest Winning Streak	2 games, 4x, last: August 19 - 20, 2024
Longest Losing Streak	9 games, June 24, 2008 - August 5, 2014
Last Time the Padres Swept	
3-game series in SD	never
3-game series @ MIN	never
4-game series in SD	never
4-game series @ MIN	never

OAKLAND ATHLETICS

2024 vs. OAK	3-0 (1.000)
Best Season vs. OAK	3-0 (1.000), in 2023, 2024
Most runs in game by SD	15, June 30, 1997 @ OAK
Most runs in game by OAK	16, June 17, 2015 @ OAK
Longest Winning Streak	6 games, September 15, 2023 - June 12, 2024
Longest Losing Streak	5 games, June 5, 2000 - June 13, 2001
Last Time the Padres Swept	
3-game series in SD	September 15 - 17, 2023
3-game series @ OAK	June 10 - 12, 2024
4-game series in SD	never
4-game series @ OAK	never

TAMPA BAY RAYS

2024 vs. TB	2-1 (.667)
Best Season vs. TB	2-1 (.667) 5x, Last: 2024
Most runs in game by SD	13, August 30, 2024 @ TB
Most runs in game by TB	15, August 16, 2016 @ TB
Longest Winning Streak	4 games, June 13, 2007 - June 23, 2010
Longest Losing Streak	9 games, June 24, 2010 - August 13, 2019
Last Time the Padres Swept	
3-game series in SD	never
3-game series @ TB	never
4-game series in SD	never
4-game series @ TB	never

TORONTO BLUE JAYS

2024 vs. TOR	1-2 (.333)
Best Season vs. TOR	2-1 (.667) 3x, in 2013, 2019, 2023
Most runs in game by SD	19, May 25, 2019 @ TOR
Most runs in game by KC	10, May 26, 2019 @ TOR
Longest Winning Streak	3 games, July 27, 2016 - May 25, 2019
Longest Losing Streak	3 games, 2x, last: July 20, 2023 - April 20, 2024
Last Time the Padres Swept	
3-game series in SD	never
3-game series @ TOR	never
4-game series in SD	never
4-game series @ TOR	never



SCOUTING & PLAYER DEVELOPMENT

PLAYER DEVELOPMENT



RYLEY WESTMAN

Vice President, Player Development



MIKE DALY

Assistant Director, Player Development



VINNY LOPEZ

Director of Instruction, Defense & Baserunning



MOLLY MEYER

Player Plan Coordinator



JAMES KELLER

Special Assistant, Pitching Coordinator



JOSE RADA

Pitching Coordinator



JONATHAN MATHEWS

Hitting Coordinator



SCOTT COOLBAUGH

Hitting Advisor



DANNY WORTH

Infield Coordinator



OSWALDO PIRELA

Catching Coordinator

SCOUTING & PLAYER DEVELOPMENT

SUPPORT STAFF & ADMINISTRATION



CÉSAR RIZIK

Director, International
Operations



TODD STEPHENSON

Manager, Minor Leagues/
Peoria



AJ BRIDGES

Manager, Minor League
Equipment



KAITLYN SIMMONS

Manager, Learning,
Education & Life Skills



VICENTE CAFARO

International Player
Development Coordinator



CLINTON SEWELL

Player Development
Coordinator



ETHAN DIXON

Senior Manager, Video
Operations & Pro Scout



MATT THOMAS

Player Development Video &
Pro Scout



ADRIAN ORTIZ

Scouting & PD Admin. Coord.



KYLE ROSS

Clubhouse Assistant



SAM LEWIS

Clubhouse Assistant




JACOB DWIGGINS

Clubhouse Assistant



PRESLEY GREIER

Clubhouse Assistant



JACK HELSTEN

Clubhouse Assistant



ALBERT WU

Interpreter

INTERNATIONAL OPERATIONS



ROSA POU

Mental Skills Coordinator



LUIS VARELA

Mental Skills Coach



SHERLY GERMAN

Lead ESL Instructor



YAHAIRA BRADOR

Latin American Education
Coordinator

INTERNATIONAL OPERATIONS CONT.



FRANKLYN PEGUERO

Administrator, Dominican Republic Operations



JOEL CARO

Latin American Baseball Operations Assistant



MARTINA PEREYRA

Office Manager, Dominican Republic



EMILIO SANCHEZ FRIAS

Baseball & Administration Assistant

SPORTS MEDICINE & PERFORMANCE



JOSEAN PRIETO

Medical Coordinator



JOJO TARANTINO

Medical Services and Administration Coordinator



DWAYNE PETERSON

Strength and Conditioning Coordinator



GARRETT KELLY

Assistant Strength and Conditioning Coordinator



TAYLOR MCWILLIAMS

Rehab Coordinator



YOEL MONZON

Rehab Pitching Coach



KEVIN MIXON

Rehab Strength Coach



BENNETT TABARACCI

Physical Therapist



HILLARY PLUMMER

Quality Assurance, Player Health & Performance



ERIC JUNGE

Performance Coach



HANNAH COOPER

Performance Dietitian



CITLALY AISPURO

Performance Dietitian



DMITRI WASHINGTON

Physical Therapy Fellow

SCOUTING & PLAYER DEVELOPMENT

SCOUTING



CHRIS KEMP

Vice President, Amateur & International Scouting



PETE DEYOUNG

Vice President, Professional Scouting



ACEY KOHROGI

Director, Pacific Rim Operations



BRETT BECKER

Senior Manager, Pro Scouting & Baseball Operations



DYLAN SCHOKNECHT

Coordinator, Amateur Scouting Operations



REBEKAH LAJOIE

Amateur Scout, Technology & Data



JOSH EMMERICK

National Supervisor



MIKE KANEN

Regional Supervisor, Northeast



ANDREW SALVO

National Supervisor, South

AREA SCOUTS



SPENCER BABCOCK

Area Scout, Southern California



DOUG BANKS

Special Assignment Scout



JUSTIN BAUGHMAN

Area Scout, Northwest



CLINT HARRISON

Area Scout, Gulf States



TROY HOERNER

Area Scout, Upper Midwest



CHRIS KEMLO

Regional Scout & International Crosschecker, Canada/Midwest



JAKE KOENIG

Amateur & International Crosschecker



MAX KRAUST

Area Scout, Southwest



TYLER LITTLEFIELD

Area Scout, Carolinas



MATT MALONEY

Area Scout, Ohio Valley



JOHN MARTIN

Area Scout, North Florida



JOHN MCNAMARA

Area Scout, Northeast



STEPHEN MORITZ

Area Scout, Midwest



TIM REYNOLDS

Area Scout, Northern California



WILLIE RONDA

Scout, Puerto Rico



DANIEL SADER

Area Scout, Mid-Atlantic

SCOUTING & PLAYER DEVELOPMENT

AREA SCOUTS



MATT SCHAFFNER

Regional Scout, North Texas



WILL SCOTT

Area Scout, Northeast



JACK SHANNON

Area Scout, Southern California & Hawaii



TYLER STUBBLEFIELD

Area Scout, Georgia & Eastern Tennessee



TYLER WATSON


Area Scout, South Texas & Louisiana

INTERNATIONAL SCOUTING



TREVOR SCHUMM

Scouting Supervisor, International Crosschecker



BILL MCLAUGHLIN

Scouting Supervisor, International Crosschecker



CLIFF TERRACUSO

Area Scout, Puerto Rico & International Crosschecker



KELVIN ALARCON

Scout, Venezuela



ANTONIO ALEJOS

Scout, Venezuela



ANDRES CABADIAS

Scout, Colombia



EMENEJILDO DIAZ

Scout, Dominican Republic



ALVIN DURAN

Supervisor, International Scouting - Dominican Republic

INTERNATIONAL SCOUTING, CONT.



JHONATTAN FELIZ

Scout, Dominican Republic




ANGEL FLORENTINY

Scout, Venezuela



PO-HSUAN KENG

Scout, Taiwan



CHRIS KUSIOLEK

Scout



RICARDO MONTENEGRO

Scout, Panama



NEHOMAR CALDERA

Scout, Venezuela



HUN NAMGUNG

Scout, Korea



LUIS PRIETO

Scout, Venezuela



EMANUEL RANGEL

Scout, Mexico



JOSE SALADO

Scout, Dominican Republic



MARK SAUNDERSON

Scout, Australia



CARLOS TAVERAS

Scout, Dominican Republic



FELIPE MORILLO

International Scouting Ops,
Dominican Republic



KEIJI UEZONO

Scout, Japan

NOT PICTURED

SHERMAN LACRUS

Scout, Curacao

SCOUTING & PLAYER DEVELOPMENT

PROFESSIONAL SCOUTS



CHUCK LAMAR

Professional Scouting
Crosschecker



SPENCER GRAHAM

Special Assistant,
Professional Scouting



MIKE JUHL

Professional Scouting
Crosschecker



DOMINIC VIOLA

Professional Scouting
Crosschecker



CRAIG BELL

Professional Scout



MIKE BORZELLO

Major League Advance
Scout



KIMBALL CROSSLEY

Professional Scout



TIM HOLT

Professional Scout



SPIKE LUNDBERG

Professional Scout



MARK MERILA

Professional Scout



MAC SEIBERT

Professional Scout



TYLER TUFTS

Professional Scout



MIKE VENAFTRO

Professional Scout



JACOB ZWEIBACK

Professional Scout

AFFILIATES

PADRES AFFILIATE HISTORY

ALL-TIME TRIPLE-A AFFILIATES

1969	Omaha	American Association
1970	Salt Lake City	Pacific Coast League
1971-82	Honolulu	Pacific Coast League
1983-2000	Las Vegas	Pacific Coast League
2001-10	Portland	Pacific Coast League
2011-13	Tucson	Pacific Coast League
2014 - present	El Paso	Pacific Coast League

ALL-TIME DOUBLE-A AFFILIATES

1969	Elmira	Eastern League
1972-75	Alexandria	Texas League
1976-82	Amarillo	Texas League
1983-86	Beaumont	Texas League
1987-94	Wichita	Texas League
1995-96	Memphis	Southern League
1997-2006	Mobile	Southern League
2007-2018	San Antonio	Texas League
2019 - 2020	Amarillo	Texas League
2021 - present	San Antonio	Central League

ALL-TIME HIGH-A AFFILIATES

1969	Key West	Florida State League
1970-71	Lodi	California League
1972	Kinston	Carolina League
1975-87	Reno	California League
1981-83	Salem	Carolina League
1983-94	Miami	Florida State League
1988-90	Riverside	California League
1991-92	High Desert	California League
1993-2000	Rancho Cuc.	California League
2001 - 2020	Lake Elsinore	California League
2021 - present	Fort Wayne	Midwest League

ALL-TIME LOW-A AFFILIATES

1985-92	Charleston	South Atlantic League
1989-94	Waterloo	Midwest League
1993-99	Clinton	Midwest League
1999 - 2020	Fort Wayne	Midwest League
2020 - present	Lake Elsinore	California League

ALL-TIME SHORT-A AFFILIATES

1969-70	Elmira	Eastern League
1970-72	Tri Cities	Northwest League
1973-82	Walla Walla	Northwest League
1980	Grays Harbor	Northwest League
1983-94	Spokane	Northwest League
2001-14	Eugene	Northwest League
2015 - 2020	Tri-City	Northwest League

ALL-TIME ROOKIE AFFILIATES

1969	Salt Lake City	Pioneer League
1981	Bradenton	Gulf Coast League
1982	Sarasota	Gulf Coast League
1989-92	Scottsdale	Arizona Rookie League
1993-2000	Peoria	Arizona Rookie League
1995-2003	Idaho Falls	Pioneer League
2004 - present	Padres 1	Arizona Rookie League
2017 - present	Padres 2	Arizona Rookie League

AFFILIATES

EL PASO CHIHUAHUAS (TRIPLE-A)




League	Pacific Coast League
Division	Pacific Southern Division
President	Alan Ledford
PR Contact and Email	Tim Hagerty - thagerty@epchihuahuas.com
Phone	(915) 242-2028
Website	www.milb.com/el-paso
Padres Affiliate Since	2014
Ballpark	Southwest University Park

SAN ANTONIO MISSIONS (DOUBLE-A)



League	Texas League (Double-A)
Division	Central League
President	Burl Yarbrough - burly@samissions.com
PR Contact and Email	Brian Yancelson - byancelson@samissions.com
Phone	(210) 675-7275
Website	www.milb.com/san-antonio
Padres Affiliate Since	2007-18, 2021-present
Ballpark	Wolf Stadium

FORT WAYNE TINCAPS (HIGH-A)



League	Midwest League
Division	Eastern Division
President	Mike Nutter
PR Contact and Email	John Nolan - nolan@tincaps.com
Phone	(260) 482-6400
Website	www.milb.com/fort-wayne
Padres Affiliate Since	1999
Ballpark	Parkview Field

LAKE ELSINORE STORM (SINGLE-A)



League	California League
Division	South Division
General Managers	Shaun Brock and Christine Kavic
PR Contact and Email	Justin Pickard - jpickard@stormbaseball.com
Phone	(951) 245-4487
Website	www.milb.com/lake-elsinore
Padres Affiliate Since	2001
Ballpark	The Diamond

AFFILIATES

EL PASO CHIHUAHUAS STAFF



PETE ZAMORA
 MANAGER



SCOTT MITCHELL
 PITCHING COACH



JIMMY JONES
 ASST. PITCHING COACH



RAUL PADRON
 HITTING COACH



MATT ADAMS
 BENCH COACH



DAVID BRYAN
 ATHLETIC TRAINER



CARLOS OLIVAS
 ATHLETIC TRAINER



A.J. RUSSELL
 STRENGTH COACH



CHRIS TURRISI
 PERFORMANCE ANALYST



DYLAN BRYANT
 VIDEO

SAN ANTONIO MISSIONS STAFF



LUKE MONTZ
 MANAGER



JEFF ANDREWS
 PITCHING COACH



ERIC DEL PRADO
 HITTING COACH



MIGUEL DEL CASTILLO
 BENCH COACH



JUAN PENA
 ATHLETIC TRAINER



CHANDLER CRAIG
 STRENGTH COACH



BRENDAN AMEND
 PERFORMANCE ANALYST



RYAN GARD
 VIDEO

AFFILIATES

FORT WAYNE TINCAPS STAFF



LUKAS RAY
MANAGER



TOM EHELMAN
PITCHING COACH



YUNIR GARCIA
HITTING COACH



LUIS MENDEZ
BENCH COACH



MICAH GERHART
ATHLETIC TRAINER



CONNOR SHADROO
STRENGTH COACH



JAMES MCCORMICK
PERFORMANCE ANALYST



DANTE LUDLOW
VIDEO

LAKE ELSINORE STORM STAFF



BRIAN BURRE
MANAGER



YORMAN BAZARDO
PITCHING COACH



JERRY DOWNS
HITTING COACH



GREG STARBUCK
BENCH COACH



YUKI MATSUZAWA
ATHLETIC TRAINER



MARK SPADAVECCHIA
STRENGTH COACH



WILSON OKAZAKI
PERFORMANCE ANALYST



TYLER JONES
VIDEO

TM

TM

AFFILIATES

ARIZONA COMPLEX LEAGUE



League	Arizona Complex League
Division	ACL West
Phone	(623) 773-8700
Padres affiliate since	1988
Ballpark	Peoria Stadium

2024 ACL PADRES COACHING STAFF



JHONALDO POZO
Manager



DANIEL CAMARENA
Pitching Coach



LEO ROSALES
Pitching Coach



RUDDY GIRON
Hitting Coach



NOLAN EARLY
Hitting Coach



BRIAN BETANCOURTH
Bench Coach



JED MORRIS
Bench Coach



KEVIN PLawecki
Instructor



OLIVIA GINGRICH
Athletic Trainer



EDMUNDO FERNANDEZ
Athletic Trainer



JAKE ARNOLD
Athletic Trainer



RYAN HURSTON
Strength Coach



CHRISTINA MEDINA
Strength Coach



AUSTIN HARRIS
Senior Performance Analyst



ROBBIE PRICE
Senior Performance Analyst



SETH RYBERG
Performance Analyst

TM

AFFILIATES

DOMINICAN SUMMER LEAGUE PADRES



League	Dominican Summer League
Division	Baseball City
Phone	(809) 685-5000
Padres affiliate since	1987
Ballpark	Padres Dominican Republic Baseball Park

2025 DSL PADRES COACHING STAFF



BRALLAN PEREZ

Manager



DIEGO CEDEÑO

Manager



NELSON CRUZ

Pitching Coach



JACKSON QUEZADA

Pitching Coach



TRAVIS CRAVEN

Pitching Coach



EDINSON RINCÓN

Hitting Coach



ROY DEL CAMPO

Hitting Coach



DUANEL JONES

Hitting Coach



WILFRI DE LA CRUZ

Bench Coach



JUAN ROJAS

Bench Coach



LENNY ROMAN

Athletic Trainer



JAIRO GARCÍA

Athletic Trainer



JEYSIS AMADOR

Athletic Trainer



LIAM MCCRACKEN

Strength Coach



DANILO PEÑA

Strength Coach



EDUARDO CHIRINOS

Strength Coach



LUIS MATEO

Video

TM



PADRES DOMINICAN REPUBLIC BASEBALL PARK

Location	Najayo, San Cristobal, Dominican Republic
Design	HOK Sport
Local Architect	Jose Mella Febles & Assoc., S.A.
Construction Management	RALCO Construction Management Services
Contractors	Ing. Cristian Ciccone y Asociados, C. Por A.
Gross Square Footage	15 acres (653,400 square feet)

FEATURES
Two Regulation-Size Playing Fields
One Half Field
Batting Tunnels
20,000 sq. ft. Clubhouse
18,000 sq. ft. Players Residence
5,000 sq. ft. managers/coaches residence
Administrative Offices
Weight and Training Rooms
Dining Hall
Classrooms

The Padres set new standards for Major League Baseball training facilities with their state-of-the-art Dominican Republic Baseball Park in Najayo, San Cristobal. Officially opened on April 30, 2008, the complex serves as the hub of the Padres Latin American operations where international players live and train year-round. The complex is also the home of the Dominican Summer League Padres. It served as the host location for the 2013 Padres' Instructional League.

The facility boasts two regulation-size playing fields and a half field, batting tunnels, covered pitching mounds and a clubhouse containing Major League-caliber weight and training rooms. The complex has housing for over 60 players as well as managers and coaches, including a kitchen and dining facilities. In an effort to create the ultimate facility, the Padres have incorporated on-site classrooms, a library, computer learning centers and a first-rate player education program.

In conjunction with the construction of its Dominican Republic Baseball Park, the Padres have pioneered a community outreach program aimed at improving the quality of basic public education in the Dominican Republic. The Padres have partnered with SDSU, UCSD, SurFuturo, USAID and the American Chamber of Commerce Dominican Republic to improve four local community schools and incorporate after-school programs for students.

AFFILIATES



PEORIA SPORTS COMPLEX

8131 W. Paradise Lane, Peoria, AZ 85382 | (623) 486-7000

Owner	City of Peoria		
First Game	Padres vs. Mariners, March 2, 1994		
Seating Capacity	12,339		
Outfield Dimensions			
Left Field	340 ft.	Right-Center	385 ft.
Left-Center	385 ft.	Right Field	340 ft.
Center Field	410 ft.		

Spring Training Record and Attendance		
Year	Overall Record	Home Attendance
1969	10-15	14,987
1970	14-12	17,991
1971	11-14	16,540
1972	12-8	13,437
1973	6-16	13,735
1974	10-10	15,748
1975	10-10	16,462
1976	8-7	10,420
1977	16-10	24,279
1978	15-13	30,270
1979	9-11	35,180
1980	8-10	27,881
1981	12-13	30,972
1982	15-8	29,788
1983	12-13	47,000
1984	13-17	50,262
1985	11-15	61,421
1986	16-14	62,103
1987	13-16	59,531
1988	11-16	59,485
1989	18-8	69,541
1990	12-2	23,481
1991	15-12	63,298
1992	13-15	63,071
1993	13-15	64,142
1994	11-18	91,011
1995	3-8-1	38,375
1996	20-13	75,385
1997	20-11	82,752
1998	19-10-3	104,995
1999	20-12-1	104,975
2000	16-14	96,359
2001	17-11	77,035
2002	18-15	83,777
2003	8-17-2	88,709
2004	11-20	77,918
2005	16-14	96,522
2006	17-11	85,443
2007	17-14	100,063
2008	12-14-4	132,361
2009	10-21	88,794
2010	18-10	79,671
2011	13-17-1	75,906
2012	20-16	87,962
2013	16-21	92,638
2014	11-13-6	81,212
2015	17-12-1	106,328
2016	10-21-2	95,410
2017	11-21-1	89,874
2018	15-10-5	82,421
2019	18-11-2	87,153
2020	12-8	N/A
2021	12-13-3	25,596
2022	7-9-2	32,618
2023	15-14-1	105,578
2024	15-14	118,139
Total	725-700-75	3,506,005

2025 Spring Training marked the 32nd Spring Training season at the Peoria Sports Complex for the Padres in Peoria, Ariz. The complex, located 20 miles northwest of downtown Phoenix, serves as the spring home for both the Padres and the Seattle Mariners, and it serves as the premier Cactus League venue on the west side of Phoenix, providing easy access from the 101 Loop and is within walking distance to Peoria's P83 entertainment district featuring shopping dining and entertainment.

The complex provides separate state-of-the-art facilities for the two clubs, and both the Padres and Mariners clubhouses received over a combined 31 million dollars in renovations prior to the 2014 season. Each team's facility has six full fields, two-half fields for infield and base running drills, a bunting field, four covered batting tunnels and eight open air batting tunnels. Both clubhouses are over 55,000 square feet and include administrative offices, full-service kitchens and cafeterias, weight and training rooms and media workrooms.

Prior to the 2017 season, Peoria Stadium also underwent large LED and audio system upgrades including the following: New 2,100 square foot LED display, which was the largest in baseball's Cactus and Grapefruit Leagues and the first to feature 13HD LED. New display will measure approximately 35 feet high by 61 feet wide and feature a 13HD pixel layout to provide high-resolution imagery. Upgraded audio system includes fully-distributed sound, providing full-range sound reproduction for a powerful audio experience. Additional transformations preceding the 2014 season included the following: New 2,400 square foot team store along with renovated entrance gates and administrative offices. New fixed seats with cup holders as well as new seats along the first and third baselines and field level seating behind home plate.

The Colonnade, a new group space down the third base line was installed in 2016 featuring an upscale catering menu, TV's, private restrooms, full bar and viewing patio for groups of up to 200. New outfield pavilion in left field to accommodate groups of 20-300 as well as widened pedestrian walkway around the outfield. Accessible seating platforms added as well as an ADA accessible ramp to the stadium field. Public restroom upgrades. Infrastructure upgrades to water, fiber and information technology.

The working press box at Peoria Stadium has space for 35 writers and five separate broadcast booths. To reserve broadcast booth space, please contact **Tiffany Seal** in the Padres Media Relations Department at tseal@padres.com.



AFFILIATES

ALL-TIME PADRES FIRST-ROUND DRAFT PICKS

Year	Month	Player	Position
1969	June	Randy Elliott	INF/OF
1970	January	John Scott	OF
	June	Mike Ivie	C
1971	January	Dave Hilton	INF
		*John Grubb	OF
	June	Jay Franklin	RHP
1972	January	Cliff Butcher	RHP
		*Rich Troedson	LHP
	June	Dave Roberts	INF
1973	January	Dave Wehrmeister	RHP
	June	Dave Winfield	OF
1974	January	Tucker Ashford	INF
	June	Bill Almon	INF
1975	January	Gene Richards	OF
		*Juan Eichelberger	RHP
	June	Mike Lentz	LHP
1976	January	Keith Miller	C
		Bob Shirley	LHP
	June	Bob Owchinko	LHP
1977	January	Kevin Chapman	RHP
	June	Brian Greer	OF
1978	January	Don Johnson	LHP
	June	Andy Hawkins	RHP
1979	January	John Stevenson	INF
	June	Joe Lansford	INF
		Bob Geren	C
1980	January	Ricky McMullen	INF
	June	Jeff Pyburn	OF
1981	June	Kevin McReynolds	OF
		Frank Castro	C
1982	January	*Scott Parsons	RHP
	June	Jimmy Jones	RHP
		*Kevin Towers	RHP
1983	June	Ray Hayward	LHP
		*Craig Reid	INF
1984	January	Larry Martin	OF
		*Randell Byers	OF
	June	Shane Mack	OF
		*Robert Grandstaff	INF
1985	June	Joey Cora	INF
1986	January	Doug Brocail	RHP
		*Brian Harrison	LHP
	June	Thomas Howard	OF
		*Pete Roberts	LHP
1987	June	Kevin Garner	RHP
1988	June	Andy Benes	RHP
1989	June	none	
1990	June	Robbie Beckett	LHP
1991	June	Joey Hamilton	RHP
1992	June	none	
1993	June	Derrek Lee	INF
1994	June	Dustin Hermanson	RHP
1995	June	Ben Davis	C

Year	Month	Player	Position
1996	June	Matt Halloran	INF
1997	June	Kevin Nicholson	INF
1998	June	Sean Burroughs	INF
1999	June	Vince Faison	OF
		Gerik Baxter	RHP
		Omar Ortiz	RHP
2000	June	Mark Phillips	LHP
2001	June	Jake Gautreau	INF
2002	June	Khalil Greene	INF
2003	June	Tim Stauffer	RHP
2004	June	Matt Bush	INF
2005	June	Cesar Carrillo	RHP
		*Cesar Ramos	LHP
2006	June	Matt Antonelli	INF
		*Kylar Burke	OF
2007	June	Nick Schmidt	LHP
		* Kellen Kulbacki	OF
		* Drew Cumberland	SS
		* Mitch Canham	C
		* Cory Luebke	LHP
		* Daniel Payne	OF
2008	June	Allan Dykstra	INF
		*Jaff Decker	OF
		* Logan Forsythe	INF
2009	June	Donavan Tate	OF
2010	June	# Karsten Whitson	RHP
2011	June	Cory Spangenberg	INF
		Joe Ross	RHP
		*Michael Kelly	RHP
		*# Brett Austin	C
		*Jace Peterson	INF
2012	June	Max Fried	LHP
		*Zach Eflin	RHP
		*Travis Jankowski	OF
		*Walker Weickel	RHP
2013	June	Hunter Renfroe	OF
2014	June	Trea Turner	SS
2015	June	none	
2016	June	Cal Quantrill	RHP
		Hudson Potts	INF
		Eric Lauer	LHP
2017	June	MacKenzie Gore	LHP
2018	June	Ryan Weathers	LHP
2019	June	C.J. Abrams	SS
2020	June	Robert Hassell III	OF
2021	July	Jackson Merrill	INF
2022	July	Dylan Lesko	RHP
2023	July	Dillon Head	OF
2024	July	Kash Mayfield	LHP

*Selected in the Secondary Phase
#Did Not Sign

NO. 1 OVERALL DRAFT PICKS TO APPEAR WITH THE PADRES

Draft	Player	Original Team	Years with San Diego
1970	Mike Ivie (1B)	SD	1971, 1974-1977
1972	Dave Roberts (3B)	SD	1972-75, 1977-78
1974	Bill Almon (INF)	SD	1974-1978
1984	Shawn Abner (OF)	NYM	1987-1990
1988	Andy Benes (RHP)	SD	1989-1994
1992	Phil Nevin (INF)	HOU	1999-2004
2000	Adrian Gonzalez (1B)	FL	2006-2009
2005	Justin Upton (LF)	ARI	2014

MINOR LEAGUERS

FRANCISCO ACUNA *SS*

HEIGHT	BATS	Full Name	Francisco Fernando Acuna
5-8	R	Date of Birth	January 12, 2000 in Barranquilla, Colombia
		2025 Opening Day Age	25
WEIGHT	THROWS	How Obtained	Signed as a minor league free agent on November 12, 2024
166	R	School	international

FABIAN ALCANTARA *INF*

HEIGHT	BATS	Full Name	Fabian Alcantara Melo
6-0	R	Date of Birth	December 12, 2005 in Bonao, Dominican Republic
		2025 Opening Day Age	18
WEIGHT	THROWS	How Obtained	Signed as an international free agent on November 2, 2023
170	R	School	international

DAYQUER ALFONZO *C*

HEIGHT	BATS	Full Name	Dayquer Andres Alfonso
6-1	R	Date of Birth	August 2, 2007 in Caracas, Venezuela
		2025 Opening Day Age	17
WEIGHT	THROWS	How Obtained	Signed as an international free agent on January 16, 2024
190	R	School	international

CARLOS ALVAREZ *LHP*

HEIGHT	BATS	Full Name	Carlos Misael Alvarez
6-4	L	Date of Birth	November 14, 2007 in Santo Domingo Este, Dominican Republic
		2025 Opening Day Age	17
WEIGHT	THROWS	How Obtained	Signed as an international free agent on January 18, 2025
195	L	School	international

JESMAYLIN ARIAS *OF*

HEIGHT	BATS	Full Name	Jesmaylin Anibal Arias
5-11	L	Date of Birth	April 20, 2007 in Santo Domingo, Dominican Republic
		2025 Opening Day Age	17
WEIGHT	THROWS	How Obtained	Signed as an international free agent on January 15, 2024
175	L	School	international

BRYAN BALZER *RHP*

HEIGHT	BATS	Full Name	Bryan Joseph Balzer
6-1	L	Date of Birth	October 27, 2004 in Yokosuka, Japan
		2025 Opening Day Age	20
WEIGHT	THROWS	How Obtained	Signed as a international free agent on January 31, 2023
199	R	School	international

SEAN BARNETT *OF*

HEIGHT	BATS	Full Name	Sean Michael Barnett
6-2	R	Date of Birth	June 22, 2003 in St. Louis, Missouri
		2025 Opening Day Age	21
WEIGHT	THROWS	How Obtained	Signed as an 11th-round selection in the 2024 First-Year Player Draft
200	R	School	Wingate University (N.C.)

BOSTON BATEMAN *LHP*

HEIGHT 6-8	BATS R	Full Name	Colton Michael Bender
		Date of Birth	September 20, 2005 in Henderson, Nevada
		2025 Opening Day Age	19
WEIGHT 240	THROWS L	How Obtained	Signed as a 2nd-round selection in the 2024 First-Year Player Draft
		School	Adolfo Camarillo High School (CA)

ERICK BATISTA *RHP*

HEIGHT 6-0	BATS R	Full Name	Erick Alfredo Batista
		Date of Birth	September 7, 2005 in Santo Domingo, Dominican Republic
		2025 Opening Day Age	19
WEIGHT 155	THROWS R	How Obtained	Signed as a international free agent on January 16, 2023
		School	international

RAYMEL BELLIARD *RHP*

HEIGHT 6-1	BATS R	Full Name	Raymel Javier Belliard
		Date of Birth	December 9, 2005 in Los Alcarizos, Dominican Republic
		2025 Opening Day Age	19
WEIGHT 155	THROWS R	How Obtained	Signed as a international free agent on July 23, 2024
		School	international

YOESMERLI BELTRE *RHP*

HEIGHT 6-4	BATS R	Full Name	Yoesmerli Beltre
		Date of Birth	May 31, 2006 in Sainagua, Dominican Republic
		2025 Opening Day Age	18
WEIGHT 180	THROWS R	How Obtained	Signed as a international free agent on June 5, 2024
		School	international

COLTON BENDER *C*

HEIGHT 5-9	BATS R	Full Name	Colton Michael Bender
		Date of Birth	January 1999 in Norwich, Connecticut
		2025 Opening Day Age	26
WEIGHT 195	THROWS R	How Obtained	Signed as a 10th-round selection in the 2021 First-Year Player Draft
		School	Quinnipiac University (CT)

WES BENJAMIN *LHP*

HEIGHT 6-1	BATS R	Full Name	Wesley Scott Benjamin
		Date of Birth	July 26, 1993 in Winfield, Illinois
		2025 Opening Day Age	31
WEIGHT 188	THROWS L	How Obtained	Signed a minor league contract on February 25, 2025
		School	University of Kansas (KS)

JOSE BERICOTO *OF*

HEIGHT 6-0	BATS R	Full Name	Jose Daniel Bericoto
		Date of Birth	April 23, 2007 in Distrito Girardot, Venezuela
		2025 Opening Day Age	17
WEIGHT 160	THROWS R	How Obtained	Signed as a international free agent on January 16, 2024
		School	international

MINOR LEAGUERS

JASON BLANCHARD *LHP*

HEIGHT 6-0	BATS R	Full Name	Jason Randall Blanchard
		Date of Birth	June 25, 1997 in Austin, Texas
WEIGHT 189	THROWS L	2025 Opening Day Age	27
		How Obtained	Signed as a ninth-round selection in the 2019 First-Year Player Draft
		School	Lamar University (TX)

RAUL BRITO *RHP*

HEIGHT 6-1	BATS R	Full Name	Raul Adolfo Brito Cruceta
		Date of Birth	May 23, 1997 in Santiago, Dominican Republic
WEIGHT 221	THROWS R	2025 Opening Day Age	27
		How Obtained	Signed as a minor league free agent on December 10, 2022
		School	international

TRENTON BROOKS *OF*

HEIGHT 6-0	BATS L	Full Name	Trenton Alan Brooks
		Date of Birth	July 3, 1995 in Alpine, California
WEIGHT 195	THROWS L	2025 Opening Day Age	29
		How Obtained	Signed as a minor league free agent on November 13, 2024
		School	University of Nevada (NV)

MICHAEL BROSSAU *INF*

HEIGHT 5-9	BATS R	Full Name	Michael Dillon Brosseau
		Date of Birth	March 15, 1994 in Munster, IN
WEIGHT 205	THROWS R	2025 Opening Day Age	31
		How Obtained	Signed as a minor league free agent on December 28, 2024
		School	Oakland University (MI)

ROBERTO BURGOS *RHP*

HEIGHT 6-2	BATS R	Full Name	Roberto Burgos
		Date of Birth	October 6, 2003 in Santo Domingo, Dominican Republic
WEIGHT 185	THROWS R	2025 Opening Day Age	21
		How Obtained	Signed as an international free agent on June 8, 2024
		School	international

LANGSTON BURKETT *RHP*

HEIGHT 6-6	BATS L	Full Name	Langston Kweli Burkett
		Date of Birth	April 2, 2005 in Santa Cruz, California
WEIGHT 239	THROWS R	2025 Opening Day Age	19
		How Obtained	Signed as a non-drafted free agent on July 20, 2023
		School	Santa Cruz HS (CA)

BRANDON BUTTERWORTH *INF*

HEIGHT 5-11	BATS R	Full Name	Brandon Butterworth
		Date of Birth	August 29, 2002 in Charlotte, NC
WEIGHT 168	THROWS R	2025 Opening Day Age	22
		How Obtained	Signed as a 12th-round selection in the 2024 First-Year Player Draft
		School	North Carolina State (NC)

JACOB CAMPBELL *c*

HEIGHT 6-1	BATS R	Full Name	Jacob Peter Campbell
		Date of Birth	May 21, 2000 in Janesville, Wisconsin
WEIGHT 210	THROWS R	2025 Opening Day Age	24
		How Obtained	Signed as a minor league free agent on July 26, 2022
		School	University of Illinois at Urbana-Champaign (IL)

CLARK CANDIOTTI *RHP*

HEIGHT 6-5	BATS R	Full Name	Clark Nicklaus Candiotti
		Date of Birth	September 2, 2000 in Walnut Creek, California
WEIGHT 235	THROWS R	2025 Opening Day Age	24
		How Obtained	Signed as a 4th-round selection (143) in the 2024 First-Year Player Draft
		School	University of Arizona (AZ)

MARCOS CASTAÑÓN *INF*

HEIGHT 6-0	BATS R	Full Name	Marcos Castañón
		Date of Birth	March 23, 1999 in San Bernardino, CA
WEIGHT 213	THROWS R	2025 Opening Day Age	26
		How Obtained	Signed as a 12th-round selection in the 2021 First-Year Player Draft
		School	University of California, Santa Barbara (CA)

DARIAN CASTILLO *INF*

HEIGHT 5-7	BATS S	Full Name	Darian Escrimer Castillo
		Date of Birth	September 12, 2006 in San Juan de la Maguana, Dominican Republic
WEIGHT 150	THROWS R	2025 Opening Day Age	18
		How Obtained	Signed as an international free agent on January 15, 2024
		School	international

JESUS CASTRO *c*

HEIGHT 5-10	BATS R	Full Name	Jesus David Castro Heredia
		Date of Birth	July 7, 2004 in Caracas, Venezuela
WEIGHT 196	THROWS R	2025 Opening Day Age	20
		How Obtained	Signed as an international free agent on August 23, 2021
		School	international

MANUEL CASTRO *RHP*

HEIGHT 5-11	BATS R	Full Name	Manuel Octavio Castro Valdez
		Date of Birth	May 11, 2002 in Sinaloa
WEIGHT 197	THROWS R	2025 Opening Day Age	22
		How Obtained	Signed as an international free agent on June 22, 2021
		School	international

ADLER CECIL *LHP*

HEIGHT 6-4	BATS L	Full Name	Adler Bryen Cecil
		Date of Birth	May 1, 2005 in Roseville, California
WEIGHT 177	THROWS L	2025 Opening Day Age	19
		How Obtained	Signed as a 19th-round selection in the 2023 First-Year Player Draft
		School	Temecula Valley HS (CA)

MINOR LEAGUERS

NERWILIAN CEDENO *INF*

HEIGHT 5-11	BATS S	Full Name	Nerwilian Enrique Cedeno Soto
		Date of Birth	March 16, 2002 in Rio Tucani, Venezuela
WEIGHT 198	THROWS R	2025 Opening Day Age	23
		How Obtained	Signed as an international free agent on July 2, 2018
		School	international

JAVIER CHACON *LHP*

HEIGHT 5-11	BATS L	Full Name	Javier Martin Chacon Alfonso
		Date of Birth	December 24, 2002 in Havana, Cuba
WEIGHT 213	THROWS L	2025 Opening Day Age	22
		How Obtained	Signed as an international free agent on January 18, 2021
		School	international

HAROLD CHIRINO *RHP*

HEIGHT 6-1	BATS R	Full Name	Harold Jose Gregorio Chirino
		Date of Birth	January 12, 1998 in Pueblo Nuevo, Venezuela
WEIGHT 217	THROWS R	2025 Opening Day Age	27
		How Obtained	Signed as a minor league free agent on November 18, 2024
		School	international

B.Y. CHOI *INF*

HEIGHT 6-3	BATS L	Full Name	Byungyong Choi
		Date of Birth	April 30, 2002 in Seoul, South Korea
WEIGHT 203	THROWS R	2025 Opening Day Age	22
		How Obtained	Signed as a 20th-round selection in the 2023 First-Year Player Draft
		School	New Mexico Military (NM)

WINYER CHOURIO *RHP*

HEIGHT 6-2	BATS R	Full Name	Winyer De Jesus Chourio
		Date of Birth	November 4, 2003 in Merida, Venezuela
WEIGHT 180	THROWS R	2025 Opening Day Age	21
		How Obtained	Signed as an international free agent on May 13, 2024
		School	international

MIGUEL CIENFUEGOS *LHP*

HEIGHT 6-3	BATS L	Full Name	Miguel Cienfuegos
		Date of Birth	February 10, 1997 in Laval, Canada
WEIGHT 204	THROWS L	2025 Opening Day Age	28
		How Obtained	Signed as an international free agent on December 21, 2022
		School	Northwest Florida State College (FL)

SPENCE COFFMAN *INF*

HEIGHT 6-1	BATS R	Full Name	Spence Maddox Coffman
		Date of Birth	January 7, 2004 in Jackson, Tennessee
WEIGHT 173	THROWS R	2025 Opening Day Age	21
		How Obtained	Signed as a 19th-round selection in the 2022 First-Year Player Draft
		School	Tishomingo County High School (MS)

ADAM CONRAD *RHP*

HEIGHT 6-3	BATS R	Full Name	Victor Adam Conrad
		Date of Birth	April 8, 2003 in Winston-Salem, NC
		2025 Opening Day Age	21
WEIGHT 205	THROWS R	How Obtained	Signed as a non-drafted free agent on July 25, 2024
		School	Carolina University (NC)

EFRAIN CONTRERAS *RHP*

HEIGHT 5-10	BATS R	Full Name	Efrain Contreras
		Date of Birth	January 2, 2000 in Ciudad Juarez, Mexico
		2025 Opening Day Age	25
WEIGHT 185	THROWS R	How Obtained	Signed as an international free agent on July 8, 2017
		School	international

SANTIAGO CONTRERAS *OF*

HEIGHT 6-2	BATS L	Full Name	Santiago Emilio Contreras Valdez
		Date of Birth	August 16, 2005 in Sinaloa, Mexico
		2025 Opening Day Age	19
WEIGHT 155	THROWS R	How Obtained	Signed as an international free agent on January 16, 2023
		School	international

DEIVID CORONIL *INF*

HEIGHT 6-3	BATS S	Full Name	Deivid Jose Coronil
		Date of Birth	October 4, 2007 in La Candelaria, Venezuela
		2025 Opening Day Age	17
WEIGHT 162	THROWS R	How Obtained	Signed as an international free agent on January 19, 2025
		School	international

HUMBERTO CRUZ *RHP*

HEIGHT 6-1	BATS R	Full Name	Humberto Federico Cruz
		Date of Birth	December 18, 2006 in Monterrey, Mexico
		2025 Opening Day Age	18
WEIGHT 170	THROWS R	How Obtained	Signed as an international free agent on February 21, 2024
		School	international

RANDOLL CRUZ *RHP*

HEIGHT 6-7	BATS R	Full Name	Randoll Jose Cruz
		Date of Birth	January 10, 2007 in San Pedro de Macoris, Dominican Republic
		2025 Opening Day Age	18
WEIGHT 220	THROWS R	How Obtained	Signed as an international free agent on August 28, 2024
		School	international

MANUEL DAVILA *RHP*

HEIGHT 6-0	BATS R	Full Name	Manuel Ivan Davila
		Date of Birth	August 8, 2007 in Ciudad General Escobedo, Mexico
		2025 Opening Day Age	17
WEIGHT 140	THROWS R	How Obtained	Signed as an international free agent on January 18, 2024
		School	international

MINOR LEAGUERS

AUSTIN DAVIS *LHP*

HEIGHT 6-4	BATS L	Full Name	Austin Richard Davis
		Date of Birth	February 3, 1993 in Scottsdale, Arizona
WEIGHT 245	THROWS L	2025 Opening Day Age	32
		How Obtained	Signed as a minor league free agent on January 27, 2024
		School	Cal State Bakersfield (CA)

JHOAN DE LA CRUZ *INF*

HEIGHT 5-9	BATS S	Full Name	Jhoan Ismael De La Cruz
		Date of Birth	November 16, 2007 in San Pedro de Macoris, Dominican Republic
WEIGHT 165	THROWS R	2025 Opening Day Age	17
		How Obtained	Signed as a minor league free agent on January 22, 2025
		School	international

LUIS DE LEON *INF*

HEIGHT 5-8	BATS S	Full Name	Luis Alberto De Leon Rodriguez
		Date of Birth	January 8, 2006 in Santo Domingo, Dominican Republic
WEIGHT 155	THROWS R	2025 Opening Day Age	19
		How Obtained	Signed as an international free agent on January 15, 2023
		School	international

LEO DE VRIES *INF*

HEIGHT 6-2	BATS S	Full Name	Leodalis Dalis De Vries Angomas
		Date of Birth	October 11, 2006 in Azua, Dominican Republic
WEIGHT 183	THROWS R	2025 Opening Day Age	18
		How Obtained	Signed as an international free agent on January 15, 2024
		School	international

VICARTE DOMINGO *RHP*

HEIGHT 5-11	BATS R	Full Name	Vicarte Domingo
		Date of Birth	November 18, 2002 in Vancouver, Canada
WEIGHT 190	THROWS R	2025 Opening Day Age	22
		How Obtained	Signed as an international free agent on July 24, 2024
		School	international

JHOJAN DOWNER *c*

HEIGHT 5-10	BATS R	Full Name	Jhojan Oriel Downer
		Date of Birth	June 9, 2007 in Almirante, Panama
WEIGHT 170	THROWS R	2025 Opening Day Age	17
		How Obtained	Signed as an international free agent on January 16, 2024
		School	international

VICTOR DUARTE *c*

HEIGHT 5-11	BATS R	Full Name	Victor Andres Duarte
		Date of Birth	February 23, 2001 in Tucupita, Venezuela
WEIGHT 205	THROWS R	2025 Opening Day Age	24
		How Obtained	Signed as an international free agent on July 2, 2018
		School	international

CLAY DUNGAN *INF*

HEIGHT 6-1	BATS L	Full Name	Anthony Clay Dungan
		Date of Birth	June 2, 1996 in Muncie, IN
		2025 Opening Day Age	28
WEIGHT 190	THROWS R	How Obtained	Selected from KC in the Rule 5 Draft on December 6, 2023
		School	Indiana State University (IN)

RODOLFO DURÁN *C*

HEIGHT 5-9	BATS R	Full Name	Rodolfo Jose Durán
		Date of Birth	February 19, 1998 in Santo Domingo, Dominican Republic
		2025 Opening Day Age	27
WEIGHT 216	THROWS R	How Obtained	Signed as a minor league free agent on December 18, 2024
		School	international

BRENDAN DURFEE *C*

HEIGHT 6-4	BATS L	Full Name	Brendan Thomas Durfee
		Date of Birth	July 31, 2001 in Pasadena, CA
		2025 Opening Day Age	23
WEIGHT 221	THROWS R	How Obtained	Signed as a minor league free agent on July 24, 2024
		School	California Lutheran University (CA)

BRECK EICHELBERGER *RHP*

HEIGHT 6-4	BATS R	Full Name	Breck David Eichelberger
		Date of Birth	March 15, 2000 in St. George, UT
		2025 Opening Day Age	25
WEIGHT 210	THROWS R	How Obtained	Signed as a minor league free agent on July 20, 2023
		School	Abilene Christian (TX)

MARCO ELUSCAT *LHP*

HEIGHT 6-1	BATS L	Full Name	Marco Antonio Eluscat
		Date of Birth	July 5, 2006 in Santo Domingo, Dominican Republic
		2025 Opening Day Age	18
WEIGHT 145	THROWS L	How Obtained	Signed as an international free agent on June 19, 2024
		School	international

JOSÉ ESPADA *RHP*

HEIGHT 6-0	BATS R	Full Name	Jose Manuel Espada
		Date of Birth	February 22, 1997 in Ponce, Puerto Rico
		2025 Opening Day Age	28
WEIGHT 177	THROWS R	How Obtained	Signed as a minor league free agent on December 17, 2024
		School	Jose Collazo Colon HS (PR)

ZACH EVANS *INF*

HEIGHT 6-4	BATS R	Full Name	Zachary William Evans
		Date of Birth	July 16, 2002 in Buffalo, NY
		2025 Opening Day Age	22
WEIGHT 210	THROWS R	How Obtained	Signed as a 9th-round selection in the 2024 First-Year Player Draft
		School	Lenoir-Rhyne University (NC)

MINOR LEAGUERS

ALBERT FABIAN *OF*

HEIGHT 6-0	BATS L	Full Name	Albert De Jesus Fabian Florentino
		Date of Birth	December 21, 2001 in Santiago, Dominican Republic
WEIGHT 228	THROWS L	2025 Opening Day Age	23
		How Obtained	Signed as an international free agent on July 2, 2018
		School	international

JOSIAS FIGUEROE *RHP*

HEIGHT 6-1	BATS R	Full Name	Josias Smir Figueroe
		Date of Birth	January 4, 2007 in Pueblo Viejo, Dominican Republic
WEIGHT 175	THROWS R	2025 Opening Day Age	18
		How Obtained	Signed as an international free agent on October 18, 2024
		School	international

VICTOR FIGUEROA *INF*

HEIGHT 6-5	BATS L	Full Name	Victor Enrique Figueroa
		Date of Birth	December 31, 2003 in Tampa, Florida
WEIGHT 240	THROWS R	2025 Opening Day Age	21
		How Obtained	Signed as an 18th-round selection in the 2024 First-Year Player Draft
		School	Florida Southwestern State College (FL)

KALE FOUNTAIN *INF*

HEIGHT 6-5	BATS R	Full Name	Kale Michael Fountain
		Date of Birth	August 14, 2005 in Sioux Falls, SD
WEIGHT 220	THROWS R	2025 Opening Day Age	19
		How Obtained	Signed as a 5th-round selection in the 2024 First-Year Player Draft
		School	Norris HS (NE)

OLIVER FRANCO *RHP*

HEIGHT 6-8	BATS R	Full Name	Oliver Franco
		Date of Birth	September 16, 2006 in San Cristobal, Dominican Republic
WEIGHT 210	THROWS R	2025 Opening Day Age	18
		How Obtained	Signed as an international free agent on November 20, 2024
		School	international

RUBEN GALINDO *RHP*

HEIGHT 6-1	BATS R	Full Name	Ruben Antonio Galindo Naar
		Date of Birth	January 24, 2001 in Antioquia, Colombia
WEIGHT 191	THROWS R	2025 Opening Day Age	24
		How Obtained	Signed as an international free agent on July 2, 2019
		School	international

ALEXANDER GARCIA *OF*

HEIGHT 6-0	BATS L	Full Name	Alexander Garcia Marte
		Date of Birth	October 26, 2005 in Santo Domingo, Dominican Republic
WEIGHT 170	THROWS R	2025 Opening Day Age	19
		How Obtained	Signed as an international free agent on January 15, 2023
		School	international

ANDRES GARZA *c*

HEIGHT 5-11	BATS L	Full Name	Andres Garza
		Date of Birth	June 12, 2007 in Monterrey, Mexico
		2025 Opening Day Age	17
WEIGHT 165	THROWS R	How Obtained	Signed as an international free agent on January 18, 2024
		School	international

JOSE GERALDO *RHP*

HEIGHT 6-3	BATS R	Full Name	Jose Manuel Geraldo Garcia
		Date of Birth	January 30, 1999 in Azua, Dominican Republic
		2025 Opening Day Age	26
WEIGHT 232	THROWS R	How Obtained	Signed as an international free agent on January 12, 2018
		School	international

LUIS GERMAN *RHP*

HEIGHT 6-3	BATS R	Full Name	Luis Fernando German Cabrera
		Date of Birth	October 14, 2001 in San Cristobal, Dominican Republic
		2025 Opening Day Age	23
WEIGHT 192	THROWS R	How Obtained	Signed as an international free agent on January 15, 2022
		School	international

IGOR GIL *LHP*

HEIGHT 5-11	BATS L	Full Name	Igor Eduardo Romero
		Date of Birth	March 23, 2001 in Maracay, Venezuela
		2025 Opening Day Age	24
WEIGHT 170	THROWS L	How Obtained	Signed as a free agent on September 6, 2023
		School	international

LOGAN GILLASPIE *RHP*

HEIGHT 6-1	BATS R	Full Name	Logan Craig Gillaspie
		Date of Birth	April 17, 1997 in Bakersfield, CA
		2025 Opening Day Age	27
WEIGHT 215	THROWS R	How Obtained	Signed as a minor league free agent on December 12, 2024
		School	Oxnard College (CA)

MOISÉS GÓMEZ *OF*

HEIGHT 5-11	BATS R	Full Name	Moisés Manuel Gómez
		Date of Birth	August 27, 1998 in Caracas, Venezuela
		2025 Opening Day Age	26
WEIGHT 196	THROWS R	How Obtained	Signed as a minor league free agent on December 13, 2024
		School	international

OSCAR GONZALEZ *OF*

HEIGHT 6-4	BATS R	Full Name	Oscar Luis Gonzalez
		Date of Birth	January 10, 1998 in San Cristobal, Dominican Republic
		2025 Opening Day Age	27
WEIGHT 240	THROWS R	How Obtained	Signed as a minor league free agent on November 26, 2024
		School	international

MINOR LEAGUERS

NIKO GOODRUM *INF*

HEIGHT 6-3	BATS S	Full Name	Cartier Niko Goodrum
		Date of Birth	February 28, 1992 in Atlanta, GA
		2025 Opening Day Age	33
WEIGHT 219	THROWS R	How Obtained	Signed as a minor league free agent on January 13, 2025
		School	Fayette County HS (GA)

DONTE GRANT *OF*

HEIGHT 5-11	BATS L	Full Name	Donte Jaxen Grant
		Date of Birth	August 29, 2004 in Seattle, WA
		2025 Opening Day Age	20
WEIGHT 166	THROWS R	How Obtained	Signed as a minor league free agent on July 19, 2023
		School	Puyallup High School (WA)

TOM GUERRERO *INF*

HEIGHT 6-0	BATS R	Full Name	Tom Jeyson Guerrero
		Date of Birth	January 5, 2006 in Bani, Dominican Republic
		2025 Opening Day Age	19
WEIGHT 170	THROWS R	How Obtained	Signed as an international free agent on January 17, 2024
		School	international

HARRY GUSTIN *LHP*

HEIGHT 6-1	BATS S	Full Name	Harry Andrew Gustin
		Date of Birth	May 6, 2002 in Aurora, CO
		2025 Opening Day Age	22
WEIGHT 183	THROWS L	How Obtained	Signed as an 18th-round selection in the 2023 First-Year Player Draft
		School	University of Hawaii at Manoa (HI)

LUIS GUTIERREZ *LHP*

HEIGHT 5-11	BATS L	Full Name	Luis Alejandro Gutierrez Malave
		Date of Birth	July 31, 2003 in Zulia, Venezuela
		2025 Opening Day Age	21
WEIGHT 206	THROWS L	How Obtained	Signed as an international free agent on July 31, 2019
		School	international

WALFRENT GUZMAN *C*

HEIGHT 5-11	BATS R	Full Name	Walfrent Guzman
		Date of Birth	March 17, 2005 in Santo Domingo, Dominican Republic
		2025 Opening Day Age	20
WEIGHT 185	THROWS R	How Obtained	Signed as an international free agent on January 17, 2024
		School	international

KEVIN HACEN *INF*

HEIGHT 6-2	BATS R	Full Name	Kevin Roman Hacen
		Date of Birth	January 30, 2006 in Ramona, Dominican Republic
		2025 Opening Day Age	19
WEIGHT 160	THROWS R	How Obtained	Signed as an international free agent on January 15, 2023
		School	international

GARRETT HAWKINS *RHP*

HEIGHT 6-5	BATS R	Full Name	Garrett David Hawkins
		Date of Birth	February 10, 2000 in Saskatoon, Canada
		2025 Opening Day Age	25
WEIGHT 239	THROWS R	How Obtained	Signed as a ninth-round selection in the 2021 First-Year Player Draft
		School	University of British Columbia (Vancouver, BC)

JAGGER HAYNES *LHP*

HEIGHT 6-3	BATS L	Full Name	Coleman Jagger Haynes
		Date of Birth	September 20, 2002 in Whiteville, North Carolina
		2025 Opening Day Age	22
WEIGHT 170	THROWS L	How Obtained	Signed as a fifth-round selection in the 2020 First-Year Player Draft
		School	West Columbus High School (NC)

ALCIDES HERNANDEZ *C*

HEIGHT 5-8	BATS L	Full Name	Alcides Jose Hernandez
		Date of Birth	April 27, 2005 in Porlamar, Venezuela
		2025 Opening Day Age	19
WEIGHT 160	THROWS R	How Obtained	Signed as an international free agent on July 12, 2023
		School	international

EDINSON HERNANDEZ *RHP*

HEIGHT 6-2	BATS R	Full Name	Edinson Jandel Hernandez
		Date of Birth	June 9, 2006 in Higüey, Dominican Republic
		2025 Opening Day Age	18
WEIGHT 175	THROWS R	How Obtained	Signed as an international free agent on January 17, 2024
		School	international

EDWYN HERNANDEZ *LHP*

HEIGHT 6-0	BATS L	Full Name	Edwyn Armando Hernandez
		Date of Birth	July 28, 2007 in Jose Mariano Jimenez, Mexico
		2025 Opening Day Age	17
WEIGHT 180	THROWS L	How Obtained	Signed as an international free agent on May 17, 2024
		School	international

JASON HERNANDEZ *INF*

HEIGHT 5-11	BATS R	Full Name	Jason Gabriel Hernandez
		Date of Birth	January 11, 2006 in Caracas, Venezuela
		2025 Opening Day Age	19
WEIGHT 160	THROWS R	How Obtained	Signed as an international free agent on April 22, 2023
		School	international

JOSEPH HERRERA *LHP*

HEIGHT 5-8	BATS L	Full Name	Joseph Ricardo Herrera Heredia
		Date of Birth	November 10, 2005 in Santo Domingo, Dominican Republic
		2025 Opening Day Age	19
WEIGHT 145	THROWS L	How Obtained	Signed as an international free agent on November 6, 2023
		School	international

MINOR LEAGUERS

JAKE HIGGINBOTHAM *LHP*

HEIGHT 5-10	BATS L	Full Name	Jacob Michael Higginbotham
		Date of Birth	January 11, 1996 in Lawrenceville, GA
WEIGHT 170	THROWS L	2025 Opening Day Age	29
		How Obtained	Signed as a minor league free agent on December 20, 2024
		School	Clemson University (SC)

COBB HIGHTOWER *INF*

HEIGHT 6-0	BATS R	Full Name	Charles Cobb Hightower
		Date of Birth	March 20, 2005 in Statesville, NC
WEIGHT 180	THROWS R	2025 Opening Day Age	20
		How Obtained	Signed as a 3rd-round selection in the 2024 First-Year Player Draft
		School	East Rowan HS (NC)

WYATT HOFFMAN *INF*

HEIGHT 5-9	BATS R	Full Name	Wyatt Quade Hoffman
		Date of Birth	March 16, 1999 in San Diego, California
WEIGHT 174	THROWS R	2025 Opening Day Age	26
		How Obtained	Signed as a non-drafted free agent on September 21, 2021
		School	University of the Pacific (CA)

KADEN HOLLOW *C*

HEIGHT 6-1	BATS L	Full Name	Kaden Ray Hollow
		Date of Birth	March 17, 2001 in Boise, Idaho
WEIGHT 200	THROWS R	2025 Opening Day Age	24
		How Obtained	Signed as a non-drafted free agent on July 30, 2022
		School	Utah Tech University (UT)

EIKER HUIZI *RHP*

HEIGHT 6-0	BATS R	Full Name	Eiker Enrique Huizi
		Date of Birth	September 24, 2000 in Caracas, Venezuela
WEIGHT 185	THROWS R	2025 Opening Day Age	24
		How Obtained	Purchased from DET in the Rule 5 Draft, AAA Phase
		School	international

RYAN JACKSON *INF*

HEIGHT 5-11	BATS R	Full Name	Korry Jalen Howell
		Date of Birth	November 27, 2001 in Walnut Creek, California
WEIGHT 180	THROWS R	2025 Opening Day Age	23
		How Obtained	Signed as a 17th-round selection in the 2024 First-Year Player Draft
		School	University of Southern California (CA)

ISMAEL JAVIER *INF*

HEIGHT 5-8	BATS S	Full Name	Ismael Javier Miranda
		Date of Birth	August 27, 2005 in Santo Domingo, Dominican Republic
WEIGHT 171	THROWS R	2025 Opening Day Age	19
		How Obtained	Signed an an international free agent on September 7, 2022
		School	international

STEPHEN JONES *RHP*

HEIGHT 6-5	BATS L	Full Name	Stephen Chancey Jones
		Date of Birth	July 30, 1997 in Tallahassee, FL
		2025 Opening Day Age	27
WEIGHT 238	THROWS R	How Obtained	Signed as a minor league free agent on January 30, 2025
		School	Samford University (AL)

BERNARD JOSE *RHP*

HEIGHT 5-11	BATS R	Full Name	Bernard Jaciel Jose Perez
		Date of Birth	March 3, 2003 in Santo Domingo, Dominican Republic
		2025 Opening Day Age	22
WEIGHT 160	THROWS R	How Obtained	Signed as an international free agent on April 20, 2023
		School	international

BRAEDON KARPATHIOS *OF*

HEIGHT 6-1	BATS L	Full Name	Braedon John Karpathios
		Date of Birth	June 19, 2003 in Willow Street, Pennsylvania
		2025 Opening Day Age	21
WEIGHT 189	THROWS L	How Obtained	Signed as a non-drafted free agent on July 26, 2022
		School	Harford Community College (MD)

KANNON KEMP *RHP*

HEIGHT 6-6	BATS R	Full Name	Kannon V. Kemp
		Date of Birth	September 3, 2004 in Weatherford, TX
		2025 Opening Day Age	20
WEIGHT 225	THROWS R	How Obtained	Signed as an 8th-round selection in the 2023 First-Year Player Draft
		School	Weatherford HS (TX)

LAMAR KING *C*

HEIGHT 6-3	BATS R	Full Name	Lamar King Jr.
		Date of Birth	December 7, 2003 in Vancouver, Canada
		2025 Opening Day Age	21
WEIGHT 227	THROWS R	How Obtained	Signed as a 4th-round selection in the 2022 First-Year Player Draft
		School	Calvert Hall College HS (MD)

REISS KNEHR *RHP*

HEIGHT 6-2	BATS L	Full Name	David Reiss Knehr
		Date of Birth	November 3, 1996 in Manhasset, NY
		2025 Opening Day Age	28
WEIGHT 205	THROWS R	How Obtained	Signed as a minor league free agent on February 21, 2025
		School	Fordham University (NY)

IAN KOENIG *RHP*

HEIGHT 6-2	BATS L	Full Name	Ian Gregory Koenig
		Date of Birth	April 9, 2001 in San Jose, California
		2025 Opening Day Age	23
WEIGHT 212	THROWS R	How Obtained	Signed as a non-drafted free agent on July 26, 2022
		School	Cabrillo College (CA)

MINOR LEAGUERS

JARED KOLLAR *RHP*

HEIGHT 6-0	BATS R	Full Name	Jared Stephen Kollar
		Date of Birth	July 24, 1998 in Greensburg, Pennsylvania
WEIGHT 207	THROWS R	2025 Opening Day Age	26
		How Obtained	Signed as a non-drafted free agent on July 26, 2022
		School	Rutgers University

ADDISON KOPACK *INF*

HEIGHT 6-2	BATS R	Full Name	Addison David Kopack
		Date of Birth	August 6, 2001 in Woonsocket, RI
WEIGHT 225	THROWS R	2025 Opening Day Age	23
		How Obtained	Signed as an un-drafted free agent on July 18, 2023
		School	University of Rhode Island (RI)

KEVIN KOPPS *RHP*

HEIGHT 6-0	BATS R	Full Name	Kevin Richard Kopps
		Date of Birth	March 2, 1997 in Houston, TX
WEIGHT 197	THROWS R	2025 Opening Day Age	28
		How Obtained	Signed as a 3rd-round selection in the 2021 First-Year Player Draft
		School	University of Arkansas (AR)

AUSTIN KROB *LHP*

HEIGHT 6-2	BATS L	Full Name	Austin Michael Krob
		Date of Birth	September 20, 1999 in Lisbon, IA
WEIGHT 221	THROWS L	2025 Opening Day Age	25
		How Obtained	Signed as a 12th-round selection in the 2022 First-Year Player Draft
		School	Texas Christian University (TX)

DANE LAIS *RHP*

HEIGHT 6-4	BATS R	Full Name	Dane Jacob Lais
		Date of Birth	June 18, 2005 in Phoenix, AZ
WEIGHT 238	THROWS R	2025 Opening Day Age	19
		How Obtained	Signed as a 13th-round selection in the 2023 First-Year Player Draft
		School	Oregon City HS (OR)

YERRY LANDINEZ *RHP*

HEIGHT 6-3	BATS S	Full Name	Yerry Dionaiker Landinez Ilaraza
		Date of Birth	January 20, 2001 in San Felipe, Venezuela
WEIGHT 220	THROWS R	2025 Opening Day Age	24
		How Obtained	Signed as an international free agent on July 2, 2017
		School	international

OSWALDO LINARES *C*

HEIGHT 5-11	BATS R	Full Name	Oswaldo Javier Linares Medina
		Date of Birth	April 28, 2003 in Aragua, Venezuela
WEIGHT 184	THROWS R	2025 Opening Day Age	21
		How Obtained	Signed as an international free agent on July 2, 2019
		School	international

VICTOR LIZARRAGA *RHP*

HEIGHT 6-4	BATS R	Full Name	Victor Lizarraga Mendoza
		Date of Birth	November 30, 2003 in San Diego, California
		2025 Opening Day Age	21
WEIGHT 215	THROWS R	How Obtained	Signed as a non-drafted free agent on March 1, 2021
		School	Montgomery High School (CA)

TIMOTHY LOCASTRO *OF*

HEIGHT 6-1	BATS R	Full Name	Timothy Donald Locastro
		Date of Birth	July 14, 1992 in Syracuse, NY
		2025 Opening Day Age	32
WEIGHT 200	THROWS R	How Obtained	Signed as a minor league free agent on February 28, 2024
		School	Ithaca College (NY)

CARTER LOEWEN *RHP*

HEIGHT 6-4	BATS R	Full Name	Carter Douglas Loewen
		Date of Birth	September 28, 1998 in Vancouver, British Columbia, Canada
		2025 Opening Day Age	26
WEIGHT 252	THROWS R	How Obtained	Signed as an undrafted free agent on June 15, 2020
		School	University of Hawai'i (HI)

ETHAN LONG *INF*

HEIGHT 6-2	BATS R	Full Name	Ethan Zachary Long
		Date of Birth	May 10, 2001 in Mesa, AZ
		2025 Opening Day Age	23
WEIGHT 228	THROWS R	How Obtained	Signed as an undrafted free agent on July 20, 2023
		School	Arizona State University (AZ)

JESUS LOPEZ *RHP*

HEIGHT 6-3	BATS R	Full Name	Jesus Enrique Lopez Miranda
		Date of Birth	March 14, 2006 in Sonora, Mexico
		2025 Opening Day Age	19
WEIGHT 185	THROWS R	How Obtained	Signed as an international free agent on January 20, 2023
		School	international

ISAIAH LOWE *RHP*

HEIGHT 6-1	BATS R	Full Name	Isaiah Daniel Lowe
		Date of Birth	May 7, 2003 in Shelby, NC
		2025 Opening Day Age	21
WEIGHT 228	THROWS R	How Obtained	Signed as a 11th-round selection in the 2022 First-Year Player Draft
		School	Combine Academy (NC)

ALEJANDRO LUGO *RHP*

HEIGHT 6-0	BATS R	Full Name	Alejandro Alejandro Lugo Sosa
		Date of Birth	August 20, 2002 in Maracay, Venezuela
		2025 Opening Day Age	22
WEIGHT 216	THROWS R	How Obtained	Signed as an international free agent on December 16, 2018
		School	international

MINOR LEAGUERS

JOSH MALLITZ *RHP*

HEIGHT 6-3	BATS R	Full Name Date of Birth	Joshua David Mallitz October 20, 2001 in Boca Raton, FL
WEIGHT 215	THROWS R	2025 Opening Day Age How Obtained	23 Signed as a non-drafted free agent on July 24, 2024
		School	University of Mississippi (MS)

LUIS MARACARA *RHP*

HEIGHT 6-0	BATS R	Full Name Date of Birth	Luis Miguel Maracara August 19, 2007 in Turnero, Venezuela
WEIGHT 175	THROWS R	2025 Opening Day Age How Obtained	17 Signed as an international free agent on January 16, 2024
		School	international

GUSTAVO MARQUEZ *OF*

HEIGHT 6-0	BATS R	Full Name Date of Birth	Gustavo Adolfo Marquez Sanchez December 28, 2004 in Monte Plata, Dominican Republic
WEIGHT 160	THROWS R	2025 Opening Day Age How Obtained	20 Signed as an international free agent on January 15, 2023
		School	international

EDDSON MARTINEZ *OF*

HEIGHT 5-5	BATS L	Full Name Date of Birth	Eddson Odair Martinez August 21, 2007 in Jinotega, Nicaragua
WEIGHT 145	THROWS L	2025 Opening Day Age How Obtained	17 Signed as an international free agent on January 15, 2024
		School	international

HENRY MARTINEZ *RHP*

HEIGHT 6-4	BATS R	Full Name Date of Birth	Henry Martinez March 2, 2004 in Pembroke Pines, Florida
WEIGHT 194	THROWS R	2025 Opening Day Age How Obtained	21 Signed as a 16th-round selection in the 2022 First-Year Player Draft
		School	Miami Christian (FL)

JUAN MARTINEZ *INF*

HEIGHT 6-3	BATS R	Full Name Date of Birth	Juan Pablo Martinez February 1, 2007 in Caracas, Venezuela
WEIGHT 175	THROWS R	2025 Opening Day Age How Obtained	18 Signed as an international free agent on January 15, 2024
		School	international

JACK MATHEY *c*

HEIGHT 5-10	BATS R	Full Name Date of Birth	John Charles Mathey July 28, 2003 in Copley, OH
WEIGHT 190	THROWS R	2025 Opening Day Age How Obtained	21 Signed as a non-drafted free agent on July 24, 2024
		School	Ohio Dominican University (OH)

WILKINS MATOS *RHP*

HEIGHT 6-6	BATS R	Full Name Wilkins Matos	
		Date of Birth January 12, 2007 in San Pedro de Macoris, Dominican Republic	
		2025 Opening Day Age 18	
WEIGHT 165	THROWS R	How Obtained Signed as an international free agent on August 28, 2024	
		School international	

SETH MAYBERRY *RHP*

HEIGHT 6-3	BATS R	Full Name Seth Aubry Mayberry	
		Date of Birth June 22, 2000 in Petersburg, Virginia	
		2025 Opening Day Age 24	
WEIGHT 201	THROWS R	How Obtained Signed as a 39th-round selection in the 2018 First-Year Player Draft	
		School Dinwiddie High School (VA)	

KASH MAYFIELD *LHP*

HEIGHT 6-4	BATS L	Full Name Coleman Kash Mayfield	
		Date of Birth February 8, 2005 in Edmond, OK	
		2025 Opening Day Age 20	
WEIGHT 200	THROWS L	How Obtained Signed as a 1st-round (25th overall) selection in the 2024 First-Year Player Draft	
		School Elk City HS (OK)	

ALEX MCCOY *OF*

HEIGHT 6-6	BATS R	Full Name Alex Matthew McCoy	
		Date of Birth February 10, 2002 in Baltimore, MD	
		2025 Opening Day Age 23	
WEIGHT 260	THROWS R	How Obtained Signed as a non-drafted free agent on July 24, 2024	
		School Hofstra University (NY)	

DARRIEN MCDOWELL *OF*

HEIGHT 6-4	BATS R	Full Name Darrien Marquez McDowell	
		Date of Birth February 7, 2002 in Pensacola, FL	
		2025 Opening Day Age 23	
WEIGHT 215	THROWS L	How Obtained Signed as a 6th-round selection in the 2024 First-Year Player Draft	
		School University of West Florida (FL)	

JOSHUA MEARS *OF*

HEIGHT 6-3	BATS R	Full Name Joshua Livingstone Mears	
		Date of Birth February 21, 2001 in Kirkland, Washington	
		2025 Opening Day Age 24	
WEIGHT 265	THROWS R	How Obtained Signed as a second-round selection in the 2019 First-Year Player Draft	
		School Federal Way High School (WA)	

RORDY MEJIA *RHP*

HEIGHT 6-0	BATS R	Full Name Rordy Mejia Melo	
		Date of Birth April 28, 2005 in Azua, Dominican Republic	
		2025 Opening Day Age 19	
WEIGHT 180	THROWS R	How Obtained Signed as an international free agent on November 6, 2023	
		School international	

MINOR LEAGUERS

DARLIN MENDEZ *RHP*

HEIGHT 6-1	BATS R	Full Name	Darlin Ernesto Mendez Soto
		Date of Birth	July 19, 2004 in Santo Domingo, Dominican Republic
WEIGHT 210	THROWS R	2025 Opening Day Age	20
		How Obtained	Signed as an international free agent on April 19, 2023
		School	international

MIGUEL MENDEZ *RHP*

HEIGHT 6-2	BATS R	Full Name	Miguel Jose Mendez Ortiz
		Date of Birth	July 1, 2002 in San Juan, Dominican Republic
WEIGHT 167	THROWS R	2025 Opening Day Age	22
		How Obtained	Signed as an international free agent on February 5, 2021
		School	international

JOHAN MINAYA *RHP*

HEIGHT 6-1	BATS R	Full Name	Johan Manuel Minaya
		Date of Birth	October 22, 2004 in San Francisco de Macoris, Dominican Republic
WEIGHT 165	THROWS R	2025 Opening Day Age	20
		How Obtained	Signed as an international free agent on April 19, 2023
		School	international

MAIKEL MIRALLES *RHP*

HEIGHT 5-11	BATS R	Full Name	Maikel Daniel Miralles Mendez
		Date of Birth	October 22, 2004 in Aragua, Venezuela
WEIGHT 160	THROWS R	2025 Opening Day Age	20
		How Obtained	Signed as an international free agent on January 15, 2023
		School	international

NATE MONDOU *INF*

HEIGHT 5-9	BATS L	Full Name	Nathan Wayne Mondou
		Date of Birth	March 24, 1995 in Tacoma, WA
WEIGHT 195	THROWS R	2025 Opening Day Age	30
		How Obtained	Signed as a minor league free agent on December 8, 2023
		School	Wake Forest University (NC)

DANIEL MONTESINO *OF*

HEIGHT 6-0	BATS L	Full Name	Daniel Jesus Montesino Alvarado
		Date of Birth	February 12, 2004 in Guarico, Venezuela
WEIGHT 205	THROWS L	2025 Opening Day Age	21
		How Obtained	Signed as an international free agent on January 15, 2021
		School	international

CARSON MONTGOMERY *RHP*

HEIGHT 6-2	BATS R	Full Name	Carson Luke Montgomery
		Date of Birth	August 13, 2002 in Windermere, FL
WEIGHT 212	THROWS R	2025 Opening Day Age	22
		How Obtained	Signed as an 11th-round selection in the 2023 First-Year Player Draft
		School	Florida State University (FL)

ADAN MORENO *RHP*

HEIGHT 6-1	BATS R	Full Name	Adan De Jesus Moreno Favela
		Date of Birth	September 8, 2004 in Durango, Mexico
		2025 Opening Day Age	20
WEIGHT 221	THROWS R	How Obtained	Signed as an international free agent on January 17, 2023
		School	international

JOHAN MORENO *RHP*

HEIGHT 6-1	BATS R	Full Name	Johan Carlos Moreno Rodriguez
		Date of Birth	March 26, 2003 in Coro, Venezuela
		2025 Opening Day Age	22
WEIGHT 190	THROWS R	How Obtained	Signed as an international free agent on January 15, 2023
		School	international

DAVID MORGAN *RHP*

HEIGHT 5-11	BATS R	Full Name	David Scott Morgan
		Date of Birth	October 26, 1999 in Mission Viejo, California
		2025 Opening Day Age	25
WEIGHT 187	THROWS R	How Obtained	Signed as a non-drafted free agent on July 26, 2022
		School	Hope International University (CA)

TYLER MORGAN *RHP*

HEIGHT 5-11	BATS R	Full Name	Tyler Cole Morgan
		Date of Birth	November 6, 2000 in Grapevine, TX
		2025 Opening Day Age	24
WEIGHT 204	THROWS R	How Obtained	Signed as a 14th-round selection in the 2023 First-Year Player Draft
		School	Abilene Christian University (TX)

YORVIN MORLA *INF*

HEIGHT 5-10	BATS S	Full Name	Yorvin David Morla
		Date of Birth	December 24, 2005 in Villa Hermosa, Dominican Republic
		2025 Opening Day Age	19
WEIGHT 150	THROWS R	How Obtained	Signed as an international free agent on January 17, 2024
		School	international

KAI MURPHY *OF*

HEIGHT 5-9	BATS L	Full Name	Kai Joseph Murphy
		Date of Birth	August 26, 2000 in Chandler, Arizona
		2025 Opening Day Age	24
WEIGHT 179	THROWS L	How Obtained	Signed as a non-drafted free agent on July 26, 2022
		School	Arizona State University (AZ)

TUCKER MUSGROVE *RHP*

HEIGHT 6-3	BATS R	Full Name	Tucker Noah Musgrove
		Date of Birth	February 1, 2002 in Chunchula, AL
		2025 Opening Day Age	23
WEIGHT 194	THROWS R	How Obtained	Signed as a 7th-round selection in the 2023 First-Year Player Draft
		School	University of Mobile (Mobile, AL)

MINOR LEAGUERS

CRISTIAN NAVARRO *RHP*

HEIGHT 6-2	BATS R	Full Name	Cristian Ariel Navarro
		Date of Birth	May 31, 2007 in Panama, Panama
WEIGHT 181	THROWS R	2025 Opening Day Age	17
		How Obtained	Signed as an international free agent on January 16, 2024
		School	international

TYSON NEIGHBORS *RHP*

HEIGHT 6-1	BATS R	Full Name	Tyson Neighbors
		Date of Birth	October 9, 2002 in Sulphur Springs, TX
WEIGHT 215	THROWS R	2025 Opening Day Age	22
		How Obtained	Signed as a 4th-round selection in the 2024 First-Year Player Draft
		School	Kansas State University (KS)

BRADEN NETT *RHP*

HEIGHT 6-4	BATS R	Full Name	Braden Zachary Nett
		Date of Birth	June 18, 2002 in Troy, Missouri
WEIGHT 190	THROWS R	2025 Opening Day Age	22
		How Obtained	Signed as a non-drafted free agent on July 30, 2022
		School	St. Charles Community College (MO)

EDUARNIEL NÚÑEZ *RHP*

HEIGHT 6-2	BATS R	Full Name	Eduarniel Núñez
		Date of Birth	June 7, 1999 in Samana, Dominican Republic
WEIGHT 190	THROWS R	2025 Opening Day Age	25
		How Obtained	Signed as a minor league free agent on November 6, 2024
		School	international

RYAN OCH *LHP*

HEIGHT 6-3	BATS R	Full Name	Ryan Patrick Och
		Date of Birth	July 18, 1998 in Robbinsdale, Minnesota
WEIGHT 205	THROWS L	2025 Opening Day Age	26
		How Obtained	Signed as a seventh-round selection in the 2021 First-Year Player Draft
		School	University of Southern Mississippi (MS)

YOIBER OCOPIO *c*

HEIGHT 5-10	BATS R	Full Name	Yoiber Atahualpa Ocopio Medina
		Date of Birth	August 24, 2004 in Venezuela
WEIGHT 175	THROWS R	2025 Opening Day Age	20
		How Obtained	Signed as an international free agent on January 15, 2023
		School	international

KLEIBER OLMEDO *RHP*

HEIGHT 6-1	BATS R	Full Name	Kleiber Antonio Olmedo
		Date of Birth	August 23, 2004 in La Guaira, Venezuela
WEIGHT 155	THROWS R	2025 Opening Day Age	20
		How Obtained	Signed as an international free agent on April 22, 2023
		School	international

JOSE ORTEGA *RHP*

HEIGHT 6-3	BATS R	Full Name	Jose Darvin Ortega Perez
		Date of Birth	June 11, 2005 in Villa Isabela, Dominican Republic
		2025 Opening Day Age	19
WEIGHT 160	THROWS R	How Obtained	Signed as an international free agent on November 6, 2023
		School	international

DEVIN ORTIZ *RHP*

HEIGHT 6-3	BATS R	Full Name	Devin Aaron Ortiz
		Date of Birth	February 7, 1999 in Nutley, New Jersey
		2025 Opening Day Age	26
WEIGHT 215	THROWS R	How Obtained	Signed as a non-drafted free agent on July 27, 2022
		School	University of Virginia (VA)

COLE PAPLHAM *RHP*

HEIGHT 6-2	BATS R	Full Name	Cole Robert Paplham
		Date of Birth	March 19, 2000 in Green Bay, Wisconsin
		2025 Opening Day Age	24
WEIGHT 212	THROWS R	How Obtained	Signed as a non-drafted free agent on July 30, 2022
		School	University of New Orleans (LA)

ABRAHAM PARRA *RHP*

HEIGHT 6-2	BATS R	Full Name	Abraham David Parra Herrera
		Date of Birth	December 29, 2005 in Caracas, Venezuela
		2025 Opening Day Age	19
WEIGHT 170	THROWS R	How Obtained	Signed as an international free agent on April 22, 2023
		School	international

ALEXIS PARRA *LHP*

HEIGHT 6-2	BATS L	Full Name	Alexis Fernando Parra Soto
		Date of Birth	August 11, 2005 in Sinaloa, Mexico
		2025 Opening Day Age	19
WEIGHT 170	THROWS L	How Obtained	Signed as an international free agent on January 19, 2023
		School	international

YOVANKI PASCUAL *LHP*

HEIGHT 5-11	BATS L	Full Name	Yovanki Euclides Pascual Adon
		Date of Birth	August 4, 2002 in Santo Domingo, Dominican Republic
		2025 Opening Day Age	22
WEIGHT 185	THROWS L	How Obtained	Signed as an international free agent on January 15, 2023
		School	international

FRANCIS PENA *RHP*

HEIGHT 6-4	BATS R	Full Name	Francis Manuel Pena
		Date of Birth	January 25, 2001 in Piedra Blanca, Dominican Republic
		2025 Opening Day Age	24
WEIGHT 196	THROWS R	How Obtained	Signed as an international free agent on January 15, 2022
		School	international

MINOR LEAGUERS

SEBASTIAN PENA *OF*

HEIGHT 6-1	BATS L	Full Name	Sebastian Alejandro Pena
		Date of Birth	October 3, 2007 in Guatire, Venezuela
WEIGHT 180	THROWS L	2025 Opening Day Age	17
		How Obtained	Signed as an international free agent on January 28, 2025
		School	international

YONATHAN PERLAZA *OF*

HEIGHT 5-10	BATS S	Full Name	Yonathan Jesús Perlaza
		Date of Birth	November 10, 1998 in Paramo Tucani, Venezuela
WEIGHT 215	THROWS R	2025 Opening Day Age	26
		How Obtained	Signed as a minor league free agent on December 2, 2024
		School	international

ENMANUEL PINALES *RHP*

HEIGHT 6-2	BATS R	Full Name	Enmanuel Antonio Pinales Ventura
		Date of Birth	April 16, 2001 in San Cristobal, Dominican Republic
WEIGHT 211	THROWS R	2025 Opening Day Age	23
		How Obtained	Signed as an international free agent on January 15, 2022
		School	international

DARIEL POLANCO *RHP*

HEIGHT 5-11	BATS R	Full Name	Dariel Polanco Gomez
		Date of Birth	September 28, 2005 in Gaspar Hernandez, Dominican Republic
WEIGHT 150	THROWS R	2025 Opening Day Age	19
		How Obtained	Signed as an international free agent on April 19, 2023
		School	international

ISAAC PONCE *c*

HEIGHT 6-2	BATS R	Full Name	Isaac Gabriel Ponce
		Date of Birth	November 1, 2006 in Caracas, Venezuela
WEIGHT 192	THROWS R	2025 Opening Day Age	18
		How Obtained	Signed as an international free agent on January 16, 2024
		School	international

ZIMO QIN *LHP*

HEIGHT 6-2	BATS L	Full Name	Zimo Qin
		Date of Birth	July 3, 2005 in Nanjing, China
WEIGHT 190	THROWS L	2025 Opening Day Age	19
		How Obtained	Signed as an international free agent on August 15, 2022
		School	MLB China Academy (China)

BODI RASCON *LHP*

HEIGHT 6-5	BATS L	Full Name	Bodi Williams Rascon
		Date of Birth	February 3, 2001 in El Paso, Texas
WEIGHT 204	THROWS L	2025 Opening Day Age	24
		How Obtained	Signed as a 14th-round selection in the 2019 First-Year Player Draft
		School	Decatur High School (TX)

ELVIS REYES *RHP*

HEIGHT 6-2	BATS R	Full Name	Elvis Reyes
		Date of Birth	April 28, 2003 in Samana, Dominican Republic
		2025 Opening Day Age	21
WEIGHT 180	THROWS R	How Obtained	Signed as an international free agent on January 17, 2024
		School	international

JIMMY REYES *RHP*

HEIGHT 5-10	BATS R	Full Name	Jimmy Jeron Reyes
		Date of Birth	November 15, 2005 in Licey, Dominican Republic
		2025 Opening Day Age	19
WEIGHT 170	THROWS R	How Obtained	Signed as an international free agent on April 20, 2023
		School	international

JOSE REYES *RHP*

HEIGHT 6-3	BATS R	Full Name	Jose Luis Reyes Gil
		Date of Birth	August 20, 2002 in Mexicali, Mexico
		2025 Opening Day Age	22
WEIGHT 223	THROWS R	How Obtained	Signed as an international free agent on September 10, 2020
		School	international

RIPKEN REYES *INF*

HEIGHT 5-10	BATS S	Full Name	Ripken Matthew George Reyes
		Date of Birth	April 1, 1997 in Bremerton, Washington
		2025 Opening Day Age	27
WEIGHT 189	THROWS R	How Obtained	Signed as a 30th-round selection in the 2019 First-Year Player Draft
		School	University of San Diego (CA)

ENDY RIOS *INF*

HEIGHT 6-0	BATS L	Full Name	Endy Jonaiki Rios
		Date of Birth	February 15, 2007 in Distrito Simon Rodriguez, Venezuela
		2025 Opening Day Age	18
WEIGHT 155	THROWS R	How Obtained	Signed as an international free agent on January 16, 2024
		School	international

CODY ROBERTS *C*

HEIGHT 6-0	BATS R	Full Name	Cody Ryan Roberts
		Date of Birth	June 16, 1996 in Johns Creek, GA
		2025 Opening Day Age	28
WEIGHT 204	THROWS R	How Obtained	Signed as a minor league free agent on February 13, 2025
		School	University of North Carolina at Chapel Hill (NC)

KAI ROBERTS *OF*

HEIGHT 6-4	BATS L	Full Name	Kai Jackson Roberts
		Date of Birth	March 15, 2001 in Orem, UT
		2025 Opening Day Age	24
WEIGHT 210	THROWS R	How Obtained	Signed as a 7th-round selection in the 2024 First-Year Player Draft
		School	University of Utah (UT)

MINOR LEAGUERS

TYLER ROBERTSON *OF*

HEIGHT	BATS	Full Name	Tyler Chase Robertson
6-4	R	Date of Birth	March 10, 2000 in Montgomery, Alabama
		2025 Opening Day Age	25
WEIGHT	THROWS	How Obtained	Signed as a 14th-round selection in the 2022 First-Year Player Draft
219	R	School	University of Louisiana at Lafayette (LA)

CARLOS RODRIGUEZ *C*

HEIGHT	BATS	Full Name	Carlos Eduardo Rodriguez Betancourt
5-10	S	Date of Birth	May 12, 2003 in Sucre, Venezuela
		2025 Opening Day Age	21
WEIGHT	THROWS	How Obtained	Signed as an international free agent on July 2, 2019
196	R	School	international

COLE ROEDERER *OF*

HEIGHT	BATS	Full Name	Cole Roederer
6-0	L	Date of Birth	September 24, 1999 in Santa Clarita, CA
		2025 Opening Day Age	25
WEIGHT	THROWS	How Obtained	Signed as a minor league free agent on December 16, 2024
185	L	School	William S. Hart HS (CA)

YENDRY ROJAS *INF*

HEIGHT	BATS	Full Name	Yendry Andres Rojas Fis
6-0	L	Date of Birth	January 27, 2005 in Ciego de Avila, Cuba
		2025 Opening Day Age	20
WEIGHT	THROWS	How Obtained	Signed as an international free agent on January 15, 2022
195	R	School	international

JONNEY ROSARIO *RHP*

HEIGHT	BATS	Full Name	Jonney De Jesus Rosario Iguaran
5-11	R	Date of Birth	July 28, 2004 in Zulia, Venezuela
		2025 Opening Day Age	20
WEIGHT	THROWS	How Obtained	Signed as an international free agent on January 23, 2021
192	R	School	international

ETHAN ROUTZAHN *RHP*

HEIGHT	BATS	Full Name	Ethan Robert Routzahn
6-4	R	Date of Birth	March 19, 1998 in Park Ridge, Illinois
		2025 Opening Day Age	27
WEIGHT	THROWS	How Obtained	Signed as a non-drafted free agent on July 20, 2021
242	R	School	St. John's University (NY)

XAVIER RUIZ *RHP*

HEIGHT	BATS	Full Name	Xavier Ruiz Casanova
6-1	R	Date of Birth	November 19, 2002 in San Cristobal, Dominican Republic
		2025 Opening Day Age	22
WEIGHT	THROWS	How Obtained	Signed as an international free agent on January 15, 2022
191	R	School	international

BRAIAN SALAZAR *LHP*

HEIGHT 6-1	BATS L	Full Name	Braian Alejandro Salazar Lopez
		Date of Birth	June 12, 2005 in Barcelona, Venezuela
		2025 Opening Day Age	19
WEIGHT 224	THROWS L	How Obtained	Signed as an international free agent on January 15, 2022
		School	international

RUBEN SALINAS *LHP*

HEIGHT 6-0	BATS R	Full Name	Ruben Zayed Salinas Hernandez
		Date of Birth	January 13, 2003 in Baja California Sur, Mexico
		2025 Opening Day Age	22
WEIGHT 208	THROWS L	How Obtained	Signed as an international free agent on November 15, 2019
		School	international

JOSE SANABRIA *INF*

HEIGHT 6-0	BATS R	Full Name	Jose Armando Sanabria Romero
		Date of Birth	October 30, 2002 in La Victoria, Aragua, Venezuela
		2025 Opening Day Age	22
WEIGHT 185	THROWS R	How Obtained	Signed as an international free agent on November 2, 2019
		School	international

ROMEO SANABRIA *c*

HEIGHT 6-3	BATS L	Full Name	Romeo Leon Sanabria
		Date of Birth	May 2, 2002 in Miami, Florida
		2025 Opening Day Age	22
WEIGHT 248	THROWS R	How Obtained	Signed as a 18th-round selection in the 2022 First-Year Player Draft
		School	Indian River State College (FL)

ANGEL SANCHEZ *RHP*

HEIGHT 6-1	BATS R	Full Name	Angel Uriel Sanchez Valdivia
		Date of Birth	April 20, 2006 in Jalisco, Mexico
		2025 Opening Day Age	18
WEIGHT 165	THROWS R	How Obtained	Signed as an international free agent on January 20, 2023
		School	international

FERNANDO SANCHEZ *LHP*

HEIGHT 6-0	BATS L	Full Name	Fernando Jose Sanchez Navarro
		Date of Birth	September 13, 2000 in Ciudad Obregon, Sonora, Mexico
		2025 Opening Day Age	24
WEIGHT 234	THROWS L	How Obtained	Signed as a minor league free agent on March 29, 2019
		School	international

FRAILYN SEVERINO *INF*

HEIGHT 5-10	BATS R	Full Name	Frailyn Severino
		Date of Birth	December 14, 2006 in Yamasa, Dominican Republic
		2025 Opening Day Age	18
WEIGHT 155	THROWS R	How Obtained	Signed as an international free agent on January 17, 2024
		School	international

MINOR LEAGUERS

JACKSON SMELTZ *LHP*

HEIGHT 6-3	BATS L	Full Name	Jackson Robert Smeltz
		Date of Birth	September 14, 1998 in Lafayette, Indiana
WEIGHT 231	THROWS L	2025 Opening Day Age	26
		How Obtained	Signed as a 10th-round selection in the 2022 First-Year Player Draft
		School	Purdue University (IN)

TANNER SMITH *RHP*

HEIGHT 6-6	BATS R	Full Name	Tanner Timothy Smith
		Date of Birth	August 5, 2002 in Weymouth, MA
WEIGHT 240	THROWS R	2025 Opening Day Age	22
		How Obtained	Signed as a 15th-round selection in the 2024 First-Year Player Draft
		School	Harvard University (MA)

JAKE SNIDER *OF*

HEIGHT 6-1	BATS L	Full Name	Jake Thomas Snider
		Date of Birth	May 19, 1998 in Waterloo, IA
WEIGHT 178	THROWS R	2025 Opening Day Age	26
		How Obtained	Contract purchased from COL in the Rule 5 Draft, AAA Phase
		School	University of Louisville (KY)

CARSON SWILLING *RHP*

HEIGHT 6-1	BATS R	Full Name	Carson Gage Swilling
		Date of Birth	January 9, 2002 in Columbus, GA
WEIGHT 185	THROWS R	2025 Opening Day Age	23
		How Obtained	Signed as a non-drafted free agent on July 24, 2024
		School	University of South Alabama (AL)

KEVIN TAMBURINI *INF*

HEIGHT 6-1	BATS L	Full Name	Kevin Jose Tamburini
		Date of Birth	April 26, 2006 in Porlamar, Venezuela
WEIGHT 150	THROWS R	2025 Opening Day Age	18
		How Obtained	Signed as an international free agent on January 16, 2024
		School	international

KAVARES TEARS *OF*

HEIGHT 6-0	BATS L	Full Name	William Kavares Tears
		Date of Birth	August 25, 2002 in Columbia, TN
WEIGHT 205	THROWS L	2025 Opening Day Age	22
		How Obtained	Signed as a 4th-round selection in the 2024 First-Year Player Draft
		School	University of Tennessee (TN)

EDUARDLIN TEJEDA *INF*

HEIGHT 5-9	BATS S	Full Name	Eduardlin Francisco Tejada Daniel
		Date of Birth	February 24, 2005 in Santo Domingo, Dominican Republic
WEIGHT 150	THROWS R	2025 Opening Day Age	20
		How Obtained	Signed as an international free agent on January 16, 2023
		School	international

ANDY THOMAS *C*

HEIGHT 6-3	BATS L	Full Name	Andrew James Thomas
		Date of Birth	June 17, 1998 in San Diego, CA
WEIGHT 215	THROWS R	2025 Opening Day Age	26
		How Obtained	Contract purchased from SF in the Rule 5 Draft, AAA Phase
		School	Baylor University (TX)

YIMY TOVAR *INF*

HEIGHT 6-0	BATS R	Full Name	Yimny Jesus Tovar
		Date of Birth	April 7, 2006 in Ocumare del Tuy, Venezuela
WEIGHT 160	THROWS R	2025 Opening Day Age	18
		How Obtained	Signed as an international free agent on April 22, 2023
		School	international

YUNNY TOVAR *LHP*

HEIGHT 6-2	BATS L	Full Name	Yunny Alfonso Tovar
		Date of Birth	September 28, 2006 in San Felipe, Venezuela
WEIGHT 175	THROWS L	2025 Opening Day Age	18
		How Obtained	Signed as an international free agent on January 16, 2024
		School	international

EMIL TURBI *INF*

HEIGHT 5-8	BATS S	Full Name	Emil Franiel Turbi Aybar
		Date of Birth	November 26, 2004 in Santo Domingo, Dominican Republic
WEIGHT 150	THROWS R	2025 Opening Day Age	20
		How Obtained	Signed as an international free agent on January 15, 2023
		School	international

MIGUEL VALDEZ *RHP*

HEIGHT 6-0	BATS R	Full Name	Miguel Eduardo Valdez Bonilla
		Date of Birth	August 1, 2003 in San Cristobal, Dominican Republic
WEIGHT 170	THROWS R	2025 Opening Day Age	21
		How Obtained	Signed as an international free agent on February 7, 2023
		School	McKinnon Secondary College (AU)

MOISES VALDEZ *OF*

HEIGHT 5-8	BATS R	Full Name	Miguel Eduardo Valdez Bonilla
		Date of Birth	November 28, 2005 in San Juan, Dominican Republic
WEIGHT 165	THROWS R	2025 Opening Day Age	19
		How Obtained	Signed as an international free agent on May 25, 2023
		School	international

CHASE VALENTINE *INF*

HEIGHT 6-0	BATS R	Full Name	Chase William Valentine
		Date of Birth	April 22, 2002 in Denver, Colorado
WEIGHT 169	THROWS R	2025 Opening Day Age	22
		How Obtained	Signed as a non-drafted free agent on July 30, 2022
		School	Central Arizona College (AZ)

MINOR LEAGUERS

BRANDON VALENZUELA *c*

HEIGHT 6-0	BATS L	Full Name	Brandon Ivar Valenzuela Gerardo
		Date of Birth	October 2, 2000 in Sonora, Mexico
WEIGHT 240	THROWS R	2025 Opening Day Age	24
		How Obtained	Signed as an international free agent on July 3, 2017
		School	international

JORDAN VALENZUELA *RHP*

HEIGHT 6-2	BATS R	Full Name	Jordan Valenzuela Garcia
		Date of Birth	May 20, 2005 in San Juan, Dominican Republic
WEIGHT 190	THROWS R	2025 Opening Day Age	19
		How Obtained	Signed as an international free agent on May 27, 2023
		School	international

WILL VARMETTE *RHP*

HEIGHT 6-3	BATS R	Full Name	William Thomas Varmette
		Date of Birth	February 28, 2003 in Huntsville, AL
WEIGHT 195	THROWS R	2025 Opening Day Age	22
		How Obtained	Signed as an undrafted free agent on July 19, 2023
		School	Wallace State Community College (AL)

ROSMAN VERDUGO *INF*

HEIGHT 6-0	BATS L	Full Name	Rosman Verdugo Rojas
		Date of Birth	February 2, 2005 in Ensenada, Mexico
WEIGHT 205	THROWS L	2025 Opening Day Age	20
		How Obtained	Signed as an international free agent on January 15, 2022
		School	international

COLTON VINCENT *c*

HEIGHT 5-11	BATS S	Full Name	Colton Wayne Vincent
		Date of Birth	January 25, 2000 in Palmetto, FL
WEIGHT 178	THROWS R	2025 Opening Day Age	25
		How Obtained	Signed as a minor league free agent on July 20, 2023
		School	Florida State University (FL)

MATTHEW WATSON *RHP*

HEIGHT 6-5	BATS R	Full Name	Matthew Brian Watson Jr.
		Date of Birth	October 11, 2001 in Bentonville, AR
WEIGHT 225	THROWS R	2025 Opening Day Age	23
		How Obtained	Signed as a 13th-round selection in the 2024 First-Year Player Draft
		School	Texas A&M University-Corpus Christi (TX)

KASEN WELLS *OF*

HEIGHT 5-9	BATS L	Full Name	Kasen Zane Wells
		Date of Birth	August 8, 2003 in Graham, TX
WEIGHT 184	THROWS R	2025 Opening Day Age	21
		How Obtained	Signed as a 16th-round selection in the 2024 First-Year Player Draft
		School	Texas A&M University (TX)

SAMUEL WHITING *RHP*

HEIGHT 6-4	BATS R	Full Name	Samuel Mitchell Whiting
		Date of Birth	December 15, 2000 in Sacramento, CA
		2025 Opening Day Age	24
WEIGHT 217	THROWS R	How Obtained	Signed as a 16th-round selection in the 2023 First-Year Player Draft
		School	University of California, Santa Barbara (CA)

RYAN WILSON *OF*

HEIGHT 6-0	BATS R	Full Name	Ryan Wilson
		Date of Birth	January 12, 2002 in Durham, NC
		2025 Opening Day Age	23
WEIGHT 203	THROWS R	How Obtained	Signed as a 9th-round selection in the 2023 First-Year Player Draft
		School	Davidson College (NC)

CLAY WINKLAAR *OF*

HEIGHT 6-1	BATS R	Full Name	Clay Joshua Jairo Winklaar
		Date of Birth	September 13, 2006 in Sint Michiel, Curacao
		2025 Opening Day Age	18
WEIGHT 185	THROWS R	How Obtained	Signed as an international free agent on March 6, 2025
		School	international

NICK WISSMAN *RHP*

HEIGHT 6-1	BATS R	Full Name	Nicholas Robert Wissman
		Date of Birth	September 18, 2000 in Dayton, OH
		2025 Opening Day Age	24
WEIGHT 197	THROWS R	How Obtained	Signed as an 8th-round selection in the 2024 First-Year Player Draft
		School	University of Dayton (OH)

JACKSON WOLF *LHP*

HEIGHT 6-6	BATS L	Full Name	Jackson David Wolf
		Date of Birth	April 22, 1999 in Gahanna, OH
		2025 Opening Day Age	25
WEIGHT 221	THROWS L	How Obtained	Signed as a 4th-round selection in the 2021 First-Year Player Draft
		School	West Virginia University (WV)

ERIC YOST *RHP*

HEIGHT 6-1	BATS R	Full Name	Eric Hilton Yost
		Date of Birth	October 15, 2002 in White Plains, NY
		2025 Opening Day Age	22
WEIGHT 207	THROWS R	How Obtained	Signed as a 17th-round selection in the 2023 First-Year Player Draft
		School	Northeastern University (MA)

MARIO ZABALA *RHP*

HEIGHT 5-10	BATS R	Full Name	Mario Zabala
		Date of Birth	May 8, 2002 in San Juan, Puerto Rico
		2025 Opening Day Age	22
WEIGHT 223	THROWS R	How Obtained	Signed as a minor league free agent on January 18, 2025
		School	Florida International University (FL)



PETCO PARK

PETCO PARK GROUND RULES

DUGOUT AND PHOTOGRAPHER AREAS

- Ball enters warning track adjacent to either side of the dugout seats: **In Play.**


OUTFIELD

Left Field

- Ball in flight striking fair side of the Western Metal Supply Building, including yellow side of metal facing attached to the corner of the building: **Home Run.**
- Ball in flight striking foul side of the Western Metal Supply Building, including non-yellow side of metal facing attached to the corner of the building: **Foul Ball.**
- Fair bounding ball bouncing into the seating area of the fair side of the Western Metal Supply Building and back onto the playing field: **Out of Play.**
- Ball in flight striking recessed batter's eye in left-center field: **Home Run.**

Right Field

- Ball striking the top of the right field video board wall (including both the padding and concrete portions on the top of the wall), regardless of whether it continues into the stands, stays on the top of the wall or rebounds onto the playing field:
 - Batted ball in flight: **Home Run.**
 - Batted bounding ball or thrown ball: **Out of Play.**
- Ball in flight striking metal safety railing at the Right Field Porch and rebounding onto the playing field: **In Play.**
- Ball in flight striking the top of the metal safety railing at the Right Field Porch and bounding into the stands: **Home Run.**
- Ball in flight striking to the left of the vertical yellow line of the metal safety railing at the Right Field Porch above padding: **Home Run.**
- Ball in flight striking on or to the right of the vertical yellow line of the metal safety railing at the Right Field Porch at a point above the padding and bounding over the padding: **Home Run.**
- Ball in flight striking plexiglass partition above yellow line of the metal safety railing at the Right Field Porch: **Home Run.**
- Bounding ball striking plexiglass partition above yellow line of the metal safety railing at the Right Field Porch: **Two Bases.**



PETCO PARK INFORMATION

PETCO PARK ADDRESS

19 Tony Gwynn Drive. San Diego, CA 92101

The Padres announced the address during post-game ceremonies honoring “Mr. Padre,” Tony Gwynn, following the last game of his 20-year playing career on October 7, 2001. The frontage road between Park Blvd. and Seventh Avenue was officially renamed Tony Gwynn Drive on March 11, 2004.

OFFICE ADDRESS

100 Park Blvd. San Diego, CA 92101

OWNERSHIP

Owned 70 percent by the City of San Diego and 30 percent by the San Diego Padres for 30 years (through 2034), and 100 percent by the City thereafter.

BALLPARK OPERATOR

San Diego Padres Baseball Club, under a Joint Use and Management Agreement (JUMA) with the City of San Diego.

NAMING RIGHTS SPONSOR

Petco, located in San Diego, CA.

CAPACITY

39,860 fixed seats, plus ADA accessible seating, ticketing for group/social spaces, and additional Standing Room Only tickets that provide access to standing room locations throughout the ballpark and lawn seating in Gallagher Square.

FIELD DIMENSIONS

Prior to the 2013 season, the Padres altered the dimensions of Petco Park. From the right field porch to the right center gap, the wall was moved in 11 feet, and at the deepest point in left center field, the fence was moved in from 402 feet to 390 feet. After the 2014 season, the club improved the left field seating area and in doing so, brought in the left field and left center field wall four feet.

Left-Field Foul Line: **336 feet**

Left-Center: **386 feet**

Left-Center Wall Pad: **343 feet**

Straightaway Center Field: **396 feet**

Right-Center: **391 feet**

Right-Field Foul Line: **322 feet**

PLAYING SURFACE

Latitude 36 Bermudagrass

OUTFIELD FENCES

Five feet tall from the Entertainment Suite in the corner of the Western Metal Supply Co. Building to the left field wall. Seven feet tall from the left-field wall to the door that leads to the Padres bullpen at which point it increases to 8 feet tall to the right side of the batter’s eye. Prior to the 2016 season, the wall

in front of the Toyota Beach and the Ballast Point Craft Pier was reduced from 7 feet, 10 inches tall to 5 feet, 2 inches tall. At the right field wall, it goes back to 8 feet tall for the 140-foot length of the wall and LED display. The fence tapers down to 7 feet, 6 inches tall along the side of the trapezoid that forms the Right Field Home Run Deck in right field. It remains at 7 feet, 6 inches tall along the front of the Right Field Home Run Deck, and tapers back up to 10 feet tall along the side of the trapezoid that connects to the right field foul pole (the length of the fence that forms the Right Field Home Run Deck is 15 feet, 9 inches along the side nearest to center field, 25 feet, 3 inches along the front of the Right Field Home Run Deck at the first row of seats, and 15 feet, 9 inches along the side that connects to the right field foul pole).

LIGHTING

Petco Park took another major step toward energy efficiency and sustainability prior to the 2016 season, with the installation of Musco’s SportsCluster® LED™ system, in partnership with Cisterra Development. The Padres became the first team in the National League to install LED lighting. With specially designed optics, the new system cuts glare both inside and outside the ballpark, enhances television broadcasts and provides a stage-like atmosphere for spectators. Petco Park is now 100 percent LED.

The park features 10 “racks,” encompassing 460 light fixtures, all with 1,200-watt bulbs, except for 110, 130-watt housekeeping bulbs. The tallest light standards, which are in a vertical configuration, are atop the First Base and Third Base Towers – 205 feet above the playing field. Other light standards, in a conventional horizontal configuration, are 190 feet above the field.

SIGHT LINES

Designed to provide the best and closest views of the game in Major League Baseball, re-directed seating angles maximize sight lines for baseball and comfort...all seats down the lines are angled toward home plate to maximize views of the field from every seat. The top two decks are built on extended, 56-foot cantilevers to bring all seats lower and closer to the field.

SEATING DECKS


Petco Park has three main seating decks: Field Level, Terrace Level and Upper Deck.

SEAT SPECIFICATIONS

Prior to the 2024 season, 222 new seats manufactured by Dreamseats were installed in the Blue Shield Home Plate Club. Fixed seats elsewhere around the ballpark are manufactured by Hussey Seating and measure 19, 20, 21 or 22 inches in width, depending on location. All seats are navy in color.

SECURITY

In August of 2020, Petco Park received the SAFETY Act designation by the U.S. Department of Homeland Security. The SAFETY Act serves as one of the highest levels of accreditation offered and promotes the development and deployment of effective anti-terrorism measures, including technologies, services and personnel trainings. In 2023, the ballpark earned a red seal indicating SAFETY Act certification and the highest level of liability protection, making the Padres the fifth team in Major League Baseball to earn the distinction.



HD OVERHAUL

Prior to the 2018 season, a second HD video board was added in upper right field. Manufactured by Daktronics, the 55.2 feet by 31.2 feet (1722.24 square feet.) video board uses 13mm HD product that boasts a max 11,000 nits, allowing for optimal viewing during bright sunny days. The second video board allows for mirroring of the main board in left field for replays, features and crowd shots, as well as independent operation and unique content. Prior to the 2016 season, a new LED ribbon board (3.5-feet tall by 70-feet wide) manufactured by Daktronics was installed along the fascia of the top level of The Craft Pier by Ballast Point in right-center field. Prior to the 2015 season, the Padres installed a state-of-the-art high-definition video board that measures 61.2-feet tall by 123.6-feet wide, covering 7,564.32 square feet. At the time of installation, it was the third-largest in Major League Baseball and the largest in the National League.

The video board itself, provided by Daktronics, is nearly five times the size of the previous video screen (30-feet tall by 53-feet wide; 1,590 square feet), which was in place since 2004 when Petco Park opened. The entire board can be run full-screen to show live action or video replays, or it can be split into sections for statistical information, graphics and animations. The video board's resolution is 1224x2472, with 3,025,728 total pixels. New LED ribbon boards accompanied the new video board spanning nearly 750 feet along the first and third base lines on the Terrace Level (3.6-feet tall), as well as on the left field grandstand fascia (7.5 feet. tall by 130-feet wide). Sony also provided a state-of-the-art HD control room, including in-house production, broadcast and entertainment systems.

In 2024, new LED boards were installed throughout Petco Park. This includes a LED backstop manufactured by Daktronics with rotational signage behind home plate that allows for state-of-the-art insertion of graphics and advertising behind home plate, a new LED board on the ballpark's East Ramp that measure 26-feet wide by 7-feet tall, and replacing the Right Field Wall LED board. Prior to the 2025 season, new

field-level LED boards, manufactured by Daktronics, were installed on the first and third baselines to allow for additional graphic and advertising opportunities.

RIGHT FIELD LED RIBBON BOARD

In 2013, new LED ribbon boards were added to right field upper fascia. The upper right field board measures 6 feet high by 192-feet wide and the right field wall board measures 7-feet high by 104-feet wide. Both boards were provided by Daktronics.

AUDIO SYSTEM


Prior to the start of the 2014 season, Daktronics installed several new distributed loudspeakers in numerous locations, replaced speakers in other areas of the park as well as completely returned the entire sound system to provide a base level of uniform system operations. All systems are tied together using the latest state-of-the-art Digital Signal Processing Systems.

CONCOURSE FLOORING

Between 2014 and 2015, approximately 255,000 sq. ft. of concourse flooring was replaced with decorative waterproof, flake flooring system manufactured by Neogard and installed locally by KTM Coating.

BATTER'S EYE

Background for batters in center field is painted navy, except for the side facing Gallagher Square. The structure houses an equipment storage room on the Field Level and "The Batter's Eye Porch," a pre- and post-game and special event area 30 feet high by 80 feet long in Gallagher Square. Above this is the Event Management Center for Petco Park and a 10-foot rotational sign that provides a solid background when batters are at home plate and offsets rotating panels between innings.



RETIRED NUMBERS

Prior to the 2016 season, the Padres retired numbers were relocated from the top of the batter's eye to a more prominent location inside Home Plate Plaza, where fans can see them up close and take photos with them. In addition, retired numbers are now positioned on the upper deck façade behind home plate, above the Jerry Coleman Broadcast Center and adjacent press box. The numbers – Steve Garvey's No. 6, Tony Gwynn's No. 19, Dave Winfield's No. 31, Randy Jones' No. 35, Trevor Hoffman's No. 51 and Jackie Robinson's No. 42, which was retired throughout Major League Baseball in 1997 – are flanked by the players' first and last name in white in a ring of honor around the upper deck.

PETER SEIDLER "PS" LOGO

In 2024, the Padres honored their beloved former Chairman and Owner, Peter Seidler, with a heart-shaped jersey patch with Peter's initials, "PS," in the center. A large gold version of the "PS" logo was also added as a fixture to the exterior of the press box.

PADRES HALL OF FAME

The Padres Hall of Fame, presented by Motorola and which showcases the history of the Padres and baseball in San Diego, opened at Petco Park on July 1, 2016. Located on K St. just inside the Gaslamp Gate, it features an 85" TV upon entry, an 80-foot-long, in-depth timeline, a state-of-the-art 4K 100" TV and touch screen interactive theater, and historical memorabilia throughout. The centerpiece of the space is 19 two-sided illuminated panels dedicated to each current members of the Padres Hall of Fame. The panels depict imagery of these legendary Padres, while telling the story of their career highlights and personal achievements.

PROTECTIVE NETTING

The Padres extended the protective netting prior to the 2018 season, separating spectators behind home plate and down the foul lines from the field of play. The netting, manufactured by Promats® Athletics, features the latest technology to minimize the appearance of the net and provide an optimal viewing experience, while maintaining high safety standards. In 2020, the netting was heightened behind the backstop and over both dugouts to 29 feet before tapering down along the foul lines. The end points will remain the same at Section 116 in left field and Section 115 in right field, which surpasses the existing guidelines issued by Major League Baseball.

BULLPENS

The Padres bullpen in left field is 87.8 feet long by 27.8 inches wide and elevated 3.6 feet above field level. The visitors' bullpen was relocated from the field before the 2013 season, and it is now tiered behind the home bullpen, elevated another 3.6 feet. It is 80.1 feet long and 27 inches wide. The visiting team pitches east to west, while the home team pitches west to east. Each bullpen has a separate entrance to the playing field.

DUGOUTS

The Padres dugout is located on the first-base side and is 57 feet long by 14 feet wide. The visitor's dugout on the third-base side is 46 feet long by 14 feet wide. Both dugouts have a retractable awning along with steps that lead to the field for half their length and a rail on the other half.

TEAM CLUBHOUSE FACILITIES

Clubhouses are located on the Field Level, with direct access to the dugouts and service corridor. The home clubhouse is approximately 16,500 square feet, including a 3,560 square

foot locker room with 40 cubicles (four feet wide), configured in a circle. The home clubhouse includes a 240-square-foot video coaching area located near the home dugout, with access from inside and outside the clubhouse. Other facilities include a 7,580-square-foot, fully-equipped weight and exercise room, dry sauna, hydrotherapy room, player lounge and kitchen, manager's office, coaches locker room, rehab room, medical facilities, offices, laundry and storage.

The visitor's clubhouse is approximately 8,990 square feet, including a 2,140-square-foot locker room with 40 cubicles, training room, manager's office, coaches locker room, weight and exercise room, player lounge and kitchen, laundry and storage.

Internal batting and pitching tunnels (two for the home team, one for the visiting team) are located on the Service Level with access to the clubhouses and are fully-equipped, including cameras for video recording. Tunnels are sized to accommodate two batters and/or two pitchers. Views to the home batting tunnel are available from the Blue Shield Home Plate Club through one-way glass so club patrons can observe players at work. Additional facilities include an auxiliary locker room (approximately 2,040 square feet), with an operable partition, the umpires' locker room (approximately 910 square feet), a home team family waiting room, and a greenroom/VIP dressing room.

SUITE RENOVATION

Heading into the 2022 season, the Padres embarked on a major renovation at Petco Park that saw the largest suite remodel since the ballpark opened. Seventy premium suites were completely renovated in addition to a remodeled Suite Entrance for Suite Lease Members, costing more than \$6 million for the project. The upgraded suites feature brand new furniture with unique seating concepts, 65-inch 4K televisions, access for presentations through the TVs, artwork celebrating current and past Padres teams, customizable branding elements for Suite Lease Members, enhanced and additional lighting, new refrigerators and ice machines, induction cooking, new dishware and additional counter space for food and beverage presentation.

BLUE SHIELD HOME PLATE CLUB

The Blue Shield Home Plate Club underwent a massive renovation immediately upon the conclusion of the 2022 postseason that includes an enhanced VIP entry, expanded bar and dining room that includes a new layout, furniture, art and expanded restrooms while maintaining a unique view into the Padres batting cages. A new grand staircase directly connects the upper club to an expanded and renovated lower club. The new lower club features an expanded interior footprint, a dedicated bar, expanded restrooms and an enhanced fine dining experience.

GALLAGHER SQUARE

Gallagher Square, formerly known as the Park at the Park, features a landscaped park of 2.8 acres beyond the outfield fence. Petco Park is the first Major League ballpark since Forbes Field in Pittsburgh (closed in 1970) to have a park adjacent to the outfield. Gallagher Square is a ticketed area and vital part of the baseball experience on game days, including admission to conveniences and amenities of the seating bowl during select ticketed events. It functions as a special events venue when there is no game and daily as a neighborhood park.

SYCUAN STAGE AT GALLAGHER SQUARE

In March of 2019, the Padres unveiled the latest addition to Petco Park with the debut of the Sycuan Stage at Gallagher Square, which provides a secondary stage for general admission concerts. The venue is the first among Major League ballparks to offer a unique outdoor setting inside of a downtown ballpark. The stage also has a state-of-the-art roof system with the capability to withstand more than 90,000 pounds of production and measures 64"x28"x5", allowing for a fully customizable space depending on artist requests.

TOYOTA BEACH & BALLAST POINT CRAFT PIER

In 2016, the Padres unveiled a two-level social space in right-center field inspired by San Diego's beach lifestyle, featuring pilings and decking constructed from environmentally friendly recycled composite wood. The lower level, the Toyota Beach, is utilized as a group space, and the upper level, The Ballast Point Craft Pier, is a multi-use area. In total, the space accommodates nearly 600 people in a standing-room-only capacity. The space was constructed in the location previously occupied by The Beachers seating area and The Toyota Beach play area. As part of the design, the children's sand play area was preserved and relocated to a space along K Street, further removed from the playing field and safe from balls in play. Partners on this project were San Diego-based architecture firm Larimer Design and Clark Construction.

THE GALLAGHER CHAIRMAN'S CLUB & CUTWATER CORONADO CLUB

The Padres debuted additional premium seating options prior to the 2020 season with the Gallagher Chairman's Club and the Cutwater Coronado Club. The Gallagher Chairman's Club is located next to the Padres Ownership suite and allows fans to watch the game from one of the best views behind home plate while enjoying all-inclusive premium food and beverage. The Cutwater Coronado Club offers stunning views of Coronado Island and the iconic Coronado Bridge from the comfort of a private open-air club while enjoying complimentary food and non-alcoholic beverages. Guests also have a dedicated seat to watch the game from their own luxury loge box.

CUTWATER AGAVE CLUB

In 2024, the Padres debuted the newest premium seating area to Petco Park with the Cutwater Agave Club. Located down the left field line on the Terrace level and introduced to the ballpark in 2015 as The Still presented by Cutwater, the private space underwent a full renovation after the 2023 regular season. This multi-million dollar project features luxury finishes, access to semi-inclusive food and beverage offerings, and a private restroom with a variety of seating concepts and options allowing Premium Seat Members the opportunity to further enhance their experience at Petco Park.

WESTERN METAL SUPPLY CO. BUILDING

The historic brick warehouse that housed the Western Metal Supply Company, which dates to 1909 and has ties to the Old West, was renovated and incorporated into the ballpark, with the left-field foul pole attached to its southeastern corner. The building holds the Padres New Era Team Store on the first floor, 12 party suites (available on an individual game basis) on the third and fourth floors, a restaurant with terrace dining on the fifth floor, and another restaurant and group space on the rooftop, 80 feet above field level.

PETCO PARK

PETCO BARKYARD

Unveiled in 2016, the Petco Barkyard consists of six semi-private, premium dog-friendly box seats in Petco Park's left-center field, available for every Padres home game. Each of the six boxes in The Barkyard can accommodate up to four people and two dogs. The Barkyard features a designated entrance from K Street in Gallagher Square, a check-in area staffed by a Petco brand ambassador, and a watering station near check-in. A Padres pet concierge is on-hand to escort fans and their dogs to and from The Barkyard. Conveniently located just a short walk from the designated Pet Relief Area in Gallagher Square, The Barkyard is tailored to a dog's needs. Each box offers umbrellas to protect dogs from the sun and specially selected easy-to-clean artificial turf that does not retain heat, to ensure every pup's paws stay cool.

VIASAT MILITARY HALL OF HONOR

In 2022, the Padres and Viasat Inc. unveiled the Viasat Military Hall of Honor in Power Alley located on the right field concourse. The Padres, who are widely regarded as Major League Baseball's "Team of the Military," partnered with Viasat to honor former Padres and other MLB players around the league who served in the military and pay tribute to Armed Services' veterans and those currently serving in the U.S. military at home and around the world.

Located near Section 133, the Military Hall of Honor serves as an interactive space allowing fans to view information and different content on each honoree through two touchscreen televisions within the space. Fans can also record and send personalized messages to active-duty military members and various military bases in a dedicated recording booth located within the Hall of Honor area.

ADDITIONAL FEATURES

2015's left field renovation project included the debut of several new social spaces and seating areas, including The

Estrella Jalisco Landing, a private 300-person group space immediately below the video board and the Entertainment Suite on the ground floor of the Western Metal Supply Co. Building.

The On-Deck Suite, introduced in 2014, is an eight-person suite next to the visitor's dugout, giving fans an unprecedented view of the action closer to the batter's box than the pitcher on the mound is. The Right Field Home Run Deck, created in 2013, is nestled just beyond the wall in right field and houses 56 seats. Picnic Terraces, to the left of the Batter's Eye, have tiered picnic tables and are intended primarily as a group sales area. Palm Court Plaza features 13 palm trees and 13,588 bricks, of which 10,842 are personalized, commemorative bricks. The Omni San Diego Hotel and The Metropolitan (36 luxury condominiums on the top 11 floors of the hotel) connect to the main concourse by a pedestrian skybridge.

ADDITIONAL FEATURES (CONT.)


The audio and video graphics to celebrate Padres players' home runs at Petco Park have a distinct military and nautical flavor. The sound of a ship's horn is an actual recording of the horn of the Navy's USS Ronald Reagan (CVN-76) nuclear aircraft carrier, which was formerly home-ported in San Diego. To accompany the horn, fireworks blast from the top of the video board during night games.

WI-FI

Introduced in 2012, the Padres provide wireless internet access to fans at Petco Park in partnership with Verizon.

MORE THAN A BALLPARK

As a premier entertainment venue in Southern California, Petco Park also hosts concerts, special events and other sporting events. Petco Park saw its highest-ever attended event with Garth Brooks Stadium Tour in March 2022 with more than 50,000 tickets sold. In November 2024, it hosted the



10th Annual Links at Petco Park golf event, in partnership with Callaway Golf. The venue transitioned into an outdoor hoops arena in 2015 for the Bill Walton Basketball Festival, featuring a week of community events, tournaments and high school games, culminating in the SDSU vs. USD men's basketball game. In early 2022, the park welcomed monster trucks and dirt bikes back as host of Monster Jam and Supercross. The inaugural World Baseball Classic semi-finals and final were played at Petco Park in 2006, with the site playing host to second-round games in 2009 and 2017. Petco Park has hosted the 2014 Davis Cup, the USA SEVENS Rugby tournament and international soccer matches including the Tijuana Xolos. Additionally, Gallagher Square turns into a winter wonderland with the annual Holiday Market, featuring dazzling Christmas light displays, holiday characters, shops and more.

Petco Park also serves as a year-round concert venue, having hosted The Rolling Stones (Nov. 2005 & May 2015), Madonna (Nov. 2008), Taylor Swift (Aug. 2015), Billy Joel (May 2016, April 2024), Metallica (Aug. 2017), The Eagles, Zac Brown Band, Journey and Def Leppard (Sept. 2018), Sir Paul McCartney (2014, June 2019), Green Day, Fall Out Boy and Weezer (Aug. 2021), Garth Brooks (March 2022), Red Hot Chili Peppers (July 2022), Motley Crue, Def Leppard and Poison (Aug. 2022), Grupo Firme (Aug. 2022), Bad Bunny (Sept. 2022), Elton John (Nov. 2022), Morgan Wallen (July 2023), Zach Bryan (Dec. 2023), Chris Stapleton (March 2024), Sting (April 2024), Blink-182 (June 2024), Foo Fighters (Aug. 2024), Def Leppard and Journey (Aug. 2024), P!nk (Sept. 2024), Green Day with Smashing Pumpkins (Sept. 2024), and Post Malone (Dec. 2024). 2024 was a record year for Petco Park with eight stadium shows, surpassing the previous record of seven full venue concerts in 2022.

From January 12-14, 2024, the Padres hosted the inaugural San Diego Rodeo at Petco Park in partnership with C5 Rodeo Company, Inc. and Outriders Presents. It was the venue's first-ever rodeo and featured the world's top rodeo athletes competing for more than half a million dollars in prize money over the course of a three day competition.

SOCIALLY DISTANCED

In coordination with local and state health officials, Petco Park continued to serve as a place where memories are made even in the midst of the COVID-19 pandemic. In June 2020, the Premier Lot hosted drive-thru high school graduations, drive-in style movie screenings and the first drive-in concert in California since stay-at-home orders were issued in March. Following the successful drive-in format, Padres-controlled lots were transformed into watch party sites where thousands of fans cheered on the Padres during their playoff run. Gallagher Square also hosted the first ever Halloween Trail and Holiday Market & Trail events, allowing guests to partake in the holiday festivities as part of a socially-distant, safe environment. All events were executed with the utmost regard for health and safety precautions.

COVID-19 VACCINATION SUPER STATION

As the COVID-19 epidemic raged on throughout 2020 and into 2021, Petco Park and the Padres continued to serve as a community pillar for San Diego and beyond. In early January 2021, the County of San Diego announced that the Petco Park Tailgate Lot would be the site of the State of California's first Vaccination Super Station. In partnership with the City of San Diego, UC San Diego Health and the Padres, the vaccination site allowed for up to 5,000 individuals to be vaccinated daily. Operating from 7:00 a.m. to 7:00 p.m. seven days a week, the drive-up site opened January 11, 2021, and a total of 225,000 vaccines were administered. The Padres provided the lot to act as the host site for the super station along with operational support from the organization's event staff.

HOLIDAY BOWL PARTNERSHIP

In June 2021, the Padres and the Holiday Bowl announced a partnership that would bring the historic game to Petco Park, beginning with the 43rd annual Holiday Bowl on December 28, 2021. San Diego City Council voted to overturn a "no football clause" so football could be played at Petco Park.



PETCO PARK

Petco Park underwent major construction to transform the field from baseball to football, with the first baseline modifactory serving as the east end zone and the left field wall serving as the west end zone. The construction included removing the first baseline wall and adding 2,800 square feet of concrete seating risers over 10 rows of seating in sections 111, 113, 115 and 117 for football, restoring the first baseline seating sections for baseball using 10 sections of removable seating risers (featuring 118 padded seats and 344 regular ballpark seats), removing and relocating the bullpen door and stairs in left field for football and later restoring the outfield walls to the same dimensions for baseball, installing thicker 1.5-inch cut overseeded Bermuda turf, and building sideline suites in right field that could accommodate nearly 500 people. Field goal posts, new play clocks, camera locations and coaching boxes needed to be installed in addition to implementing a completely new scoring system on the video boards.

The Holiday Bowl was set to make its Petco Park debut with the UCLA Bruins (Pac-12) against the NC State Wolfpack (ACC) before the game was ultimately canceled due to COVID-19 health and safety protocols. Instead, the Holiday Bowl made its historic debut at Petco Park on December 28, 2022 when the Oregon Ducks (Pac-12) defeated the North Carolina Tar Heels (ACC). It was the first time football had ever been played at Petco Park. The Holiday Bowl played one more time at Petco Park as part of the partnership on December 28, 2023 featuring the USC Trojans (PAC-12) vs. the Louisville Cardinals (ACC).

ARCHITECTURAL FEATURES

Seating bowl “fractured” by first base and third base Towers housing vertical light standards and other elements to create distinctive “seating neighborhoods.” First base and third base Garden Buildings house concession areas, premium seating club membership lounges, offices, restrooms and other programming elements usually housed inside a ballpark. Spacious concourses and terraces afford outstanding views of San Diego Bay, Coronado Bay Bridge, downtown skyline, Pacific sunsets, glimpses of Balboa Park and mountains to the east.

LANDSCAPE

The entire ballpark is designed and landscaped to resemble a garden. The landscape includes plants both inside and outside the park and vines and flowering vegetation spilling over bridges, walkways and trellises. The wall of flowing water at the Home Plate Plaza captures the spirit of San Diego’s casual, coastal lifestyle. Garden Buildings feature bougainvillea and colorful planters. Jacaranda trees line the main entrance, Home Plate Plaza features coral trees at the top of the staircase and palms, and Palm Court Plaza features signature palm trees.

Gallagher Square features a dynamic landscape filled with native and drought-tolerant plants that showcase the rich biodiversity of San Diego County. The cyclical bloom of various flowers throughout the year ensures a constantly changing and visually captivating landscape. Towering evergreen Oak trees provide shade, and a large lawn invites relaxation, play and provides a flexible space for community events.

The garden seamlessly integrates a diverse selection of trees, ranging from the distinctive Dragon trees to the stately California Sycamore trees, and includes Date Palms that mirror those found within the ballpark’s Palm Court Plaza. The park’s landscape has been carefully curated to reflect the

essence of San Diego and display the local horticulture.

The space embraces sustainability with lower water-use plant species that conserve resources and support local species, reinforcing the Padres’ commitment to creating a sustainable and captivating urban space.

The landscape and vegetation selected are “water-wise,” low allergenic and environmentally responsible, requiring minimal use of pesticides and toxic chemicals.

ENVIRONMENTAL FEATURES

An agreement with the Environmental Health Coalition comprehensively addressed issues of air and water quality, urban runoff, removal of hazardous materials, and use of pesticides and toxic chemicals in the construction and operation of the ballpark. Progressive recycling and waste management programs help make Petco Park one of the greenest ballparks in Major League Baseball.

The Padres partnered with Ecosystem in 2023 to provide the stadium’s own chiller plant that decreases water use, provides annual savings of more than \$1 million, and reduces greenhouse gas emissions by roughly 700 tons per year.

GOING SOLAR

Prior to the 2018 season, the Padres and Petco Park continued their efforts as industry leaders in energy sustainability with the installation of a 336,520-watt Sullivan Solar Power system. The project consisted of 716 high-efficiency, 470-watt solar modules and will generate 330 kilowatts of solar power, enough to power the entire Padres front office. The solar power system serves as the largest solar power system in Major League Baseball.

CLEAN, RENEWABLE ENERGY

In a new partnership with San Diego Community Power in 2022, Petco Park became the first National League ballpark to run completely off clean, renewable energy.

CONCESSIONAIRE/FOOD SERVICE AND RETAIL PROVIDER

Delaware North Companies’ Sportservice Corporation.

PADRES NEW ERA TEAM STORE

The Padres New Era Team Store is located on the ground floor of the Western Metal Supply Co. Building, with entrances from Seventh Ave. and Palm Court Plaza.

ENTRANCE/EXIT GATES

Home Plate Gate at Park Blvd. and Trevor Hoffman Way

Gaslamp Gate at Seventh Ave. and K St.

East Village Gate at 10th Avenue and K Street

Park Boulevard Gate at 10th Avenue and Park Blvd

Downtown Gate to Gallagher Square at Eighth Ave. and J St.

Balboa Gate to Gallagher Square at Ninth Avenue and J St.

Omni Gate at the Omni Hotel Skybridge

Suite Entrance at Park Blvd near Home Plate Box Office

POINTS OF ENTRY: 42

TICKET WINDOWS: 28 total

28 open to the street

Home Plate Plaza: 18 windows, street level, shaded

Western Metal Building: six windows, all open to street

East Village/Power Alley: four windows, all open to street

ACCESSIBILITY

At least 1 percent of all fixed seats are semi-ambulant, and at least 1 percent are reserved for wheelchair and companion with removable arm seats. Wheelchair and companion seating is available in all seating categories, dispersed proportionately throughout the three seating levels, and equally distributed in areas exposed to the sun and in shade. All concession stands are accessible. All restrooms are equipped with accessible water closets. All ramps and elevators were designed to exceed federal and state requirements for people with disabilities.

ARCHITECTS

HOK Sport+Venue+Event, Kansas City, MO, Executive Architect. (Joseph E. Spear, AIA, Senior Principal)

Antoine Predock Architect, Albuquerque, NM, Design Architect

Spurlock Poirier, San Diego, CA, Landscape Architect. (Andrew J. Spurlock, Principal)

ROMA Design Group, San Francisco, CA, Master Plan Architect, Ballpark District. (Boris Dramov, President)

Heritage Architecture & Planning, San Diego, CA, Restoration Architect
(Milford Wayne Donaldson, AIA, Principal)

DEVELOPMENT MANAGER

Hines, Houston, TX.
(Rick Vogel, Vice President, Project Manager)

GENERAL CONTRACTOR

San Diego Ballpark Builders – A Joint Venture of Clark Construction Group, Inc., Roel Construction Company, and Douglas e. barnhart, inc. (Officer In Charge: Alan Petrasek, Senior Vice President, Clark Construction. Project Executive: Jim McLamb, Vice President, Clark Construction).


BALLPARK CONSTRUCTION COST - \$298 million

BALLPARK PROJECT COST - \$474 million, including land assemblage, infrastructure work and implementation agreement obligations.

BALLPARK DISTRICT

26 blocks bordered by Market Street to the north, Harbor Drive and Sixth Avenue to the west, 12th Ave. to the east, and Imperial Ave. to the south.

HISTORIC RESOURCES: In addition to the Western Metal Supply Co. Building, several other historic resources in the Ballpark District are being preserved in accordance with a 1999 Settlement Agreement between the National Trust for Historic Preservation, the Save Our Heritage Organization (SOHO), the Padres, the City of San Diego, the Centre City Development Corporation and JMI Realty. Schieffer & Sons Warehouse on J Street and Showley Brothers Candy Factory (Bumble Bee Foods), parts of Levi Wholesale Grocery Building (Kvaas Construction) and Wellman Peck Warehouse (TR Produce) on the north side of J Street are to be preserved and adaptively re-used.




CLUB DIRECTORY
EXECUTIVES
MANAGER & STAFF
SUPPORT STAFF: ADVISORS & BASEBALL OPERATIONS
PLAYER HEALTH & PERFORMANCE
25 SAN DIEGO PADRES
HISTORY & RECORDS
OPPONENTS
SCOUTING & PLAYER DEVELOPMENT
PETCO PARK
COMMUNITY
MEDIA

#BrownsBack

On November 9, 2020, the Friar Faithful witnessed the unveiling of the team's new brown and gold uniforms. Nearly 4,000 fans were on hand as Padres shortstop Fernando Tatis Jr., first baseman Eric Hosmer and third baseman Manny Machado modeled the new threads. The new primary home pinstriped uniform features "PADRES" across the chest in brown with a gold outline, brown and gold piping and the return of the Swingin' Friar in the form of a sleeve patch. The road uniform is brown with a gold "SAN DIEGO" across the chest along with gold piping and the Swingin' Friar patch.

The road alternate features a lighter sand brown color scheme with pinstripes and a brown with gold outlined "SAN DIEGO" across the chest. With the new road color scheme, the Padres became the only team in Major League Baseball to not utilize any gray road uniform. In bringing back the brown, Padres ownership made a point to seek out the feedback of their loyal fanbase and implement this change that signifies a new era in Padres baseball. The unique color scheme also sets the club apart from the rest of Major League Baseball. In addition to the three new brown and gold uniforms, the Padres also unveiled new Sunday military brown camouflage jerseys to be worn as part of their Military Salute Sunday home games.



CITY CONNECT


In Summer 2022, the Padres unveiled their Nike City Connect Series jersey, becoming the seventh and final MLB club in 2022 to debut the new uniforms. Making its on-field debut at Petco Park on July 8, 2022 and worn every home Friday thereafter through 2025, the Padres collection is a nod to the coastal community we live in. It is inspired by the vibrant landscapes in the San Diego and Baja California communities, from the scenic views up and down the coastline, to the ocean's white foam and the stunning pink and yellow sunsets. The vintage typography reminds San Diegans of weathered beach signs marking the special spots they cherish from Oceanside to Imperial Beach and everywhere in between. The uniform's bold colors and decorative details depict the radiant artwork that is prominent within our shared culture, as the Padres are proud of our binational fan base and the region we call home.



PETCO PARK FIRSTS

Game	April 8, 2004 vs. SF
Attendance	41,400 (sellout)
First Pitch	7:08 pm PDT
Game Time Temperature	64 degrees
Padres Starting Lineup	3B Sean Burroughs, 2B Mark Loretta, RF Brian Giles, 1B Phil Nevin, LF Ryan Klesko, CF Jay Payton, C Ramon Hernandez, SS Khalil Greene, P David Wells
Batter	SF's 2B Ray Durham
Hit	SD's RF Brian Giles single to CF in the B-1st.
Run Scored	SD's SS Khalil Greene in B-3rd.
Singles	SD's Brian Giles in the B-1st
Double	SD's 3B Sean Burroughs in B-3rd
Triple	SD's Brian Giles in B-4th on April 11, 2004 vs. SF
Home Run	SF's CF Marquis Grissom in T-10th
Padres Home Run	SD's Mark Loretta in B-1st on April 15, 2004 vs. LAD
Stolen Base	SD's Adam Eaton and Sean Burroughs double steal in B- 7th on April 13 vs. LAD
Strikeout	SD's Jay Payton in B-2nd
Error Committed	SF's Durham in B-4th on April 11, 2004
Pitch	SD's David Wells (called strike)
Winning Pitcher	SD's Eddie Oropesa
Losing Pitcher	SF's Matt Herges
Save	SD's Trevor Hoffman on April 10, 2004 vs. SF
Day Game	April 18, 2004 vs. ARI
Non-MLB Event	University of Houston vs. San Diego State University (Men's Baseball) on March 11, 2004
Concert	The Rolling Stones on November 11, 2005

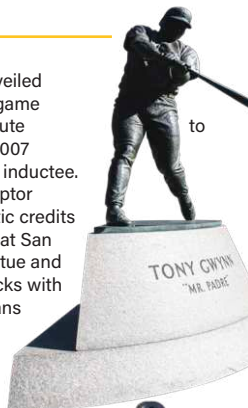
* Firsts are from April 8, 2004 unless noted.



PETCO PARK STATUES

MR. PADRE

The nine-foot, 1,200-lbs bronze likeness of "Mr. Padre" was unveiled prior to the Padres vs. Phillies game on July 21, 2007 as part of "Tribute Tony Weekend," honoring the 2007 National Baseball Hall of Fame inductee. The statue was molded by sculptor William Behrends, whose artistic credits include a statue of Willie Mays at San Francisco's AT&T Park. The statue and surrounding plaza includes bricks with personalized messages from fans to Gwynn. In 2024, the statue was moved onto the new Tony Gwynn Terrace and repositioned so that he is directly facing the statue of his former teammate, Trevor Hoffman.



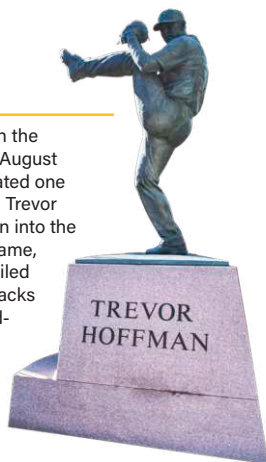
THE COLONEL

On September 15, 2012, the Padres honored the late Jerry Coleman's 70 years in baseball and his 40 years with the Padres in a pregame ceremony at Petco Park, during which the club unveiled a bronze statue of Coleman at the ballpark, standing at 7.5-foot tall, weighing 650 lbs. It depicts Coleman in the uniform he wore as a pilot in the Marine Corps. San Diego Mayor Jerry Sanders proclaimed the day "Jerry Coleman Day."



TREVOR TIME

"Hells Bells" blared through the speakers at Petco Park on August 18, 2018 as the club celebrated one of its most iconic figures in Trevor Hoffman. After his induction into the National Baseball Hall of Fame, Hoffman's statue was unveiled prior to the Padres vs. D-Backs game as part of a weekend-long celebration for the closer. William Behrends sculpted the nine-foot, 1,000 lb. likeness, which overlooks the bullpen in left-centerfield and depicts Hoffman's signature high leg kick.



GALLAGHER SQUARE RENOVATION

To commemorate the 20th Anniversary of Petco Park in 2024, the Padres continued its investment in the ballpark by renovating Gallagher Square, providing fans and the community with expanded amenities, and building on the decades-long commitment to deliver "More than a Ballpark."

On October 9, 2023, the Padres officially broke ground on Gallagher Square to begin the project, with the goal of reopening the park in time for the Padres 2024 Opening Day on March 28. Minor projects will continue after Opening day and are expected to be completed by June 2024.



COMMUNITY AMENITIES

The renovated Gallagher Square includes new and improved features for the community, all with an eye toward celebrating the Padres' history and San Diego's baseball traditions.

- Playground and Play Area expanded for wider range of ages and abilities. The playground features a 35 2 1/4 feet tall x 7 feet wide baseball bat made of steel and wood that allows for kids to climb to the top, making it the tallest climbable bat in the world.
- Fenced, off-leash dog park
- Improved Play Ball Field
- Pickleball courts
- Tony Gwynn Terrace viewing deck and picnic space
- Public art displays featuring local artists



As part of this renovation, Gallagher Square has been reconfigured in a manner that will allow for portions of the park to remain open for public use more frequently.


IMPROVED GAMEDAY AND EVENT EXPERIENCE

The iconic statue of Mr. Padre Tony Gwynn has been elevated and surrounded by an expanded viewing deck that provides all new sightlines of games while serving as a picnic space during public hours. Tony is also more visible from the ballpark and directly aligned with his teammate and fellow Hall of Famer Trevor Hoffman.




The project brings a new and expanded fan entry gate (Balboa Gate) to 9th and J Street for improved security and wait times, along with leveled and tiered lawn seating in Gallagher Square where tickets are more affordable than other fixed seating areas within the ballpark.





TONY GWYNN TERRACE

The Tony Gwynn Terrace is the new home to Tony Gwynn's statue and continues to be surrounded by beloved legacy bricks. The terrace also has picnic tables for additional seating, along with a Tony Gwynn Deck Tower that houses new food and beverage space and a new videoboard. Located beneath the terrace is the Tony Gwynn Tunnel where fans can see and hear all about the amazing life and career of Mr. Padre. An additional Padres retail and food and beverage space have been built on the ground level next to the tunnel.



LEGACY BRICK PROGRAM

As part of the renovation project, the Padres created a Legacy Brick Program, where fans who previously purchased a brick near the original Tony Gwynn statue location in Gallagher Square received a new brick with their original inscription installed at the new location. Fans were also given the opportunity to purchase a customizable engraved brick that would be laid in the new Tony Gwynn Terrace viewing deck alongside the existing bricks. Proceeds from the Legacy Brick Program benefit the Tony Gwynn Community All-Star program and other Padres Foundation community initiatives.

GALLAGHER SQUARE IN HD

A new, state-of-the-art videoboard is displayed at the Sycuan Stage that spans across the entire back of the batter's eye. The board measures 73 feet wide by 21 feet tall and uses 6mm of HD product by Daktronics that features amazing resolution and unmatched clarity. The new videoboard has the capability to include the scoreboard lineup and player statistics for the first time.

Two additional videoboards measuring 16 feet by 9 feet, both featuring 6mm in HD product by Daktronics, have been installed in Gallagher Square. One videoboard is displayed on the Tony Gwynn Deck Tower facing the all-new playground, and the other videoboard is on the new Play Ball field so fans can keep up with game action while enjoying Gallagher Square. Two additional 16x9-foot videoboards were added to Gallagher Square in 2025: One to the back of the Play Ball Field and one to the Tony Gwynn Deck Tower.

RESPONSIBLE DESIGN

The improvements resulted in a more sustainable, state-of-the-art space by incorporating:

- Turf to replace some of the grass, enhancing the overall aesthetic and significantly reducing water and re-sodding needs while maintaining grass on a large portion of picnic hill.
- Native trees and vegetation planted throughout the space.
- A Noise Measurement system that allows for real-time monitoring, along with the latest technology that provides sound pressure level prediction.

A MORE ACTIVATED, VIBRANT EAST VILLAGE

The investment in a renovated and improved Gallagher Square is on top of the Padres investing hundreds of millions of dollars over 20 years to build a vibrant East Village through economic development and the creation of hundreds of thousands of jobs. The project is intended to attract more residents and visitors, particularly during the offseason, resulting in:

- A boost to nearby businesses, supporting local small business owners, operators and employees
- Increased local tax revenue, which is invested back into the community
- More living wage jobs for San Diegans

PROJECT PARTNERS

Larimer Design, GroundLevel Landscape Architecture, Inc., Clark Construction, and Land Rec, Inc.

WESTERN METAL SUPPLY CO. BUILDING RENOVATION

In continuing the Padres' longstanding and ongoing commitment to maintain and improve Petco Park, the club embarked on a multi-million-dollar renovation of the Western Metal Supply Co. Building following the completion of the 2024 postseason. The project includes a complete makeover of the Padres New Era Team Store, the Budweiser Loft on the fifth level, and the Rooftop. Construction will be completed in time for the Padres' 2025 Opening Day.

The Western Metal Supply Co. Building's iconic brick façade will remain untouched, while the suites on the third and fourth floors of the building were recently renovated when the Padres remodeled all 70 suites at Petco Park in 2022.

PADRES NEW ERA TEAM STORE

While honoring the history of the Western Metal Supply Co. Building, the Padres New Era Team Store will expand by approximately 1,000 square feet of new floor space and will see increased checkout locations, new modern finishes, lighting and optimized merchandise displays to the existing retail environment, remodeled restrooms, and a transformed Entertainment Suite and exterior deck. The improved Entertainment Suite, located in the left field corner of the playing field, is perfect for groups of 16-or-more and includes an expanded exterior deck with additional field-facing seats, a new premium catering layout, new luxury finishes and furniture, increased in-suite privacy, and access to renovated semi-private restrooms.



BUDWEISER LOFT

The new and improved Budweiser Loft features an elevated social space that celebrates the unique historic character of the building while adding refined hospitality touches. The upgrades include a renovated bar, new focused lighting that will enhance the guest experience, new premium furniture and games, and a transformed Foul Pole Suite. The improved Foul Pole Suite, located in the Western Metal Building on the left field foul pole, includes expanded capacity for groups of 20-or-more, a new premium catering layout, new luxury finishes and furniture, and access to renovated semi-private restrooms. The Budweiser Loft is open to general ticketed fans and serves as a Member Happy Hour location on gamedays unless booked for a private group.



THE ROOFTOP

The most transformational change to the Western Metal Building includes a new grand staircase that will for the first time connect the Budweiser Loft directly to the fully renovated Western Metal Rooftop. Designed to elevate the gameday and event experience, the remodeled Rooftop will feature a 4,000-square-foot raised deck that offers all new sight lines to the playing field and increased capacity for more guests in the space. The Rooftop will also include new private restrooms dedicated to the space, a new covered trellis that will provide shade and overhead heating, all new and increased premium lounge seating, and two new video boards measuring 16-by-9 feet so that guests in the space will not miss any of the action on the playing field. The showpiece of the improved Western Metal Rooftop will be a new feature wall on the field-facing side, which will light up, including the night sky, for celebratory moments. Priority for Rooftop private events and gameday experiences is given to groups of 300 guests-or-more; and now with direct connectivity to the Budweiser Loft, can comfortably accommodate groups exceeding 1,000 people.



PROJECT PARTNERS

Gensler and Shawmut Construction.

NOTES

Handwriting practice lines consisting of a solid top line, a dashed midline, and a solid bottom line.

CLUB
DIRECTORY

EXECUTIVES

MANAGER
& STAFF

SUPPORT STAFF,
ADVISORS & BASEBALL
OPERATIONS

PLAYER HEALTH
& PERFORMANCE

'25 SAN DIEGO
PADRES

HISTORY &
RECORDS

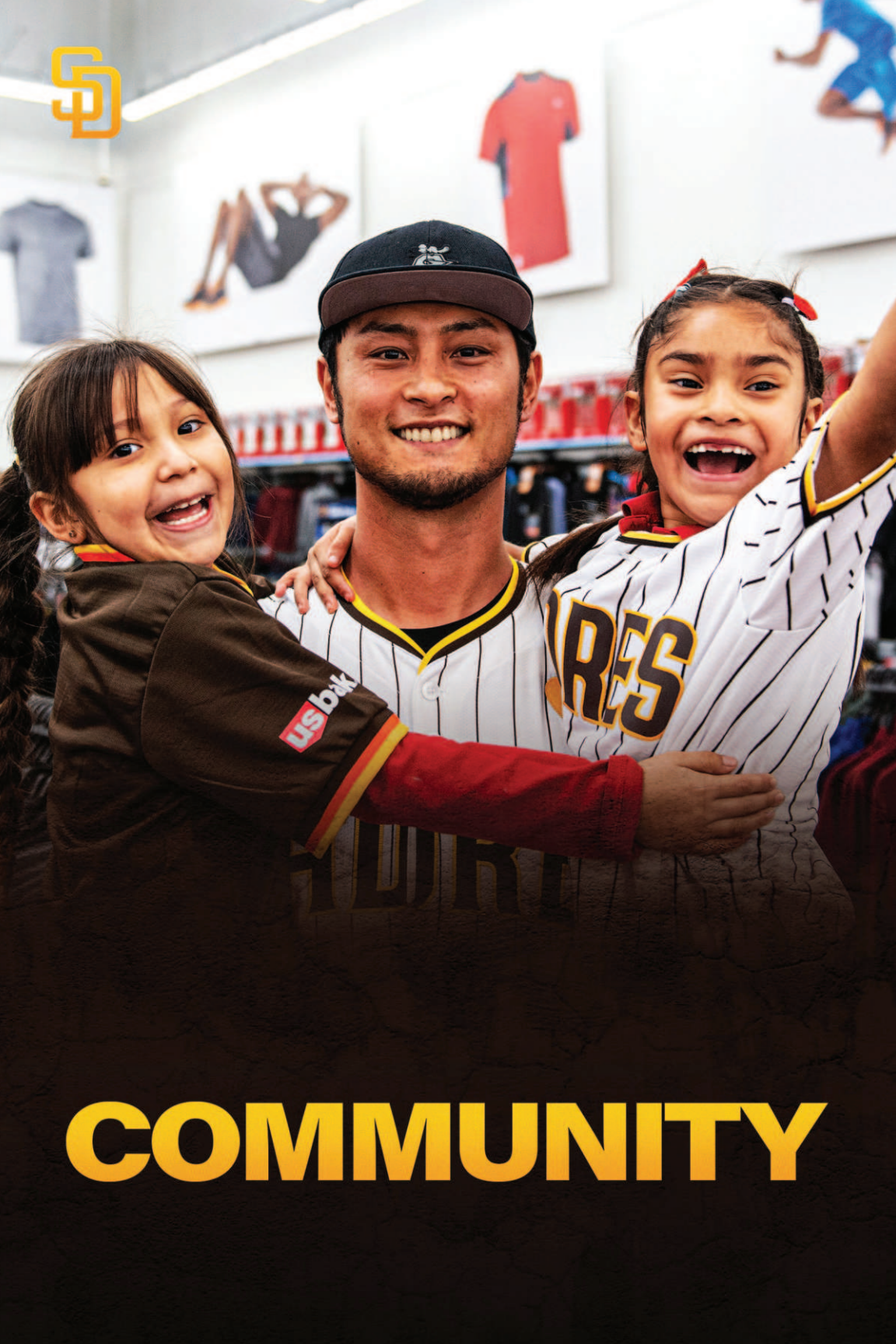
OPPONENTS

SCOUTING & PLAYER
DEVELOPMENT

PETCO PARK

COMMUNITY

MEDIA



COMMUNITY




Tom Seidler
Executive Vice President,
Community & International
Impact



Bill Johnston
Vice President,
Community Impact



Connor Feeney
Director,
Community Impact



Sarah Wiggins
Sr. Manager,
Player Family Relations &
Community Impact



Andrea Piosco
Manager,
Player Relations &
Community Impact



Johnny Nilsen
Advisor,
Military Affairs



Calli Ortega
Assistant,
Community Impact

The San Diego Padres are committed to making a meaningful impact by supporting youth, the military, first responders and under-served communities throughout the San Diego and Baja region.

PADRES FOUNDATION

The Padres Foundation, a 501(c)(3), compliments the club's outreach initiatives in the areas of Live, Learn, Play and Serve. The Foundation raises funds through a number of programs in which fans can participate, including the 50/50 Raffle, Dinner on the Diamond, Broadcast Auction, the annual Garage Sale, Shirts Off Their Backs, Favorite Things Basket fundraiser and more.

PADRES VOLUNTEER TEAM

The Padres Volunteer Team is a regional volunteer force which calls upon Padres fans to donate their time to the San Diego and Baja region's non-profits and civic organizations. Launched in February 2015, the Padres Volunteer Team consists of more than 6,400 volunteers who have collectively given upwards of 62,000 hours to over 85 local non-profit organizations.

FUTURE PADRES: YOUTH BASEBALL & SOFTBALL

In 2025, the Future Padres Youth Baseball and Softball program presented by UC San Diego Health with support from Jack in the Box, provided more than 20,000 youth baseball and softball uniforms at no cost to local leagues.

The Padres' investment in local youth baseball and softball has saved leagues millions of dollars. By providing jerseys, caps and visors, these youth leagues reallocate funds towards other areas of need such as field maintenance, purchasing equipment and concession stand improvements. In some cases, leagues have been able to significantly lower or eliminate registration fees, creating an opportunity for more kids to play baseball and softball.

PADRES BASEBALL & SOFTBALL CAMPS

Launched in 2016, Padres Summer Baseball and Softball camps feature five action-packed days of individualized instruction, marquee competitions, and special events for all skill levels, ages 4-12.

In 2025, campers can look forward to another year of character development and a unique Major League experience that creates lasting memories. Camp is offered at various locations throughout San Diego and includes an official camp uniform

COMMUNITY

and a meet and greet with a current or former Padres player. The Padres Camp curriculum ensures a safe environment for campers, while offering a highly engaging, and fun experience for kids that participate.

PADRES ROOKIE LEAGUE

The Padres are proud to provide free baseball and softball opportunities to underserved youth through the Padres Rookie League program. Padres Rookie League engages kids ages 5 to 13 in a program designed to teach life lessons and build self-esteem through both baseball and softball. The Padres host Padres Rookie League through relationships with community organizations across the region, including the only site on an active military base, and the only binational site.

PADRES HIGH SCHOOL ALL-STAR GAME & HR DERBY PRESENTED BY SAN DIEGO COMMUNITY POWER

The Padres honor the top high school baseball players in the CIF San Diego Section at the annual Padres High School All-Star Night, presented by San Diego Community Power. This year's game will take place in June (date TBD) at Petco Park.

The All-Star Game features the CIF San Diego Section's best high school players in an exciting East-West format. Some of the top young talent in the country enjoy this once-in-a-lifetime opportunity to suit up and play in Petco Park, America's number-one ballpark.

Prior to the All-Star Game, eight high school long-ball hitters compete in the Padres High School Home Run Derby.

The All-Star teams and Home Run Derby contestants are chosen by the CIFSDS Baseball Advisory Committee. Admission to the All-Star Night is free with the purchase of a ticket to a select Padres game.

PADRES COACH OF THE YEAR PROGRAM PRESENTED BY SAN DIEGO COMMUNITY POWER

The San Diego Padres recognize and honor the positive role coaches play in the lives of student-athletes through the Padres Coach of the Week and Coach of the Year program, presented by San Diego Community Power.

The Padres and San Diego Community Power award one local baseball or softball Coach of the Week for eight consecutive weeks for making a positive impact on the lives of his or her players on and off the field as a coach, mentor and role model. At the end of the program, one of these coaches is named the Padres Coach of the Year during a pregame on-field ceremony at Petco Park.

COACHES OF THE YEAR
2024 - Summer Boyle (Rancho Bernardo HS) & Justin Machado (La Costa Canyon HS)
2023 - Dallas Booker (Morse HS)
2022- Rigo Ledezma (Santana HS) & Ronell Jones (Crawford HS)
2021 - Lori Schmersal (Clairemont HS)
2019 - Desi Herrera (San Marcos HS)
2018 - James Davis (Granite Hills HS)

The Padres Coach of the Year program asks San Diego County high schools as well as local youth baseball and softball programs to nominate coaches who provide valuable leadership and mentorship for the youth in our community.

Each Coach of the Week receives a \$1,500 donation to support his or her program or league while the Coach of the Year receives a \$10,000 donation.

HONORING THOSE WHO SERVE

Since joining Major League Baseball in 1969, the San Diego Padres have prioritized honoring and supporting San Diego's over 900,000 veterans, active duty and retired service members and their families. The Padres are widely regarded as MLB's "Team of the Military," and the club is known as the



first Major League team to have a dedicated Military Affairs department. In the city with the largest military footprint in the world, the Padres are committed to ensuring that baseball in San Diego will continue to remain an affordable family venue for our entire military community. The Padres are proud to host Military Salutes at thirteen home games throughout the season, recognizing each branch of service, veterans, families and military milestones.

In addition to the thousands of tickets given annually to the military community, the Padres offer tickets year-round to active-duty military, veterans and their families year-round at a 25% discount for Military Salute games and 10% off all other home games through GovX.

MARINE RECRUIT SUNDAYS

The Padres long-standing tradition of hosting recruits from the Marine Corps Recruit Depot at Sunday home games prior to their graduation from boot camp will continue this season. These visits are significant because they represent the first time the recruits are permitted to attend a social event away from their rigorous training schedule and wear their USMC uniforms in public. Marine recruits will once again be a fixture at Petco Park on Sundays.

MILITARY OUTREACH

In recognition and appreciation of those who serve, the Padres Foundation supports several initiatives throughout the year to uplift San Diego's military community. Among these is the Alumni Softball Game in which Padres greats visit a local military base to play softball against enlisted servicemembers. The Padres also host an annual Baby Shower for military mothers-to-be, partnering with Nuna to gift each family a

stroller and car seat. With the help of front office volunteers, the Padres assemble thousands of CARE packages for local homeless veterans who receive care at Veterans Village San Diego as well as active duty military members around the globe. Finally, as part of the Padres Foundation's Peter Seidler Legacy Projects initiative, the Padres and Joe Musgrove have partnered with the Armed Services YMCA of San Diego to support an \$8.8 million expansion of the Center for Military Families to include a Padres-themed playground and wiffle ball field.

FIRST RESPONDERS

The Padres are proud to celebrate, honor and thank San Diego County's First Responder community and the organizations that support them. In recognition and appreciation of the First Responders' commitment to the citizens and community, the Padres have designated six games as First Responder Appreciation Games, bringing well-deserved attention to the hard work and service the various departments provide. First Responder Appreciation Games are dedicated to all first responder departments throughout the City and County of San Diego, including the San Diego Police Department and other county police departments, San Diego County Sheriff's Department, San Diego Fire-Rescue Department, California Highway Patrol, U.S. Border Patrol, Red Cross, FBI, DEA and other organizations on the front line of service to our community.



COMMUNITY

PADRES "ESTRELLAS"

The Padres, in partnership with local school districts and non-profits, will recognize and celebrate students from underserved communities who go above and beyond in the areas of civic leadership, academic excellence and improvement on five to six game days. The Padres Estrellas and their families will be hosted by the team to watch batting practice, meet Padres players and be recognized during the game. The Padres look forward to expanding this exciting program in 2025.

COMUNIDAD AWARDS

In 2025, the Padres will celebrate the winners of the 15th annual Hispanic Heritage Comunidad Awards during a pregame ceremony this season. The awards honor community leaders or organizations that have made significant contributions to the region's Hispanic community within the Padres Foundation's four focus areas: LIVE (health & mentorship), LEARN (education), PLAY (recreation) and SERVE (volunteerism, military and first responders). A nominee is selected from each category by the Padres Hispanic Community Advisory Council with the Padres Foundation donating to each of the non-profits chosen.

CROSS BORDER PARTNERSHIP

The Padres hosted baseball and softball clinics to support youth in Tijuana in 2024. During the Padres Holiday Giving Tour, pitcher Jeremiah Estrada visited Liga de Beisbol Infantil y Juvenil Municipal de Tijuana in which Padres Foundation

hats were given out along with fielding, pitching and hitting resources to the kids.

A group of Padres front office staff also traveled down to Tijuana to build and decorate a new home for a deserving family through the non-profit organization, Build A Miracle. Padres Tijuana community partners include Build A Miracle, Boys and Girls Club, youth baseball and softball leagues, YMCA Tijuana, local sports institutes and others. The Padres look to continue to expand their community impact in Tijuana in 2025.

CHARITY TICKET PROGRAM

The Padres Charity Ticket Program provides complimentary tickets to non-profit organizations with a primary focus on disadvantaged youth who likely would not be able to attend a Padres game. The Padres are proud to work with Tickets for Kids to assist with the distribution of our charity tickets.

COMMUNITY APPEARANCES

Padres players and alumni make hundreds of appearances in the San Diego and Baja Community in support of club initiatives and local non-profits. These appearances give fans a chance to connect with players and alumni and tighten the bond between the Padres and their community. Appearances include the Padres Thank SD Tour, Padres Holiday Giving initiative, the annual Padres Thanksgiving Turkey Distribution, Rady Children's Celebration of Champions and more.



PADRES FANTASY CAMP

Re-launched in 2019, the Padres Fantasy Camp offers an annual week-long experience at the Peoria Sports Complex in Peoria, AZ. Campers spend the week getting the full big-league Spring Training experience while receiving instruction from notable Padres alumni and coaches. As part of this once-in-a-lifetime opportunity, each participant begins their day by putting on their own authentic Padres uniform in the Padres clubhouse and ends the day sharing stories at the local watering hole with Padre greats. All net proceeds from Fantasy Camp benefit the Padres Foundation. The 2026 Fantasy Camp is set for January 9-15.

TONY GWYNN COMMUNITY ALL-STARS

Padres Hall of Fame outfielder Tony Gwynn was known as "Mr. Padre" for his leadership in the San Diego community. The Tony Gwynn Community All-Star Program was created to recognize and honor San Diego's youth who follow in his footsteps and support their local community. Students working in conjunction with a local non-profit organization to support underserved segments of our community received grants (\$45,000 total) to support their efforts.

RANDY JONES COMMUNITY CHAMPION AWARD

The Randy Jones Community Champion Award was created to honor Randy's 50 years of service both on and off the field to the Padres. The award is given annually to a former Padres player for making a positive impact in the community. The inaugural honor went to the award's namesake in 2023. The 2024 recipient of the Community Champion Award was Hall of Fame reliever Trevor Hoffman, known as one of San Diego's most active and giving citizens. The 2025 honor will be presented posthumously on April 11, 2025, to former Padres outfielder Billy Bean for his tremendously positive impact on behalf of Major League Baseball for his work on diversity, equity and inclusion and other social justice initiatives.

DINNER ON THE DIAMOND

The third annual Dinner on the Diamond benefiting the Padres Foundation was held on July 1, 2024. Guests dined on the playing field alongside the entire Padres roster, coaches and ownership. The event featured a special program hosted by Don Orsillo and Mark "Mud" Grant and a musical performance from Ludacris. Dinner on the Diamond raised more than \$1 million for the Peter Seidler Legacy Projects and Padres Foundation. Dinner on the Diamond is scheduled for July 3, 2025.

50/50 RAFFLE

During Padres home games, fans can purchase 50/50 raffle tickets for a chance to win 50% of the raffle jackpot. Net proceeds support various Padres Foundation community initiatives. Tickets may be purchased at raffle kiosks throughout Petco Park or from roaming raffle sales representatives. Raffle tickets are on sale from the time gates open until the end of the seventh inning. Participants must be at least 18 years old to play.



PETER SEIDLER LEGACY PROJECTS

Padres Owner & Chairman Peter Seidler helped guide the Padres' community support efforts throughout his leadership of the franchise. His caring spirit for the community and those less fortunate will continue to lead the Padres into the future.

The Peter Seidler Legacy Fund was created within the Padres Foundation to honor the beloved Padres owner, philanthropist and humanitarian, and continue his good work on behalf of those less fortunate in the San Diego and Baja communities. The Fund supports projects and causes dear to Peter's heart. The first year of projects included support for the San Diego Rescue Mission South County Lighthouse shelter, Armed Services YMCA playground and wiffle ball field project, and the Ronald McDonald House expansion project. Each project was funded with support from Manny Machado (San Diego Rescue Mission), Joe Musgrove (Armed Services YMCA), and Yu Darvish (Ronald McDonald House).



THE OFFICIAL APP OF PETCO PARK



The MLB Ballpark app is the ultimate companion for Padres fans, managing your game day experience with ease. Purchase, access, and manage your tickets, explore team schedules, plan your visit, and navigate the ballpark with interactive maps.





MEDIA

PADRES COMMUNICATIONS



Craig Hughner
Vice President,
Communications



Darren Feeney
Director,
Media Relations



Vanessa Dominguez
Sr. Manager,
Business Communications



Tiffany Seal
Coordinator,
Communications



Devon Bridges
Coordinator,
Media Relations

MEDIA GUIDELINES

CREDENTIALS Media credentials are only issued to working members of the media and are non-transferable. The Padres will issue full-season credentials to media members who will cover the club on a regular basis throughout the season (approximately 75% of home games). Credentials will be issued on a game-by-game basis to members of the media who expect to cover the team periodically throughout the season. Credentials provide access to areas of Petco Park as designated on each individual credential. Any unauthorized use of a credential shall result in confiscation of the credential and ejection from Petco Park.

HOW TO APPLY Credential requests can be made online at <https://credentials.mlb.com> no later than 24 hours before the requested date. All questions and inquiries regarding credentials should be directed to the Padres Communications office at credential@padres.com.

CREDENTIAL PICK UP LOCATION Beginning four hours before game time, credentials may be picked up from the Media/VIP Gate with a valid ID. The entrance is near the intersection of Park Blvd. and Imperial Ave by the main box office.

PARKING Media parking is available on an extremely limited basis in the MTS Garage on the corner of Park Boulevard and Imperial Avenue conveniently located near the Media/VIP Gate. Please contact the Padres Communications Department 24 hours in advance of the game you will be covering to request parking passes that provide complimentary admission to a media lot. Same day availability is not guaranteed.

CLUBHOUSE ACCESS The Padres clubhouse opens to media with approved credentials and clubhouse access for a period of at least 50 minutes before each game, typically around three and one-half hours before game time but earlier on days with early batting practice. Timing will be posted on the Padres PR "X" account ([@PadresPR](https://twitter.com/PadresPR)). The clubhouse will always close once the team takes the field for batting practice. No still photography is permitted during pre-game clubhouse access. While clubhouses are closed, approved media may access the field and dugouts through the tunnel located alongside the press elevator behind home plate. Following all games, the clubhouse opens no later than 10 minutes after the final out.

The Padres clubhouse is located on the first base side and the visitor's clubhouse on the third base side, and access to the visiting clubhouse shall be regulated by the visiting team's PR representative. The Padres clubhouse may be closed at any time at the discretion of the manager or a club Communications representative.

FIELD ACCESS Members of the media whose credentials allow field access are asked to be respectful of players and coaches who are preparing for a game, and for their own safety, to remain in foul territory, between first and third base at all times. Members of the media are asked to refrain from conducting interviews during stretch and batting practice. No one under the age of 18 is permitted on the field.

PRESS BOX The Petco Park press box is located on the Terrace Club Level. To access the press box from the media entrance, take the press elevator located in the service tunnel to the Terrace Level. Press box seating is available to accredited members of the working media on assignment only. Credentialed members of the media without an assigned press box seat may sit at any unassigned location in the top row of the press box. The Padres ask for cooperation of the media in maintaining a professional working environment. Cheering, rooting or clapping of any kind for either team in the press box shall result in credential revocation and ejection from the ballpark.

GAME INFORMATION A limited number of game day materials will be printed and distributed in working media areas (game notes, statistics, lineups, press releases, etc.) and made available digitally at www.padrespressbox.com at least two hours prior to game time.

WIRELESS INTERNET Complimentary Wireless Internet access is available in the press box. Please contact the Communications Department for Network and Password details.

INTERVIEW REQUESTS Requests to interview Padres players or coaches should be made at least one day in advance through the Padres Communications Department

AUTOGRAPHS/PHOTOS PROHIBITED At all times, all credentialed members of the media are prohibited from requesting autographs, equipment or photos from a player or coach. Any violation of these guidelines will result in immediate revocation of the credential and could bar future use.

PHONE USAGE/LIVE TRANSMISSIONS The use of cellular phones, including text messaging, is prohibited in the dugout and in both clubhouses. Live transmissions are permitted from Petco Park by non-rightsholders prior to and after every game telecast.

SAN DIEGO MEDIA

BASEBALL WRITERS ASSOCIATION OF AMERICA, SAN DIEGO CHAPTER

Name	Outlet
Scott Miller (Chairman)	At-Large
Bernie Wilson (Vice Chairman)	Associated Press
John Maffei (Secretary/Treasurer)	San Diego Union-Tribune
Ryan Finley	San Diego Union-Tribune
Kevin Acee	San Diego Union-Tribune
Jeff Sanders	San Diego Union-Tribune
Bryce Miller	San Diego Union-Tribune
Kirk Kenney	San Diego Union-Tribune
A.J. Cassavell	MLB.com
Shaun O'Neill	MLB.com
Dennis Lin	The Athletic
Kyle Glaser	At-Large

Lifetime Members
Nick Canepa
Bill Center
Gary Hyvonen
Tom Krasovic
Kazumi Gillespie



BROADCAST



"Padres Pre-Game" and "Padres Post-Game" to provide unmatched access to the Padres. The 15-minute pre-game show (for home games) and full post-game (both home and road games) provides coverage as a true extension of the game that keeps Padres fans entertained and informed.

Padres.TV enters its second full season in 2025 offering both a traditional linear distribution and the direct-to-consumer streaming option for all home and away Padres games during the season (excluding National TV exclusives). The broadcast team for Padres.TV will feature Don Orsillo returning for television play-by-play duties, alongside former Padres starting pitcher, Mark Grant, with Tony Gwynn Jr joining the broadcast on select series. Also returning is sideline reporter, and former big-league pitcher, Bob Scanlan along with Mike Pomeranz and Mariluz Cook. Originating live are



The San Diego Padres enter their eighth season on their English flagship station, 97.3 The Fan, in 2025. All Padres regular season games will be available live on 97.3 The Fan, digitally on the Audacy app and on 973TheFanSD.com with **Jesse Agler** and **Tony Gwynn Jr.** providing the play-by-play and color commentary. **Sam Levitt** returns to 97.3 The Fan in 2025 as host of the station's one-hour pre- and post-game shows in his fourth season covering the Padres. All podcasts and digital content will also be available at 973thefansd.com and on the Audacy app.



All regular-season Padres games will air live in Spanish on XEMO La Poderosa 860 AM, which celebrates its 23rd season as the club's Spanish-language flagship station. Eduardo Ortega returns for his 39th season calling the Padres games and will be joined again by Carlos Hernandez, who returns for his 13th season, to provide the play-by-play and color commentary. Pedro Gutierrez returns as the host of Spanish pre- and post-game shows in 2025.



CLUB BROADCASTERS

JESSE AGLER



2025 marks Jesse Agler's 12th season as a member of the Padres' broadcast team and his fifth as the lead play-by-play broadcaster for Padres radio broadcasts on the club's flagship station 97.3 The Fan. Agler also serves as the fill-in announcer on Padres telecasts.

Agler joined the Padres front office in February of 2014 as a broadcaster and as director of content, a role in which he oversaw all club digital and social operations.

During the baseball offseason, Agler calls play-by-play of national radio broadcasts on Compass Media Networks for NFL, NCAA football and NCAA basketball games. Having come to San Diego by way of Miami, Agler spent four seasons as the pregame, halftime and postgame host on the Dolphins Radio Network. In 2013, he did television play-by-play for the Dolphins' preseason games on CBS-4.

Agler began his professional career in 2005. His experience includes serving as pregame and postgame radio host for the then-Florida Marlins, the Florida Panthers and the University of Miami Hurricanes' football and basketball teams. Agler has also previously been the fill-in play-by-play announcer for the Marlins.

A graduate of the University of Miami, Agler's first job out of college was calling baseball games for the Elkhart (KS) Dusters of the Jayhawk League. Agler and his wife, Tovah, reside in San Marcos with their son, Jonah, and daughter Ellie.

TONY GWYNN JR.



Tony Gwynn Jr. returns for his ninth season as part of the Padres' broadcast team in 2025 after returning to San Diego prior to the 2017 season. Gwynn Jr. enters his fifth season as the full-time color analyst role this year.

Son of legendary "Mr. Padre," Gwynn Jr. played for the Padres from 2009-10. Originally selected by the Milwaukee Brewers in the 2nd round of the June 2003 draft out of San Diego State, he played parts of eight Major League seasons with Milwaukee, San Diego, Los Angeles and Philadelphia. Gwynn Jr. batted a career .238 (381-for-1,600) with 48 doubles, 23 triples, seven home runs, 98 RBI and 192 runs scored in 685 games played.

Gwynn Jr. began his broadcasting career in 2016 after joining the broadcast team for the Dodgers' postgame show on AM 570 LA Sports Radio. Most recently, he has served as co-host of "Gwynn & Chris" on 97.3 The Fan and resides in San Diego with his wife, Alyse, their son Anthony III, and three daughters, Makayla, Jordan and Leighton.



CLUB BROADCASTERS

DON ORSILLO



Don Orsillo made his debut as a member of the Padres' broadcast team in 2016, calling games for both television and radio broadcasts. After assuming the full-time television play-by-play duties in 2017, Orsillo called his 3,000th game in 2022 and returns in 2025 for his 10th season in San Diego.

In addition to his work for the Padres, Orsillo also calls nationally broadcasted MLB games for FOX, FS1 and TBS during the regular season. Orsillo came to San Diego from Boston, where he spent 15 seasons with NESN as the primary play-by-play announcer for the Red Sox. While at NESN, he also hosted the weekly Red Sox Report, as well as the offseason weekly program Hot Stove Live.

In addition to his postseason experience with the Red Sox, Orsillo has called ten MLB post seasons as a broadcaster for TBS. His postseason work includes the National and American League Divisional Series from 2007 to 2013, 2018, 2020 and again in 2021. Orsillo's broadcasting repertoire also includes college basketball and hockey, having called both Boston College basketball games and Hockey East

matches on NESN, as well as Providence College basketball games on the Big East Network/ESPN PLUS.

Orsillo's numerous accolades include six Emmy Awards for outstanding play-by-play (2003 and 2004 with Boston, 2018, 2019, 2022 and 2023 with the Padres) and two New England Sports Best Play-by-Play awards (2014 and 2015). He was named Massachusetts Broadcaster of the year twice in 2005 and 2015. Through his role with the Red Sox, Orsillo has appeared in a number of motion pictures, including 2013's *The Heat*, 2010's *The Town* and 2005's *Fever Pitch*.

A graduate of Northeastern University, Orsillo began his broadcasting career in minor league baseball, calling games for the Pittsfield Mets (1991-92), Binghamton Mets (1993-95), and Pawtucket Red Sox (1996-2000). He also has previously called minor league hockey games for the American Hockey League (Springfield Indians/Falcons 1991-96).

Orsillo has two daughters: Sydney, 24, and Madison, 22. He and his wife Kathy reside in Coronado.

MARK GRANT



Mark "Mud" Grant returns to Padres.TV in 2025 for his 30th season as color analyst for Padres television broadcasts.

No stranger to San Diego baseball, Grant pitched for the Padres from 1987-90. Originally selected by the San Francisco Giants with the 10th pick in the first round of the 1981 Draft out of Joliet (IL) Catholic High School, he played parts of eight Major League seasons with San Francisco, San Diego, Atlanta, Seattle, Houston and Colorado. Grant went 22-32 with eight saves and a 4.31 ERA in 233 games (58 starts). He recorded a career-high eight wins and posted a 3.33 ERA for the Padres in 1989.

Grant began his broadcasting career at KFMB Radio in 1994 as a sports anchor and talk show host. After retiring from baseball in 1995, he provided analysis of Prime Sports' Padres broadcasts in 1996, then joined Channel 4 San Diego upon its inception in 1997. In 2012, he was part of the on-air team that helped launch the regional sports network FOX Sports San Diego (now Padres.TV).

Grant is active in the community, where he works with the Down Syndrome Association of San Diego and has been associated with the Cystic Fibrosis Foundation of San Diego since 1987. Additionally, he serves as a spokesperson for St. Madeleine Sophie's Center in El Cajon, a vocational and educational center for developmentally disabled adults. Grant and his wife, Mary, reside in Alpine with their daughter, Alexis, and two sons, Andrew and Aidan.



EDUARDO ORTEGA



Eduardo Ortega, the Spanish-language voice of the Padres, will be calling Padres games for his 39th season in 2025, his 45th year in the broadcasting business. Ortega does play-by-play for both Spanish television broadcasts and Spanish radio (XEMO).

One of the most highly regarded Spanish-language sports broadcasters in the business, Ortega has broadcast postseason baseball since 1993 for various outlets, including CBS Hispanic Radio Network, Cadena Caracol, LBC Radio Network and ESPN Deportes Radio.

He has called 20 MLB All-Star Games, 25 World Series, 10 no-hitters including Joe Musgrove's first no-hitter in club history and Dylan Cease's no-hitter in Washington last season, along with 17 one-hitter games for the Padres. Other milestones Ortega has called include Tony Gwynn's and Ricky Henderson's 3,000th hits, Randy Johnson's 4,000th strikeout, Mark McGwire's 500th homerun, Barry Bonds' 700th and 755th home runs, Max Scherzer's 3,000th strikeout, Trevor Hoffman's breaking of the

all-time saves record, Hoffman's 500th career save, Greg Maddux's 350th victory, all three cycles in Padres history and four of San Diego's five division titles.

Ortega has handled the play-by-play worldwide telecasts of 20 Caribbean Series for different radio and television outlets, including Sky Sports TV in 2024 for what was the largest in the event's history with 8 participating countries. He also was the lead Spanish play-by-play voice for ESPN Deportes Radio in the World Baseball Classic in 2006, 2009, 2013 and 2017. He has broadcast official Padres games from 52 different venues and 75 total different venues when including Spring Training and other exhibition games.

In addition to his time with the Padres, Ortega served one season (1991) as the voice of the San Francisco Giants, four years as announcer for the Tijuana Potros of the Mexican-Pacific Winter League, two seasons broadcasting for Tijuana's team in the northern Sonora Double-A Summer League, and one year as the voice of the Union Laguna Cotton Growers of Torreon, in the Mexican Summer League. Since 2005, he has been the TV and radio voice of the Mexicali Aguilas in the Liga Mexicana del Pacifico. Starting in 2015 on the national cable television network Megacable, later on SKY. Ortega celebrated his 23rd anniversary broadcasting on television and radio for the Liga Mexicana del Pacifico after the SKY Sports networked debuted winter ball broadcasts throughout eight Latin American countries in 2020.

In February 2024 he called the Caribbean Series for Sky Sports, including a No hitter game by Venezuela against Nicaragua. Just the second in the history of the tournament and the first in 72 years. In the winter of 2025 he called the Aguilas games for LAMP TV as well with his 20th Caribbean Series celebrated at Mexicali for the international coverage in YouTube broadcast.

In 2015, Ortega was inducted into the Hispanic Heritage Baseball Museum Hall of Fame. Prior to that, in 2012, he was inducted into the Tijuana Sports Hall of Fame. He also was honored in 2004 by the Tijuana sports media with a Career Achievement Award, and the Mexican Federation of Sportscasters celebrated his 25th anniversary in broadcasting and his multiple contributions to the industry.

In addition, Ortega was named Sportscaster of the Year by the Sportswriters Association of Tijuana in 1997, Sports Ambassador of Tijuana by the city's mayor in 1998, the Broadcasting Award by ACDN (National Sports Writers of Nicaragua) in 2012 and more recently, the 2017 Abelardo Raidi Career Achievement Award, named after the pioneer and founder of AIPS American, a worldwide sports media organization. Ortega is a Tijuana native and a long-time San Diego resident.





CARLOS HERNANDEZ

In 2025, Carlos Hernandez enters his 14th season as the main Padres color analyst for Spanish telecasts, following a Major League playing career that spanned 11 seasons with the Los Angeles Dodgers (1990-96), San Diego Padres (1997-2000) and St. Louis Cardinals (2000).

Signed by the Dodgers as a free agent in 1984, Hernandez became the second Venezuelan catcher in MLB history, following Bo Díaz. He made his Major League debut in 1990 with the Los Angeles Dodgers. A highly skilled defensive player, he spent his Dodgers career (1990-96) mainly as a back-up catcher to Mike Scioscia and Mike Piazza, appearing in 230 games, with 133 starts. He signed with the Padres as a free agent and in his first full season as a regular catch for the organization, Hernandez batted .262 with 9 home runs and 52 RBI in 129 games played.

Hernandez finished his career batting .253 (315-1244) with 24 home runs, 141 RBI, 102 runs, 51 doubles, one triple and one stolen base in 488 games played. In 22 postseason games, he hit .299 (20-67) with one home run and two RBI.

In 2004, Hernandez led the Toros de Tijuana to the playoffs as manager of the Mexican Summer League team. Hernandez returned to the Padres organization in 2005, serving as the club's catching coordinator until 2007. He served as manager of the prestigious Leones del Caracas Venezuelan Winter League club from 2006-08 and was the catching coordinator for the Arizona Diamondbacks from 2010-13.



PEDRO GUTIÉRREZ

Pedro Gutiérrez enters his 12th season as a Spanish Broadcaster for the Padres in 2025. Gutiérrez hosts the Padres' Spanish pregame and postgame show for the entire 162 game schedule, as well as handles fill-in play-by-play duties on both Spanish radio (XEMO) and Spanish television broadcasts. He also serves as the fill-in interpreter for Spanish speaking players.

During his career, Gutiérrez has spent eight seasons in the Mexican Winter League, where he has called three Championship Series and playoff games during seven seasons while doing play-by-play for Megacable, the largest cable network provider in the country. He worked for the Aguilas de Mexicali for five seasons, the Charros de Jalisco for two seasons and the Yaquis de Obregón for their SKY Sports TV broadcasts. During the 2024 offseason, he called games for the World Baseball Softball Confederation, broadcasting in english for the Premier 12 Baseball tournament. Previously, he served as producer for the Padres Spanish radio broadcasts from 2006 to 2012.

Prior to joining the Padres, Gutiérrez served for two years as the director of media relations for the Mexican Pacific League, coordinating all aspects of the league's communication platforms. In his two years there, he was part of two Caribbean Series championships won by Mexico's representing team.

Gutiérrez and his wife Ericka reside in Tijuana with their daughter, Natalia, and son, Ricardo.



SOCIAL MEDIA/CONTENT & PHOTOGRAPHY



Alejandra Nocera
Sr. Manager, Social Media



Matt Thomas
Sr. Team Photographer



Bill Center
Analyst, Multimedia

PETCO PARK

SEATING CHART



GASLAMP GATE

WESTERN METAL SUPPLY CO. BUILDING



SEATING LOCATIONS

FIELD LEVEL	TERRACE LEVEL	LEFT FIELD	RIGHT FIELD	UPPER LEVEL
Field VIP	Terrace VIP	Left Field Lower Box	Right Field Lower Box	Upper Box Infield
Lexus Club	Terrace Infield	Left Field Reserved	Right Field Lower Reserved	Upper Box Reserved
Field Infield	Terrace Reserved		Right Field Upper	Upper Deck
Field Plaza	Terrace Pavilion			
Field Box				ADA Seating
Field Reserved				
Field Pavilion				

MARCH

SUN	MON	TUE	WED	THU	FRI	SAT
23	24	25	26	A 1:10PM	A 6:40PM	A 4:15PM
A 1:10PM	C 6:40PM					

APRIL

SUN	MON	TUE	WED	THU	FRI	SAT
		C 6:40PM	C 1:10PM		CHC 6:40PM	CHC 6:40PM
6	7	8	9	10	11 GR 6:40PM	12 GR 5:40PM
CHC 6:40PM	ATH 6:40PM	ATH 6:40PM	ATH 6:40PM			
13 GR 1:10PM	14 C 6:40PM	15 C 6:40PM	16 C 1:10PM		18 HOU 6:40PM	19 HOU 5:40PM
20 HOU 1:10PM	21 DET 6:40PM	22 DET 6:40PM	23 DET 1:10PM		24 TB 6:40PM	26 TB 5:40PM
27 TB 1:10PM		28 SF 6:40PM	29 SF 1:10PM			

MAY

SUN	MON	TUE	WED	THU	FRI	SAT
				1	2	3
					PIT 6:40PM	PIT 6:40PM
4	5	6	7			
PIT 6:40PM	NYN 6:40PM	NYN 6:40PM	NYN 6:40PM		COL 6:40PM	COL 5:40PM
11	12 A 6:40PM	13 A 6:40PM	14 A 6:40PM	15	16 S 6:40PM	17 S 5:40PM
18 S 1:10PM		20 TOR 6:40PM	21 TOR 6:40PM	22 TOR 1:10PM	23 ATL 6:40PM	24 ATL 5:40PM
25 ATL 5:40PM	26 M 6:40PM	27 M 6:40PM	28 M 1:10PM	29	30 P 6:40PM	31 P 6:40PM

JUNE

SUN	MON	TUE	WED	THU	FRI	SAT
P 2:10PM						
	SF 6:40PM	SF 6:40PM	SF 1:10PM	SF 6:40PM	MIL 6:40PM	MIL 4:15PM
8	9	10	11	12	13	14
MIL 1:10PM	LA 6:40PM	LA 6:40PM	LA 1:10PM		ARI 6:40PM	ARI 4:15PM
15	16	17	18	19	20	21
ARI 6:40PM	LAD 6:40PM	LAD 6:40PM	LAD 1:10PM	LAD 6:40PM	KC 6:40PM	KC 4:15PM
22	23	24	25	26	27	28
KC 1:10PM	W 6:40PM	W 6:40PM	W 1:10PM		CIN 6:40PM	CIN 6:40PM
29	30					
CIN 6:40PM	PHI 6:40PM					

2025 SEASON SCHEDULE

JULY

SUN	MON	TUE	WED	THU	FRI	SAT
		1	2	3	4	5
		PHI 6:40PM	PHI 6:40PM		T 3:40PM	T 6:40PM
6	7	8	9	10	11	12
T 1:10PM	A 6:40PM	A 6:40PM	A 6:40PM	A 6:40PM	P 6:40PM	P 4:35PM
13	14	15	16	17	18	19
P 1:10PM		Star			WAS 6:40PM	WAS 6:40PM
20	21	22	23	24	25	26
WAS 6:40PM	MIA 6:40PM	MIA 6:40PM	MIA 1:10PM	STL 6:40PM	STL 6:40PM	STL 6:40PM
27	28	29	30	31		
STL 6:40PM	M 6:40PM	M 6:40PM	M 1:10PM			

AUGUST

SUN	MON	TUE	WED	THU	FRI	SAT
					1	2
					SF 6:40PM	SF 7:30PM
3	4	5	6	7	8	9
SF 1:10PM	ARI 6:40PM	ARI 6:40PM	ARI 6:40PM		B 6:40PM	B 5:40PM
10	11	12	13	14	15	16
B 1:10PM	SF 6:40PM	SF 6:40PM	SF 6:40PM		LAD 6:40PM	LAD 5:40PM
17	18	19	20	21	22	23
LAD 6:40PM	SF 6:40PM	SF 6:40PM	SF 6:40PM	SF 1:10PM	LA 6:40PM	LA 5:40PM
24	25	26	27	28	29	30
LA 1:10PM	SEA 6:40PM	SEA 6:40PM	SEA 6:40PM		MIN 6:40PM	MIN 6:40PM
31						
MIN 6:40PM						

SEPTEMBER

SUN	MON	TUE	WED	THU	FRI	SAT
	1	2	3	4	5	6
	GR 3:40PM	GR 6:40PM	GR 1:10PM		COL 6:40PM	COL 6:40PM
7	8	9	10	11	12	13
COL 6:40PM	C 6:40PM	C 6:40PM	C 5:40PM	GR 6:40PM	GR 6:40PM	GR 5:40PM
14	15	16	17	18	19	20
GR 1:10PM		NYM 6:40PM	NYM 6:40PM	NYM 1:10PM	CWS 6:40PM	CWS 6:40PM
21	22	23	24	25	26	27
CWS 6:40PM	SD 6:40PM	SD 6:40PM	SD 1:10PM		A 6:40PM	A 5:40PM
28	29	30				
A 12:10PM						

HOME

AWAY

All times are Pacific Time Zone (PT). All elements of this schedule are subject to change.

PADRES.COM

619.795.5555

PADRESBEISBOL.COM

X Instagram TikTok YouTube @PADRES

Facebook FACEBOOK.COM/PADRES