



2 0 1 7

MEDIA GUIDE

step out for together time in style.

petco 

Petco is your home
for leashes, collars
and everything else
you need to live a
happy and healthy
life with your pet.

Petco loves the Padres!

Go to **petco.com/petcopark** to see our
upcoming events at Petco Park.

TABLE OF CONTENTS

PADRES IN THE COMMUNITY.....	2-5
2017 FRONT OFFICE.....	6-20
Front Office Directory.....	6-9
Seidler, Peter.....	10
Fowler, Ron.....	11
Greupner, Erik.....	12
Preller, A.J.....	13
Executives.....	14-17
Baseball Operations.....	18-20
2017 SAN DIEGO PADRES.....	21-176
Green, Andy.....	22-23
Coaching Staff.....	24-31
Baseball Support Staff.....	32-34
Medical Staff.....	35
MLB.com At Bat.....	36
Player Bios.....	37-170
Asuaje, Carlos.....	38-39
Aybar, Erick.....	40-42
Baumann, Buddy.....	43-44
Bawcom, Logan.....	45-46
Bethancourt, Christian.....	47-48
Blash, Jabari.....	49-50
Buchter, Ryan.....	51-52
Buss, Nick.....	53-54
Cahill, Trevor.....	55-57
Capps, Carter.....	58-59
Chacin, Jhoulys.....	60-62
Clemens, Paul.....	63-65
Coleman, Dusty.....	66-67
Cordero, Franchy.....	68
Cordoba, Allen.....	69
Cosart, Jarred.....	70-72
Cowgill, Collin.....	73-74
Cruz, Tony.....	75-76
Diaz, Miguel.....	77
Dickerson, Alex.....	78-79
Fisher, Carlos.....	80-81
Friedrich, Christian.....	82-84
Edwards, Jon.....	85-86
Erlin, Robbie.....	87-88
Gale, Rocky.....	89-90
Guerra, Javy.....	91
Hand, Brad.....	92-94
Hedges, Austin.....	95-96
Hessler, Keith.....	97-98
Jankowski, Travis.....	99-100
Jenkins, Tyrell.....	101-102
Jester, Jason.....	103
Johnson, Erik.....	104-105
Kelly, Michael.....	106
Lamet, Dinelson.....	107
Lee, Zach.....	108-109
Lockett, Walker.....	110
Margot, Manuel.....	111-112
Maton, Phil.....	113
Maurer, Brandon.....	114-115
McGee, Stephen.....	116
McGrath, Kyle.....	117
Myers, Wil.....	118-121
Nina, Aroni.....	122-123
Ortega, Rafael.....	124-125
Perdomo, Luis.....	126-127
Pirela, Jose.....	128-129
Quackenbush, Kevin.....	130-131
Rea, Colin.....	132-133
Renfroe, Hunter.....	134-135
Richard, Clayton.....	136-138
Rienzo, Andre.....	139-140
Romak, Jamie.....	141-142
Rondon, Jose.....	143-144
Ruiz, Jose.....	145
Sanchez, Hector.....	146-147
Sardiñas, Luis.....	148-149
Schimpf, Ryan.....	150-151
Solarte, Yangervis.....	152-154
Spangenberg, Cory.....	155-156
Stammen, Craig.....	157-159
Torrens, Luis.....	160
Torres, Jose.....	161
Urias, Luis.....	162
Vargas, Cesar.....	163-164
Villanueva, Christian.....	165-166
Wallace, Brett.....	167-169
Weaver, Jered.....	170-173
Wieck, Brad.....	174

40-Man Roster.....	175
Building the 40-Man Roster.....	175
Non-Roster Invitees.....	176
2016 SEASON IN REVIEW.....	177-182
Season Highlights.....	178-179
2016 Breakdown.....	180
Ejections.....	180
Batting and Pitching Statistics.....	181
Disabled List.....	181
Win-Loss Breakdown.....	182
Highs And Lows.....	182
HISTORY AND RECORDS.....	183-240
Padres Hall of Fame.....	184-187
National Baseball Hall of Fame.....	188
Padres in Cooperstown.....	188
Local Award Winners.....	189
National Award Winners.....	190
Annual All-Star Selections.....	191
Annual Standings & Attendance.....	192
Padres Expansion Draft Selections.....	192
Interleague Play Results.....	193
Retired Numbers.....	193
Annual Records vs. Opponents.....	194
All-Time Records vs. Opponents.....	195
Attendance Records.....	195
Opening Day History.....	196-199
Annual Batting Totals.....	200
Annual Pitching Totals.....	201
Annual Batting Leaders.....	202-204
Annual Pitching Leaders.....	205-207
Career Batting Leaders.....	208
Career Pitching Leaders.....	209
Single-Season Batting Leaders.....	210
Single-Season Pitching Leaders.....	211
Low-Hit Games.....	212
Home Run History.....	213
Single-Season Records.....	214-216
Single-Game Records.....	217-221
Inning Records.....	220
Doubleheader Records.....	220
Consecutive Records.....	221
Rookie Records.....	222
Batting Records By Position.....	223
Relief Pitching Records.....	223
The Last Time It Happened.....	224-225
Triple Plays.....	225
Longest Games In Padres History.....	226
Longest Winning Streaks.....	226
Longest Padres Hitting Streaks.....	226
The Cycle.....	226
Postseason History (By Year).....	227-234
All-Time Roster.....	235-239
Notes.....	240
OPPONENTS.....	241-244
SCOUTING & PLAYER DEVELOPMENT.....	245-324
Scouting & Player Development Staff.....	246-253
Scouts.....	254-258
Award Winners and All-Stars.....	259
League Award Winners & Organizational Leaders.....	260
El Paso Chihuahuas (Triple-A).....	261-264
San Antonio Missions (Double-A).....	265-267
Lake Elsinore Storm (Single-A).....	268-270
Fort Wayne TinCaps (Single-A).....	271-274
Tri-City Dust Devils (Short-A).....	275-277
Arizona League Padres (Rookie).....	278-281
DSL Padres (Rookie).....	282-284
Dominican Republic Baseball Park.....	285
2016 First-Year Player Draft.....	286
All-Time First-Round Draft Picks.....	287
Padres Affiliate History.....	288
Players.....	289-324
MISCELLANEOUS.....	325-337
Petco Park Information.....	326-329
Communications Staff.....	330
Media Guidelines.....	330
Local Media.....	331
Broadcasters.....	332-334
Spring Training.....	335-336
Petco Park Seating Chart.....	337




PADRES IN THE COMMUNITY

The San Diego Padres are committed to being active participants in the San Diego community. We strive to make a meaningful impact on the youth, military and first responder communities throughout the San Diego and Baja region. The Padres take pride in giving back to the community by implementing and supporting programs that build community pride and make a lasting difference.

PADRES PEDAL THE CAUSE

In 2016, the **Padres teamed up with Pedal the Cause**, a local non-profit known for its two-day cycling fundraising event, to help take the local cancer research and treatment fundraiser to an unprecedented level. The Padres contributed a variety of resources to the newly named event, Padres Pedal the Cause, and rallied support from within the baseball community resulting in increased funding, riders, volunteers and a start/finish line at Petco Park. The Padres are proud to have played a significant role in helping to raise more than \$2 million for collaborative, ground breaking cancer research benefitting world-class centers right here in San Diego.



- Save the date: the 2017 Padres Pedal the Cause is scheduled for November 11-12 with a start/finish line at Petco Park and featuring a route that crosses the world-famous Coronado Bridge.
- For information about how you can get involved, visit www.gopedal.org.

PADRES VOLUNTEER TEAM

- The Padres Volunteer Team presented by Toyota is a regional volunteer force which calls upon Padres fans to join our players, alumni and staff to donate their time to the San Diego and Baja region's non-profit community, civic organizations and Padres Foundation activities.
- The mission of the Padres Volunteer Team is to build awareness of, and inspire participation in serving the greater San Diego community. Launched in February 2015, the Padres Volunteer Team consists of more than 4,600 volunteers who have collectively given upwards of 17,800 hours to over 60 local non-profit organizations.
- The Padres are proud to have supported cause areas including environment, hunger relief, military, homelessness, cancer research, mentorship, youth baseball and softball, education and health.
- In 2016, the Padres created the Equipo de Voluntarios de los Padres, a volunteer force dedicated to serving the Tijuana and Baja region. The program began in conjunction with the volunteer-led renovation of the Guaycura Little League field in Tijuana, Mexico. Since the launch, the Equipo de Voluntarios has supported 10 non-profits and contributed over 650 hours to San Diego's neighboring region in Mexico.
- For more information visit www.padres.com/volunteer.

FUTURE PADRES: YOUTH BASEBALL AND SOFTBALL

#FuturePadres Youth Baseball and Softball Program Powered by Clorox

- For the sixth consecutive year, more than 16,000 youth baseball players representing more than 51 leagues in the San Diego area received Padres-branded baseball jerseys and matching caps as their official league uniforms.
- For the second consecutive year, the Padres provided more than 9,000 youth softball players, representing more than 15 leagues, with custom designed Padres-branded, sleeveless jerseys with matching headbands.
- By providing jerseys and caps/headbands to youth leagues free of charge, the leagues are able to reallocate funds typically budgeted toward uniforms to other areas of need such as field maintenance, landscaping equipment and concession stand improvements. In some cases leagues have been able to significantly drop registration fees, creating an environment where more kids have the opportunity to play, and come to love, the game of baseball and softball.



PADRES IN THE COMMUNITY

Padres Baseball Camps

- In 2016 the Padres offered a series of summer baseball camps across San Diego County for boys and girls of all skill levels, ages 5-12. Nearly 240 campers enjoyed the experience at the week-long camps which are back in 2017. Campers can look forward to another year of exceptional instruction, competition and games, an official Padres Baseball Camp uniform, a signed photo and meet and greet with a current or former Padres player or coach and two tickets to a Padres game for an on-field experience at the end of the summer.
- For more information, visit www.padres.com/playball

Jr. RBI/ RBI (Reviving Baseball in Inner Cities)

- In partnership with Mission Federal Credit Union, the Jr. RBI and RBI programs provide free baseball and softball opportunities to more than 1,000 underserved youth through skill development clinics, character development and friendly competition.
- The Jr. RBI/RBI programs engage baseball and softball players ages 5 to 18 in a program designed to teach life lessons and build self-esteem through both baseball and softball. The Padres host Jr. RBI and RBI through relationships with military and community organizations throughout the region. For more information, visit www.padres.com/playball.

STAR/PAL (SPORTS, TRAINING, ACADEMICS AND RECREATION/POLICE ATHLETIC LEAGUE)

- In coordination with the Padres, STAR/PAL facilitates seven (7) youth baseball skills clinics throughout the county. Clinic instructors are volunteers from the county's law enforcement agencies, allowing kids to have a positive interaction with the law enforcement community in a fun environment. For more information, visit www.padres.com/playball.

EDUCATION

Teacher Appreciation Night presented by National University

- Each year the Padres, with the support of partner National University, recognize the region's District Teachers of the Year, placing these celebrated educators in the spotlight and allowing our fans to say thank you and recognize our region's best.



Padres Science of Baseball presented by Cymer

- This unique STEM (science, technology, engineering and math) program provides middle school teachers with baseball-specific lesson plans developed to teach math and science through an interactive, innovative curriculum involving examples from the Padres and Petco Park. In 2016, the Padres hosted two teacher training sessions and one hands-on student camp. More community outreach and training is planned for 2017.

HEALTH

V.I.Ps - Very Important Padres

- The Padres share a special, long standing relationship with both Rady Children's Hospital and Make-A-Wish. For years, Padres players, coaches and front office staff have been touched by the thousands of children and families who have visited Petco Park and given us the opportunity to treat them like V.I.Ps!

ALL-STAR LEGACY PROJECTS

In conjunction with 2016 All-Star Summer, Major League Baseball, the Padres and the Padres Foundation teamed up to contribute more than \$5 million to benefit local, national and international organizations including the following capital projects in the San Diego and Baja regions:





PADRES IN THE COMMUNITY

HONORING THOSE WHO SERVE - OUR MILITARY AND FIRST RESPONDER COMMUNITY



- **Military Sundays:** Every Sunday home game is a Military Appreciation Day to honor and thank our military, veterans, families and the non-profit organizations which support them. This year, 13 Military Appreciation Days will kick-off on April 9 with Military Opening Day celebrating San Diego's vast military history and our hometown heroes. Once again, we will honor each branch of the Armed Services with individual Branch Appreciation Days and every Sunday will feature Padres players wearing a version of their camouflage jerseys.



- **Marine Recruit Sundays:** Continuing a long-standing tradition with the Padres, recruits from Marine Corps Recruit Depot are permitted to attend a Sunday Padres home game prior to graduation - this visit is of significant importance because it represents the first time the recruits are permitted to wear the USMC uniform in public.
- **Player Outreach:** Padres' players visit with members of the Armed Forces both at Petco Park and on local military installations and hospitals including the Naval Medical Center San Diego. Throughout the season, Padres send "care packages" to our deployed troops with the assistance of generous sponsors and community volunteers.
- **Reenlistments:** The Padres are proud to host service members who choose to reenlist and continue to serve our country. These service members' formal reenlistment ceremonies are held on the field at Petco Park prior to a home game. This is a small way in which the Padres thank and honor service members, and their families, for their continued dedication to our nation.
- For more information, visit www.padres.com/military.
- **First Responder Fridays:** The Padres are proud to continue recognizing San Diego's First Responder community - specifically Police, Fire-Rescue and Sheriff personnel and their families - for their service to San Diego. This multi-faceted appreciation program includes special pregame ceremonies, in-game recognition and generous ticket discounts for first responders. The Padres and their sponsors also provide financial support and awareness to the many non-profits that support this special community.
- For more information, visit www.padres.com/firstresponder.



PADRES IN THE COMMUNITY

QUE PADRE ("HOW COOL")

- **Domingos Padres:** During three Sunday home games, the Padres will showcase Baja California and Hispanic culture and traditions in Petco Park with food, drinks, exhibitions, performances, recognitions and many other fun activities for everyone. Also, in appreciation of our fans on both sides of the border, on selected Sundays, the Padres will offer special pricing and promotions for families.



- **"Estrellas":** This program, in partnership with local school districts and non-profits, supports the effort to recognize and celebrate students who are succeeding. Each school is encouraged to determine what "success" looks like in their schools and the Padres, through this program, honor these students. In 2016, the "Estrellas" (stars) program honored over 50 San Diego Hispanic students who displayed a personal or leadership commitment to living a healthier lifestyle, who strived for continued academic improvement, and/or improved their citizenship grades throughout the year.
- **Comunidad Awards:** For the sixth consecutive year, the Padres will recognize four individuals or organizations making a positive impact with the region's Hispanic community in support of the Padres Foundation's four areas of emphasis - LIVE, LEARN, PLAY and SERVE. Nominations are received through www.padresbeisbol.com and the winners are selected by the Padres' Hispanic Advisory Council.
- **Club de Niños y Niñas de Tijuana:** The Padres will continue to partner with the Boys & Girls Clubs of Tijuana, to support their educational and recreational programs benefitting families living in underserved areas of the city. The Padres have committed to providing support to this branch (first of its kind in Mexico) allowing more kids to enjoy the games of baseball and softball in a safe, welcoming environment. The youth players are outfitted in Padres jerseys and caps donated by the club.
- **Ve a los Padres con los Padres (Go to the Padres with the Padres):** This unique program provides fans who live in Baja California with a game ticket and transportation to and from Petco Park on a monthly basis. The first cross-border transportation program of its kind, this effort strives to provide fans and families from Mexico with an unforgettable Padres experience.
- For more information, visit www.padresbeisbol.com



PADRES FAMILY ASSOCIATION

The Padres Family Association supports our team on and off the field. This fellowship of women is dedicated to engaging and supporting the San Diego community through the year-round volunteer opportunities and fundraising initiatives reinforcing the organization's commitment to the community. The Monarch School, Ronald McDonald House and Rady Children's Hospital are several organizations who have benefitted from this group's community outreach.





THREE COMMITMENTS OF PADRES OWNERSHIP

- 1) To field a team worthy of the fans support with the goal of competing for a World Series Championship each season.
- 2) To provide a fun, affordable and entertaining experience at Petco Park and to market that experience to a diverse fan base throughout the entire San Diego and Baja California region.
- 3) To be active and vital members of the community.

OFFICERS

Managing Partner	Peter Seidler
Executive Chairman	Ron Fowler
Chief Operating Officer	Erik Greupner
Executive Vice President, General Manager	A.J. Preller
Senior Vice President, Ballpark Operations/General Manager Petco Park	Mark Guglielmo
Senior Vice President, Business Development	Jeremy Horowitz
Senior Vice President, Chief Marketing Officer	Wayne Partello
Senior Vice President, Chief Financial Officer	Ronda Sedillo
Senior Vice President, Community & Military Affairs	Tom Seidler

EXECUTIVE SUPPORT STAFF

Executive Assistant to Executive Chairman	Gaby Garcia
Executive Assistant to Chief Operating Officer	Virginia Schang
Executive Assistant to the Senior Vice President, Chief Financial Officer	Kim Romano
Executive Assistant to Baseball Operations	Michaelene Courtis

ACCOUNTING

Director, Accounting	Todd Bollman
Manager, Accounting	Devin Carr
Senior Financial Analyst	Kara Vermeulen
Senior Accountant	Gina Jarin
Accountant, Ticketing & Special Events	Corey Bystedt
Accountant	RV Tolentino
Staff Accountant, Accounts Payable	Amy Sterk
Supervisor, Payroll	Lennie Austria
Specialist, Payroll	Matt Brynie
Coordinator, Purchasing & Diverse Business Partner	Doris Middleton
Assistant, Accounts Payable	Sue Kopas

BALLPARK MANAGEMENT

Senior Director, Ballpark Operations	Nick Capo
Senior Director, Security & Transportation	Leonard Davey
Director, Event Operations	Ken Kawachi
Director, Field Operations	Matt Balough
Director, Transportation & Security	Matt Kennedy
Director, Guest Services	Kameron Durham
Assistant Director, Field Operations	Peter Hayes
Senior Manager, Guest Services	Christina Hall
Manager, Event Operations	Roberto Castro
Coordinator, Disabled Guest Services	Robin Smith
Coordinator, Guest Services	Lauren Sjursen
Coordinator, Loading Dock	Gabe Soto
Administration Coordinator, Event Operations	Ashley Gormley
Logistics Coordinator, Event Operations	Christian Mua
Assistant, Ballpark Operations & Events	Monica Vogan
Assistant Groundskeeper	Robert Gladwell
Assistant Groundskeeper	Michael Soper
Grounds Crew	Michael Saaranen

PRODUCED BY THE SAN DIEGO PADRES COMMUNICATIONS DEPARTMENT

Darren Feeney - Editor
Thomas Higdon - Graphic Designer

DESIGN/EDITORIAL ASSISTANCE

Wayne Partello	Shana Wilson	Danny Sanchez	Vanessa Dominguez	Tom Seidler	Justin Aikin
Sue Botos	Bill Center	Nicole Miller	Jesse Agler	Mia Spano	Katie Jackson

INTERIOR PHOTOGRAPHY

Andy Hayt Scott Wachter Kevin Dodge Shana Siler

PRINTING

Ben Franklin Press • Tempe, AZ

STATISTICS

MLB Baseball Information System Elias Sports Bureau Stats LLC Baseball-Reference.com MiLB.com Retrosheet.org (Dave Smith)

The information contained within the 2017 San Diego Padres Media Guide is accurate as of February 14, 2017. It is intended for use by accredited media members. Those desiring to use this information for commercial purposes must contact the Padres Media Relations Department at (619) 795-5265.

For more information about the Padres visit:

www.padres.com
 www.padres.com/friarwire
 www.padresbeisbol.com
 www.facebook.com/padres
[www.twitter.com/padres](https://twitter.com/padres)
 [www.twitter.com/lospadres](https://twitter.com/lospadres)

BALLPARK FACILITIES MANAGEMENT

Senior Director, Facility Services.....	Randy McWilliams
Director, Facilities Services.....	John McEvoy
Senior Facilities Engineer.....	John Cooper
Senior Facilities Engineer.....	David Craven
Senior Facilities Engineer.....	Steve Heimer
Senior Facilities Engineer.....	Stan Romio
Senior Facilities Engineer.....	Lee Stecker
Facilities Administrator.....	James Gregoire
Facilities Engineer.....	Jose Garcia
Facilities Engineer.....	Albert Rios
Facilities Engineer.....	Markez Tamayoshi
Facilities Engineer.....	Bruce Wafer
Painter.....	Manuel Sanchez

BASEBALL OPERATIONS

Vice President, Assistant General Manager.....	Fred Uhlman, Jr.
Vice President, Scouting Operations.....	Don Welke
Assistant General Manager.....	Josh Stein
Senior Advisor to the General Manager/Director, Pro Scouting.....	Logan White
Senior Advisor, Baseball Operations.....	Trevor Hoffman
Director, Player Development.....	Sam Geaney
Director, Amateur Scouting.....	Mark Conner
Director, International Scouting.....	Chris Kemp
Director, Pacific Rim Operations.....	Acey Kohrogi
Director, Professional Scouting.....	Pete DeYoung
Director, Baseball Operations.....	Nick Ennis
Director, Baseball Research and Development.....	Brian McBurney
Director, Baseball Information Services.....	Matt Klotsche
Director, Applied Sports Science.....	Seichiro Nakagaki
Director, Team Travel.....	Brian Prilaman
Architect, Baseball Systems.....	Wells Oliver
Assistant Director, Player Development.....	Ben Sestanovich
Assistant to the Director, Amateur Scouting.....	Eddie Ciafardini
Special Assistant, Baseball Operations.....	Mark Loretta
Special Assistant to the GM/Scouting.....	David Post
Special Assistant, Player Development.....	Moises Alou
Special Assistant, Player Development.....	Steve Finley
Special Assistant, Player Development.....	Skip Schumaker
Special Assignment Advisor, Scouting & Player Development.....	Steve Lyons
Head Athletic Trainer.....	Mark Rogow
Assistant Athletic Trainer.....	Paul Navarro
Assistant Athletic Trainer.....	Will Sinon
Strength & Conditioning Coach.....	Brett McCabe
Massage Therapist.....	Philip Kerr
Manager, Clubhouse & Equipment.....	Spencer Dallin
Manager, Visiting Clubhouse.....	David Bacharach
Manager, Scouting & Player Development Video Operations.....	Matt Simonetti
Manager, Peoria Clubhouse.....	Zach Nelson
Manager, Peoria Operations & Spring Training.....	Todd Stephenson
Assistant Equipment Manager & Umpire Room Attendant.....	Tony Petricca
Analyst, Baseball Research & Development.....	Tristan Sandler
Coordinator, Amateur Scouting & Baseball Operations.....	Layne Gross
Coordinator, Advance Scouting & Baseball Operations.....	Patrick Coghlan
Coordinator, Major League Translation & Baseball Operations.....	David Longley
Coordinator, Video Clubhouse.....	Mike Tompkins
Coordinator, Video Scouting & Player Development.....	Matt Schaffner
Clubhouse Assistant – Home.....	James Bigler
Clubhouse Assistant – Home.....	Josh Verneti
Clubhouse Assistant – Peoria.....	Kyle Ross

BROADCASTERS

Broadcaster.....	Jesse Agler
Broadcaster.....	Mark Grant
Broadcaster.....	Carlos Hernandez
Broadcaster.....	Ted Leitner
Broadcaster.....	Don Orsillo
Broadcaster.....	Eduardo Ortega

BUSINESS ANALYTICS & TICKET OPERATIONS

Director, Ticket Operations.....	Jim Kiersnowski
Director, Business Analytics & Strategy.....	Scott Robish
Manager, Business Analytics & Strategy.....	Matt Sullivan
Senior Manager, CRM Operations.....	Lisa Beno
Senior Manager, Ticket Operations.....	Gabriel Kunde
Senior Manager, Ticket Systems.....	Ellen LoPresti
Manager, Box Office Operations.....	Ben Coleman
Assistant Manager, Box Office.....	Melissa Ascher
Assistant Manager, Box Office.....	Kirsten Zeise
Coordinator, Ticket Finance & Analytics.....	Brendan Freeman



DIRECTORY

COMMUNICATIONS

Director, Communications	Shana Wilson
Manager, Communications	Danny Sanchez
Manager, Player & Media Relations	Darren Feeney
Assistant, Communications	Vanessa Dominguez

COMMUNITY RELATIONS

Vice President, Community Relations	Sue Botos
Director, Public Affairs	Diana Puetz
Manager, Community Relations & Hispanic Outreach	Veronica Nogueira
Manager, Community Outreach & Padres Foundation	Connor Novak

CONCESSIONS & HOSPITALITY

Vice President, Chief Hospitality Officer	Scott Marshall
Coordinator, Hospitality	Dan Gora

CONTENT

Director, Content	Nicky Patriarca
Analyst, Multimedia	Bob Scanlan
Manager, Social Media	Maddie Gritsch

CORPORATE PARTNERSHIPS

Vice President, Corporate Partnerships	Sergio del Prado
Director, Partnership Services	Eddie Quinn
Senior Manager, Partnership Development	Ryan Thorvaldsen
Manager, Partnership Services	Nick Maranda
Manager, Partnership Development	Jeff Farmer
Manager, Partnership Development	Alyssa Shuman
Coordinator, Partnership Fulfillment	Kaitlynn Reilly
Assistant, Partnership Services	Hunter Khaleghi

ENTERTAINMENT & PRODUCTION

Director, Broadcasting & Presentations	Erik Meyer
Director, Creative Services	Brendan Nieto
Manager, Production Engineer	Hendrik Jaehn
Producer, Video	Kevin Dodge
Producer, Video	Sandy O'Toole
Producer, Graphics & Animations	Nial Nelson-Hopkins
Videographer/Producer	Randy Wesley
Manager, Scoreboard Operations	Jeff Praught
Manager, Video Board Operations	Cole Gallagher
Coordinator, Entertainment	Natelle Gentile

HUMAN RESOURCES

Senior Director, Human Resources	Sara Greenspan
Manager, Benefits	Joanne Bautista
Human Resources Generalist	Ian Graham
Human Resources Generalist	Cheryl Horner
Coordinator, Human Resources	Allie Becker
Assistant, Human Resources	Genevieve Torres
Supervisor, Mailroom	Alan Valantine

INFORMATION TECHNOLOGY

Vice President, Information Technology	Ray Chan
Supervisor, IT Operations	Kathlene Gusel
Senior Network Administrator	Michael Cross
Senior Systems Administrator	Oscar Castro
Application Developer	Dan Lee
Telecom Administrator	Hector Ortega
Desktop Support Specialist	Daryl Banez
Desktop Support Specialist	Kris Peralta

LEGAL

Vice President, General Counsel	Caroline Perry
Associate General Counsel & Baseball Operations Compliance Officer	Stephanie Wilka

MARKETING & CREATIVE SERVICES

Director, Brand Marketing & Activation	Katie Jackson
Manager, Advertising	Nicole Miller
Manager, Community Marketing	Darryl Mendoza
Graphic Designer	Justin Aikin
Coordinator, Creative Services	Thomas Higdon

MILITARY AFFAIRS

Director, Military Affairs	Michael Berentson
Advisor, Military Affairs Rear Admiral	JJ Quinn USN (Ret.)
Manager, Military Affairs	Mia Spano

SPECIAL EVENTS

Manager, Business Innovation Group	Allie Asuncion
Manager, Business Innovation Group	Kristie Ewing
Senior Manager, Special Events	Jaelyn Lash
Manager, Special Events	Stephanie Grace
Manager, Special Events Logistics	Rob Arnold
Coordinator, Special Events	Paula Badali
Coordinator, Special Events	Alyssa Frediani

TICKET SALES

Vice President, Ticket Sales & Membership Services	Eric McKenzie
Coordinator, Sales Operations	Katie Brown
Coordinator, Sales Operations	Allyson Reilly

PREMIUM SALES

Manager, Premium Sales	Alec Arsh
Manager, Premium Sales	Ismena Castellon
Manager, Premium Sales	Ryan Dillon
Manager, Premium Sales	Brad Dwight
Manager, Premium Sales	Josh Targe
Manager, Premium Sales	Julia Winter

GROUP TICKETS AND HOSPITALITY

Director, Group Tickets & Hospitality	Curt Waugh
Manager, Group Tickets & Hospitality	Matt Clark
Manager, Corporate Hospitality & Events	Chelsea Dill
Senior Account Executive & Team Lead, Group Tickets & Hospitality	Ryan Eifler
Senior Account Executive, Group Tickets & Hospitality	Jenna Sain
Senior Account Executive, Group Tickets & Hospitality	Scott Baird
Senior Account Executive, Group Tickets & Hospitality	Chris Beal
Senior Account Executive, Group Tickets & Hospitality	Logan Washburn
Account Executive, Group Tickets & Hospitality	Ryan Austin
Account Executive, Group Tickets & Hospitality	Alden Caswell
Account Executive, Group Tickets & Hospitality	Brandon Drechsler
Account Executive, Group Tickets & Hospitality	Anna Edwards
Account Executive, Group Tickets & Hospitality	Joe Galati
Account Executive, Group Tickets & Hospitality	Stephanie Maas
Account Executive, Group Tickets & Hospitality	Sean Nickelsen
Account Executive, Group Tickets & Hospitality	Elizabeth Ramirez
Account Executive, Group Tickets & Hospitality	Travis Ratliff
Account Executive, Group Tickets & Hospitality	Sean Smallwood

MEMBERSHIP DEVELOPMENT

Senior Manager, Premium & Membership Sales	Jeff Gould
Manager, Membership Development	Carter Motley
Senior Account Executive & Team Lead, Membership Development	Anil Guerrero
Account Executive, Membership Development	Wil Cannon
Account Executive, Membership Development	Jesse Correia
Account Executive, Membership Development	Jazmin Daigle
Account Executive, Membership Development	Samantha De La Cruz
Account Executive, Membership Development	Jack Maloney
Account Executive, Membership Development	Scott Nickerson
Account Executive, Membership Development	Connor Soicher

MEMBERSHIP SERVICES

Director, Membership Services	Sindi Edelstein
Manager, Membership Services	Steve Carter
Manager, Suite Services	Krystle Hogan
Senior Account Specialist, Membership Services	Danielle MacNeil
Senior Account Specialist, Membership Services	Reyes Miranda
Account Specialist, Membership Services & Team Lead	Hans Hodvil
Account Specialist, Membership Services	Will Grant
Account Specialist, Membership Services	Taylor Hartman
Account Specialist, Membership Services	Shannon Hearne
Account Specialist, Membership Services	Mallory Kelley
Account Specialist, Membership Services	Rachel Reap
Account Specialist, Membership Services	Andrew Shrader
Account Specialist, Membership Services	Kevin Smith
Senior Rookie Specialist, Membership Services	Abby Kremin
Rookie Specialist, Membership Services	Isiah Burks-Harvey



PETER SEIDLER

MANAGING PARTNER

- Peter Seidler is the Managing Partner of the holding company that owns the San Diego Padres and its related assets and is the lead investor in the ballclub. He currently sits on Major League Baseball's Ownership Committee and Baseball Enterprises Committee. The Padres' ownership group has made a long-term commitment to San Diego, with a focus on three primary priorities: (1) Winning Baseball, (2) Exceptional and Memorable Family-Friendly Fan Experience at Petco Park and (3) Community Leadership and a commitment to positive, sustainable contributions throughout San Diego. Padres ownership can be described simply as consistent supporters of the great San Diego community and passionate, hard-working leaders committed to building a respected and significant MLB ballclub.

- Seidler is a founder and managing partner of Seidler Equity Partners ("SEP"), a family-oriented private equity fund that provides capital and management support to growing entrepreneurial companies across the United States. SEP was established in 1993 and manages equity capital with a market value of approximately \$2 Billion. SEP has backed proven entrepreneurs with strategic support and equity capital in a variety of industries including: health/fitness, advertising, scuba diving/recreation, printing equipment, children's clothing and other products. The firm's philosophy is to apply a long-term and patient strategic approach in helping entrepreneurs and the companies they have founded and built continue on a path of success, job creation and excellence.

- Seidler and his wife, Sheel, focus their philanthropic activities on health and medical matters. They are active with the San Diego Chapter of the Juvenile Diabetes Research Foundation, The American Cancer Society, The Turning Point Home (a San Diego facility dedicated to treating young women with addiction-related diseases), and various health and wellness initiatives at The Mayo Clinic in Rochester, Minn. Peter currently works closely with key San Diego business leaders on projects designed to reverse and significantly improve the city's homeless problem. Seidler is a member of the Board of Trustees and chairs the Student Affairs Committee at The University of San Diego.

- Seidler earned a Bachelor's degree in commerce from the University of Virginia, and a Master of Business Administration from the University of California, Los Angeles.





RON FOWLER

EXECUTIVE CHAIRMAN

- Ron Fowler is the Executive Chairman and co-owner of the San Diego Padres and the Chairman and CEO of Liquid Investments, Inc. He is a principal and board member of Columbia Distributing in Oregon and Washington. Recognized as a beverage industry leader, Ron has chaired or been a member of numerous corporate and association boards over the past 40 years.
- Ron recently was named to Commissioner Rob Manfred's Executive Committee. Ron also currently sits on Major League Baseball's Pension Committee and Labor Policy Committee. Over the past year, he served as chairman, leading the Labor Policy Committee's negotiation efforts with the MLB Player's Association on a new collective bargaining agreement that ensures labor

peace through 2021.

- Ron's special interest is higher education. In 2016, Ron and his wife, Alexis, pledged a \$25 million endowment gift to San Diego State University's (SDSU) College of Business Administration that will provide scholarships and professorships, develop a lecture series, and provide international experiences and expanded programming for SDSU business students. Additionally, he was the primary financial contributor and chaired the successful campaign to create the Entrepreneurial Management Center at SDSU and served as the first chairman of its board of governors. He is chairman emeritus of the SDSU Campanile Foundation and past chairman of the President's Advisory Board. In 2005, Ron received an honorary doctorate from SDSU. Since 1996, Ron has served on the University of San Diego's Board of Trustees and served as board chair for six years. In 2014, Ron received the Distinguished Alumnus Award from the University of St. Thomas.
- An avid sports enthusiast, Ron is the chairman of the San Diego Hall of Champions. From 1987-1991, he was the Owner/Managing General Partner of the San Diego Sockers professional soccer team. In 1991, he was recognized as "San Diego Sports Businessman of the Year." He chaired the Mayor's Task Force on Padres Planning, was the founding chair of the San Diego International Sports Council, and chaired the San Diego Super Bowl Task Force and the 2003 Super Bowl Host Committee. Ron's efforts were instrumental in San Diego being awarded the 2016 Major League Baseball All-Star game.
- Ron has been recognized many times for his leadership roles in athletics, entrepreneurship and community service. In recent years, he received the first Chairman's Award from the San Diego County Board of Supervisors, was named Herb Klein Civic Leadership Honoree by the Regional EDC, received the Downtown San Diego Partnership's Alonzo Award, and was Big Brothers/Big Sisters of San Diego County's Person of the Year. In 2013, he was honored with the Guthrie Award by the Huntington's Disease Society of America and was named "Sportsman of the Year" by the San Diego Hall of Champions. In 2015, Ron was honored by the San Diego Chamber of Commerce with the Herb Klein Spirit of San Diego Award.
- Ron and his wife, Alexis, are the parents of five children and grandparents of two girls.





ERIK GREUPNER

CHIEF OPERATING OFFICER

- Erik Greupner was promoted to his current post of chief operating officer in November 2016. He previously held the role of executive vice president, business administration & general counsel since November 2014, senior vice president, business administration & general counsel since October 2011, and originally joined the Padres in December 2010 as senior vice president, general counsel.
- Prior to joining the Padres, Greupner worked as a corporate and transactional attorney with the international law firm Gibson, Dunn & Crutcher LLP. While at Gibson Dunn, he advised senior management of public and private companies in general corporate matters, acquirers and targets in mergers and acquisitions transactions, and institutional investors and fund sponsors in the formation and operation of private investment funds.
- Prior to joining Gibson Dunn, Greupner worked in sales management roles with Goldman Sachs & Company, Scudder Weisel Capital, LLC and Life Time Fitness.
- Greupner earned his Juris Doctor degree magna cum laude from the University of San Diego School of Law, where he was a member of the Order of the Coif, as well as executive comments editor of the San Diego Law Review. He served as a judicial intern for the Honorable M. Margaret McKeown, U.S. Court of Appeals, Ninth Circuit.
- A native of Minneapolis, Minn., Greupner graduated cum laude from Wheaton College, Illinois with a Bachelor of Arts degree in philosophy and communications. He currently serves as the Vice Chairman of the advisory board of trustees of Rady Children's Hospital Foundation and on the board of directors of the San Diego Regional Chamber of Commerce. He and his wife, Laura, have a son, Thomas, and two daughters, Ella and Kate.





A.J. PRELLER

EXECUTIVE VICE PRESIDENT/GENERAL MANAGER

- A.J. Preller was named executive vice president/general manager of the San Diego Padres on August 6, 2014. He joined the Padres from the Texas Rangers, where he previously served as assistant general manager, overseeing the player development and scouting departments and serving as a key advisor on all player acquisitions. Since becoming general manager, Preller has made a number of key additions to the club in multiple areas, including the Major League roster, the player development system and the baseball operations department.

- Heading into the 2017 season, Preller signed first baseman Wil Myers to the largest contract in franchise history, locking down the All-Star through the 2022 season with a club option for 2023. In 2016, Preller oversaw the acquisition of a significant level of talent that bolstered the club's farm system rating from No. 20 to No. 3 in Major League Baseball, according to ESPN. Midseason trades of Drew Pomeranz, Andrew Cashner and James Shields yielded a talent haul including RHP Anderson Espinoza, the club's top prospect (Baseball America) and the No. 21 overall prospect in MLB (ESPN), as well as infielders Josh Naylor and Fernando Tatis, Jr.

- With six picks in the top 85 in the 2016 MLB First-Year Player Draft, Preller added RHP Cal Quantrill, now ranked as the No. 4 prospect in the organization by Baseball America and No. 23 in MLB by ESPN, as well as infielder Hudson Potts, LHP Eric Lauer, outfielder Buddy Reed, and RHPs Reggie Lawson and Mason Thompson. Preller and his team made an unprecedented number of international signings in 2016, including Adrian Morejon, Jorge Ona, Gabriel Arias, Luis Almanzar and Jeisson Rosario, all of whom are ranked in MLB.com's Top 30 international prospects, as well as dozens of others including Tirso Ornelas and Michel Baez.

- Shortly after the 2015 season came to an end, Preller hired new field manager Andy Green to lead the Major League team and build the Major League coaching staff. After standing firm at the 2015 trade deadline, Preller later acquired four of the Red Sox organization's top prospects in exchange for Craig Kimbrel, including infielder Javier Guerra, left-hander Logan Allen and outfielder Manuel Margot, who made his Major League debut in 2016.

- In his first offseason with the Padres, Preller acquired outfielders Matt Kemp, Justin Upton and Wil Myers, as well as catcher Derek Norris, all in a span of 24 hours on December 19, 2014. Those moves were among a total of 30 transactions in that timeframe, a Major League record for a day's worth of transactions. In addition, he acquired right-handed pitcher Brandon Maurer via trade. Preller made key acquisitions while retaining top prospects Austin Hedges, who went on to make his Major League debut in 2015, and Hunter Renfroe, who made his debut in 2016.

- Preller also made key additions to the baseball operations department in Vice President, Scouting Operations Don Welke, Senior Advisor to GM/Director of Player Personnel Logan White, Director of Player Development Sam Geaney and International Scouting Director Chris Kemp, as well as Special Assistants Moises Alou and Dave Post. Preller also promoted Pete DeYoung to director of professional scouting and Mark Conner to director of amateur scouting.

- Over 10 years in Texas, Preller held a number of baseball operations roles in the organization. He was a central figure in the group that spearheaded the Rangers' efforts to upgrade the talent level throughout the system, playing an instrumental role in the club's consecutive World Series appearances in 2010-11, as well as in the construction and organization of the Rangers' development program in the Dominican Republic. From 2010-13, he served as a senior director of player personnel, overseeing professional, international and amateur scouting.

- Prior to joining the Rangers, Preller spent three years in the baseball operations department of the Los Angeles Dodgers, working with the professional, amateur and international scouting departments. He also was heavily involved in salary arbitration work for the Dodgers.

- A native of Huntington Station, N.Y., Preller graduated Summa Cum Laude from Cornell University in 1999. He began his baseball career with an internship for the Philadelphia Phillies before taking a position with the Arizona Fall League where he worked under Hall of Famer Frank Robinson, whom he later joined at Major League Baseball for two years, aiding Robinson in several areas and working closely with the Labor Relations Department on salary arbitration issues.





MARK GUGLIELMO

SENIOR VICE PRESIDENT, BALLPARK OPERATIONS/GM - PETCO PARK

- Now entering his 32nd season with the Padres, Mark Guglielmo was promoted to his current role in December 2016, after serving as vice president, ballpark operations/general manager, Petco Park since November 2010. He is responsible for all facility management and event operations at Petco Park, while also overseeing engineering, building maintenance and repairs, cleaning and janitorial services, playing field and exterior landscape maintenance, broadcast and transmission operations, guest services, ticket operations, security and transportation and capital projects.
- Guglielmo has overseen the organization's major capital projects over the last five years, including the right- and left- field group space renovations and corresponding outfield fence realignment, the Sun Diego Beach and Ballast Point Craft Pier, Petco Park's LED sports lighting retrofit and the Padres Hall of Fame.

- Guglielmo joined the Padres in 1985 as scoreboard supervisor. He was named director of video operations and special projects in 1988 and director of stadium operations in 1995.
- Guglielmo earned a Business Administration degree from the University of Redlands and studied communications at the University of California, San Diego. He resides in the Mission Hills area of San Diego with his wife, Chris. He has three grown children: daughters Meghan, Mallory and son, Dominic.



JEREMY HOROWITZ

SENIOR VICE PRESIDENT, BUSINESS DEVELOPMENT

- Jeremy Horowitz was promoted to his current post of senior vice president, business development in December 2016, a role in which he oversees business development and revenue generation across multiple channels, including corporate partnerships, events, ticketing and other non-traditional revenue streams.
- Horowitz previously served as vice president, corporate and event revenue since June 2015. He spent the five years prior to that as vice president, Petco Park events, responsible for all matters related to the sales and execution of non-baseball events at Petco Park. During that time, Petco Park saw unprecedented growth in the number, size and scope of events, as well as event revenue. After joining the Padres in 2004 as associate counsel, Horowitz oversaw the development and construction of the Padres Dominican Republic Baseball Park, which opened in 2008.

- Prior to joining the Padres, Horowitz worked as a corporate and transactional attorney with the international law firm Latham & Watkins LLP.
- Horowitz earned his Juris Doctor degree from the University of Southern California Law School, where he was a member of the Order of the Coif. He graduated cum laude from Georgetown University with a Bachelor of Arts degree in American government.



WAYNE PARTELLO

SENIOR VICE PRESIDENT, CHIEF MARKETING OFFICER

- Wayne Partello enters his fourth season in the role of senior vice president, chief marketing officer. He joined the Padres in October 2013, overseeing all aspects of the club's marketing and communications platforms encompassed by the following departments: marketing, creative services, communications, entertainment & production, broadcasting and content.
- Partello came to San Diego after spending four years with the Miami Dolphins, where he was responsible for a wide footprint of marketing and media areas, including but not limited to the development and oversight of The Finsiders (the Dolphins' integrated media arm), the team's advertising and creative efforts and the organization's game day entertainment experience.

- Prior to joining the Dolphins, Partello spent 11 years at Entercom Communications in his hometown of Boston in a variety of marketing and digital media roles, including work on the Boston Red Sox radio network.
- Partello and his wife, Kristen, have two daughters: Julia and Emily.



RONDA SEDILLO

SENIOR VICE PRESIDENT, CHIEF FINANCIAL OFFICER

- Ronda Sedillo enters her fifth season as senior vice president/chief financial officer after joining the Padres in January 2013. She is one of the four female CFO's in Major League Baseball and sits on the league's CFO Insurance Task Force.
- Recognized as a 2016 San Diego Business Journal CFO of the Year Award Winner.
- Sedillo brings 30 years of experience in the accounting industry to her role. She spent 12 years at Arrowhead General Insurance Agency, Inc. (AGIA), serving as chief accounting officer for seven years. Prior to her time at AGIA, Sedillo spent seven years at PricewaterhouseCoopers, serving as a tax manager for the final three years.

• A San Diego native and life-long Padres fan, Sedillo received a Bachelor of Science degree in accounting from San Diego State University. She remains active at her alma mater, serving on the Campanile Foundation Athletics Committee and as a guest lecturer and mentor for the Sports MBA program.

• She currently serves on the Board of Directors for the San Diego chapter of the American Red Cross and is a Red Coat for the San Diego Bowl Games Association. She is an active member of the San Diego CFO Roundtable and the Financial Executives Institute.

• Sedillo and her husband, Chris, reside in Tierrasanta. They have two grown children: Ashley, a 2006 graduate of SDSU and Dustin, a 2010 graduate of CSU Fullerton.



TOM SEIDLER

SENIOR VICE PRESIDENT, COMMUNITY & MILITARY AFFAIRS

- Tom Seidler enters his 27th season in professional baseball, his fifth with the Padres and third as senior vice president, community and military affairs, a role in which he oversees the club's community relations and military outreach efforts, as well as Hispanic community engagement. In 2015, Seidler oversaw the development and launch of the Padres Volunteer Team, a regional volunteer force created to give back to the greater San Diego area. In two years, the Padres Volunteer Team has amassed over 4,600 members of the community including fans, alumni and staff, and provided 17,800 volunteer hours and over \$500,000 of value to local non-profits. In 2016, the Padres joined forces with an existing local fundraiser to create Padres Pedal the Cause, the largest local athletic fundraiser in San Diego funding more than 16 ground-breaking cancer research projects to date. In 2016 alone, Padres Pedal the Cause raised more than \$2,000,000 for cancer research and treatment centers in San Diego.

• Prior to joining the Padres, Seidler served as president and general manager of the Visalia Rawhide (California League). Under Seidler's leadership, the Rawhide went from having the lowest attendance among all 120 full-season minor league teams to breaking a 62-year-old attendance record in 2009, the first of four consecutive years of all-time record attendance. In 2012, Seidler was recognized as Executive of the Year, and the Rawhide was tabbed Organization of the Year in the California League. Seidler previously held various roles in professional baseball with professional baseball teams in Los Angeles, Port St. Lucie, Kissimmee, Great Falls, Stockton, and Caracas, Venezuela.

• Seidler earned a Bachelor of Arts degree from the University of Notre Dame and a Master of Business Administration from the Owen School at Vanderbilt University. He currently serves on the board of directors of the Downtown San Diego Partnership, Big Brothers, Big Sisters of San Diego County, Padres Pedal the Cause, and the San Diego Regional Economic Development Corporation. Seidler also is a member of the Athletics Committee of the Board of Trustees of the University of San Diego. He and his wife, Josie, reside in downtown San Diego.



SUE BOTOS

VICE PRESIDENT, COMMUNITY RELATIONS

- Sue Botos enters her 19th season with the San Diego Padres in 2017, her seventh in the role of vice president, community relations, overseeing all areas of the club's community outreach and philanthropy.
- Since 2012, Botos has overseen the conceptualization and implementation of the Future Padres program, which in 2017 will outfit more than 25,000 local youth baseball and softball players in Padres jerseys and caps – free of charge.
- Botos has played a part in other milestone programs, including the first-ever international All-Star Game Legacy project in 2017, and the development of the first college scholarship program in Major League Baseball, Padres Scholars.

• Born and raised in Cleveland, Botos is a 1991 graduate of The Ohio State University. She resides in San Diego with her husband, Doug.



RAY CHAN

VICE PRESIDENT, INFORMATION TECHNOLOGY

- Ray Chan enters his seventh season with the San Diego Padres, his first as vice president, information technology. Chan joined the Padres in January 2011 as director, information technology, and was promoted to his current role in December 2016. In his current role, Chan is responsible for overseeing all areas of information technology for the Padres and Petco Park, including the organization's technology strategy and budget. He manages a team that maintains and administers all aspects of the network/server infrastructure within Petco Park, the team's Spring Training facility in Peoria, Ariz., and the organization's Dominican Republic Academy.

- Chan's prior experience includes more than 15 years in the technology field for organizations including Enterprise Partners Venture Capital, Pepsi Bottling Group, ideaEDGE Ventures, Gateway Computers, Wells Fargo Bank and Alvarado Medical Center.

- Since joining the Padres, Chan has overseen a full network infrastructure overhaul, implementation of a venue-wide DAS/Wi-Fi system and VOIP telecom system upgrade. Additional projects over the past five years include migration to Microsoft Office 365, improvement of cybersecurity posture, full server farm virtualization, POS loyalty program, mobile device management system and iBeacon rollout.
- Chan and his wife, Christine, have three children: Phoebe, Emily and Ruby.



SERGIO DEL PRADO

VICE PRESIDENT, CORPORATE PARTNERSHIPS

- Sergio del Prado enters his third season with the Padres after joining the club in June 2015 as vice president, corporate partnerships, a role in which he oversees corporate sponsorship sales and service. Del Prado came to San Diego from Los Angeles, where he spent nine seasons with the Dodgers prior to starting his own sports marketing consulting business, del Prado Group Sports Marketing Consulting

- With the Dodgers, del Prado most recently served as vice president, sales, overseeing ticket sales, sponsorship sales and service, Spanish broadcast sales and service and premium sales and service. Prior to joining the Dodgers, del Prado spent two years as general manager of the Los Angeles Galaxy soccer team. Under his watch, the team led Major League Soccer in attendance and sponsorship revenue, while playing for the MLS Cup.

- Del Prado previously worked with the Women's World Cup and spent nine years with the Los Angeles Kings of the National Hockey League, ultimately serving as director of marketing and corporate sales.
- Born in Havana, Cuba, Del Prado earned a Bachelor of Science degree in business administration from California State University, Long Beach. He and his wife, Leslie, have two children: Monica and Eric.



SCOTT MARSHALL

VICE PRESIDENT, CHIEF HOSPITALITY OFFICER

- Scott Marshall enters his fifth season with the Padres, his third as vice president, chief hospitality officer. Marshall was promoted to his current role in November 2014 after joining the Padres in January 2013 as vice president, concessions and retail. In his current role, Marshall is charged with developing and implementing the overall hospitality strategy for the Padres and Petco Park by building brands, creating new concepts and driving fan experience.

- Prior to the Padres, Marshall spent 25 years with Centerplate, one of the largest hospitality companies in the world, with more than 250 North American sports, entertainment and convention venues. Most recently, he served as senior vice president of innovation and fan engagement, directing the company's overall strategy for CRM promotions & programs, best practices, new innovation and emerging technologies.

- Marshall currently serves on the Board of Directors of Make-a-Wish San Diego. He earned his Bachelor of Business Administration in finance from the University of San Diego. He also attended and played football at the University of Southern California.

- He and his wife, Nicol, reside in San Diego. They have three daughters: Taylor, who attends University of San Diego, Madison, who attends Saint Mary's, Notre Dame, and Riley, who attends UC Davis.



ERIC MCKENZIE

VICE PRESIDENT, TICKET SALES & MEMBERSHIP SERVICES

- Eric McKenzie enters his fourth season as vice president, ticket sales & membership services, overseeing all areas of ticket sales and service, including season tickets, group tickets, suites and premium sales.

- McKenzie came to the Padres in April 2012 from the Cleveland Indians, where he was the director of group and inside sales, managing all day-to-day operations of group sales, suites and inside sales. Prior to his time with the Indians, McKenzie worked for the San Antonio Spurs, Arizona Diamondbacks and Phoenix Suns in a variety of ticket sales and sales management roles.

- A 2006 graduate of Mount Vernon Nazarene University, McKenzie double majored in Business and Sports Management. He resides in San Diego, with his wife, Liz, and their daughters, Kate and Emma.



CAROLINE PERRY

VICE PRESIDENT, GENERAL COUNSEL

- Caroline Perry enters her seventh season with the San Diego Padres in 2017, her first as vice president, general counsel. Perry joined the Padres in April 2011 as associate general counsel and was promoted to her current role in November 2016. In her role as general counsel, Perry oversees the Padres' legal and risk management areas.
- Perry has been involved in many large-scale projects for the Padres, including negotiations with the City of San Diego surrounding the All-Star Game and the management of Petco Park and extension of the Padres' Peoria Spring Training lease.
- Prior to joining the Padres, Perry worked as a corporate attorney for Davis Polk & Wardwell LLP in the Bay Area and Cravath Swaine & Moore LLP in New York, where she focused primarily on corporate finance and general corporate matters. Prior to graduating from law school, Perry was an account management associate at BlackRock, the world's largest asset manager.

• A native of San Diego, Perry graduated with honors from Stanford University with a Bachelor of Arts degree in Human Biology. Perry earned her law degree from Columbia University, where she was a James Kent scholar and managing editor of the Columbia Business Law Review. Perry and her husband, Adam, live in Pacific Beach with their two daughters, Adeline and Amelia.



FRED UHLMAN, JR.

VICE PRESIDENT, ASSISTANT GENERAL MANAGER

- A veteran of 32 seasons in professional baseball, Fred Uhlman, Jr. has spent the past 22 seasons with the San Diego Padres. He was promoted to his current post of vice president/assistant general manager in November 2008.
- Uhlman joined the Padres in March 1995 as a special assistant to the general manager, following 10 years in the Baltimore Orioles' scouting and player development departments. He was named assistant general manager the following season, in January 1996.
- Uhlman's responsibilities involve assisting Executive Vice President/General Manager A.J. Preller in all areas of baseball operations, including evaluation of talent at the Major, minor and amateur levels, player transactions and contract negotiations. Additionally, he works closely with scouting and player development on the day-to-day operations of the Padres' player development department.

• Raised in Georgetown, Texas, Uhlman moved to Baltimore in 1985 and joined the Orioles as a part-time assistant in player development and scouting. He attained full-time status in 1987 and was promoted to assistant to the director of scouting two years later. In 1991, he was named Baltimore's assistant director of scouting.

- Uhlman resides in San Diego.



DON WELKE

VICE PRESIDENT, SCOUTING OPERATIONS

- Don Welke was named vice president, scouting operations for the San Diego Padres on August 19, 2014. He joined the Padres after spending parts of the last eight seasons with the Texas Rangers, where he most recently held the role of senior special assistant to the general manager, scouting. In that role, Welke assisted the general manager and his staff in personnel evaluation and served as a resource in all areas of baseball operations.
- Welke brings 50 years of baseball scouting experience to his role with the Padres, having begun his scouting career with the Cincinnati Reds in 1965. Over the last eight seasons, during his second stint with the Rangers, Welke was instrumental in the club's consecutive World Series appearances in 2010-11 as well as in the bolstering of the organization's farm system, having been directly involved in the signings and acquisitions of Jurickson Profar, Elvis Andrus, Martin Perez, Josh Hamilton and Adrian Beltre.

• At the 2012 Major League Baseball Winter Meetings in Nashville, Tenn. he was named the Midwest Scout of the Year by his peers. Welke also received a pair of honors in the 2011 offseason with the Legends in Scouting Award from the Professional Baseball Scouts Foundation and the inaugural Scout of the Year Award, bearing his name, from the Rangers Organization.

• Prior to re-joining the Rangers in 2007, he held the role of special assistant to former Philadelphia General Manager Pat Gillick, a member of the Baseball Hall of Fame, with whom he had previously worked with in Toronto and Baltimore. In 2005, he worked for the Rangers' international scouting department as cross-checker and was instrumental in reestablishing the organization's presence in Latin America.

• Prior to working with the Rangers and Phillies, Welke also worked with the Los Angeles Dodgers (1999-2004), Baltimore Orioles (1996-99), Toronto Blue Jays (1977-95), who were back-to-back World Series Champions in 1992 and 1993, Kansas City Royals (1970-76) and Cincinnati Reds (1965-69). Over the course of his career he has been directly involved with signing such players as Dave Stieb, Pat Hentgen, John Olerud, Willie Blair and Shawn Green.

• He also worked as an advance scout for the gold medal-winning Team USA baseball squad at the 2000 Olympics in Sydney and again with Team USA for the 2003 Olympic qualifier in Panama.

• A native of Illinois, Welke has degrees from Carthage (WI) College, where he played baseball and basketball, as well as Eastern Michigan University. He was named to the Carthage College Hall of Fame and is also in the hall of fame for his high school, Harvard (IL) High. Welke has three children and now resides in San Diego.



BASEBALL OPERATIONS



JOSH STEIN

ASSISTANT GENERAL MANAGER

- Josh Stein enters his fourth season as assistant general manager after being promoted to the post in December 2013. Stein's primary responsibilities include assisting Executive Vice President/General Manager A.J. Preller in all areas of baseball operations, including player procurement, contract negotiations, roster management and player development. He also manages the Padres' research and development initiatives and Major League advance scouting operations.
- 2017 marks Stein's 15th season with the Padres. He first joined the club as a baseball operations intern in the summer of 2003. He interned through the 2005 season and was named advance scouting coordinator in 2006. Following the 2009 season, Stein was named director of baseball operations.

• A 2000 graduate of the University of California, Berkeley with a degree in psychology, Stein traveled and taught English in South America before earning his Juris Doctor from the University of California, Hastings College of Law in 2005.

• Stein and his wife, Laura, reside in San Diego with their daughters, Emma and Jessie.



LOGAN WHITE

SENIOR ADVISOR/DIRECTOR, PLAYER PERSONNEL

- Logan White enters his third season with the Padres after joining the organization in October 2014 as senior advisor to the general manager/director, professional scouting. In his current role as senior advisor to the general manager/director, player personnel, White is responsible for evaluation of all players at the Major, minor, amateur and international levels, as well as advising General Manager A.J. Preller.

• White joined the Padres following 13 seasons with the Los Angeles Dodgers, joining in December 2001 as director of amateur scouting before being promoted to assistant general manager, amateur and international scouting in 2006 and vice president, amateur and international scouting in 2011. White most recently held the title of vice president, amateur scouting for the last two seasons. In that capacity, his primary responsibilities were overseeing the organization's amateur scouting efforts, including the annual First-Year Player Draft, along with assisting the general manager in various capacities.

• Since White began overseeing the Dodgers' amateur draft in 2002, more than 50 selections have reached the Major Leagues, including a stretch of eight first-round picks from 2002-08, a group that includes James Loney (2002), Chad Billingsley (2003) and Clayton Kershaw (2006). Under White's direction, the Dodgers also drafted All-Star caliber players in later rounds, including Matt Kemp in the sixth round (2003) and Russell Martin the 17th round (2002). Later, White was instrumental in drafting and signing Joc Pederson in the 11th round (2010) and Corey Seager in the 1st round (2012).

• In addition, White headed the Dodgers' international scouting efforts from 2002-12, and was instrumental in helping sign Cuban outfielder Yasiel Puig, Mexican pitcher Julio Urias, Korean pitcher Hyun-Jin Ryu and Japanese pitchers Takashi Saito and Hiroki Kuroda.

• With White in charge of amateur scouting, the Dodgers' 2004 First-Year Player Draft was rated by Baseball America as the best draft in the National League and second best in baseball. Its 2003 draft was tabbed as the best in the Major Leagues by the publication, and its 2002 draft was rated as the fourth-best in baseball. The Dodgers were the only team to have their draft rated in the top five in each of those three seasons.

• Beginning his scouting career in 1988, White first served as an associate scout with the Seattle Mariners before moving on to be an area scout with the Baltimore Orioles from 1990-92. Prior to joining the Dodgers, he also served as the west coast supervisor for the San Diego Padres from 1993-95 and the west coast supervisor for the Orioles from 1996-2001.

• Originally selected by the Seattle Mariners in the 23rd-round of the 1984 First-Year Player Draft out of Western New Mexico University as a relief pitcher, White played three seasons in the Mariners system prior to his scouting career.

• A native of Portales, N.M., White graduated from Western New Mexico University with honors and was an Academic All-American in 1984. He was inducted into the school's Hall of Fame in 1996. White resides in Gilbert, Ariz. with his wife, Deena, and son, Logan, Jr.



NICK ENNIS

DIRECTOR, BASEBALL OPERATIONS

- Nick Ennis enters his third season as director of baseball operations, after being promoted to the post in November 2014. Ennis' primary responsibilities include assisting in player acquisitions, roster management, professional scouting and contract negotiations. He is also involved in the club's analytics research initiatives and the application of new technologies throughout the department's activities.

• 2017 marks Ennis' eighth season with the Padres. He first joined the club as an intern in the summer of 2010. He interned through the 2011 season before being promoted to advance scout/baseball operations assistant in 2012. Following the 2013 season, Ennis was named manager of baseball operations.

• A 2004 graduate of Georgetown University, Ennis worked in the venture capital industry before receiving his Master of Business Administration from Columbia Business School in 2010.

• Ennis and his wife, Erin, reside in San Diego.



TREVOR HOFFMAN

SENIOR ADVISOR, BASEBALL OPERATIONS

- Trevor Hoffman enters his third season as senior advisor to baseball operations, after spending the 2014 season as upper-level pitching coordinator, evaluating and helping coordinate all pitchers throughout the organization from the Double-A level through the Major League level.
- Hoffman served the previous three seasons (2011-13) as special assistant to the president and chief executive officer, following his retirement from the playing field in January 2011.
- The former pitcher had an 18-year Major League career that included parts of 16 seasons with the San Diego Padres, as well as time with the Florida Marlins and Milwaukee Brewers.
- With the second-most career saves in Major League Baseball's history (601 in 677 opportunities), Hoffman completed his career with a 61-75 record, 2.87 ERA (347 ER/1089.1 IP), .211 opponent batting average and 1,133 strikeouts in 1,035 relief appearances. The seven-time All-Star also finished in the top 10 in Cy Young voting and in the top 25 in Most Valuable Player voting on four occasions each.
- In 2014, Hoffman was inducted into the San Diego Padres Hall of Fame. In 2011, the Padres retired his no. 51, an honor bestowed upon only four other Padres (Steve Garvey, Tony Gwynn, Randy Jones, Dave Winfield) and Jackie Robinson, whose number was retired in 1997 by Major league Baseball.
- Also in 2014, Commissioner Allan H. (Bud) Selig announced that Major League Baseball will annually honor the top relief pitchers in the game with the "Mariano Rivera American League Reliever of the Year Award" and the "Trevor Hoffman National League Reliever of the Year Award," to honor Baseball's all-time leaders in saves, both of whom spent their entire careers in one League: the 13-time A.L. All-Star Rivera (652 saves) and the seven-time N.L. All-Star Hoffman (601 saves).
- A California native, Hoffman has been heavily involved in the local community since first joining the Padres in 1993. He has worked extensively with the National Kidney Foundation and Rady Children's Hospital, while also donating his time and resources to numerous community and military outreach programs.
- Hoffman and his wife, Tracy, reside in Rancho Santa Fe. They have three sons, Brody, Quinn and Wyatt.



DAVID POST

SPECIAL ASSISTANT TO THE GM, SCOUTING

- David Post joined the Padres in September 2014 as special assistant to the General Manager, scouting. In his role with the Padres, Post assists Executive Vice President/General Manager A.J. Preller in scouting operations and is involved in all aspects of amateur, professional and international scouting.
- Prior to joining the Padres, Post spent seven seasons with the Houston Astros as national crosschecker. During his time with the Astros, Houston drafted a number of notable first-round selections including All-Star catcher Jason Castro (2008), outfielders Delino DeShields (2010) and George Springer (2011) and 2015 American League Rookie of the Year Carlos Correa (2012, first overall) as well as 2015 American League Cy Young Award Winner Dallas Keuchel (2009, seventh round).
- Post began his scouting career with the Marlins in 2004, covering the Northwest from 2004-06 and then Florida in 2007, before joining the Astros.
- As a player, Post was originally signed by the Los Angeles Dodgers as a 10th-round selection in the 1992 First-Year Player Draft out of Kingston High School (NY). Over a minor league playing career that spanned 12 seasons, he hit .272 (882-for-3248) with 171 doubles, 26 triples, 46 home runs, 377 RBI, 498 runs scored and 103 stolen bases in 987 games played for the Dodgers (1992-95, 2001), Montreal Expos (1996-2000) Cleveland Indians (2000), Pittsburgh Pirates (2002), New York Yankees (2003) and Colorado Rockies (2003) organizations.
- A native of Kingston, N.Y., Post currently resides in Canton, Ga., with his wife, Donna, and their two daughters: Gianna (12) and Gabriella (7).



BASEBALL OPERATIONS



MARK LORETTA

SPECIAL ASSISTANT, BASEBALL OPERATIONS

- Mark Loretta enters his eighth season as special assistant, baseball operations. Loretta joined San Diego's front office in 2010, after announcing his retirement from playing Major League Baseball in January 2010.
- A veteran of 15 Major League seasons with the Milwaukee Brewers (1995-2002), Houston Astros (2002, 2007-08), Padres (2003-05), Boston Red Sox (2006) and Los Angeles Dodgers (2009), Loretta hit .295 (1713-for-5812) with 309 doubles, 22 triples, 76 home runs, 629 RBI and 768 runs scored in 1726 games. A two-time All-Star (2004, 06) known as one of the most consistent hitters in the game, he batted .280 or above in 12 straight seasons from 1997-2008, including a three-year stretch during which he hit over .300 (2002-04).
- With the Padres in 2004, he set career highs in hits (208), doubles (47), home runs (16), RBI (76), runs scored (108), batting average (.335), slugging percentage (.495) and on-base percentage (.391) en route to being named Padres team MVP for the second consecutive season.
- Loretta is a 1993 graduate of Northwestern University, where he earned Big 10 MVP honors and was a Division I All-American. He and his wife, Hilary, reside in Rancho Santa Fe with their son, Frankie, and daughter, Lucy.

ADDITIONAL BASEBALL OPERATIONS STAFF



BRIAN MCBURNEY

Director, Baseball Research
& Development



MATT KLOTSCHÉ

Director, Baseball Information Services



WELLS OLIVER

Architect, Baseball Systems



PATRICK COGHLAN

Coordinator, Advance Scouting
& Baseball Operations



TRISTAN SANDLER

Analyst, Baseball Research
& Development



MICHAELENE COURTIS

Executive Assistant, Baseball Operations



DAVID LONGLEY

Coordinator, Major League Transition
& Baseball Operations



MANAGER & STAFF



ANDY GREEN

MANAGER

14

BORN: July 7, 1977 in Lexington, KY

OPENING DAY AGE: 39

RESIDENCE: San Diego, CA

NAMED AS MANAGER: October 29, 2015

MAJOR LEAGUE POSITION: Infielder

MAJOR LEAGUE COACHING CAREER: Third Base Coach, Arizona Diamondbacks (2015)

COACHING CAREER

- Enters his second season with the Padres and his second as a Major League manager after being named to the position on October 29, 2015.
- Selected as a coach for the 2016 All-Star Game at Petco Park in San Diego.
- Joined the Padres after spending the 2015 season as the third base coach for the Arizona Diamondbacks, his first season as a Major League coach and 12th season overall in the Diamondbacks organization.
- Prior to joining Arizona's Major League staff he compiled a 219-189 (.537) record in four seasons as manager in the Diamondbacks' farm system with the club's Rookie-Level affiliate in 2011, Rookie-Level Missoula in 2012 and Double-A Mobile from 2013-14.
- Named the Southern League Manager of the Year in 2013-14 after leading the Mobile Baybears to back-to-back postseason berths.
- Also named the "Best Manager Prospect" in the Southern League by *Baseball America* in both 2013 and 2014.
- Led Rookie-Level Missoula to the Pioneer League Championship in 2012.
- Began his managerial career with the Diamondbacks Rookie-Level affiliate in 2011.
- Assisted the Diamondbacks Major League coaching staff in September 2014.

PLAYING CAREER

- Played in 140 games across parts of four Major League seasons with the Diamondbacks (2004-06) and New York Mets (2009), hitting .200 (46-230) with seven doubles, one triple, two home runs, 12 RBI and 33 runs scored.
- Made his Major League debut for the Diamondbacks on June 12, 2004 at Toronto as a pinch-runner...collected his first career hit a couple days later on June 15, 2004 vs. New York-AL with a pinch-hit home run off of Jose Contreras.
- Over parts of 10 minor league seasons he hit .295 (984-3340) with 229 doubles, 35 triples, 67 home runs, 418 RBI, 578 runs scored and 126 stolen bases to go along with a .375 on-base percentage and .444 slugging percentage.
- Also played in 18 games for the Nippon-Ham Fighters in the Japanese Pacific League in 2007.
- Named the 2005 Pacific Coast League Most Valuable Player after hitting .343 (182-530) with 46 doubles, 13 triples, 19 home runs, 80 RBI and 125 runs scored in 135 games for Triple-A Tucson.
- Selected by *Baseball America* as the California League's Best Defensive Second Baseman in 2002.
- Originally signed by the Diamondbacks as a 24th-round selection in the 2000 First-Year Player Draft.

PERSONAL

- Full name is **Andrew Mulligan Green**...he and his wife, Jessica, have three daughters, Anna, Emily and Lainey, and make their home in San Diego, Calif.
- Graduated from the University of Kentucky with a Finance degree...was college teammate of former Diamondbacks pitcher Brandon Webb...earned First-Team GTE Academic All-American honors as a senior.
- Currently ranks as the Wildcats' career all-time leader in runs scored (199), games (228), hits (277) and at-bats (908).
- Graduated from Lexington Christian Academy in Lexington, Ky. in 1996 as his class' valedictorian and Kentucky High School Athlete of the Year.

ANDY GREEN'S CAREER BATTING RECORD

YEAR	CLUB	AVG.	G	AB	R	H	2B	3B	HR	RBI	BB	SO	SB
2000	South Bend	.000	3	9	1	0	0	0	0	0	0	1	0
	Missoula	.229	23	83	10	19	2	1	0	16	12	9	8
2001	South Bend	.300	128	477	76	143	18	6	5	59	59	50	51
2002	Tucson	.222	27	99	13	22	8	0	1	13	9	17	2
	Lancaster	.309	102	401	74	124	36	4	6	50	60	59	15
2003	El Paso	.302	126	490	70	148	38	2	2	51	38	51	17
2004	Tucson	.327	77	309	56	101	31	3	9	45	34	45	10
	ARIZONA	.202	46	109	13	22	2	1	1	4	5	17	1
2005	Tucson	.343	135	530	125	182	46	13	19	80	68	82	9
	ARIZONA	.226	17	31	5	7	1	0	0	2	7	3	0
2006	ARIZONA	.186	73	86	15	16	4	0	1	6	13	20	1
	Tucson	.240	18	75	10	18	3	0	1	6	4	14	0
2007	Nippon-Ham	.197	18	61	2	12	5	0	0	3	6	12	0
2008	Louisville	.233	71	262	43	61	15	2	5	19	30	43	4
	New Orleans	.331	52	178	35	59	10	2	8	28	38	36	3
2009	Buffalo	.259	50	174	24	45	7	1	4	20	18	32	3
	GCL Mets	.167	2	6	1	1	0	0	0	2	3	1	0
2010	Brooklyn	.304	7	23	4	7	0	0	1	2	5	2	1
	NEW YORK-NL	.250	4	4	0	1	0	0	0	0	1	1	0
	St. Lucie	.333	2	6	1	2	0	0	1	3	2	2	0
	Buffalo	.239	78	218	35	52	15	1	5	24	22	45	3
Major League Totals		.200	140	230	33	46	7	1	2	12	26	41	2
Minor League Totals		.295	901	3340	578	984	229	35	67	418	402	489	126



Padres named Andy Green manager on October 29, 2015

PADRES YEAR-BY-YEAR MANAGERIAL HISTORY

YEAR	MANAGER	RECORD	PCT.	POS.	GB	YEAR	MANAGER	RECORD	PCT.	POS.	GB
1969	Preston Gomez	52-110	.321	6	41.0	1991	Greg Riddoch	84-78	.519	3	10.0
1970	Preston Gomez	63-99	.389	6	39.0	1992	Greg Riddoch	78-72	.520	-	-
1971	Preston Gomez	61-100	.379	6	28.5		Jim Riggleman	4-8	.333	3	16.0
1972	Preston Gomez	4-7	.364	-	-	1993	Jim Riggleman	61-101	.377	7	43.0
	Don Zimmer	54-88	.380	6	36.5	1994	Jim Riggleman	47-70	.402	4	12.5
1973	Don Zimmer	60-102	.370	6	39.0	1995	Bruce Bochy	70-74	.486	3	8.0
1974	John McNamara	60-102	.370	6	42.0	1996	Bruce Bochy	91-71	.562	1	+1.0
1975	John McNamara	71-91	.438	4	37.0	1997	Bruce Bochy	76-86	.469	4	14.0
1976	John McNamara	73-89	.451	5	29.0	1998	Bruce Bochy	98-64	.605	1	+9.5
1977	John McNamara	20-28	.417	-	-	1999	Bruce Bochy	74-88	.457	4	26.0
	Bob Skinner	1-0	1.000	-	-	2000	Bruce Bochy	76-86	.469	5	21.0
1978	Alvin Dark	48-65	.425	5	29.0	2001	Bruce Bochy	79-83	.488	4	13.0
	Roger Craig	84-78	.519	4	11.0	2002	Bruce Bochy	66-96	.407	5	32.0
1979	Roger Craig	68-93	.422	5	22.0	2003	Bruce Bochy	64-98	.395	5	36.5
1980	Jerry Coleman	73-89	.451	6	19.5	2004	Bruce Bochy	87-75	.537	3	6.0
1981	Frank Howard	23-33	.411	6	12.5	2005	Bruce Bochy	82-80	.506	1	+5.0
	Frank Howard - 2nd Half	18-36	.333	6	15.5	2006	Bruce Bochy	88-74	.543	1	--
1982	Dick Williams	81-81	.500	4	8.0	2007	Bud Black	89-74	.546	3	1.5
1983	Dick Williams	81-81	.500	4	10.0	2008	Bud Black	63-99	.389	5	21.0
1984	Dick Williams	92-70	.568	1	+12.0	2009	Bud Black	75-87	.463	4	20.0
1985	Dick Williams	83-79	.512	T-3	12.0	2010	Bud Black	90-72	.568	2	2.0
1986	Steve Boros	74-88	.457	4	22.0	2011	Bud Black	71-91	.438	5	23.0
1987	Larry Bowa	65-97	.401	6	25.0	2012	Bud Black	76-86	.469	4	18.0
1988	Larry Bowa	16-30	.348	-	-	2013	Bud Black	76-86	.469	T-3	16.0
	Jack McKeon	67-48	.583	3	11.0	2014	Bud Black	77-85	.475	3	17.0
1989	Jack McKeon	89-73	.549	2	3.0	2015	Bud Black	32-33	.492	-	-
1990	Jack McKeon	37-43	.463	-	-		Dave Roberts	0-1	.000	-	-
	Greg Riddoch	38-44	.463	T-4	16.0		Pat Murphy	42-54	.438	4	18.0
						2016	Andy Green	68-94	.420	5	23.0



DARREN BALSLEY

PITCHING COACH

36

BORN: October 27, 1964 in Newport Beach, CA

OPENING DAY AGE: 52

RESIDENCE: Knoxville, TN

NAMED TO STAFF: May 17, 2003

PLAYING POSITION: Right-Handed Pitcher

MLB COACHING CAREER: Pitching Coach, San Diego Padres (2003-present)

COACHING CAREER

- In his 15th season and 14th full season as Padres pitching coach after joining staff on May 17, 2003.
- Since the beginning of his first full season in 2004, the Padres have posted a 3.93 ERA, the seventh-best mark in baseball in that span and sixth-best among National League teams.
- In 2015, the Padres staff recorded a franchise-record 1,393 strikeouts, the fourth-most in Major League Baseball last season...the rotation itself recorded a franchise-record 890 strikeouts with four starting pitchers reaching 160 strikeouts, including James Shields (216), Tyson Ross (212), Ian Kennedy (174) and Andrew Cashner (165).
- In 2014, the Padres posted the fourth-best team ERA in the Majors and second-best in franchise history with a 3.27 ERA, behind only the 1971 club's 3.22 ERA...the 2014 squad's 1,284 strikeouts were also second-most in team history behind 2010's 1,295 strikeouts...the 2014 team's 3.56 runs allowed per game was the lowest mark in team history.
- The Padres boasted the third-best team ERA in the Majors with a 3.42 mark in 2011.
- The 2010 club posted a 3.39 ERA, ranking second in the Majors and was the lowest ERA among Padres staffs since 1989...both the 2007 and 2010 clubs recorded a franchise-record 20 shutouts under his guidance.
- Guided the San Diego staff to a Major League-best 3.70 ERA in 2007 and a National League-best 3.87 ERA in 2006, marking the first two times in franchise history the team has led the league in ERA.
- Began the 2003 season as the pitching coach for Double-A Mobile before being promoted to Major League staff on May 17...spent all of 2002 and the beginning of 2003 at Mobile where he guided the BayBears pitching staff to a 3.37 ERA, second-best in the Southern League.
- Served as pitching coach at Single-A Lake Elsinore in 2001, his second season in the Padres organization...named a corecipient of the 2001 Jack Krol Award (along with Craig Colbert) for contributions in player development in the Padres organization.
- Joined the Padres in 2000 after 10 years in the Toronto Blue Jays system where he served as a minor league pitching instructor, minor league coach and Major League advance scout.
- Began his coaching career at Single-A St. Catharines in 1990 and 1991 before moving to Single-A Myrtle Beach in 1992 and Single-A Hagerstown in 1993...from 1994-1995, he served as the manager at Rookie-Level Medicine Hat before returning to Hagerstown in 1996...between stints at Single-A Dunedin (1997) and Double-A Knoxville (1999), he was the Blue Jays Major League advance scout (1998).

PLAYING CAREER

- A third-round selection by the Oakland A's in the 1984 First-Year Player Draft.
- Pitched at Rookie-level Idaho Falls, Single-A Modesto and Rookie-level Pocatello in the A's chain.
- Registered career highs in starts (20), innings pitched (115.0) and strikeouts (70), while going 6-5 with a 4.38 ERA at Modesto in 1986.
- Moved on to the Blue Jays organization after being selected in the 1986 minor league draft...saved a career-high nine games at Dunedin in 1987.
- Final professional season came in 1989 when he went 3-3 for Double-A Knoxville.
- Teammate with Padres bullpen coach Willie Blair in 1987 on the Single-A Dunedin Blue Jays, as well as 1988 in Double-A Knoxville.

PERSONAL

- Full name is **Darren Wayne Balsley**...he and his wife, Carrie, have three children: Allison, Sarah and Jacob.
- Is a 1982 graduate of San Diego's Mt. Carmel High School...also attended Palomar College.

DARREN BALSLEY'S CAREER PITCHING RECORD

YEAR	CLUB	W-L	ERA	G	GS	CG	SHO	SV	IP	H	R	ER	BB	SO
1984	Idaho Falls	3-6	5.59	14	13	0	0	0	77.0	84	63	48	40	68
1985	Modesto	0-0	1.26	3	2	0	0	0	14.0	12	5	2	9	8
	Pocatello	1-3	5.27	8	8	1	0	0	41.0	59	38	24	20	41
1986	Modesto	6-5	4.38	23	20	1	0	0	115.0	123	76	56	59	70
1987	Dunedin	3-5	3.29	43	0	0	0	9	79.0	67	35	29	30	49
1988	Knoxville	4-3	2.35	36	1	0	0	3	77.0	55	31	20	25	62
1989	Knoxville	3-3	7.36	13	1	0	0	0	22.0	20	19	18	13	21
Minor League Totals		20-25	4.17	140	45	1	0	12	425.0	420	267	197	196	319



DOUG BOCHTLER

BULLPEN COACH

45

BOCHTLER

BORN: July 5, 1970 in West Palm Beach, FL

OPENING DAY AGE: 46

RESIDENCE: Maryville, TN

NAMED TO STAFF: December 2, 2015

PLAYING POSITION: Right-Handed Pitcher

MLB COACHING CAREER: Bullpen Coach, San Diego Padres (2016)

COACHING CAREER

- Enters his second season with the Padres after making his Major League coaching debut last season, returning to San Diego where he made his Major League debut as a player in 1995.
- Spent the previous five seasons with the Arizona Diamondbacks organization, serving as pitching coach for Single-A Yakima from 2011-12, Single-A Missoula in 2013, Single-A South Bend in 2014 and Single-A Kane County in 2015.

PLAYING CAREER

- Originally signed by the Montreal Expos as a ninth-round selection in the 1989 First-Year Player Draft out of Indian River Community College (Fort Pierce, FL).
- Made his Major League debut for the Padres in 1995, going 4-4 with a 3.57 ERA (18 ER, 45.1 IP) and 45 strikeouts against 19 walks with one save in 34 relief appearances that season.
- Enjoyed his best Major League season with San Diego in 1996 for the National League West Champions, going 2-4 with a career-best 3.02 ERA (22 ER, 65.2 IP) and a career-high 68 strikeouts against 39 walks along with three saves over a career-high 63 relief appearances.
- Over six Major League seasons total with the Padres (1995-97), Detroit Tigers (1998), Los Angeles Dodgers (1999) and Kansas City Royals (2000) he went 9-18 with a 4.57 ERA (132 ER, 260.0 IP) and 215 strikeouts against 166 walks with six saves in 220 relief appearances.
- Pitched in one postseason game for the Padres in the 1996 National League Division Series against the St. Louis Cardinals, taking the loss in his lone appearance on October 3, 1996 at St. Louis after allowing one run in 0.1 innings pitched.

PERSONAL

- Full name is **Douglas Eugene Bochtler**...he and his wife, Darcy, have two sons, Colton and Cade.
- Is one of 19 players out of Indian River Community College to reach the Major Leagues and one of three to do so as a Padre, joining right-hander Ed Wojna in 1985 and current Padres infielder Cory Spangenberg in 2014.

DOUG BOCHTLER'S CAREER PITCHING RECORD

YEAR	CLUB	W-L	ERA	G	GS	CG	SHO	SV	IP	H	R	ER	BB	SO
1989	Gulf Coast Expos	2-2	3.21	9	9	1	0	0	47.2	46	22	17	20	45
1990	Rockford	9-12	3.50	25	25	1	1	0	139.0	142	82	54	54	109
1991	West Palm Beach	12-9	2.92	26	24	7	2	0	160.1	148	63	52	55	109
1992	Harrisburg	6-5	2.32	13	13	2	1	0	77.2	50	25	20	36	89
1993	Central Valley	3-1	3.40	8	8	0	0	0	47.2	40	23	18	28	43
	Colorado Springs	1-4	6.93	12	11	0	0	0	50.2	71	41	39	26	38
	Las Vegas	0-5	5.22	7	7	1	0	0	39.2	52	26	23	11	30
1994	Las Vegas	3-7	5.20	22	20	2	1	0	100.1	116	67	58	48	86
1995	Las Vegas	2-3	4.25	18	2	0	0	1	36.0	31	18	17	26	32
	SAN DIEGO	4-4	3.57	34	0	0	0	1	45.1	38	18	18	19	45
1996	SAN DIEGO	2-4	3.02	63	0	0	0	3	65.2	45	25	22	39	68
1997	SAN DIEGO	3-6	4.77	54	0	0	0	2	60.1	51	35	32	50	46
1998	DETROIT	0-2	6.15	51	0	0	0	0	67.1	73	48	46	42	45
1999	Albuquerque	3-4	3.18	18	0	0	0	3	22.2	16	9	8	11	25
	Syracuse	4-0	2.63	14	0	0	0	0	27.1	18	9	8	10	28
	LOS ANGELES (NL)	0-0	5.54	12	0	0	0	0	13.0	11	8	8	6	7
2000	Omaha	2-1	4.02	27	0	0	0	2	40.1	37	19	18	28	28
	KANSAS CITY	0-2	6.48	6	0	0	0	0	8.1	13	6	6	10	4
2001	Wichita	0-0	2.90	15	2	0	0	4	31.0	26	10	10	9	38
	Edmonton	2-5	2.76	34	1	0	0	3	45.2	41	16	14	19	65
2002	Edmonton	7-4	3.68	34	9	1	0	0	88.0	71	41	36	44	79
2003	Albuquerque	5-3	5.37	23	5	0	0	1	53.2	61	33	32	18	40
Major League Totals		9-18	4.57	220	0	0	0	6	260.0	231	140	132	166	215
Minor League Totals		61-65	3.79	305	136	15	5	14	1007.2	966	504	424	443	884



GLENN HOFFMAN

30

THIRD BASE COACH

BORN: July 7, 1958 in Orange, CA
RESIDENCE: Anaheim Hills, CA
NAMED TO STAFF: November 3, 2005

OPENING DAY AGE: 58

PLAYING POSITION: Infielder

MLB COACHING CAREER: Manager, Los Angeles Dodgers (1998); Bullpen Coach, Dodgers (1999); Third Base Coach, Dodgers (1999-2005); Third Base Coach, San Diego Padres (2006-present)

COACHING CAREER

- Is in his 42nd year in professional baseball, 19th as a Major League coach and 12th as the Padres third base coach.
- Served in the same capacity with the Los Angeles Dodgers during the 1999-2005 seasons.
- Began the 1999 season as the Dodgers bullpen coach before he was reassigned to third base coach on May 26.
- Guided the Dodgers to a 47-41 record and third place finish in 1998 after taking over as manager on June 21.
- Compiled a 246-302 (.449) mark in five seasons as a manager in the Dodgers minor league system (1991-93, '97-98)...served as the Dodgers minor league field coordinator from 1994-96.

PLAYING CAREER

- Infielder played parts of nine seasons in the Major Leagues as an infielder with the Boston Red Sox (1980-87), Dodgers (1987) and California Angels (1989)...batted .242 with 106 doubles, 23 home runs, 210 RBI and 247 runs in 766 games.
- Member of Boston's American League Championship team in 1986, opening the season as the starting shortstop before spraining his right ankle in the second game of the season on April 9 at Detroit.
- Named to the Topps and *Baseball America* All-Rookie teams in 1980.
- Was Boston's second-round selection in the June 1976 First-Year Player Draft.

PERSONAL

- Full name is **Glenn Edward Hoffman**...he and his wife, Cheryl, have five children: Sarah, Stacy, Sabrina and twins, Drake and Dylan.
- Earned All-League and All-County honors at Savanna High School in Anaheim, Calif. where he set school records for hits and doubles...won three letters in basketball as a guard and was an All-League selection as a senior when he set a school career scoring record.
- His younger brother is former Padres closer Trevor Hoffman.
- His mother was the recipient of the George and Barbara Bush Little League Parents of the Year Award on August 26, 2002 at Williamsport, PA...Mikki Hoffman accepted the award on behalf of herself and her late husband, Eddie, at the annual CAN Little League Baseball Awards breakfast...the Hoffmans were deeply involved at various levels of volunteerism at Northwest Anaheim Little League while their sons were involved.
- His father, Ed, was a United States Marine as well as a former usher at Anaheim Stadium who sang professionally and often performed the National Anthem before Angels games...Glenn had it written into his first professional contract with the Red Sox that his father would have the opportunity to perform the National Anthem before a game at Fenway Park, which he did before Glenn's first career Opening Day in 1981...that performance was later presented on the video screen to conclude the retirement ceremony of Trevor Hoffman at Petco Park in 2012.

GLENN HOFFMAN'S CAREER BATTING RECORD

YEAR	CLUB	AVG.	G	AB	R	H	2B	3B	HR	RBI	BB	SO	SB
1976	Elmira	.272	60	191	29	52	7	2	3	34	23	9	2
1977	Winter Haven	.289	126	425	51	123	17	2	3	61	51	23	1
	Pawtucket	.444	4	9	2	4	1	0	0	2	1	1	0
1978	Pawtucket	.282	131	411	27	116	17	1	2	48	23	51	4
1979	Pawtucket	.285	139	520	70	148	13	3	11	54	29	66	1
1980	BOSTON	.285	114	312	37	89	15	4	4	42	19	41	2
1981	BOSTON	.231	78	242	28	56	10	0	1	20	12	25	0
1982	BOSTON	.209	150	469	53	98	23	2	7	49	30	69	0
1983	BOSTON	.260	143	473	56	123	24	1	4	41	30	76	1
1984	BOSTON	.189	64	74	8	14	4	0	0	4	5	10	0
1985	BOSTON	.276	96	279	40	77	17	2	6	34	25	40	2
1986	BOSTON	.217	12	23	1	5	2	0	0	1	2	3	0
	New Britain	.250	4	8	1	2	0	0	0	1	0	1	0
1987	BOSTON	.200	21	55	5	11	3	0	0	6	3	9	0
	Pawtucket	.231	46	160	18	37	7	0	2	22	14	19	2
	LOS ANGELES	.220	40	132	10	29	5	0	0	10	7	23	0
1988	Pawtucket	.240	109	366	38	88	14	0	3	33	36	48	2
1989	CALIFORNIA	.212	48	104	9	22	3	0	1	3	3	13	0
1990	Albuquerque	.302	24	63	7	19	3	1	0	10	2	9	1
Major League Totals		.242	766	2163	247	524	106	9	23	210	136	309	5
Minor League Totals		.274	643	2153	243	589	79	9	24	265	179	227	13



JONATHAN MATHEWS

COACH

67

MATHEWS

BORN: March 18, 1972

RESIDENCE: San Diego, CA

NAMED TO STAFF: January 16, 2017

PLAYING POSITION: Infielder

MLB COACHING CAREER: San Diego Padres (2017-present)

OPENING DAY AGE: 45

COACHING CAREER

- Enters his first season with the Padres organization and will work primarily with outfielders.
- Joins the Padres after spending the previous three seasons with the Arizona Diamondbacks.
- Spent the 2016 season as the hitting coach for Class-A Kane County...served in the same capacity for Class-A Advanced Visalia in 2015 and for Class-A South Bend of the Midwest League in 2014.
- Served as a coach for Single A Delmarva of the Baltimore Orioles in 2013.
- Spent 14 years as an assistant coach at Indian Hills (Iowa) Junior College from 1999-2012...also taught economics.
- Part-time coach at University of Iowa in 1995-1996.

PLAYING CAREER

- Selected by the Colorado Rockies in the 42nd round of the 1994 MLB Draft...played with the AZL Rockies and Short-Season A Bend that season.

PERSONAL

- Full name is **Jonathan Richard Mathews**...has twins, a son Merrick, and a daughter, Claire...earned his master's degree in athletic administration from the University of Iowa in 2000.

JONATHAN MATHEWS' CAREER BATTING RECORD

YEAR	CLUB	AVG.	G	AB	R	H	2B	3B	HR	RBI	BB	SO	SB
1994	AZL Rockies	.333	4	15	0	5	0	0	0	2	0	0	1
	Bend	.259	45	139	12	36	3	0	0	13	25	25	3
Minor League Totals		.266	49	154	12	41	3	0	0	15	25	25	4



MARK MCGWIRE

BENCH COACH

25

BORN: October 1, 1963 in Pomona, CA

RESIDENCE: Irvine, CA

NAMED TO STAFF: December 2, 2015

PLAYING POSITION: Infielder

MLB COACHING CAREER: Hitting Coach, St. Louis Cardinals (2010-12), Hitting Coach, Los Angeles Dodgers (2013-15), Bench Coach, San Diego Padres (2016-present)

OPENING DAY AGE: 53

COACHING CAREER

- Enters his second season with the Padres organization, serving in the role of bench coach.
- Served as hitting coach for the previous six seasons before joining the Padres, including three with the St. Louis Cardinals from 2010-12 and the previous three with the Los Angeles Dodgers.
- In 2014, under his guidance in Los Angeles the Dodgers led all of Major League Baseball with a .333 team OBP and ranked among NL leaders in batting average (.265, 2nd), slugging (.406, 2nd), extra-base hits (474, 3rd) and runs scored (718, 2nd)...the club that season also led the Majors with a .286 average with runners in scoring position.
- During his tenure with the Dodgers from 2013-15, the club ranked first in the National League (third in the Majors) in on-base percentage (.329) and second in the NL in batting average (.265), slugging percentage (.401) and OPS (.730).
- With St. Louis as hitting coach from 2010-12 the Cardinals led the NL in team average (.269), OBP (.337) and average with RISP (.274), ranked second in runs (2,263), fourth in slugging (.416) and third in OPS (.753) over that span.
- His coaching tenure in St. Louis was highlighted by the Cardinals' 2011 season when St. Louis led the NL in batting average (.273), OBP (.341), slugging (.425, T1st), OPS (.766) and runs scored (762), while striking out a NL-low 978 times en route to winning a World Series title.

PLAYING CAREER

- Over a 16-year Major League career with the Oakland Athletics (1986-97) and St. Louis Cardinals (1997-2001) he hit .263 with 583 home runs, 1,414 RBI and 1,167 runs scored, the 10th-most home runs in baseball history.
- A 12-time Major League All-Star, he was also named the 1987 American League Rookie of the Year for the A's, the same season Benito Santiago was named National League Rookie of the Year for the Padres...over 151 games his rookie season he hit .289 with 49 home runs, 118 RBI and 97 runs scored for the A's.
- McGwire still holds the record for most home runs by a rookie (49) and career at-bats per home run (10.6).
- In 1999 he was also named to the Major League Baseball All-Century Team.
- In 1998 he broke Roger Maris' single-season home run record, set in 1961, of 61 home runs on September 8 against the Chicago Cubs' Steve Trachsel, going on to hit 70 home runs that season and following it up in 1999 with 65 home runs...also led all Major Leaguers in 1998 with a .752 slugging percentage, second in NL history behind Roger Hornsby's .756 slugging percentage in 1925.
- In 1997 he became only the second Major Leaguer, after Babe Ruth, to hit 50-or-more home runs in consecutive seasons and also the first player to ever hit 20 home runs with two different teams in one season, hitting 24 homers for the Cardinals after arriving in a July 31 trade from Oakland.
- Helped lead the A's to a World Series championship title run in 1989 when Oakland defeated San Francisco.
- Hit an Oakland record and MLB-leading 52 home runs in 1996, becoming the 14th player in history to hit 50 home runs.
- Originally signed as a first-round selection (10th overall) in the 1984 First-Year Player Draft out of the University of Southern California where he was named The Sporting News National Player of the Year as well as an All-American and Pac-10 Player of the Year in 1984, playing for legendary coach and former Brooklyn Dodger Rod Dedeaux.
- Also served as a member of Team USA at the 1984 Olympics in Los Angeles.

PERSONAL

- Full name is **Mark David McGwire**...resides in Irvine, Calif. with his wife, Stephanie, and their children, triplet girls Monet, Marlo and Monroe, and sons Max and Mason...also has a 30-year-old son, Matt, from a previous marriage.

MARK MCGWIRE'S CAREER BATTING RECORD

YEAR	CLUB	AVG.	G	AB	R	H	2B	3B	HR	RBI	BB	SO	SB
1984	Modesto	.200	16	55	7	11	3	0	1	1	8	21	0
1985	Modesto	.274	138	489	95	134	23	3	24	106	96	108	1
1986	Huntsville	.303	55	195	40	59	15	0	10	53	46	45	3
	Tacoma	.318	78	280	42	89	21	5	13	59	42	67	1
	OAKLAND	.189	18	53	10	10	1	0	3	9	4	18	0
1987	OAKLAND	.289	151	557	97	161	28	4	49	118	71	131	1
1988	OAKLAND	.260	155	550	87	143	22	1	32	99	76	117	0
1989	OAKLAND	.231	143	490	74	113	17	0	33	95	83	94	1
1990	OAKLAND	.235	156	523	87	123	16	0	39	108	110	116	2
1991	OAKLAND	.201	154	483	62	97	22	0	22	75	93	116	2
1992	OAKLAND	.268	139	467	87	125	22	0	42	104	90	105	0
1993	OAKLAND	.333	27	84	16	28	6	0	9	24	21	19	0
1994	OAKLAND	.252	47	135	26	34	3	0	9	25	37	40	0
1995	OAKLAND	.274	104	317	75	87	13	0	39	90	88	77	1
1996	OAKLAND	.312	130	423	104	132	21	0	52	113	116	112	0
1997	OAKLAND	.284	105	366	48	104	24	0	34	81	58	98	1
	ST. LOUIS	.253	51	174	38	44	3	0	24	42	43	61	2
1998	ST. LOUIS	.299	155	509	130	152	21	0	70	147	162	155	1
1999	ST. LOUIS	.278	153	521	118	145	21	1	65	147	133	141	0
2000	ST. LOUIS	.305	89	236	60	72	8	0	32	73	76	78	1
2001	ST. LOUIS	.187	97	299	48	56	4	0	29	64	56	118	0
Major League Totals		.263	1874	6187	1167	1626	252	6	583	1414	1317	1596	12
Minor League Totals		.288	287	1019	184	293	62	8	48	219	192	241	5



RAMON VAZQUEZ

COACH

BORN: August 21, 1976 in Aibonito, Puerto Rico **OPENING DAY AGE:** 40
RESIDENCE: Cayey, Puerto Rico
NAMED TO STAFF: January 16, 2017
PLAYING POSITION: Infielder
MLB COACHING CAREER: San Diego Padres (2017)

1

VAZQUEZ

COACHING CAREER

- The former Padre returns to San Diego for his first season on the Major League coaching staff and will work primarily with infielders.
- Spent the previous four seasons with the Houston Astros, most recently as the manager for Single-A Advanced Lancaster for the 2016 season after serving the previous two seasons as the club's developmental specialist focusing on infielders.
- After the 2015 season, he managed the Santurce Cangrejeros of the Puerto Rican Winter League in what was his managerial debut.

PLAYING CAREER

- Played professionally for a total of 18 years, including nine seasons in the Major Leagues with the Mariners (2001), Padres (2002-04), Red Sox (2005), Indians (2005-06), Rangers (2007-08) and Pirates (2009).
- In 2009, he played for Puerto Rico in the World Baseball Classic.
- Originally selected in the 27th round of the 1995 MLB Draft by Seattle

PERSONAL

- Full name is **Ramon Luis Vazquez**...he and his wife, Griselda have a son, Nomar, and a daughter, Sofia ...resides in Cayey, Puerto Rico...a native of Aibonito, Puerto Rico...attended Indian Hills Community College in Centerville, Iowa...is currently the president of the "Juntos Dando la Mano" foundation in Puerto Rico

RAMON VAZQUEZ'S CAREER BATTING RECORD

YEAR	CLUB	AVG.	G	AB	R	H	2B	3B	HR	RBI	BB	SO	SB
1995	Mariners	.206	39	141	20	29	3	1	0	11	19	27	4
1996	Everett	.278	33	126	25	35	5	2	1	18	26	26	7
	Wisconsin	.300	3	10	1	3	1	0	0	1	2	2	0
	Tacoma	.224	18	49	7	11	2	1	0	4	4	12	0
1997	Wisconsin	.269	131	479	79	129	25	5	8	49	78	93	16
1998	Lancaster	.276	121	468	77	129	26	4	2	72	81	66	15
1999	New Haven	.258	127	438	58	113	27	3	5	45	62	77	8
2000	New Haven	.286	124	405	58	116	25	4	8	59	52	76	1
2001	Tacoma	.300	127	466	85	140	28	1	10	79	76	84	9
	SEATTLE	.229	17	35	5	8	0	0	0	4	0	3	0
2002	SAN DIEGO	.274	128	423	50	116	21	5	2	32	45	79	7
2003	Lake Elsinore	.188	5	16	3	3	0	0	1	4	3	3	0
	SAN DIEGO	.261	116	422	56	110	17	4	3	30	52	88	10
2004	Portland	.299	53	184	36	55	21	1	8	34	33	28	2
	SAN DIEGO	.235	52	115	12	27	3	2	1	13	11	24	1
2005	Buffalo	.214	21	84	13	18	3	1	0	4	7	16	1
	BOSTON	.197	27	61	6	12	2	0	0	4	3	14	0
	CLEVELAND	.250	12	24	1	6	3	0	0	1	2	3	0
2006	Buffalo	.242	28	99	19	24	2	1	2	11	22	27	2
	CLEVELAND	.209	34	67	11	14	2	0	1	8	6	18	0
2007	Oklahoma	.258	35	132	27	34	10	2	2	13	24	27	3
	TEXAS	.230	104	300	42	69	13	3	8	28	29	72	1
2008	Caguas	.250	9	32	4	8	0	0	1	5	5	4	1
	TEXAS	.290	105	300	44	87	18	3	6	40	38	66	0
2009	PITTSBURGH	.230	101	204	17	47	7	0	1	16	31	47	1
2010	Tacoma	.216	35	125	13	27	8	1	1	10	9	24	0
	Round Rock	.352	16	54	6	19	6	0	0	7	9	8	0
	Caguas	.227	34	110	15	25	2	0	0	12	22	21	1
2011	Memphis	.275	40	131	21	36	6	0	0	17	18	28	1
	Las Vegas	.288	20	80	9	23	1	1	1	14	10	8	1
	New Orleans	.172	10	29	3	5	1	0	0	1	3	3	0
2012	Bridgeport	.243	27	103	9	25	3	0	0	10	19	14	2
	Manati	.214	28	84	13	18	2	0	1	9	19	16	0
Major League Totals		.254	696	2227	244	496	86	17	22	176	217	414	20
Minor League Totals		.270	986	3516	560	949	200	28	49	453	538	635	70



JOHNNY WASHINGTON

28

FIRST BASE COACH

BORN: May 6, 1984 in Long Beach, CA

OPENING DAY AGE: 32

RESIDENCE: Long Beach, CA

NAMED TO STAFF: January 16, 2017

PLAYING POSITION: Infielder

MLB COACHING CAREER: First Base Coach, San Diego Padres (2017)

COACHING CAREER

- Johnny Washington enters his second season with the Padres organization and first as the first base coach, serving as hitting coach for Double-A San Antonio in 2016.
- Prior to joining San Diego he spent the previous eight seasons in the Los Angeles Dodgers organization, with the last seven in a coaching capacity.
- After serving three seasons (2009-11) as hitting coach with Ogden, Washington served as a coach at Camelback Ranch in 2012 and as hitting coach for Single-A Rancho Cucamonga in 2013...in 2014 he served as hitting coach for Single-A Great Lakes... served the 2015 season as hitting coach for Triple-A Oklahoma City.

PLAYING CAREER

- Originally signed by the Texas Rangers as a 27th-round selection in the 2003 First-Year Player Draft out of Mount San Jacinto (CA) Junior College.
- Enjoyed a seven-year professional career as an infielder in the Texas Rangers (2003-06) and Dodgers (2008-09) organizations, in addition to three seasons of independent league baseball...retired as a player early in the 2009 season and immediately joined the coaching ranks as hitting coach for Rookie-Level Ogden.

PERSONAL

- Originally from Compton, Calif., he and his wife, Patrice, have three children, Jaya and twins Jayce and Jaymie.

JOHNNY WASHINGTON'S CAREER BATTING RECORD

YEAR	CLUB	AVG.	G	AB	R	H	2B	3B	HR	RBI	BB	SO	SB
2003	Rangers (R)	.222	21	63	11	14	2	0	1	8	9	15	4
2004	Rangers (R)	.219	12	32	7	7	1	0	0	3	8	13	2
	Bakersfield	.083	4	12	1	1	0	0	0	3	1	5	0
	Spokane	.100	10	20	2	2	1	0	0	0	2	8	0
	Clinton	.194	31	98	7	19	3	0	1	5	13	37	3
2006	Spokane	.167	6	18	2	3	1	0	0	2	0	7	1
	Bakersfield	.139	16	36	3	5	2	0	0	0	2	11	0
2007	South Georgia	.246	89	260	55	64	9	2	3	43	66	72	18
2008	Florence	.186	20	59	12	11	1	0	1	7	17	14	1
2009	Inland Empire	.286	2	7	1	2	0	0	0	0	0	0	0
	Joliet	.286	6	14	3	4	2	0	0	0	2	4	0
	River City	.118	5	17	1	2	1	0	0	3	1	5	1
Minor League Totals		.185	102	286	34	53	10	0	2	21	35	96	10
Independent Totals		.231	120	350	71	81	13	4	4	53	86	95	20



ALAN ZINTER

HITTING COACH

22

ZINTER

BORN: May 19, 1968 in El Paso, TX**OPENING DAY AGE:** 48**RESIDENCE:** Gilbert, AZ**NAMED TO STAFF:** December 2, 2015**PLAYING POSITION:** Infielder**MLB COACHING CAREER:** Assistant Hitting Coach, Houston Astros (2015), Hitting Coach, San Diego Padres (2016-present)

COACHING CAREER

- Enters his second season with the Padres organization as hitting coach after serving as assistant hitting coach in his Major League coaching debut for the Houston Astros in 2015.
- Prior to joining the Astros in 2015, served as Cleveland's minor league hitting coordinator from 2012-14.
- From 2008-11 before joining Cleveland, served as a hitting coach in the Arizona Diamondbacks minor league system.

PLAYING CAREER

- Originally signed with the New York Mets as a first-round selection (24th overall) in the 1989 Draft.
- Played parts of two Major League seasons with the Astros (2002) and Diamondbacks (2004), and spent a total of 19 seasons in the minor leagues, four with Houston.
- As a player, he had to wait more than a decade to make his Major League debut on June 18, 2002 at Milwaukee for Houston, and would later hit his first home run and collect his first Major League hit as a pinch-hitter for the Astros on July 1, 2002, in his sixth at-bat as a Major leaguer and 4,706th as a professional.
- Over 18 minor league seasons, hit .258 with 250 home runs and 931 RBI in 1,728 games in the Mets (1989-93), Detroit Tigers (1994-95), Boston Red Sox (1996), Seattle Mariners (1997), Chicago Cubs (1998-2000), Diamondbacks (2000, 2004-05) and Astros (2001-03, 2006) organizations.
- Played part of the 1999 season in Japan for the Seibu Lions as well as his final professional season in 2007 in the Independent Leagues.

PERSONAL

- Full name is **Alan Michael Zinter**...he and his wife, Yvonne, reside in Gilbert, Ariz., with their son Michael and daughter Franklynn.
- Played collegiately at the University of Arizona, where he earned All-American honors as a junior.
- He was also a member of Team USA in 1988.

ALAN ZINTER'S CAREER BATTING RECORD

YEAR	CLUB	AVG.	G	AB	R	H	2B	3B	HR	RBI	BB	SO	SB
1989	Pittsfield	.366	12	41	11	15	2	1	2	12	12	4	0
	St. Lucie	.239	48	159	17	38	10	0	3	32	18	31	0
1990	St. Lucie	.291	98	333	63	97	19	6	7	63	54	70	8
	Jackson	.200	6	20	2	4	1	0	0	1	3	11	1
1991	Williamsport	.220	124	422	44	93	13	6	9	54	59	106	3
1992	Binghamton	.223	128	431	63	96	13	5	16	50	70	117	0
1993	Binghamton	.262	134	432	68	113	24	4	24	87	90	105	1
1994	Toledo	.238	134	471	66	112	29	5	21	58	69	185	13
1995	Toledo	.222	101	334	42	74	15	4	13	48	36	102	4
1996	Pawtucket	.269	108	357	78	96	19	5	26	69	58	123	5
1997	Tacoma	.287	110	404	69	116	19	4	20	70	64	113	3
1998	Iowa	.310	129	419	82	130	23	1	23	81	75	116	3
1999	Iowa	.255	14	51	7	13	2	0	3	8	5	13	0
	Seibu (Japan)	.202	61	173	20	35	8	0	8	28	35	59	2
2000	Iowa	.227	90	233	27	53	12	2	14	35	39	78	0
	Tucson	.361	11	36	9	13	5	1	1	5	8	8	0
2001	New Orleans	.265	104	332	58	88	16	0	19	65	33	85	1
2002	New Orleans	.231	63	225	30	52	14	0	11	39	22	64	2
	HOUSTON	.136	39	44	5	6	2	0	2	3	0	19	0
2003	New Orleans	.254	114	342	48	87	17	0	17	57	36	77	1
2004	Tucson	.335	54	179	28	60	12	2	7	39	24	33	0
	ARIZONA	.206	28	34	2	7	2	0	1	6	5	15	0
2005	Tucson	.216	47	111	9	24	4	1	2	14	12	30	0
2006	Round Rock	.259	99	212	41	55	11	2	12	44	35	63	1
2007	Somerseset (Ind.)	.261	93	299	51	78	18	0	13	43	43	75	0
Major League Totals		.167	67	78	7	13	4	0	3	9	5	34	0
Minor League Totals		.258	1728	5544	862	1429	280	49	250	931	822	1534	46
Independent Totals		.261	93	299	51	78	18	0	13	43	43	75	0



BASEBALL SUPPORT STAFF



MARK ROGOW

HEAD ATHLETIC TRAINER

- Mark Rogow enters his second season with the Padres.
- Joined the Padres after five years with the United States Department of Defense, serving as Sports Medicine Program Manager for Naval Special Warfare - Group One (Navy SEALs) in Coronado, Calif...in his previous position he oversaw the clinic operation that was responsible for providing musculoskeletal care and rehabilitation for over 1,800 personnel
- Prior to working for the Department of Defense spent 20 years working in professional baseball, most recently as the Minor League Athletic Training and Medical Coordinator for the New York Mets for five seasons (2006-10)...prior to the Mets, served with the Pittsburgh Pirates organization from 1991-2005 in various capacities...served with Pittsburgh's Major League Club as assistant athletic trainer and assistant strength and conditioning coordinator for five seasons (2001-05) after serving as minor league athletic training/rehab/strength and conditioning coordinator in Pittsburgh's organization for four seasons (1997-2000)...also served as athletic trainer for the Honolulu Sharks (1996), Carolina Mudcats (1995-96), Bradenton Pirates (1992-95) and Chandler Diamondbacks (1994).
- Graduated with honors from the University of Florida with a Bachelor of Science in Exercise and Sport Sciences in 1991...earned his certification in massage therapy from the Florida School of Massage in 1991.
- Is Athletic Trainer Certified (ATC) with the National Athletic Trainers' Association as well as a Certified Strength and Conditioning Specialist (CSCS) with the National Strength and Conditioning Association.
- Resides in Carlsbad, Calif with his wife, Cheryl, and their three children, Spencer, Preston and Hayden.



BRETT MCCABE

STRENGTH AND CONDITIONING COACH

- Brett McCabe enters his fifth season as the Padres' strength and conditioning coach... named to the post on December 11, 2012.
- Joined the Padres after seven seasons with the Arizona Diamondbacks organization, where, as the minor league strength and conditioning coordinator, he was responsible for overseeing the strength and conditioning programs for the organization's affiliates.
- Served three seasons as a strength and conditioning coach in the Blue Jays system from 2003-05... worked at Double-A New Haven in 2003 before taking over at Triple-A Syracuse from 2004-05.
- Earned a bachelor's of science degree in movement science at Grand Valley State University (Mich.) in 2002...is a licensed massage therapist, registered strength and conditioning coach and certified strength and conditioning specialist.
- He and his wife, Krystle, reside in San Diego, Calif.



PAUL NAVARRO

ASSISTANT ATHLETIC TRAINER

- Paul Navarro is in his 12th full season as the Padres' assistant athletic trainer.
- Filled in with the Major League club in the latter part of the 2005 campaign...first joined San Diego's system in 2000.
- Served as the athletic trainer for the Padres' Single-A Fort Wayne (2004-05), Rookie-level Idaho Falls (2001-03) and Rookie-level Peoria (2000) affiliates.
- Earned a bachelor's degree in athletic training from the University of La Verne in 1994...is a Certified Strength and Conditioning Specialist (CSCS) and Athletic Trainer Certified (ATC).
- Born January 8, 1973, Navarro and his wife, Rosalie, make their offseason home in Chino Hills, Calif...they have three sons, Paul, Colin and Cade.



WILL SINON

ASSISTANT ATHLETIC TRAINER

- Will Sinon enters his 20th season with the Padres organization and his third season with the Major League team after joining the squad in 2015...served the previous nine seasons with Single-A Lake Elsinore as athletic trainer.
- Earned California League Trainer of the Year honors for the 2008 campaign.
- Spent the 2006 season as athletic trainer at Triple-A Portland...served in the same capacity for Double-A Mobile from 2003-05, earning Southern League Trainer of the Year honors in 2003.
- Joined the Padres organization in 1998 as athletic trainer at Rookie-level Peoria and held that position through the 1999 season...also athletic trainer for the Pioneer League Champion Idaho Falls club in 2000 and Single-A Fort Wayne from 2001-02.
- Is a Certified Athletic Trainer and Certified Strength and Conditioning Specialist (CSCS)...earned his Bachelors of Science degree from the University of La Verne.
- Sinon and his wife, Amy, daughter, Emily, and son, Matthew, reside in Ladera Ranch, Calif.

BASEBALL SUPPORT STAFF



JUSTIN HATCHER

48

BULLPEN CATCHER/INSTRUCTOR

- Justin Hatcher is in his 10th season as a Padres bullpen catcher.
- Signed by the Padres as a minor league free agent on August 15, 2006...originally signed by the Texas Rangers as a 25th-round selection in the 2003 First-Year Player Draft.
- Compiled a .262 average in 258 minor league games as a catcher over parts of five seasons in the Rangers (2003-06) and Padres (2006-07) organizations.
- A native of Fort Worth, Tex., he attended Texas Christian University.
- Born May 12, 1980, Hatcher and his wife, Lori, reside in Aledo, Tex., with their daughter, Savannah, and son, Gage.



GRIFFIN BENEDICT

81

BULLPEN CATCHER

- Griffin Benedict is in his seventh season as a Padres bullpen catcher.
- Joined the Major League staff during Spring Training of 2011.
- A minor league catcher, he was signed by the Padres as a 16th-round selection in the 2009 First-Year Player Draft.
- Over parts of two minor league seasons between Short-A Eugene, Single-A Fort Wayne and Triple-A Portland, he compiled a .240 batting average in 98 games.
- Resides in Dunwoody, Ga.



BRIAN PRILAMAN

DIRECTOR, TEAM TRAVEL

- The 2017 season marks Brian Prilaman's 47th season with the Padres organization and his 20th handling team travel responsibilities...was also in charge of the Padres home clubhouse as well as equipment in addition to his duties as director of team travel from 1998-2015... Prilaman joined the Padres in 1971 as a batboy.
- Served as San Diego's visiting clubhouse manager from 1977-85 before moving over to the home clubhouse in 1985.
- Named recipient of the 2011 Donald Davidson Award, recognizing the Traveling Secretary of the Year as voted by his peers....also received the 2008 Pete Sheehy Clubhouse Manager Award, as voted by his peers.
- Graduated from Morse High School in San Diego and attended San Diego City College.
- Prilaman and his wife, Karen, reside in San Diego and have a daughter, Jennifer, and a son, Chris.



SUPPORT STAFF

BASEBALL SUPPORT STAFF



SPENCER DALLIN

MANAGER, EQUIPMENT & CLUBHOUSE

- Spencer Dallin enters his 23rd season with the Padres organization and his second season as the Major League equipment & clubhouse manager after serving the previous 13 seasons as assistant to the equipment manager from 2003-15.
- Joined the Padres organization in 1995 with Rancho Cucamonga, serving there for two seasons before moving to Idaho Falls in 1997...served with the visiting clubhouse at Qualcomm Stadium from 1998-2001 before moving over to Triple-A Portland in 2002 and to the Padres home clubhouse in 2003...has worked three Major League All-Star Games (2011, 2015 and 2016), including leading the clubhouse operations for the American League team at Petco Park for last season's Midsummer classic
- A native of Rialto, Calif, Dallin now resides in San Diego, Calif.



TONY PETRICCA

ASSISTANT EQUIPMENT MANAGER/UMPIRE ROOM ATTENDANT

- Tony Petricca enters his 27th season with the Padres organization...started with the Padres in 1990 as assistant equipment manager.
- Has also worked for the San Diego Chargers as assistant equipment manager from 1983-1990, and currently assists with the San Diego Gulls who he also worked for from 1991-95.
- Graduated from the University of San Diego in 1988 with a degree in business administration.
- Resides in Lakeside, Calif. with his three sons, Vincent, Giovanni and Dominic.



PHILIP KERR

MASSAGE THERAPIST

- Philip Kerr is in his 10th full season as the Padres massage therapist...worked several home games during the 2006 season and took over the position full-time in June 2007.
- Attended the International Professional School of Bodywork (IPSB)...logged more than 1,000 hours of massage training, working at the school's massage therapy center.
- Is a nationally-certified holistic health practitioner and a member of the American Massage Therapy Association (AMTA).
- Kerr and his wife, Gabrielle, reside in San Diego with their son, Waylon, and daughter, Lucinda.



MIKE TOMPKINS

VIDEO COORDINATOR

- Mike Tompkins is in his 22nd season with the Padres and his 16th as the club's video coordinator.
- Joined the Padres in 1996 as the assistant video coordinator and assumed his current position in 2001...is in charge of all aspects of the team's video production, including digital video indexing, scouting videos utilized by both players and coaches, and player footage archives.
- A native of San Diego, he is a graduate of Kearny High School and San Diego State University, where he received bachelor's degrees in Spanish, as well as telecommunications and film.
- Tompkins is married and has two sons.



James Bigler
Clubhouse Attendant



Josh Vernetti
Clubhouse Attendant



CATHERINE M. ROBERTSON, MD

BOARD-CERTIFIED ORTHOPEDIC SURGEON

- Dr. Robertson is the Padres head team physician.
- Is a board-certified orthopedic surgeon who specializes in treating injuries of the shoulder, knee and hip using minimally invasive techniques for restoring joint function and to treat complex ligament, tendon, cartilage and meniscus injuries.
- Completed her residency training at UC San Diego School of Medicine and her fellowship training in sports medicine and shoulder surgery at the Hospital for Special Surgery in New York City.
- In 2013, Dr. Robertson was named associate team physician for the San Diego Chargers. She is also team physician for the San Diego Sea Lions women's professional soccer team and UC San Diego Tritons, as well as the lead physician for the partnership between UC San Diego Health and the US Olympic Committee.



KENNETH S. TAYLOR, MD

BOARD CERTIFIED IN FAMILY MEDICINE

- Dr. Taylor is a Padres team physician, serving as the lead primary care physician for the club.
- Is a board-certified family medicine doctor who specializes in sports medicine. His expertise includes diagnosing, treating and preventing athletic injuries. Dr. Taylor has a special interest in using musculoskeletal ultrasound to perform diagnostic and therapeutic treatments.
- Dr. Taylor completed a fellowship and residency at UC San Diego School of Medicine, where he also earned his medical degree.
- He is a co-team physician for the San Diego Sockers and the head team physician for UC San Diego intercollegiate and club athletics. Dr. Taylor also serves as the medical director for the International Surfing Association.



MATTHEW MEUNIER, MD

BOARD-CERTIFIED ORTHOPEDIC SURGEON

- Dr. Meunier is a Padres associate team physician.
- Is a board-certified orthopedic surgeon specializing in hand, upper extremity and microvascular surgery. He holds a Certificate of Added Qualification in Hand Surgery and specializes in managing unique injuries and disorders of the hand, elbow and shoulder.
- Dr. Meunier completed his orthopedic surgery residency at the Hospital for Special Surgery in New York City, and his fellowship training in hand surgery at Washington University in St. Louis.
- Has served as a consultant physician for the San Diego Chargers.



DANIEL SLATER, MD

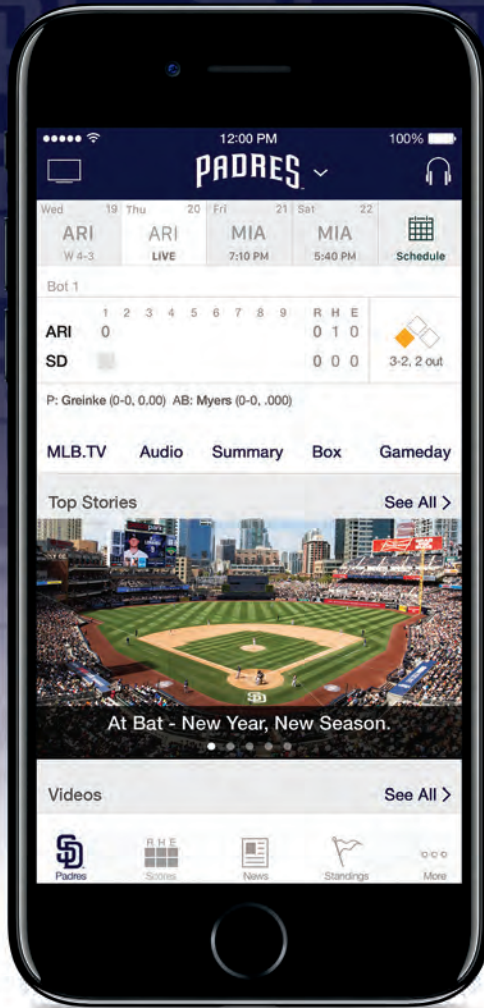
BOARD CERTIFIED IN FAMILY MEDICINE

- Dr. Slater is a Padres associate team physician.
- Is board certified in both family medicine and integrative medicine, and is a fellow of the American Academy of Family Physicians (FAAFP).
- Dr. Slater completed a fellowship in integrative medicine at the University of Arizona and a residency in family medicine at UCLA Medical Center, Santa Monica. He earned his medical degree from UC San Diego School of Medicine.
- A professor in the Department of Family Medicine and Public Health, Dr. Slater trains medical students and residents at UC San Diego School of Medicine.

UC SAN DIEGO HEALTH

As San Diego's only academic medical center, UC San Diego Health is the region's premier destination for patients requiring complex, multidisciplinary care. UC San Diego Health is currently ranked the No. 1 health system in San Diego and holds national rankings in eight adult medical and surgical specialties from U.S. News & World Report's 2016-17 Best Hospitals issue. The ability to deliver this caliber of quality, specialized care is a testament to both the academic health care model and to the talents and dedication of UC San Diego Health physicians, who are faculty members at UC San Diego School of Medicine and often leaders in research complementary to their clinical specialty areas.

The multidisciplinary UC San Diego Health team caring for the Padres also includes many other specialists and staff in orthopedic surgery, family and sports medicine, emergency medicine, neurology, psychiatry, internal medicine, cardiology, gastroenterology, nephrology, endocrinology, general surgery, otolaryngology, urology, ophthalmology, radiology, anesthesia, sleep medicine, infectious diseases, hyperbaric medicine, dentistry and more.



The #1 App for Live Padres Baseball



At Bat®





2017 SAN DIEGO PADRES

CARLOS ASUAJE

INFIELDER



BATS/THROWS: L/R

OPENING DAY AGE: 25

BORN: November 2, 1991 in Barquisimeto, Venezuela

RESIDENCE: Weston, FL

ACQUIRED: From BOS along with OF Manuel Margot, INF Javier Guerra and LHP Logan Allen in exchange for RHP Craig Kimbrel: November 13, 2015

CONTRACT STATUS: Signed through 2017

HEIGHT/WEIGHT: 5-9/158

SERVICE TIME: 0.012

CAREER

2016: Spent the majority of the season with Triple-A El Paso, earning 2016 Pacific Coast League Rookie of the Year honors while also making his Major League debut for San Diego.

- Received his first career call-up on 9/21 from Triple-A El Paso and played in seven games, including six starts, all at second base.
- Made his Major League debut on 9/21 in the seventh inning as a pinch hitter and made his first Major League start the next day on 9/22 at second base.
- Hit safely in three of his seven games played, including multi-hit performances on 9/23 vs. SF and 9/29 vs. LAD... also hit .400 (4-for-10) with two doubles and two RBI with runners on base after his call-up.
- Named the 2016 Pacific Coast League Rookie of the Year after leading all Triple-A players with 172 hits and ranking tied for first with teammate Manuel Margot in runs scored (98) while hitting .321 (172-for-535) in 134 games.
- In nine postseason games for El Paso he hit .257 (9-for-35) with one double, one home run, eight RBI and three runs scored to help the Chihuahuas capture their first ever PCL title.

QUICK HIT

- **First MLB Hit:** September 23, 2016 vs. San Francisco, double off of Albert Suárez

2015: Spent the entire campaign with Double-A Portland, hitting .251 (124-for-495) with 23 doubles, seven triples, eight home runs, 61 RBI and 60 runs scored in 131 games.

- Named an Eastern League Mid-Season All-Star for the Sea Dogs...enjoyed a nice start to the season, hitting .260 (44-for-169) with 11 doubles, two triples, three home runs, 25 RBI and 29 runs scored over April and May to start 2015.
- Played in the Arizona Fall League following the season, hitting .329 (24-for-73) with four extra-base hits and seven RBI in 18 games for the Scottsdale Scorpions...named to the Arizona Fall League's top prospect team, finishing with the eighth-best average in the AFL...acquired by the Padres on November 13 as part of a five-player trade while playing in the AFL.

2014: In his first full professional season, hit a combined .310 (149-for-480) with 38 doubles, 12 triples, 15 home runs, 101 RBI and 86 runs scored to go along with a .393 OBP and .533 SLG in 129 total games between Single-A Greenville and Single-A Salem.

- Following the season, named a MiLB.com Organization All-Star for the Red Sox...also named a South Atlantic League Mid-Season and Post-Season All-Star for Single-A Greenville.
- Began the year with and spent the majority of the season with Single-A Greenville, hitting .305 (99-for-325) with 24 doubles, 10 triples, 11 home runs, 73 RBI and 59 runs scored in 90 games total for the Drive.
- Finished the season ranked among South Atlantic League leaders in slugging (.542, 1st), OPS (.933, 1st), triples (10, T1st), on-base percentage (.391, 3rd) and average (.305, 10th).
- Led all Red Sox minor leaguers in triples, extra-base hits, slugging and RBI.

2013: After signing with the Red Sox as an 11th-round selection in the First-Year Player Draft, made his professional debut with Single-A Lowell, hitting .269 with 14 extra-base hits, 20 RBI and 19 runs scored in 52 games.

- Reached base safely in 20 consecutive games from 8/15 through the end of the season, hitting .325 (25-for-77) over that span.

PERSONAL

Carlos A. Asuaje...attended Nova Southeastern University...at Nova Southeastern earned 2011 Sunshine State Conference Freshman of the Year honors in 2011 and named Co-Sunshine State Conference Player of the Year honors in 2012...following the 2012 season, was named an All-Star in the Cape Cod League...during his junior campaign in 2013 at Nova Southeastern he struck out only 13 times in 178 at-bats...graduated from St. Thomas Aquinas (FL) High School ...originally signed by Red Sox scout Willie Romay.

CARLOS ASUAJE'S CAREER BATTING RECORD

YR	CLUB	AVG	G	AB	R	H	2B	3B	HR	RBI	SH	SF	HP	BB	SO	SB	CS	OBP	SLG	E
2013	Lowell (A)	.269	52	171	19	46	12	1	1	20	2	3	1	27	33	4	3	.366	.368	7
2014	Greenville (A)	.305	90	325	59	99	24	10+	11	73	2	6	9	41	56	7	4	.391	.542*	5
	Salem (A)	.323	39	155	27	50	14	2	4	28	0	1	2	18	34	1	3	.398	.516	2
2015	Portland (AA)	.251	131	495	60	124	23	7	8	61	10	2	7	56	88	9	6	.334	.374	15
2016	El Paso (AAA)	.321	134	535	98+	172*	32	11	9	69	5	5	3	49	82	10	5	.378	.473	12
	SAN DIEGO	.208	7	24	2	5	2	0	0	2	0	0	0	1	4	0	0	.240	.292	1
Major League Totals		.208	7	24	2	5	2	0	0	2	0	0	0	1	4	0	0	.240	.292	1
Minor League Totals		.292	446	1681	263	491	105	31	33	251	19	17	22	191	293	31	21	.368	.450	41

*Led league +Tied for league lead @Rehab assignment

CAREER FIELDING

POSITION	PCT.	G	PO	A	E	TC	DP
Second Base	.971	6	14	19	1	34	3

SINGLE-GAME HIGHS

HITTING STREAK.....Two games, September 29 - October 1, 2016
 HITS2, twice, last September 29, 2016 at Arizona
 DOUBLES2, September 23, 2016 vs. San Francisco
 RBI.....1, twice, last October 1, 2016 at Arizona
 RUNS SCORED2, September 23, 2016 vs. San Francisco
 WALKS1, September 27, 2016 vs. Los Angeles (NL)
 STRIKEOUTS.....2, September 27, 2016 vs. Los Angeles (NL)
 CAREER WALK-OFF HITS.....None

CAREER TRANSACTIONS

2013.....Signed by the Boston Red Sox as an 11th-round selection in the 2013 First-Year Player Draft.
 2015.....Acquired by the San Diego Padres along with OF Manuel Margot, INF Javier Guerra and LHP Logan Allen from the Boston Red Sox in exchange for RHP Craig Kimbrel, November 13.

**ERICK AYBAR****INFIELDER****BATS/THROWS:** S/R**OPENING DAY AGE:** 33**BORN:** January 14, 1986 in Bani, Dominican Republic**RESIDENCE:** Bani, Dominican Republic**ACQUIRED:** Signed as a minor league free agent: February 7, 2017.**CONTRACT STATUS:** Signed through 2017**HEIGHT/WEIGHT:** 5-10/195**SERVICE TIME:** 10.086**NON-ROSTER INVITEE****CAREER**

2016: Began the season with Atlanta before being traded mid-season to Detroit, hitting a combined .243 (101-for-415) in 126 games with 34 RBI and 34 runs scored.

- Recorded a 14-game hitting streak, tied for the third-longest of his career, hitting .385 (20-for-52) in that time.
- Missed some time with Atlanta while on the 15-day disabled list from 5/28 - 6/12 with a right foot contusion...started a rehab assignment with Triple-A Gwinnett on 6/3.

2015: Played the entire season with Los Angeles (AL), batting .270 (161-for-597) with 30 doubles, 44 RBI and 74 runs scored in a career-high tying 156 games.

2014: Named to his first All-Star roster for Los Angeles (AL), recording career highs in hits (164), RBI (68), runs scored (77) and walks (36) in a career-high tying 156 games

- Hit .455 (5-for-11) in three games in the Angels' American League Division Series loss to KC.
- Recorded a career-long 17-game hitting streak from 8/16 - 9/2, hitting .444 (28-for-63) with three doubles, six RBI and 12 runs scored over that span.
- Rated as the Best Bunter and Best Hit and Run Artist in the American League by *Baseball America*.

2013: Spent the entire campaign with Los Angeles (AL), appearing in 138 games while hitting .271 (149-for-550) with 44 extra-base hits, 54 RBI and 68 runs scored.

- Rated as the Best Hit and Run Artist in the American League by *Baseball America*.
- Spent some time on the 15-day disabled list due to a bruised left heel from 4/13 - 30...played a one-game rehab assignment with Triple-A Salt Lake on 4/29.

2012: Played the entire season with Los Angeles (AL), batting .290 (150-for-517) with 31 doubles, eight home runs and 20 stolen bases.

- Tabbed as the Best Bunter in the American League by *Baseball America*.
- Missed some time while on the 15-day disabled list from 7/27 - 8/6 with a fractured right toe.

2011: Earned the Rawlings Gold Glove Award at shortstop for the American League...his career-high-tying 102 double plays on the season were tied for first with Elvis Andrus in Major League Baseball.

- Spent most of the campaign with LAA, hitting .279 (155-for-556) in 143 games with career highs in home runs (10) and stolen bases (30)...his 30 stolen bases finished the season as the second-most among American League shortstops and tied for third with Jimmy Rollins among all Major League shortstops.
- Reached base safely (H, BB, HBP) in a career-long 36 consecutive games, hitting .352 (45-for-128) with 16 extra-base hits, 16 RBI, 23 runs scored, 13 walks and four stolen bases.
- Hit .308 (117-for-380) against right-handed pitchers with seven of his 10 home runs...hit .417 (5-for-12) with the bases loaded with 13 RBI.
- Named American League Co-Player of the Week for the stretch of 9/12 - 18.
- Missed some time while on the 15-day disabled list from 4/3 - 4/20 with a strained left oblique...played one rehab game with Triple-A Salt Lake on 4/18.

2010: Spent the entire season with Los Angeles (AL), hitting .253 (135-for-534) in 138 games with 69 runs scored and 22 stolen bases.

- Recorded a season-long 10-game hitting streak from 6/27 - 7/7, hitting .372 (16-for-43) in that time.

2009: Played the entire campaign with Los Angeles (AL), batting a career-high .312 (157-for-504) in 137 games with 37 extra-base hits, 58 RBI, 70 runs scored and 14 stolen bases...his nine triples on the year were a career high.

- Appeared in nine postseason games, helping LAA take the American League Division Series over Boston before falling to New York (AL) in the Championship Series...combined to hit .290 (9-for-31) with two doubles, one triple, three RBI, four runs scored and three stolen bases.
- Hit .305 (104-for-341) against right-handed pitchers and .325 (53-for-163) against left-handers.

QUICK HIT

- 2011 Rawlings Gold Glove Award at Short-Stop in the American League
- 2014 American League All-Star
- First MLB Hit:** May 20, 2006 at Los Angeles, single off of Brett Tomko.
- First MLB HR:** September 25, 2007 at Texas, solo home run off of A.J. Murray.

2008: Spent most of the season with Los Angeles (AL), appearing in 98 games while batting .279 (96-for-346) with 39 RBI and 53 runs scored.

- Missed some time while on the 15-day disabled list with a dislocated right pinkie finger from 5/21 - 6/18...began a rehab assignment with Single-A Rancho Cucamonga on 6/15, going 4-for-10 (.500) in three games with three RBI and two runs scored.

2007: Recorded his first career Major League home run on 9/25 at TEX, a solo shot off of A.J. Murray.

- Played the majority of the season with LAA, hitting .237 (46-for-194) in 79 games with 19 RBI.
- Missed some time while on the 15-day disabled list for a right hand contusion from 7/2 - 8/6 and a strained left hamstring from 8/20 - 9/5...had two rehab assignments with Single-A Rancho Cucamonga and Triple-A Salt Lake, hitting a combined .353 (6-for-17) in five games with five stolen bases.

2006: Made his Major League debut with LAA on 5/16 vs. TOR...recorded his first career Major League hit on 5/20 at LAD, a single to right field off of Brett Tomko.

- Played against his brother, Willy, in a three-game set at LAD where he collected his first career hit.
- Appeared in 34 games with LAA, hitting .250 (10-for-40) in 34 games with a double, a triple and two RBI.
- Spent the remainder of the season with Triple-A Salt Lake, hitting .283 (96-for-339) with 45 RBI, 63 runs scored and 32 stolen bases.
- Ranked as the third-best prospect in the Angels system for the third-straight year and the Best Hitter for Average, Best Defensive Infielder and Best Infield Arm by *Baseball America*.
- Named as the No. 15 prospect and Best Infield Arm in the Pacific Coast League...following the season, was ranked as the *Baseball America* No. 61 prospect.

2005: Earned Mid-Season and Post-Season All-Star honors and was a *Baseball America* Double-A All-Star for the Arkansas Travelers.

- Spent the entire season with Double-A Arkansas, posting a .303/.350/.445 mark in 134 games with 54 RBI, 101 runs scored and 49 stolen bases.
- Rated as the third-best prospect in the Angels system for the second-straight year.
- Named the second-best prospect in the Texas League and *Baseball America*'s No. 46 prospect following the season.
- Rated as the Best Defensive Infielder and Best Infield Arm in the Angels farm system for a second consecutive year.
- Tabbed as the Most Exciting Player in the Texas League.

2004: Earned California League Rookie of the Year for Rancho Cucamonga after leading the California League in hits (189) and stolen bases (51)...named to the California League Post-Season All-Star Team for Rancho Cucamonga.

- Played the entire season with Single-A Rancho Cucamonga, setting minor league career highs in games played (136), hits (189), home runs (14), RBI (65), runs (102) and stolen bases (51).
- Ranked as the third-best prospect, Best Defensive Infielder and Best Infield Arm in the Angels system.
- Rated as the third-best prospect in the California League and the No. 39 prospect by *Baseball America*.
- Named as the Best Defensive Short-Stop and Most Exciting Player in the California League.

2003: Spent the entire season with Single-A Cedar Rapids, batting .308 (153-for-496) in 125 games with 46 extra-base hits, 57 RBI, 83 runs scored and 32 stolen bases.

- Tabbed as the eighth-best prospect in the Angels organization after the season and the 15th-best prospect in the Midwest League.
- Following the season, was rated as the Best Defensive Infielder in the Angels organization after the season.

2002: Made his professional debut with Rookie-Level Provo Angels, hitting .326 (89-for-273) in 67 games with 25 extra-base hits, 64 runs and 15 stolen bases.

- Ranked by *Baseball America* as the Angels No. 21 prospect after the season and as the No. 12 prospect in the Pioneer League.

PERSONAL

Erick Johan Aybar...he and his wife, Nhachari have two daughters, Nhaieri and Eriahna, and one son, Eiren...member of the Dominican Republic championship team in the 2013 World Baseball Classic...recorded 30-or-more doubles in five straight seasons from 2011-15...was the first Angels shortstop to reach 30 stolen bases in a season (2011)...ranks in the Top 10 in Angels franchise history in games played (seventh, 1,220), hits (sixth, 1,223), doubles (sixth, 222), triples (third, 43) and stolen bases (sixth, 141)...brother of former Major League infielder Willy Aybar...originally signed by Angels scout Leo Perez.



ERICK AYBAR'S CAREER BATTING RECORD

YR	CLUB	AVG	G	AB	R	H	2B	3B	HR	RBI	SH	SF	HP	BB	SO	SB	CS	OBP	SLG	E
2002	Provo	.326	67	273	64	89	15	6	4	29	2	1	11	21	43	15	10	.395	.469	16
2003	Cedar Rapids (A)	.308	125	496	83	153	30	10	6	57	6	3	13	17	54	32	9	.346	.446	32
2004	Rancho Cucamonga (A)	.330	136	573	102	189	25	11	14	65	10	5	13	26	66	51	36	.370	.485	32
2005	Arkansas (AA)	.303	134	535	101	162	29	10	9	54	4	8	14	29	51	49	23	.350	.445	32
2006	Salt Lake City (AAA)	.283	81	339	63	96	20	3	6	45	1	4	3	21	36	32	18	.327	.413	22
2006	LOS ANGELES-AL	.250	34	40	5	10	1	1	0	2	0	0	0	0	8	1	0	.250	.325	4
2007	Salt Lake City (AAA) @	.333	3	12	2	4	0	0	0	2	0	0	0	0	2	2	1	.333	.333	0
2007	Rancho Cucamonga (A) @	.400	2	5	3	2	0	0	0	0	0	0	0	1	1	3	1	.500	.400	1
2007	LOS ANGELES-AL	.237	79	194	18	46	5	1	1	19	3	2	2	10	32	4	4	.279	.289	7
2008	Rancho Cucamonga (A)	.400	3	10	2	4	1	0	0	3	0	0	0	0	0	2	0	.400	.500	0
2008	LOS ANGELES-AL	.277	98	346	53	96	18	5	3	39	9	1	5	14	45	7	2	.314	.384	18
2009	LOS ANGELES-AL	.312	137	504	70	157	23	9	5	58	12	5	5	30	54	14	7	.353	.423	11
2010	LOS ANGELES-AL	.253	138	534	69	135	18	4	5	29	11	2	7	35	81	22	8	.306	.330	21
2011	Salt Lake City (AAA) @	.250	1	4	1	1	0	0	0	0	0	0	0	0	1	0	0	.250	.250	1
2011	LOS ANGELES-AL	.279	143	556	71	155	33	8	10	59	9	3	6	31	68	30	6	.322	.421	13
2012	LOS ANGELES-AL	.290	141	517	67	150	31	5	8	45	7	2	5	22	61	20	4	.324	.416	15
2013	Salt Lake City (AAA) @	.400	1	5	1	2	1	0	1	2	0	0	0	0	0	0	0	.400	1.200	0
2013	LOS ANGELES-AL	.271	138	550	68	149	33	5	6	54	8	5	3	23	59	12	7	.301	.382	15
2014	LOS ANGELES-AL	.278	156	589	77	164	30	4	7	68	3	8	5	36	62	16	9	.321	.379	10
2015	LOS ANGELES-AL	.270	156	597	74	161	30	1	3	44	7	5	4	25	73	15	6	.301	.338	17
2016	Gwinnett (AAA)	.172	7	29	3	5	1	0	0	2	0	0	0	2	2	2	0	.226	.207	1
2016	ATLANTA	.242	97	335	27	81	14	2	2	26	3	4	6	20	59	3	5	.293	.313	13
2016	DETROIT	.250	29	80	7	20	5	0	1	8	0	0	0	11	11	0	0	.341	.350	0
Minor League Totals		.310	560	2281	425	707	122	40	40	259	23	21	54	117	256	188	98	.355	.451	139
Major League Totals		.273	1346	4842	606	1324	241	45	51	451	72	37	48	257	613	144	58	.314	.373	144

*Led league +Tied for league lead @Rehab assignment

CAREER FIELDING

POSITION	PCT.	G	PO	A	E	TC	DP
Second Base	.978	55	63	118	4	185	27
Third Base	1.000	13	4	11	0	15	1
Short-Stop	.973	1238	1858	3120	140	5118	695
Outfield	1.000	8	5	0	0	5	0
Left Field	1.000	6	5	0	0	5	0
Right Field	N/A	2	0	0	0	0	0

SINGLE-GAME HIGHS

HITTING STREAK.....17 games, August 16 - September 2, 2014
 HITS.....5, July 3, 2015 at Texas
 DOUBLES.....2, twice, last September 28, 2013 at Texas
 RBI.....4, four times, last September 2, 2013 vs. Tampa Bay
 RUNS SCORED.....5, September 18, 2011 at Baltimore
 WALKS.....3, May 7, 2010 at Seattle
 STRIKEOUTS.....4, July 8, 2016 at Chicago (AL)
 CAREER WALK-OFF HITS.....4, last July 4, 2013 vs. St. Louis

CAREER TRANSACTIONS

2002.....Signed by the Los Angeles Angels as an international free agent, February 4.
 2015.....Acquired by the Atlanta Braves with LHP Sean Newcomb, RHP Chris Ellis and cash in exchange for INF Andrelton Simmons and C Jose Briceno, November 12.
 2016.....Acquired by the Detroit Tigers in exchange for INF Mike Aviles and C Kade Scivicque, August 16.
 2017.....Signed by the San Diego Padres as a minor league free agent: February 7.



BUDDY BAUMANN

LEFT-HANDED PITCHER

77

BAUMANN

BATS/THROWS: L/L

OPENING DAY AGE: 29

BORN: December 9, 1987 in Chicago, IL

RESIDENCE: Springfield, MO

ACQUIRED: Signed as a Major League free agent: December 21, 2015

CONTRACT STATUS: Signed through 2017

HEIGHT/WEIGHT: 5-11/198

SERVICE TIME: 0.125

CAREER

2016: Spent the majority of the season with Triple-A El Paso while also making his Major League Debut for the Padres, working in 11 games total and going 1-0 with a 3.72 ERA (4 ER, 9.2 IP), with 10 strikeouts against four walks over four stints with San Diego

- Received his first career call-up on 7/15 and made his Major League debut on 7/16 vs. SF, recording one out on one pitch before being optioned back to El Paso the next day on 7/17.
- His other stints with San Diego came from 7/27-8/12, 8/26-8/28 and 9/21 through the end of the season.
- Earned his first career win on 8/6 vs. PHI, working 1.2 scoreless innings, retiring all five batters faced.
- Began the season on the 15-day disabled list with a lower back strain...transferred to the 60-day on 4/20...made his season debut with El Paso on 6/3 on a rehab assignment...reinstated from the 60-day and optioned to El Paso on 7/1.

QUICK HIT

- MLB Debut: July 16, 2016 vs. SF
- First MLB WIN: August 6, 2016 vs. PHI

2015: Spent the entire season with Triple-A Omaha, going 3-4 with a 3.04 ERA (26 ER, 77.0 IP) and 84 strikeouts against 25 walks in 34 appearances, six starts.

- In his 28 relief outings for Omaha he went 3-1 with a 2.20 ERA (14 ER, 57.1 IP) and 60 strikeouts against 19 walks...in his six starts, went 0-3 with a 5.49 ERA (12 ER, 19.2 IP).
- Pitched in the Venezuelan Winter League following the season.

2014: In his second campaign with Triple-A Omaha, posted a 2-4 record with a 3.19 ERA (32 ER, 90.1 IP) and 68 strikeouts against 31 walks over 40 appearances, 11 starts.

- In his 29 relief outings for Omaha he went 1-1 with a 1.62 ERA (8 ER, 44.1 IP) and 33 strikeouts against 17 walks...over his 11 starts, went 1-3 with a 4.70 ERA (24 ER, 46.0 IP) and 35 strikeouts against 14 walks.
- Allowed just five earned runs in his first 22 outings for a 1.22 ERA (5 ER, 37.0 IP) through 6/17.
- Made three appearances in the Triple-A postseason, going 1-0 with a save and a 1.93 ERA (2 ER, 9.1 IP)...recorded the win in the series-clinching game against Memphis...also tossed 3.1 scoreless innings to earn a save in Game Four of the Pacific Coast League Championship.

2013: Worked the entire season exclusively in relief, spending the majority of the season with Triple-A Omaha.

- Went a combined 3-0 with a 2.55 ERA (15 ER, 53.0 IP) and 72 strikeouts against 25 walks while holding opponents to a .248 average over 32 relief appearances between Triple-A Omaha and Double-A Northwest Arkansas.
- Missed time in April during a stint on the seven-day disabled list.

2012: Spent the entire campaign with Double-A Northwest Arkansas, working exclusively in relief and going 3-2 with a 4.12 ERA (27 ER, 59.0 IP) and 58 strikeouts against 33 walks over 32 relief appearances.

- Missed time towards the end of the season with a stint on the seven-day disabled list.

2011: Named a Texas League Mid-Season All-Star in his first campaign with Double-A Northwest Arkansas, going 4-3 with a 4.29 ERA (34 ER, 71.1 IP) and 68 strikeouts against 28 walks in 25 games, nine starts.

- Over his nine starts, he went 3-0 with a 3.05 ERA (13 ER, 38.1 IP) and 35 strikeouts against 15 walks while holding opponents to a .214 average...over his 16 relief appearances, went 1-3 with a 5.73 ERA (21 ER, 33.0 IP).
- Missed time in August with a stint on the seven-day disabled list...made two rehab starts in rookie ball before returning.

2010: In his first full professional season, spent the entire season with Single-A Wilmington, going 4-2 with a 2.24 ERA (25 ER, 100.1 IP) and 113 strikeouts against 36 walks and a .212 opponents average in 31 games, 14 starts.

- Finished with the fourth-most strikeouts of any pitcher in the Carolina League.

2009: Made his professional debut with Rookie-Level Burlington by making three relief appearances.

PERSONAL

George Charles Baumann IV...married to Sarah...attended Missouri State University where he was named Second Team All-America by Collegiate Baseball News and the ABCA as well as Missouri Valley Conference Pitcher of the Year in 2009...was a finalist for the College Baseball Foundation Pitcher of the Year and a semifinalist for the USA Baseball Golden Spikes Award in 2009...graduated from Logan-Rogersville (MO) High School in 2006 where he went 10-2 with a 1.43 ERA with 143 strikeouts in 78.0 innings to earn all-state honors during his senior year...originally signed by Royals' scouts Scott Melvin.



BUDDY BAUMANN'S CAREER PITCHING RECORD

YR	CLUB	W-L	ERA	G	GS	CG	SHO	SV	IP	H	R	ER	HR	HB	BB	SO	WP	BK	AVG
2009	Burlington (R)	0-0	1.80	3	0	0	0	0	5.0	4	3	1	1	0	0	5	3	0	.211
2010	Wilmington (A)	4-2	2.24	31	14	0	0	4	100.1	76	29	25	3	2	36	113	8	0	.212
2011	NW Arkansas (AA)	4-3	4.29	25	9	0	0	2	71.1	73	38	34	9	5	28	68	9	0	.264
	AZL Royals (R)@	0-1	3.86	2	2	0	0	0	4.2	3	3	2	0	1	1	9	0	0	.167
2012	NW Arkansas (AA)	3-2	4.12	32	0	0	0	2	59.0	47	31	27	7	3	33	58	4	0	.220
2013	Omaha (AAA)	3-0	2.76	30	0	0	0	1	49.0	49	15	15	5	1	23	66	2	0	.257
	NW (AA)	0-0	0.00	2	0	0	0	0	4.0	1	0	0	0	1	2	6	0	0	.091
2014	Omaha (AAA)	2-4	3.19	40	11	0	0	2	90.1	85	35	32	6	2	31	68	0	1	.252
2015	Omaha (AAA)	3-4	3.04	34	6	0	0	3	77.0	65	29	26	5	8	25	84	5	0	.224
2016	El Paso (AAA)	1-1	3.14	24	0	0	0	2	28.2	22	10	10	3	1	12	31	2	0	.214
	SAN DIEGO	1-0	3.72	11	0	0	0	0	9.2	7	4	4	0	1	4	10	0	0	.200
Major League Totals		1-0	3.72	11	0	0	0	0	9.2	7	4	4	0	1	4	10	0	0	.200
Minor League Totals		20-17	3.16	223	42	0	0	16	489.1	425	193	172	39	24	191	508	33	1	.234

*Led league +Tied for league lead @Rehab assignment

CAREER FIELDING

POSITION	PCT.	G	PO	A	E	TC	DP
Pitcher	---	11	0	1	0	0	0

SINGLE-GAME HIGHS

INNINGS PITCHED.....2.0 IP, July 29, 2016 vs. Cincinnati
 LOW-HIT COMPLETE GAME.....None
 STRIKEOUTS.....3, twice, last August 6, 2016 vs. Philadelphia
 MOST HITS ALLOWED.....3, August 12, 2016 at New York (NL)
 MOST RUNS ALLOWED.....3, August 12, 2016 at New York (NL)
 MOST WALKS ALLOWED.....3, July 29, 2016 vs. Cincinnati
 MOST HOME RUNS ALLOWED.....None
 CAREER WINNING STREAK.....None
 CAREER 10-STRIKEOUT GAMES.....None
 CAREER HOME RUNS HIT.....None

CAREER TRANSACTIONS

2009.....Signed by the Kansas City Royals as a seventh-round selection in the 2009 First-Year Player Draft.
 2015.....Signed by the San Diego Padres as a Major League free agent, December 21.



LOGAN BAWCOM

RIGHT-HANDED PITCHER

73

BAWCOM

BATS/THROWS: R/R

OPENING DAY AGE: 28

BORN: November 2, 1988 in Lubbock, TX

RESIDENCE: Dallas, TX

ACQUIRED: Signed as a minor league free agent: December 10, 2016

CONTRACT STATUS: Signed through 2017

HEIGHT/WEIGHT: 6-2/220

SERVICE TIME: 0.000

NON-ROSTER INVITEE

CAREER

2016: Split the season between Double-A Tulsa and Triple-A Oklahoma City, going 7-5 with a 1.93 ERA (21 ER, 98.0 IP) with 80 strikeouts against 33 walks while holding opponents to a .211 average in 36 appearances.

- Returned to the Dodgers' organization after being selected in the Triple-A phase of the 2015 Rule 5 Draft on December 10.
- Set career highs in various categories including: wins (seven), ERA (1.93) and innings pitched (98.0)
- Signed by the San Diego Padres as a minor league free agent on 12/10.

2015: Spent the entire season with Triple-A Tacoma, going 2-4 with a 4.64 ERA (39 ER, 75.2 IP) with 62 strikeouts against 31 walks over 45 appearances.

- Led Triple-A Tacoma in games played in 2015 with 45.

2014: Split the majority of the season between Single-A Everett and Triple-A Tacoma, going a combined 4-4 with a 4.72 ERA (25 ER, 47.2 IP) with 35 strikeouts against 27 walks over 42 appearances.

- Earned the Triple-A Tacoma Rainiers Community Service Award.
- Pitched in two games for Single-A Everett during a rehab assignment that saw him throw two scoreless innings while striking out three.

2013: Spent the entire season with Triple-A Tacoma, going 1-4 with a 2.91 ERA (21 ER, 65.0 IP) with 64 strikeouts against 24 walks over 51 appearances.

- Led all Mariners minor leaguers with 21 saves.
- Was named the 2013 Tacoma Rainiers Pitcher of the Year.

2012: Split the season between Single-A Rancho Cucamonga, Double-A Chattanooga and Double-A Jackson, going a combined 6-4 with a 2.00 ERA (14 ER, 63.0 IP) with 75 strikeouts against 37 walks over 51 appearances.

- Tied for eighth in the minor leagues with 26 saves.
- Acquired at the trade deadline by the Seattle Mariners along with OF Leon Landry from the LAD in exchange for RHP Brandon League.

2011: Split the season between Single-A Rancho Cucamonga and Single-A Great Lakes, going a combined 5-3 with a 3.09 ERA (23 ER, 67.0 IP), 84 strikeouts against 28 walks over 52 appearances in his second professional season.

- Led the Dodgers' minor league system with 27 combined saves between Single-A Great Lakes and Single-A Rancho Cucamonga

2010: Made his professional debut with Advanced Rookie-Level Ogden after signing as a 17th-round selection from the First-Year Player Draft.

- Appeared in 16 games, posting a 3-1 record with a 4.28 ERA (13 ER, 27.1 IP) and 29 strikeouts.

PERSONAL

Logan Ryan Bawcom...is a graduate of Greenwood High School (TX) where he was named first team All-District and first team All-State at shortstop as a senior...played two seasons at Midland Junior College (2008-09), earning first team All-Conference honors and named an NJCAA Distinguished All-American in 2009 before transferring to University of Texas at Arlington...originally signed by Dodgers' scout Rich Delucia.



LOGAN BAWCOM'S CAREER PITCHING RECORD

YR	CLUB	W-L	ERA	G	GS	CG	SHO	SV	IP	H	R	ER	HR	HB	BB	SO	WP	BK	AVG
2010	Ogden (R)	3-1	4.28	16	0	0	0	2	27.1	32	16	13	4	1	7	29	3	0	.294
2011	Rancho Cucamonga (A)1-2	3-74	2.78	21	0	0	0	13	21.2	17	10	9	2	1	12	28	0	0	.218
	Great Lakes (A)	4-1	2.78	31	0	0	0	14	45.1	33	18	14	2	1	16	56	4	0	.201
2012	Chattanooga (AA)	3-3	2.60	27	0	0	0	13	34.2	30	10	10	1	0	16	36	3	0	.236
	Rancho Cucamonga (A)1-1	0-64	1.88	12	0	0	0	7	14.0	4	1	1	0	0	6	24	1	0	.087
	Jackson (AA)	2-0	1.88	12	0	0	0	6	14.1	6	3	3	1	0	15	15	3	0	.128
2013	Tacoma (AAA)	1-4	2.91	51	0	0	0	21	65.0	56	24	21	4	1	24	64	5	0	.235
2014	Tacoma (AAA)	4-4	4.93	40	0	0	0	6	45.2	48	25	25	6	1	25	32	3	0	.287
	Everett (A)	0-0	0.00	2	0	0	0	1	2.0	0	0	0	0	0	2	3	0	0	.000
2015	Tacoma (AAA)	2-4	4.64	45	1	0	0	2	75.2	85	44	39	6	3	31	62	4	0	.281
2016	Oklahoma City (AAA)6-5	1-92	1.92	31	12	0	0	1	89.0	70	28	19	5	3	32	69	2	0	.216
	Tulsa (AA)	1-0	2.00	5	0	0	0	1	9.0	5	2	2	1	0	1	11	1	0	.156
Minor League Totals		28-25	3.16	293	13	0	0	87	443.2	386	181	156	32	11	187	429	29	0	.235

*Led league +Tied for league lead @Rehab assignment

CAREER TRANSACTIONS

2010.....Signed by the Los Angeles Dodgers as a 17th-round selection in the 2010 First-Year Player Draft.

2012.....Acquired by the Seattle Mariners along with OF Leon Landry in exchange for RHP Brandon League, July 30.

2015.....Selected by the Los Angeles Dodgers in the Triple-A phase of the Rule 5 Draft, December 10

2016.....Signed by the San Diego Padres as a minor league free agent, December 10.

@ChristianBeth27

CHRISTIAN BETHANCOURT 12

CATCHER



BATS/THROWS: R/R

OPENING DAY AGE: 25

BORN: September 2, 1991 in Panama City, Panama

RESIDENCE: Panama City, Panama

ACQUIRED: From ATL in exchange for RHP Casey Kelly and C Ricardo Rodriguez: December 10, 2015

CONTRACT STATUS: Signed through 2017

HEIGHT/WEIGHT: 6-2/213

SERVICE TIME: 2.014

BETHANCOURT

CAREER

2016: Made his second career Opening Day roster and set career-highs in nearly every category this season, including games played (73), runs (20), hits (44), doubles (nine), home runs (six), RBI (25) and walks (10).

- Appeared in 73 games in 2016 and made 44 starts total, including 35 at catcher, four in right field, three in left field and two as the designated hitter.
- Hit a solo home run in the Padres' 1-0 victory on 5/11 in the second game of a double-header against the Chicago Cubs at Wrigley Field to hand the Cubs their first back-to-back losses of the season...became just the third Padre to ever hit a home run in a 1-0 game at Wrigley Field, joining John Vander Wal (6/1/99) and Russell Branyan (6/16/07).
- Made his Major League pitching debut, as well as his debut in the infield on 5/31 at Seattle, playing 0.1 innings at second base and pitching 0.2 innings, also playing 3.0 innings in left field and 4.0 innings behind the plate...per STATS, became just the fifth player (going back to data available since 1913) to appear at catcher, pitcher, in the outfield and in the infield, with the other four players having played all nine positions in their respective games, including: Shane Halter for Detroit on 10/1/00, Scott Sheldon for Texas on 9/6/00, Cesar Tovar for Minnesota on 9/22/68 and Bert Campaneris for the Kansas City Athletics on 9/6/85.
- In the pinch this season he hit .444 (4-9) with two RBI.
- Hit .260 (27-for-104) at Petco Park in 37 games compared to a .191 (17-for-89) average in 36 games on the road.
- Placed on the 15-day DL on 8/31 with a left intercostal strain and missed the final 31 games of the season.

QUICK HIT

- **First MLB Hit:** June 28, 2014 at PHI, infield single off of Mario Hollands
- **First MLB Home Run:** June 6, 2015 vs. PIT, walk-off off of Vance Worley

2015: Made his first career Opening Day roster with the Braves, splitting the season between Atlanta and Triple-A Gwinnett.

- Over his first 29 games with Atlanta, after making his first career Opening Day roster, hit .198 (20-for-101) before being optioned to Gwinnett on 6/15.
- Hit his first career Major League home run on 6/6 vs. PIT off of Vance Worley.
- Over 52 games for Gwinnett, hit .327 (66-for-202) with 19 doubles, four home runs, 31 RBI and 25 runs scored.
- Recalled for a second stint with Atlanta on 8/24, spending the remainder of the season with the Major League club and hitting .204 (11-for-54) over 19 games.
- Enjoyed a strong month of August with Gwinnett, hitting .394 (28-for-71) with 11 extra-base hits and 18 RBI in 18 games.
- Entered the 2015 season ranked by *Baseball America* as the organization's fifth-best prospect...also tabbed by the publication in their "Best Tools" survey as the "Best Defensive Catcher" in the Braves system.

2014: Spent the majority of the season in Triple-A, hitting .283 (97-for-343) over 91 games for Gwinnett while also playing in 31 games for the Major League club.

- Recalled by the Braves on 6/28 for his first stint of the season with Atlanta before being optioned back to Gwinnett on 7/21...recalled a second and final time on 9/2, spending the remainder of the season with the Major League club.
- Appeared in 31 games total for Atlanta, including 29 starts behind the plate.
- Over his first stint with Atlanta, hit .240 (12-for-50) and .254 (16-for-63) over his second stint.
- Selected to play in the MLB All-Star Futures Game for the World Team but did not participate in the game after being recalled by the Major League club...his third career Futures Game selection (also, 2012-13).
- Entered the season ranked as the Braves No. 2 prospect by *Baseball America*.
- Named an MiLB.com Organization All-Star for Atlanta following the season.

2013: Spent the 2013 season with Double-A Mississippi, hitting .277 (99-for-358) with 21 doubles, a career-high 12 home runs and 45 RBI in 90 games before making his Major League debut with one game for Atlanta in September.

- Entered the season ranked as the third-best prospect and the "Best Defensive Catcher" in the Atlanta Braves system by *Baseball America*.
- Recalled from Mississippi for his first career Major League call-up on 9/9 and made his Major League debut as a pinch-hitter on 9/29 vs. PHI, striking out in his lone at-bat.
- Established a Mississippi Braves record by reaching base safely via hit or walk over a 40-game span, from 6/13-8/14, hitting .338 (54-for-160) over that span to raise his average from .250 to .292.
- Started at catcher in three of the four Mississippi Braves first-round postseason games and hit .385 (5-for-13) with a .429 on-base percentage and three runs scored.
- Named to the 15th annual SiriusXM All-Star Futures Game World Roster for the second consecutive season...he entered the game in the sixth inning at catcher and went 0-for-1 at the plate.
- Selected as a Southern League Mid-Season and Post-Season All-Star.



2012: Played the entire season with Double-A Mississippi, hitting .243 (65-for-268) over 71 games.

- Of his 71 games played, made 69 starts at catcher.
- Named a Mid-Season Southern League All-Star after hitting .255 (37-for-145) with 11 RBI, 20 runs scored and five stolen bases in the season's first half.
- Selected to play in the 2012 Futures Game in Kansas City, getting the start at catcher for the World team.
- Following the season, hit .224 (13-for-58) with three doubles and three RBI in 23 games at catcher for Tigers del Licey of the Dominican Winter League.
- Entered the season ranked as the eighth-best prospect in the Braves farm system by *Baseball America*.

2011: Split the season between Single-A Rome and Single-A Lynchburg, hitting a combined .289 (112-for-387) with 16 doubles, three triples, five home runs, 53 RBI and 36 runs scored in 99 games.

- Hit a combined .314 (92-for-293) vs. right-handed pitching compared to .213 (20-for-94) vs. lefties.
- Best month offensively came in June when he hit .356 (31-for-87) with eight doubles and nine RBI in 21 games between Rome and Lynchburg.
- Following the season, hit .306 (22-for-72) with three doubles, five homers and 13 RBI in 19 games at catcher for the Surprise Saguaros of the Arizona Fall League.

2010: Spent the entire season with Single-A Rome, hitting .251 (100-for-399) with 19 doubles, two triples, three home runs, 34 RBI and 31 runs scored in 108 games.

- His 100 hits led the Rome Club and was tied for third in RBI with 34.

2009: Split the year between the Gulf Coast League Braves and Rookie-Level Danville.

2008: Made his professional debut with the Dominican Summer League Braves, hitting .267 in 34 games.

PERSONAL

Christian Gabriel Bethancourt (BETH-an-court)...originally signed by Braves scout Luis Ortiz.

CHRISTIAN BETHANCOURT'S CAREER BATTING RECORD

YR	CLUB	AVG	G	AB	R	H	2B	3B	HR	RBI	SH	SF	HP	BB	SO	SB	CS	OBP	SLG	E
2008	DSL Braves (R)	.267	34	116	12	31	6	3	0	17	0	3	1	11	25	1	0	.328	.371	6
2009	GCL Braves (R)	.284	32	116	22	33	9	1	2	19	0	3	1	11	22	7	0	.344	.431	4
	Danville (R)	.260	14	50	10	13	5	0	2	8	0	0	0	6	16	1	1	.339	.480	3
2010	Rome (A)	.251	108	399	31	100	19	2	3	34	0	5	2	14	62	11	3	.276	.331	11
2011	Rome (A)	.303	54	221	25	67	10	3	4	33	0	5	1	8	27	6	3	.323	.430	11
	Lynchburg (A)	.271	45	166	11	45	6	0	1	20	2	4	0	3	35	3	2	.277	.325	8
2012	Mississippi (AA)	.243	71	268	30	65	5	1	2	26	4	3	2	11	45	8	6	.275	.291	8
2013	Mississippi (AA)	.277	90	358	42	99	21	0	12	45	5	7	2	16	57	11	7	.305	.436	12
	ATLANTA	.000	1	1	0	0	0	0	0	0	0	0	0	0	1	0	0	.000	.000	0
2014	Gwinnett (AAA)	.283	91	343	33	97	17	1	8	48	1	6	2	13	61	7	1	.308	.408	9
	ATLANTA	.248	31	113	7	28	3	0	0	9	0	0	1	3	26	1	1	.274	.274	3
2015	ATLANTA	.200	48	155	16	31	8	0	2	12	0	0	0	5	33	1	1	.225	.290	4
	Gwinnett (AAA)	.327	52	202	25	66	19	0	4	31	1	3	0	12	31	5	0	.359	.480	3
2016	SAN DIEGO	.228	73	193	20	44	9	0	6	25	0	1	0	10	56	1	2	.265	.368	3
	Major League Totals	.223	153	462	43	103	20	0	8	46	0	1	1	18	116	3	4	.253	.318	10
	Minor League Totals	.275	591	2239	241	616	117	11	38	281	13	39	11	105	381	60	23	.306	.388	75

*Led league +Tied for league lead @Rehab assignment

CAREER FIELDING

POSITION	PCT.	G	PO	A	E	TC	DP
Catcher	.989	114	769	69	9	847	8
Pitcher	--	2	0	0	0	0	0
Second Base	--	1	0	0	0	0	0
Outfield	.938	12	15	0	1	16	0
Left Field	.900	8	9	0	1	10	0
Right Field	1.000	4	6	0	0	6	0

SINGLE-GAME HIGHS

HITTING STREAK.....Six games, July 5-11, 2014
 HITS.....3, six times, last September 16, 2015 vs. Toronto
 DOUBLES.....2, four times, last August, 6, 2016 vs. Philadelphia
 RBI.....3 on August, 6, 2016 vs. Philadelphia
 RUNS SCORED.....2, eight times, last July 27, 2016 at Toronto
 WALKS.....1, 18 times, last August 20, 2016 vs. Arizona
 STRIKEOUTS.....3, three times, last August 20, 2016 vs. Arizona
 CAREER WALK-OFF HITS.....One on June 6, 2015 vs. Pittsburgh (home run off of Vance Worley)

HOME RUNS

CAREER MULTI-HOME RUN GAMES.....None
 CAREER GRAND SLAMS.....None
 CAREER PINCH-HIT (1).....May 20, 2016 vs. Los Angeles (NL) (Scott Kazmir)
 CAREER WALK-OFF (1).....June 6, 2015 vs. Pittsburgh (Vance Worley)

CAREER TRANSACTIONS

2008.....Signed by the Atlanta Braves as a non-drafted free agent, March 12.
 2015.....Acquired by the San Diego Padres from the Braves in exchange for RHP Casey Kelly and C Ricardo Rodriguez, December 10.



JABARI BLASH

OUTFIELDER

BATS/THROWS: R/R

OPENING DAY AGE: 27

BORN: July 4, 1989 in St. Thomas, U.S. Virgin Islands

RESIDENCE: St. Thomas, U.S. Virgin Islands

ACQUIRED: From OAK as PTBNL along with LHP Drew Pomeranz to complete December 2, 2015 trade in exchange for INF Yonder Alonso: December 10, 2015

CONTRACT STATUS: Signed through 2017

HEIGHT/WEIGHT: 6-5/234

SERVICE TIME: 0.110

NON-ROSTER INVITEE

CAREER

2016: Madre his first career Opening Day roster in his first season with the Padres organization after being acquired as a Rule 5 draftee by San Diego last offseason .

- Appeared in 38 games for the Padres this year and made 16 starts total with 14 in right field and two in left field.
- Made his Major League debut in the season opener on 4/4 vs. LAD, entering the game as part of a double-switch and drawing a walk in his first plate appearance.
- Collected his first career hit with a pinch-hit double on 4/9 at Colorado.
- Designated for assignment by the Padres on 5/13 and returned to the Mariners and was then immediately reacquired by the Padres for a player to be named later, and assigned to Triple-A El Paso.
- Played in 62 games for El Paso and hit .260 (46-for-177) with 12 doubles, 11 home runs, 30 RBI, 41 walks and 30 runs scored.
- Selected by the Padres from Triple-A El Paso 7/31 and hit his first Major League home run four days later on 8/3 vs. MIL.
- Placed on the 15-day DL 8/22 with a sprained left middle finger and missed the final 41 games of the season.

2015: Split the season for a second-straight year between Double-A Jackson and Triple-A Tacoma, hitting a combined .271 (110-for-406) with 24 doubles, two triples, 32 home runs, 81 RBI and 79 runs scored in 116 games.

- Began the year with Triple-A Tacoma, hitting .167 (6-for-36) in 11 games for the Rainiers before being transferred to Double-A Jackson.
- In his first month with Jackson, hit .326 (29-for-89) with nine home runs and 23 RBI in 24 games in May.
- Named a Southern League Mid-Season All-Star for Jackson.
- After being transferred back to Tacoma, hit .276 (16-for-58) in 15 games in July before hitting .290 (29-for-100) with 14 home runs and 27 RBI over 29 games in August, being named Pacific Coast League Player of the Month for August.

2014: Split the season between Double-A Jackson and Triple-A Tacoma, hitting a combined .221 (64-for-289) with 15 doubles, one triple, 18 home runs, 59 RBI and 50 runs scored in 82 games played.

- Began the year with Double-A Jackson before being promoted to Tacoma on 4/3.
- Hit a career-high three home runs and seven RBI on 6/3 at El Paso for Tacoma.
- Missed time during the season due to a 50-game suspension from Major League Baseball for a drug of abuse.

2013: Hit a combined .271 (103-for-380) with 19 doubles, three triples, 25 home runs, 74 RBI, 55 runs scored and 15 stolen bases in 109 games played, spending the majority of the season with Single-A High Desert.

- Named a California League Mid-Season All-Star as well as a MiLB.com organization All-Star following the season... went 0-for-2 for the California League All-Star team.
- Over a 34-game span from 4/5-5/28 with High Desert, he hit .317 (40-for-126) with seven doubles, three triples, 13 home runs, 37 RBI and 25 runs scored.
- Had one stint on the disabled list with a right ankle sprain from 6/23-7/2.
- After being promoted to Jackson on 8/2 led the team with nine home runs, which tied for most in the Southern League.
- On 8/30 at Huntsville, homered twice in the fourth inning, the first Jackson player to hit two homers in the same inning.

2012: Spent the entire season with Single-A Clinton, hitting .245 (98-for-400) with 20 doubles, five triples, 15 home runs, 50 RBI and 71 runs scored in 113 games.

2011: Named a Northwest League Post-Season All-Star, hitting a combined .263 (84-for-319) with 21 doubles, four triples, 14 home runs and 56 RBI in 99 total games between Single-A Clinton and Single-A Everett.

- Began the season with Single-A Clinton, playing in 42 games before being transferred to Everett on 6/15.
- Led the Northwest League with a .574 slugging percentage and ranked tied for third in home runs.
- Also named a Short-Season All-Star by *Baseball America*, following the season.

2010: Began his professional career with Rookie-Level Pulaski, hitting .266 (29-for-109) in 32 games.

QUICK HIT

- **First MLB Hit:** April 9, 2016 at COL, pinch-hit double off of Jason Gurka
- **First MLB Home Run:** August 3, 2016 vs. MIL, solo off of David Goforth

PERSONAL

Jabari Jerrell Blash...graduated from Charlotte Amalie High School in St. Thomas, Virgin Islands in 2008...attended Miami Dade (FL) Community College from 2009-10...originally signed by Mariners' scout Mike Tosar.

JABARI BLASH'S CAREER BATTING RECORD

YR	CLUB	AVG	G	AB	R	H	2B	3B	HR	RBI	SH	SF	HP	BB	SO	SB	CS	OBP	SLG	E
2010	Pulaski (R)	.266	32	109	21	29	6	1	5	20	0	1	4	13	44	1	1	.362	.477	1
2011	Clinton (A)	.218	42	124	13	27	5	1	3	13	0	0	0	38	43	5	2	.401	.347	5
	Everett (A)	.292	57	195	26	57	16	3	11	43	0	1	5	28	65	10	3	.393	.574*	5
2012	Clinton (A)	.245	113	400	71	98	20	5	15	50	0	2	9	60	134	13	7	.355	.433	6
2013	High Desert (A)	.258	80	283	42	73	16	3	16	53	0	3	6	40	85	14	8	.358	.505	5
	Jackson (AA)	.309	29	97	13	30	3	0	9	21	0	0	3	20	28	1	1	.442	.619	1
2014	Jackson (AA)	.236	37	127	27	30	7	1	6	22	0	3	5	28	35	4	1	.387	.449	3
	Tacoma (AAA)	.210	45	162	23	34	8	0	12	37	0	2	8	17	57	2	2	.312	.481	4
2015	Tacoma (AAA)	.264	56	197	41	52	8	0	22	47	0	2	1	28	63	3	1	.355	.640	3
	Jackson (AA)	.278	60	209	38	58	16	2	10	34	0	2	6	31	60	5	0	.383	.517	5
2016	SAN DIEGO	.169	38	71	7	12	2	0	3	5	0	0	2	11	34	1	0	.298	.324	0
	El Paso(AAA)	.260	62	177	30	46	12	0	11	30	0	3	8	41	66	1	2	.415	.514	1
Major League Totals		.169	38	71	7	12	2	0	3	5	0	0	2	11	34	1	0	.298	.324	0
Minor League Totals		.257	613	2080	345	534	117	16	120	370	1	19	55	344	680	59	28	.373	.501	39

*Led league +Tied for league lead @Rehab assignment

CAREER FIELDING

POSITION	PCT.	G	PO	A	E	TC	DP
Left Field	1.000	4	2	0	0	2	0
Right Field	1.000	18	41	1	0	42	0
Outfield	1.000	21	43	1	0	44	0

SINGLE-GAME HIGHS

HITTING STREAK.....Three games, August 2 - 5, 2016
HITS2, twice, last August 9, 2016 at Pittsburgh
DOUBLESOne, twice, last August 10, 2016 at Pittsburgh
RBI.....2, August 9, 2016 at Pittsburgh
RUNS SCORED.....1, seven times, August 12, 2016 at New York (NL)
WALKS.....1, 11 times, last August 16, 2016 at Tampa Bay
STRIKEOUTS.....3, two times, last August 16, 2016 at Tampa Bay
CAREER WALK-OFF HITS.....None

HOME RUNS

CAREER MULTI-HOME RUN GAMES.....None
CAREER GRAND SLAMSNone
CAREER PINCH-HITNone
CAREER WALK-OFFNone

CAREER TRANSACTIONS

2007.....Selected by the Chicago White Sox in the 29th round of the First-Year Player Draft (did not sign).
2009.....Selected by the Texas Rangers in the ninth round of the First-Year Player Draft (did not sign).
2010.....Signed by the Seattle Mariners as an eighth-round selection in the First-Year Player Draft.
2015.....Selected by the Oakland Athletics from the Seattle Mariners in the first round of the Major League phase of the 2015 Rule 5 Draft.
2015.....Acquired by San Diego as the PTBNL along with LHP Drew Pomeranz in exchange for INF Yonder Alonso, December 10.
2016.....Designated for assignment by the Padres on May 13, returned to the Mariners and reacquired by the Padres for a player to be named later, and assigned to Triple-A El Paso.
2017.....Designated for assignment by the Padres on January 20, cleared waivers and was outrighted to Triple-A El Paso on January 25.



RYAN BUCHTER

LEFT-HANDED PITCHER

BATS/THROWS: L/L

OPENING DAY AGE: 30

BORN: February 13, 1987 in Reading, PA

RESIDENCE: Depford, NJ

ACQUIRED: Signed as a minor league free agent: December 8, 2015

CONTRACT STATUS: Signed through 2017

HEIGHT/WEIGHT: 6-4/258

SERVICE TIME: 1.010

CAREER

2016: Had a career season, setting career highs in every category... recorded 78 strikeouts in 63.0 innings pitched for a ratio of 11.14 strikeouts per 9.0 innings, tied for the 13th-best mark among all NL relievers in 2016.

- Made his second career Opening Day roster and went 1-0 with one save, a 0.77 ERA (2 ER, 23.1 IP), 33 strikeouts against 11 walks and a .135 (10-for-74) opponents batting average over his first 25 outings of the year through May.
- Overall on the season he allowed a .160 (34-for-212) opponents average, the second-best mark allowed by any qualifying NL reliever (150 batters faced), behind only Kenley Jansen (.150), and fifth-best among all relievers, behind also Craig Kimbrel (.152), Aroldis Chapman (.158) and Andrew Miller (.160).
- Had one stint in the minors, being optioned on 8/20 to Triple-A El Paso, before being recalled on 9/1 for the remainder of the season.
- Worked scoreless ball in 59 of his 67 outings on the year...allowed a combined 13 runs, all earned, in three outings, posting a 1.03 ERA (7 ER, 61.0 IP) in his other 64 outings on the year.
- Per Fangraphs.com he posted a WAR of 1.1 on the season, 13th-best among qualifying NL relievers.
- Held left-handers to a .147 (11-for-75) average while right-handers hit just .168 (23-for-137) against him...his four home runs allowed were all to right-handers.
- Working primarily in the eighth inning throughout the season he posted a 1.72 ERA (7 ER, 36.2 IP) with 41 strikeouts against 17 walks and a .134 (16-for-119) opponents average with just one home run allowed in the eighth inning of games.

QUICK HIT

- **First MLB Win:** June 20, 2014 at WSH (Major League debut)
- **First MLB Save:** May 12, 2016 at MIL

2015: Split the season between Triple-A Oklahoma City in the Los Angeles Dodgers organization and Triple-A Iowa in the Chicago Cubs organization, going a combined 2-0 with a 1.78 ERA (10 ER, 50.2 IP) and 62 strikeouts against 25 walks in 43 total relief appearances.

- Began the year with Oklahoma City, posting a 1.65 ERA (6 ER, 32.2 IP) and 39 strikeouts against 16 walks in 27 relief appearances before being released by the Dodgers on 7/21.
- Named a Pacific Coast League Mid-Season All-Star for Oklahoma City.
- Signed with the Cubs as a minor league free agent on 7/26 and went 2-0 with a 2.00 ERA (4 ER, 18.0 IP) and 23 strikeouts against nine walks over 16 relief appearances for Triple-A Iowa.
- Pitched for Tomateros de Culiacan in the Mexican Winter League following the season, going 3-0 with 10 saves in 10 chances along with a 0.72 ERA (2 ER, 25.0 IP) and 35 strikeouts against 10 walks over 23 relief outings.

2014: Played the majority of the season with Triple-A Gwinnett before seeing his first Major League action with the Braves with one relief outing.

- Made his first career Opening Day roster for Atlanta, being recalled before the start of the season on 3/29 for his first career Major League call-up but did not see any action before being optioned back to Gwinnett on 4/2.
- With Gwinnett went 3-3 with a 3.29 ERA (23 ER, 63.0 IP) and 63 strikeouts against 40 walks over 49 relief appearances.

2013: Spent the entire season with Triple-A Gwinnett, going 4-0 with a 2.76 ERA (19 ER, 62.0 IP) and 103 strikeouts against 51 walks over 51 relief appearances

- Set career-highs in both strikeouts and appearances.
- Pitched for Tomateros de Culiacan in the Mexican Winter League following the season, going 1-0 with a 0.69 ERA (1 ER, 13.0 IP) and 26 strikeouts against eight walks over 12 relief appearances.

2012: Went a combined 3-3 with a 2.74 ERA (15 ER, 49.1 IP) and 55 strikeouts against 36 walks over 44 relief appearances between Double-A Mississippi and Triple-A Gwinnett, spending the majority of the year with Mississippi.

- Named a Southern League Mid-Season All-Star for Mississippi.

2011: Began the year in the Chicago Cubs organization before being acquired by the Atlanta Braves on 5/26 in exchange for RHP Rodrigo Lopez.

- Overall on the season went a combined 6-5 with a 3.52 ERA (25 ER, 64.0 IP) and 79 strikeouts against 36 walks in 50 relief appearances. Converted 15 of 16 save opportunities for Single-A Lynchburg in the Braves organization after being acquired...tied for fourth in the Carolina League in saves.

2010: Named a Southern League Mid-Season All-Star for Double-A Tennessee, going 7-2 with a 4.65 ERA (31 ER, 60.0 IP) and 71 strikeouts against 47 walks in 47 games, one start, overall on the season.

2009: Spent the entire season with Single-A Peoria in his first year in the Cubs organization, going 3-0 with a 1.33 ERA (9 ER, 61.0 IP) along with 79 strikeouts against 34 walks over 38 games.

- Named a Midwest League Mid-Season All-Star.
- Acquired by the Cubs prior to the start of the season on 11/3/08 from the Washington Nationals in exchange for RHP Matt Avery.

2008: Split the campaign between the Rookie-Level Gulf Coast Nationals and Single-A Hagerstown, going a combined 4-2 with a 2.59 ERA (7 ER, 24.1 IP) and 25 strikeouts against 14 walks in 17 relief outings.

2007: Spent the season with Single-A Vermont, appearing in 20 games total in relief.

- Struck out 34 batters in 31.2 innings.

2006: Made his professional debut with the Gulf Coast League Nationals, going 1-1 with a 7.24 ERA (11 ER, 13.2 IP) and 12 strikeouts against 13 walks in 11 games, one start.

PERSONAL

Ryan James Buchter...graduated from Highland Regional High School (NJ)...attended Gloucester County College (NJ)...originally signed by Nationals' scout Alex Smith.

RYAN BUCHTER'S CAREER PITCHING RECORD

YR	CLUB	W-L	ERA	G	GS	CG	SHO	SV	IP	H	R	ER	HR	HB	BB	SO	WP	BK	AVG
2006	GCL Nationals	1-1	7.24	11	1	0	0	0	13.2	18	11	11	1	0	13	12	2	0	.321
2007	Vermont	1-2	6.82	20	0	0	0	2	31.2	41	29	24	3	6	19	34	7	0	.313
2008	GCL Nationals	2-0	0.00	4	0	0	0	0	5.0	1	0	0	0	1	1	8	1	0	.067
	Hagerstown	2-2	3.26	13	0	0	0	0	19.1	18	11	7	0	5	13	17	6	0	.273
2009	Peoria Chiefs	3-0	1.33	38	0	0	0	5	61.0	36	18	9	1	4	34	79	6	0	.171
2010	Tennessee	7-2	4.65	47	1	0	0	0	60.0	61	37	31	6	11	47	71	7	0	.268
2011	Tennessee	3-0	6.55	10	0	0	0	0	11.0	13	11	8	1	0	11	13	2	0	.302
	Daytona	1-0	0.00	6	0	0	0	1	10.1	2	0	0	0	0	3	17	2	0	.061
	Lynchburg	2-5	3.59	34	0	0	0	15	42.2	36	18	17	3	6	22	49	5	0	.237
2012	Mississippi	3-1	1.31	35	0	0	0	4	41.1	24	7	6	1	2	19	50	3	0	.168
	Gwinnett	0-2	10.13	9	0	0	0	0	8.0	10	13	9	1	0	17	5	2	0	.303
2013	Gwinnett	4-0	2.76	51	0	0	0	5	62.0	36	23	19	5	4	51	103	5	0	.168
2014	Gwinnett	3-3	3.29	49	0	0	0	1	63.0	51	23	23	5	2	40	63	2	0	.229
	ATLANTA	1-0	0.00	1	0	0	0	0	1.0	0	0	0	0	0	1	1	0	0	.000
2015	Oklahoma City	0-0	1.65	27	0	0	0	3	32.2	27	6	6	0	1	16	39	2	0	.227
	Iowa Cubs	2-0	2.00	16	0	0	0	0	18.0	9	4	4	0	1	9	23	1	0	.148
2016	SAN DIEGO	3-0	2.86	67	0	0	0	1	63.0	34	20	20	4	2	31	78	3	0	.160
	El Paso (AAA)	0-0	18.00	1	0	0	0	0	1.0	2	2	2	0	0	1	1	0	0	.400
Major League Totals		4-0	2.81	68	0	0	0	1	64.0	34	20	20	4	2	32	79	3	0	.159
Minor League Totals		34-18	3.30	371	2	0	0	36	480.2	385	213	176	27	43	316	584	53	0	.222

2016 AND CAREER BATTING RECORD

YR	CLUB	AVG	G	AB	R	H	2B	3B	HR	RBI	SH	SF	HP	BB	SO	SB	CS	OBP	SLG
2016	---	---	0	0	0	0	0	0	0	0	0	0	0	0	0	0	0	---	---
Major League Totals		---	64	0	0	0	0	0	0	0	0	0	0	0	0	0	0	---	---

CAREER FIELDING

POSITION	PCT.	G	PO	A	E	TC	DP
Pitcher	1.000	68	0	5	0	5	0

SINGLE-GAME HIGHS

INNINGS PITCHED.....2.0 IP, April 24, 2016 vs. St. Louis
 LOW-HIT COMPLETE GAME.....None
 STRIKEOUTS.....4, twice, last May 2, 2016 vs. Colorado
 MOST HITS ALLOWED.....4, July 21, 2016 at St. Louis
 MOST RUNS ALLOWED.....5, June 29, 2016 vs. Baltimore
 MOST WALKS ALLOWED.....3, June 29, 2016 vs. Baltimore
 MOST HOME RUNS ALLOWED.....1, September 4, 2016 at Los Angeles (NL)
 CAREER WINNING STREAK.....None
 CAREER 10-STRIKEOUT GAMES.....None
 CAREER HOME RUNS HIT.....None

CAREER TRANSACTIONS

2005.....Signed by the Washington Nationals as a 33rd-round selection in the First-Year Player Draft.
 2008.....Acquired by the Chicago Cubs from the Nationals in exchange for RHP Matt Avery, November 3.
 2011.....Acquired by the Atlanta Braves from the Cubs in exchange for RHP Rodrigo Lopez, May 26.
 2015.....Signed by the Los Angeles Dodgers as a minor league free agent, January 22.
Released by the Los Angeles Dodgers, July 21.
Signed by the Chicago Cubs as a minor league free agent, July 26.
Signed by the San Diego Padres as a minor league free agent, December 8.
 2016.....Selected by the San Diego Padres to the Major League roster, January 8.

@chilibuss

64

BUSS



NICK BUSS

OUTFIELDER

BATS/THROWS: L/R

OPENING DAY AGE: 30

BORN: December 15, 1986 in South Field, Michigan

RESIDENCE: Costa Mesa, CA

ACQUIRED: Signed as a minor league free agent: January 16, 2017

CONTRACT STATUS: Signed through 2017

HEIGHT/WEIGHT: 6-2/190

SERVICE TIME: 0.067

NON-ROSTER INVITEE

CAREER

2016: Started the season with Triple-A Salt Lake before being called up by Los Angeles (AL) on 8/13 and finishing the season in the big leagues.

- Was hitting .290 (96-for-331) with 23 doubles, eight triples, six home runs, 46 RBI and 49 runs in 87 games at the time of his promotion.
- Hit .198 (16-for-81) with seven doubles, one triple, one home run, eight RBI and seven runs scored in 36 games with LAA.
- Collected his first big league home run on 8/23 when he connected for a two-run go-ahead home run off of R.A. Dickey at TOR
- Was placed on the seven-day disabled list on 5/25 with a left oblique strain.

2015: Spent the entire campaign with Triple-A Reno, batting .297 (41-for-138) with three doubles, five home runs, 17 RBI and 23 runs scored in 92 games.

- Hit over .295 for the fourth time in five seasons.
- Played in 27 games for Culiacan of the Mexican Winter League, batting .263 (26-for-99) with two doubles, a home run and eight RBI.
- Placed on the seven-day disabled list on 4/8.
- Signed by LAA as a minor league free agent on 12/3.

2014: Split the season between Triple-A Albuquerque (Dodgers) and Triple-A Sacramento (Athletics), hitting a combined .299 (162-for-545) with 20 doubles, five home runs and 68 RBI in 136 games.

- Started the season in Albuquerque batting .261 (24-for-92) with three doubles, three triples, one home run and 16 RBI in 26 games before being designated for assignment on 4/30.
- Claimed off waivers by Oakland on 5/4 and finished the season at Sacramento, hitting .307 (138-for-450) with 17 doubles, two triples, four home runs, 52 RBI and 79 runs scored in 110 games.
- Ranked second in the Pacific Coast League in hits (162) and third in runs (91).
- Played 37 games with Culiacan in the Mexican Winter League, hitting .297 (41-for-138) with five home runs and 17 RBI.
- Signed by the ARI as a minor league free agent on 11/20.

2013: Spent the majority of the season with Triple-A Albuquerque before getting his first call up to Los Angeles (NL) on 9/14 and getting his first big league action.

- Hit .303 (139-for-459) with 29 doubles, 11 triples, 17 home runs and 100 RBI in 131 games with Albuquerque before his promotion.
- Named a Pacific Coast League Mid-Season and Post-Season All-Star...also named a Topps' Triple-A All-Star.
- Ranked among Pacific Coast League leaders in RBI (1st), triples (2nd), slugging percentage (4th, .525), OPS (5th, .888), runs scored (6th, 84) and hits (T-10th, 139).
- Played in 23 games for Lara of the Venezuelan Winter League, batting .301 (28-for-93) with three doubles, three triples, three home runs and 22 RBI.

2012: Advanced to Double-A Chattanooga where he spent the entire season, hitting .272 (134-for-492) with 24 doubles, 10 triples, eight home runs, 57 RBI and 70 runs scored in 132 games.

- Tied for third in the Southern League in triples (10) and ranked seventh in hits (134), eighth in total bases (202) and tied for ninth in runs scored (70)...led the league with 19 sacrifice bunts.

2011: Spent the entire campaign with Single-A Rancho Cucamonga, batting .328 (157-for-479) with 30 doubles, eight triples, 14 home runs, 55 RBI and 28 stolen bases in 115 games.

- Ranked among California League leaders in average (5th), triples (7th), slugging percentage (8th, .511), hits (8th) and stolen bases (T-9th).

2010: Split the season between Single-A Inland Empire and Single-A Great Lakes, hitting a combined .264 with 19 doubles, eight triples, one home run and 48 RBI in 126 games.

- Began the season with Inland Empire, batting .243 (60-for-247) with 10 doubles, six triples, and 25 RBI in 65 games before being called up to Great Lakes on 6/26.
- Finished the season by hitting .285 (69-for-242) with nine doubles, two triples, one home run, 23 RBI and 42 runs scored in 61 games with Great Lakes.

QUICK HIT

- **First MLB Hit:** September 14, 2013 vs. SF, single off of Tim Lincecum
- **First MLB Home Run:** August 23, 2016 at TOR, two-run HR off of R.A. Dickey



PLAYERS

2009: Spent the entire season with Single-A Great Lakes, batting .260 (108-for-416) with 12 doubles, five home runs, 10 home runs, 63 RBI and 55 runs scored in 110 games.

- Went 3-for-3 with a HR and 2 RBI on 5/12 in a 7-3 win over Fort Wayne.

2008: Made his pro debut with Advanced Rookie-Level Odgen after being selected by Dodgers in eighth round of the 2008 First-Year Player Draft...batted .279 (39-for-140) with 11 doubles, four triples, four home runs, 19 RBI and 32 runs scored in 36 games.

- Hit .279 (39-for-140) with 11 doubles, four triples, four home runs, 19 RBI and 32 runs scored in 36 games.

PERSONAL

Nicholas Gregory Buss...nicknamed "Chili"...graduated from De La Salle Collegiate High School in 2004...earned Division I All-State first team honors his senior season...played three seasons on the golf team...attended San Diego Mesa Community College in 2006 and earned All-Southern California and All-Pacific Coast Conference First-Team honors...played two seasons (2007-08) at the University of Southern California (USC) becoming the 109th Trojan all time to reach the big leagues...originally signed by Dodgers's scout Bobby Darwin.

NICK BUSS' CAREER BATTING RECORD

YR	CLUB	AVG	G	AB	R	H	2B	3B	HR	RBI	SH	SF	HP	BB	SO	SB	CS	OBP	SLG	E
2008	Odgen (R)	.279	36	140	32	39	11	4	4	19	4	0	4	17	20	2	2	.373	.500	1
2009	Great Lakes (A)	.260	110	416	55	108	15	5	10	63	5	6	4	21	75	14	3	.298	.392	0
2010	Great Lakes (A)	.285	61	242	42	69	9	2	1	23	4	3	5	24	30	20	5	.358	.351	0
	Inland Empire (A)	.243	65	247	32	60	10	6	0	25	7	3	1	13	33	6	3	.280	.332	1
2011	Rancho Cucamonga (A)	.328	115	479	86	157	30	8	14	55	15	3	6	27	63	28	10	.369	.511	3
2012	Chattanooga (AA)	.272	132	492	70	134	24	10	8	57	19	4	5	38	71	19	13	.328	.411	4
2013	Albuquerque (AAA)	.303	131	459	84	139	29	11	17	100	3	8	7	41	90	21	2	.363	.525	3
	LOS ANGELES-NL	.105	8	19	0	2	0	0	0	0	0	0	0	1	1	0	0	.150	.105	0
2014	Albuquerque (AAA)	.261	26	92	12	24	3	3	1	16	1	1	2	8	12	0	2	.330	.391	1
	Sacramento (AAA)	.307	110	450	79	138	17	2	4	52	2	5	4	45	75	14	4	.371	.380	4
2015	Reno (AAA)	.296	92	284	43	84	14	3	4	33	2	6	4	24	35	10	4	.352	.408	3
2016	Salt Lake (AAA)	.290	87	331	49	96	23	8	6	46	7	4	0	30	66	8	5	.345	.462	2
	LOS ANGELES-AL	.198	36	81	7	16	7	1	1	8	1	2	0	6	24	2	1	.247	.346	0
Major League Totals		.180	44	100	7	18	7	1	1	8	1	2	0	7	25	2	1	.229	.300	0
Minor League Totals		.289	965	3632	584	1048	185	62	69	489	69	43	42	288	570	142	53	.344	.431	29

*Led league +Tied for league lead @Rehab assignment

CAREER FIELDING

POSITION	PCT.	G	PO	A	E	TC	DP
Left Field	1.000	27	35	1	0	36	0
Right Field	1.000	8	6	0	0	6	0
Centerfield	1.000	4	5	0	0	5	0
Outfield	1.000	37	46	1	0	47	0

SINGLE-GAME HIGHS

HITTING STREAK.....Two games, twice games, last August 27 - 28, 2016
 HITS.....2, four times, last August 23, 2016 at Toronto
 DOUBLES.....2, August 15, 2016 vs. Seattle
 RBI.....2, three times, last September 23, 2016 at Houston
 RUNS SCORED.....1, seven times, October 2, 2016 vs. Houston
 WALKS.....2, September 23, 2016 at Houston
 STRIKEOUTS.....3, September 24 16, 2016 at Houston
 CAREER WALK-OFF HITS.....None

HOME RUNS

CAREER MULTI-HOME RUN GAMES.....None
 CAREER GRAND SLAMS.....None
 CAREER PINCH-HIT.....None
 CAREER WALK-OFF.....None

CAREER TRANSACTIONS

2006.....Selected by the Los Angeles Dodgers in the 35th round of the First-Year Player Draft (did not sign).
 2008.....Signed by the Los Angeles Dodgers as an eight-round selection of the First-Year Player Draft.
 2014.....Claimed off waivers by the Oakland Athletics from the Los Angeles Dodgers, May 4.
 2014.....Signed by the Arizona Diamondbacks as a minor league free agent, November 20.
 2015.....Signed by the Los Angeles Angels as a minor league free agent, December 3.
 2017.....Signed by the San Diego Padres as a minor league free agent, January 16.



TREVOR CAHILL

RIGHT-HANDED PITCHER

38

CAHILL

BATS/THROWS: R/R

OPENING DAY AGE: 29

BORN: March 1, 1988 in Oceanside, CA

RESIDENCE: Scottsdale, AZ

ACQUIRED: Signed as a Major League free agent, January 20, 2017

CONTRACT STATUS: Signed through 2017

HEIGHT/WEIGHT: 6-4/240

SERVICE TIME: 7.098

CAREER

2016: In his first full season with the Chicago Cubs, appeared in 50 games, all but one as a reliever, posting a career-best 2.74 ERA (20 ER, 65.2 IP) while limiting opposing hitters to a .201 (49-for-244) average.

- Placed on the disabled list on 7/15 (retroactive to 7/9) with patellar tendinitis in his right knee...made six rehab appearances with Triple-A Iowa beginning 7/18 and was activated 8/16.
- Posted a 2.19 ERA (6 ER, 24.2 IP) in 17 games in the season's second half.
- Made a spot start on 8/16 vs. MIL, tossing 5.0 scoreless innings and earning the win in the Cubs' 4-0 victory as he allowed just two hits and two walks.
- Pitched a season-high 4.2 innings of relief 8/20 at COL...allowed four hits and one run, earning the victory...was the only pitcher used in relief of starter Mike Montgomery (4.1 IP).
- Allowed just two earned runs in 19 games (21.0 IP) when pitching on zero or one day of rest.
- Posted a 2.05 ERA (7 ER, 30.2 IP) in 23 home games, compared to a 3.34 ERA (13 ER, 35.0 IP) in 27 road games...fared better in day games (2.12 ERA) than night games (3.41 ERA).
- Allowed one or fewer runs in 45 of his 50 outings, including 35 scoreless outings.
- Twice tossed 3.0-scoreless innings of relief: 5/8 vs. WAS and 7/1 at NYM.
- Posted a 1.62 ERA (3 ER, 16.2 IP) in 10 May outings after a 4.91 ERA (4 ER, 7.1 IP) in nine April contests...beginning 4/28, he recorded a 1.67 ERA (6 ER, 32.1 IP) in his next 23 games through 7/1.
- Led all Cubs relievers in innings pitched (41.0) and strikeouts (46) prior to the All-Star Break.
- He did not pitch in the postseason during the Cubs' World Series title run.

QUICK HIT

- Became only the second pitcher since 1990 to record at least 10 wins and 30 starts in each of his first four Major League seasons (CC Sabathia, 2001-04).

2015: Went 1-3 with a 5.40 ERA (26 ER, 43.1 IP) in 26 games, three starts, between the Atlanta Braves and Chicago Cubs.

- Went 1-0 with a 2.12 ERA (4 ER, 17.0 IP) in 11 relief appearances for CHC...posted eight scoreless appearances, including four scoreless outings of at least 2.0 innings.
- Limited opponents to a .143 average and a .226 on-base percentage at Wrigley Field.
- Went 1-1 with a 3.38 ERA (2 ER, 5.1 IP) in six post-season relief appearances...earned the win in the NLDS Game 4 vs. STL.
- Entered Spring Training with ARI but was traded to ATL along with cash considerations in exchange for OF Josh Elander on 4/2.
- Went 0-3 with a 7.52 ERA (22 ER, 26.1 IP) in 15 games, three starts, with ATL before being designated for assignment 6/11.
- Signed as a minor league free agent with the Los Angeles Dodgers on 6/30 but was released on 8/14 after making eight appearances between the Arizona League Dodgers, Single-A Rancho Cucamonga, and Triple-A Oklahoma City.
- Signed as a minor league free agent with CHC on 8/18 and tossed 7.2 scoreless innings across five relief appearances before having his contract selected by CHC on 9/1.

2014: In his third full season with the Arizona Diamondbacks, went 3-12 with a 5.61 ERA (69 ER, 110.2 IP) in 32 games, 17 starts.

- Was one of three pitchers in MLB with at least 15 starts and 15 relief outings (David Phelps and Brad Hand).
- Went 2-10 with a 6.31 ERA (61 ER, 87.0 IP) as a starter and 1-2 with a 3.04 ERA (8 ER, 23.2 IP) in relief.
- Averaged a career-best 0.73 home runs per 9.0 IP (0.80 in 2013) and 8.54 strikeouts per 9.0 IP (6.26 in 2013).
- Started on 3/23 vs. LAD in Sydney, Australia (L, five ER in 4.0 IP).
- On 4/13 vs. NYM, became the second Arizona starter in club history to strikeout at least eight batters in 4.0 innings or less (also, Randy Johnson 9/1/08 vs STL; eight strikeouts in 3.2 IP).
- Earned his first career save on 4/18 at LAD.
- Designated for assignment 6/9...posted a 2-3 record with a 4.45 ERA (15 ER, 30.1 IP) in seven starts between Single-A Visalia and Triple-A Reno.
- Contract was selected from Reno on 7/14 and returned to the ARI rotation on 7/18 vs. CHC.



2013: Appeared in 26 games, 25 starts, in his second season with the Arizona Diamondbacks, posting an 8-10 record with a 3.99 ERA(65 ER, 146.2 IP).

- Held opponents to four earned runs or fewer in 29 straight starts from 6/27/12 - 5/27/13, the second-longest streak in club history behind Randy Johnson's 30 games (4/13 - 9/22/11)
- Limited opponents to a .214 (31-for-145) average with runners in scoring position, seventh-lowest in the National League.
- Went 5-0 with a 2.70 ERA (15 ER, 50.0 IP) in the second half...joined Mariano Rivera as the only two pitchers to go 5-0 after the All-Star Break.
- Recorded 10 strikeouts on 6/14 at SD, matching his career high (also, 6/26/10 vs. PIT).
- Placed on the 15-day DL with a right hip contusion from 7/1 - 8/17.
- Earned the victory in his first relief appearance in an 18-inning affair on 8/24 at PHI, tossing 4.0 scoreless innings.
- Collected a triple on 5/6 at LAD, his first career extra-base hit.

2012: Recorded at least 10 wins, 30 starts and 200.0 innings for the second straight season, going 13-12 with a 3.78 ERA (84 ER, 200.0 IP) in 32 starts with the D-Backs.

- Established a career high with 156 strikeouts/
- Ranked among National League leaders in ground ball percentage (second, 71.8), ground balls (second, 351) and GDP (tied-second, 23)...also finished seventh in the NL with a 2.91 road ERA (33 ER, 102.0 IP).
- Tossed a six-hit shutout on 6/3 at SD, his second career shutout and complete game...tossed his third complete game 9/29 vs. CHC.

2011: Established career highs in starts and innings pitched in his third season with the Oakland Athletics, going 12-14 with a 4.16 ERA (96 ER, 207.2 IP) in 34 starts.

- Led the American League in ground ball-to-fly ball ratio (2.37) and percentage of pitches taken (60.0).
- Went 6-0 with a 1.72 ERA (10 ER, 52.1 IP) and a .209 (41-for-196) average in his first eight starts, compared to 6-14 with a 4.98 ERA (86 ER, 155.1 IP) and a .288 (173-for-601) mark in his final 26 starts.
- Made his first career Opening Day start 4/1 vs. SEA, marking the youngest (23 years, 31 days) A's pitcher to do so since Vida Blue in 1971 (21 years, 251 days) and seventh-youngest overall.
- Became the first A's pitcher to start the season 6-0 since Jim Corsi went 6-0 in 1996.

2010: Finished ninth in the American League Cy Young Award balloting, going 18-8 with a 2.97 ERA (65 ER, 196.2 IP)...set career bests in opponent averages (.220), ERA and wins.

- Named to his first American League All-Star Team, but was ineligible to pitch due to starting the regular season game on the Sunday immediately before the All-Star Game.
- Ranked among AL leaders in opponents average (third), ERA (fourth), opponents on-base percentage (fourth, .287), wins (tied-fourth), winning percentage (tied-fifth, .692), and opponents slugging percentage (sixth, .332)...also tied for second in GDP and tied for sixth in pickoffs (five).
- Went 6-0 with a 1.72 ERA (10 ER, 52.1 IP) and a .209 (41-for-196) average in his first eight starts, compared to 6-14 with a 4.93 ERA (86 ER, 155.1 IP) and a .288 (173-for-601) mark in 1990.
- Led the AL with a .198 (61-for-308) average vs. righties.
- Began the season on the 15-day DL with a stress reaction in his left scapula...made one rehab start with Triple-A Sacramento...recalled by the A's on 4/30.
- Tied a Major League record with 20-consecutive starts allowing six hits or fewer with at least 5.0 P from 5/5 - 8/14 (also, Nolan Ryan in 1972-73).
- Did not allow a run in a career-high 23.0 straight innings from 7/23 - 8/8.
- Fanned a career-high tying 10 batters on 6/26 vs. PIT in 7.2 innings (also, 6/14/13 at SD).

2009: Went 10-3 with a 4.63 ERA (92 ER, 178.2 IP) in 32 starts in his first season with the Oakland Athletics.

- Led all Major League rookies in starts and ranked second among AL rookies in innings pitched...tied for seventh in wins and ranked ninth in strikeouts (90).
- Made his Major League debut on 4/7 at the Los Angeles (AL), allowing two earned runs in 5.0 innings.
- On 4/12, held SEA hitless for 6.1 innings before Adrian Beltre's seventh-inning single...the longest no-hit bid of his career.
- Earned his first career win on 5/7 vs. TEX, allowing one earned run in 7.0 innings pitched.

2008: Earned Oakland's organizational Player of the Year honors for the second straight season, going 11-5 with a 2.61 ERA (36 ER, 124.1 IP) in 21 games, 19 starts, between Single-A Stockton and Double-A Midland.

- Named to the California League Mid-Season All-Star team and participated in the MLB All-Star Futures Game at Yankee Stadium.
- Made two starts for Team USA in the Summer Olympics in Beijing, China...received no-decisions 8/15 vs. Cuba (2 ER, 5.0 IP) and 8/20 vs. Japan (0 ER, 3.0 IP).

2007: Named Oakland's organizational Player of the Year after going 11-4 with a 2.73 ERA (32 ER, 105.1 IP) and 117 strikeouts in 20 games, 19 starts, for Single-A Kane County

- Selected to *Baseball America's* Low Class-A All-Star Team.

2006: Made his professional debut with Arizona's Rookie-Level affiliate...limited opponents to a .071 average (2-for-28) in four starts (9.0 IP).

PERSONAL

Trevor John Cahill...graduated from Vista High School (CA) where he went 5-4 with a 2.31 ERA and 109 strikeouts his senior season...signed by Oakland Athletics' scout (Craig Weissmann)

TREVOR CAHILL'S CAREER PITCHING RECORD

YR	CLUB	W-L	ERA	G	GS	CG	SHO	SV	IP	H	R	ER	HR	HB	BB	SO	WP	BK	AVG
2006	AZL Athletics (R)	0-0	3.00	4	4	0	0	0	9.0	2	4	3	0	0	7	11	3	0	.071
2007	Kane County (A)	11-4	2.73	20	19	0	0	0	105.1	85	38	32	3	9	40	117	8	0	.220
2008	Stockton (A)	5-4	2.78	14	13	0	0	0	87.1	52	29	27	3	8	31	103	9	0	.174
	Midland (AA)	6-1	2.19	7	6	0	0	0	37.0	24	15	9	2	3	19	33	3	0	.190
2009	OAKLAND	10-13	4.63	32	32	0	0	0	178.2	185	99	92	27	4	72	90	5	0	.270
2010	Sacramento (AAA)	1-0	1.04	2	2	0	0	0	8.2	7	3	1	0	0	5	8	1	0	.226
2010	OAKLAND	18-8	2.97	30	30	1	1	0	196.2	155	73	65	19	6	63	118	2	2	.220
2011	OAKLAND	12-14	4.16	34	34	0	0	0	207.2	214	102	96	19	8	82	147	15	0	.269
2012	ARIZONA	13-12	3.78	32	32	2	1	0	200.0	184	93	84	16	11	74	156	10	2	.250
2013	AZL Diamondbacks (R)	0-0	0.00	1	1	0	0	0	5.0	1	1	0	0	0	2	9	0	0	.063
	Reno (AAA)	0-2	5.94	3	3	0	0	0	16.2	16	12	11	3	0	9	13	3	0	.262
	ARIZONA	8-10	3.99	26	25	0	0	0	146.2	143	70	65	13	6	65	102	17	0	.261
2014	Visalia (A)	0-1	18.00	1	1	0	0	0	2.0	2	4	4	1	2	0	4	0	0	.250
	Reno (AAA)	2-2	3.49	6	6	0	0	0	28.1	21	12	11	4	0	20	27	3	0	.214
	ARIZONA	3-12	5.61	32	17	0	0	1	110.2	123	76	69	9	4	55	105	5	0	.285
2015	AZL Dodgers (R)	0-0	0.00	1	0	0	0	0	1.2	3	3	0	0	0	0	4	2	0	.300
	Rancho Cucamonga (A)	0-0	0.00	1	1	0	0	0	4.0	0	0	0	0	0	2	8	1	0	.000
	Oklahoma City (AAA)	1-3	6.28	6	6	0	0	0	28.2	32	22	20	3	0	14	17	3	0	.286
	Iowa (AAA)	0-0	0.00	5	0	0	0	0	7.2	5	0	0	0	0	3	7	2	0	.185
	ATLANTA	0-3	7.52	15	3	0	0	0	26.1	36	23	22	2	1	11	14	1	0	.330
	CHICAGO-NL	1-0	2.12	11	0	0	0	0	17.0	8	4	4	2	1	5	22	1	0	.143
2016	Iowa (AAA)	0-3	4.58	6	6	0	0	0	19.2	25	12	10	3	1	12	25	0	0	.305
	CHICAGO-NL	4-4	2.74	50	1	0	0	0	65.2	49	22	20	7	5	35	66	3	0	.201
Major League Totals		69-76	4.05	262	174	3	2	1	1149.1	1097	562	517	114	46	462	820	59	4	.254
Minor League Totals		26-20	3.19	77	68	0	0	0	361.0	275	155	128	22	23	164	386	38	0	.212

2016 AND CAREER BATTING RECORD

YR	CLUB	AVG	G	AB	R	H	2B	3B	HR	RBI	SH	SF	HP	BB	SO	SB	CS	OBP	SLG
2016	CHICAGO-NL	.125	51	8	1	1	0	0	0	1	2	0	0	1	4	0	0	.222	.125
Major League Totals		.103	263	165	6	17	2	1	0	10	17	0	0	4	58	0	0	.124	.127

CAREER FIELDING

POSITION	PCT.	G	PO	A	E	TC	DP
Pitcher	.962	262	61	216	11	288	8

SINGLE-GAME HIGHS

INNINGS PITCHED.....9.0 IP, three times, last June 29, 2012 vs. Chicago (NL)
 LOW-HIT COMPLETE GAME.....3, August 2, 2010 vs. Kansas City
 STRIKEOUTS.....10, twice, last June 14, 2013 at San Diego
 MOST HITS ALLOWED.....12, twice, last August 1, 2011 at Seattle
 MOST RUNS ALLOWED.....10, July 22, 2011 at New York (AL)
 MOST WALKS ALLOWED.....7, June 14, 2011 vs. Kansas City
 MOST HOME RUNS ALLOWED.....4, June 27, 2009 at Colorado
 CAREER WINNING STREAK.....Seven games, twice last October 1, 2010 - May 9, 2011
 CAREER 10-STRIKEOUT GAMES (2).....June 14, 2013 at San Diego (10)
June 26, 2010 vs. Pittsburgh (10)
 CAREER HOME RUNS HIT.....None

CAREER TRANSACTIONS

2006.....Signed by the Oakland Athletics as a second-round selection in the First-Year Player Draft, July 8
 2011.....Acquired by the Arizona Diamondbacks along with LHP Craig Breslow in exchange for LHP Ryan Cook, OF Collin Cowgill and RHP Jarrod Parker, December 9
 2015.....Acquired by the Atlanta Braves along with cash considerations in exchange for OF/C Josh Elander, April 2.
Released by the Atlanta Braves, June 11.
Signed by the Los Angeles Dodgers as a minor league free agent, July 2.
Released by the Los Angeles Dodgers, August 14
Signed by the Chicago Cubs as a minor league free agent, August 18
Signed by the Chicago Cubs minor league free agent, December 14
 2017.....Signed by the San Diego Padres as a major league free agent, January 20



CARTER CAPPS

RIGHT-HANDED PITCHER



BATS/THROWS: R/R

OPENING DAY AGE: 26

BORN: August, 7 1990 in Kinston, NC

RESIDENCE: Snoqualmie, WA

ACQUIRED: From MIA via trade: July 29, 2016

CONTRACT STATUS: Signed through 2017

HEIGHT/WEIGHT: 6-5/230

SERVICE TIME: 4.007

CAREER

2016: Missed the entire season after undergoing Tommy John surgery on his right elbow on 3/8 while with the Miami Marlins, beginning and ending the season on the 60-day disabled list.

- Acquired by the Padres on 7/29 from MIA via trade.

2015: Split the campaign between Triple-A New Orleans and Miami, combining to go 1-2 with a 1.37 ERA (7 ER, 46.0 IP) in 43 appearances...recorded 68 strikeouts (13.30 strikeouts per nine innings) compared to just 17 walks.

- Opened season at Triple-A New Orleans, going 0-2 with three saves in four chances and a 1.80 ERA (3 ER, 15.0 IP) in 13 games.
- Allowed just one earned run (three total) over final 11 appearances (14.0 IP).
- Recalled by MIA on 4/13 and made one appearance before being optioned on 4/15...made season debut on April 13 at ATL, tossing scoreless eighth inning.
- Tossed Minor League season-high 2.1 innings to earn save on 4/22 at Iowa, allowing one hit while walking one and striking out five.
- Recalled for second time on 5/19...in 23 appearances prior to All-Star break went 1-0 with a 1.42 ERA (4 ER, 25.1 IP)...His 1.42 ERA tied sixth-lowest by Marlins reliever prior to break in Club history (min. 20 games).
- Recorded career highs in innings pitched (3.0) and strikeouts (six) on 5/23 vs. BAL, while earning first win since 9/6/13 vs. TB as member of SEA.
- Struck out in first career plate appearance on 5/23...in second at-bat of season on 6/3 vs. CHC, singled to right field off Travis Wood for first Major League hit.
- From time of second recall to going on DL on 8/3, led all MLB relievers with 57 strikeouts.
- Struck out at least one batter in 28 of 30 Major League appearances, and recorded two-or-more strikeouts 17 times.
- Recorded at least one strikeout in 18 consecutive appearances from 5/30 - 7/12, marking longest single-season streak in Marlins history (tied for second longest overall)...Steve Cishek owns club record with at least one strikeout in 21 consecutive relief outings from 8/22/13 to 4/22/14.
- Landed on 15-day disabled list on 8/3 with a right elbow strain and missed remainder of season.

2014: Missed the majority of the season due to a right elbow sprain, finishing 0-0 with a 3.93 ERA (9 ER, 20.1 IP) in 17 appearances with Miami.

- Appeared in 10 games, three starts, between Triple-A New Orleans, Single-A Jupiter and the Marlins Rookie-Level affiliate in the Gulf Coast League, going 0-1 with a 1.26 ERA (2 ER, 14.1 IP) and 21 strikeouts against eight walks.

2013: Made a career-high 53 appearances for the Seattle Mariners, going 3-3 with a 4.73 ERA (36 ER, 59.0 IP) and 66 strikeouts against 23 walks.

- Among American League rookie relievers in 2013, had the third-highest strikeouts-per-nine-innings ratio at 10.07, ranked fourth in strikeouts and appearances, fifth in holds (nine) and seventh in innings pitched.
- Recorded his first Major League win 4/18 vs. DET, tossing 2.0 scoreless innings while striking out three...worked 2.0 innings eight additional times over the remainder of the season.
- Made seven relief appearances for Triple-A Tacoma, going 0-0 with a 1.64 ERA (2 ER, 11.0 IP).
- Acquired by the Marlins on 12/11 from the Seattle Mariners in exchange for INF/OF Logan Morrison.

2012: Made Major League debut on 8/3 at NYY (0.1 IP, 2 H, 2 R, 2 ER, BB) after having contract selected from Tacoma on 7/31...appeared in just 43 career Minor League games prior to MLB debut.

- Named Mariners Minor League Pitcher of the Year after combining to go 2-3 with a 1.23 ERA (7 ER, 51.1 IP) and 75 strikeouts against 12 walks between Triple-A Tacoma and Double-A Jackson.
- Earned Southern League Midseason and Postseason All-Star honors with Jackson as well as an *Baseball America* Minor League All-Star selection

2011: Made professional debut with Single-A Clinton on 8/15 at Peoria.

PERSONAL

Carter Lewis Capps...graduated from North Lenoir (NC) High School in 2008 before attending Mount Olive (NC) College...earned 2010-11 Carolinas Male Athlete of the Year after going 14-1 with two saves and a 1.75 ERA in 20 games (15 starts)...established a NCAA Division II record by earning 24 consecutive wins over 2010 (10-0) and 2011 (14-1) seasons...honored as Division II National Pitcher of the Year following 2011 campaign.

CARTER CAPPS' CAREER PITCHING RECORD

YR	CLUB	W-L	ERA	G	GS	CG	SHO	SV	IP	H	R	ER	HR	HB	BB	SO	WP	BK	AVG
2011	Clinton (A)	1-1	6.00	4	4	0	0	0	18.0	19	12	12	1	2	10	21	1	0	.284
2012	Jackson (AA)	2-3	1.26	38	0	0	0	19	50.0	40	8	7	2	1	12	72	1	0	.212
	Tacoma (AAA)	0-0	0.00	1	0	0	0	0	1.1	0	0	0	0	0	0	3	0	0	.000
	SEATTLE	0-0	3.96	18	0	0	0	0	25.0	25	11	11	0	0	11	28	1	0	.260
2013	Tacoma (AAA)	0-0	1.64	7	0	0	0	0	11.0	6	3	2	0	3	4	9	1	0	.167
	SEATTLE	3-3	5.49	53	0	0	0	0	59.0	73	37	36	12	2	23	66	5	0	.302
2014	GCL Marlins (R)	0-0	0.00	2	2	0	0	0	1.1	0	1	0	0	0	2	2	0	0	.000
	Jupiter (A)	0-0	0.00	1	1	0	0	0	2.0	0	0	0	0	0	0	2	0	0	.000
	New Orleans (AAA)	0-1	1.64	7	0	0	0	0	11.0	8	3	2	0	0	6	17	2	0	.211
	MIAMI	0-0	3.98	17	0	0	0	0	20.1	19	9	9	1	2	5	25	2	0	.244
2015	New Orleans (AAA)	0-2	1.80	13	0	0	0	3	15.0	10	5	3	0	1	10	15	1	0	.196
	MIAMI	1-0	1.16	30	0	0	0	0	31.0	18	5	4	2	2	7	58	2	0	.168
	Major League Totals	4-3	3.99	118	0	0	0	0	135.1	135	62	60	15	6	46	177	10	0	.258
	Minor League Totals	3-7	2.13	73	7	0	0	22	109.2	83	32	26	3	7	44	141	6	0	.210

2016 AND CAREER BATTING RECORD

YR	CLUB	AVG	G	AB	R	H	2B	3B	HR	RBI	SH	SF	HP	BB	SO	SB	CS	OBP	SLG
2016	---	---	0	0	0	0	0	0	0	0	0	0	0	0	0	0	0	---	---
	Major League Totals	.500	30	2	0	1	0	0	0	0	0	0	0	0	1	0	0	.500	1.000

CAREER FIELDING

POSITION	PCT.	G	PO	A	E	TC	DP
Pitcher	1.000	118	4	14	0	18	2

SINGLE-GAME HIGHS

INNINGS PITCHED.....3.0 IP, May 23, 2015 vs. Baltimore
 LOW-HIT COMPLETE GAME.....None
 STRIKEOUTS.....3.0 IP, May 23, 2015 vs. Baltimore
 MOST HITS ALLOWED.....5, twice, last April 10, 2013 vs. Houston
 MOST RUNS ALLOWED.....4, June 17, 2013 at Los Angeles (AL)
 MOST WALKS ALLOWED.....3, August 13, 2012 vs. Tampa Bay
 MOST HOME RUNS ALLOWED.....2, three times, last June 25, 2013 vs. Pittsburgh
 CAREER 10-STRIKEOUT GAMES.....None
 CAREER HOME RUNS HIT.....None

CAREER TRANSACTIONS

2011.....Signed by the Seattle Mariners as a third round selection in the First-Year Player Draft.
 2013.....Traded by the Seattle Mariners to the Miami Marlins in exchange for Logan Morrison, December 11.
 2016.....Acquired by the San Diego Padres from the Miami Marlins via trade, July 29.

@Jhoulys45

46

JHOULYS CHACIN

RIGHT-HANDED PITCHER



BATS/THROWS: R/R

OPENING DAY AGE: 29

BORN: January 7, 1988 in Maracaibo, Venezuela

RESIDENCE: Maracaibo, Venezuela

ACQUIRED: Signed as a major league free agent: December 20, 2016

CONTRACT STATUS: Signed through 2017

HEIGHT/WEIGHT: 6-3/215

SERVICE TIME: 6.054

CAREER

2016: Jhoulys Chacin (pronunciation: JO-lease sha-SEEN) split the 2016 season between the Atlanta Braves and Los Angeles Angels of Anaheim, pitching to a combined 6-8 record with a 4.81 ERA (77 ER, 144.0 IP) and 119 strikeouts against 55 walks in 34 appearances, 22 starts.

- Began the season with Triple-A Gwinnett before having his contract selected by Atlanta on 4/12.
- Made five starts for the Braves, going 1-2 with a 5.40 ERA (16 ER, 26.2 IP) while striking out 27 and walking eight before being traded to LAA on 5/11 in exchange for LHP Adam McCreery.
- In his one start for Gwinnett on 4/7, earned the win and tossed 7.2 scoreless innings, allowing five hits and two walks while striking out seven at Norfolk.
- Went on to appear in 29 games and make 17 starts for the Angels, posting a 5-6 record with a 4.68 ERA (61 ER, 117.1 IP) and 92 strikeouts against 47 walks.
- Tossed a career-high tying 9.0 innings on 5/30 vs. DET, earning the win and striking out 10 while allowing one run on four hits and one walk in the club's 5-1 victory.
- Over his final four starts of the season, went 1-0 with a 0.75 ERA (2 ER, 24.0 IP) and 20 strikeouts against five walks while limiting opposing hitters to a .198 (17-for-86) average.

QUICK HIT

- **MLB Debut:** July 25, 2009 vs. SF (1.0 scoreless inning in relief)
- **First MLB Win:** May 12, 2016 at MIL

2015: In his 11th professional campaign, split the season between the Arizona Diamondbacks, Triple-A Reno and Triple-A Columbus, pitching to a combined 9-7 record and a 3.24 ERA.

- Attended Major League spring training with the Colorado Rockies and was given his unconditional release on 3/25.
- Signed by the Cleveland Indians to a minor league contract on 4/14.
- Made his first appearance of the season with Triple-A Columbus on 5/14.
- Released by CLE on 6/18 and signed as a minor league free agent by the ARI on 6/20.
- Had his contract purchased and made his ARI debut on 8/24...posted a 2-1 record with a 3.38 ERA in five appearances, four starts, for the Diamondbacks.
- Made two starts for ARI, 8/24 vs. STL and 8/29 at OAK, prior to being optioned back to Reno on 8/29.
- Recalled by ARI for the final time on 9/8 and made three appearances, two starts, the remainder of the season.
- Posted a 3.22 ERA while going 7-6 in 20 minor league starts between Triple-A Columbus and Triple-A Reno.
- Lasted at least 6.0 innings in 14 of his 20 minor league starts, 11 of which were 7.0-plus inning efforts.
- On 9/27 at SD, made his first appearance out of the bullpen since 7/23/10 at PHI.

2014: An injury plagued season resulted in him making just 11 starts at the Major League level, posting a 1-7 record with a 5.40 ERA (38 ER, 63.1 IP) and 42 strikeouts against 28 walks.

- Began the season on the 15-day DL with a right shoulder strain before being reinstated on 5/4...placed on DL again on 6/30 with right shoulder inflammation and would spend the remainder of the season on the DL.
- His 11 starts and 63.1 innings pitched were his lowest in any of his five full Major League seasons (since 2010).
- Made his season debut on 5/4 vs. NYM...went 5.0 innings and allowed four runs as the Rockies lost 5-1.
- His first quality start of the season came in his next outing on 5/9 at CIN as he allowed two runs on four hits over 6.0 innings.
- Did not allow more than four runs in each of his first seven starts but the Rockies scored 10 combined runs of support in those starts (2.33 RSA).
- His first and only win of 2014 came on 6/12 vs. ATL as the Rockies won 10-3 and he went 7.0 innings of shutout, two-hit baseball.
- Took the loss in his next three starts before being placed on the 15-day DL on 6/30...transferred to the 60-day DL on 7/4 through the end of the season.
- On 6/12 vs. ATL, he became the seventh pitcher in franchise history to hit the 500 strikeout mark in a Rockies uniform, joining Ubaldo Jimenez, Pedro Astacio, Jeff Francis, Jorge De La Rosa, Jason Jennings and Aaron Cook.
- He was the 141st active pitcher to join the 500 strikeout society.
- With his start on 5/9 at CIN, he made his 100th career start, all with the Rockies.
- He became the ninth Rockie to have ever started at least 100 games and 95th active pitcher with at least 100 starts.

2013: Set career highs in wins (14) and innings pitched (197.1) while starting a career-high-tying 31 games for the Rockies...compiled a 14-10 record with a 3.47 ERA (76 ER, 197.1 IP) and 19 quality starts

- Placed on the disabled list on 4/20 with a left lower back strain and was reinstated on 5/5.
- His 31 starts were tied with teammate Juan Nicasio for most starts while his 126 strikeouts led the team.
- Became the third-youngest Rockie pitcher to open the season as the team's Opening Day starter at the age of 25 years and 84 days old...tossed 6.2 innings and allowed one run on three hits with six strikeouts in the no-decision at MIL on 4/1...David Nied in 1993 (24 years, 104 days) and Jason Jennings in 2003 (24 years, 258 days) were the only other younger Opening Day starters over the franchise's 21 Opening Days.
- Forced opponents to ground into 30 double plays, the second-most by an NL pitcher, trailing only Adam Wainwright (32)...20 of those came at Coors Field, which led all pitchers for GIDPs at home.

2013 continued

- In the first half of the season, established a career-best five-game winning streak (6/11 - 7/4)...during the streak he tossed 34.1 combined innings and allowed just eight runs (2.10 ERA) and 30 hits.
- Became the second Rockies pitcher that season to have a five-game winning streak (De La Rosa, 5/7 - 6/2).
- Set a new record for the longest a pitcher has taken a no-hitter in a game at Coors Field on 8/28 vs. SF (previous 6.1 no-hit innings by John Thomson 5/2/02 vs. PIT)...took the no-hitter into the seventh inning before Brandon Crawford broke up the bid with a two-out single.
- He also matched Jorge De La Rosa (5/12 at STL) for the longest a Rockies pitcher took a no-hitter on the season.

2012: Made 14 starts in his fourth season with Colorado, pitching to a combined 3-5 record with a 4.43 ERA (34 ER, 69.0 IP) and 45 strikeouts against 32 walks.

- Made 82 career appearances, 67 starts, all for Colorado, before his 25th birthday.
- Began the season allowing 20 runs over 24.2 innings in five starts before being placed on the 15-day DL with a left-lower back strain on 4/20.
- Returned from the DL on 8/21 vs. LAD after spending 97 games on the disabled list...in his final nine starts after his return from the DL, he went 3-2 with a 2.84 ERA (14 ER/44.1 IP), tossing at least 5.0 innings in six of those starts
- Opponents hit .288 (80-for-278) against him in 2012, the highest mark against him in his career (.227 in 2010, .231 in 2011).
- Left-handers batted .293 (43-for-147), while right-handers hit .282 (37-for-131).
- On his way back from the DL, made five starts at three different levels of the Rockies system, including one start at Single-A Modesto and two at both Double-A Tulsa and Triple-A Colorado Springs.
- Between the three stops he went 1-3 with a 5.40 ERA (15 ER, 25.0 IP), seven walks and 13 strikeouts.
- At the season's conclusion, he was one of 18 pitchers who have thrown at least 200.0 innings at Coors Field over the stadium's 19-year history.

2011: Was the only Rockies starter to stay in the club's rotation throughout the entire 2011 season, leading the Rockies' staff in starts (31), quality starts (18), wins (11), strikeouts (150) and innings pitched (194.0).

- Additionally, his 3.62 ERA and .231 opponent batting average were both second-lowest among Rockies starters (De La Rosa - 3.51, .222).
- His 6.96 strikeouts per 9.0 innings pitched were the 10th-best mark for a single-season in Rockies history.
- Tossed two complete games, the first coming 4/15 vs. CHI, where he earned the win in the shutout, allowing just six hits and striking out seven...his second came in a loss on 8/11 at CIN when he allowed just two runs on six hits and a season-high nine strikeouts.
- His 3.62 ERA in what was his first full Major League season represented the third-lowest ERA in a single full season for a Rockies starter in franchise history.
- Tossed his first career shutout in his third start of the season, 4/15 vs. CHI, allowing just six hits while striking out seven and walking two in the club's 5-0 win.
- With his start on 9/9 vs. CIN, he became one of 20 pitchers in franchise history to have made at least 50 starts.

2010: Among National League rookies, finished second with 138 strikeouts, third with an opponents batting average of .237, tied for third with nine wins and fourth with 21 starts, an ERA of 3.28 and 137.1 innings pitched.

- Set the Rockies rookie record for most strikeouts in a rookie season with 138 and had the lowest ERA (3.28) by a Rockies starter in his rookie season.
- From 8/17 through the end of the season, he went 4-2 with a 1.44 ERA (8 ER, 50.0 IP).
- In his 10 losses as a starter, the Rockies gave him just 17 runs of support.
- Tossed his fourth 7.0-plus inning shutout on 9/18 at LAD, tying a team record for 7.0-plus inning shutouts in a rookie season.
- Became the first Rockies rookie to toss 7.0 shutout innings in a start since Denny Stark also did so 9/24/02 at LAD...also became the third Rockies rookie to allow just one hit over 7.0 shutout innings, as both Jason Jennings (8/1/02 at PIT) and Stark (9/24/02 at LAD) did so.

2009: Began the season with Double-A Tulsa and was called up to Colorado on 7/24, making his MLB debut the next day on 7/25 vs. SF, tossing a scoreless inning with a walk and two strikeouts in the Rockies' 8-2 victory

- Later made four starts for Triple-A Colorado Springs in August before returning to the big leagues for the stretch run in September.
- Went 7-3 with a 2.71 ERA (25 ER/83.0 IP) in his final 14 starts for Double-A Tulsa before being summoned to the Majors on 7/24.
- Made his first MLB start 8/11 vs. PIT and took his first loss after allowing four runs on one hit and six walks in 2.2 innings.
- Following that start he was optioned to Triple-A Colorado Springs and made his Triple-A debut on 8/18 at Oklahoma City, pitching the first 5.1 frames of a combined no-hitter for the Sky Sox.
- Returned to the Majors on 9/8 and made three appearances for the Rockies in the final month of the season...Held Major League hitters to a .167 (6-for-36) average.
- Following the minor league season, he was named to the Texas League Postseason All-Star team.

2008: In his first full professional season in 2008, was named the MiLB.com Minor League Starting Pitcher of the Year, pitching to a combined 18-3 record with a 2.03 ERA (40 ER, 177.2 IP) and 160 strikeouts against 42 walks between Single-A Asheville and Single-A Modesto.

- His 18 combined wins led all of Minor League baseball...also named by *Baseball America* as a Minor League All-Star and a Single-A All-Star.
- Earned South Atlantic League Mid-Season and Postseason All-Star honors.
- Also named by MiLB.com as the Rockies Organizational Pitcher of the Year

2007: The only Rookie-Level Casper player in 2007 to be named to the Pioneer League Postseason All-Star team after pitching to a 6-5 record with a 3.13 ERA (32 ER, 92.0 IP) with 77 strikeouts against 26 walks.

2006: Made 11 starts (12 appearances) for the Dominican Summer League Rockies, posting a 4-1 record with a 1.49 ERA (12 ER, 72.2 IP) with 67 strikeouts against 18 walks.

PERSONAL

Jhoulys Jose Chacin...is the second cousin of former MLB pitcher Gustavo Chacin...originally signed by Colorado Rockies' scouts Rolando Fernandez and Orlando Media.

JHOULYS CHACIN'S CAREER PITCHING RECORD

YR	CLUB	W-L	ERA	G	GS	CG	SHO	SV	IP	H	R	ER	HR	HB	BB	SO	WP	BK	AVG
2006	DSL Rockies (R)	4-1	1.49	12	11	1	1	0	72.2	60	20	12	4	6	18	67	4	0	.226
2007	Casper (R)	6-5	3.13	15	15	0	0	0	92	85	45	32	5	2	26	77	6	0	.248
2008	Modesto (A)	8-2	2.31	12	12	0	0	0	66.1	61	20	17	3	4	12	62	4	0	.247
	Asheville (A)	10-1	1.86	16	16	2	0	0	111.1	82	30	23	3	12	30	98	8	0	.205
2009	Colorado Springs (AAA)1-2	3.77	4	4	0	0	0	0	14.1	11	7	6	2	0	13	11	0	1	.220
	Tulsa (AA)	8-6	3.14	18	18	1	0	0	103.1	87	45	36	10	7	35	86	5	0	.227
	COLORADO	0-1	4.91	9	1	0	0	0	11	6	6	6	1	0	11	13	2	0	.167
2010	Colorado Springs (AAA)3-2	1.51	7	7	0	0	0	0	35.2	27	10	6	1	2	17	34	4	1	.214
	COLORADO	9-11	3.28	28	21	0	0	0	137.1	114	64	50	10	9	61	138	7	0	.227
2011	COLORADO	11-14	3.62	31	31	2	1	0	194	168	87	78	20	4	87	150	7	0	.231
2012	COLORADO	1-1	2.63	2	2	0	0	0	13.2	10	4	4	1	0	5	3	0	0	.208
	Tulsa (AA)	0-1	6.00	2	2	0	0	0	9	9	6	6	1	0	2	7	0	0	.257
	Modesto (A)	0-1	19.29	1	1	0	0	0	2.1	7	5	5	0	0	0	1	0	0	.583
	COLORADO	3-5	4.43	14	14	0	0	0	69	80	35	34	10	2	32	45	3	0	.288
2013	COLORADO	14-10	3.47	31	31	0	0	0	197.1	188	82	76	11	3	61	126	5	1	.253
	Colorado Springs (AAA)1-1	2.53	2	2	0	0	0	0	10.2	9	5	3	0	1	5	8	0	0	.220
2014	Modesto (A)	0-2	8.59	2	2	0	0	0	7.1	8	7	7	1	0	3	4	0	0	.276
	COLORADO	1-7	5.40	11	11	0	0	0	63.1	63	38	38	8	1	28	42	4	0	.265
2015	Columbus (AAA)	1-3	3.21	7	7	0	0	0	42	39	17	15	3	0	15	25	0	0	.245
	Reno (AAA)	6-3	3.22	13	13	0	0	0	86.2	79	37	31	3	5	30	63	1	1	.248
	ARIZONA	2-1	3.38	5	4	0	0	0	26.2	24	11	10	4	0	10	21	0	0	.240
2016	Gwinnett	1-0	0.00	1	1	0	0	0	7.2	5	0	0	0	1	2	7	0	0	.192
	ATLANTA	1-2	5.40	5	5	0	0	0	26.2	29	17	16	4	0	8	27	0	0	.274
	LOS ANGELES (AL)5-6	4.68	29	17	1	0	0	0	117.1	124	64	61	10	5	47	92	0	0	.272
Major League Totals		46-57	3.94	163	135	3	1	0	842.2	796	404	369	78	24	345	654	33	2	.250
Minor League Totals		50-31	2.71	114	113	4	1	0	675	579	258	203	37	40	213	555	32	3	.233

2016 AND CAREER BATTING RECORD

YR	CLUB	AVG	G	AB	R	H	2B	3B	HR	RBI	SH	SF	HP	BB	SO	SB	CS	OBP	SLG
2016	ATLANTA	.250	5	8	0	2	0	0	0	1	0	0	0	0	1	0	0	.250	.250
	LOS ANGELES (AL).500	.29	2	1	1	0	0	0	0	0	0	0	0	0	0	0	0	.500	.500
Major League Totals		.186	158	221	12	41	5	0	1	16	14	2	7	48	0	0	.212	.222	

CAREER FIELDING

POSITION	PCT.	G	PO	A	E	TC	DP
Pitcher	.953	163	81	121	10	212	8

SINGLE-GAME HIGHS

INNINGS PITCHED.....9.0 IP, twice last May 30, 2016 vs. Detroit
 LOW-HIT COMPLETE GAME.....4, May 30, 2016 vs. Detroit
 STRIKEOUTS.....12, June 27, 2010 at Los Angeles (AL)
 MOST HITS ALLOWED.....12, July 1, 2016 at Boston
 MOST RUNS ALLOWED.....8, twice, last May 16, 2013 vs. San Francisco
 MOST WALKS ALLOWED.....7, July 21, 2011 vs. Atlanta
 MOST HOME RUNS ALLOWED.....4, May 4, 2016 at New York (NL)
 CAREER WINNING STREAK.....Five games, June 11 - July 4, 2013
 CAREER 10-STRIKEOUT GAMES (2).....last, May 30, 2016 vs. Detroit
 CAREER HOME RUNS HIT.....None

CAREER TRANSACTIONS

2005.....Signed by the Colorado Rockies as a non-drafted free agent, September 27
 2015.....Signed by the Cleveland Indians as a minor league free agent, April 14
Released by the Cleveland Indians, June 18
Signed by the Arizona Diamondbacks as a minor league free agent, June 19
 2016.....Signed by the Atlanta Braves as a minor league free agent, January 7
Acquired by the Los Angeles Angels of Anaheim in exchange for left-handed pitcher Adam McCreery, May 11
Signed by the San Diego Padres as a major league free agent, December 20



PAUL CLEMENS

RIGHT-HANDED PITCHER

BATS/THROWS: R/R

OPENING DAY AGE: 29

BORN: February 14, 1988 in Columbia, SC

RESIDENCE: Oxford, PA

ACQUIRED: Claimed off waivers from the Miami Marlins: June 28, 2016

CONTRACT STATUS: Signed through 2017

HEIGHT/WEIGHT: 6-3/15

SERVICE TIME: 1.128

CAREER

2016: Split the season between Miami and San Diego, posting a combined 4-5 record with a 4.04 ERA (32 ER, 71.1 IP) and 53 strikeouts against 31 walks in 18 games, 14 starts total.

- Posted career bests overall on the season in several categories, including starts (14), ERA (4.04), opponents average (.262) and strikeouts (53).
- Began the season with Triple-A New Orleans in the Marlins organization where he made 14 starts before having his contract selected by Miami on 6/19...made two starts for the Marlins before being acquired by the Padres off waivers on 6/28.
- In his 16 games, 12 starts, for San Diego he went 3-5 with a 3.67 ERA (25 ER, 61.1 IP) and 47 strikeouts against 23 walks.
- His first three outings with the Padres came in relief from 7/4 - 7/8 before making a spot start in a doubleheader on 7/20 at STL...made one more relief appearance after that on 7/26 before transitioning full-time to the rotation on 7/31 for the remainder of the season.
- In his 11 starts from 7/31 through the remainder of the year he went 3-4 with a 3.76 ERA (22 ER, 52.2 IP) and 39 strikeouts against 18 walks.
- Had his best month of the season in September when he went 2-1 with a 2.75 ERA (6 ER, 19.2 IP) in four starts.
- Worked a season-high 6.0 innings in his final start of the year on 10/2 at ARI, the Padres last game of the year, allowing just one run on four hits and two walks while striking out a career-high seven batters.

QUICK HIT

- **First MLB Win:** April 9, 2013 at SEA (4.0 relief innings in Major League debut)

2015: Combined to go 2-5 with 5.73 ERA (31 ER, 48.2 IP) in 17 appearances among four teams in both Philadelphia and Kansas City systems

- Opened season as member of Triple-A Lehigh Valley starting rotation, going 0-1 with 5.48 ERA (14 ER, 23.0 IP) in five starts before landing on seven-day DL with right ankle sprain on 5/7.
- Season high of 6.0 innings pitched came in first start of season, 5/13 vs. Syracuse...allowed three runs (two earned) on four hits and a walk with two strikeouts and one wild pitch.
- Returned from DL on 6/16 and made one relief appearance with Single-A Clearwater before being transferred back to Lehigh Valley on 6/17
- Released by PHI on 6/25 and signed by KC on 8/2...reported to Triple-A Omaha, where in five games went 2-1 with 2.57 ERA (2 ER/7.0 IP).
- Transferred to Double-A Northwest Arkansas on 8/18, and in five games (three starts), was 0-1 with one save and 7.47 ERA (13 ER, 15.2 IP).
- In first two appearances with Northwest Arkansas, recorded consecutive 3.0 inning relief outings.
- In first appearance, 8/19 at San Antonio, limited Missions to one hit and secured only save opportunity of season.
- After the season, made four starts in five appearances with Tiburones de La Guaira of Venezuelan Winter League... had 0-2 record and 4.86 ERA (9 ER, 16.2 IP).

2014: Made five different stints with the Astros, making 13 relief appearances and posting a 0-1 record with a 5.84 ERA (16 ER, 24.2 IP).

- Made 14 relief appearances and five starts for Triple-A Oklahoma City, posting a 6-3 record with a 4.08 ERA (21 ER, 46.1 IP) with 41 strikeouts against 23 walks.

2013: Finished 2013 season with club-leading four relief wins in 30 appearances for Houston...also made five starts, posting a 3.71 ERA (11 ER, 26.2 IP).

- Made MLB debut on 4/9 at SEA, earning win after tossing 4.0 innings of relief...only other Astros pitcher to toss 4.0-plus innings and earn win in relief in MLB debut was RHP Don Wilson (6.0 IP) on 9/29/66 at CIN.
- Was one of three Astros pitchers to make first MLB start in 2013 (also, Jarrod Cosart and Brett Oberholtzer).
- In second appearance, worked 5.1 scoreless innings of relief on 4/15 at OAK, allowing just one hit...marked longest scoreless relief outing by an Astro since Shane Reynolds went 7.0 scoreless frames on 7/17/94 at PIT...was also longest relief appearance by an Astro since Dave Borkowski went 6.0 innings (two ER) on 8/15/06 vs. CHC.
- Also made six starts for Triple-A Oklahoma City, going 3-2 with a 4.50 ERA (15 ER, 30.0 IP)



2012: Split the season between Triple-A Oklahoma City and Double-A Corpus Christi, pitching to a combined 11-10 record with a 5.78 ERA (92 ER, 143.1 IP) and 105 strikeouts against 43 walks in 27 appearances, all starts.

- Earned August Pitcher of the Month honors for Corpus Christi after going 3-2 with 3.09 ERA (12 ER, 35.0 IP).

2011: Split the season between Double-A Corpus Christi and Triple-A Oklahoma City of Houston's system and Double-A Mississippi of Atlanta's system, going a combined 8-7 with a 3.81 ERA (61 ER, 144.0 IP) with 125 strikeouts against 62 walks.

- Acquired by the Houston Astros along with RHP Juan Abreu, RHP, Brett Oberholtzer and OF Jordan Schafer from the Atlanta Braves in exchange for OF Michael Bourn and cash considerations on 7/31.
- Earned Southern League Mid-Season All-Star honors after finishing with a 5-4 record and a 3.29 ERA (29 ER, 79.1 IP) in 14 starts prior to the All-Star break.

2010: Split the season between Single-A Rome and Single-A Myrtle Beach, pitching to a combined 2-4 record with a 3.23 ERA (34 ER, 94.2 IP) with 81 strikeouts against 36 walks in 35 games, eight starts.

2009: Made 26 appearances, 11 starts, for Single-A Rome, posting a 6-5 record with a 5.91 ERA (56 ER, 85.1 IP) and 64 strikeouts against 49 walks.

2008: In his first professional season, split the 2008 campaign between the Gulf Coast League Braves, Rookie-Level Danville and Single-A Rome, pitching to a combined 4-4 record with a 3.58 ERA (26 ER, 65.1 IP) with 59 strikeouts against 20 walks.

PERSONAL

Paul Arthur Clemens...married Marlee Broadrick on 11/19/11...couple has two children, Gracelee and Kashton...is 2006 graduate of Robinson High School (VA)...went on to pitch two years (2006-07) at Louisburg JC in North Carolina before being drafted for the first time...posted a 7-1 record and a 2.37 ERA (17 ER, 64.1 IP) in sophomore season (2007) and was drafted by SF, but did not sign...returned to Louisburg and went 4-3 with a 5.08 ERA (23 ER, 41.1 IP) in 2008.

PAUL CLEMENS' CAREER PITCHING RECORD

YR	CLUB	W-L	ERA	G	GS	CG	SHO	SV	IP	H	R	ER	HR	HB	BB	SO	WP	BK	AVG
2008	Rome (A)	0-1	9.00	1	1	0	0	0	4.0	7	5	4	0	1	2	0	1	0	.412
	GCL Braves (R)	1-0	0.00	1	0	0	0	0	3.0	1	0	0	0	0	0	2	0	0	.111
	Danville (R)	3-3	3.39	12	8	0	0	1	58.1	57	33	22	6	3	18	57	7	1	.252
2009	Rome (A)	6-5	5.91	26	11	0	0	3	85.1	105	67	56	7	4	49	64	7	1	.296
2010	Myrtle Beach (A)	0-4	3.69	27	8	0	0	2	75.2	83	46	31	5	2	28	65	10	0	.275
	Rome (A)	2-0	1.42	8	0	0	0	1	19.0	11	5	3	1	0	8	16	1	0	.164
2011	Oklahoma City (AAA)0-1	15.43	1	1	0	0	0	0	4.20	4	8	8	1	0	6	6	1	1	.250
	Mississippi (AA)	6-5	3.73	20	20	0	0	0	108.2	103	57	45	8	5	44	93	7	1	.249
	Corpus Christi (AA)2-1	2.35	5	5	0	0	0	0	30.2	23	9	8	3	0	12	26	0	1	.200
2012	Oklahoma City (AAA)8-8	6.73	20	20	0	0	0	0	101.2	145	82	76	16	2	32	68	4	2	.341
	Corpus Christi (AA)3-2	3.46	7	7	0	0	0	0	41.2	41	18	16	7	2	11	37	5	2	.255
2013	Oklahoma City (AAA)3-2	4.50	6	6	0	0	0	0	30.0	27	19	15	1	2	11	16	2	0	.235
	HOUSTON	4-7	5.40	35	5	0	0	0	73.1	82	48	44	16	2	26	49	2	0	.283
2014	Oklahoma City (AAA)6-3	4.08	19	5	0	0	1	46.1	37	21	21	4	3	23	41	3	2	.216	
2014	HOUSTON	0-1	5.84	13	0	0	0	0	24.2	28	20	16	5	1	13	16	0	0	.275
2015	Lehigh Valley (AAA)0-3	6.00	6	5	0	0	0	0	24.0	27	17	16	3	0	20	22	2	1	.290
	Northwest Arkansas (AA)0-1	7.47	5	3	0	0	1	15.2	15	13	13	2	0	6	9	1	0	.254	
	Clearwater (A)	0-0	0.00	1	0	0	0	0	2.0	2	0	0	0	0	1	0	0	.250	
2016	Omaha (AAA)	2-1	2.57	5	0	0	0	0	7.0	8	2	2	1	0	2	4	0	0	.320
	New Orleans (AAA)6-4	4.30	14	14	2	1	0	0	75.1	66	38	36	6	3	25	66	2	0	.234
	MIAMI	1-0	6.30	2	2	0	0	0	10.0	11	7	7	5	1	8	6	0	0	.289
	SAN DIEGO	3-5	3.67	16	12	0	0	0	61.1	61	32	25	9	3	23	47	4	1	.257
Major League Totals		8-13	4.89	66	19	0	0	0	169.1	182	107	92	35	7	70	118	6	1	.273
Minor League Totals		48-44	4.57	184	114	2	1	9	733.0	762	440	372	71	27	297	593	53	12	.267

2016 AND CAREER BATTING RECORD

YR	CLUB	AVG	G	AB	R	H	2B	3B	HR	RBI	SH	SF	HP	BB	SO	SB	CS	OBP	SLG
2016	MIAMI	.000	2	2	0	0	0	0	0	0	0	0	0	0	2	0	0	.000	.000
	SAN DIEGO	.000	16	19	1	0	0	0	0	0	0	0	0	1	9	0	0	.000	.000
Major League Totals		.000	18	21	1	0	0	0	0	0	0	0	0	1	11	0	0	.045	.000

CAREER FIELDING

POSITION	PCT.	G	PO	A	E	TC	DP
Pitcher	.917	66	4	18	2	24	1

SINGLE-GAME HIGHS

INNINGS PITCHED.....7.0 IP, September 15, 2013 vs. Los Angeles (AL)
 LOW-HIT COMPLETE GAME.....None
 STRIKEOUTS.....7, October 2, 2016 at Arizona
 MOST RUNS ALLOWED.....6, July 26, 2013 at Toronto
 MOST WALKS ALLOWED.....5, twice, last June 7, 2014 at Minnesota
 MOST HOME RUNS ALLOWED.....3, twice, last June 20, 2016 vs. Colorado
 CAREER WINNING STREAK.....Two games, May 27 - May 29, 2013
 CAREER 10-STRIKEOUT GAMES.....None
 CAREER HOME RUNS HIT.....None

CAREER TRANSACTIONS

2007.....Selected by the San Francisco Giants in the 36th round of the 2007 First-Year Player Draft (did not sign)
 2008.....Signed by the Atlanta Braves in the seventh round of the 2008 First-Year Player Draft, June 8.
 2011.....Acquired by the Houston Astros along with RHP Juan Abreu, RHP, Brett Oberholtzer and OF Jordan Schafer from the Atlanta Braves in exchange for OF Michael Bourn and cash considerations, July 31.
 2014.....Signed by the Philadelphia Phillies as a minor league free agent, November 21.
 2015.....Released by the Philadelphia Phillies, June 25.
Signed by the Kansas City Royals as a minor league free agent, August 2.
Signed by the Miami Marlins as a minor league free agent, November 24.
 2016.....Claimed off waivers by the San Diego Padres from the Miami Marlins, June 28



@DustyColeman8

78

DUSTY COLEMAN

INFILDER



BATS/THROWS: R/R

OPENING DAY AGE: 29

BORN: April 20, 1987 in Sioux Falls, SD

RESIDENCE: Shawnee, Kansas

ACQUIRED: Signed as a minor league free agent, November 22, 2016

CONTRACT STATUS: Signed through 2017

HEIGHT/WEIGHT: 6-2/205

SERVICE TIME: 0.021

NON-ROSTER INVITEE

CAREER

2016: Combined to hit .244 (52-for-213) in 63 games with the Royals Rookie-Level Arizona League affiliate and Triple-A Omaha, recording 26 RBI and 31 runs scored.

- Missed time while with Omaha when he was placed on the seven-day disabled list from 5/18 - 7/28...began a rehab assignment with the Arizona League Royals on 7/19.

QUICK HIT

- **MLB Debut:** July 3, 2015 vs. MIN

2015: Made his Major League debut for the Kansas City on 7/3 vs. MIN...appeared in four games during his first career Major League call-up.

- Named an Organization All-Star for Kansas City by MiLB.com.
- Split most of the season between Double-A Northwest Arkansas and Triple-A Omaha, combining to hit .292 (100-for-342) with 45 RBI and 43 runs scored in 99 games.
- Missed some time while with Omaha when he was placed on the seven-day disabled list from 7/27 - 8/5.

2014: Named a Texas League Mid-Season All-Star for Double-A Midland for a second consecutive season.

- Played the entire season with Midland, hitting .223 (109-for-489) with 27 doubles, 18 home runs, 81 RBI and 79 runs scored in a career-high 135 games.

2013: Combined to hit .255 (129-for-505) in 136 games between Double-A Midland and Triple-A Sacramento...recorded 48 extra-base hits, 62 RBI and 69 runs scored.

- Named a Texas League Mid-Season All-Star for Midland.

2012: Spent the entire season with Double-A Midland, hitting .201 (86-for-427) in 128 games with 15 home runs, 59 RBI and 51 runs scored.

2011: Finished the season among organizational leaders in several categories within Oakland's farm system, ranking fifth in doubles (30) and runs scored (76), sixth in extra-base hits (49), eighth in total bases (206) and ninth in steals (21).

- Split the season between Single-A Stockton and Triple-A Sacramento, appearing in 130 games and hitting a combined .247 (123-for-498) with 15 home runs, 70 RBI, 76 runs scored and 21 stolen bases.
- Earned California League Player of the Week honors for the week ending in July 4.
- Named the Best Defensive Short-Stop in the California League.
- Played for the Phoenix Desert Dogs in the Arizona Fall League, where he hit .167 (9-for-54) in 15 games with three home runs and eight RBI.

2010: Missed the entire season after undergoing surgery on a broken right wrist.

2009: Split the season between Single-A Kane County and Single-A Stockton, batting a combined .247 (110-for-446) in 119 games with 26 doubles, six triples, nine home runs, 50 RBI and 70 runs scored.

- Named a Midwest League Mid-Season All-Star for Kane County.
- Was among organizational leaders in the A's farm system, ranking tied-for-third in triples (6), ninth in stolen bases (20) and 10th in runs (70).

2008: Split his first professional season between the A's Rookie-Level Arizona League affiliate and Single-A Vancouver, hitting a combined .293 (29-for-99) with 11 RBI and 17 runs scored in 26 games played.

- Following the season, ranked as the Athletics No. 22 prospect by *Baseball America*.
- Tabbed as the 18th-best prospect in the Northwest League.

PERSONAL

Dustin Michael Coleman (Dusty)...he and his wife, Sarah, have one son named Noah... attended Wichita State University where he hit .314 with eight home runs and 71 RBI before being drafted by the Oakland Athletics during his sophomore year...in 2006, was named the South Dakota High School Player of the Year and a High School All-American for Bishop O'Gorman High School...while in high school, won two state football championships and one in basketball...holds an annual baseball camp, the "D-C Clinic," during the winter in Sioux Falls, South Dakota...his father played football at Augustana College (SD)...his grandfather played football at Colorado State... originally signed by Athletics' scout Yancy Ayres

DUSTY COLEMAN'S CAREER BATTING RECORD

YR	CLUB	AVG	G	AB	R	H	2B	3B	HR	RBI	SH	SF	HP	BB	SO	SB	CS	OBP	SLG	E
2008	AZL Athletics	.222	7	27	4	6	0	0	1	5	0	0	1	2	10	1	1	.300	.333	2
	Vancouver (A)	.319	19	72	13	23	8	1	0	6	2	0	0	4	26	1	0	.355	.458	3
2009	Kane County (A)	.254	93	346	56	88	22	4	8	42	0	0	8	40	115	18	8	.345	.410	24
	Stockton (A)	.220	26	100	14	22	4	2	1	8	0	0	2	10	39	2	2	.304	.330	4
2011	Stockton (A)	.240	120	462	71	111	27	4	15	66	3	5	6	46	171	21	4	.314	.413	30
	Sacramento (AAA)	.333	10	36	5	12	3	0	0	4	0	0	0	1	14	0	2	.351	.417	0
2012	Midland (AA)	.201	128	427	51	86	16	4	15	59	4	4	10	41	182	9	8	.284	.363	18
2013	Midland (AA)	.260	130	484	65	126	34	10	3	61	5	2	6	57	155	17	10	.344	.390	21
	Sacramento (AAA)	.143	6	21	4	3	1	0	0	1	0	0	1	0	5	1	0	.182	.190	2
2014	Midland (AA)	.223	135	489	79	109	27	2	18	81	4	5	9	47	202	16	5	.300	.397	22
2015	Northwest Arkansas (AA)	.341	26	91	12	31	9	0	2	18	1	1	7	14	23	4	4	.460	.505	5
	Omaha (AAA)	.275	73	251	31	69	11	2	7	27	7	0	4	14	69	8	2	.323	.418	9
	KANSAS CITY	.000	4	5	0	0	0	0	0	0	0	0	0	0	3	0	0	.000	.000	0
	AZL Royals	.280	7	25	5	7	2	1	1	5	0	1	0	3	5	2	0	.345	.560	0
2016	Omaha (AAA)	.239	56	188	26	45	11	2	5	21	4	0	3	12	58	6	3	.296	.399	0
Major League Totals		.000	4	5	0	0	0	0	0	0	0	0	0	0	3	0	0	.000	.000	0
Minor League Totals		.244	836	3019	436	738	175	32	76	404	30	18	57	291	1074	106	49	.321	.399	146

*Led league +Tied for league lead @Rehab assignment

CAREER FIELDING

POSITION	PCT.	G	PO	A	E	TC	DP
Third Base	1.000	2	2	2	0	3	0

SINGLE-GAME HIGHS

HITTING STREAK.....None
 HITS.....None
 DOUBLES.....None
 RBI.....None
 RUNS SCORED.....None
 WALKS.....None
 STRIKEOUTS.....1, three times, last July 23, 2015 at St. Louis
 CAREER WALK-OFF HITS.....None

CAREER TRANSACTIONS

2008.....Selected by the Oakland Athletics in the 28th round of the First-Year Player Draft.
 2015.....Signed by the Kansas City Royals as a minor league free agent, January 16.
Signed by the Kansas City Royals as a minor league free agent, November 9.
 2016.....Signed by the San Diego Padres as a minor league free agent, December 2.



FRANCHY CORDERO

INFIELDER/OUTFIELDER

71

BATS/THROWS: L/R
OPENING DAY AGE: 22
BORN: September 2, 1994 in Azua, Azua Dominican Republic
RESIDENCE: Azua, Dominican Republic
ACQUIRED: Signed as a minor league free agent: November 1, 2011
CONTRACT STATUS: Signed through 2017

HEIGHT/WEIGHT: 6-3/175
SERVICE TIME: 0.000

CAREER

2016: Split the season between Single-A Lake Elsinore, Double-A San Antonio and Triple-A El Paso, batting a combined .290 (161-for-555) with 24 doubles, 16 triples, 11 home runs, 54 RBI, 79 runs scored and 23 stolen bases.

- Spent the majority of the season with Lake Elsinore, hitting .286 (85-for-297) with 16 doubles, eight triples, five home runs and 35 RBI with 47 runs scored.
- Made a four-game stint with Triple-A El Paso, scoring one run with one hit and three walks.
- Named the Texas League Player of the Week on 8/7 after batting .400 (8-for-20) with three doubles, a triple and five RBI in five games while with San Antonio.
- Was named as a 2016 MiLB.com Organizational All-Star for San Diego.

2015: Spent the entire season with Single-A Fort Wayne, hitting .243 (117-for-481) with 13 doubles, one triple, five home runs, 34 RBI and 59 runs scored.

2014: Split the season between short season Single-A Eugene and Single-A Fort Wayne, hitting a combined .255 (83-for-325) with 10 doubles, five triples, nine home runs, 44 RBI, 45 runs and 16 stolen bases over 83 games.

- Started the season at Fort Wayne where he played in 22 games.
- Batted .279 (67-for-240) with eight doubles, four triples, nine home run, 35 RBI and 40 runs scored in 61 games for Eugene.
- Named a Northwest League Mid-Season All-Star...rated by *Baseball America* as the seventh-best prospect in the league.

2013: Appeared in 35 games for the Rookie-Level AZL Padres, batting .333 (47-for-141) with four doubles, six triples, three home runs, 17 RBI, 23 runs scored and 11 stolen bases.

- Tied for the Arizona League lead in slugging (.511), tied for second in triples and fourth in average.
- Was named to the Arizona League All-Star team...ranked No. 3 prospect in the Arizona League by *Baseball America*.

2012: Made his professional debut with the Padres Dominican Summer League affiliate, batting .270 (62-for-230) with nine doubles, six triples, one home run, 38 RBI and 39 runs scored in 61 games.

PERSONAL

Franchy Vargas Cordero...signed by Padres scouts Felix Feliz, Martin Jose and Randy Smith.

FRANCHY CORDERO'S CAREER BATTING RECORD

YR	CLUB	AVG	G	AB	R	H	2B	3B	HR	RBI	SH	SF	HP	BB	SO	SB	CS	OBP	SLG	E
2012	DSL Padres (R)	.270	61	230	39	62	9	6	1	38	1	1	1	37	73	14	4	.372	.374	44
2013	AZL Padres (R)	.333	35	141	23	47	4	6	3	17	2	2	2	10	33	11	0	.381	.511	11
2014	Eugene (A)	.279	61	240	40	67	8	4	9	35	1	0	4	14	75	13	5	.329	.458	34
	Fort Wayne (A)	.188	22	85	5	16	2	1	0	9	1	2	2	4	36	3	3	.237	.235	18
2015	Fort Wayne (A)	.243	126	481	59	117	13	1	5	34	5	3	4	31	121	22	11	.293	.306	22
2016	Lake Elsinore (A)	.286	74	297	47	85	16	8	5	35	0	1	5	19	83	11	8	.339	.444	12
	San Antonio (AA)	.306	59	245	31	75	8	8	6	19	0	0	2	17	67	12	6	.356	.478	8
	El Paso (AAA)	.077	4	13	1	1	0	0	0	0	0	0	0	3	4	0	0	.250	.077	2
Minor League Totals		.271	442	1732	245	470	60	34	29	187	10	9	20	135	492	86	37	.330	.395	151

*Led league +Tied for league lead @Rehab assignment

CAREER TRANSACTIONS

2011.....Signed by the San Diego Padres as a minor league free agent, November 1.



ALLEN CORDOBA

INFIELDER

60

CORDOBA

BATS/THROWS: R/R
OPENING DAY AGE: 21

HEIGHT/WEIGHT: 6-1/175
SERVICE TIME: 0.000

BORN: December 6, 1995 in Changuinola, Panama

RESIDENCE: Changuinola, Panama

ACQUIRED: Selected by San Diego from the St. Louis Cardinals in the first round (third overall) of the Major League phase of the 2016 Rule 5 Draft: December 8, 2016

CONTRACT STATUS: Signed through 2017

CAREER

2016: Spent the entire season Rookie-Level Johnson City and led the Appalachian League in batting average, hitting .362 (71-for-196) with 16 doubles, five triples, 18 RBI, 49 runs scored and 22 stolen bases in 50 games.

- Earned Appalachian League Post-Season All-Star honors and was named to the *Baseball America* Rookie All-Star Team.
- Opened the season hitting .259 (7-for-27) through his first seven games in June...went on to hit .379 (64-for-169) over the remaining 43 games in July - September.
- Recorded a career-high four hits on two occasions...compiled three three-hit games and recorded 20 other multi-hit efforts.
- Compiled a 14-game consecutive hit streak from 7/18 - 8/4, hitting .441 (26-for-59) with 17 runs scored, eight walks and five stolen bases over that span.

2015: Named Most Valuable Player of the Gulf Coast League after leading the GCL in hits (69) and ranking first among all Cardinals minor leaguers in batting average (.342, 69-for-202).

- Also ranked among GCL leaders in at-bats (202, T-3rd), runs (40, 2nd), total bases (85, 2nd), on-base percentage (.401, 4th), slugging (.421, 5th) and toughest to strikeout (11.45 PA/SO, 5th).
- Played exclusively at shortstop for the first time in his career, making 47 appearances (46 starts) at the position.
- Earned Gulf Coast League Post-Season honors.
- Posted a 10-game hitting streak from 6/30 - 7/11, batting .462 (18-for-39) during the stretch.
- Hit safely in 40 of 53 games with 22 multi-hit games (seven three-hit games).
- Hit .426 (23-for-54) with runners in scoring position.
- Went 1-for-4 with a single in his GCL playoff appearance.

2014: Spent the season with the Dominican Summer League Cardinals, hitting .258 in a career-high 244 at-bats, recording nine doubles, one triple, two home runs, 18 RBI, 41 runs scored and 14 stolen bases in 62 games.

- Made 62 totals starts for the DSL Cards, including 32 at shortstop, 29 at third base and one at second base

2013: Made his professional debut for the Dominican Summer League Cardinals, hitting .272 (34-for-125) with five doubles, one triple, seven RBI and 20 runs scored in 41 games.

- Made 37 total starts for the DSL Cards, including 23 at shortstop, 10 at second base and one at third base.

PERSONAL

Allen Octavio Cordoba.

ALLEN CORDOBA'S CAREER BATTING RECORD

YR	CLUB	AVG	G	AB	R	H	2B	3B	HR	RBI	SH	SF	HP	BB	SO	SB	CS	OBP	SLG	E
2013	DSL Cardinals	.272	41	125	20	34	5	1	0	7	3	0	5	19	24	5	3	.389	.328	11
2014	DSL Cardinals	.258	62	244	41	63	9	1	2	18	2	5	2	15	46	14	4	.301	.328	27
2015	GCL Cardinals	.342	53	202	40	69	6	2	2	20	2	3	7	15	20	11	3	.401	.421	20
2016	Johnson City (R)	.362	50	196	49	71	16	5	0	18	0	1	2	21	19	22	4	.427	.495	17
Minor League Totals		.309	206	767	150	237	36	9	4	63	7	9	16	70	109	52	14	.375	.395	75

*Led league +Tied for league lead @Rehab assignment

CAREER TRANSACTIONS

2013.....Signed by the St. Louis Cardinals as a non-drafted free agent, April 12

2016.....Selected by the San Diego Padres from the St. Louis Cardinals in the first round (third overall) of the Major League phase of the 2016 Rule 5 Draft, December 8



JARRED COSART

RIGHT-HANDED PITCHER**55****BATS/THROWS:** R/R**OPENING DAY AGE:** 26**BORN:** May 25, 1990 in League City, TX**RESIDENCE:** Friendswood, TX**ACQUIRED:** From MIA via trade: July 29, 2016**CONTRACT STATUS:** Signed through 2017**HEIGHT/WEIGHT:** 6-3/206**SERVICE TIME:** 2.113

CAREER

2016: Made his third-straight Opening Day roster, making three starts for the Marlins in April before being optioned to Triple-A New Orleans on 4/25.

- Made eight starts with New Orleans from 4/28 - 6/3, posting a 3.92 ERA (17 ER, 39.0 IP) in those starts, before landing on the seven-day DL...made one rehab start with the Gulf Coast League Marlins on 7/4 before being reinstated from the seven-day DL on 7/9 and making a start for Single-A Jupiter...transferred after the Jupiter start back to New Orleans where he made two starts before being recalled by Miami for a start on 7/25 vs. PHI, working 5.0 shutout innings that day.
- Acquired by the Padres on 7/29 from Miami via trade.
- Spent the remainder of the season with San Diego after being acquired by the Padres, going 0-3 with a 6.03 ERA (25 ER, 37.1 IP) in nine starts.
- Over his first five starts for the Padres from 8/1 - 8/26 he posted a 2.88 ERA (8 ER, 25.0 IP) with 20 strikeouts against 12 walks, with the Padres 2-3 in those starts...over his final four starts he posted a 12.41 ERA (17 ER, 12.1 IP) from 9/1 - 9/24.
- Left his start on 9/7 vs. BOS with a strained right hamstring and strained right groin in the fourth inning...his next start came on 9/18 at COL.
- Left his final start on 9/24 vs. SF after just 1.0 inning pitched with right elbow inflammation.
- Underwent surgery following the season in October to remove loose bodies from his right elbow.

QUICK HIT

- In MLB debut on July 12, 2013, tossed 8.0 scoreless innings opposite David Price at Tampa Bay, earning the win in the Astros' 2-1 victory...became just the third pitcher since 2000 to make MLB debut against a reigning Cy Young Award winner and earn the win.

2015: Made 13 starts and one relief appearance for Miami, going 2-5 with a 4.52 ERA (35 ER, 69.2 IP)...missed considerable time on the 15-day DL due to vertigo and a later occurrence of symptoms associated with vertigo.

- Prior to being placed on the 15-day DL on 5/19, he was 1-3 with a 4.08 ERA (18 ER, 29.2 IP) in seven starts.
- Made three starts with Triple-A New Orleans and Double-A Jacksonville, going 0-0 with a 3.94 ERA (7 ER, 16.0 IP) prior to returning from the DL on 9/4
- Went 0-2 with a 1.38 ERA (5 ER, 32.2 IP) in six starts at Marlins Park compared to a 2-3 record with a 7.64 ERA (28 ER, 33.0 IP) in seven road assignments.
- Took the loss in his season debut on 4/11 vs. TB, allowing just one run in 6.0 innings...marked his first career loss to the Rays, previously going 3-0 with a 1.17 ERA (3 ER, 23.0 IP) in three career starts against TB.
- Picked up his first win and evened his record at 1-1 on 4/22 at PHI, allowing one run on four hits with no walks and four strikeouts over 6.0 innings...was just one of two road starts in which he allowed two-or-fewer runs (also, 9/17 at WSH).
- Made his first career relief appearance on 6/26 vs. LAD, tossing 4.0 innings and allowing two runs on six hits and three walks (one intentional) with three strikeouts and two wild pitches.
- Over his final five starts of the season, went 1-1 with a 2.96 ERA (8 ER, 24.1 IP)...allowed two or fewer runs in four of five starts in that span, including two scoreless efforts (9/11 vs. WSH and 9/24 vs. PHI).

2014: Split the season between the Houston Astros and Miami Marlins, pitching to a combined 13-11 record and a 3.69 ERA (74 ER, 180.1 IP) in 30 starts.

- Struck out a career-high tying eight batters in consecutive starts on 6/4 vs. LAA and 6/9 at ARI...also had eight strikeouts on 4/12 at TEX.
- Won a career-high tying four consecutive starts from 6/9 - 26 with HOU, posting a 2.25 ERA (7 ER, 28.0 IP) over that span.
- Acquired by Miami along with OF Austin Wates and INF/OF Enrique Hernandez in exchange for RHP Francis Martes, OF Jake Marisnick, INF Colin Moran and a 2015 compensation draft pick on 7/31.
- With his victory vs. ATL on 9/5, became the first pitcher in Marlins' history to earn at least four wins with an ERA under 2.00 in first six career starts with the team, according to ELIAS.
- The win also marked his second four-game win streak of the season, posting a 4-0 record with a 1.27 ERA (5 ER, 35.1 IP), 20 strikeouts against six walks and a .217 (28-for-129) opponent average over five starts from 8/12 - 9/5.

2013: Began the season with Triple-A Oklahoma City before making his Major League debut with the Astros on 7/12.

- Tossed 8.0 scoreless innings opposite David Price in his MLB debut on 7/12 at TB, becoming just the third pitcher since 2000 to make MLB debut against a reigning Cy Young award winner and earn the win in the Astros' 2-1 victory...had no-hit bid through 6.0 innings and became first pitcher in HOU history to toss 8.0-plus scoreless innings in MLB debut.
- Made 10 total starts for the Astros, going 1-1 with a 1.95 ERA (13 ER, 60.0 IP), leading the American League in ERA (min 10 GS) from 7/12 through the remainder of the season.
- His 1.95 ERA was the lowest through first 10 MLB starts in Houston history and helped him earn Astros' Rookie of the Year honors from Houston BBWAA...it was also the lowest ERA through first 10 MLB starts since Shelby Miller (1.57) in 2012-13 for STL.
- Did not allow a home run through first 44.0 MLB innings, most by an Astro pitcher since Brad Lidge (54.1 in 2002-03) according to *ELIAS*.
- Made 17 starts and one relief appearance for Triple-A Oklahoma before being called up, posting a 7-4 record with a 3.29 ERA (34 ER, 93.0 IP) with 93 strikeouts against 50 walks
- Earned Pacific Coast League Mid-Season All-Star honors and started the Triple-A All-Star Game for the PCL on 7/18.
- Named RedHawks Pitcher of the Month for April by HOU, going 3-0 with a 2.63 ERA that month, with 29 strikeouts in 27.1 innings.

2012: Split the season between Triple-A Oklahoma City and Double-A Corpus Christi, pitching to a combined 6-7 record with a 3.30 ERA (42 ER, 114.2 IP) in 21 games.

- Spent the majority of the season with Corpus Christi, making 15 starts and being named a Texas League Mid-Season All-Star.
- Posted a 1.74 ERA (6 ER, 31.0 IP) in his final five starts for Corpus Christi from 6/19 - 7/21.
- Earned Texas League Pitcher of the Week honors for 6/18 - 25, striking out nine batters in 13.0 scoreless innings over that span.
- Gave up just one earned run over final 18.0 innings pitched with Oklahoma City.
- Pitched for the Mesa Solar Sox in the Arizona Fall League following the season, and was the starting pitcher for the East Division in Rising Stars Game.

2011: Split the season between Single-A Clearwater (20 games) in the Philadelphia Phillies system and Double-A Corpus Christi (seven games) of the Astros system, pitching to a combined 10-10 record with a 4.12 ERA (55 ER, 144.1 IP) and 101 strikeouts and 66 walks.

- Earned Florida State League Mid-Season All-Star honors with Clearwater.
- Selected to the SiriusXM All-Star Futures Game for second time (first appearance) and earned the win after tossing a scoreless inning with two strikeouts.
- Acquired by the Houston Astros along with INF Jon Singleton, RHP Josh Zeid and a player to be named later (Domingo Santana) in exchange for Hunter Pence and cash considerations on 7/29.

2010: Made 14 starts for Single-A Lakewood, posting a 7-3 record with a 3.79 ERA (30 ER, 71.1 IP) and 77 strikeouts against 16 walks.

- Earned a SiriusXM All-Star Futures Game selection for the first time but was replaced due to injury.

2009: Made his professional debut for the Gulf Coast League Phillies, making five starts and two relief appearances and posting a 2.22 ERA (6 ER, 24.1 IP) with 25 strikeouts against seven walks.



PERSONAL

Jarred Lynn Cosart...graduated from Clear Creek High School (TX) in 2008, where he was a *Rawlings* Second Team All-American.

JARRED COSART'S CAREER PITCHING RECORD

YR	CLUB	W-L	ERA	G	GS	CG	SHO	SV	IP	H	R	ER	HR	HB	BB	SO	WP	BK	AVG
2009	GCL Phillies (R)	2-2	2.22	7	5	0	0	0	24.1	12	8	6	0	1	7	25	1	0	.143
2010	Lakewood (A)	7-3	3.79	14	14	1	1	0	71.1	60	34	30	3	5	16	77	7	0	.224
2011	Corpus Christi (AA)1-2	4.71	7	7	0	0	0	0	36.1	33	20	19	4	0	13	22	2	0	.234
	Clearwater (A)	9-8	3.92	20	19	0	0	0	108	98	55	47	7	8	43	79	12	1	.243
2012	Oklahoma City (AAA)1-2	2.60	6	5	0	0	0	0	27.2	26	10	8	0	1	13	24	3	1	.250
	Corpus Christi (AA) 5-5	3.52	15	15	0	0	0	0	87.0	83	37	34	3	7	38	68	6	3	.250
2013	Oklahoma City (AAA)7-7	3.29	18	17	1	0	0	0	93.0	74	37	34	5	3	50	93	6	0	.213
	HOUSTON	1-1	1.95	10	10	0	0	0	60.0	46	15	13	3	0	35	33	3	0	.220
2014	HOUSTON	9-7	4.41	20	20	0	0	0	116.1	119	61	57	7	3	51	75	7	0	.267
	MIAMI	4-4	2.39	10	10	0	0	0	64.0	54	19	17	2	0	22	40	0	0	.231
2015	New Orleans (AAA)0-1	6.06	4	4	0	0	0	0	16.1	21	11	11	2	0	8	11	1	0	.309
	Jacksonville (AA)	0-0	1.80	1	1	0	0	0	5.0	3	1	1	0	0	6	6	0	0	.176
	Jupiter (A)	0-2	7.00	2	2	0	0	0	9.0	10	7	7	0	1	3	8	2	0	.278
	GCL Marlins	0-0	0.00	1	1	0	0	0	4.0	2	0	0	0	0	1	2	1	0	.154
	MIAMI	2-5	4.52	14	13	0	0	0	69.2	63	35	35	10	1	33	47	7	0	.243
2016	New Orleans (AAA)3-4	4.09	10	10	0	0	0	0	50.2	55	30	23	8	0	25	30	1	0	.279
	Jupiter (A)	0-0	3.60	1	1	0	0	0	5.0	5	2	2	0	0	1	3	0	0	.250
	GCL Marlins (R)	0-1	6.00	1	1	0	0	0	3.0	5	2	2	0	0	0	1	0	0	.357
	MIAMI	0-1	5.95	4	4	0	0	0	19.2	19	14	13	0	0	16	11	2	0	.257
	SAN DIEGO	0-3	6.03	9	9	0	0	0	37.1	42	27	25	4	2	23	27	1	0	.278
Major League Totals		16-21	3.92	67	66	0	0	0	367.0	343	171	160	26	6	180	233	20	0	.250
Minor League Totals		35-34	3.73	107	102	2	1	0	540.2	487	254	224	32	26	224	449	43	5	.238

2016 AND CAREER BATTING RECORD

YR	CLUB	AVG	G	AB	R	H	2B	3B	HR	RBI	SH	SF	HP	BB	SO	SB	CS	OBP	SLG
2016	MIAMI	.167	4	6	0	1	0	0	0	0	1	0	0	0	1	0	0	.167	.333
	SAN DIEGO	.100	9	10	1	1	0	0	0	0	1	0	0	0	4	0	0	.100	.100
Major League Totals		.130	58	54	2	7	0	0	0	1	6	0	0	0	20	0	0	.130	.130

CAREER FIELDING

POSITION	PCT.	G	PO	A	E	TC	DP
Pitcher	1.000	67	30	72	0	102	10

SINGLE-GAME HIGHS

INNINGS PITCHED.....8.0 IP, July 12, 2013 at Tampa Bay
LOW-HIT COMPLETE GAME.....None
STRIKEOUTS.....8, three times, last June 9, 2014 at Arizona
MOST HITS ALLOWED.....10, August 7, 2016 vs. Philadelphia
MOST RUNS ALLOWED.....7, three times, last September 1, 2016 at Atlanta
MOST WALKS ALLOWED.....8, September 26, 2014 at Washington
MOST HOME RUNS ALLOWED.....2, four times, last July 4, 2015 at Chicago (NL)
CAREER WINNING STREAK.....Four games, twice, last June 9 - June 26, 2014
CAREER 10-STRIKEOUT GAMES.....None
CAREER HOME RUNS HIT.....None

CAREER TRANSACTIONS

2008.....Signed by the Philadelphia Phillies as a 38th-round selection in the First-Year Player Draft, August 25
2011.....Acquired by the Houston Astros along with INF Jon Singleton, RHP Josh Zeid and a player to be named later (Domingo Santana) in exchange for Hunter Pence and cash considerations, July 29.
2014.....Acquired by the Miami Marlins along with OF Austin Wates and INF/OF Enrique Hernandez in exchange for RHP Francis Martes, OF Jake Marisnick, INF Colin Moran and a 2015 compensation draft pick, July 31.
2016.....Acquired by the San Diego Padres via trade from the Miami Marlins, July 29.



COLLIN COWGILL

OUTFIELDER

BATS/THROWS: R/L
OPENING DAY AGE: 30

BORN: May 22, 1986 in Lexington, KY

RESIDENCE: Lexington, KY

ACQUIRED: Signed as a minor league free agent: February 3, 2017

CONTRACT STATUS: Signed through 2017

HEIGHT/WEIGHT: 5-9/190
SERVICE TIME: 3.168

NON-ROSTER INVITEE

CAREER

2016: Began the season with Cleveland before spending the remainder of the campaign with Triple-A Columbus, hitting .234 (84-for-103) with 30 RBI and 46 runs in 103 games with the Clippers.

2015: Began the season with Los Angeles (AL) where he spent most of the season before being placed on the 15-day disabled retroactive to 5/26 due to a sprained right wrist...was later transferred to the 60-day disabled list.

- Started a rehab assignment with Single-A Inland Empire on 8/12 and a second assignment with Triple-A Salt Lake on 8/15, hitting a combined .340 (17-for-50) in 14 games.

2014: Spent the majority of the season with Los Angeles (AL), recording his first career walk-off hit and home run on June 10 vs. Oakland, a solo shot off of Jeff Francis in the 14th inning.

- Hit .250 (65-for-260) with the Angels, recording career highs in hits (65), RBI (21) and runs scored (37).
- Missed some time while on the 15-day disabled list from 7/13-8/4 due to a broken nose...began a rehab assignment with Triple-A Salt Lake on 8/1.

2013: Saw some Major League action with New York (NL) and Los Angeles (AL) after being traded mid-season to the Angels...recorded his first-career grand slam on Opening Day (4/1) vs. San Diego.

- Appeared in 73 combined games between NYM and LAA.
- Split the remainder of the season between Triple-A Las Vegas and Triple-A Salt Lake, hitting a combined .304 (42-for-138) in 37 games with 19 RBI and 26 runs scored.

2012: Was called up by Oakland for his second Major League stint and hit .269 (28-for-104) with a home run and nine RBI in 38 games...recorded a career-high-tying eight-game hitting streak from 5/26 - 6/5.

- Hit .318 (14-for-44) on the season against left-handers with two doubles and a home run...hit .412 (7-for-17) with nine RBI with RISP and .375 (3-for-8) with four RBI with RISP and two outs.
- Missed some time with Oakland on the 15-day disabled list with a sprained ankle from 6/23 - 7/9.
- Split the remainder of the season between Single-A Stockton and Triple-A Sacramento, hitting a combined .250 (67-for-268) with 37 RBI.
- Following the season, was traded to New York (NL) in exchange for INF Jeffry Marte.

2011: Made his Major League debut with Arizona on 7/26 at San Diego...recorded his first career Major League hit on 7/30 at Los Angeles (NL), a pinch-hit single off of Scott Elbert.

- Belted his first career Major League home run on 8/28 vs. SD, a solo-shot off of Cory Luebke...hit .239 (22-for-92) in 36 games with ARI during his first career call-up
- Played the remainder of the season with Triple-A Reno, posting a .354/.430/.554 mark with 70 RBI, 95 runs and 30 stolen bases in 98 games, earning the title as Pacific Coast League Rookie of the Year.
- Earned Pacific Coast League Player of the Week honors for the weeks ending in May 2 and June 13.
- Named an Organization All-Star for Arizona by MiLB.com and a Triple-A All-Star by Topps and *Baseball America*.
- Selected to the Pacific Coast League mid-season and post-season All-Star rosters for the Reno Aces.
- Tabbed as the 11th-best prospect in the Diamondbacks farm system after the season and as the 20th-best prospect in the Pacific Coast League.
- Earned several offensive and defensive titles, including Best Outfield Arm in Arizona's system and Best Defensive Outfielder, Best Baserunner and Most Exciting Player in the Pacific Coast League.
- Following the season, was traded to Oakland and was rated as the Best Outfield Arm in the A's system.

QUICK HIT

- First MLB Hit:** July 30, 2011 at Los Angeles (NL), pinch-hit single off of Scott Elbert.
- First MLB HR:** August 28, 2011 vs. San Diego, solo home run off of Cory Luebke.

2010: Earned several All-Star honors on the season...an MiLB.com Organization All-Star for Arizona and Southern League Mid-Season and Post-Season All-Star honors for Double-A Mobile

- Spent the entire season with Mobile, hitting .285 (143-for-502) in 131 games with 83 RBI, 89 runs scored and 25 stolen bases.
- Ranked as the Diamondbacks No. 18 prospect by *Baseball America* after the season and Best Outfield Arm in Arizona's system.

2009: Played the entire season with Single-A Visalia, hitting .277 (61-for-220) in 61 games with 36 RBI and 39 runs scored.

- Following the season, was ranked by *Baseball America* as the ninth-best prospect in the Diamondbacks farm system.
- Missed some time while on the seven-day disabled list beginning June 15.

2008: Split his first professional season between Single-A Yakima and Single-A South-Bend, hitting a combined .264 (74-for-280) in 70 games with 11 home runs and 28 RBI.

- Named Northwest League Player of the Week for Yakima for the weeks ending in June 23 and July 7...tabbed as the No. 20 prospect in the Northwest League.
- Ranked by *Baseball America* as the ninth-best prospect in the Diamondbacks organization following the season.

PERSONAL

Collin Brannen Cowgill...wife, Alyson...attended University of Kentucky and helped the 2006 team win the SEC championship for the first time in school history...named an All-American (2008)...graduated from Henry Clay High School (KY)...named Mr. Baseball and Louisville Slugger Player of the Year for the state of Kentucky (2004).

COLLIN COWGILL'S CAREER BATTING RECORD

YR	CLUB	AVG	G	AB	R	H	2B	3B	HR	RBI	SH	SF	HP	BB	SO	SB	CS	OBP	SLG	E
2008	Yakima (A)	.304	20	79	21	24	3	1	11	28	1	0	3	12	17	5	0	.415	.785	0
	South Bend (A)	.249	50	201	31	50	13	3	1	17	0	0	5	25	61	1	0	.346	.358	1
2009	Visalia (A)	.277	61	220	39	61	9	5	6	36	0	4	7	29	49	11	4	.373	.445	6
2010	Mobile (AA)	.285	131	502	89	143	34	4	16	83	0	10	8	57	73	25	9	.360	.464	3
2011	Reno (AAA)	.354	98	395	95	140	24	8	13	70	7	1	2	51	63	30	3	.430	.554	5
2012	ARIZONA	.239	36	92	8	22	3	0	1	9	0	0	0	8	28	4	2	.300	.304	0
	Stockton (A)	.125	2	8	0	1	0	0	0	0	0	0	0	0	2	0	0	.125	.125	0
	Sacramento (AAA)	.254	61	260	33	66	17	1	4	37	0	2	3	20	50	8	2	.312	.373	3
	OAKLAND	.269	38	104	10	28	2	0	1	9	0	1	0	11	27	3	4	.336	.317	0
2013	Las Vegas (AAA)	.268	33	123	22	33	6	0	5	12	3	0	2	17	25	4	0	.366	.439	2
	Salt Lake (AAA)	.600	4	15	4	9	1	0	2	7	0	0	1	1	3	1	0	.647	1.067	0
	NEW YORK (NL)	.180	23	61	7	11	2	0	2	8	0	0	0	2	15	0	0	.206	.311	0
	LOS ANGELES (AL)	.231	50	91	11	21	3	2	2	8	3	0	0	5	27	1	0	.271	.374	1
2014	Salt Lake (AAA)	.333	3	12	4	2	0	0	0	0	0	0	0	2	2	0	0	.429	.500	0
	LOS ANGELES (AL)	.250	106	260	37	65	10	1	5	21	2	0	5	26	74	4	0	.330	.354	3
2015	Inland Empire (A)	.167	2	6	2	1	0	0	0	0	0	0	0	1	1	0	0	.286	.167	0
	Salt Lake (AAA)	.364	12	44	5	16	3	0	1	4	0	0	1	2	5	0	0	.404	.500	0
	LOS ANGELES (AL)	.18855	69	10	13	2	1	1	2	1	0	0	0	4	19	2	1	.233	.290	0
2016	Columbus (AAA)	.234	103	359	46	84	17	1	4	30	5	2	7	34	85	7	2	.311	.320	3
	CLEVELAND	.083	9	12	0	1	0	0	0	0	0	0	0	2	7	0	0	.214	.083	0
Major League Totals		.234	317	689	83	161	22	4	12	57	6	1	5	58	197	14	7	.297	.329	4
Minor League Totals		.284	580	2224	391	632	129	23	63	324	16	19	39	251	436	92	20	.364	.448	23

CAREER FIELDING

POSITION	PCT.	G	PO	A	E	TC	DP
Outfield	.991	278	447	14	4	465	5
Left Field	.990	151	190	3	2	195	1
Right Field	.988	86	161	8	2	171	2
Center Field	1.000	64	96	3	0	99	2

SINGLE-GAME HIGHS

HITTING STREAK.....Eight games, twice, last April 25 - May 4, 2014
 HITS.....4, August 28, 2011 vs. San Diego
 DOUBLES.....1, many times, last April 15, 2015 at Texas
 RBI.....4, April 1, 2013 vs. San Diego
 RUNS SCORED.....3, twice, last September 21, 2013 vs. Seattle
 WALKS.....3, May 11, 2014 at Toronto
 STRIKEOUTS.....3, six times, last April 13, 2016 at Tampa Bay
 CAREER WALK-OFF HITS.....1, home run, June 10, 2014 vs. Oakland

CAREER TRANSACTIONS

2007.....Selected by the Oakland Athletics in the 29th-round of the First-Year Player Draft (did not sign).
 2008.....Signed by the Arizona Diamondbacks as a fifth-round selection in the First-Year Player Draft.
 2011.....Acquired by the Oakland Athletics with RHP Jarrod Parker and Ryan Cook in exchange for RHP Trevor Cahill, LHP Craig Breslow and cash, December 9.
 2012.....Acquired by the New York Mets in exchange for INF Jeffry Marte, December 18.
 2013.....Acquired by the Los Angeles Angels in exchange for OF Kyle Johnson, June 25
 2015.....Acquired by the Cleveland Indians in exchange for cash, December 2.
 2016.....Signed by the San Diego Padres as a minor league free agent, February 3, 2017



TONY CRUZ

CATCHER

BATS/THROWS: R/R

OPENING DAY AGE: 30

BORN: August 18, 1986 in Palm Beach, FL

RESIDENCE: Loxahatchee, FL

ACQUIRED: Signed as a minor league free agent: February 7, 2017

CONTRACT STATUS: Signed through 2017

HEIGHT/WEIGHT: 5-11/215

SERVICE TIME: 4.147

NON-ROSTER INVITEE

CAREER

2016: Spent the majority of the season with Triple-A Omaha, batting .264 (84-for-318) with 18 doubles, seven home runs, 55 RBI and 32 runs scored in 92 games.

- Played in four games over two separate stints with Kansas City, driving in one run in four at-bats.
- Went 2-for-4 with two home runs and five RBI in a 9-4 win over Colorado Springs on 4/25.

2015: Appeared in a career-high 69 games for St. Louis, batting

.204 (29-for-142) with seven doubles, a triple and two homers...made 30 starts behind the plate and played in three games at third base.

- Batted .241 in September (13-for-54), collecting six of his 10 extra-base hits (four doubles, one triple, one homer).
- Hit .467 (7-for-15) when swinging at the first pitch.
- Drove in the go-ahead runs with a two-run double on 5/4 vs. CHC...his hit broke an 8-8 tie in a game the Cubs led 5-0 at one point.
- Appeared in two of St. Louis' postseason games against the Chicago Cubs in the NLDS...started Game 4 for an injured Yadier Molina, going 1-for-4 with an RBI double.
- Caught the final three innings of Game 3, going 0-for-1 at the plate.
- Acquired by KC from STL on 12/2 in exchange for INF Jose Martinez.

2014: Served as the Cardinals' backup catcher for the third straight season in the Majors, playing in 50 games, 35 starts and batting .200 (27-for-135) with five doubles, one home run, 17 RBI and 11 runs scored.

- Batted .400 (8-for-20) with runners in scoring position and two outs...14 of his 17 RBI came with two down.
- Recorded his first career postseason hit in Game 5 of the 2014 N.L. Championship Series with a solo home run off San Francisco's Madison Bumgarner...was also his first career postseason start.
- Played in two games for Double-A Springfield.

2013: Played in 51 games for St. Louis in his sophomore season in the Majors, batting .203 (25-for-123) with six doubles, one triple, one home run, 13 RBI and 13 runs scored.

- Batted .370 (10-for-27) with runners in scoring position and .385 (5-for-13) with RISP and two outs.
- Threw out 33 percent of would-be base stealers (6-of-18), which tied for fifth in the National League among catchers that faced at least 20 attempts.
- Made the 2013 Postseason roster but did not appear in a game.

2012: Spent his first full season in the big leagues after making the Cardinals Opening Day roster.

- Appeared in 51 games, 28 starts, for St. Louis, batting .254 (32-for-126) with nine doubles, one triple, one home run, 11 RBI and 11 runs scored.
- Hit his first Major League home run on 6/27 at Miami, connecting for a solo shot off Anibal Sanchez.
- Collected his first career triple on 7/7 vs. the Marlins, driving in two runs including the game winner.
- Made his first career postseason appearance in Game 5 of the 2012 N.L. Division Series vs. WAS, catching the ninth inning...also had a pinch-hit at bat in Game 7 of the NLCS vs. SF.

2011: Started the season with Triple-A Memphis before being called up to the Cardinals on 5/23, his first call up to the Major Leagues.

- Batted .262 (39-for-149) with five doubles, one triple, four home runs, 25 RBI and 13 runs scored in 45 games with Triple-A Memphis
- Went 3-for-5 with a double in his Major League debut on 5/24 at SD...first hit was a single in the second inning off Aaron Harang.
- Rated as the Best Defensive Catcher in the Cardinals' minor league system by *Baseball America* for the second year in a row.

QUICK HIT

- **First MLB Hit:** May 24, 2011 at San Diego, single off of Aaron Harang
- **First MLB Home Run:** June 27, 2012 at Miami, solo shot off of Anibal Sanchez

2010: Split the campaign between Single-A Palm Beach, Double-A Springfield and Triple-A Memphis, batting a combined .282 (97-for-344) with 26 doubles, one triple, eight home runs, 46 RBI and 49 runs scored in 90 games.

- Selected to the Florida State League (A-Advanced) League All-Star Game for the second time in his career.
- Was rated as the Best Defensive Catcher in the Cardinals' minor league system by *Baseball America*.
- Batted .289 (43-for-149) with 10 doubles, six home runs and 20 RBI in 40 games with Double-A Springfield.
- Made a brief four game appearance with Triple-A Memphis, batting .214 (3-for-14) with one home run and one RBI

2009: Spent the entire season with Double-A Springfield, batting .220 (89-for-404) with 25 doubles, two triples, 10 home runs, 48 RBI and 44 runs scored in 110 games.

2008: Played the entire season with Single-A Palm Beach, hitting .279 (98-for-351) in 89 games with 58 RBI and 41 runs scored.

- Selected to the Florida State League (A-Advanced) All-Star team.

2007: Split his first professional season between Rookie-Level Johnson City, Rookie-Level Gulf Coast League Cardinals, Single-A Batavia and Single-A Quad Cities, batting a combined .299 (80-for-268) with 18 doubles, one triple, seven home runs, 44 RBI and 38 runs scored in 66 games.

PERSONAL

Arnoldi Anthony Cruz...graduated from Santaluces High School in Lantana, Fla., in 2004...named first team all-state and All-Palm Beach Country in high school...played collegiately at Palm Beach Community College, where he was first team all-conference.

TONY CRUZ'S CAREER BATTING RECORD

YR	CLUB	AVG	G	AB	R	H	2B	3B	HR	RBI	SH	SF	HP	BB	SO	SB	CS	OBP	SLG	E
2007	Quad Cities (A)	.282	49	195	26	55	10	1	5	34	0	3	1	17	25	3	1	.338	.421	6
2007	Batavia (A)	.375	4	16	2	6	1	0	0	4	0	0	1	0	5	0	0	.412	.438	1
2007	CCL Cards	.375	7	32	8	12	5	0	0	4	0	1	0	1	7	1	0	.382	.531	3
2007	Johnson City	.280	6	25	2	7	2	0	2	2	0	0	0	2	2	1	0	.333	.600	1
2008	Palm Beach (A)	.279	89	351	41	98	22	3	8	58	1	5	2	19	50	3	0	.316	.427	12
2009	Springfield (AA)	.220	110	404	44	89	25	2	10	48	2	3	1	34	85	1	0	.281	.366	7
2010	Memphis (AAA)	.214	4	14	2	3	0	0	1	1	0	0	0	1	1	0	0	.267	.429	3
2010	Springfield (AA)	.289	40	149	26	43	10	0	6	20	1	1	1	17	30	0	0	.363	.477	3
2010	Palm Beach (A)	.282	46	181	21	51	16	1	1	25	1	1	0	19	33	0	2	.348	.398	3
2011	Memphis (AAA)	.262	45	149	13	39	5	1	4	25	2	1	1	11	31	0	1	.315	.389	3
2011	ST. LOUIS	.262	38	65	8	17	5	0	0	6	0	0	1	6	13	0	1	.333	.338	0
2012	ST. LOUIS	.254	51	126	11	32	9	1	1	11	0	2	0	3	19	0	1	.267	.365	2
2013	ST. LOUIS	.203	51	123	13	25	6	1	1	13	0	0	2	4	25	0	0	.240	.293	1
2014	Springfield (AA)	.200	2	5	0	1	0	0	0	0	0	0	0	0	2	0	0	.200	.200	0
2014	ST. LOUIS	.200	50	135	11	27	5	0	1	17	2	0	0	13	28	0	3	.270	.259	1
2015	ST. LOUIS	.204	69	142	6	29	7	1	2	11	2	1	0	6	32	0	0	.235	.310	0
2016	Omaha (AAA)	.264	92	318	32	84	18	0	7	55	0	3	1	41	74	2	1	.347	.387	6
2016	KANSAS CITY	.000	4	4	0	0	0	0	0	1	0	1	0	0	3	0	0	.000	.000	4
Major League Totals		.218	263	595	49	130	32	3	5	59	4	4	3	32	120	0	5	.260	.308	4
Minor League Totals		.265	494	1839	217	488	114	8	44	276	7	18	8	162	345	11	5	.325	.408	25

CAREER FIELDING

POSITION	PCT.	G	PO	A	E	TC	DP
Catcher	.997	213	1114	74	4	1192	7
First Base	1.000	6	13	1	0	14	6
Second Base	1.000	1	0	0	0	0	0
Third Base	1.000	10	0	6	0	6	2
Outfield	1.000	2	1	0	0	1	0

SINGLE-GAME HIGHS

HITTING STREAK.....Five games, June 6 - June 24, 2014
 HITS.....3, twice, last August 1, 2013 at Pittsburgh
 DOUBLES.....2, twice, last September 30, 2015 at Pittsburgh
 RBI.....3, twice, last September 20, 2014 vs. Cincinnati
 RUNS SCORED.....2, four times, last August 2, 2014 vs. Milwaukee
 WALKS.....2, April 30, 2014 vs. Milwaukee
 STRIKEOUTS.....3, August 10, 2014 at Baltimore
 CAREER WALK-OFF HITS.....2, July 9, 2011 vs. Arizona (Double) and September 18, 2014 vs. Milwaukee

CAREER TRANSACTIONS

2005.....Selected by the Los Angeles Dodgers in the 42nd-round of the First-Year Player Draft (did not sign).
 2007.....Signed by the St. Louis Cardinals as a 26th-round selection in the First-Year Player Draft.
 2015.....Acquired by the Kansas City Royals from St. Louis in exchange for INF Jose Martinez.
 2017.....Signed by the San Diego Padres as a minor league free agent, February 7



MIGUEL DIAZ

RIGHT-HANDED PITCHER

65

DIAZ

BATS/THROWS: R/R

OPENING DAY AGE: 22

BORN: November 28, 1994 in San Cristobal, Dominican Republic

RESIDENCE: San Cristobal, Dominican Republic

ACQUIRED: From MIN in exchange for RHP Justin Haley and a player to be named later or cash considerations: December 8, 2016

CONTRACT STATUS: Signed through 2017

HEIGHT/WEIGHT: 6-1/175

SERVICE TIME: 0.000

CAREER

2016: Made 26 appearances, 15 starts, for Single-A Wisconsin of the Brewers' system, going 1-8 with a 3.71 ERA (39 ER, 94.2 IP) and 91 strikeouts against 29 walks while limiting opposing hitters to a .226 (83-for-368) average.

- In his 15 starts, went 1-6 with a 3.31 ERA (24 ER, 65.1 IP) and 61 strikeouts against 16 walks while limiting the opposition to a .203 (51-for-251) average.
- Tossed a season-high 6.1 innings of two-run ball on 6/3 vs. Kane County, striking out eight and walking one.

2015: Made seven appearances, five starts, for the Rookie-Level AZL Brewers, going 0-3 with a 2.21 ERA (5 ER, 20.1 IP) while striking out 23 and walking five.

2014: Made 13 appearances, five starts, for the Rookie-Level AZL Brewers, going 4-2 with a 4.21 ERA (22 ER, 47.0 IP) while striking out 53 and walking 20.

2013: Made 11 appearances, nine starts, for the Dominican Summer League Brewers, going 4-2 with a 4.21 ERA (22 ER, 47.0 IP) while striking out 53 and walking 20.

- Tossed a career-high tying 7.0 innings on two occasions...allowed no runs on just three hits and two walks while striking out five on 7/18 vs. the DSL Jays...allowed two runs on two hits and one walk while striking out three on 8/8 vs. the DSL Yankees.

2012: Made his professional debut for the Dominican Summer League Brewers, making 14 relief appearances and one start with a 4.62 ERA (13 ER, 25.1 IP).

- Allowed just one run and four hits over his first six relief outings, posting a 1.00 ERA (1 ER, 9.0 IP)

PERSONAL

Miguel Angel Diaz...signed by Brewers' scout Fernando Arango.

MIGUEL DIAZ'S CAREER PITCHING RECORD

YR	CLUB	W-L	ERA	G	GS	CG	SHO	SV	IP	H	R	ER	HR	HB	BB	SO	WP	BK	AVG
2012	DSL Brewers	0-3	4.62	15	1	0	0	1	25.1	27	20	13	0	3	15	21	3	0	.278
2013	DSL Brewers	3-2	2.40	11	9	0	0	0	48.2	36	17	13	0	3	21	34	2	1	.211
2014	AZL Brewers	4-2	4.21	13	5	0	0	0	47.0	42	24	22	3	3	20	53	5	1	.232
2015	AZL Brewers	0-3	2.21	7	5	0	0	0	20.1	20	12	5	1	0	5	23	1	0	.270
2016	Wisconsin (A)	1-8	3.71	26	15	0	0	3	94.2	83	49	39	7	5	29	91	12	3	.226
Minor League Totals		8-18	3.51	72	35	0	0	4	236.0	208	122	92	11	14	90	222	23	5	.233

*Led league +Tied for league lead @Rehab assignment

CAREER TRANSACTIONS

2011.....Signed by the Milwaukee Brewers as a non-drafted free agent, December 1.

2016.....Selected by the Minnesota Twins from the Milwaukee Brewers first overall in the Major League Phase of the 2016 Rule 5 Draft, December 8.

.....Acquired by the San Diego Padres from the Minnesota Twins in exchange for RHP Justin Haley, December 8.

**ALEX DICKERSON****OUTFIELDER****24****BATS/THROWS:** L/L
OPENING DAY AGE: 26**BORN:** May 26, 1990 in Poway, CA**RESIDENCE:** Poway, CA**ACQUIRED:** From PIT in exchange for RHP Miles Mikolas and OF Jaff Decker:
November 25, 2013**CONTRACT STATUS:** Signed through 2017**HEIGHT/WEIGHT:** 6-3/233
SERVICE TIME: 0.146**CAREER**

2016: Split the season between Triple-A El Paso and the Padres in 2016, playing in 84 games total and making 67 starts, with 65 in left field and two as the designated hitter.

- Started the season with Triple-A El Paso and was recalled on 5/2 and optioned back to the Chihuahuas on 5/14...recalled again from El Paso on 6/28 and remained with the Major League club for the remainder of the season.
- Played in 62 total games for the Chihuahuas and hit .382 (83-for-217) with 16 doubles, three triples, 10 home runs, 51 RBI and 14 walks.
- Per STATS, became the first Padre to ever hit a pinch-hit grand slam for his first career home run on 5/10 at CHC and just the sixth Padre to ever hit a grand slam for his first career home run.
- Became the only Padres rookie in team history to homer in four consecutive games from 7/24-27, just the 14th time in Padres history that a player has hit a home run in four-straight games.
- Had a career-high three hits in back-to-back games (7/24 at WAS and 7/25 at TOR).
- His home run on 7/25 at the Rogers Centre traveled to the fifth deck, 20 years ago to the day that bench coach Mark McGwire also hit a home run to the same level on 7/25/96.
- Hit .254 (49-for-193) with nine of his 10 home runs coming against right-handed pitching compared to a .267 (16-for-60) mark against lefties.
- At home in 2016 he hit .294 (32-for-109) in 40 games compared to a .229 (33-for-144) mark in 44 games on the road.
- As a pinch hitter he hit .313 (5-for-16) with two home runs and six RBI.
- Hit safely in 14 of his 15 games with a plate appearance from 7/24-8/13 and hit .364 (20-for-55) with six doubles, five home runs, 12 RBI, three walks and two stolen bases over that span.
- Over 22 games in July, hit .303 (20-for-66) with four doubles, five home runs, 13 RBI and 12 runs scored.

QUICK HIT

- First MLB Hit:** August 7, 2015 vs. Philadelphia, pinch-hit single off Hector Neris
- First MLB Home Run:** May 10, 2016 at CHC, pinch-hit grand slam off Adam Warren

2015: Spent the majority of the season with Triple-A El Paso, earning 2015 Pacific Coast League Rookie of the Year honors while also making his Major League debut for San Diego.

- Recalled for his first career Major League call-up on 8/6 when Will Venable was placed on the paternity leave list...made his Major League debut that day with a pinch-hit appearance at MIL.
- Collected his first career hit the next day on 8/7 with a pinch-hit single in the bottom of the 11th inning vs. PHI.
- Optioned back to Triple-A El Paso the next day on 8/8 before being recalled for a second stint on 9/2, spending the remainder of the season with the Major League club.
- Over 125 games for El Paso, hit .307 (141-for-459) with 36 doubles, nine triples, 12 home runs, 71 RBI and 82 runs scored, leading the Chihuahuas in hits, doubles and triples in 2015.
- Named to the 2015 All-Pacific Coast League team following the season...also named the Pacific Coast League Rookie of the Year by the PCL following the season.
- Owned the PCL's 10th-best batting average while ranking third in the PCL with 82 runs, fourth in extra-base hits with 57 and tied for second in triples with nine...award was the second Rookie of the Year award for his career, also winning the award from the Eastern League in 2013 as a member of the Altoona Curve (Pittsburgh)...was the second Padres minor leaguer to win the PCL award, joining Sean Burroughs who won the award in 2001.

2014: Played in 41 games, including 34 with Double-A San Antonio, missing a majority of the season with a left ankle injury.

- Suffered a sprained ankle late in Spring...underwent surgery on his left heel later on to remove a bone cyst on 4/3.
- Began a rehab assignment with the Rookie-Level AZL Padres on 7/16, playing in four games before transferring his rehab to Eugene on 7/20 for three games.
- Reinstated from the DL on 7/24, joining San Antonio where he hit .321 (44-for-137) over 34 games.

2013: Spent the entire season with Double-A Altoona, earning Eastern League Rookie of the Year and Post-Season All-Star honors after hitting .288 (130-for-451) with a career-high 17 home runs and 68 RBI.

- Named Eastern League player of the week twice in 2013, for the weeks of 7/8-14 and 7/22-28.
- Named a MiLB.com organization All-Star for Pittsburgh after the season.

2012: In his first full professional season, spent the entire campaign with Single-A Bradenton, being named the Florida State League's Player of the Year after hitting .295 (144-for-488) with 13 home runs and 90 RBI.

- Was also named an Organization All-Star by MiLB.com following the season and a FSL Post-Season All-Star.
- Became the first player in Marauders history to be named the FSL Player of the Year.
- Led all FSL first basemen in double plays (107)...finished second in the FSL in RBI and third in hits and total bases (220).

2011: Made his professional debut with Short-Season State College, playing in 41 games for the Spikes after signing as a third-round selection in the First-Year Player Draft.

- Finished second among all short-season players with 16 doubles for State College.

PERSONAL

Alexander (Alex) Ross Dickerson...graduated from Poway High School in nearby Poway, Calif., where he was named All-San Diego Division I Player of the Year by the San Diego Baseball Advisory Committee and All-San Diego by the Union-Tribune...also named All-District 8 by American Baseball Coaches Association at Poway High...also picked up First Team All-Palomar League honors...attended Indiana University, where he hit .367 (79-for-215) with 10 doubles, nine home runs, 49 RBI, 33 runs scored and a .540 slugging percentage in 54 games as a senior...named the First-Team All-Big Ten Designated Hitter in 2011...was the 2010 Big Ten Triple Crown winner (.419 average, 24 home runs, 75 RBI) and First-Team All-American...ranked tied for first in school history in career home runs (47)... was a unanimous 2010 selection as Big Ten Player-of-the-Year... became the first player in conference history to pick up Freshman-of-the-Year and Player-of-the-Year honors in consecutive years...signed by Pirates' scout Jerry Jordan.

ALEX DICKERSON'S CAREER BATTING RECORD

YR	CLUB	AVG	G	AB	R	H	2B	3B	HR	RBI	SH	SF	HP	BB	SO	SB	CS	OBP	SLG	E
2011	State College (A)	.313	41	150	25	47	16	1	3	19	0	2	5	16	28	0	0	.393	.493	6
2012	Bradenton (A)	.295	129	488	65	144	31	3	13	90	2	5	7	39	93	12	7	.353	.451	17
2013	Altoona (AA)	.288	126	451	61	130	36	3	17	68	2	3	8	27	89	10	7	.337	.494	1
2014	AZL Padres (R)	.286	4	14	3	4	1	2	0	0	0	0	0	0	3	0	0	.286	.643	0
	Eugene (A)	.300	3	10	3	3	1	0	0	2	0	0	0	3	2	0	0	.462	.400	0
	San Antonio (AA)	.321	34	137	20	44	11	2	3	24	0	0	1	9	28	0	1	.367	.496	1
2015	El Paso (AAA)	.307	125	459	82	141	36	9	12	71	0	7	8	45	96	4	0	.374	.503	5
	SAN DIEGO	.250	11	8	0	2	0	0	0	0	0	0	0	0	3	0	0	.250	.250	0
2016	El Paso (AAA)	.382	62	217	50	83	16	3	10	51	0	4	5	14	27	0	0	.425	.622	1
	SAN DIEGO	.257	84	253	39	65	16	2	10	37	0	2	4	26	44	5	1	.333	.455	3
Major League Totals		.257	95	261	39	67	16	2	10	37	0	2	4	26	47	5	1	.331	.448	3
Minor League Totals		.309	524	1926	309	596	148	23	58	325	4	21	34	153	366	26	15	.367	.501	31

*Led league +Tied for league lead @Rehab assignment

CAREER FIELDING

POSITION	PCT.	G	PO	A	E	TC	DP
Left Field	.972	69	105	0	3	108	0

SINGLE-GAME HIGHS

HITTING STREAK.....Two games, August 7 - September 9, 2015
 HITS.....Six games, twice, last August 17 - 23, 2016
 DOUBLES.....2, September 20, 2016 vs. Arizona
 RBI.....4, twice, last August 18, 2016 vs. Arizona
 RUNS SCORED.....4, September 8, 2016 vs. Colorado
 WALKS.....2, September 28, 2016 vs. Los Angeles (NL)
 STRIKEOUTS.....4, August 19, 2016 vs. Arizona
 CAREER WALK-OFF HITS.....None

HOME RUNS

CAREER MULTI-HOME RUN GAMES.....None
 CAREER GRAND SLAMS (1).....May 10, 2016 at Chicago (NL) (Adam Warren)
 CAREER PINCH-HIT (2).....May 10, 2016 at Chicago (NL) (Adam Warren)
September 22, 2016 vs. San Francisco (Derek Law)
 CAREER WALK-OFF (1).....None

CAREER TRANSACTIONS

2008.....Selected by the Washington Nationals in the 48th round of the First-Year Player Draft (did not sign).
 2011.....Signed by the Pittsburgh Pirates as a third-round selection in the First-Year Player Draft.
 2013.....Acquired by San Diego in exchange for RHP Miles Mikolas and OF Jaff Decker, November 25.



@Jon_edwards7

43

JON EDWARDS

RIGHT-HANDED PITCHER



BATS/THROWS: R/R

OPENING DAY AGE: 29

BORN: January 8, 1988 in Chicago, IL

RESIDENCE: Keller, TX

ACQUIRED: From TEX to complete August 18, 2015 trade along with C Marcus Greene in exchange for OF Will Venable: August 21, 2015

CONTRACT STATUS: Signed through 2017

HEIGHT/WEIGHT: 6-5/242

SERVICE TIME: 1.111

NON-ROSTER INVITEE

CAREER

2016: Missed the entire season while on the disabled list, making just one rehab appearance in June.

- Landed on the 15-day DL to start the year with a right flexor strain...appeared in one game with Single-A Lake Elsinore on a rehab assignment on 6/2, working 1.0 scoreless inning, striking out all three batters faced.
- Returned from his rehab after the outing and transferred to the 60-day disabled list on 6/28, missing the remainder of the season.

2015: Pitched in a career-high 22 Major League games between Texas and San Diego after being acquired by the Padres as part of a three-player trade in August.

- Over 37 combined minor league outings between Triple-A Round Rock and Triple-A El Paso, went 2-1 with a 1.23 ERA (5 ER, 36.2 IP) to go along with 23 saves in 24 opportunities and 51 strikeouts against 11 walks while allowing a .168 opponents average.
- Named a Pacific Coast League Mid-Season All-Star for Round Rock and a PCL Post-Season All-Star for El Paso.
- Acquired by the Padres on 8/21 from the Rangers to complete an earlier trade on 8/18 in exchange for OF Will Venable.
- Pitched in five games for El Paso, working 5.0 scoreless innings before being called up to San Diego where he posted a 3.38 ERA (4 ER, 10.2 IP) with 16 strikeouts against eight walks.

2014: Made his Major League debut for Texas in just his third full season on the mound.

- Began the year with Double-A Frisco, going 1-2 with a 5.13 ERA (19 ER, 33.1 IP) and 36 strikeouts against 23 walks in 22 relief outings before being promoted to Triple-A Round Rock.
- Went 1-1 with a 2.87 ERA (5 ER, 15.2 IP) and 26 strikeouts against nine walks in 12 relief appearances before being promoted to the Major League club.
- Had his contract selected by the Rangers on 8/15 and made his Major League debut that day at Anaheim, working 0.2 scoreless innings...pitched in nine games total for Texas, posting a 4.32 ERA (4 ER, 8.1 IP).

2013: Split the year between Single-A Myrtle Beach and Double-A Frisco, going a combined 3-2 with a 4.04 ERA (25 ER, 55.2 IP) and 67 strikeouts against 39 walks over 35 relief appearances.

- Had one stint on the seven-day disabled list from 5/10-22.

2012: Made his professional debut as a pitcher after signing with the Rangers in December 2011...over 19 total relief appearances went 1-0 with a 1.80 ERA (6 ER, 30.0 IP) and 37 strikeouts against 32 walks between the Rangers Rookie-Level Arizona Summer League affiliate, Single-A Spokane, Single-A Myrtle Beach and Double-A Frisco.

- Had one stint on the seven-day disabled list from 9/3-18, missing the remainder of the season.

2011: Spent his final season as an outfielder in independent ball with San Angelo of the North American League...at end of the season made two appearances with 2.0 shutout innings for Alpine in the Pecos League to begin his pitching career.

- Signed with the Rangers after a workout on 12/20, following the season.

2010: Played the entire campaign with Single-A Batavia in the Cardinals organization, hitting .180 over 43 totals games.

- Released by the Cardinals on 10/5, following the season.

2009: Split the year between Single-A Quad Cities and Single-A Batavia, hitting a combined .205 (69-for-337) with 13 doubles, one triple, 13 home runs and 45 RBI in 96 games.

- Had one stint on the seven-day disabled list from 5/23-6/11.

QUICK HIT

- Originally signed with the St. Louis Cardinals as an outfielder in the 2006 Draft, playing parts of five minor league seasons as a hitter from 2006-10 before transitioning to a pitcher and later signing with the Texas Rangers for the 2012 season.

2008: Hit a combined .289 (52-for-180) with nine doubles, one triple, 10 home runs, 29 RBI and 25 runs scored in 53 total games between Single-A Quad Cities and Single-A Batavia.

2007: Split the year between Rookie-Level Johnson City and Single-A Batavia, hitting a combined .267 (59-for-221) with 16 doubles, one triple, eight home runs and 40 RBI in 64 total games.

2006: Made his professional debut with Rookie-Level Johnson City, hitting .266 with 21 extra-base hits and 27 RBI in 48 total games.

PERSONAL

Jonathan Benjamin Edwards...he and his wife Katelyn have one child, Benjamin...graduated from Keller High School (TX) in 2006...after initially signing in the 2006 First-Year Player Draft as an outfielder by the St. Louis Cardinals and playing in five minor league seasons with the Cardinals organization, later was signed by Texas Rangers' scout Bobby Crook after a workout following the 2011 season.

JON EDWARD'S CAREER PITCHING RECORD

YR	CLUB	W-L	ERA	G	GS	CG	SHO	SV	IP	H	R	ER	HR	HB	BB	SO	WP	BK	AVG
2012	AZL Rangers (R)	1-0	0.00	3	0	0	0	1	4.2	3	0	0	0	0	2	5	0	0	.176
	Spokane (A)	0-0	1.47	11	0	0	0	0	18.1	7	8	3	1	1	24	22	6	1	.115
	Myrtle Beach (A)	0-0	3.60	4	0	0	0	0	5.0	4	2	2	0	0	3	7	1	0	.235
	Frisco (AA)	0-0	4.50	1	0	0	0	0	2.0	2	1	1	0	0	3	3	0	0	.250
2013	Myrtle Beach (A)	3-1	3.57	26	0	0	0	4	40.1	28	19	16	0	2	31	51	5	0	.196
	Frisco (AA)	0-1	5.28	9	0	0	0	0	15.1	15	10	9	3	0	8	16	2	0	.259
2014	Frisco (AA)	1-2	5.13	22	0	0	0	0	33.1	27	26	19	4	0	23	36	5	0	.225
	Round Rock (AAA)	1-1	2.87	12	0	0	0	0	15.2	15	6	5	0	1	9	26	0	0	.250
	TEXAS	0-0	4.32	9	0	0	0	0	8.1	13	5	4	0	1	5	9	2	0	.351
2015	Round Rock (AAA)	2-1	1.42	32	0	0	0	20	31.2	18	5	5	1	0	8	44	0	0	.165
	TEXAS	0-0	6.00	11	0	0	0	0	6.0	6	4	4	1	0	8	6	1	0	.273
	El Paso (AAA)	0-0	0.00	5	0	0	0	3	5.0	3	0	0	0	0	3	7	0	0	.188
	SAN DIEGO	0-0	3.38	11	0	0	0	0	10.2	6	4	4	3	0	8	16	1	0	.171
2016	Lake Elsinore	0-0	0.00	1	0	0	0	0	1.0	0	0	0	0	0	0	3	0	0	.000
	Major League Totals	0-0	4.32	31	0	0	0	0	25.0	25	13	12	4	1	21	31	4	0	.266
	Minor League Totals	8-6	3.13	126	0	0	0	28	172.1	122	77	60	9	4	114	220	19	1	.199

*Led league +Tied for league lead @Rehab assignment

JON EDWARD'S CAREER BATTING RECORD

YR	CLUB	AVG	G	AB	R	H	2B	3B	HR	RBI	SH	SF	HP	BB	SO	SB	CS	OBP	SLG	E
2006	Johnson City (R)	.266	48	154	23	41	16	1	4	27	0	1	3	20	33	0	0	.360	.461	4
2007	Johnson City (R)	.245	55	188	27	46	12	1	7	33	0	2	2	28	68	0	3	.345	.431	4
	Batavia (A)	.394	9	33	1	13	4	0	1	7	0	0	0	2	7	0	0	.429	.606	0
2008	Batavia (A)	.304	31	102	18	31	6	1	6	16	0	0	3	19	40	0	0	.427	.559	4
	Quad Cities (A)	.269	22	78	7	21	3	0	4	13	0	2	0	9	21	2	1	.337	.462	2
2009	Quad Cities (A)	.191	67	225	22	43	9	0	11	32	0	3	5	21	85	0	1	.272	.378	3
	Batavia (A)	.232	29	112	11	26	4	1	2	13	0	1	1	5	46	1	0	.269	.339	3
2010	Batavia (A)	.180	43	122	12	22	6	1	2	11	1	0	3	14	55	0	3	.281	.295	2
	Minor League Totals	.240	304	1014	121	243	60	5	37	152	1	9	17	118	355	3	8	.326	.418	22

CAREER FIELDING

POSITION	PCT.	G	PO	A	E	TC	DP
Pitcher	1.000	31	1	3	0	4	0

SINGLE-GAME HIGHS

INNINGS PITCHED.....2.0, August 26, 2014 at Seattle
 LOW-HIT COMPLETE GAME.....None
 STRIKEOUTS.....3, twice, last September 29, 2015 vs. Milwaukee
 MOST HITS ALLOWED.....3, September 4, 2015 vs. Los Angeles (NL)
 MOST RUNS ALLOWED.....4, June 11, 2015 at Oakland
 MOST WALKS ALLOWED.....2, four times, last September 6, 2015 vs. Los Angeles (NL)
 MOST HOME RUNS ALLOWED.....2, October 4, 2015 at Los Angeles (NL)

CAREER TRANSACTIONS

2006.....Signed by the St. Louis Cardinals as a 14th-round selection in the First-Year Player Draft.
 2010.....Released by the St. Louis Cardinals, October 5.
 2011.....Signed by the Texas Rangers as a minor league free agent, December 20.
 2015.....Acquired by the San Diego Padres from the Texas Rangers to complete an August 18, 2015 trade along with C Marcus Greene in exchange for OF Will Venable, August 21.



@RobbieErlin27

41

ROBBIE ERLIN

LEFT-HANDED PITCHER



BATS/THROWS: R/L

OPENING DAY AGE: 26

BORN: October 8, 1990 in Oakland, CA

RESIDENCE: Santa Cruz, CA

ACQUIRED: From TEX along with RHP Joe Wieland in exchange for RHP Mike Adams: July 31, 2011

CONTRACT STATUS: Signed through 2017

HEIGHT/WEIGHT: 6-0/198

SERVICE TIME: 2.078

CAREER

2016: Began the year with Triple-A El Paso but did not pitch in a game for the Chihuahuas, being called-up by the Padres on 4/8 and making three starts before undergoing season-ending Tommy John surgery on his left elbow on 5/17.

- Optioned to El Paso on 4/3 as the Padres set their Opening Day roster and was called up on 4/8 after RHP Tyson Ross landed on the 15-day DL following his Opening Day start.
- Made his first start on 4/8 at COL, working 3.2 scoreless innings that day.
- Worked 6.0 innings of one-run ball in his next start on 4/12 at PHI, striking out seven in the Padres 3-0 loss.
- Allowed six runs over 6.0 innings on 4/17 vs. ARI in his third and final start.
- Landed on the 15-day disabled list on 4/21 with a left elbow strain, missing the remainder of the season.
- Underwent season-ending Tommy John surgery on his left elbow in May on 5/17...transferred to the 60-day DL prior on 5/11.

QUICK HIT

- Tossed four complete game shutouts his senior season at Scotts Valley (CA) High School, including a 15-strikeout no-hitter.
- First MLB Win: June 1, 2013 vs. Toronto

2015: Spent the majority of the year with Triple-A El Paso where he made 24 starts for the Chihuahuas, going 7-6 with a 5.60 ERA (78 ER, 125.1 IP) before making three starts for San Diego.

- Started Game Three in the best-of-five Pacific Coast League Pacific Conference Championship series for the Chihuahuas against Fresno (HOU) and extended the series as he earned the win after allowing four runs, three earned, on eight hits with three strikeouts against one walk over 6.0 innings of work...it was the first playoff win in El Paso franchise history.
- Made three Major League appearances, all starts, after being recalled from Triple-A on 9/14...made his first start on 9/19 at COL and took the loss after he allowed seven runs on nine hits over 3.0 innings pitched...allowed a combined two runs over his final two starts, going 1-1 with a 1.29 ERA (2 ER, 14.0 IP) and eight strikeouts against one walk.
- Took a no-hit bid into the sixth inning of his start on 9/26 vs. ARI before allowing a triple to Ender Inciarte with two outs.
- Became the first left-handed pitcher to start a game for San Diego in 2015 with his start on 9/19 and the first Padre to do so since his last start for the Padres on the final game of the 2014 season, 9/28/14 at SF...the Padres used a right-handed pitcher in each of the first 148 games of the season before his start on 9/19.

2014: Made his first career Opening Day roster, seeing action in 13 games, 11 starts, for the Padres...missed a majority of the season with left elbow soreness.

- Over his 11 starts for San Diego, went 4-5 with a 4.76 ERA (31 ER, 58.2 IP) and 45 strikeouts against 15 walks.
- In his two relief outings, allowed three runs in 2.2 IP (10.13 ERA).
- Landed on the 15-day DL on 5/22 (retro to 5/18) with left elbow soreness...transferred to the 60-day DL on 6/26.
- Made four rehab starts between the Rookie-Level Padres and Double-A San Antonio from 7/27 - 8/17, posting a 2.92 ERA (4 ER, 12.1 IP) with 15 strikeouts against four walks.
- Reinstated from the DL on 8/18 and optioned to Triple-A El Paso where he went 0-1 with a 9.28 ERA (11 ER, 10.2 IP) in two starts before being recalled on 9/1.

2013: Made his Major League debut for the Padres, split the season between San Diego and Triple-A Tucson for 31 combined appearances including 29 starts.

- Was 3-3 with a 4.12 ERA (25 ER, 54.2 IP) with 40 strikeouts in 11 games including nine starts during four stints with the Padres in his first taste of the big leagues.
- Finished the season with the Padres by going 2-1 with a 1.97 ERA (7 ER, 32.0 IP) with 24 strikeouts over his final five starts...began his Major League career posting a 1-2 record with a 7.15 ERA (18 ER, 22.2 IP) with 16 strikeouts in six games, including four starts.
- As a starter at the Big League level, posted a 3.93 ERA (23 ER, 52.2 IP) with 39 strikeouts in nine starts.
- Called up to the Majors for the first time from Tucson on 4/24...made his Major League debut on 4/30 at CHI, allowing two runs in one inning of relief.
- Recorded his first Major League win in his first start on 6/1 vs. TOR, limiting the Blue Jays to two earned runs in 6.1 innings while striking out seven.
- Posted a 2.18 ERA (8 ER, 33.0 IP) with 30 strikeouts in five starts at Petco Park...was 1-3 with a 7.06 ERA (17 ER, 21.2 IP) with 10 strikeouts on the road.
- Posted a 1.73 ERA (5 ER, 26.0 IP) with 21 strikeouts in four starts against the National League West, averaging 6.5 innings per start.
- Picked up his first Major League hit on 9/3 vs. SF off of Madison Bumgarner.
- Allowed three earned runs or less in eight of his nine starts and two earned runs or less in seven of nine.

2012: Spent the majority of the season with Double-A San Antonio, going 3-1 with a 2.92 ERA (17 ER, 52.1 IP) in just 11 starts for the Missions, missing time due to a stint on the disabled list.

- Began the season with San Antonio...recorded 72 strikeouts against just 14 walks in his 11 starts for the Missions...averaged 12.4 strikeouts per 9.0 IP while also posting a 5.14 K/BB ratio.
- Landed on the DL on 5/15 with left elbow tendinitis...made three starts for Rookie-Level Peoria on a rehab assignment...reinstated from the DL on 8/18.

2011: Acquired at the trade deadline from TEX along with RHP Joe Wieland in exchange for RHP Mike Adams...pitched for Single-A Myrtle Beach and Double-A Frisco in the Rangers organization and Double-A San Antonio for the Padres.

- Entered the season rated as the Rangers No. 4 prospect according to *Baseball America*.
- Posted a 1.38 ERA (4 ER, 26.0 IP) in six starts after joining San Antonio...allowed no runs in three of his starts for the Missions...struck out 31, averaging 10.7 strikeouts per 9.0 IP...walked just four batters, recording a 7.75 K/BB ratio.

2010: Spent the entire season with Single-A Hickory and was named to the South Atlantic League All-Star game.

- His 0.92 WHIP led all full-season minor league pitchers while his 2.12 ERA ranked third.
- Opened the season as a reliever, allowing just one earned run over his first eight appearances (20.1 IP)...joined the starting rotation 5/18, retiring all 15 batters he faced in his first start.

2009: Made his professional debut with the AZL Rangers, working 4.0 innings over three relief outings.

- Ranked as the 155th-best prospect prior to the 2009 First-Year Player Draft by *Baseball America*.

PERSONAL

Robert (Robbie) Joseph Erlin...graduate of Scotts Valley (CA) High School, where he went 9-1 with a 0.63 ERA his senior season and was named Sentinel All-County Player of the Year...originally committed to play at Cal Poly-San Luis Obispo...originally signed by Texas Rangers' scout Butch Metzger.

ROBBIE ERLIN'S CAREER PITCHING RECORD

YR	CLUB	W-L	ERA	G	GS	CG	SHO	SV	IP	H	R	ER	HR	HB	BB	SO	WP	BK	AVG
2009	AZL Rangers (R)	0-0	2.25	3	0	0	0	0	4.0	5	1	1	0	0	1	9	0	0	.294
2010	Hickory (A)	6-3	2.12	28	17	0	0	1	114.2	89	37	27	9	4	17	125	4	0	.213
2011	Myrtle Beach (A)	3-2	2.14	9	9	0	0	0	54.2	25	15	13	7	3	5	62	1	0	.132
	Frisco (AA)	5-2	4.32	11	10	0	0	0	66.2	73	34	32	9	2	7	61	1	2	.282
	San Antonio (AA)	1-0	1.38	6	6	0	0	0	26.0	26	4	4	2	0	4	31	0	0	.265
2012	San Antonio (AA)	3-1	2.92	11	11	0	0	0	52.1	53	21	17	6	3	14	72	1	0	.255
	AZL Padres (R)	0-2	2.16	3	3	0	0	0	8.1	7	7	2	0	0	2	8	1	0	.206
2013	Tucson (AAA)	8-3	5.07	20	20	0	0	0	99.1	125	65	56	11	1	34	84	4	1	.307
	SAN DIEGO	3-3	4.12	11	9	0	0	0	54.2	53	26	25	6	0	15	40	3	0	.255
2014	SAN DIEGO	4-5	4.99	13	11	0	0	0	61.1	71	34	34	6	1	15	46	4	0	.293
	AZL Padres (R)@	0-0	0.00	1	1	0	0	0	2.0	1	0	0	0	0	0	5	1	0	.111
	San Antonio (AA)@	0-0	3.48	3	3	0	0	0	10.1	12	4	4	1	0	4	10	0	0	.293
	El Paso (AAA)	0-1	9.28	2	2	0	0	0	10.2	21	12	11	2	0	2	8	1	0	.438
2015	El Paso (AAA)	7-6	5.60	24	24	1	1	0	125.1	151	90	78	22	6	37	105	5	0	.297
	SAN DIEGO	1-2	4.76	3	3	0	0	0	17.0	16	9	9	1	1	2	10	1	0	.258
2016	SAN DIEGO	1-2	4.02	3	2	0	0	0	15.2	12	7	7	3	0	3	13	2	0	.218
Major League Totals		9-12	4.54	30	25	0	0	0	148.2	152	76	75	16	2	35	109	10	0	.268
Minor League Totals		33-20	3.84	121	106	1	1	1	574.1	588	290	245	69	19	127	580	19	3	.263

*Led league +Tied for league lead @Rehab assignment

2016 AND CAREER BATTING RECORD

YR	CLUB	AVG	G	AB	R	H	2B	3B	HR	RBI	SH	SF	HP	BB	SO	SB	CS	OBP	SLG
2016	SAN DIEGO	.000	3	6	0	0	0	0	0	0	0	0	0	0	3	0	0	.000	.000
Major League Totals		.067	40	45	0	3	0	0	0	2	3	0	0	2	15	0	0	.206	.067

CAREER FIELDING

POSITION	PCT.	G	PO	A	E	TC	DP
Pitcher	.944	30	4	13	1	18	0

SINGLE-GAME HIGHS

INNINGS PITCHED.....7.2 IP, September 20, 2013 vs. Los Angeles (NL)
 LOW-HIT COMPLETE GAME.....None
 STRIKEOUTS.....7, six times, last April 12, 2016 at Philadelphia
 MOST HITS ALLOWED.....13, April 25, 2014 at Washington
 MOST RUNS ALLOWED.....9, July 7, 2013 at Washington
 MOST WALKS ALLOWED.....4, twice, last May 6, 2014 vs. Kansas City
 MOST HOME RUNS ALLOWED.....3, April 17, 2016 vs. Arizona
 CAREER WINNING STREAK.....Three games, May 11 - September 18, 2014
 CAREER 10-STRIKEOUT GAMES.....None
 CAREER HOME RUNS HIT.....None

CAREER TRANSACTIONS

2009.....Signed by the Texas Rangers as a third-round selection in the First-Year Player Draft.

2011.....Acquired by the San Diego Padres along with RHP Joe Wieland in exchange for RHP Mike Adams, July 31.

**CARLOS FISHER****RIGHT-HANDED PITCHER****83****BATS/THROWS:** R/R**OPENING DAY AGE:** 34**BORN:** February 22, 1983 in West Covina, CA**RESIDENCE:** Duarte, CA**ACQUIRED:** Signed as a minor league free agent: December 3, 2016**CONTRACT STATUS:** Signed through 2017**HEIGHT/WEIGHT:** 6-4/220**SERVICE TIME:** 1.138**NON-ROSTER INVITEE****CAREER**

2016: Spent the entire campaign with Triple-A Round Rock and went 5-7 with a 4.40 ERA (23 ER, 47.0 IP) and 63 strikeouts against 22 walks in 42 relief appearances.

- Signed as a minor league free agent by the Texas Rangers on 2/2.

2015: Spent the entire campaign with Triple-A Gwinnett and went 2-4 with a 1.61 ERA (10 ER, 56.0 IP) and 58 strikeouts against 28 walks in 43 relief appearances.

- Following the season, made 11 appearances for the Caneros de los Mochis of the Mexican Winter League

2014: Spent the entire campaign with Triple-A Gwinnett and went 3-1 with a 3.00 ERA (11 ER, 33.0 IP) and 41 strikeouts against 14 walks in 23 relief appearances.

- Signed as a minor league free agent by the Atlanta Braves on 6/21.
- Following the season, made 31 appearances for the Caneros de los Mochis of the Mexican Winter League.

2013: Split the season between Double-A Midland and Double-A Montgomery, going a combined 1-2 with a 3.88 ERA (25 ER, 56.2 IP) and 78 strikeouts against 40 walks while holding opponents to a .221 average over 42 games.

- Prior to the season signed as a minor league free agent by the Oakland A's on 1/28.
- Began the season with Double-A Midland and went 1-2 with a 3.88 ERA (21 ER, 48.2 IP) and 71 strikeouts against 33 walks in 37 relief appearances.
- Signed as a minor league free agent by the Tampa Bay Rays on 8/17 and was assigned to Double-A Montgomery where he had a 0-0 record with a 4.50 ERA (4 ER, 8.0 IP) and seven strikeouts against seven walks in 5 relief appearances.

2012: Spent the entire campaign with Triple-A Louisville going 0-2 with a 4.61 ERA (34 ER, 66.1 IP) with 64 strikeouts against 57 walks in 52 relief appearances.

2011: Spent the majority of the season between Triple-A Louisville and Cincinnati, pitching in a combined 49 games

- Began the season with Triple-A Louisville and pitched to a 4-1 record with a 3.35 ERA (15 ER, 40.1 IP) with 40 strikeouts against 18 walks in 32 relief appearances.
- Was also recalled four times by the Reds (4/23, 5/24, 7/7, 9/1) and went 0-3 with a 4.50 ERA (12 ER, 24.0 IP) with 17 strikeouts against 11 walks in 17 relief appearances
- Following the season, made 10 relief appearances for Caribes de Anzoátegui in the Venezuelan Winter League.

2010: Split the campaign between Triple-A Louisville and Cincinnati.

- Began the season with Triple-A Louisville where he posted a 1-1 record and had a 2.23 ERA (9 ER, 36.1 IP) with 38 strikeouts against 8 walks over 30 relief appearances.
- Recalled to the big leagues four separate times (4/22, 7/21, 8/7, 9/1) and had a combined record of 1-1 with a 5.64 ERA (14 ER, 22.1 IP) with 21 strikeouts against 13 walks in 18 relief appearances.

2009: Began the season at Triple-A Louisville before making his Major League debut with the Reds

- Had a 2-0 record with a 2.00 ERA (4 ER, 18.0 IP) with 21 strikeouts against 4 walks in 13 appearances for Triple-A Louisville before being called up to the Major Leagues by Cincinnati on 5/22.
- Made his Major League debut on 5/24 and earned the win after tossing a scoreless inning of relief...became the first Reds pitcher to earn a win in his debut since 1994 (Hector Carrasco).
- Options to Advanced Single-A Sarasota on 8/31 between games of a doubleheader...threw two scoreless innings in two games for Sarasota before being recalled by the Reds on 9/7.
- Finished with a combined 1-1 record with a 4.47 ERA (26 ER, 52.1 IP) with 48 strikeouts against 31 walks for the Reds in his first taste of the Majors.

2008: Split the majority of the season between Double-A Chattanooga and Triple-A Louisville, going a combined 6-5 with a 3.04 ERA (23 ER, 68.0 IP) with 67 strikeouts against 29 walks over 50 appearances.

- Converted to a reliever in 2008 and began the year in Chattanooga where he went 1-5 with a 3.73 ERA in 36 games with 8 saves.
- Was promoted to Triple-A Louisville where he went 5-0 with a 1.04 ERA (2 ER, 17.1 IP) with 21 strikeouts against only 9 walks.

2007: Split the majority of the season between Advanced Single-A Sarasota and Double-A Chattanooga, going a

QUICK HIT

- **First MLB Win:** May 24, 2009 vs. Cleveland (Major League Debut)

combined 9-10 with a 3.73 ERA (64 ER, 154.1 IP) with 135 strikeouts against 49 walks over 28 games, all starts.

- Made seven starts for Single-A Sarasota, going 4-1 with a 2.20 ERA (10 ER, 41.0 IP).
- Was named the Florida State League Pitcher of the Week on April 16.
- Promoted to Double-A Chattanooga, where he went 5-9 with a 4.29 ERA (54 ER, 113.1 IP) and was named Southern League Pitcher of the Week on 7/23.
- Named to the mid-season All-Star teams of the Florida State League, Southern League and Texas League in 2007.

2006: Spent the entire season with Single-A Dayton, appearing in 27 games, all starts, posting a 12-5 record with a 2.76 ERA (46 ER, 150.0 IP) and 122 strikeouts against 38 walks while holding opponents to a .237 average.

- Was named Midwest League Pitcher of the Week on 4/23.

2005: Made his professional debut with the Rookie-Level Billings Mustangs after signing as an 11th-round selection from the First-Year Player Draft.

- Appeared in 15 games, 8 starts, posting a 4-4 record with a 4.19 (25 ER, 53.2 IP) along with 45 strikeouts against 19 walks.
- Was named Pioneer League Pitcher of the Week on 6/26.

PERSONAL

Charles Edward "Carlos" Fisher...is a 2001 graduate of Duarte High School (CA)...attended Citrus Community College (CA) before attending Lewis-Clark State College...originally signed by Reds scout Howard Bowens.

CARLOS FISHER'S CAREER PITCHING RECORD

YR	CLUB	W-L	ERA	G	GS	CG	SHO	SV	IP	H	R	ER	HR	HB	BB	SO	WP	BK	AVG
2005	Billings	4-4	4.19	15	8	0	0	1	53.2	56	30	25	3	5	19	45	3	0	.268
2006	Dayton (A)	12-5	2.76	27	27	0	0	0	150.0	133	53	46	5	5	38	122	6	0	.237
2007	Chattanooga (AA)	5-9	4.29	21	21	0	0	0	113.1	127	61	54	11	10	42	94	0	0	.291
	Sarasota (A)	4-1	2.20	7	7	0	0	0	41.0	34	12	10	1	1	7	41	9	0	.221
2008	Louisville (AAA)	5-0	1.04	14	0	0	0	0	17.1	14	2	2	0	1	9	21	0	0	.215
	Chattanooga (AA)	1-5	3.73	36	0	0	0	8	50.2	52	28	21	3	1	20	46	6	0	.259
2009	Louisville (AAA)	2-0	2.00	13	0	0	0	2	18.0	11	4	4	0	1	4	21	0	0	.175
	Sarasota (A)	0-0	0.00	2	0	0	0	0	2.0	1	0	0	0	0	2	2	0	0	.143
	CINCINNATI	1-1	4.47	39	0	0	0	0	52.1	50	26	26	4	1	31	48	6	0	.262
2010	Louisville (AAA)	1-1	2.23	30	0	0	0	4	36.1	23	10	9	4	1	8	38	1	1	.178
	CINCINNATI	1-1	5.64	18	0	0	0	0	22.1	22	14	14	1	1	13	21	2	0	.256
2011	Louisville (AAA)	4-1	3.35	32	0	0	0	6	40.1	31	17	15	4	1	18	40	2	0	.212
	CINCINNATI	0-3	4.50	17	0	0	0	0	24.0	25	15	12	3	1	11	17	1	0	.263
2012	Louisville (AAA)	0-2	4.61	52	0	0	0	0	66.1	57	36	34	6	2	57	64	7	0	.237
2013	Midland (AA)	1-2	3.88	37	0	0	0	0	48.2	38	24	21	4	1	33	71	15	0	.207
	Montgomery (AA)	0-0	4.50	5	0	0	0	0	8.0	10	6	4	1	0	7	7	0	0	.303
2014	Gwinnett (AAA)	3-1	3.00	23	0	0	0	2	33.0	26	13	11	1	0	14	41	3	0	.217
2015	Gwinnett (AAA)	2-4	1.61	43	0	0	0	6	56.0	36	12	10	3	1	28	58	2	0	.188
2016	Round Rock (AAA)	5-7	4.40	42	0	0	0	8	47.0	45	24	23	1	0	22	63	7	0	.245
Major League Totals		2-5	4.74	74	0	0	0	0	98.2	97	55	52	8	3	55	86	9	0	.261
Minor League Totals		49-42	3.33	399	63	0	0	37	781.2	694	332	289	47	30	328	774	62	1	.237

*Led league +Tied for league lead @Rehab assignment

2016 AND CAREER BATTING RECORD

YR	CLUB	AVG	G	AB	R	H	2B	3B	HR	RBI	SH	SF	HP	BB	SO	SB	CS	OBP	SLG
Major League Totals		.000	74	7	0	0	0	0	0	0	0	0	0	0	6	0	0	.000	.000

CAREER FIELDING

POSITION	PCT.	G	PO	A	E	TC	DP
Pitcher	.895	74	3	14	2	19	0

SINGLE-GAME HIGHS

INNINGS PITCHED.....4.1 IP, August 12, 2009 at St. Louis
 LOW-HIT COMPLETE GAME.....None
 STRIKEOUTS.....4, three times, last August 12, 2009 at St. Louis
 MOST HITS ALLOWED.....6, August 12 2009 at St. Louis
 MOST RUNS ALLOWED.....5, August 29, 2009 vs. Los Angeles (NL)
 MOST WALKS ALLOWED.....4, May 25, 2011 at Philadelphia
 MOST HOME RUNS ALLOWED.....2, September 12, 2011 vs. Chicago (NL)
 CAREER WINNING STREAK.....None
 CAREER 10-STRIKEOUT GAMES.....None
 CAREER HOME RUNS HIT.....None

CAREER TRANSACTIONS

2005.....Signed by the Cincinnati Reds after being selected in the 11th round of the First-Year Player Draft.
 2013.....Signed by the Oakland Athletics as a minor league free agent, January 28.
 2013.....Signed by the Tampa Bay Rays as a minor league free agent, August 17.
 2014.....Signed by the Atlanta Braves as a minor league free agent, June 21.
 2016.....Signed by the Texas Rangers as a minor league free agent, January 19.
 2016.....Signed by the San Diego Padres as a minor league free agent, December 2.

**CHRISTIAN FRIEDRICH****LEFT-HANDED PITCHER****53****BATS/THROWS:** R/L**OPENING DAY AGE:** 29**BORN:** July 8, 1987 in Evanston, IL**RESIDENCE:** Evanston, IL**ACQUIRED:** Signed as a minor league free agent: March 3, 2016**CONTRACT STATUS:** Signed through 2017**HEIGHT/WEIGHT:** 6-4/222**SERVICE TIME:** 3.046**CAREER**

2016: In his first campaign with the Padres set career highs in nearly every pitching category, including starts (23), innings (129.1), strikeouts (100) and ERA (4.80).

- Signed with the Padres on 3/3 as a minor league free agent.
- Began the season on the seven-day DL with Triple-A El Paso and reinstated on 4/21...made two starts with Single-A Lake Elsinore on 4/21 and 4/26, posting a 2.00 ERA (2 ER, 9.0 IP) before being transferred to El Paso where he also made two starts.
- Had his contract purchased on 5/13 by the Padres, making his season debut that day with a start at MIL, working 6.0 innings of one-run ball with six walks and four strikeouts.
- Played the rest of the season with the Padres, working primarily in the rotation...one relief outing came on 8/30 at ATL.
- Over his first six starts with San Diego from 5/13 - 6/12 he went 3-1 with a 2.12 ERA (8 ER, 34.0 IP) and 31 strikeouts against 19 walks while holding opponents to a .233 (30-for-129) average.
- Over his next seven starts from 6/17 - 7/24 he went 1-5 with a 7.86 ERA (30 ER, 34.1 IP), with the Padres 2-5 in those starts.
- Over his final 10 starts of the year from 7/30 - 9/29 he went 1-6 with a 4.65 ERA (31 ER, 60.0 IP).
- His 23 starts on the season led the Padres...San Diego went 8-15 overall in his starts.
- Tagged with the loss in eight-straight decisions over 11 starts from 6/29 - 9/4, posting a 6.14 ERA (40 ER, 58.2 IP) in that stretch, with the Padres 2-9 in those starts.
- In three starts against his former team, the Rockies, he went 1-0 with a 2.00 ERA (4 ER, 18.0 IP) and 24 strikeouts against six walks.
- Had arguably the best start of his career on 9/10 vs. COL, working 7.0 shutout innings, allowing just two hits and one walk while striking out a career-high tying 10 batters, just his second 10-strikeout game and first since 5/14/12 for COL.
- Worked a season-high 7.0 innings four times on the year and 6.0-or-more innings 11 times, posting quality starts in eight of those outings.

QUICK HIT

• **Originally signed by the Colorado Rockies as a first-round selection (25th overall) in the 2008 First-Year Player Draft out of Eastern Kentucky University (KY).**

• **Pitched for Team USA in the 2010 Futures Game.**

• **First MLB Win:** May 9, 2012 at SD

• **First MLB Save:** None

2015: Spent the entire season with the Major League club, appearing in a career-high 68 games for Colorado, all in relief.

- In 34 games on the road he went 0-2 with a 4.81 ERA (13 ER, 24.1 IP), compared to 0-2 with a 5.56 ERA (21 ER, 34.0 IP) in 34 games at home.
- Posted a 1.10 ERA (2 ER, 16.1 IP) and a .233 opponents average in 20 appearances during the day compared to 0-4 with a 6.86 ERA (32 ER, 42.0 IP) and a .351 opponents average in 48 outings at night.
- Enjoyed his best month of the season in May when he posted a 2.25 ERA (3 ER, 12.0 IP) in 11 relief appearances.
- Made at least 10 relief appearances in each month of the season.
- Worked 2.0-or-more innings six times out of his 68 total outings.
- Finished his season by posting a 2.89 ERA (3 ER, 9.1 IP) over his final 17 outings of the year from 8/22 through the end of the season.

2014: Spent the majority of the season with Triple-A Colorado Springs, going 2-9 with a 7.00 ERA (71 ER, 91.1 IP) in 27 games, 13 starts, for the Sky Sox, also working in 16 games, three starts, for the Rockies.

- Began the season with Triple-A Colorado Springs before being recalled by the Rockies on 6/21 on pitching that day with a start for Colorado vs. Milwaukee, his first Major League action since 2012 (7/28/12).
- Made three starts for Colorado, allowing 19 runs, 14 earned, in 13.1 innings pitched before being optioned back to Colorado Springs on 7/3.
- Recalled for a second stint on 8/27 and worked exclusively in relief the rest of the way, posting a 0.96 ERA (1 ER, 9.1 IP) in 12 games from 8/27 through the end of the season.
- On 9/1/14 he pitched in a game that was suspended on 5/22/14 between the Rockies and Giants, a game he was not currently on the active roster for when the game was suspended...allowed one run in 1.2 innings, being tagged with the loss in that game, with his stats being credited to the date of 5/22/14.

2013: Made just four starts for Triple-A Colorado Springs before being placed on the disabled list on 4/28 with back inflammation, missing the remainder of the season.

2012: Made his Major League debut for Colorado with 16 starts for the Rockies.

- Began the season with Triple-A Colorado Springs, going 2-1 with a 3.00 ERA (10 ER, 30.0 IP) over five starts before receiving his first career Major League call-up on 5/9.
- Made his Major League debut that day on 5/9/12 at Petco Park against the Padres, working 6.0 innings and allowing two runs, one earned, on five hits and one walk with seven strikeouts to earn his first career victory as the Rockies won by a score of 6-2.
- Went on to go 4-1 with a 4.50 ERA (18 ER, 36.0 IP) over his first six starts from 5/9-6/4, with the Rockies 4-2 in those starts.
- Recorded his first career hit on 5/25/12 at Cincinnati with a single of Reds starter Johnny Cueto, who he beat that day, earning the win after working 5.0 innings and allowing three runs in the Rockies 6-3 victory.
- Made 16 starts for Colorado before a stress fracture in his lower back landed him on the disabled list on 8/4, missing the remainder of the season.
- Struck out 74 batters in his first 16 career starts, the third-most in Rockies franchise history for a pitcher through their first 16 career starts behind only Jhoulys Chacin (88 SO, 87.0 IP) and Shawn Chacon (84 SO, 89.2 IP)...struck out 17 in his first two career starts, setting a new Rockies record for most strikeouts through a pitchers for two career games and the most by any Major League pitcher since Stephen Strasburg struck out 22 in his first two games of June 2010.
- Struck out 10 batters in his second career game with a start on 5/14 at San Francisco...just the fourth left-hander in Rockies history to strikeout 10 batters in a game.

2011: Played the entire season for Double-A Tulsa, going 6-10 with a 5.00 ERA (74 ER, 133.1 IP) and 103 strikeouts against 43 walks, earning Texas League Mid-Season All-Star honors.

- Over 14 starts in the first half of the season he went 5-5 with a 3.89 ERA (33 ER, 76.1 IP), 22 walks and 60 strikeouts.
- Named the fourth-best prospect in the Rockies organization by *Baseball America* heading into the season.

2010: Spent the entire season with Double-A Tulsa, starting 18 games and going 3-6 with a 5.05 ERA (49 ER, 87.1 IP).

- Spent the final three weeks of the season on the disabled list.
- Over seven starts in the second half he went 3-1 with a 3.99 ERA (13 ER, 29.1 IP) before landing on the DL.
- Selected to represent the US Team in the 2010 MLB Futures Game, working 0.1 innings in the game.

2009: Split the year between Single-A Asheville and Single-A Modesto, going a combined 6-5 with a 2.41 ERA (32 ER, 119.2 IP) and 159 strikeouts against 43 walks with a .215 opponents average over 22 starts.

- His 159 strikeouts on the season were seventh-most among all minor league pitchers.
- Rated by *Baseball America* as the second-best prospect in the California League following the season...also rated by *Baseball America* as the second-best prospect in the Rockies organization.
- Named a South Atlantic League Mid-Season All-Star for Asheville.
- Began the year with Asheville, going 3-3 with a 2.18 ERA (11 ER, 45.1 IP) and 66 strikeouts against 15 walks over eight starts before being transferred to Modesto and going 3-2 with a 2.54 ERA (21 ER, 74.1 IP) and 93 strikeouts against 28 walks in the California League.

2008: Made his professional debut in the Rockies organization for Single-A Tri-City of the Short-Season Northwest League, going 2-1 with a 3.25 ERA (13 ER, 36.0 IP) in eight starts before being transferred to Single-A Asheville where he made three starts.

- Named the third-best prospect in the Northwest League by *Baseball America* following the season.

PERSONAL

Christian Louis Friedrich...attended Loyola Academy High School (IL), where he was selected by the Illinois High School Baseball Coaches Association as a member of the 2005 "Cream of the Crop"...set a school record by striking out 18 batters in a 7.0-inning regional final game in 2004...played for the Falmouth Commodores of the Cape Cod League in summer of 2006, notching 52 strikeouts in only 37.0 innings...attended Eastern Kentucky University (KY) and was rated as the second-best left-handed pitcher in the 2008 Draft by *Baseball America*...was the 2008 Ohio Valley Conference Pitcher of the Year in his junior season...ranked second in the nation in ERA and hits allowed per 9.0 IP (4.41) and eighth in strikeouts per 9.0 innings (11.90) in 2008...led the OVC in ERA, strikeouts (108) and opponents batting average (.144)...was the first Eastern Kentucky University baseball player ever to be drafted in the first round...is the all-time career strikeouts leader (327) at EKU...as a freshman in 2006, he tossed the fifth no-hitter in school history...originally signed by Rockies' scout Scott Corman.



CHRISTIAN FRIEDRICH'S CAREER PITCHING RECORD

YR	CLUB	W-L	ERA	G	GS	CG	SHO	SV	IP	H	R	ER	HR	HB	BB	SO	WP	BK	AVG
2008	Tri-City (A)	2-1	3.25	8	8	0	0	0	36.0	31	16	13	2	1	8	50	7	0	.228
	Asheville (A)	0-1	7.50	3	3	0	0	0	12.0	14	10	10	2	0	7	15	3	0	.269
2009	Asheville (A)	3-3	2.18	8	8	0	0	0	45.1	35	14	11	2	1	15	66	5	0	.215
	Modesto (A)	3-2	2.54	14	14	0	0	0	74.1	59	25	21	3	5	28	93	12	0	.215
2010	Tulsa (AA)	3-6	5.05	18	18	0	0	0	87.1	100	54	49	10	3	35	78	1	0	.293
2011	Tulsa (AA)	6-10	5.00	25	25	0	0	0	133.1	156	88	74	20	3	43	103	17	1	.286
2012	Colorado Springs (AAA)	2-1	3.00	5	5	1	0	0	30.0	23	12	10	1	1	4	27	0	0	.213
	COLORADO	5-8	6.17	16	16	0	0	0	84.2	102	61	58	14	2	30	74	8	0	.303
2013	Colorado Springs (AAA)	0-1	4.30	4	4	0	0	0	14.2	13	12	7	1	0	8	8	0	0	.236
2014	Colorado Springs (AAA)	2-9	7.00	27	13	0	0	1	91.1	114	76	71	16	3	39	83	3	1	.306
	COLORADO	0-4	5.92	16	3	0	0	0	24.1	25	21	16	3	2	10	27	5	0	.263
2015	COLORADO	0-4	5.25	68	0	0	0	0	58.1	75	37	34	5	1	25	45	3	0	.321
2016	Lake Elsinore (A)	0-0	2.00	2	2	0	0	0	9.0	7	3	2	1	0	0	7	0	0	.206
	El Paso (AAA)	0-1	4.66	2	2	0	0	0	9.2	12	5	5	1	1	4	6	0	0	.300
	SAN DIEGO	5-12	4.80	24	23	0	0	0	129.1	131	74	69	13	2	52	100	7	0	.259
Major League Totals		10-28	5.37	124	42	0	0	0	296.2	333	193	177	35	7	117	246	23	0	.284
Minor League Totals		21-35	4.52	116	102	1	0	1	543.0	564	315	273	59	18	191	536	48	2	.266

*Led league +Tied for league lead @Rehab assignment

2016 AND CAREER BATTING RECORD

YR	CLUB	AVG	G	AB	R	H	2B	3B	HR	RBI	SH	SF	HP	BB	SO	SB	CS	OBP	SLG
2016	SAN DIEGO	.054	24	37	2	2	0	0	2	3	0	0	3	23	0	0	0	.125	.054
Major League Totals		.071	125	70	3	5	0	0	0	2	4	0	0	6	40	0	0	.145	.071

CAREER FIELDING

POSITION	PCT.	G	PO	A	E	TC	DP
Pitcher	.898	124	10	34	5	49	3

SINGLE-GAME HIGHS

INNINGS PITCHED.....7.0 IP, six times, last September 22, 2016 vs. San Francisco
 LOW-HIT COMPLETE GAME.....None
 STRIKEOUTS.....10, twice, last September 10, 2016 vs. Colorado
 MOST HITS ALLOWED.....11, May 30, 2012 vs. Houston
 MOST RUNS ALLOWED.....9, twice, last June 21, 2014 vs. Milwaukee
 MOST WALKS ALLOWED.....6, May 13, 2016 at Milwaukee
 MOST HOME RUNS ALLOWED.....3, twice, last July 28, 2012 vs. Cincinnati
 CAREER WINNING STREAK.....Three games, twice, last May 27 - June 6, 2016
 CAREER 10-STRIKEOUT GAMES.....2, twice, September 10, 2016 vs. Colorado
 CAREER HOME RUNS HIT.....None

CAREER TRANSACTIONS

2008.....Signed by the Colorado Rockies as a first-round selection (25th overall) in the 2008 First-Year Player Draft.
 2016.....Designated for assignment by the Colorado Rockies, January 28.
 2016.....Released by the Colorado Rockies, February 19.
 2016.....Signed by the San Diego Padres as a minor league free agent, March 3.



ROCKY GALE

CATCHER

@RockyGale

58

GALE

BATS/THROWS: R/R
OPENING DAY AGE: 29

HEIGHT/WEIGHT: 6-1/184
SERVICE TIME: 0.033

BORN: February 22, 1988 in Portland, OR

RESIDENCE: Portland, OR

ACQUIRED: Signed as a 24th-round selection in the 2010 First-Year Player Draft

CONTRACT STATUS: Signed through 2017

NON-ROSTER INVITEE

CAREER

2016: Split the season between Double-A San Antonio and Triple-A El Paso, hitting a combined .243 (86-for-354) with 10 doubles, one triple, five home runs, 34 RBI and 37 runs scored in 107 games.

- Started 97 total games behind the plate between San Antonio and El Paso, posting a .992 fielding percentage (seven errors in 830 total chances)...also made three starts at third base for the Chihuahuas.
- Tossed out 25 of 75 (33%) attempted basestealers between San Antonio and El Paso.
- In the months of May and June, hit a combined .291 (43-for-14) with three doubles, three home runs, 16 RBI and 19 runs scored in 44 games.

QUICK HIT

- **First MLB Hit:** September 30, 2015 vs. Milwaukee, single off of Corey Knebel

2015: Spent the majority of the season with Triple-A El Paso, hitting .307 in 102 games for the Chihuahuas before making his Major League debut for San Diego.

- Selected from Triple-A El Paso on 9/2 for his first career call-up, spending the remainder of the season with the Big League club.
- Made his Major League debut on 9/6 vs. LAD with a pinch-hit appearance.
- Started one game for San Diego on 9/30 vs. MIL, catching the entire game in an Andrew Cashner start...collected his first career hit in his final at-bat of that game with a single.
- In 102 games for Triple-A El Paso he hit a career-best .307 (99-322) with 21 extra-base hits, 39 RBI and 34 runs scored.
- Played for Leones del Escogido in the Dominican Winter League after the season, hitting .315 (23-for-73) in 20 games.
- Following the season, was not tendered a contract and re-signed with the club as a minor league free agent on 12/8/15.

2014: Spent the entire season with Triple-A El Paso, hitting .303 with 12 doubles and 35 RBI in 77 games.

- Against left-handed pitching he hit .327 (17-for-52) and .295 (52-for-176) vs. right-handers.
- After hitting .059 (1-for-17) in seven games in April he hit .455 (15-for-33) in 10 games in May.
- Tossed out 38.2% (26-of-68) of attempted base stealers.
- Played winter ball in the Australian Baseball League following the season for Adelaide Bite.

2013: Spent the majority of the season with Double-A San Antonio, playing in 70 games total between the Missions and Triple-A Tucson in 2013.

- Played 62 of his 70 games in 2013 with the Missions...hit .278 (10-for-36) against left-handed pitching for San Antonio.
- Made 56 starts behind the plate for San Antonio...tossed out 21 of 60 (35%) attempted base stealers.

2012: Split time between Single-A Lake Elsinore, Double-A San Antonio and Triple-A Tucson, playing the majority of his games with Tucson.

- Made 36 starts behind the plate for Tucson, 13 for Lake Elsinore and one for San Antonio.
- Tossed out 17 of 47 (36%) attempted base stealers overall on the season.

2011: In his second professional season, began the year with Single-A Fort Wayne before also playing for Single-A Lake Elsinore, Double-A San Antonio and Triple-A Tucson.

- Spent the majority of his season with Fort Wayne and Lake Elsinore, playing in 26 games for the TinCaps and 27 for the Storm.
- Tossed out 17 of 48 (35%) attempted base stealers overall on the season.

2010: Made his professional debut with Single-A Eugene, hitting .292 (47-for-161) over 43 games for the Emeralds.

- Made 35 starts behind the plate, tossing out 26 of 62 (42%) of attempted base stealers.



PLAYERS

PERSONAL

Rocky Michael Gale...attended the University of Portland...married to Leah...named first team All-West Coast Conference as a senior after hitting .347 with two homers and 16 RBI...named first team All-State and first team All-Valley Conference in 2006 at North Salem High School (OR)...signed by Padres' scout Justin Baughman.

ROCKY GALE'S CAREER BATTING RECORD

YR	CLUB	AVG	G	AB	R	H	2B	3B	HR	RBI	SH	SF	HP	BB	SO	SB	CS	OBP	SLG	E
2010	Eugene (A)	.292	43	161	16	47	5	0	0	16	0	0	1	7	29	2	2	.325	.323	2
2011	Fort Wayne (A)	.267	26	90	9	24	3	0	1	13	1	3	1	6	23	0	1	.310	.333	3
	Lake Elsinore (A)	.141	27	71	7	10	1	0	0	10	3	1	2	7	12	0	1	.235	.155	1
	Tucson (AAA)	.250	4	12	1	3	0	1	0	2	0	0	0	0	1	0	0	.250	.417	0
	San Antonio (AA)	.043	7	23	1	1	1	0	0	1	0	0	0	0	3	0	0	.043	.087	1
2012	Lake Elsinore (A)	.180	14	50	3	9	1	0	1	6	1	0	0	1	8	1	0	.196	.260	3
	Tucson (AAA)	.171	41	123	12	21	6	0	0	11	2	0	0	6	22	0	0	.209	.220	2
	San Antonio (AA)	.200	3	5	0	1	0	0	0	0	0	0	0	0	1	0	0	.200	.200	0
2013	San Antonio (AA)	.246	62	207	15	51	5	0	1	22	3	2	2	10	19	0	4	.285	.285	3
	Tucson (AAA)	.200	8	20	1	4	1	0	0	2	0	0	0	0	2	0	0	.200	.250	0
2014	El Paso (AAA)	.303	77	228	21	69	12	0	0	35	2	3	0	10	33	1	0	.328	.355	5
2015	El Paso (AAA)	.307	102	322	34	99	16	4	1	39	4	3	5	17	59	1	1	.349	.391	6
	SAN DIEGO	.100	11	10	0	1	0	0	0	0	0	0	0	0	1	0	0	.100	.100	0
2016	San Antonio (AA)	.219	63	210	21	46	8	1	2	20	2	2	4	29	38	1	0	.322	.295	6
	El Paso (AAA)	.278	44	144	16	40	2	0	3	14	2	3	5	5	19	0	0	.318	.354	1
	Major League Totals	.100	11	10	0	1	0	0	0	0	0	0	0	0	1	0	0	.100	.100	0
	Minor League Totals	.255	521	1666	157	425	61	6	9	191	20	17	20	98	269	6	9	.301	.315	33

CAREER FIELDING

POSITION	PCT.	G	PO	A	E	TC	DP
Catcher	1.000	6	18	0	0	18	0

SINGLE-GAME HIGHS

HITTING STREAK.....None
 HITS1, September 30, 2015 vs. Milwaukee
 DOUBLESNone
 RBI.....None
 RUNS SCORED.....None
 WALKS.....None
 STRIKEOUTS.....1, September 19, 2015 at Colorado
 CAREER WALK-OFF HITS.....None

CAREER TRANSACTIONS

2006.....Selected by the Kansas City Royals in the 49th round of the First-Year Player Draft (did not sign).
 2010.....Signed by the San Diego Padres as a 24th-round selection in the First-Year Player Draft.
 2015.....Signed by the San Diego Padres as a minor league free agent, December 8.



JAVY GUERRA

INFIELDER

@JavyGuerra54
70

GUERRA

BATS/THROWS: L/R
OPENING DAY AGE: 21

BORN: September 25, 1995 in David, Panama

RESIDENCE: David, Panama

ACQUIRED: From BOS with OF Manuel Margot, INF Carlos Asuaje and LHP Logan Allen in exchange for RHP Craig Kimbrel: November 13, 2015

CONTRACT STATUS: Signed through 2017

HEIGHT/WEIGHT: 5-11/155
SERVICE TIME: 0.000

CAREER

2016: Played the entire season with Single-A Lake Elsinore, hitting .202 (79-for-391) in 105 games with 41 RBI and 49 runs scored.

- Landed on the disabled list on 8/10 and missed the remainder of the season.
- Ranked by Baseball America as the 87th-best prospect in all of baseball in their midseason ranking update in July.

QUICK HIT

- Ranked as the No. 7 prospect in the Padres organization by MLB.com after the 2016 season

2015: Had a breakout campaign for Single-A Greenville, hitting .279 (121-for-434) in 116 games with 23 doubles, three triples, 15 home runs, 68 RBI, 64 runs scored and 30 walks.

- Named to the Mid-Season South Atlantic All-Star team for the Greenville Drive and a MiLB.com Organization All-Star for the Red Sox.
- Earned South Atlantic Player of the Week honors for the stretch of July 6 - 12, and hit .520 with three home runs, seven RBI and six runs while posting a .536 on-base percentage.
- Tabbed as the No. 52 prospect in baseball by *Baseball America*.
- Following his trade to San Diego, was ranked by *Baseball America* as the No. 1 prospect in the Padres farm system.

2014: Played the entire season with Rookie-Level Gulf Coast League Red Sox, hitting 269 (54-for-201) with 20 extra-base hits, 26 RBI and 21 runs scored.

- Was ranked as the 13th-best prospect in the Red Sox Organization and the Gulf Coast League seventh-best prospect after the season.

2013: Made his professional debut with the Red Sox Dominican Summer League affiliate, hitting .248 (52-for-210) with 23 RBI and 27 runs scored in 60 games.

- Following the season, was tabbed as the No. 23 prospect in the Red Sox farm system.

PERSONAL

Javier Alexis Guerra.

JAVY GUERRA'S CAREER BATTING RECORD

YR	CLUB	AVG	G	AB	R	H	2B	3B	HR	RBI	SH	SF	HP	BB	SO	SB	CS	OBP	SLG	E
2013	DSL Red Sox	.248	60	210	27	52	9	0	0	23	6	1	3	33	40	7	4	.356	.290	14
2014	DSL Red Sox	.269	51	201	21	54	14	4	2	26	1	0	0	5	42	1	5	.286	.408	11
2015	Greenville (A)	.279	116	434	64	121	23	3	15	68	6	3	4	30	112	7	9	.329	.449	27
2016	Lake Elsinore (A)	.202	105	391	49	79	19	1	9	41	3	3	0	34	141	4	4	.264	.325	30
Minor League Totals		.248	332	1236	161	306	65	8	26	158	16	7	7	102	335	19	22	.307	.376	82

*Led league +Tied for league lead @Rehab assignment

CAREER TRANSACTIONS

2012.....Signed as an International free agent by the Boston Red Sox, July 2.

2015.....Acquired by the San Diego Padres with OF Manuel Margot, INF Carlos Asuaje and LHP Logan Allen in exchange for RHP Craig Kimbrel, November 13.



BRAD HAND

LEFT-HANDED PITCHER

BATS/THROWS: L/L

OPENING DAY AGE: 27

BORN: March 20, 1990 in Minneapolis, MN

RESIDENCE: Chaska, MN

ACQUIRED: Claimed off waivers from Miami: April 8, 2016

CONTRACT STATUS: Signed through 2017

HEIGHT/WEIGHT: 6-3/228

SERVICE TIME: 3.092

CAREER

2016: Led the Majors with a career-high 82 appearances in his first campaign with the Padres...his 82 appearances were the second-most ever by a Padres reliever in a single season, behind only Craig Lefferts' 83 outings in 1986.

- His 111 strikeouts on the season were tied with Trevor Hoffman (1996 and 1997) for the third-most ever in a single season by a Padres reliever, behind only Lance McCullers (126 in 1987) and Rollie Fingers (113 in 1977).
- His 111 strikeouts were the fourth-most by any Major League reliever in 2016, behind only Dellin Betances (126), Andrew Miller (123) and Kyle Barraclough (113)...were the second-most by any left-handed reliever behind only Miller's 123.
- Began his season by being designated for assignment by the Marlins on 4/3 and later acquired off waivers by the Padres on 4/8, spending the rest of the season with San Diego.
- Finished second on the team with 111 strikeouts, behind only Drew Pomeranz's 115 strikeouts he recorded in his 17 starts for the Padres before being traded.
- Per Fangraphs.com, his 1.6 WAR on the season was the eighth-best mark among all qualifying NL relievers.
- Over a 30-game span from 6/21 - 8/23 he went 2-1 with a 1.47 ERA (5 ER, 30.2 IP) and 33 strikeouts against nine walks while holding opponents to a .154 (16-for-104) average.
- Worked a season-high 4.0 innings on 5/14 at MIL in relief, allowing just two hits and two walks while striking out a season-high tying five batters.
- Enjoyed his best month of the season in September when he went 1-0 with a 1.10 ERA (2 ER, 16.1 IP) and 24 strikeouts against just three walks while holding opponents to a .145 (8-for-55) average over 16 relief appearances.

QUICK HIT

- Originally signed by the Marlins as a second-round selection in the 2008 First-Year Player Draft.
- Over 129 career relief appearances, has gone 5-5 with a 3.46 ERA (60 ER, 156.0 IP) and 166 strikeouts against 65 walks and a .212 opponents average.
- **First MLB Win:** July 7, 2011 vs. HOU
- **First MLB Save:** April 4, 2014 vs. SD

2015: Split his fifth Major League season between the bullpen and rotation, making 12 starts and 26 relief appearances, going 4-7 with a 5.30 ERA (55 ER, 93.1 IP)...set career highs in wins and appearances (38) and tied his career high in strikeouts (67).

- As a starter he went 4-6 with a 5.68 ERA (36 ER, 57.0 IP) over his 12 starts, while going 0-1 with a 4.71 ERA (19 ER, 36.1 IP) in his 26 relief outings.
- In his first start on 5/27 at PIT he held the Pirates scoreless on four hits while walking none and striking out two over 5.0 innings.
- In his second start on 6/2 vs. CHI he earned the win after allowing two runs on six hits and two walks over 6.0 innings.
- Moved back to the bullpen on 6/14 and allowed just four runs over his next 10 outings and 11.0 innings before going back to the rotation on 8/4.
- Went 1-0 with a 2.05 ERA over 12 games, two starts, from 6/14-8/9.
- Tagged with the loss in his final four starts, his only losing streak of the season...allowed 18 earned runs over 14.1 innings in that stretch (11.30 ERA).
- In six starts in August he went 3-2 with a 3.79 ERA (15 ER, 35.2 IP), holding opponents to two-or-fewer runs four times.
- Worked 7.0 innings on 8/9 at ATL, allowing just one run on a Jonny Gomes home run...prior to the home run, had tossed a season-best 16.1 consecutive scoreless innings dating back to 7/4.
- The home run allowed on 8/9 at ATL also snapped a streak of 82.2 innings and 34 appearances dating back to 9/1/14 (55.2 innings in 2015) without allowing a home run...marked his longest single-season streak without allowing a home run (previous best was 43.0 innings from 7/3-8/5/14).
- Also on 8/9 at ATL he recorded two sac bunt RBI to become the first player in Marlins history to do so and the first player in the Majors since Alex Cora on 7/16/04...was the only pitcher since 1974 to do so, per STATS Inc.
- On 8/25 vs. PIT he tossed a career-best 8.0 innings while striking out a season-high tying five, earning his fourth win of the season.

2014: Spent the entire season with the Major League club for the first time in his career outside of a stint on the 15-day disabled list for the Marlins.

- Worked in 32 games total for Miami, including 16 starts.
- In his 16 starts he went 3-8 with a 4.33 ERA (43 ER, 89.1 IP) and 49 strikeouts against 25 walks with a .268 opponent average, with the Marlins 5-11 in his starts.
- In his 16 relief appearances he posted a 4.57 ERA (11 ER, 21.2 IP) with 18 strikeouts against 14 walks with a .244 opponent average.
- Recorded his first career save by working 3.0 scoreless innings against the Padres at Marlins Park on 4/4.
- Landed on the 15-day disabled list on 5/24 with a sprained right ankle...pitched in six games on a minor league rehab assignment before returning from the disabled list on 7/3.
- On 7/20 vs. SF earned the win after working 7.0 innings and allowing two runs...was his first win as a starting pitcher since 7/7/11, three years and 13 days between wins as a starter...marked the third-longest span between wins as a starter in Marlins history, with David Weathers eight years and 117 days between wins (5/26/96-9/20/04) and Al Leiter seven years and 221 days (9/24/97-5/3/05), per STATS Inc.

2013: Split the season between the minors and the Major League club, appearing in seven games total for Miami.

- Over 17 starts between Triple-A New Orleans (15 starts) and the Rookie-Level Marlins (two starts) he went 3-6 with a 3.21 ERA (32 ER, 89.2 IP) and 92 strikeouts against 47 walks.
- Began the season in the minors before being recalled on 4/30 for his first stint of the season with the Marlins...optioned back on 5/1 and recalled a second time on 9/3, spending the remainder of the season with Miami.

2012: Played the majority of the season with Triple-A New Orleans, going 11-7 with a 4.00 ERA (66 ER, 148.1 IP) and a career-high 141 strikeouts against 75 walks in 27 starts.

- Also made one start for the Major League club.
- Finished second in the Marlins' organization in strikeouts that season behind Jose Fernandez (158).

2011: Made his Major League debut for the Marlins, splitting the season between the Big League club and Double-A Jacksonville.

- Began the season in the minor leagues before having his contract selected on 6/6 for his first career call-up.
- Made his Major League debut on 6/7 vs. ATL with a start for the Marlins, taking the loss despite working 6.0 innings and allowing just one hit, a solo home run to Alex Gonzalez, in the Marlins 1-0 loss that day.
- Became the second player since 1900 to take a loss while going at least 6.0 innings and giving up one hit-or-fewer in their Major League debut as a starter, and first since 5/19/71 when the Washington Senators' Mike Thompson took the loss after allowing one hit in 7.0 innings vs. BAL.
- Tagged with the loss in each of his first three starts for the Marlins from 6/7-17, despite posting a 3.45 ERA (6 ER, 15.2 IP) over that stretch, receiving just one run of support over those three starts (runs scored while he is in the game).
- Optioned on 6/20 and recalled for a second stint on 7/2...optioned back on 7/7 and recalled for a third stint on 7/28...optioned back on 8/10 and recalled for a fourth and final stint on 9/2.
- Earned his first career win on 7/7 vs. HOU after working 7.0 shutout innings, allowing just two hits and three walks in the Marlins 5-0 win.
- At the plate, collected his first career hit on 8/8 vs. ATL.
- Over 20 games, 19 starts, in the minors, including one start for Single-A Jupiter and 19 games, 18 starts, for Double-A Jacksonville, he went 11-5 with a 3.56 ERA (45 ER, 113.2 IP).

2010: Named a MiLB.com organization All-Star for the Marlins after going 9-8 with a 3.31 ERA (54 ER, 146.2 IP) and 138 strikeouts against 52 walks in 27 starts between Single-A Jupiter and Double-A Jacksonville, spending the majority of the season with Jupiter.

2009: Played the entire season with Single-A Greensboro, going 7-13 with a 4.86 ERA (69 ER, 127.2 IP) and 122 strikeouts against 66 walks.

- Led all Marlins' minor leaguers in strikeouts and walks.

2008: Made his professional debut with 12 games, 10 starts, between the Marlins Gulf Coast League affiliate and Single-A Jamestown, going 3-2 with a 2.64 ERA (14 ER, 47.2 IP) and 46 strikeouts against 21 walks.

PERSONAL

Bradley Richard Hand...he and his wife, Morgan, have one daughter, Lila...graduated from Chaska High School (MN), where he was named Minnesota's Gatorade Baseball Player of the Year following his senior season...signed by Marlins' scout Bob Oldis.



BRAD HAND'S CAREER PITCHING RECORD

YR	CLUB	W-L	ERA	G	GS	CG	SHO	SV	IP	H	R	ER	HR	HB	BB	SO	WP	BK	AVG
2008	GCL Marlins (R)	2-0	2.48	9	7	0	0	0	32.2	25	16	9	0	2	11	34	4	0	.212
	Jamestown (A)	1-2	3.00	3	3	0	0	0	15.0	11	6	5	0	1	10	12	2	0	.208
2009	Greensboro (A)	7-13	4.86	26	26	0	0	0	127.2	130	83	69	12	7	66	122	22	2	.264
2010	Jupiter (A)	8-8	3.33	26	26	2	2	0	140.2	153	68	52	10	5	49	134	3	3	.278
	Jacksonville (AA)	1-0	3.00	1	1	0	0	0	6.0	3	2	2	0	0	3	4	0	0	.143
2011	Jacksonville (AA)	11-4	3.40	19	18	0	0	0	108.2	90	42	41	11	1	50	71	0	2	.231
	FLORIDA	1-8	4.20	12	12	0	0	0	60.0	53	32	28	10	1	35	38	0	1	.241
	Jupiter (A)	0-1	7.20	1	1	0	0	0	5.0	5	5	4	1	0	5	4	0	0	.278
2012	New Orleans (AAA)	11-7	4.00	27	27	0	0	0	148.1	129	72	66	15	0	75	141	7	1	.238
	MIAMI	0-1	17.18	1	1	0	0	0	3.2	6	7	7	1	0	6	3	0	0	.353
2013	New Orleans (AAA)@	3-5	3.42	15	15	0	0	0	81.2	69	33	31	7	2	45	81	6	0	.232
	MIAMI	1-1	3.05	7	2	0	0	0	20.2	13	7	7	2	0	8	15	1	0	.176
	GCL Marlins (R)@	0-1	1.13	2	2	0	0	0	8.0	5	2	1	0	0	2	11	1	0	.179
2014	MIAMI	3-8	4.38	32	16	0	0	1	111.0	112	56	54	10	2	39	67	5	0	.264
	Jupiter (A)@	0-0	0.75	2	2	0	0	0	12.0	4	1	1	0	0	2	14	0	0	.103
	New Orleans (AAA)@	2-0	3.27	4	4	0	0	0	22.0	18	8	8	3	0	9	22	0	0	.234
2015	MIAMI	4-7	5.30	38	12	0	0	0	93.1	107	55	55	9	3	32	67	2	0	.292
2016	SAN DIEGO	4-4	2.92	82*	0	0	0	1	89.1	63	32	29	8	1	36	111	7	0	.195
Major League Totals		13-29	4.29	172	43	0	0	2	378.0	354	189	180	40	7	156	301	15	1	.248
Minor League Totals		46-41	3.68	135	132	2	2	0	707.2	642	338	289	59	18	327	650	45	8	.245

*Led league +Tied for league lead @Rehab assignment

2016 AND CAREER BATTING RECORD

YR	CLUB	AVG	G	AB	R	H	2B	3B	HR	RBI	SH	SF	HP	BB	SO	SB	CS	OBP	SLG
2016	SAN DIEGO	.000	82	4	0	0	0	0	0	0	1	0	0	0	1	0	0	.000	.000
Major League Totals		.071	172	70	2	5	0	0	0	4	14	0	0	0	22	0	0	.071	.071

CAREER FIELDING

POSITION	PCT.	G	PO	A	E	TC	DP
Pitcher	.975	172	15	63	2	80	3

SINGLE-GAME HIGHS

INNINGS PITCHED.....8.0 IP, August 25, 2015 vs. Pittsburgh
 LOW-HIT COMPLETE GAME.....None
 STRIKEOUTS.....6, June 7, 2011 vs. Atlanta
 MOST HITS ALLOWED.....11, August 15, 2015 at St. Louis
 MOST RUNS ALLOWED.....7, four times, last September 5, 2015 vs. New York (NL)
 MOST WALKS ALLOWED.....6, three times, last September 19, 2015 at Washington
 MOST HOME RUNS ALLOWED.....3, September 5, 2015 vs. New York (NL)
 CAREER WINNING STREAK.....Two games, twice, last August 20-25, 2015
 CAREER 10-STRIKEOUT GAMES.....None
 CAREER HOME RUNS HIT.....None

CAREER TRANSACTIONS

2008.....Signed by the Florida Marlins as a second-round selection in the 2008 First-Year Player Draft.
 2016.....Designated for assignment by the Miami Marlins, April 3.
 2016.....Acquired off waivers by the San Diego Padres, April 8.



AUSTIN HEDGES

CATCHER

BATS/THROWS: R/R

OPENING DAY AGE: 24

BORN: August 18, 1992 in San Juan Capistrano, CA

RESIDENCE: Tustin, CA

ACQUIRED: Signed as a second-round selection in the 2011 First-Year Player Draft

CONTRACT STATUS: Signed through 2017

HEIGHT/WEIGHT: 6-1/206

SERVICE TIME: 0.166

CAREER

2016: Spent the majority of the season with Triple-A El Paso, hitting .326 in 82 games for the Chihuahuas before being recalled on 9/21 and playing in eight games for the Padres, including seven starts behind the plate.

- Played in 82 total games for El Paso and hit a career-best .326 (102-for-313) with 20 doubles, 21 home runs, 82 RBI and 55 runs scored.
- Became the first player since 2009 to be earn back-to-back Pacific Coast League Player of the Week honors for the weeks of June 20-26 and June 27-July 3...hit a combined .556 (25-for-45) with 10 homers, 28 RBI over the 12-game span, including a stretch of five consecutive games with a home run from 6/21 - 26 and a Triple-A El Paso record-eight RBI in a two-home run performance on July 10 at Salt Lake.
- Hit .316 (12-for-38) in the PCL playoffs this season during El Paso's championship run with three doubles, two homers, six runs and five RBI.
- Named to the PCL post-season All-Star team.

QUICK HIT

- **Signed a letter of intent to play at UCLA before signing with the Padres, after being selected out of Junipero Serra High School in the 2011 Draft.**

- **Rated as the second-best catching prospect in the 2011 Draft class by Baseball America.**

- **First MLB Hit:** May 6, 2015 at San Francisco, RBI-single off of Chris Heston

- **First MLB Home Run:** June 16, 2015 vs. Oakland, solo home run off of Scott Kazmir

2015: Made his Major League debut in 2015, playing in 56 games total for San Diego, including 41 starts behind the plate.

- Began the year with Triple-A El Paso, playing in 21 games having his contract selected on 5/4 for his first career call-up, after hitting .324 in 21 games for the Chihuahuas...spent the remainder of the season with the Big League club.
- His .324 average with El Paso at the time of his call-up ranked fourth-best among catchers in the Pacific Coast League, while his .914 OPS for El Paso ranked third-best among PCL catchers.
- Made his Major League debut the day of his call-up, on 5/4, with a pinch-hit appearance against the Giants at AT&T Park.
- In his second game on 5/6 at SF, made his first career start behind the plate with Ian Kennedy pitching, and collected his first career hit while catching all nine innings of the Padres 9-1 victory that day.
- Hit his first career home run on 6/16 vs. OAK in the Padres 6-5 loss...at 22 years, 302 days old that day, was the fourth-youngest catcher in Padres history to hit a home run.
- While behind the plate tossed out 15 of 48 attempted base stealers (31.3%).
- Padres pitchers pitched to a 3.85 ERA (150 ER, 350.2 IP) with him behind the plate, the third-best catcher ERA among rookie catchers in the Majors in 2015 (minimum 300 innings caught) and third-best ever by a Padres rookie catcher (minimum 300 innings caught).
- Of his 41 starts behind the plate, the majority came with Tyson Ross on the mound with 17 starts with Ross.
- With runners in scoring position he hit .259 (7-27) for San Diego.
- Rated by *Baseball America* as the No. 4 prospect in the Padres organization heading into the season.
- Rated by MLB.com as the fourth-best catching prospect in all of baseball heading into the season.
- Following the season, played in 21 games for Leones del Escogido in the Dominican Winter League, hitting .236 (17-for-72) with three home runs and five RBI.

2014: Spent the entire season with Double-A San Antonio, playing in a career-high 113 games.

- Enjoyed his best month of the season in May, hitting .286 (26-for-91) with 10 doubles, three home runs and 14 RBI in 25 games.
- Started 104 games behind the plate, posting a .985 fielding percentage (15 errors in 1,005 total chances).
- Tossed out 50 of 131 attempted base stealers (38.2 %).

2013: Split his season between Single-A Lake Elsinore and Double-A San Antonio, spending a majority of the year with the Storm.

- Began the season with Lake Elsinore, playing in 66 games with the Storm before being promoted to San Antonio on 8/1.
- Selected to the roster of the US Team in the SiriusXM All-Star Futures Game at Citi Field in New York, NY.
- Ranked second on the Storm with 22 doubles.
- Won the 2013 Captain's Catcher's Award, honoring the most outstanding catcher in the minors.
- Played for Peoria in the Arizona Fall League following the season and was a Fall Stars Game selection.
- Entered 2014 as the No. 24 prospect in baseball according to MLB.com.

2012: Spent his first full professional season with Single-A Fort Wayne, hitting .279 (94-for-337) with 28 doubles, 10 home runs and 56 RBI in 96 games for the TinCaps.

- Honored as a Midwest League mid- and post-season All-Star.
- Hit .286 (8-for-28) over his first nine games before landing on the seven-day DL on 4/18.
- Reinstated from the DL on 4/26 and hit .278 (86-for-309) throughout the rest of the season.
- Led all Midwest League catchers in doubles (28) and RBI (56) and ranked fourth in home runs (10).
- Posted a .986 fielding percentage in 94 games at catcher, 93 starts...committed 12 errors in 863 total chances...tossed out 47 of 149 attempted base stealers, 31.5 %.
- Named the No. 7 prospect in the Midwest League by *Baseball America* following the season.
- Named the No. 6 prospect as well as the best defensive catcher in the Padres organization by *Baseball America* prior to the start of the season.

2011: In his first professional season played in just nine games between the Rookie-Level AZL Padres and Short-Season Eugene after signing as a second-round selection in the Draft.

- Began his professional career with the AZL Padres, hitting .313 (5-for-16) with a home run and four RBI in five games.
- Played in just four games with Short-Season Eugene to end the year.
- Named the best defensive catcher in the Padres organization by *Baseball America* following the season.

PERSONAL

Austin Charles Hedges...graduated from Junipero Serra High School (CA)...rated as the second-best catching prospect and 12th-best position player prospect in the 2011 Draft Class by *Baseball America*...signed by Padres' scout Josh Emmerick.

AUSTIN HEDGES' CAREER BATTING RECORD

YR	CLUB	AVG	G	AB	R	H	2B	3B	HR	RBI	SH	SF	HP	BB	SO	SB	CS	OBP	SLG	E
2011	AZL Padres (R)	.313	5	16	3	5	0	0	1	4	0	0	1	5	1	1	0	.500	.500	2
	Eugene (A)	.100	4	10	0	1	1	0	0	0	0	0	2	3	0	0	0	.250	.200	0
2012	Fort Wayne (A)	.279	96	337	44	94	28	0	10	56	2	4	7	23	62	14	9	.334	.451	12
2013	Lake Elsinore (A)	.270	66	233	34	63	22	1	4	30	1	4	6	22	45	5	4	.343	.425	11
	San Antonio (AA)	.224	20	67	4	15	3	0	0	8	1	0	1	6	9	3	1	.297	.269	3
2014	San Antonio (AA)	.225	113	427	31	96	19	2	6	44	2	2	3	23	89	1	3	.268	.321	15
2015	El Paso (AAA)	.324	21	71	12	23	8	0	2	15	0	0	0	8	8	1	0	.392	.521	2
	SAN DIEGO	.168	56	137	13	23	2	0	3	11	3	3	1	8	38	0	0	.215	.248	4
2016	El Paso (AAA)	.326	82	313	55	102	20	1	21	82	0	5	3	13	51	1	1	.353	.597	6
	SAN DIEGO	.125	8	24	2	3	1	0	1	0	1	0	1	0	7	0	1	.154	.167	1
Major League Totals		.161	64	161	15	26	3	0	3	12	3	4	2	8	45	0	1	.161	.206	5
Minor League Totals		.271	407	1474	183	399	101	4	44	239	6	15	21	102	268	26	18	.324	.434	51

*Led league +Tied for league lead @Rehab assignment

CAREER FIELDING

POSITION	PCT.	G	PO	A	E	TC	DP
Catcher	.989	54	413	28	5	446	2

SINGLE-GAME HIGHS

HITTING STREAK.....Two games, three times, last October 3-4, 2015
 HITS.....2, six times, last October 3, 2015 at Los Angeles (NL)
 DOUBLES.....1, three times, last October 2, 2016 at Arizona
 RBI.....2, May 6, 2015 at San Francisco
 RUNS SCORED.....2, August 3, 2015 at Milwaukee
 WALKS.....1, eight times, last September 29, 2015 vs. Milwaukee
 STRIKEOUTS.....3, October 4, 2015 at Los Angeles (NL)
 CAREER WALK-OFF HITS.....None

HOME RUNS

CAREER MULTI-HOME RUN GAMES.....None
 CAREER GRAND SLAMS.....None
 CAREER PINCH-HIT.....None
 CAREER LEADOFF.....None

CAREER TRANSACTIONS

2011.....Signed by the San Diego Padres as a second-round selection in the First-Year Player Draft.



KEITH HESSLER

LEFT-HANDED PITCHER

54

HESSLER

BATS/THROWS: L/L
OPENING DAY AGE: 28

BORN: March 15, 1989 in Washington, DC

RESIDENCE: Spokane, WA

ACQUIRED: Claimed off waivers from Arizona: May 10, 2016

CONTRACT STATUS: Signed through 2017

HEIGHT/WEIGHT: 6-4/244
SERVICE TIME: 0.130

CAREER

2016: Overall on the season he set Major League career bests in several categories including innings pitched (21.2) and ERA (4.15) over a combined 17 outings between Arizona and San Diego, including 15 for the Padres.

- Began the season with Double-A Mobile before being recalled by the Diamondbacks on 4/25 and designated for assignment on 4/30.
- Claimed off waivers by the Padres on 5/10 and reported to the Major League club as the 26th-man for a doubleheader on 5/11 at Chicago-NL...optioned to Triple-A El Paso following the doubleheader that day.
- Recalled a second time on 5/23 and optioned back on 5/27.
- Recalled a third time, again as the 26th man for a doubleheader, on 7/20 at St. Louis, being optioned back after the day.
- Recalled a fourth time on 7/25 before being optioned back on 7/29...recalled a fifth and final time on 8/20.
- Ended the season with a 15.2 scoreless inning streak, a career-best, the fourth-longest by a Padre in 2015.
- Did not allow a run over his final 13 outings from 7/29 through the end of the season for San Diego, going 1-0 with a 0.00 ERA (0 ER, 15.2 IP) and seven strikeouts against nine walks, one intentional, over that span, holding opponents to a .207 (12-for-58) average in that stretch.

QUICK HIT

- **MLB Debut:** August 8, 2015 vs. Cincinnati
- **First MLB Win:** September 20, 2016 vs. Arizona

2015: Appeared in 18 games over two stints with the Diamondbacks in his first Major League season

- Made his Major League debut on 8/8 vs. Cincinnati (0 ER, 1.0 IP)
- Pitched in all four full-season levels in Arizona's system and made a total of 69 relief appearances, his first season used exclusively out of the bullpen.
- Combined to go 5-2 with one save, a 2.14 ERA (14 ER, 59.0 IP) and 65 strikeouts in 51 games between Triple-A Reno, Double-A Mobile and Single-A Advanced Visalia.

2014: Split the season between Single-A Visalia and Triple-A Reno, making a combined 45 appearances (one start) and going 4-2 with one save and a 4.33 ERA (30 ER, 62.1IP).

2013: Spent the entire season with Single-A Visalia and made 26 appearances (all starts), going 8-7 with a 5.85 ERA (89 ER, 137.0 IP).

2012: Made 39 appearances (seven starts) for Single-A South Bend, going 2-5 with a 3.20 ERA (32 ER, 90.0 IP)

2011: Made his professional debut for Rookie-Level Missoula by going 4-0 with a 2.89 ERA (14 ER, 43.2 IP) in 23 appearances (one start) and allowing a .198 (32-for-162) opponents batting average.

PERSONAL

Keith Alexander Hessler...attended Coastal Carolina University...red-shirted his freshman campaign...son of Steve and Charlene Hessler.



KEITH HESSLER'S CAREER PITCHING RECORD

YR	CLUB	W-L	ERA	G	GS	CG	SHO	SV	IP	H	R	ER	HR	HB	BB	SO	WP	BK	AVG
2011	Missoula (R)	4-0	2.89	23	1	0	0	0	43.2	32	17	14	3	2	20	62	7	0	.198
2012	South Bend (A)	2-5	3.20	39	7	0	0	1	90	86	40	32	3	5	44	75	9	1	.261
2013	Visalia (A)	8-7	5.85	26	26	0	0	0	137	161	97	89	24	10	64	126	7	0	.303
2014	Reno (AAA)	0-0	3.00	1	1	0	0	0	3	4	1	1	1	0	2	4	0	0	.333
	Visalia (A)	4-2	4.4	44	0	0	0	1	59.1	79	31	29	3	5	18	78	4	0	.319
2015	Visalia (A)	1-0	0.00	10	0	0	0	0	14.2	11	0	0	0	0	2	20	1	0	.208
	Mobile (AA)	3-1	0.71	24	0	0	0	1	25.1	17	2	2	1	0	5	32	1	0	.193
	Reno (AAA)	1-1	5.68	17	0	0	0	0	19	14	12	12	3	0	8	13	1	0	.212
	ARIZONA	0-1	8.03	18	0	0	0	0	12.1	16	11	11	4	0	4	12	1	0	.302
2016	Mobile (AA)	0-0	5.06	7	0	0	0	1	5.1	7	3	3	0	1	3	5	2	0	.318
	ARIZONA	0-0	9.00	2	0	0	0	0	3	5	3	3	0	1	2	2	0	0	.357
	El Paso (AAA)	1-1	2.95	28	0	0	0	2	36.2	32	13	12	1	1	12	42	2	0	.237
	SAN DIEGO	1-0	3.38	15	0	0	0	0	18.2	19	7	7	2	0	11	9	0	0	.257
Minor League Totals		24-17	4.02	219	35	0	0	6	434	443	216	194	39	24	178	457	34	1	.269
Major League Totals		1-1	5.56	35	0	0	0	0	34	40	21	21	6	1	17	23	1	0	.284

*Led league +Tied for league lead @Rehab assignment

CAREER BATTING RECORD

YR	CLUB	AVG	G	AB	R	H	2B	3B	HR	RBI	SH	SF	HP	BB	SO	SB	CS	OBP	SLG
Major League Totals		1.000	18	1	0	1	0	0	0	0	0	0	0	0	0	0	0	1.000	1.000

CAREER FIELDING

POSITION	PCT.	G	PO	A	E	TC	DP
Pitcher	1.000	35	1	6	0	7	1

SINGLE-GAME HIGHS

INNINGS PITCHED.....2.0 IP, six times, last September 24, 2016 vs. San Francisco
 LOW-HIT COMPLETE GAME.....None
 STRIKEOUTS.....2, four times, last September 6, 2016 vs. Boston
 MOST HITS ALLOWED.....5, May 24, 2016 at San Francisco
 MOST RUNS ALLOWED.....5, May 24, 2016 at San Francisco
 MOST WALKS ALLOWED.....3, three times, last September 3, 2016 at Los Angeles (NL)
 MOST HOME RUNS ALLOWED.....1, six times, last May 27, 2016 at Arizona
 CAREER WINNING STREAK.....None
 CAREER 10-STRIKEOUT GAMES.....None
 CAREER HOME RUNS HIT.....None

CAREER TRANSACTIONS

2011.....Signed by the Arizona Diamondbacks as a 28th-round selection in the First-Year Player Draft.
 2016.....Designated for assignment by the Arizona Diamondbacks, April 30.
 2016.....Acquired off waivers by the San Diego Padres, May 10.



TRAVIS JANKOWSKI

OUTFIELDER

BATS/THROWS: L/R

OPENING DAY AGE: 25

BORN: June 15, 1991 in Lancaster, PA

RESIDENCE: Lancaster, PA

ACQUIRED: Signed as a supplemental-round selection (44th overall) in the 2012 First-Year Player Draft

CONTRACT STATUS: Signed through 2017

HEIGHT/WEIGHT: 6-2/183

SERVICE TIME: 1.047

CAREER

2016: Made his first career Opening Day roster and played in 131 games, making 82 total starts this season with 77 in center field, three in left field and two in right field.

- His 30 stolen bases ranked tied for 10th in the Majors, eighth in the National League and second among all rookies, the fifth-most ever by a Padre in their rookie season.
- Also ranked tied for second in walks (42) and tied for seventh in runs scored (53) among all Major League rookies.
- Reached base safely (via hit, walk or HBP) in 24 straight games from 7/31 - 8/26, the longest by a Padre in 2016 and the second-longest by a National League rookie, behind a 26-game hit streak for the Cardinals' Aledmys Diaz...hit .315 (29-for-92) with 19 runs scored, 11 walks and 11 stolen bases over that span.
- Became just the fourth Padres player to ever post a streak of reaching base safely in 24-or-more straight games during their rookie season and first to do so since Roberto Alomar had a 25-game streak in 1988...only others to do so were Benito Santiago (34 in 1987) and Gene Richards (28 in 1977).
- When leading off an inning, he hit .306 (41-for-134) with 19 walks and an .773 OPS (.392 OBP, .381 SLG)...his .392 OBP when leading off an inning ranked 24th-best among qualifying Major League hitters, 16th in the NL and third among all Major League rookies.
- Hit .275 (69-for-251) against right-handed pitching compared to a .155 (13-for-84) average against lefties.
- In games in which he stole a base this season the Padres were 19-7 (.731).
- Hit .308 (32-for-104) with five doubles, one home run, three RBI, 11 walks and 18 runs scored over 27 games in August.
- Entered the 2016 campaign rated as the No. 6 prospect in the Padres organization by *Baseball America*.

QUICK HIT

- **First MLB Hit:** August 21, 2015 vs. St. Louis, single off of John Lackey (Major League debut)
- **First MLB Home Run:** September 13, 2015 at San Francisco, solo off of Mike Leake

2015: Made his Major League debut for the Padres, playing in 34 games total for San Diego after splitting the rest of the season between Double-A San Antonio and Triple-A El Paso.

- Began the year with San Antonio, hitting .316 (89-282) with 23 stolen bases and 50 runs scored in 73 games for the Missions.
- Named a Texas League Mid-Season All-Star, starting the game for the Texas League South team batting leadoff in center field...went 2-for-4 with an RBI and a run scored in the game on June 30.
- After the Texas League All-Star game, missed time with San Antonio from 7/1-21 while playing for Team USA in the Pan-Am games in Toronto, hitting .385 (15-39) for Silver-Medal Winning Team USA, the second-best average for USA behind Tyler Pastornicky (.419).
- After returning from the Pan-Am games played in one game for San Antonio on 7/21 before being transferred to Triple-A El Paso on 7/22, hitting .392 (38-97) with nine stolen bases and 19 runs scored in 24 games for the Chihuahuas.
- Had his contract selected by San Diego on 8/19 for his first career Major League call-up, spending the remainder of the season with the Big League club.
- Made his Major League debut for the Padres on 8/21 with a start vs. STL at Petco Park, batting ninth in center field...went 2-for-4 with an RBI and run scored in his Big League debut.
- With two hits in his first two plate appearances in his debut, became the third Padre to have two hits in his first two PA in his first game and first since Wiki Gonzalez on 8/14/99 (also, John Sipin on 5/24/69).
- Over his first three career games from 8/21-23, went 5-for-9, the first Padre to have five hits in his first three career games since Donaldo Mendez in 2001.
- Started 27 games total for San Diego, with 21 in center field and six in right field.
- With runners in scoring position for San Diego, hit .304 (7-23), including .364 (4-11) with RISP and two outs.
- Hit his first career home run on 9/13 at SF with a solo home run off of Mike Leake.

2014: Played in just 46 games on the season, missing time while on the disabled list.

- Began the season with Double-A San Antonio, hitting .254 over 16 games before landing on the seven-day disabled list on 4/24...reinstated from the disabled list on 7/31 after a rehab assignment before being placed back on the seven-day DL on 8/28, missing the remainder of the season.



PLAYERS

2013: Spent the entire season with Single-A Lake Elsinore, hitting .286 (141-for-493) with 19 doubles, six triples, one home run, 38 RBI, 89 runs scored and 71 stolen bases in 122 games played.

- His 71 stolen bases led the California League and finished fourth-most overall in minor league baseball...were the ninth-most in Padres minor league history.
- Named a California League Post-Season All-Star as well as a MiLB.com Organization All-Star for San Diego.

2012: Made his professional debut by hitting .280 (69-for-246) over 61 games with 59 for Single-A Fort Wayne and two for the club's Rookie-Level affiliate in the Arizona Summer League.

- Selected by the Padres with the 44th-overall selection in the draft while still playing for Stony Brook in the College World Series, advancing to the Baton Rouge Super Regional where the club fell short to Louisiana State University.

PERSONAL

Travis Paul Jankowski...graduated from Lancaster Catholic High School (PA) where he was a two-time All State selection...led Lancaster to District 3 Double-A Championship, hitting .471 with 20 RBI and 25 runs scored as a senior with 24 stolen bases...also played four years of varsity football as wide receiver...attended Stony Brook University (NY)...named ABCA/Rawlings National Co-Player of the Year...was Stony Brook's first ever first-round selection...selected as a Louisville Slugger second team All-American by Collegiate Baseball, leading the nation in hits, runs scored and triples and ranking in the top 10 in the country in batting average and stolen bases in 2012...set school record for hits, runs scored, triples and stolen bases in a season...set school Division I record for batting average in a season and had highest batting average at Stony Brook since 1991...signed by Padres' scout Jim Bretz.

TRAVIS JANKOWSKI'S CAREER BATTING RECORD

YR	CLUB	AVG	G	AB	R	H	2B	3B	HR	RBI	SH	SF	HP	BB	SO	SB	CS	OBP	SLG	E
2012	AZL Padres (R)	.250	2	8	1	2	0	0	0	4	0	1	0	0	1	0	0	.222	.250	0
	Fort Wayne (A)	.282	59	238	32	67	10	4	1	23	1	3	1	13	44	17	7	.318	.370	2
2013	Lake Elsinore (A)	.286	122	493	89	141	19	6	1	38	3	4	2	54	96	71*	14	.356	.355	2
2014	San Antonio (AA)	.240	29	100	14	24	4	1	0	10	1	2	1	8	14	10	2	.297	.300	2
	AZL Padres (R)@	.429	4	14	5	6	1	0	0	3	0	0	1	1	1	2	1	.500	.500	0
	Eugene (A)@	.182	8	33	6	6	0	0	0	1	0	0	0	3	5	4	0	.250	.182	0
	Lake Elsinore (A)	.167	5	18	2	3	1	0	0	1	1	0	0	6	3	1	0	.375	.222	0
2015	San Antonio (AA)	.316	73	282	50	89	11	5	1	13	2	0	1	36	40	23	8	.395	.401	1
	El Paso (AAA)	.392	24	97	19	38	6	2	0	12	1	1	1	13	10	9	3	.464	.495	3
	SAN DIEGO	.211	34	90	9	19	2	2	12	2	0	0	4	24	2	1	.245	.344	1	
2016	SAN DIEGO	.245	131	335	53	82	13	2	2	12	3	0	2	42	100	30	12	.332	.313	1
Major League Totals		.238	165	425	62	101	15	4	4	24	5	0	2	46	124	32	13	.315	.320	2
Minor League Totals		.293	326	1283	218	376	52	18	3	105	9	11	7	134	214	137	35	.360	.369	10

*Led league +Tied for league lead @Rehab assignment

CAREER FIELDING

POSITION	PCT.	G	PO	A	E	TC	DP
Outfield	.993	146	270	1	2	273	0
Center Field	.996	110	228	0	1	229	0
Right Field	1.000	33	32	1	0	33	0
Left Field	.909	9	10	0	1	11	0

SINGLE-GAME HIGHS

HITTING STREAK.....Nine games, July 31-August 10, 2016
 HITS.....4, August 18, 2016 vs. Arizona
 DOUBLES.....2, September 16, 2016 at Colorado
 RBI.....3, October 4, 2015 at Los Angeles (NL)
 RUNS SCORED.....4, August 6, 2016 vs. Philadelphia
 WALKS.....2, seven times, last August 1, 2016 vs. Milwaukee
 STRIKEOUTS.....3, three times, last September 9, 2016 vs. Colorado
 CAREER WALK-OFF HITS.....None

HOME RUNS

CAREER MULTI-HOME RUN GAMES.....None
 CAREER GRAND SLAMS.....None
 CAREER PINCH-HIT.....None
 CAREER WALK-OFF.....None

CAREER TRANSACTIONS

2012.....Signed by the San Diego Padres as a supplemental-round selection (44th overall) in the First-Year Player Draft.

@TyrellJenkins14

TYRELL JENKINS

84

RIGHT-HANDED PITCHER



BATS/THROWS: R/R

OPENING DAY AGE: 24

BORN: July 20, 1992 in Henderson, TX

ACQUIRED: Off waivers from the Cincinnati Reds: January 3, 2017

CONTRACT STATUS: Signed through 2017

HEIGHT/WEIGHT: 6-4/225

SERVICE TIME: 0.082

JENKINS

CAREER

2016: Spent the majority of the season with Triple-A Gwinnett and made his Major League debut with Atlanta on 6/22 at MIA.

- Made eight starts and six relief appearances for ATL during two stints with the Braves (6/16 - 8/19 and 9/17 - remainder of the season).
- Made all eight of his starts for the Braves over consecutive appearances from 7/6 - 8/20, posting a 2-3 record with a 6.30 ERA (28 ER, 40.0 IP).
- In his six relief appearances, went 0-1 with a 4.50 ERA (6 ER, 12.0 IP).
- Made his Major League debut on 6/22 at MIA, working a scoreless inning in a 3-0 loss.
- Earned his first Major League victory on 7/29 vs. PHI, tossing 6.0 innings of two-run ball in a 2-1 victory.
- Acquired by the Texas Rangers along with LHP Brady Feigl from the Atlanta Braves in exchange for RHP Luke Jackson on 12/8...13 days later was designated for assignment by TEX and was claimed off waivers by the Reds.
- Entered the 2016 campaign ranked by *Baseball America* as the Braves' No. 16 prospect.

QUICK HIT

- **First MLB Win:** July 29, 2016 vs. PHI
- **MLB Debut:** June 22, 2016 at MIA

2015: Split the season between Triple-A Gwinnett and Double-A Mississippi, pitching to a combined 8-9 record and a career-best 3.19 ERA (49 ER, 138.1 IP) with 88 strikeouts against 61 walks in 25 starts.

- Earned Southern League All-Star honors with Mississippi and was the winner of the Phil Niekro Award as the Braves' Minor League Pitcher of the Year..
- His 3.19 ERA ranked seventh among all Braves farmhands...also ranked among ATL's minor league pitching leaders in opponents batting average (.246, 4th), strikeouts (88, 5th), innings pitched (138.1, 5th) and wins (8, T-3rd).
- Named Mississippi's Pitcher of the Month for May, making six starts and going 3-1 with a 3.35 ERA.
- Entered the season rated by *Baseball America* the 12th-best prospect in the Braves organization.

2014: Made 13 starts for Single-A Palm Beach and went 6-5 with a 3.28 ERA (27 ER, 74.0 IP) with 41 strikeouts against 23 walks.

- His 3.28 ERA would have ranked 12th among all Class A pitchers, but he did not reach the necessary innings pitched qualifier.
- Made his season debut on 6/18 by throwing 6.0 no-hit innings in his first appearance in almost a full calendar year following right latissimus surgery on 7/6/13.
- Following the season pitched for Rookie-Level Peoria in the Arizona Fall League, posting a 2-2 record with a 2.22 ERA (6 ER, 24.1 IP).
- Acquired ATL along with RHP Shelby Miller from the STL in exchange for OF Jason Heyward and RHP Jordan Walden on 11/17.

2013: Split the majority of the season between Single-A Peoria and Single-A Palm Beach, going a combined 4-4 with a 4.70 ERA (31 ER, 59.1 IP) over 13 appearances, all starts, before undergoing right latissimus surgery and missing the remainder of the season.

- Named to the Midwest League All-Star Game's West Division roster but did not participate due injury
- Earned Midwest League Pitcher of the Week honors for the week of 5/6 following his three-hit shutout vs Fort Wayne on 5/5, his first career professional shutout.
- Tied for the Midwest League lead with two complete games

2012: Made 19 appearances, all starts, for Single-A Quad Cities, posting a 4-4 record with a 5.14 ERA (47 ER, 82.1 IP) with 80 strikeouts against 36 walks.

- Rated by *Baseball America* as the eighth-best prospect in the Cardinals organization and for the third consecutive season was rated the Best Athlete in STL's system.

2011: In his first full professional season, his 11 starts were tied for the most on Rookie-Level Johnson City's staff... pitched to a 4-2 record with a 3.86 ERA (24 ER, 56.0 IP) and 55 strikeouts against 13 walks.

- He averaged 8.84 strikeouts per nine innings, the best ratio in the Appalachian League...induced eight GIDP, third-most in the Appy League.
- Rated by *Baseball America* as the sixth-best prospect in the Cardinals organization and for the second consecutive season was rated the Best Athlete in STL's system

2010: Made his professional debut with Rookie-Level Johnson City, making two starts and pitching 3.0 scoreless innings total.

- Rated by *Baseball America* the fourth-best prospect in the Cardinals organization and the Best Athlete in STL's system.

PERSONAL

Tyrell Deon Jenkins...at Henderson High School (TX) starred in baseball, football, basketball and track...was recruited by Baylor University to play quarterback.

TYRELL JENKINS' CAREER PITCHING RECORD

YR	CLUB	W-L	ERA	G	GS	CG	SHO	SV	IP	H	R	ER	HR	HB	BB	SO	WP	BK	AVG
2010	Johnson City (R)	0-0	0.00	2	2	0	0	0	3.0	2	0	0	0	0	2	2	0	0	.200
2011	Johnson City (R)	4-2	3.86	11	11	0	0	0	56.0	63	33	24	3	3	13	55	4	1	.296
2012	Quad Cities (A)	4-4	5.14	19	19	0	0	0	82.1	84	53	47	5	3	36	80	11	0	.267
2013	Palm Beach (A)	0-0	4.50	3	3	0	0	0	10.0	13	6	5	0	0	1	6	2	0	.310
	Peoria	4-4	4.74	10	10	2	1	0	49.1	51	28	26	4	1	24	34	4	0	.267
2014	Palm Beach (A)	6-5	3.28	13	13	0	0	0	74.0	74	32	27	6	1	23	41	8	3	.264
2015	Gwinnett (AAA)	3-4	3.57	9	9	0	0	0	45.1	43	20	18	4	2	20	29	2	0	.256
	Mississippi	5-5	3.00	16	16	3	0	0	93.0	84	41	31	3	2	41	59	1	0	.241
2016	Gwinnett (AAA)	9-3	2.47	17	12	0	0	0	83.2	86	30	23	3	1	35	55	2	1	.272
	ATLANTA	2-4	5.88	14	8	0	0	0	52.0	55	35	34	11	1	33	26	1	0	.279
Major League Totals		2-4	5.88	14	8	0	0	0	52.0	55	35	34	11	1	33	26	1	0	.279
Minor League Totals		35-27	3.64	100	95	5	1	0	496.2	500	243	201	28	13	195	361	34	5	.265

*Led league +Tied for league lead @Rehab assignment

2016 AND CAREER BATTING RECORD

YR	CLUB	AVG	G	AB	R	H	2B	3B	HR	RBI	SH	SF	HP	BB	SO	SB	CS	OBP	SLG
2016	ATLANTA	.000	14	13	0	0	0	0	0	0	4	0	0	0	4	0	0	.000	.000
Major League Totals		.000	14	13	0	0	0	0	0	0	4	0	0	0	4	0	0	.000	.000

CAREER FIELDING

POSITION	PCT.	G	PO	A	E	TC	DP
Pitcher	1.000	14	1	10	0	11	0

SINGLE-GAME HIGHS

INNINGS PITCHED.....6.0 IP, four times, last August 9, 2016 at Milwaukee
 LOW-HIT COMPLETE GAME.....None
 STRIKEOUTS.....4, July 29, 2016 vs. Philadelphia
 MOST HITS ALLOWED.....8, twice, last August 20, 2016 vs. Washington
 MOST RUNS ALLOWED.....9, August 20, 2016 vs. Washington
 MOST WALKS ALLOWED.....5, July 24, 2016 at Colorado
 MOST HOME RUNS ALLOWED.....3, twice, August 20, 2016 vs. Washington
 CAREER WINNING STREAK.....None
 CAREER 10-STRIKEOUT GAMES.....None
 CAREER HOME RUNS HIT.....None

CAREER TRANSACTIONS

2010.....Signed by the St. Louis Cardinals as a first-round selection (50th overall) in the 2010 First-Year Player Draft, August 13.
 2014.....Acquired by the Atlanta Braves along with RHP Shelby Miller from the St. Louis Cardinals in exchange for OF Jason Heyward and RHP Jordan Walden, November 17.
 2016.....Acquired by the Texas Rangers along with LHP Brady Feigl from the Atlanta Braves in exchange for RHP Luke Jackson, December 8
Claimed off waivers by the Cincinnati Reds from the Texas Rangers, December 23
 2017.....Claimed off waivers by the San Diego Padres from the Cincinnati Reds, January 3

@JasonJester20

89

JESTER



JASON JESTER

RIGHT-HANDED PITCHER

BATS/THROWS: R/R

OPENING DAY AGE: 25

BORN: May 14, 1991 in Longview TX

RESIDENCE: Arlington, TX

ACQUIRED: Signed as a 23rd-round selection in the 2014 First-Year Player Draft, June 13, 2014

CONTRACT STATUS: Signed through 2017

HEIGHT/WEIGHT: 5-11/205

SERVICE TIME: 0.000

NON-ROSTER INVITEE

CAREER

2016: Split the season between Triple-A El Paso and Double-A San Antonio, pitching to a combined 4-3 record with 14 saves and a 3.20 ERA (20 ER, 56.1 IP) with 67 strikeouts against 13 walks in 47 relief outings.

- Began the season with Double-A San Antonio and went 2-1 with 14 saves and a 2.54 ERA (11 ER, 39.0 IP) in 34 relief appearances...earned Texas League Mid-Season and Post-Season All-Star honors.
- Assigned to Triple-A El Paso on 7/30 where he stayed for the remainder of the season, posting a 2-2 record with a 4.67 ERA (9 ER, 17.1 IP).
- Made five relief appearances during the Chihuahua's Pacific Coast League championship run, posting a 3.52 ERA (3 ER, 7.2 IP).

2015: Made 38 relief appearances for Single-A Lake Elsinore, posting a 3-2 record with six saves and a 3.57 ERA (18 ER, 45.1 IP) while striking out 52 batters and walking 10.

- Over his final 23 appearances of the season, posted a 3-2 record with a 1.80 ERA (6 ER, 30.0 IP) and 32 strikeouts against four walks while converting four of his five save opportunities.

2014: Made his professional debut with the Padres Rookie-Level affiliate in Arizona, making two scoreless relief appearances before making 19 relief appearances for Single-A Fort Wayne, posting a 3-1 record with a 1.71 ERA (5 ER, 26.1 IP).

PERSONAL

Jason Gene Jester...earned Second Team All-State honors at Hallsville High School (TX), helping lead the school to postseason appearances in 2008-09...also garnered First Team All-East Texas and First Team All-District accolades while compiling a 10-2 record as a senior...played two seasons at Tyler Junior College before transferring to Texas A&M...set the Aggies' single season saves record with 14 in 2013 as a redshirt junior, finishing the season with a 2.47 ERA...signed by Padres' scout Jeff Curtis.

JASON JESTER'S CAREER PITCHING RECORD

YR	CLUB	W-L	ERA	G	GS	CG	SHO	SV	IP	H	R	ER	HR	HB	BB	SO	WP	BK	AVG
2014	Fort Wayne (A)	3-1	1.71	19	0	0	0	0	26.1	21	9	5	0	1	8	27	2	0	.208
	AZL Padres (R)	0-0	0.00	2	0	0	0	0	2.2	2	0	0	0	0	0	7	0	0	.200
2015	Lake Elsinore (A)	3-2	3.57	38	0	0	0	6	45.1	51	19	18	1	2	10	52	3	0	.285
2016	El Paso (AAA)	2-2	4.67	13	0	0	0	0	17.1	21	14	9	2	1	6	14	2	0	.292
	San Antonio (AA)	2-1	2.54	34	0	0	0	14	39.0	39	17	11	2	0	7	53	2	1	.253
Minor League Totals		10-6	2.96	106	0	0	0	20	130.2	134	59	43	5	4	31	153	9	1	.260

*Led league +Tied for league lead @Rehab assignment

CAREER TRANSACTIONS

2014.....Signed by the San Diego Padres as a 23rd-round selection in the 2014 First-Year Player Draft, June 13

**ERIK JOHNSON****RIGHT-HANDED PITCHER****50****BATS/THROWS:** R/R
OPENING DAY AGE: 27**HEIGHT/WEIGHT:** 6-3/236
SERVICE TIME: 1.039**BORN:** December 30, 1989 in Mountain View, CA**RESIDENCE:** Los Altos, CA**ACQUIRED:** From CWS along with INF Fernando Tatis Jr. in exchange for RHP James Shields and cash considerations: June 4, 2016**CONTRACT STATUS:** Signed through 2017**NON-ROSTER INVITEE****CAREER**

2016: Acquired along with INF Fernando Tatis Jr. from the Chicago White Sox in exchange for RHP James Shields and cash on 6/4 and optioned to Triple-A El Paso that same day...recalled from El Paso to San Diego on 6/11.

- Tagged with the loss and allowed four earned runs or more in all four of his starts for the Padres, pitching to a 9.15 ERA (20 ER, 19.2 IP) and a .372 (32-for-86) opponents batting average.
- Placed on the 15-day DL with a right elbow sprain on 7/1...transferred to the 60-day DL on 8/14 and missed the remainder of the season.
- Made two starts for the White Sox in 2016 and went 0-2 with a 6.94 ERA (5 ER, 11.2 IP).
- Made eight starts for Triple-A Charlotte of the White Sox earlier this season and went 2-1 with a 2.94 ERA (16 ER, 49.0 IP) while limiting the opposition to a .239 batting average.

QUICK HIT

- Originally signed by the Chicago White Sox as a second-round selection in the 2011 Draft out of the University of California, Berkeley.
- First MLB Win: September 16, 2013 at DET

2015: Spent the majority of the season with Triple-A Charlotte, going 11-8 with a 2.37 ERA (35 ER, 132.2 IP) and a career-high 136 strikeouts against 41 walks, while also making six starts for the Major League club.

- Began the season with Triple-A Charlotte and appeared in 23 games, 22 starts, for the Knights before being recalled by the White Sox in September.
- Earned International League Pitcher of the Year honors as well as Triple-A All-Star honors by *Baseball America* and Mid-Season and Post-Season All-Star honors for the International League.
- Led the International League in ERA (2.37), strikeouts (136), WHIP (1.12), strikeouts per 9.0 IP (9.23) and fewest baserunners per 9.0 IP (10.34)...ranked second in opponents average (.224) and tied for third in wins (11).
- After being recalled by the White Sox on 9/1, made six starts down the stretch for Chicago, posting a 3.34 ERA (13 ER, 35.0 IP) over that span with the White Sox going 4-2 in his starts.
- While with Chicago in his six starts for the White Sox, opponents went 0-for-23 with runners in scoring position.

2014: Made the White Sox Opening Day starting rotation, posting a 6.46 ERA (17 ER, 23.2 IP) over five starts in April before being optioned to Triple-A Charlotte where he played the remainder of the season.

- With Charlotte, made 20 starts total, going 5-7 with a 6.73 ERA (79 ER, 105.2 IP).
- Placed on the disabled list on 8/16 with right shoulder inflammation and missed the remainder of the season.
- Entered the season ranked by *Baseball America* as the No. 2 prospect in the White Sox organization.

2013: Split the majority of the season between Double-A Birmingham and Triple-A Charlotte, going a combined 12-3 with a 1.96 ERA (31 ER, 142.0 IP) with 131 strikeouts against 40 walks over 24 total minor league starts before receiving his first career Major League call-up in September.

- Had his contract selected on 9/3 by the White Sox and made his Major League debut the next day with a start at Yankee Stadium, being tagged with the loss after working 6.0 innings and allowing five runs, three earned, on seven hits and three walks in the White Sox 6-5 loss.
- Marcus Semien made his Major League debut in that game as well on 9/4 at New York-AL, marking the first White Sox teammates to make their debuts in the same starting lineup since 8/20/90 at Milwaukee (Frank Thomas and Alex Fernandez)...in addition, Semien and Johnson were both selected in the 2011 Draft out of the University of California Berkeley where they were teammates for the Cal Bears...the two were managed in that game with the White Sox by Robin Ventura, who was one of the announcers for ESPN when Johnson and Semien represented Cal while playing Virginia in the 2011 College World Series.
- After being tagged with the loss in his second start, rolled off three straight wins in his final three starts of the season.
- White Sox went 3-2 in his five starts...posted three quality starts.
- Recorded his first career win on 9/16 vs. Minnesota.
- Named to *Baseball America*'s Minor League All-Star Team and Southern League Mid-Season All-Star Team.
- His 1.96 ERA in the minors ranked fifth among all full-season minor leaguers...also ranked among White Sox organizational leaders in ERA (1st), strikeouts (3rd) and wins (T3rd).
- Tossed a 5.0 inning, rain-shortened no-hitter on 6/11 vs. Jacksonville.
- Promoted to Charlotte on 6/23...had one stint on the disabled list with Charlotte from 7/4-28 with a strained right groin.
- Entered the season ranked by *Baseball America* as the No. 4 prospect in the White Sox organization.

2012: Split the season between Single-A Kannapolis and Single-A Winston-Salem, going a combined 6-5 with a 2.53 ERA (26 ER, 92.1 IP), 87 strikeouts against 29 walks and a .232 opponents average over 17 total starts in his second professional season.

- Began the year with Kannapolis before being promoted to Winston-Salem on 7/21.

2011: Made his professional debut with Rookie-Level Great Falls after signing as a second-round selection from the First-Year Player Draft.

- Appeared in just two games, working 2.0 innings total for Great Falls.

PERSONAL

Erik Craig Johnson...is a 2008 graduate of Los Altos High School (CA) where he was a three-time all-state selection...played in the Northwoods League in 2009 and was named the sixth-best prospect by Baseball America...attended the University of California, Berkeley, where he went 7-4 with a 2.83 ERA and 102 strikeouts in 18 starts as a junior, including a trip to the 2011 College World Series...earned honorable mention All Pac-10 honors in 2010 at Cal...originally signed by White Sox scout Adam Virchis.

ERIK JOHNSON'S CAREER PITCHING RECORD

YR	CLUB	W-L	ERA	G	GS	CG	SHO	SV	IP	H	R	ER	HR	HB	BB	SO	WP	BK	AVG
2011	Great Falls (R)	0-0	4.50	2	0	0	0	0	2.0	4	1	1	0	1	1	2	0	0	.444
2012	Kannapolis (A)	2-2	2.30	9	9	0	0	0	43.0	39	15	11	3	2	19	39	1	0	.235
	Winston-Salem (A)	4-3	2.74	8	8	0	0	0	49.1	43	19	15	0	1	10	48	2	0	.230
2013	Birmingham (AA)	8-2	2.23	14	14	3	1	0	84.2	57	22	21	6	2	21	74	1	0	.189
	Charlotte (AAA)	4-1	1.57	10	10	0	0	0	57.1	43	13	10	1	3	19	57	0	0	.209
	CHICAGO-AL	3-2	3.25	5	5	0	0	0	27.2	32	16	10	5	1	11	18	2	0	.281
2014	CHICAGO-AL	1-1	6.46	5	5	0	0	0	23.2	27	18	17	1	2	15	18	3	0	.297
	Charlotte (AAA)	5-7	6.73	20	20	1	0	0	105.2	136	82	79	11	5	54	63	4	0	.319
2015	Charlotte (AAA)	11-8	2.37	23	22	0	0	0	132.2	108	40	35	5	2	41	136	8	0	.224
	CHICAGO-AL	3-1	3.34	6	6	0	0	0	35.0	32	14	13	8	1	17	30	3	0	.248
2016	Charlotte (AAA)	2-1	2.94	8	8	1	0	0	49.0	44	18	18	7	0	17	35	5	0	.239
	CHICAGO-AL	0-2	6.94	2	2	0	0	0	11.2	14	9	9	5	0	6	11	0	0	.304
	SAN DIEGO	0-4	9.15	4	4	0	0	0	19.2	32	20	20	9	0	5	10	2	0	.372
Major League Totals		7-10	5.28	22	22	0	0	0	117.2	137	77	69	28	4	54	87	10	4	.294
Minor League Totals		34-23	3.26	86	83	4	1	0	474.2	430	192	172	26	16	165	419	16	0	.242

*Led league +Tied for league lead @Rehab assignment

2016 AND CAREER BATTING RECORD

YR	CLUB	AVG	G	AB	R	H	2B	3B	HR	RBI	SH	SF	HP	BB	SO	SB	CS	OBP	SLG
2016	SAN DIEGO	.000	4	4	0	0	0	0	0	0	0	0	0	0	0	0	0	.000	.000
Major League Totals		.000	9	7	0	0	0	0	0	0	0	0	0	0	3	0	0	.000	.000

CAREER FIELDING

POSITION	PCT.	G	PO	A	E	TC	DP
Pitcher	.947	22	10	8	1	19	1

SINGLE-GAME HIGHS

INNINGS PITCHED.....6.2 IP, three times, last May 23, 2016 vs. Cleveland
 LOW-HIT COMPLETE GAME.....None
 STRIKEOUTS.....Nine, twice, last April 15, 2014 vs. Boston
 MOST HITS ALLOWED.....10, April 4, 2014 at Kansas City
 MOST RUNS ALLOWED.....Seven, April 4, 2014 at Kansas City
 MOST WALKS ALLOWED.....Five, twice, last September 11, 2015 vs. Minnesota
 MOST HOME RUNS ALLOWED.....Three, three times, last June 16, 2016 vs. Washington
 CAREER WINNING STREAK.....Four games, April 20, 2014 - September 21, 2015
 CAREER 10-STRIKEOUT GAMES.....None
 CAREER HOME RUNS HIT.....None

CAREER TRANSACTIONS

2011.....Signed by the Chicago White Sox as a second-round selection in the 2011 First-Year Player Draft, July 6.
 2016.....Acquired by the San Diego Padres along with INF Fernando Tatis Jr. from the White Sox in exchange for RHP James Shields and cash considerations, June 4.
Signed by the San Diego Padres as a minor league free agent, December 11

**MICHAEL KELLY****RIGHT-HANDED PITCHER****86****BATS/THROWS:** R/R**OPENING DAY AGE:** 24**BORN:** September 6, 1992 in Boynton Beach, FL**RESIDENCE:** Delray Beach, FL**ACQUIRED:** Signed as a supplemental-round (48th overall) selection in the 2011 First-Year Player Draft: August 15, 2011**CONTRACT STATUS:** Signed through 2017**HEIGHT/WEIGHT:** 6-4/185**SERVICE TIME:** 0.000**NON-ROSTER INVITEE****CAREER**

2016: Split the 2016 season between Triple-A El Paso, Double-A San Antonio and Single-A Lake Elsinore, pitching to a combined 9-8 record with a 4.34 ERA (62 ER, 128.2 IP) and 115 strikeouts against 52 walks over 25 games, all starts.

- Began the season with Single-A Lake Elsinore, making six starts and going 1-3 with a 5.83 ERA (19 ER, 29.1 IP) while striking out 25 batters and walking 12.
- Assigned to Double-A San Antonio on 5/13 and made nine starts, going 2-2 with a 2.90 ERA (16 ER, 29.2 IP) while striking out 49 batters and walking 17.
- Made seven starts for San Antonio and posted a 2-1 record with a 2.55 ERA (12 ER, 42.1 IP) and 39 strikeouts against 13 walks before being assigned to Triple-A El Paso on 6/18.
- In six starts for El Paso from 6/19 - 7/10, went 5-0 with a 3.23 ERA (11 ER, 30.2 IP) and 28 strikeouts against 12 walks.

QUICK HIT

- Played in the Aflac All-American Baseball Classic at Petco Park in 2010

2015: Appeared in 19 games, 18 starts, between Single-A Fort Wayne and Single-A Lake Elsinore, pitching to a combined 5-9 record with a 5.68 ERA (61 ER, 96.2 IP) and 57 strikeouts against 31 walks.

- Went 4-1 with a 3.50 ERA (14 ER, 36.0 IP) over his first seven starts of the season with Fort Wayne, despite allowing 12 earned runs in two of those outings and surrendering zero earned runs in four of those starts.
- Over the remainder of the season between Fort Wayne and Lake Elsinore, went a combined 1-8 with a 6.97 ERA (47 ER, 60.2 IP).

2014: Made 15 appearances, 14 starts, for Single-A Eugene, posting a 7-5 record with a 4.05 ERA (33 ER, 73.1 IP) and 71 strikeouts against 25 walks.

- Allowed one earned run or less in seven of his 14 starts, allowing zero earned runs in five of those outings

2013: Split the season between Single-A Fort Wayne and Single-A Eugene, working exclusively out of the bullpen and posting a combined 3-2 record with a 5.75 ERA (36 ER, 56.1 IP) in 33 relief appearances.

- Over his first seven appearances in May, went 1-0 with a 2.25 ERA (2 ER, 8.0 IP)...posted a 6.33 ERA (34 ER, 48.1 IP) over his next 26 outings.

2012: Made his professional debut for Single-A Fort Wayne, going 0-2 with a 7.53 ERA (12 ER, 14.1 IP) in seven relief appearances.

- Also appeared in 13 games and made six starts for the Padres Rookie-Level affiliate in Arizona, going 0-5 with a 7.11 ERA (35 ER, 44.1 IP).

PERSONAL

Michael Joseph Kelly...signed by Padres' scout Willie Bosque...drafted out of West Boca Raton HS (Fla.)

MICHAEL KELLY'S CAREER PITCHING RECORD

YR	CLUB	W-L	ERA	G	GS	CG	SHO	SV	IP	H	R	ER	HR	HB	BB	SO	WP	BK	AVG
2012	Fort Wayne (A)	0-2	7.53	7	0	0	0	0	14.1	18	14	12	0	1	18	14	5	0	.316
	AZL Padres (R)	0-5	7.11	13	6	0	0	0	44.1	54	48	35	2	7	25	37	12	1	.302
2013	Fort Wayne (A)	2-1	5.00	15	0	0	0	0	18.0	17	10	10	1	2	12	16	4	0	.262
	Eugene (A)	1-1	6.10	18	0	0	0	0	38.1	36	37	26	2	6	35	33	13	0	.257
2014	Eugene (A)	7-5	4.05	15	14	0	0	0	73.1	59	36	33	5	4	25	71	6	1	.224
2015	Lake Elsinore (A)	0-6	8.40	6	5	0	0	0	30.0	45	33	28	5	4	9	22	6	0	.349
	Fort Wayne (A)	5-3	4.46	13	13	0	0	0	66.2	68	39	33	5	0	22	35	1	1	.271
2016	El Paso (AAA)	6-3	4.89	10	10	0	0	0	49.2	50	29	27	4	3	23	41	0	0	.273
	San Antonio (AA)	2-2	2.90	9	9	0	0	0	49.2	42	17	16	3	0	17	49	5	0	.237
	Lake Elsinore (A)	1-3	5.83	6	6	0	0	0	29.1	33	23	19	2	3	12	25	0	0	.275
Minor League Totals		24-31	5.20	112	63	0	0	0	413.2	422	286	239	29	30	198	343	52	3	.270

*Led league +Tied for league lead @Rehab assignment

CAREER TRANSACTIONS

2011Signed by the San Diego Padres as a supplemental-round (48th overall) selection in the 2011 First-Year Player draft, August 15



DINELSON LAMET

87

RIGHT-HANDED PITCHER

BATS/THROWS: R/R
OPENING DAY AGE: 24
BORN: July 18, 1992 in Santiago, Dominican Republic
RESIDENCE: Santiago, Dominican Republic
ACQUIRED: Signed as an international free agent: June 10, 2014
CONTRACT STATUS: Signed through 2017

HEIGHT/WEIGHT: 6-4/187
SERVICE TIME: 0.000

LAMET

NON-ROSTER INVITEE

CAREER

2016: Split the 2016 season between Triple-A El Paso, Double-A San Antonio and Single-A Lake Elsinore, pitching to a combined 12-10 record with a 3.00 ERA (50 ER, 150.0 IP), 158 strikeouts against 61 walks while limiting opposing hitters to a .229 average (125-for-551) in 28 games, all starts.

- Began the season with Single-A Lake Elsinore and earned California League Mid-Season All-Star honors...posted a 7-1 record with a 2.35 ERA (17 ER, 65.0 IP), 54 strikeouts against 26 walks in 12 starts for the Storm.
- Assigned to Double-A San Antonio on 6/6 and made 14 starts, posting a 5-7 record with a 3.39 ERA (28 ER, 74.1 IP) with 91 strikeouts against 31 walks.
- Earned Texas League pitcher of the Week honors for 8/8 - 14...went 2-0 with a 0.00 ERA, striking out 16 batters while walking just one over 12.0 innings in a pair of 4-0 victories for the Missions.
- Assigned to Triple-A El Paso on 8/24 and made two starts, going 0-2 with a 4.22 ERA (5 ER, 10.2 IP).
- Tossed 5.2 innings of relief in the postseason during the Chihuahua's Pacific Coast League title run, including 1.2 scoreless innings in the Triple-A Championship against Triple-A Scranton/Wilkes-Barre of the New York Yankees.
- Named an MLB.com Organization All-Star for the Padres for his 2016 efforts.

2015: Appeared in 26 games, 24 starts, for Single-A Fort Wayne, going 5-8 with a 2.99 ERA (35 ER, 105.1 IP) with 120 strikeouts against 44 walks while limiting opposing hitters to a .214 (82-for-384) average.

2014: Made his professional debut with the Dominican Summer League Padres, making two relief appearances of 2.0 innings, allowing one unearned run and striking out eight while walking none.

PERSONAL

Signed by Padres' scouts Randy Smith, Felix Feliz, Emenegildo Diaz and Jose Salado.

DINELSON LAMET'S CAREER PITCHING RECORD

YR	CLUB	W-L	ERA	G	GS	CG	SHO	SV	IP	H	R	ER	HR	HB	BB	SO	WP	BK	AVG
2014	DSL Padres (R)	0-0	0.00	2	0	0	0	0	4.0	2	1	0	0	0	0	8	0	0	.143
2015	Fort Wayne (A)	5-8	2.99	26	24	0	0	0	105.1	82	42	35	9	9	44	120	9	6	.214
2016	El Paso (AAA)	0-2	4.22	2	2	0	0	0	10.2	13	7	5	2	0	4	13	0	0	.302
	San Antonio (AA)	5-7	3.39	14	14	0	0	0	74.1	57	32	28	2	2	31	91	8	1	.207
	Lake Elsinore (A)	7-1	2.35	12	12	0	0	0	65.0	56	17	17	4	4	26	54	9	1	.241
Minor League Totals		17-18	2.95	56	52	0	0	0	259.1	210	99	85	17	15	105	286	26	8	.221

*Led league +Tied for league lead @Rehab assignment

CAREER TRANSACTIONS

2014.....Signed by the San Diego Padres as an international free agent, June 10



ZACH LEE

RIGHT-HANDED PITCHER

57

BATS/THROWS: R/R
OPENING DAY AGE: 25

BORN: September 13, 1991 in Plano, TX

RESIDENCE: McKinney, TX

ACQUIRED: Off waivers from the Seattle Mariners, December 13, 2016

CONTRACT STATUS: Signed through 2017

HEIGHT/WEIGHT: 6-4/225
SERVICE TIME: 1.039

CAREER

2016: Split the season between Triple-A Oklahoma City of the Los Angeles Dodgers and Triple-A Tacoma of the Seattle Mariners, pitching to a combined 7-14 record with a 6.14 ERA (101 ER, 148.0 IP) and 107 strikeouts against 39 walks in 27 starts.

- Over his first six starts with Triple-A Oklahoma City, went 5-1 with a 4.09 ERA (15 ER, 33.0 IP) and 27 strikeouts against five walks, with 10 of those 15 earned runs coming in one outing on 4/28 at Omaha...allowed two earned runs or less in the five wins.
- Acquired by SEA from LAD in exchange for INF Chris Taylor on 6/16.
- Went 0-9 with a 7.39 ERA (61 ER, 74.1 IP) with 50 strikeouts against 24 walks in 14 starts for Triple-A Tacoma.
- Claimed off waivers by SD from SEA on 12/13.

QUICK HIT

- Originally signed by the Los Angeles Dodgers as a first-round (28th overall) selection in the 2010 First-Year Player Draft.

- MLB Debut: July 25, 2015 at New York (NL)

2015: Spent the majority of the season with Triple-A Oklahoma City while making his Major League debut with the Dodgers in July.

- Selected as the Dodgers' 2015 Branch Rickey Minor League Pitcher of the Year for the second time (also, 2013) after ranking among Pacific Coast League leaders (min. 100 IP) in WHIP (1.11, 1st), ERA (2.70, 2nd), strikeout-to-walk ratio (4.26, 3rd), home runs per nine innings (0.40, 3rd) and wins (11, T-3rd).
- Saw his first big league action in two stints with LAD, making his first Major League start at NYM on 7/25...took the loss in LAD's 15-2 defeat, allowing seven runs on 11 hits in 4.2 innings while striking out three.
- Went 11-6 with a 2.70 ERA (34 ER, 113.1 IP) and a 1.11 WHIP in 19 starts for Triple-A Oklahoma City, posting a 4.26 strikeout-to-walk ratio, striking out 81 batters against 19 walks in 113.1 innings pitched.
- Posted an ERA under 3.00 in each of the season's first two months with a 1.80 ERA (5 ER, 23.0 IP) in four April starts and 2.84 ERA (10 ER, 31.2 IP) in six May starts.
- Held opposing hitters to a .257 average in the minors, while limiting the opposition to a .210 average with runners in scoring position throughout the season.
- Did not pitch during the month of June after developing some irritation in his right middle finger due to poor circulation...made two rehab starts for the Rookie-Level AZL Dodgers and Single-A Rancho Cucamonga before returning to Oklahoma City on 7/11.

2014: Saw his first action at the Triple-A level, spending the entire season with Triple-A Albuquerque, going 7-13 with a 5.38 ERA in 28 games, 27 starts.

- Led the Isotopes' staff with 150.2 innings pitched and 27 starts, both of which were professional career highs.
- Was a non-roster invitee to Dodgers Spring Training and traveled with the club to Australia, where he started the club's exhibition game against Team Australia and struck out six in 4.0 innings of one-run ball in a no-decision.

2013: Spent the entire season with Double-A Chattanooga, pitching to a combined 10-10 record with a 3.22 ERA (51 ER, 142.2 IP) and a career-high 131 strikeouts against 35 walks in 28 games, 25 starts

- Selected as the Dodgers' 2013 Branch Rickey Minor League Pitcher of the Year and led the Lookouts in wins, strikeouts and innings pitched.
- Also ranked among Southern League leaders in strikeouts (3rd), WHIP (1.17, T-3rd), innings pitched (9th) and wins (T-9th).
- Earned Southern League Pitcher of the Week honors for 5/17 - 6/2.
- Entered the season rated by *Baseball America* as the Dodgers' No. 5 prospect and having the organization's best changeup.

2012: Split the season between Single-A Rancho Cucamonga and Double-A San Antonio, pitching to a combined 6-6 record with a 4.39 ERA (59 ER, 121.0 IP) and 103 strikeouts against 32 walks in 25 starts.

- Combined to limit right-handed hitters to a .242 (69-for-285) batting average.
- Earned Southern League Pitcher of the Week honors for 8/27 - 9/3.
- Entered the season rated by *Baseball America* as the Dodgers' No. 1 prospect and the No. 62 overall prospect.

2011: Made his professional debut for Single-A Great Lakes, going 9-6 with a 3.47 ERA (42 ER, 109.0 IP) and 91 strikeouts against 32 walks.

- Ranked second among Great Lakes' pitchers in wins and third in strikeouts.
- Rated as *Baseball America's* No. 39 prospect on its midseason Top 50 list...entered the season rated as the Dodgers' No. 2 prospect by *Baseball America*.

PERSONAL

Zachary Stephen Lee...had committed to playing baseball and football at Louisiana State University and enrolled in summer school prior to signing with the Dodgers as a first-round (28th overall) selection in the 2010 First-Year Player Draft...as a senior at McKinney (TX) High School, won 11 games with a 2.15 ERA and 90 strikeouts...ranked by *Baseball America* as the 14th-best right-handed pitcher and the 29th-best overall prospect entering the draft...was a highly rated quarterback in high school, passing for 2,565 yards and 31 touchdowns as a senior to earn a Texas All-State Class 4A Honorable Mention selection...passed for 2,935 yards and 33 touchdowns and was named District 9-4A Offensive Player of the Year as a junior in 2008...signed by Dodgers' scout Calvin Jones.

ZACH LEE'S CAREER PITCHING RECORD

YR	CLUB	W-L	ERA	G	GS	CG	SHO	SV	IP	H	R	ER	HR	HB	BB	SO	WP	BK	AVG
2011	Great Lakes (A)	9-6	3.47	24	24	0	0	0	109.0	101	51	42	9	7	32	91	8	0	.242
2012	Rancho Cucamonga (A)	2-3	4.55	12	12	0	0	0	55.1	60	31	28	9	1	10	52	0	0	.270
	Chattanooga (AA)	4-3	4.25	13	13	0	0	0	65.2	69	37	31	6	1	22	51	0	0	.272
2013	Chattanooga (AA)	10-10	3.22	28	25	1	1	0	142.2	132	57	51	13	4	35	131	5	0	.247
2014	Albuquerque (AAA)	7-13	5.39	28	27	0	0	0	150.2	177	105	90	18	6	54	97	5	0	.297
2015	AZL Dodgers	1-0	0.00	1	1	0	0	0	5.0	0	0	0	0	0	0	2	0	0	.000
	Rancho Cucamonga (A)	1-0	3.60	1	1	0	0	0	5.0	4	2	2	0	0	1	2	0	0	.211
	Oklahoma City (AAA)	11-6	2.70	19	19	1	0	0	113.1	107	40	34	5	4	19	81	2	0	.257
	LOS ANGELES (NL)	0-1	13.50	1	1	0	0	0	4.2	11	7	7	1	0	1	3	0	0	.478
2016	Oklahoma City (AAA)	7-5	4.89	13	13	0	0	0	73.2	95	47	40	11	0	15	57	3	1	.315
	Tacoma (AAA)	0-9	7.39	14	14	0	0	0	74.1	98	64	61	11	4	24	50	6	0	.313
Major League Totals		0-1	13.50	1	1	0	0	0	4.2	11	7	7	1	0	1	3	0	0	.478
Minor League Totals		52-55	4.29	153	149	2	1	0	794.1	843	434	379	82	27	212	614	29	1	.273

*Led league +Tied for league lead @Rehab assignment

CAREER BATTING RECORD

YR	CLUB	AVG	G	AB	R	H	2B	3B	HR	RBI	SH	SF	HP	BB	SO	SB	CS	OBP	SLG
Major League Totals		.000	1	2	0	0	0	0	0	0	0	0	0	0	0	0	0	.000	.000

CAREER FIELDING

POSITION	PCT.	G	PO	A	E	TC	DP
Pitcher	---	1	0	0	0	0	0

SINGLE-GAME HIGHS

INNINGS PITCHED.....4.2 IP, July 25, 2015 at New York (NL)
LOW-HIT COMPLETE GAME.....None
STRIKEOUTS.....3, July 25, 2015 at New York (NL)
MOST HITS ALLOWED11, July 25, 2015 at New York (NL)
MOST RUNS ALLOWEDSeven, July 25, 2015 at New York (NL)
MOST WALKS ALLOWED1, July 25, 2015 at New York (NL)
MOST HOME RUNS ALLOWED.....1, July 25, 2015 at New York (NL)
CAREER WINNING STREAKNone
CAREER 10-STRIKEOUT GAMES.....None
CAREER HOME RUNS HIT.....None

CAREER TRANSACTIONS

2010.....Signed by the Los Angeles Dodgers as a first-round (28th overall) selection in the First-Year Player Draft, August 16.
2016.....Acquired by the Seattle Mariners from the Los Angeles Dodgers in exchange for INF Chris Taylor, June 16
.....Claimed off waivers by the San Diego Padres from the Seattle Mariners, December 13.



WALKER LOCKETT

RIGHT-HANDED PITCHER

62

BATS/THROWS: R/R
OPENING DAY AGE: 22
BORN: May 3, 1994 in Jacksonville, FL
RESIDENCE: Jacksonville, FL
ACQUIRED: Signed as a fourth-round selection in the 2012 First-Year Player Draft: July 3, 2012
CONTRACT STATUS: Signed through 2017

HEIGHT/WEIGHT: 6-5/225
SERVICE TIME: 0.000

CAREER

2016: Pitched to a combined 10-9 record and a 2.96 ERA (54 ER, 164.0 IP) with 123 strikeouts against 24 walks in 28 appearances, 25 starts, between all four levels of the Padres minor league system in 2016.

- Went 0-2 with a 4.28 ERA (13 ER, 27.1 IP) through his first five starts in April for Single-A Fort Wayne... over his remaining 23 appearances, 20 starts, with Fort Wayne, Single-A Lake Elsinore, Double-A San Antonio and Triple-A El Paso from May - September, he went 10-7 with a 2.70 ERA (41 ER, 136.2 IP) with 103 strikeouts against 18 walks.
- Made three total relief appearances, going 2-0 with a 0.64 ERA (1 ER, 14.0 IP) with 14 strikeouts against three walks and limiting opposing hitters to a .184 (9-for-49) average.
- Made three postseason starts for El Paso during the Chihuahuas' Pacific Coast League title run, pitching to a combined 1-1 record with a 4.86 ERA (9 ER, 16.2 IP) with nine strikeouts against just one walk.
- Earned the win in the Chihuahua's first victory of the PCL playoffs on 9/8 vs Tacoma, tossing 6.1 innings of one-run ball, striking out four and walking none in El Paso's 7-1 victory.
- Started the Triple-A Championship game against the Scranton/Wilkes-Barre RailRiders of the New York Yankees on 9/20...tagged with the loss, allowing three runs on seven hits and two strikeouts while walking none over 5.0 innings in El Paso's 3-1 defeat.

2015: Split the season between Single-A Fort Wayne, Short-Season Tri-City and the Rookie-Level AZL Padres, pitching to a combined 4-4 record with a 4.14 ERA (40 ER, 87.0 IP) with 70 strikeouts against 20 walks

- Earned Northwest League Post-Season All-Star honors for Tri-City... went 3-0 in 11 starts with a 2.83 ERA (18 ER, 57.1 IP) with 47 strikeouts against 10 walks.
- Allowed three earned runs twice for Tri-City...surrendered two earned runs four times and one earned run or less in all five of his other starts.

2014: Split the season between Short-A Eugene and Single-A Fort Wayne, pitching to a combined 0-2 record with a 11.70 ERA (13 ER, 10.0 IP) in five appearances, three starts.

2013: Made three relief appearances for the Rookie-Level AZL Padres, going 0-0 with a 11.57 ERA (3 ER, 2.1 IP).

2012: Made his professional debut for the Rookie-Level AZL Padres, going 0-1 with a 4.34 ERA (9 ER, 18.2 IP) in 10 appearances, three starts.

PERSONAL

Andrew Walker Lockett...signed by Padres' scout Chris Kelly

WALKER LOCKETT'S CAREER PITCHING RECORD

YR	CLUB	W-L	ERA	G	GS	CG	SHO	SV	IP	H	R	ER	HR	HB	BB	SO	WP	BK	AVG
2012	AZL Padres (R)	0-1	4.34	10	3	0	0	0	18.2	25	11	9	2	0	4	13	5	0	.329
2013	AZL Padres (R)	0-0	11.57	3	0	0	0	0	2.1	5	3	3	0	0	2	2	1	0	.455
2014	Fort Wayne (A)	0-0	0.00	1	1	0	0	0	5.0	3	3	0	0	0	1	1	0	0	.150
	Eugene (A)	0-2	21.94	4	2	0	0	0	5.1	13	15	13	0	2	12	1	1	0	.481
2015	Fort Wayne (A)	0-3	7.98	4	4	0	0	0	14.2	20	15	13	2	0	4	10	4	0	.308
	Tri-City (A)	3-0	2.83	11	11	0	0	0	57.1	50	28	18	3	3	10	47	8	0	.230
2015	AZL Padres	1-1	5.40	3	2	0	0	0	15.0	19	10	9	2	0	6	13	3	1	.317
2016	El Paso (AAA)	1-2	4.50	3	3	0	0	0	18.0	23	10	9	2	2	2	12	1	0	.319
	San Antonio (AA)	4-1	2.08	6	4	0	0	0	34.2	27	8	8	2	2	2	26	0	0	.216
	Lake Elsinore (A)	4-3	2.98	11	10	0	0	0	66.1	57	28	22	3	4	12	56	5	0	.225
	Fort Wayne (A)	1-3	3.00	8	8	0	0	0	45.0	43	20	15	0	1	8	29	2	1	.244
Minor League Totals		14-16	3.79	64	48	0	0	0	282.1	285	151	119	16	14	63	210	30	2	.259

*Led league +Tied for league lead @Rehab assignment

CAREER TRANSACTIONS

2012.....Signed by the San Diego Padres as a fourth-round selection in the 2012 First-Year Player Draft, July 3.



MANUEL MARGOT

OUTFIELDER

BATS/THROWS: R/R

OPENING DAY AGE: 22

BORN: September 28, 1994 in San Cristobal, Dominican Republic

RESIDENCE: San Cristobal, Dominican Republic

ACQUIRED: From BOS along with INF Javier Guerra, INF Carlos Asuaje and LHP Logan Allen in exchange for RHP Craig Kimbrel: November 13, 2015

CONTRACT STATUS: Signed through 2017

HEIGHT/WEIGHT: 5-11/174

SERVICE TIME: 0.012

CAREER

2016: Margot (pronounced: MAHR-goh) spent the majority of the season with Triple-A El Paso and was named MVP of the Pacific Coast League playoffs during the Chihuahua's championship title run before making his Major League debut for San Diego.

- Recalled from Triple-A El Paso on 9/21 vs. ARI and made his Major League debut as a pinch runner in the bottom of the eighth inning that same night...made his first Major League start the next day on 9/22 vs. SF and made eight starts total, with seven in center field and one in right field.
- Recorded his first Major League hit on 9/24 vs. SF with an RBI single in the seventh inning.
- Recorded his first multi-hit game with a career-high three hits as well as his first Major League stolen base on 9/25 vs. SF.
- Hit .304 (157-for-517) in 124 games for El Paso this season and led all Triple-A players in triples (12) and ranked tied for first with teammate Carlos Asuaje in runs scored (98) while hitting 21 doubles, six home runs and 55 RBI to go along with 30 stolen bases.
- Named MVP of the PCL playoffs...overall in the postseason for El Paso he hit .350 (14-for-40) with three doubles, three triples, a home run, two steals, eight runs scored with four RBI.
- Named to the PCL post-season All-Star team.
- Started in center field for World Team the second consecutive year in Major League Baseball's 2016 All-Star Futures Game at Petco Park, batting leadoff and going 1-for-4 with an RBI and two runs scored

QUICK HIT

- First MLB Hit:** September 24, 2016 vs. San Francisco, single off Derek Law

2015: Split the season between Single-A Salem and Double-A Portland, hitting a combined .276 (121-for-439) with 27 doubles, nine triples, six home runs, 50 RBI, 73 runs scored and 39 stolen bases in 110 games played.

- Began the season with Salem, hitting .282 (51-for-181) in 46 games before earning a promotion to Portland on 6/22.
- Had one stint on the seven-day disabled list from 5/10-30.
- Selected to play in Major League Baseball's 2015 All-Star Futures Game, starting in center field for the World Team.
- On 9/6 hit for the cycle for Portland, going 4-for-5 with five RBI.
- Following the season, played for Este in the Dominican Winter League, hitting .218 (17-for-78) in 25 games.

2014: Hit a combined .293 (123-for-420) with 25 doubles, five triples, 12 home runs, 59 RBI, 65 runs scored and 42 stolen bases in 115 total games played between Single-A Greenville and Single-A Salem.

- Began the season with Greenville, hitting .286 (106-for-370) with 35 extra-base hits, 45 RBI, 61 runs scored and 39 stolen bases in 99 games before earning a promotion to Salem.
- In 16 games for Salem, hit .340 (17-for-50).
- Combined for a .356 on-base percentage and .462 slugging percentage on the season.
- Ranked as the 72nd-best prospect in baseball by *Baseball America*, following the season.
- In three playoff games for Salem, went 1-for-11 (.091) with a double, a walk and a run scored.
- Following the year, played in two games for Este in the Dominican Winter League, but did not bat.
- Named an Organization All-Star for the Red Sox by MiLB.com, following the season.

2013: Spent the entire season with Single-A Lowell, playing in 49 games total and hitting .270 (50-for-185) with 11 extra-base hits, 21 RBI, 29 runs scored and 18 stolen bases.

- Missed time while on the seven-day disabled list from 7/25-8/16.
- Had a streak of 27-straight games reaching base from 6/19-7/18, hitting .292 (28-for-96) over that streak...tied for the longest on-base streak in the New York-Penn League.

2012: Made his professional debut with the Red Sox Dominican Summer League affiliate, hitting .285 (74-for-260) with 21 extra-base hits, 45 RBI and 49 runs scored with 33 stolen bases in 68 games played.

- Ranked third in the Dominican Summer League in stolen bases...named a DSL All-Star after the season.
- In his first professional game, went 3-for-5 with a triple, home run and six RBI on 6/2.



PERSONAL

Manuel Margot...signed with the Red Sox as an international free agent on July 2, 2011...originally signed by Red Sox scouts Manny Nanita and Craig Shipley.

MANUEL MARGOT'S CAREER BATTING RECORD

YR	CLUB	AVG	G	AB	R	H	2B	3B	HR	RBI	SH	SF	HP	BB	SO	SB	CS	OBP	SLG	E
2012	DSL Red Sox (R)	.285	68	260	49	74	10	7	4	45	0	5	8	36	25	33	9	.382	.423	3
2013	Lowell (A)	.270	49	185	29	50	8	2	1	21	5	3	1	22	40	18	8	.346	.351	4
2014	Greenville (A)	.286	99	370	61	106	20	5	10	45	4	0	2	37	49	39	13	.355	.449	2
	Salem (A)	.340	16	50	4	17	5	0	2	14	1	2	1	2	5	3	2	.364	.560	0
2015	Salem (A)	.282	46	181	35	51	6	5	3	17	2	3	1	11	15	20	5	.321	.420	3
	Portland (AA)	.271	64	258	38	70	21	4	3	33	0	2	1	21	36	19	8	.326	.419	2
2016	El Paso (AAA)	.304	124	517	98+	157	21	12*	6	55	5	4	4	36	64	30	11	.351	.426	5
	SAN DIEGO	.243	10	37	4	9	4	1	0	3	0	0	0	0	7	2	0	.243	.405	0
Major League Totals		.243	10	37	4	9	4	1	0	3	0	0	0	0	7	2	0	.243	.405	0
Minor League Totals		.288	467	1823	314	525	91	35	29	230	17	19	18	165	234	162	56	.350	.424	19

*Led league +Tied for league lead @Rehab assignment

CAREER FIELDING

POSITION	PCT.	G	PO	A	E	TC	DP
Outfield	1.000	10	31	0	0	31	0
Center Field	1.000	9	26	0	0	26	0
Right Field	1.000	1	5	0	0	5	0

SINGLE-GAME HIGHS

HITTING STREAK.....Three games, September 28 - 30, 2016
 HITS3, September 25, 2016 vs. San Francisco
 DOUBLES1, four times, last September, 30 2016 at Arizona
 RBI.....1, three times, last September 30, 2016 at Arizona
 RUNS SCORED2, September 28, 2016 vs. Los Angeles (NL)
 WALKSNone
 STRIKEOUTS.....2, September 29, 2016 vs. Los Angeles (NL)
 CAREER WALK-OFF HITS.....None

CAREER TRANSACTIONS

2011.....Signed by the Boston Red Sox as an international free agent, July 2.
 2015.....Acquired by the San Diego Padres along with INF Javier Guerra, INF Carlos Asuaje and LHP Logan Allen from the Boston Red Sox in exchange for RHP Craig Kimbrel, November 13.

@PhilMaton7

88

MATON



PHIL MATON

RIGHT-HANDED PITCHER

BATS/THROWS: R/R

OPENING DAY AGE: 24

BORN: March 25, 1993 in Paducah, KY

RESIDENCE: Chatham, IL

ACQUIRED: Signed as a 20th-round selection in the 2015 First-Year Player Draft

CONTRACT STATUS: Signed through 2017

HEIGHT/WEIGHT: 6-3/220

SERVICE TIME: 0.000

NON-ROSTER INVITEE

CAREER

2016: Split the season between Single-A Fort Wayne, Single-A Lake Elsinore and Triple-A El Paso, pitching to a combined 5-3 record with a 1.74 ERA (10 ER, 52.2 IP) and 78 strikeouts against 11 walks while limiting opponents to a .173 batting average. in 38 relief appearances

- Converted all three of his save opportunities in three of El Paso's six postseason victories during their Pacific Coast League title run...scoreless in all four of his outings, allowing just three hits while striking out five and walking none in his 4.1 innings pitched.
- Missed some time with Fort Wayne while on the seven-day disabled list from 4/9 - 5/10.

2015: Made his professional debut with Single-A Tri-City, pitching to a 4-2 record with a 1.38 ERA (5 ER, 32.2 IP) and 58 strikeouts against five walks while limiting opponents to a .192 batting average in 23 appearances.

- Named to the Northwest League Short-Season All-Star Team by *Baseball America*.
- Following the season, was tabbed as the 26th-best prospect in the Padres farm system by MLB.com.

PERSONAL

Phillip Louis Maton III...son of Phil and Ellen Maton...has three brothers, Marc, Nick and Jake...attended Louisiana Tech University where he led Conference USA and LA Tech with 90 strikeouts on the season in his senior year...ranked second-all time in LA Tech baseball history in strikeouts (324) while ranking in the top 10 in career wins (21) and appearances as a pitcher (67)...named to the Second Team All-Conference by Conference USA in 2015...named First Team All-Western Athletic Conference in 2013 by CollegeSportsMadness.com and the league's 10 coaches...also during the 2013 season, led the WAC in strikeouts while ranking second in ERA...ranked among the top 50 Division I pitchers in the country that same year...attended Glenwood High School (IL) where he led the Titans to a state title and was named 3A Championship Player of that game.

PHIL MATON'S CAREER PITCHING RECORD

YR	CLUB	W-L	ERA	G	GS	CG	SHO	SV	IP	H	R	ER	HR	HB	BB	SO	WP	BK	AVG
2015	Tri-City (A)	4-2	1.38	23	0	0	0	6	32.2	23	6	5	0	0	5	58	1	0	.192
2016	El Paso (AAA)	1-0	1.50	5	0	0	0	1	6.0	1	1	1	1	0	2	12	0	0	.053
	Lake Elsinore (A)	3-2	1.91	25	0	0	0	9	33.0	17	9	7	2	0	8	47	3	0	.149
	Fort Wayne (A)	1-1	1.42	8	0	0	0	1	12.2	14	3	2	0	0	1	19	1	0	.269
Minor League Totals		9-5	1.60	61	0	0	0	17	84.1	55	19	15	3	0	16	136	5	0	.180

*Led league +Tied for league lead @Rehab assignment

CAREER TRANSACTIONS

2015.....Signed as a 20th-round selection in the 2015 First-Year Player Draft.



BRANDON MAURER

RIGHT-HANDED PITCHER

37

BATS/THROWS: R/R

OPENING DAY AGE: 26

BORN: July 3, 1990, Newport Beach, CA

RESIDENCE: Costa Mesa, CA

ACQUIRED: From SEA in exchange for OF Seth Smith: December 30, 2014

CONTRACT STATUS: Signed through 2017

HEIGHT/WEIGHT: 6-5/228

SERVICE TIME: 3.089

CAREER

2016: In his second season with the Padres set career-bests in appearances (71), strikeouts (72) and saves (13) after posting a 0-5 record with a 4.52 ERA (35 ER, 69.2 IP) while limiting the opposition to a .238 (65-for-273) batting average.

- In his final 41 outings after 6/11, he posted a 2.59 ERA (12 ER, 41.2 IP) with 39 strikeouts against six walks and a .219 (34-for-150) opponents average, converting 12 of 14 save opportunities.
- Worked scoreless outings in 51 of his 71 appearances this season.
- Held left-handed hitters to a .213 (29-for-136) batting average compared to a .263 (36-for-137) mark against righties.
- Over 11 appearances in July, posted a 0.73 ERA (1 ER/12.1 IP), a 11-1 strikeout-to-walk ratio and limited the opposition to a .122 (5-for-41) batting average.
- Had a 12.1 scoreless-inning streak from 7/4-8/1.
- Recorded his first career four-out save on 7/22 at Washington.
- Recorded the save in two of the three wins against San Francisco (July 15 and July 17) to open the second half of the season.

QUICK HIT

- **First MLB Win:** April 14, 2013 vs. Texas

2015: In his first season with the Padres set career-bests in wins (seven) and ERA (3.00) and worked exclusively in relief for an the entire season for the first time in his career.

- Began the season with Triple-A El Paso but did not pitch in a game for the Chihuahuas...was recalled by the Padres from Triple-A on 4/10.
- Finished the season with seven wins, tied for the fourth-most by a National League reliever, one shy of ARI Randall Delgado, CIN J.J. Hoover and CHC Jason Motte, who all had eight...was the first Padre reliever with seven wins in a season since Scott Linebrink also had seven wins in 2006.
- Limited left-handed hitters to a .158 (15-for-95) batting average, the third-best mark among National League pitchers with as many or more left-handed batters faced...over his final 41 games from 4/29 on, limited lefties to a .113 (9-for-80) average and allowed just one extra-base hit in that time, a double to SF Brandon Crawford on 6/25 at AT&T Park.
- Over his first 39 games for San Diego from 4/11 - 7/4, pitched to a 5-1 record with a 1.73 ERA (8 ER, 41.2 IP) and 32 strikeouts against nine walks while limiting the opposition to a .166 batting average...his opponents batting average in that time was second-best among Major League relievers and the best in the National League.
- Pitched primarily in the seventh inning, making 27 appearances out of the 'pen in the seventh, pitching to a 3.00 ERA (8 ER, 24.0 IP) with a .230 opponents batting average...in 16 appearances during the eighth inning, pitched to a 2.77 ERA (4 ER, 13.0 IP) with a .220 opponents average.
- Placed on the 15-day disabled list on 8/11 with right shoulder inflammation and missed the rest of the season.

2014: Split the season between the Mariners and Triple-A Tacoma, appearing in 38 games, seven starts with the Big League club compared to 12 games, one start, in the minors.

- Had two stints with the Mariners, 4/20-5/30 and 6/25-end of season.
- Went 1-4 with a 4.65 ERA (36 ER, 69.2 IP) in his time in the Majors.
- Went 1-4 with a 7.52 ERA (27 ER, 32.1 IP) in seven games started.
- Posted a 2.17 ERA (9 ER, 37.1 IP) in 31 relief appearances...averaged 9.16 K/9.0 IP in relief (38 K, 37.1 IP).
- Ranked 14th among American League relief pitchers with a 0.964 WHIP.
- Went 1-0 with three saves and a 2.79 ERA (6 ER, 19.1 IP) in his 12 games in the minors...averaged 11.2 K/9.0 IP (24 K).

2013: Went 5-8 with a 6.30 ERA (63 ER, 90.0 IP) in 22 games, 14 starts in his first Major League season.

- Made his Major League debut 4/4 at OAK...recorded his first Major League win on 4/14 vs. TEX.
- In 14 starts went 3-8, 6.20 ERA and in eight relief appearances was 2-0, 6.64 ERA.
- Became the first Mariners pitcher since 1993 to make the Opening Day rotation without pitching at Triple-A (last: Mike Hampton and John Cummings).
- Had two stints with the Mariners, Opening Day- 5/29 and 7/27-end of season.
- Over final three starts in September went 1-0 with a 2.60 ERA (5 ER, 17.1 IP) with 17 strikeouts.
- Posted a 3-4 record with a 5.21 ERA (27 ER, 46.2 IP) in 10 starts with AAA Tacoma.
- Following the season, pitched for the Peoria Javelinas in the Arizona Fall League (1-2, 5.95 ERA, six games).

2012: Named Southern League Most Outstanding Pitcher after going 9-2 with a 3.20 ERA (49 ER, 137.2 IP) in 24 starts with Double-A Jackson... ranked 5th in the Southern League in ERA.

- Named Mariners Minor League Most Improved Player.

2011: Split the season between Single-A Clinton and High Desert, pitching to a combined 3-7 record with a 4.99 ERA (44 ER, 79.1 IP) with 81 strikeouts against 25 walks.

- Named California League Pitcher of the Week, 5/23-29.
- Made two stints on the disabled list with a strained right elbow (6/11-29 and 7/18-end of season).

2010: Missed the majority of the season on the disabled list with right elbow tendinitis...reinstated on 8/13.

- Started his season with the Rookie-Level Arizona League Mariners, pitching to a 0-1 record with a 1.64 ERA (2 ER, 11.0 IP) and 14 strikeouts against two walks in four games, all starts.
- Made two appearances with Single-A Clinton to end the season...went 0-1 with a 2.08 ERA (1 ER, 4.1 IP).
- Following the season, pitched with Adelaide Bite of the Australian Baseball League...went 3-1 with a 4.18 ERA.

2009: Spent season with Rookie-Level Pulaski and was named their Most Valuable Pitcher by the big league club.

- Among Mariners minor leaguers, ranked 8th in ERA (3.61).

2008: Began his professional career with the AZL Mariners...named the AZL Mariners Pitcher of the Year by the Big League club.

PERSONAL

Brandon Eugene Maurer (MAUW-er)...lives with his wife, Kelsey...graduated from Orange Lutheran (CA) High School in June, 2008...high school teammates with Pittsburgh Pirates pitcher Gerrit Cole...originally signed by Mariners scout Tim Reynolds.

BRANDON MAURER'S CAREER PITCHING RECORD

YR	CLUB	W-L	ERA	G	GS	CG	SHO	SV	IP	H	R	ER	HR	HB	BB	SO	WP	BK	AVG
2008	AZL Mariners (R)	1-2	3.09	8	5	0	0	0	23.1	20	8	8	1	1	8	25	2	1	.247
2009	Pulaski (R)	3-4	3.61	13	12	1	0	0	67.1	67	36	27	4	7	18	51	5	1	.266
2010	AZL Mariners (R)	0-1	1.64	4	4	0	0	0	11.0	8	4	2	0	2	2	14	1	1	.205
	Clinton (A)	0-1	2.08	2	0	0	0	0	4.1	5	2	1	1	0	0	6	0	0	.294
2011	Clinton (A)	1-3	3.41	7	6	0	0	0	37.0	28	16	14	2	2	14	44	3	4	.211
	High Desert (A)	2-4	6.38	9	7	0	0	0	42.1	47	32	30	8	3	11	37	6	0	.275
2012	Jackson (AA)	9-2	3.20	24	24	1	0	0	137.2	133	54	49	4	6	48	117	7	2	.260
2013	SEATTLE	5-8	6.30	22	14	0	0	0	90	114	66	63	16	6	27	70	9	0	.311
	Tacoma (AAA)	3-4	5.21	10	10	0	0	0	46.2	48	29	27	2	5	26	47	3	2	.262
2014	Tacoma (AAA)	1-0	2.79	12	1	0	0	3	19.1	18	8	6	2	0	8	24	0	0	.247
	SEATTLE	1-4	4.65	38	7	0	0	0	69.2	74	39	36	6	0	19	55	3	0	.267
2015	SAN DIEGO	7-4	3.00	53	0	0	0	0	51.0	39	19	17	3	1	15	39	1	0	.209
2016	SAN DIEGO	0-5	4.52	71	0	0	0	13	69.2	65	37	35	7	2	23	72	3	0	.238
Major League Totals		13-21	4.85	184	21	0	0	13	280.1	292	161	151	32	9	84	236	16	9	.265
Minor League Totals		20-21	3.79	89	69	2	0	3	389.0	374	189	164	24	26	135	365	27	11	.256

*Led league +Tied for league lead @Rehab assignment

CAREER BATTING RECORD

YR	CLUB	AVG	G	AB	R	H	2B	3B	HR	RBI	SH	SF	HP	BB	SO	SB	CS	OBP	SLG
Major League Totals		.000	38	1	0	0	0	0	0	0	1	0	0	0	0	0	0	.000	.000

CAREER FIELDING

POSITION	PCT.	G	PO	A	E	TC	DP
Pitcher	.949	184	12	25	2	39	0

SINGLE-GAME HIGHS

INNINGS PITCHED.....7.1 IP, May 9, 2014 vs. Kansas City
 LOW-HIT COMPLETE GAME.....None
 STRIKEOUTS.....6, four times, last September 23, 2013 vs. Kansas City
 MOST HITS ALLOWED.....14, May 9, 2014 vs. Kansas City
 MOST RUNS ALLOWED.....7, May 22, 2013 at Los Angeles (AL)
 MOST WALKS ALLOWED.....5, August 7, 2013 vs. Toronto
 MOST HOME RUNS ALLOWED.....2, nine times, last April 10, 2016 at Colorado
 CAREER WINNING STREAK.....Five games, April 21 - June 23, 2015
 CAREER 10-STRIKEOUT GAMES.....None
 CAREER HOME RUNS HIT.....None

CAREER TRANSACTIONS

2008.....Signed by the Seattle Mariners as a 23rd-round selection in the First-Year Player Draft
 2014.....Acquired by the San Diego Padres from the Seattle Mariners in exchange for OF Seth Smith, December 30.

STEPHEN MCGEE

CATCHER

 BATS/THROWS: R/R
 OPENING DAY AGE: 26

BORN: February 7, 1991 in Fort Myers, FL

RESIDENCE: Fort Lauderdale, FL

ACQUIRED: Signed as a minor league free agent, November 17, 2016

CONTRACT STATUS: Signed through 2017

 HEIGHT/WEIGHT: 6-3/215
 SERVICE TIME: 0.000


NON-ROSTER INVITEE

CAREER

2016: Spent the majority of the season with Double-A Arkansas before landing on the disabled list and eventually signing as a minor league free agent with the Marlins.

- Missed some time when landing on the seven-day disabled list on July 17 and being sent on a rehab assignment with the Arizona League Angels on August 5.
- Appeared in a combined 42 games during the season between the Arizona League Angels, Double-A Arkansas and Triple-A New Orleans.
- Following the season, signed with the Padres as a minor league free agent on 11/17.

2015: Split the season between Single-A Inland Empire, Double-A Arkansas and Triple-A Salt Lake, hitting a combined .270 (60-for-222) in 68 games with 33 RBI, 19 runs scored and 32 walks.

- Named a Mid-Season California League All-Star for the Inland Empire 66ers.
- Missed some time while on the seven-day disabled list for Inland Empire from 4/9 - 26 and 7/25 - 8/2.
- Following the season, saw action in the Arizona Fall League with the Mesa Solar Sox, playing in 13 games while batting .250 (10-for-40).

2014: Spent the entire season with Single-A Burlington, batting .217 (68-for-313) with 29 RBI, 30 runs scored, 50 walks and a .989 field percentage in a career-high 99 games.

2013: Split his first professional season between the Rookie-Level AZL Angels and Rookie-Level Orem, combining to hit .236 (13-for-55) in 18 games.

- Missed some time while on two rehab assignments during the season.

PERSONAL

Stephen James McGee... attended Florida State University...was named to the All-ACC second team in 2013... earned ACC Player of the Week honors for the week ending in May 6, 2013...was a Johnny Bench Award Semifinalist (2013) and on the Watch List in 2012 and 2013...started all 67 games for Florida State during the 2012 season that led to a top-four finish in the College World Series...attended Port St. Lucie High School (FL) where he played all four years of varsity baseball and earned first team all-state accolades as a senior and second team as a junior...brother, Mike, also attended Florida State and played three seasons in the Mariners organization.

STEPHEN MCGEE'S CAREER BATTING RECORD

YR	CLUB	AVG	G	AB	R	H	2B	3B	HR	RBI	SH	SF	HP	BB	SO	SB	CS	OBP	SLG	E
2013	Orem (R)	.300	12	40	2	12	1	0	1	7	0	1	0	6	6	0	0	.383	.400	1
	AZL Angels	.067	6	15	3	1	0	0	0	0	0	0	3	8	4	1	1	.462	.067	0
2014	Burlington (A)	.217	99	313	30	68	12	1	2	29	2	5	9	50	80	1	1	.337	.281	9
2015	Inland Empire (A)	.253	55	182	16	46	11	1	1	25	0	4	3	27	48	1	2	.352	.341	7
	Arkansas (AA)	.250	5	12	1	3	1	0	0	0	0	0	0	3	2	0	0	.400	.333	2
2015	Salt Lake (AAA)	.393	8	28	2	11	2	0	1	8	1	0	0	2	5	0	0	.433	.571	3
	Mesa (R)	.250	13	40	5	10	3	0	2	8	0	1	0	7	8	0	0	.354	.475	2
2016	AZL Angels	.250	3	12	0	3	1	0	0	0	0	0	0	0	1	0	0	.250	.333	0
	Arkansas (AA)	.165	38	121	9	20	5	0	2	8	0	2	3	15	38	1	0	.270	.256	3
	New Orleans (AAA)	.333	1	3	1	1	0	0	1	1	0	0	0	0	1	0	0	.333	1.333	0
Minor League Totals		.227	227	726	64	165	33	2	8	78	3	12	18	111	185	4	4	.339	.311	25

*Led league +Tied for league lead @Rehab assignment

CAREER TRANSACTIONS

2013.....Signed by the Los Angeles Angels of Anaheim as a ninth-round selection in the First-Year Player Draft.

2016.....Signed by the Miami Marlins as a minor league free agent, August 31.

.....Signed by the San Diego Padres as minor league free agent, November 17.

@kylemcgrath35

90

MCGRATH



KYLE MCGRATH

LEFT-HANDED PITCHER

BATS/THROWS: L/L

OPENING DAY AGE: 24

BORN: July 31, 1992 in Louisville, KY

RESIDENCE: Louisville, KY

ACQUIRED: Signed by the Padres as a 36th-round selection in the 2014 First-Year Player Draft

CONTRACT STATUS: Signed through 2017

HEIGHT/WEIGHT: 6-2/185

SERVICE TIME: 0.000

NON-ROSTER INVITEE

CAREER

2016: Split the season between Single-A Lake Elsinore, Double-A San Antonio and Triple-A El Paso, posting a combined 2-2 record with a 0.93 ERA (7 ER, 67.2 IP) and 78 strikeouts against 10 walks while limiting opponents to a .174 batting average in 45 games.

- Made six relief appearances for El Paso during their Pacific Coast League title run, posting a 1.04 ERA (1 ER, 8.2 IP) in six games with 10 strikeouts against two walks.
- Appeared in the Triple-A National Championship for the Chihuahuas against the Scranton/Wilkes-Barre RailRiders of the New York Yankees, pitching a scoreless eighth inning.
- Earned the MiLB.com Fan's Choice award for Best Relief Pitcher.
- Named an Organizational All-Star for San Diego by MiLB.com.

2015: Played in his first full professional season, splitting the campaign between Single-A Fort Wayne and Double-A San Antonio...pitched to a 3-1 record in 42 combined games with a 2.17 ERA (17 ER, 70.2 IP) with 81 strikeouts against nine walks.

2014: Made his professional debut with Rookie-Level AZL Padres, posting a 1-1 record in 13 games with a 0.79 ERA (2 ER, 22.2 IP) and 22 strikeouts against six walks.

PERSONAL

Kyle Daniel McGrath...son of James and Melissa McGrath...has two siblings, Kaitlyn and Kolin...attended University of Louisville (KY) where he pitched two scoreless relief outings in the NCAA Regional and two shutout innings in the victory over Kentucky in the title game (2014)...attended Eastern Kentucky University before transferring to Louisville, where he played one season...earned an All-State honorable mention at Butler Traditional High School (KY), including All-Regional and All-District honors...set the single-game state tournament record with 16 strikeouts against Boone County in his senior year at Butler Traditional.

KYLE MCGRATH'S CAREER PITCHING RECORD

YR	CLUB	W-L	ERA	G	GS	CG	SHO	SV	IP	H	R	ER	HR	HB	BB	SO	WP	BK	AVG
2014	AZL Padres (R)	1-1	0.79	13	0	0	0	2	22.2	8	3	2	0	1	6	22	1	0	.110
2015	San Antonio (AA)	0-1	18.00	1	0	0	0	0	2.0	5	4	4	0	0	1	2	1	0	.455
	Fort Wayne (A)	3-0	1.70	41	0	0	0	3	68.2	56	15	13	3	2	8	79	1	0	.219
2016	El Paso (AAA)	0-0	0.00	1	0	0	0	0	1.2	1	2	0	0	0	1	2	0	0	.143
	San Antonio (AA)	1-2	1.29	33	0	0	0	1	48.2	32	8	7	4	2	8	50	1	1	.188
	Lake Elsinore (A)	1-0	0.00	11	0	0	0	0	17.1	8	1	0	0	1	1	26	1	0	.138
Minor League Totals		6-4	1.45	100	0	0	0	6	161.0	110	33	26	7	6	25	181	5	1	.191

*Led league +Tied for league lead @Rehab assignment

CAREER TRANSACTIONS

2014.....Signed by the Padres as a 36th-round selection in the First-Year Player Draft.



WIL MYERS

INFIELDER/OUTFIELDER



BATS/THROWS: R/R

OPENING DAY AGE: 26

BORN: December 10, 1990 in Thomasville, NC

RESIDENCE: Thomasville, NC

ACQUIRED: From TB w/ RHP G. Reyes, LHP J. Castillo & C.R. Hanigan as part of 11-player, three-team trade that sent RHP B. Smith, C.R. Rivera and INF J. Bauers to TB & RHP J. Ross and PTBNL (INF T. Turner) to WSH; December 18, 2014

CONTRACT STATUS: Signed through 2022 (club option 2023)

HEIGHT/WEIGHT: 6-3/206

SERVICE TIME: 3.104

CAREER

2016: Had a career season, setting career highs in nearly every offensive category in 2016 and named to his first career National League All-Star team,

- Became the first Padre in team history to post a season with 25-or-more doubles, home runs and stolen bases and was one of just three in the Majors in 2016 to post those numbers, joining Mookie Betts (42 doubles, 31 homers, 26 stolen bases) and Mike Trout (32 doubles, 29 home runs and 30 stolen bases).
- Per STATS, Myers is one of only three Major League first baseman (based on primary position in season) all-time to have a season with 25 doubles, home runs and stolen bases, joining Joe Carter (27 doubles, 32 home runs, 31 SB in 1987) and Jeff Bagwell who did so twice in 1997 (40 doubles, 43 home runs, 31 SB) and 1999 (35 doubles, 42 homers, 30 SB).
- Earned National League All-Star honors, hitting .286 (97-for-339) with 19 doubles, two triples, 19 home runs, 60 RBI and 61 runs scored with 15 stolen bases and an .873 OPS over 87 games in the first half of the season.
- Myers started the game for the National League team, batting cleanup as the designated hitter and going 1-for-3 with a double in the NL's 4-2 loss to the American League.
- On 6/7 vs. Atlanta he hit a game-ending single to give the Padres a 4-3 win over the Braves, his second career walk-off hit and first since 8/3/13 for TB.
- At home he hit .306 (93-for-304) with 20 doubles, two triples, 18 homers, 58 RBI and 60 runs in 80 games, compared to .210 (62-for-295) with 10 home runs and a .633 OPS in 77 games on the road.
- He set Petco Park single-season records in several categories, including hits (93), home runs (18), RBI (58) and runs (60), along with a .306 average that ranked tops among all players with at least 250 at-bats in a single season in Downtown San Diego.
- Enjoyed his best month of the season in June when he was named National League Player of the Month after hitting .327 (32-for-98) with 10 doubles, 11 home runs, 33 RBI and 25 runs scored in 26 games.
- His 33 RBI in June led all Major League players, as did his 21 extra-base hits while his 75 total bases led all National League players.
- Against right-handed pitching he hit .258 (118-for-457) with 24 doubles, four triples, 20 home runs and 72 RBI with a .791 OPS, while hitting .261 (37-for-142) with eight home runs and an .814 OPS vs. left-handers.
- With runners in scoring position he hit .280 (37-for-132) with seven home runs.

2015: Played in 60 games for the Padres, missing time with two separate stints on the disabled list.

- Made his second career and second straight Opening Day roster, starting in center field and hitting leadoff Opening Day, 4/6 at LAD.
- Over his first 32 games he hit .291/.340/.493 (39-134) with five home runs, 19 RBI and 28 runs scored before landing on the 15-day DL on 5/19 (retroactive to 5/11) with left wrist tendinitis...missed 28 games before returning from the DL on 6/11.
- Over 23 games in the opening month, he hit .286 (28-98) with four home runs, 15 RBI and 21 runs scored, the third-most runs scored in the month of April in franchise history and most since Al Martin scored a franchise-record 25 runs in April 2000...his 21 runs scored in April were tied for the most in Major League Baseball with St. Louis' Matt Carpenter.
- At the time his first injury took him down, his 28 runs scored from 4/6-5/10 were most in the Majors while his 39 hits ranked tied for ninth in the Majors and tied for third in the National League.
- Over a four-game streak from 4/28-5/2 he scored multiple runs in four-straight games, matching the Padres franchise record...fourth time a Padre scored multiple runs in four-straight and first since Damian Jackson in 2001 (4/5-8/01)...only others to do so were Greg Vaughn in 1998 (7/13-17/98) and Bip Roberts in 1990 (9/16-19/90).
- Played in three games 6/11-13 before landing back on the 15-day DL on 6/15 (retro to 6/14) with left wrist tendinitis.
- Underwent surgery on 6/18 to remove a bone spur in his left wrist, performed in Scottsdale, AZ by Dr. Donald Sheridan...transferred to 60-day DL on 8/8.
- Missed 70 games on the DL a second time before being reinstated from the DL on 9/4.
- Played in 25 games from 9/4 through the end of the season, hitting .208 (16-77) with three home runs and 10 RBI.

QUICK HIT

- Started and batted cleanup for the National All-Star team in 2016, going 1-for-3 with a double.
- Is one of three players to win the *Baseball America*, *USA Today* and *Topps MiLB Player of the Year Awards* in the same season.
- Younger brother, Beau, is a sophomore INF/OF for Appalachian State.
- First MLB Hit: June 8, 2013 (2) at Boston, single off Felix Doubront
- First MLB Home Run: June 22, 2013 vs. New York-AL, Grand Slam off CC Sabathia

2015 continued

- Recorded a career-high tying four RBI on 9/14 at ARI, sixth four-RBI game of his career and first since 5/4/14 at NYY.
- Made 56 starts total, with 33 in center field, 19 at first base, three in left field and one in right field...each of his first 28 starts came in center field while 19 of his final 28 starts came at first base.
- Of his 56 starts, 51 came batting leadoff...in those 51 starts batting leadoff he hit .271/.343/.459 with eight home runs, 29 RBI and 40 runs scored...hit two leadoff home runs, his lone two career leadoff homers, with his first on 4/25 vs. LAD and his second on 9/14 at ARI.
- Overall on the season hit .350 (14-40) with runners in scoring position, including .348 (8-23) with RISP and two outs.

2014: The reigning American League Rookie of the Year was limited to 87 games due to a right wrist fracture.

- Was sidelined 70 games from 5/5 - 8/20...started 84 games (76 in RF, eight at DH) and made appearances at first base (two games) and center field (one game).
- Made his first Opening Day roster on 3/31 vs. TOR...started in right field and went 3-for-5 with a double and two RBI.
- Hit everywhere from first to seventh in the starting lineup during the course of the season...hit leadoff twice for the first time in his career on 5/13 at SEA and 5/21 vs. OAK.
- Logged his third career multi-homer game on 4/19 vs. NYY in what was his 104th career game...since 2000, he is one of four Major League players to total three multi-HR games in his first 104 career games before turning 24 years old, joining Laynce Nix, Brad Miller and Ryan Braun.
- From 4/28 - 5/15, hit .290/.339/.477 (31-for-107) with eight doubles, four home runs and 16 RBI in 26 games.
- On 5/4 at NYY, hit a three-run, inside-the-park home run off CC Sabathia...it was the first inside-the-parker in the Majors in 2014.
- Became the first visiting player with a grand slam and a inside-the-park HR at new Yankee Stadium...the slam came on 6/23/13, also off Sabathia.
- Began his career with a 13-game hitting streak at Yankee Stadium before going hitless on 9/9...per ELIAS, it was the longest streak in road games against the Yankees to begin a career since WSH Eddie Foster in 1912-13 (17 games) at Hilltop Park and the Polo Grounds.
- Had a two-RBI sac fly on 9/16 vs. NYY, the first two-run sac fly in Rays history scoring Evan Longoria from third base and James Loney from second base...it was the first two-run sac fly in the Majors since LAA Mike Trout on 8/10/12 vs. SEA.

2013: Named 2013 Jackie Robinson American League Rookie of the Year by the Baseball Writers' Association of America, earning 23 of 30 first-place votes.

- Won the award despite playing only 88 games after his 6/18 call-up...became the first position player to win AL Rookie of the Year in fewer than 100 games and the second in major league history, joining PHI Ryan Howard (2005, 88 games).
- Also recognized as AL Rookie of the Year by *Sporting News*, AL Outstanding Rookie in the Players Choice Awards, Rays Outstanding Rookie by the Tampa Bay chapter of the BBWAA and was named to Topps All-Rookie Team.
- Led AL rookies in RBI (53), go-ahead RBI (15), doubles (23), extra-base hits (36), on-base percentage (.354) and slugging percentage (.478) and tied LAA J.B. Shuck for first in total bases (160)...became the first player to lead AL rookies in RBI in less than 90 games since DET Hoot Evers in 1946 (33 RBI in 81 games).
- After his 6/18 call-up, led the team in doubles, RBI, runs scored (50), OBP (.354) and SLG...the Rays went 56-38 (.596) after his call-up, compared to 36-33 (.522) before it.
- Became just the fifth rookie in the 2000s to lead a postseason-bound team in batting (.294) after the All-Star break...joined OAK Yoenis Cespedes in 2012, STL Albert Pujols, SEA Ichiro Suzuki in 2001 and SEA Carlos Guillen in 2000.
- Made 68 starts in right field and DH'd 11 times...also started six games in center field in August.
- His first major league home run was a grand slam off CC Sabathia on 6/23...it made him (22 years, 194 days) the fourth-youngest visiting player to hit a grand slam at Yankee Stadium (new or original) and the youngest since SEA Ken Griffey Jr. in 1991.
- Entered 2013 rated by *Baseball America* as the No. 1 prospect, Best Power Hitter and Best Hitter for Average in the Rays system...also ranked the No. 4 prospect in the minor leagues by *MLB.com*.
- Prior to the season, was acquired by Tampa Bay along with INF Patrick Leonard, LHP Mike Montgomery and RHP Jake Odorizzi from the Kansas City Royals in exchange for RHP Wade Davis, RHP James Shields and a player to be named later (INF Elliot Johnson).

2012: Named the Minor League Player of the Year by *Baseball America*, *USA Today* and Topps, joining Andruw Jones (1996) and Josh Beckett (2001) as the only players to win the award from the three publications in the same season.

- Split the season between Double-A Northwest Arkansas and Triple-A Omaha, hitting a combined .314 with 26 doubles, six triples, 37 home runs and 109 RBI in 134 games.
- His 37 home runs were the second-most in minor league baseball, one shy of Darin Ruf, who hit 38 for Double-A Reading (Phillies)...his 313 total bases led all minor leaguers while his 109 RBI ranked fourth...his .987 OPS was fifth among full-season minor leaguers and was one of six minor leaguers with a .600 or better slugging percentage.
- According to *Baseball America*, became one of 10 minor leaguers in the past 50 years to hit 35 or more home runs above Class-A before turning 22...only two others matched or exceeded his 37 HR: Arlo Engel (41 for Double-A El Paso in 1963) and Paul Konerko (37 for Triple-A Albuquerque in 1997).
- At just 21 years old, was the second-youngest regular in the Pacific Coast League.
- Collected two hits and drove in three runs for Team USA at the SiriusXM Futures Game at Kauffman Stadium in Kansas City on 7/8, in what was his second straight Futures Game appearance...three days later was selected the "Star of Stars" for the Pacific Coast League in the Triple-A All-Star Game after recording two hits, including a double, with an RBI.

Myers continued

2011: Spent the entire season with Double-A Northwest Arkansas where he made the conversion from catcher to outfielder.

- Hit .254 with 23 doubles, one triple, eight home runs, 49 RBI and 50 runs scored in 99 games for the Naturals.
- Spent the majority of the season in right field, where he appeared in 75 games, but also played in 13 games in center field and six games in left field.
- Missed almost a month beginning May 11 with a serious laceration on his knee and a subsequent infection...suffered the injury when he slipped running from his car in the rain.
- Was hitting .284 with two HR and nine RBI in 20 games before the injury and .246 with six HR and 40 RBI in 79 games after his return.
- Named to the Texas League All-Star Game and was selected for Team USA at the SiriusXM Futures Game at Chase Field in Phoenix.
- Following the season, played in the Arizona Fall League, batting .360 (31-for-86) with five doubles, five triples, four home runs, 18 RBI and 24 runs scored in 23 games for Surprise...finished second in the league in OBP (.481), third in SLG (.674) and third in OPS (1.156)...his 20 walks tied for the league lead.

2010: Split the season between Single-A Burlington and Advanced-A Wilmington, hitting a combined .315 with 37 doubles, three triples, 14 home runs, 83 RBI and 85 walks in 126 games.

- Following the season, was rated by *Baseball America* as being the second-best prospect in the Royals system, third-best prospect in the Midwest League and fourth-best prospect in the Carolina League.
- Named Class-A Burlington Player of the Year and a Midwest League All-Star despite a 7/1 promotion to Wilmington.

2009: Selected by the Kansas City Royals in the third round of the June First-Year Player Draft out of Wesleyan Christian Academy.

- After signing with the Royals, appeared in a combined 22 games between Rookie-Levels Idaho Falls and Burlington, hitting .369 with 7 doubles, two triples, five home runs and 18 RBI.
- Rated by *Baseball America* as being the top prospect in the Pioneer League following the season...had a minor-league-high 21 hits in September.

PERSONAL

William Bradford Myers...committed to the University of South Carolina before signing with the Royals...graduated from Wesleyan Christian Academy in High Point, N.C. in 2009...finished his senior year batting .532 with 14 home runs and 41 RBI and was named the second-best "Pure Hitter" in the 2009 draft by *Baseball America*...led his squad to the North Carolina state title as a junior in 2008, pitching to a 10-0 record, including the victory in Game 1 of the best-of-three championship series...originally signed by Royals' scout Steve Connelly.

WIL MYERS' CAREER BATTING RECORD

YR	CLUB	AVG	G	AB	R	H	2B	3B	HR	RBI	SH	SF	HP	BB	SO	SB	CS	OBP	SLG	E
2009	Idaho Falls (R)	.426	18	68	18	29	7	1	4	14	0	2	1	9	15	2	0	.488	.735	1
	Burlington (R)	.125	4	16	1	2	0	1	1	4	0	0	0	0	3	0	0	.125	.438	0
2010	Burlington (A)	.289	68	242	42	70	19	1	10	45	0	2	2	48	55	10	3	.408	.500	4
	Wilmington (A)	.346	58	205	28	71	18	2	4	38	0	1	4	37	39	2	3	.453	.512	1
2011	NW Arkansas (AA)	.254	99	354	50	90	23	1	8	49	2	4	4	52	87	9	2	.353	.393	7
2012	NW Arkansas (AA)	.343	35	134	32	46	11	1	13	30	0	1	1	16	42	4	1	.414	.731	0
	Omaha (AAA)	.304	99	388	66	118	15	5	24	79	0	3	3	45	98	2	2	.378	.554	5
2013	Durham (AAA)	.286	64	252	44	72	13	2	14	57	0	6	2	29	71	7	1	.356	.520	2
	TAMPA BAY	.293	88	335	50	98	23	0	13	53	0	4	1	33	91	5	2	.354	.478	0
2014	TAMPA BAY	.222	87	325	37	72	14	0	6	35	0	2	0	34	90	6	1	.294	.320	4
	Durham (AAA)@	.250	7	24	3	6	1	0	2	6	0	0	0	7	7	3	0	.419	.542	1
2015	SAN DIEGO	.253	60	225	40	57	13	1	8	29	0	0	1	27	55	5	2	.336	.427	0
	El Paso (AAA)@	.333	3	15	4	5	0	0	1	1	0	0	0	0	2	2	0	.333	.533	0
	Lake Elsinore (A)@	.222	3	9	3	2	1	0	0	0	0	0	1	2	2	0	0	.417	.333	0
2016	SAN DIEGO	.259	157	599	99	155	29	4	28	94	0	5	4	68	160	28	6	.336	.461	3
Major League Totals		.257	392	1484	226	382	79	5	55	211	0	11	6	162	396	44	11	.331	.429	7
Minor League Totals		.299	458	1707	291	511	108	14	81	323	2	19	18	245	421	41	12	.389	.521	21

*Led league +Tied for league lead @Rehab assignment

ALL-STAR RECORD

YR	CLUB	AVG	G	AB	R	H	2B	3B	HR	RBI	SH	SF	HP	BB	SO	SB	CS	OBP	SLG	E
2016	NL vs. AL (at SD)	.333	1	3	0	1	1	0	0	0	0	0	0	0	1	0	0	.333	.667	0

WILD CARD GAME RECORD

YR	CLUB	AVG	G	AB	R	H	2B	3B	HR	RBI	SH	SF	HP	BB	SO	SB	CS	OBP	SLG	E
2013	TB at CLE	.250	1	4	0	1	0	0	0	0	0	0	0	0	3	0	0	.250	.250	0

DIVISION SERIES RECORD

YR	CLUB	AVG	G	AB	R	H	2B	3B	HR	RBI	SH	SF	HP	BB	SO	SB	CS	OBP	SLG	E
2013	TB vs. BOS	.063	4	16	0	1	0	0	0	0	0	0	0	1	4	0	0	.143	.063	0

CAREER FIELDING

POSITION	PCT.	G	PO	A	E	TC	DP
Outfield	.990	207	388	8	4	400	2
Right Field	.987	159	292	6	4	301	1
Center Field	1.000	47	89	2	0	91	1
First Base	.998	173	1405	86	3	1494	156
Left Field	1.000	7	8	0	0	8	0
Career Totals	.996	381	1793	94	7	1894	158

SINGLE-GAME HIGHS

HITTING STREAK.....	12 games, twice, last April 15-27, 2016
HITS	4, three times, last July 5, 2016 at Arizona
DOUBLES	2, six times, last June 18, 2016 vs. Washington
RBI.....	5, June 24, 2016 at Cincinnati
RUNS SCORED.....	4, April 19, 2014 vs. New York (AL)
WALKS	3, five times, last June 28, 2016 vs. Baltimore
STRIKEOUTS.....	4, two times, last August 17, 2016 at Tampa Bay
STOLEN BASES.....	2, three times, last July 31, 2016 vs. Cincinnati
CAREER WALK-OFF HITS.....	Two, last June 7, 2016 vs. Atlanta (Arodys Vizcaino)

HOME RUNS

CAREER MULTI-HOMER GAMES (4)	April 19, 2014 vs. New York (AL) (Ivan Nova and Matt Daley) September 4, 2013 at Los Angeles (AL) (Jered Weaver) July 28, 2013 at New York (AL) (Phil Hughes) June 8, 2016 vs. Atlanta (Jose Teherán)
CAREER GRAND SLAMS (1)	June 22, 2013 at New York (AL) (CC Sabathia)
CAREER PINCH-HIT (0)	None
CAREER WALK-OFF (0)	None
CAREER LEAD-OFF (2)	April 25, 2015 vs. Los Angeles (NL) (Brandon McCarthy) September 14, 2015 at Arizona (Jeremy Hellickson)

CAREER TRANSACTIONS

2009.....	Signed by the Kansas City Royals as a third-round selection in the First-Year Player Draft.
2012.....	Acquired by the Tampa Bay Rays along with INF Patrick Leonard, LHP Mike Montgomery and RHP Jake Odorizzi in exchange for RHP Wade Davis, RHP James Shields and PTBNL (INF Elliot Johnson), December 9.
2014.....	Acquired by the San Diego Padres from the Tampa Bay Rays along with RHP Gerardo Reyes, LHP Jose Castillo and C Ryan Hanigan as part of 11-player, three-team trade that sent RHP Burch Smith, C Rene Rivera and INF Jake Bauers to Tampa Bay and RHP Joe Ross and a PTBNL (INF Trea Turner) to Washington, December 18.

**ARONI NINA****RIGHT-HANDED PITCHER****74****BATS/THROWS:** R/R**OPENING DAY AGE:** 26**BORN:** April 9, 1990 in Bani, Peravia, Dominican Republic**RESIDENCE:** Bani, Dominican republic**ACQUIRED:** Signed as a minor league free agent: April 1, 2008**CONTRACT STATUS:** Signed through 2017**HEIGHT/WEIGHT:** 6-4/180**SERVICE TIME:** 0.000**NON-ROSTER INVITEE****CAREER**

2016: Split the season between Double-A Northwest Arkansas and Triple-A Omaha, going a combined 4-0 with a 2.75 ERA (11 ER, 36.0 IP) and 39 strikeouts against 22 walks in 26 relief appearances.

- Spent most of the season with Double-A Northwest Arkansas and had a 4-0 record with a 1.05 ERA (5 ER, 34.1 IP) and 39 strikeouts against 17 walks in 24 relief appearances.
- Recorded the fourth save of his career on 8/11, tossing 1.2 innings of scoreless ball to finish a 13-3 win at Corpus Christi
- Also had a brief two game stint with Triple-A Omaha to begin the season giving up seven earned runs in 1.2 innings.
- Had a stint on the seven-day disabled list while with Triple-A Omaha, 4/15.

2015: Spent the entire season with Double-A Northwest Arkansas, going 4-4 with a 5.15 ERA (29 ER, 50.2 IP) and 50 strikeouts against 46 walks in a career-high 43 relief appearances.

- Posted a 2.29 ERA (5 ER, 19.2 IP) over his final 16 regular season appearances, including eight straight scoreless outings from 8/4 - 8/29.
- Made three scoreless appearances (5.2 IP) during the postseason, allowing two hits and two walks while striking out 11.
- Earned his first save since 2011 on 5/31, pitching a scoreless ninth to finish a 3-1 win vs. San Antonio.

2014: Split the season between Single-A Wilmington and Double-A Northwest Arkansas, going a combined 3-2 with a 4.58 ERA (28 ER, 55.0 IP) and 52 strikeouts against 31 walks over 29 games, one start.

- After allowing eight runs in eight straight appearances from 4/14- 6/14, posted a 1.85 ERA (5 ER, 24.1 IP) over his final 13 appearances with the Wilmington Blue Rocks.
- Had a stint on the seven-day disabled list with a sore right shoulder while with Wilmington, 5/9

2013: Spent the entire season with Single-A Lexington, going 8-3 with a 4.19 ERA (40 ER, 86.0 IP) and 77 strikeouts against 45 walks over 28 games, eight starts.

- The eight wins were a career-high..went 7-0 with a 3.48 ERA (20 ER, 51.2 IP) in 20 relief appearances and 1-3 with a 5.24 ERA in eight starts.

2012: Split the season between the Rookie-Level AZL Royals and Rookie-Level Idaho Falls, going a combined 3-4 with a 5.85 ERA (39 ER, 60.0 IP) and 65 strikeouts against 29 walks over 14 games, nine starts.

2011: Made 14 appearances, nine starts, for the Dominican Summer League Royals and had a 2-2 record with a 3.61 ERA (19 ER, 47.1 IP) with 53 strikeouts against 24 walks.

- Started his first professional game on 7/15 against the DSL Dodgers and earned the win after tossing six innings of one-run ball on five hits and eight strikeouts

2010: Made 12 relief appearances for the Dominican Summer League Royals and had a 3-3 record with a 3.38 ERA (12 ER, 24.0 IP).

- Earned his first professional win on 6/26, tossing two scoreless innings against the DSL Red Sox.
- Earned his first career save on 8/13 also against the DSL Red Sox.

2009: Made five relief appearances for the Dominican Summer League Royals and went 0-1 record with a 7.04 ERA (6 ER, 7.2 IP) over five relief appearances.

2008: Made his professional debut with the Dominican Summer League Royals, posting a 6.00 ERA (8 ER, 12.0 IP) over seven relief appearances.

PERSONAL

Aroni Jose Nina...name is pronounced "Ah-ROE-NEE"...resides in Baní, Dominican Republic in the offseason...originally signed by Royals' scout Edis Perez.

ARONI NINA’S CAREER PITCHING RECORD

YR	CLUB	W-L	ERA	G	GS	CG	SHO	SV	IP	H	R	ER	HR	HB	BB	SO	WP	BK	AVG
2008	DSL Royals (R)	0-0	6.00	7	0	0	0	0	12.0	11	11	8	1	3	12	10	0	0	.239
2009	DSL Royals (R)	0-1	7.04	5	0	0	0	0	7.2	6	8	6	0	2	11	6	4	1	.222
2010	DSL Royals (R)	3-3	3.38	12	0	0	0	1	24.0	20	12	9	0	1	15	12	7	0	.230
2011	DSL Royals (R)	2-2	3.61	14	9	0	0	1	47.1	38	27	19	2	5	24	53	12	0	.221
2012	AZL Royals (R)	3-2	5.14	9	4	0	0	0	35.0	33	23	20	3	9	21	43	7	0	.243
	Idaho Falls (R)	0-2	6.84	5	5	0	0	0	25.0	28	22	19	1	4	8	22	9	1	.283
2013	Lexington (A)	8-3	4.19	28	8	0	0	0	86.0	75	53	40	2	12	45	77	13	7	.234
2014	Northwest Arkansas (AA)0-1	4.76	6	1	0	0	0	0	11.1	7	6	6	0	3	6	7	1	0	.179
	Wilmington (A)	3-1	4.53	23	0	0	0	0	43.2	37	27	22	2	3	25	45	5	0	.231
2015	Northwest Arkansas (AA)4-4	5.15	43	0	0	0	1	50.2	47	36	29	2	1	46	50	2	1	.244	
2016	Omaha (AAA)	0-0	37.80	2	0	0	0	0	1.2	5	7	7	0	0	5	0	0	0	.556
	Northwest Arkansas (AA)4-0	1.05	24	0	0	0	1	34.1	24	5	4	0	0	17	39	5	1	.198	
Minor League Totals		27-19	4.49	178	27	0	0	4	378.2	331	237	189	13	43	235	364	65	11	.235

*Led league +Tied for league lead @Rehab assignment

CAREER TRANSACTIONS

- 2008.....Signed by the Kansas City Royals as a non-drafted free agent, April 1.
- 2014.....Signed by the Kansas City Royals as a minor league free agent, November 7.
- 2015.....Signed by the Kansas City Royals as a minor league free agent, November 8.
- 2016.....Signed by the San Diego Padres as a minor league free agent, December 10.

**RAFAEL ORTEGA****OUTFIELDER****82****BATS/THROWS:** L/R
OPENING DAY AGE: 25**BORN:** May 15, 1991 in El Tigre, Venezuela**RESIDENCE:** El Tigre, Venezuela**ACQUIRED:** Signed as a minor league free agent, December 13, 2016**CONTRACT STATUS:** Signed through 2017**HEIGHT/WEIGHT:** 5-11/160
SERVICE TIME: 0.086**NON-ROSTER INVITEE****CAREER**

2016: Split the season between Triple-A Salt Lake and the Los Angeles Angels of Anaheim...hit his first career Major League home run on 5/25 at Texas.

- Appeared in 66 games for the Angels, batting .232 (43-for-185) with eight doubles and one home run.
- Began the season with Salt Lake and was recalled by the Angels on several occasions throughout the season...hit .317 (102-for-322) in 78 games for Salt Lake with 29 extra-base hits (18 doubles, seven triples, four home runs).

2015: Spent the entire campaign with Triple-A Memphis, batting .286 (125-for-437) with 42 RBI, 66 runs scored, 55 walks and 17 stolen bases.

- Following the season, was rated as the 18th-best prospect in the Cardinals farm system by MLB.com.

2014: Split the season between Double-A Springfield, Triple-A Memphis and the Rookie-Level Gulf Coast League Cardinals, hitting a combined .246 (94-for-382) with 32 RBI, 61 runs scored, 48 walks and 19 stolen bases in 110 games.

- Missed some time on the seven-day disabled list from 6/ 3- 7/2...was sent on a rehab assignment with Gulf Coast League Cardinals on 6/30.
- Began the season with Double-A Springfield after he was claimed off waivers by the St. Louis Cardinals to start the year.

2013: Played the entire season with Double-A Tulsa before being recalled by the Rockies on 9/30...hit .228 (36-for-158) in 42 games for Double-A Tulsa with seven extra-base hits.

- Missed some time on the seven-day disabled list from April 24-May 11 with a staph infection.
- Did not see any playing time with the Rockies during his second career call-up.
- Following the season, played for Tiburones de La Guaira in the Venezuelan Winter League.

2012: Made his Major League debut with the Colorado Rockies on 9/30 at Los Angeles-NL...spent most of the season with Single-A Modesto prior to his first career call-up.

- Appeared in 114 games for Single-A Modesto, batting .283 (140-for-495) with 23 doubles, eight triples, eight home runs, 60 RBI, 81 runs scored, 46 walks and 36 stolen bases...his 36 stolen bases were ranked fifth-most in the California League...led the league in outfield assists.
- Went 2-for-4 (.500) in two games with the Rockies with one stolen base and one walk...recorded his first career Major League hit in his debut.
- Following the season, played for Tiburones de La Guaira in the Venezuelan Winter League, hitting .300 (24-for-80) in 41 games.
- Ranked as the No. 15 prospect in the Rockies organization following the season.
- Named as the Best Outfield Arm in the California League and Best Defensive Outfielder in the Rockies farm system after the season by *Baseball America*.

2011: Finished the season rated as the Fastest Baserunner and Best Defensive Outfielder in the Colorado Rockies system.

- Spent the entire season with Single-A Asheville, hitting .294 (141-for-479) in 113 games with 66 RBI, 77 runs scored and 32 stolen bases...finished the season ranked ninth in batting average in the South Atlantic League.
- Set minor league career highs in hits (141), doubles (26), home runs (9) and RBI (66).
- Following the season, was tabbed as the No. 22 prospect in the Rockies system by MLB.com.

QUICK HIT

- **First MLB Hit:** September 30, 2012 at Los Angeles-NL, single off of Josh Beckett (Major League debut)
- **First MLB Home Run:** May 25, 2016 at Texas, three-run home run off of Shawn Tolleson.

2010: Spent the entire campaign with Rookie-Level Casper in the Rockies organization, batting .358 (103-for-288) with 45 RBI, 69 runs scored, 28 walks and 23 stolen bases in 71 games.

- Named a Pioneer League Post-Season All-Star for the Casper Ghosts.
- Among Pioneer League-leaders, ranking second in hits and runs scored while finishing fourth in batting average.
- Ranked as the 18th-best prospect in the Pioneer League by *Baseball America*.

2009: Played in 70 games for the Dominican Summer League Rockies and hit .324 (83-for-256) in 70 games with 39 RBI, 45 runs scored and 39 stolen bases.

- Named a Mid-Season and Post-Season Dominican Summer League All-Star for the Rockies

2008: Made his professional debut with the Rockies Rookie-Level Dominican Summer League affiliate, hitting .277 (52-for-188) in 52 games with 17 stolen bases.

- Finished the season leading the team in stolen bases and walks (20).

PERSONAL

Rafael Angel Garcia Ortega...originally signed by Rockies' scouts Rolando Fernandez, Francisco Cartaya and Carlos Gomez.

RAFAEL ORTEGA'S CAREER BATTING RECORD

YR	CLUB	AVG	G	AB	R	H	2B	3B	HR	RBI	SH	SF	HP	BB	SO	SB	CS	OBP	SLG	E
2008	DSL Rockies	.277	52	188	38	52	4	2	1	11	6	2	2	20	20	17	3	.349	.335	4
2009	DSL Rockies	.324	70	256	45	83	7	8	0	39	6	6	2	32	23	39	12	.395	.414	1
2010	Casper	.358	71	288	69	103	17	3	7	45	2	2	2	28	42	23	9	.416	.510	4
2011	Asheville (A)	.294	113	479	77	141	26	8	9	66	5	4	3	28	90	32	19	.335	.438	5
2012	Modesto (A)	.283	114	495	81	140	23	8	8	60	4	7	4	46	93	36	18	.344	.410	2
	COLORADO	.500	2	4	0	2	0	0	0	0	0	0	1	1	2	1	0	.667	.500	0
2013	Tulsa (AA)	.228	42	158	22	36	4	2	1	10	0	0	1	19	26	9	4	.315	.297	3
2014	GCL Cardinals	.000	2	3	0	0	0	0	0	0	0	0	0	1	2	1	0	.250	.000	0
	Springfield (AA)	.249	101	358	56	89	8	3	7	31	6	4	1	45	57	16	10	.331	.346	5
	Memphis (AAA)	.238	7	21	5	5	1	0	0	1	0	0	0	2	5	2	0	.304	.286	1
2015	Memphis (AAA)	.286	131	437	66	125	22	6	2	42	6	2	2	55	71	17	6	.367	.378	6
2016	Salt Lake (AAA)	.317	78	322	47	102	18	7	4	31	2	1	1	15	39	14	8	.348	.453	3
	LOS ANGELES (AL)	.232	66	185	24	43	8	0	1	16	3	0	0	13	23	8	3	.283	.292	3
	Major League Totals	.238	68	189	24	45	8	0	1	16	3	0	1	14	25	9	3	.294	.296	3
	Minor League Totals	.292	781	3005	506	876	130	47	39	336	37	28	18	291	468	206	89	.355	.405	34

*Led league +Tied for league lead @Rehab assignment

CAREER FIELDING

POSITION	PCT.	G	PO	A	E	TC	DP
Outfield	.974	60	106	7	3	116	1
Center Field	1.000	11	15	0	0	15	0
Right Field	1.000	9	14	1	0	15	0
Left Field	.965	46	77	6	3	86	1
Career Total	.974	126	212	14	6	232	2

SINGLE-GAME HIGHS

HITTING STREAK.....Six games, April 20-27, 2016
 HITS.....2, 12 times, last October 2, 2016 vs. Houston
 DOUBLES.....1, eight times, last September 24, 2016 vs. Oakland
 RBI.....3, twice, last September 23, 2016 at Houston
 RUNS SCORED.....2, four times, last September 24, 2016 at Houston
 WALKS.....1, many times, last October 2, 2016 vs. Houston
 STRIKEOUTS.....2, three times, last May 21, 2016 vs. Baltimore
 CAREER WALK-OFF HITS.....None

CAREER TRANSACTIONS

2008.....Signed by the Colorado Rockies as an international free agent, January 30.
 2013.....Claimed off waivers by the Texas Rangers from the Colorado Rockies, November 27.
 2014.....Claimed off waivers by the St. Louis Cardinals from the Texas Rangers, January 6.
 2015.....Signed by the Los Angeles Angels of Anaheim as a free agent, December 1.
 2016.....Signed by the San Diego Padres as a minor league free agent, December 6.



LUIS PERDOMO

RIGHT-HANDED PITCHER

61

BATS/THROWS: R/R

OPENING DAY AGE: 23

BORN: May 9, 1993 in Santo Domingo, Dominican Republic

RESIDENCE: San Cristobal, Dominican Republic

ACQUIRED: From COL in exchange for PTBNL or cash considerations: December 10, 2015

CONTRACT STATUS: Signed through 2017

HEIGHT/WEIGHT: 6-2/197

SERVICE TIME: 1.000

CAREER

2016: Set career highs in nearly every category and led all Padres starting pitchers in 2016 in wins (nine), innings pitched (146.2) and ranked second in strikeouts (105) and games started (20).

- Tossed the only complete game by a Padres pitcher this season on 8/28 at Miami, working 9.0 innings of one-run ball, allowing six hits and three walks while striking out three in the team's 3-1 victory... induced five double play ground outs in the game.
- Became the first Padres rookie to toss a complete game since 2008 when Josh Banks did so on 5/31/08 at SF.
- Gave up three earned runs or less in 12 of his 18 starts after 6/15 and earned a quality start in 10 of his 20 starts on the season.
- Came in relief on 6/10 at COL and worked 5.2 innings, striking out seven... tying the second-longest relief outing in the Majors this year and the longest by a Padre reliever since Tim Stauffer also went 5.2 innings on 5/22/13 vs. STL.
- Worked scoreless ball in five of his 15 relief appearances with a 9.10 ERA (30 ER, 29.2 IP).
- Made his Major League debut in the Padres first game of the season on 4/4 vs. LAD, allowing six earned runs in 1.0 inning pitched.
- Earned his first career win on 4/16 vs. ARI with a scoreless inning pitched in the Padres 14-inning win that night.
- Made his first career start on 5/14 at MIL, working 2.0 innings allowing two runs on four hits and two walks while striking out four in the team's eventual 8-7 victory.
- Earned his first career win as a starter against the Marlins on 6/15, working 6.0 innings allowing three runs on six hits and two walks while striking out four in the team's 6-3 victory.
- Over his 10 outings in July and August, went 5-4 and posted a 3.59 ERA (25 ER, 62.2 IP) with six quality starts.

QUICK HIT

• **Is the nephew of former Padres relief pitcher Luis Perdomo who pitched for San Diego over parts of the 2009-10 seasons.**

- **First MLB Start:** May 14, 2016 at Milwaukee
- **First MLB Win:** April 16, 2016 vs. Arizona

2015: Split the season between Single-A Palm Beach and Single-A Peoria, going a combined 6-12 with a 3.98 ERA (56 ER, 126.2 IP) and 118 strikeouts against 37 walks over 23 games, 22 starts.

- Began the season with Peoria and went 5-9 with a 3.68 ERA (41 ER, 100.1 IP) and 100 strikeouts against 31 walks in 17 starts before earning a promotion to Palm Beach in August.
- In six games, five starts, for Palm Beach went 1-3 with a 5.13 ERA (15 ER, 26.1 IP) with 18 strikeouts against six walks.
- Named a Midwest League Mid-Season and Post-Season All-Star for Peoria.
- Represented the World Team in the 2015 MLB All-Star Futures Game, working 0.2 scoreless innings with one hit allowed and one strikeout for the World Team.

2014: Went a combined 4-6 with a 4.25 ERA (34 ER, 72.0 IP) and 57 strikeouts against 22 walks over 14 games, 13 starts, between Single-A State College, Peoria and Palm Beach.

- Began the season with Palm Beach, pitching in one game before being transferred to State College where he made two starts and posted a 1.50 ERA (2 ER, 12.0 IP) with 13 strikeouts against one walk.
- Spent the rest of the season with Peoria, going 3-6 with a 5.05 ERA (32 ER, 57.0 IP) in 11 starts.

2013: Played the entire season with Rookie-Level Johnson City, going 1-6 with a 5.40 ERA (25 ER, 41.2 IP) and 29 strikeouts against 14 walks.

2012: Split the season between the Cardinals Dominican Summer League and Gulf Coast League affiliates, going a combined 4-4 with a 2.70 ERA (17 ER, 56.2 IP) and 50 strikeouts against 13 walks in 11 total starts.

- In his nine starts for the DSL Cardinals, was 3-3 with a 2.27 ERA (12 ER, 47.2 IP) and 47 strikeouts against eight walks.

2011: Made his professional debut with six games, five starts, for the Cardinals Dominican Summer League affiliate, going 1-3 with a 5.68 ERA (12 ER, 19.0 IP) and 16 strikeouts against eight walks.

PERSONAL

Luis David Perdomo...originally signed by the St. Louis Cardinals as a non-drafted free agent on November 28, 2010.

LUIS PERDOMO'S CAREER PITCHING RECORD

YR	CLUB	W-L	ERA	G	GS	CG	SHO	SV	IP	H	R	ER	HR	HB	BB	SO	WP	BK	AVG
2011	DSL Cardinals (R)	1-3	5.68	6	5	0	0	0	19.0	28	18	12	1	3	8	16	3	0	.364
2012	DSL Cardinals (R)	3-3	2.27	9	9	1	0	0	47.2	42	20	12	0	3	8	47	7	0	.230
	GCL Cardinals (R)	1-1	5.00	2	2	0	0	0	9.0	11	6	5	0	0	5	3	1	0	.324
2013	Johnson City (R)	1-6	5.40	12	10	0	0	0	41.2	59	44	25	4	4	14	29	6	0	.316
2014	Palm Beach (A)	0-0	0.00	1	0	0	0	0	3.0	2	0	0	0	0	0	3	0	0	.200
	State College (A)	1-0	1.50	2	2	0	0	0	12.0	11	3	2	1	0	1	13	0	0	.250
	Peoria (A)	3-6	5.05	11	11	0	0	0	57.0	64	44	32	4	4	21	41	5	1	.276
2015	Peoria (A)	5-9	3.68	17	17	1	0	0	100.1	103	52	41	7	5	31	100	7	1	.265
	Palm Beach (A)	1-3	5.13	6	5	0	0	0	26.1	31	16	15	1	0	6	18	3	0	.301
2016	SAN DIEGO	9-10	5.71	35	20	1	0	0	146.2	187	99	93	23	7	46	105	10	0	.310
Major League Totals		9-10	5.71	35	20	1	0	0	146.2	187	99	93	23	7	46	105	10	0	.310
Minor League Totals		16-31	4.10	66	61	2	0	0	316.0	351	203	144	18	19	94	270	32	2	.279

*Led league +Tied for league lead @Rehab assignment

CAREER BATTING RECORD

YR	CLUB	AVG	G	AB	R	H	2B	3B	HR	RBI	SH	SF	HP	BB	SO	SB	CS	OBP	SLG
Major League Totals		.132	36	38	1	5	1	0	0	1	3	0	1	1	15	0	0	.175	.158

CAREER FIELDING

POSITION	PCT.	G	PO	A	E	TC	DP
Pitcher	.909	35	12	18	3	33	1

SINGLE-GAME HIGHS

INNINGS PITCHED.....9.0 IP, August 28, 2016 at Miami
 LOW-HIT COMPLETE GAME.....Six, August 28, 2016 at Miami
 STRIKEOUTS.....8, June 21, 2016 at Baltimore
 MOST HITS ALLOWED.....10, August 2, 2016 vs. Milwaukee
 MOST RUNS ALLOWED.....6, five times, last August 9, 2016 at Pittsburgh
 MOST WALKS ALLOWED.....6, May 22, 2016 vs. Los Angeles (NL)
 MOST HOME RUNS ALLOWED.....3, two times, last September 28, 2016 vs. Los Angeles (NL)
 CAREER WINNING STREAK.....Two games, two times, last August 21 - 28, 2016
 CAREER 10-STRIKEOUT GAMES.....None
 CAREER HOME RUNS HIT.....None

CAREER TRANSACTIONS

2010.....Signed by the St. Louis Cardinals a non-drafted free agent, November 28.
 2015.....Selected by the Colorado Rockies from the St. Louis Cardinals in the first round of the Major League phase of the 2015 Rule 5 Draft.
 2015.....Acquired by the San Diego Padres from the Colorado Rockies in exchange for a PTBNL or cash considerations, December 10.



@JosePirela12

17

JOSE PIRELA

INFIELDER/OUTFIELDER



BATS/THROWS: R/R

OPENING DAY AGE: 27

BORN: November 21, 1989 in Valera, Venezuela

RESIDENCE: Maracaibo, Venezuela

ACQUIRED: From NYY in exchange for RHP Ronald Herrera: November 11, 2015

CONTRACT STATUS: Signed through 2017

HEIGHT/WEIGHT: 5-11/215

SERVICE TIME: 0.150

NON-ROSTER INVITEE

CAREER

2016: Played the majority of his season with El Paso, missing much of the year after landing on the disabled list on 6/6.

- Recalled for his first stint with the Padres on 4/22 before being optioned back on 4/26...recalled for a second stint on 5/8 before being optioned back to El Paso on 5/21.
- Made 10 starts total for the Padres during his two stints, including nine at second base and one in right field.

2015: Played in 37 games for the Yankees, setting career-highs in nearly every offensive category while also playing in 64 minor league games.

- Began the season on the Major League seven-day disabled list with a concussion, suffered in Spring Training on 3/22 after crashing into the outfield wall.
- After rehabbing with Single-A Tampa, Double-A Trenton and Triple-A Scranton/Wilkes-Barre, was reinstated from the DL on 5/6 and hit .256 (11-for-43) over 18 games for the Yankees before being optioned to Triple-A on 6/10.
- Recalled for a second stint on 6/23 and optioned back to Triple-A on 7/9...recalled a third time on 9/1, spending the remainder of the season with the Big League club.
- Hit a solo home run on 6/7 vs. LAA, his first career home run, off of C.J. Wilson.
- Over 60 games total for Scranton/Wilkes-Barre, hit .325 (75-for-231) with 18 extra-base hits, 23 RBI and 40 runs.

2014: Made his Major League debut for the Yankees, playing in seven games for New York while spending the majority of the season with Triple-A Scranton/Wilkes-Barre.

- Selected by the Yankees on 9/16 and made his Major League debut on 9/22 vs. BAL, starting as the designated hitter and going 2-for-3 with a triple, RBI and two runs scored...became the fifth player in Yankees history to make his Big League debut as a starting designated hitter, joining Darryl Jones (1979), Kevin Maas (1990), Shelley Duncan (2007) and Jesus Montero (2011), per ELIAS...collected his first hit with a third-inning, RBI-triple and score his first run later in the inning...was the Yankees' 57th player used in 2014, setting a new franchise record (used 56 players in 2013).
- On 9/25 vs. BAL, singled to lead off the ninth inning and was removed for a pinch runner (Richardson) who eventually scored the game-winning run on Derek Jeter's walk-off hit in his final career game at Yankee Stadium.
- With Scranton/WB, saw time at first base, second base, shortstop, left field, center field, right field and DH.
- Named an International League Mid-Season and Post-Season All-Star for Scranton/WB...also named an Organization All-Star for the Yankees by MiLB.com...named the starting second baseman for the IL All-Star Game.
- Overall for Scranton/WB, hit .305 (163-for-535) with 21 doubles, 11 triples, 10 home runs, 60 RBI and 87 runs scored in 130 games, leading the International League in hits, runs and triples and ranked second in total bases (236).
- Earned IL Player of the Month honors in June, hitting .336 (40-for-119) with four doubles, four home runs, 18 RBI and 21 runs scored in 28 games.
- Following the season, played for Aguilas del Zulia in the Venezuelan Winter League, hitting .296 (50-for-169) with 11 doubles, six home runs, 22 RBI and 31 runs scored in 47 games.

2013: Spent the majority of the season with Double-A Trenton, hitting .272 (125-for-459) with 27 doubles, five triples, 10 home runs, 62 RBI and 73 runs scored in 124 games played.

- Had a 13-game hitting streak from 6/30-7/15, hitting .426 (20-for-47) over that stretch and recording multiple hits in five straight games from 7/6-12 (.579, 11-for-19)...came shortly after a 10-game hitting streak from 6/14-24, during which he hit .429 (15-for-35) with two home runs and nine RBI.
- Promoted to Triple-A Scranton/Wilkes-Barre on 7/24 and hit safely in each of his five games with the RailRiders, hitting .304 (7-for-23) before being transferred back to Trenton on 7/29.
- Combined at Trenton and Scranton/WB to hit .318 (94-for-296) in June, July and August.
- Hit .269 (7-for-26) with three RBI and seven runs scored during the Eastern League playoffs.
- Following the season, appeared in 63 games for Zulia in the Venezuelan Winter League, hitting .332 (82-for-247) with 13 doubles, seven triples, six home runs, 44 RBI and 58 runs scored...ranked among VWL leaders in runs (first), triples (tied for first), doubles (tied for fourth) and batting average (fifth)...produced hitting streaks of 11 games (10/16-27), 10 games (11/6-16) and 16 games (11/30-12/28)...recorded 25 multi-hit games, including seven straight from 11/7-14 (.500, 16-for-32).

QUICK HIT

- First MLB Hit:** September 22, 2014 vs. Baltimore, RBI-triple off of Wei-Yen Chen (Major League debut)
- First MLB Home Run:** June 7, 2015 vs. Los Angeles (AL), solo off of C.J. Wilson

2012: Spent the entire season with Double-A Trenton, hitting .293 (93-for-317) with 19 doubles, three triples, eight home runs, 33 RBI and 55 runs scored in 82 games.

- Played in 52 games with Zulia in the Venezuelan Winter League following the season, hitting .264 (53-for-201).

2011: Played the entire season with Double-A Trenton, hitting .239 (112-for-468) with 21 doubles, four triples, eight home runs, 45 RBI and 50 runs scored in 128 games.

- Following the season, played in 60 games for Zulia of the Venezuelan Winter League, hitting .301 (71-for-236).

2010: Played the entire season with Single-A Tampa, hitting .252 (125-for-497) with 15 doubles, 13 triples, five home runs, 61 RBI and 68 runs scored along with 30 stolen bases in 130 games, helping Tampa win the Florida State League championship.

- Tied for the Florida State League lead in triples and tied for second on the team in stolen bases.
- Played in six postseason games for Tampa, hitting .208 (5-for-24) with a double, two RBI and three stolen bases.
- Following the season, appeared in 23 games for the Phoenix Desert Dogs of the Arizona Fall League, hitting .180 (16-for-89) with three doubles, one home run, five RBI and two stolen bases...also played in 29 games with Zulia of the Venezuelan Winter League, hitting .333 (34-for-102) with three home runs.

2009: Spent the entire season with Single-A Charleston, hitting .295 (119-for-404) with 23 doubles, six triples, 46 RBI and 65 runs scored in 97 games.

2008: Spent entire season with the Gulf Coast League Yankees, hitting .234 (33-for-141) with four doubles, one triple, 10 RBI and 19 runs score in 35 games.

2007: Made his professional debut with the Yankees' Dominican Summer League Affiliate, hitting .273 (65-for-238) with seven doubles, three triples, four home runs, 29 RBI, 44 runs scored and 15 stolen bases in 65 games.

PERSONAL

Jose Manuel Pirela...originally signed by the New York Yankees as a non-drafted free agent on July 2, 2006.

JOSE PIRELA'S CAREER BATTING RECORD

YR	CLUB	AVG	G	AB	R	H	2B	3B	HR	RBI	SH	SF	HP	BB	SO	SB	CS	OBP	SLG	E
2007	DSL Yankees (R)	.273	65	238	44	65	7	3	4	29	0	6	5	34	36	15	5	.367	.378	29
2008	GCL Yankees (R)	.234	35	141	19	33	4	1	0	10	0	1	3	8	19	4	2	.288	.277	3
2009	Charleston (A)	.295	97	404	65	119	23	6	0	46	4	1	1	37	65	9	8	.354	.381	17
2010	Tampa (A)	.252	130	497	68	125	15	13	5	61	8	7	4	57	87	30	7	.329	.364	30
2011	Trenton (AA)	.239	128	468	50	112	21	4	8	45	8	7	13	25	88	9	7	.292	.353	39
2012	Trenton (AA)	.293	82	317	55	93	19	3	8	33	7	2	6	26	48	9	3	.356	.448	11
2013	Trenton (AA)	.272	124	459	73	125	27	5	10	62	1	5	9	56	61	18	3	.359	.418	16
	Scranton/WB (AAA)	.304	5	23	3	7	0	0	0	1	0	0	0	1	2	1	0	.333	.304	0
2014	Scranton/WB (AAA)	.305	130	535	87	163	21	11	10	60	2	4	3	37	74	15	7	.351	.441	9
	NEW YORK-AL	.333	7	24	6	8	1	2	0	3	0	0	0	1	4	0	0	.360	.542	1
2015	Tampa (A)@	.000	1	4	1	0	0	0	0	0	0	0	0	0	0	0	0	.000	.000	0
	Trenton (AA)@	.100	3	10	1	1	1	0	0	0	0	0	0	1	3	0	0	.182	.200	1
	Scranton/WB (AAA)@	.325	60	231	40	75	14	1	3	23	0	2	2	24	22	5	2	.390	.433	6
	NEW YORK-AL	.230	37	74	7	17	3	0	1	5	1	1	0	2	16	1	0	.247	.311	4
2016	El Paso (AAA)	.248	35	137	19	34	7	3	2	16	0	0	0	9	21	1	1	.295	.387	1
	SAN DIEGO	.154	15	39	2	6	2	0	0	1	0	0	0	1	9	0	1	.175	.205	1
	Major League Totals	.226	59	137	15	31	6	2	1	8	2	1	0	4	29	1	1	.246	.321	6
	Minor League Totals	.275	895	3464	525	952	159	50	50	386	30	35	46	315	526	116	45	.340	.393	162

*Led league +Tied for league lead @Rehab assignment

CAREER FIELDING

POSITION	PCT.	G	PO	A	E	TC	DP
Second Base	.951	43	50	67	6	123	18
Outfield	1.000	4	2	1	0	3	0
Left Field	1.000	2	1	1	0	2	0
Right Field	1.000	2	1	0	0	1	0
Career Total	.952	47	52	68	6	126	18

SINGLE-GAME HIGHS

HITTING STREAK.....Four games, May 30 - June 7, 2015
 HITS2, eight times, May 10, 2016 at Chicago (NL)
 DOUBLES1, six times, last May 17, 2016 vs. San Francisco
 RBI2, twice, last June 24, 2015 vs. Philadelphia
 RUNS SCORED2, five times, last May 10, 2016 at Chicago (NL)
 WALKS1, four times, last May 14, 2016 at Milwaukee
 STRIKEOUTS.....2, seven times, last May 12, 2016 at Milwaukee
 CAREER WALK-OFF HITS.....None

CAREER TRANSACTIONS

2006.....Signed by the New York Yankees as a non-drafted free agent, July 2.
 2015.....Acquired by the San Diego Padres from the New York Yankees in exchange for RHP Ronald Herrera, November 21.
 2016.....Signed by the San Diego Padres as a minor league free agent, December 13

@Quack1128

KEVIN QUACKENBUSH

RIGHT-HANDED PITCHER

59



BATS/THROWS: R/R

OPENING DAY AGE: 28

BORN: November 28, 1988 in Land O'Lakes, FL

RESIDENCE: Land O'Lakes, FL

ACQUIRED: Signed as an eighth-round selection in the 2011 First-Year Player Draft

CONTRACT STATUS: Signed through 2017

HEIGHT/WEIGHT: 6-4/240

SERVICE TIME: 2.155

CAREER

2016: Set career highs in several categories, including wins (seven), innings pitched (59.2), appearances (60) after he posted a 7-7 record with two saves, a 3.92 ERA (26 ER, 59.2 IP), 42 strikeouts against 22 walks while limiting the opposition to a .242 (55-for-227) batting average.

- Made his first career Opening Day roster...optioned to Triple-A El Paso on 5/24 and recalled on 6/4...optioned back to El Paso on 7/24 and recalled again 8/16 and remained with the Major League club for the rest of 2016.
- Recorded two saves for the Padres in 2016 (8/27 at Miami and 9/13 vs. SF), his first saves since the 2014 campaign when he converted six of his seven save opportunities.
- In nine relief appearances for El Paso, posted a 1-0 record with a 2.08 ERA (3 ER, 13.0 IP), 16 strikeouts against two walks and converted both of his two save opportunities.

QUICK HIT

- **Named 2012 MiLB Relief Pitcher of the Year** after posting a 0.94 ERA in 52 outings at Lake Elsinore.

- **First MLB Win:** May 27, 2014 at Arizona
- **First MLB Save:** August 20, 2014 at Los Angeles (NL)

2015: Split the season between Triple-A El Paso and San Diego, making 57 relief appearances for the Padres, going 3-2 with a 4.01 ERA (26 ER, 58.1 IP) and 58 strikeouts against 20 walks while holding opponents to a .240 average.

- Started the season with Triple-A El Paso where he pitched to a 0.77 ERA (1 ER, 11.2 IP) with 14 strikeouts and two walks while limiting opponents to a .171 batting average in nine games.
- Limited right-handed hitters to a .197 batting average (24-for-122) for San Diego, including a .103 mark (4-for-39) over his final 21 games of the season...his opponents batting average against right-handers from 8/15 through the end of the season was the sixth-best mark in baseball and the third-best in the National League (min 35 batters faced).
- Went 1-1 with a 3.74 ERA (14 ER, 33.2 IP) and 32 strikeouts against 13 walks with a .226 opponents batting average in 33 games at Petco Park on the year...over his final 14 appearances of the season in downtown San Diego 8/12 through the end of the season he went 1-0 with a 1.35 ERA (2 ER, 13.1 IP).

2014: Split the season between Triple-A El Paso and San Diego, pitching to a 3-3 record with a 2.48 ERA (15 ER, 54.1 IP) and six saves in 56 games in his Major League debut.

- Selected from Triple-A El Paso on 4/25 and made his Major League debut that night, allowing two runs on two hits with a strikeout and a walk over 1.2 innings at WSH.
- Overall, recalled to the big leagues five times, all of which came in a 22-day span from 4/25 to 5/17.
- Earned his first career win on 5/27 at ARI after working 1.1 scoreless innings...recorded his first save on 8/20 at LAD.
- His six saves during the 2014 season were tied for the fifth-most in franchise history by a rookie pitcher behind only Butch Metzger in 1976 (16), Luis DeLeon in 1982 (15), Al Severinsen in 1971 (8) and Dale Thayer in 2012 (7).
- His 56 strikeouts were tied for the 10th-most in franchise history by a rookie reliever while his 9.28 strikeouts per nine innings were the sixth-best in franchise history by a rookie relief pitcher.
- Also recorded 10 holds, making him one of two Padres rookie pitchers since 1994 to record 6+ saves and 10+ holds in the same season, joining Dale Thayer in 2012 (seven saves, 22 holds)...overall, he was the 10th National League pitcher to accomplish this feat and 17th Major League pitcher to do so.
- Posted a 1.26 ERA (2 ER, 14.1 IP) and six saves in 13 games for El Paso.

2013: Continued his ascent in the organization, splitting his season between Double-A San Antonio and Triple-A Tucson, posting a 10-2 record with a 1.66 ERA (12 ER, 65.0 IP).

- Opened the campaign with San Antonio, allowing one earned run and two extra-base hits (one double, one home run) in 31.0 innings and was named to league's All-Star squad...did not play due to promotion to Triple-A Tucson.
- After early struggles following promotion to Tucson (6.75 ERA over first five outings), posted a 1.98 ERA over his final 23 appearances.

2012: Voted by fans as MiLB.com Relief Pitcher of the Year after going 3-2 with a 0.94 ERA (6 ER, 57.2 IP), 27 saves in 30 opportunities and 70 strikeouts against 22 walks in 52 outings for Single-A Lake Elsinore.

- Led the California League with 27 saves and finished tied for sixth with 52 appearances.
- Named a California League mid- and post-Season All-Star.
- Pitched in the Arizona Fall League following the season, posting a 2.45 ERA (3 ER, 11.0 IP) with 16 strikeouts against three walks over 11 relief outings...selected to play in the Arizona Fall League Rising Stars game.

2011: Split the campaign between Short-Season Eugene and Single-A Fort Wayne...combined to go 2-1 with a 0.64 ERA (3 ER, 42.0 IP), 18 saves and 71 strikeouts against 12 walks in 35 total outings.

- Began the year with Eugene, posting a 0.44 ERA (1 ER, 20.2 IP), nine saves and 33 strikeouts against six walks in 17 relief appearances before being promoted to Single-A Fort Wayne.
- Was nine-for-nine in save opportunities for the TinCaps.

PERSONAL

Kevin Robert Quackenbush...attended the University of South Florida where he set a school record for relievers with a 0.80 ERA in 2011...also led the Big East Conference and ranked 13th nationally with 12 saves in 2011...graduated from Jesuit High School (FL) where he pitched no-hitters as both a junior and senior...signed by Padres' scout Willie Bosque.

KEVIN QUACKENBUSH'S CAREER PITCHING RECORD

YR	CLUB	W-L	ERA	G	GS	CG	SHO	SV	IP	H	R	ER	HR	HB	BB	SO	WP	BK	AVG
2011	Eugene (A)	1-0	0.44	17	0	0	0	9	20.2	13	1	1	0	0	6	33	1	0	.188
	Fort Wayne (A)	1-1	0.84	18	0	0	0	9	21.1	12	2	2	0	0	6	38	0	0	.158
2012	Lake Elsinore (A)	3-2	0.94	52	0	0	0	27*	57.2	42	9	6	1	0	22	70	3	0	.205
2013	San Antonio (AA)	2-0	0.29	29	0	0	0	13	31.0	16	4	1	1	3	10	46	0	1	.151
	Tucson (AAA)	8-2	2.91	28	0	0	0	4	34.0	33	14	11	0	2	19	38	0	0	.256
2014	El Paso (AAA)	0-0	1.26	13	0	0	0	6	14.1	9	2	2	0	0	4	12	0	0	.180
	SAN DIEGO	3-3	2.48	56	0	0	0	6	54.1	42	15	2	2	18	56	1	1	.212	
2015	El Paso (AAA)	1-0	0.77	9	0	0	0	2	11.2	6	1	1	0	0	2	14	0	0	.171
	SAN DIEGO	3-2	4.01	57	0	0	0	0	58.1	52	28	26	6	1	20	58	0	1	.240
2016	SAN DIEGO	7-7	3.92	60	0	0	0	2	59.2	55	27	26	8	0	22	42	2	0	.242
	El Paso (AAA)	1-0	2.08	9	0	0	0	2	13.0	12	3	3	0	0	2	16	1	0	.240
Major League Totals		13-12	3.50	173	0	0	0	8	172.1	149	70	67	16	3	60	156	3	2	.232
Minor League Totals		17-5	1.19	175	0	0	0	72	203.2	143	36	27	2	5	71	267	5	1	.199

*Led league +Tied for league lead @Rehab assignment

CAREER BATTING RECORD

YR	CLUB	AVG	G	AB	R	H	2B	3B	HR	RBI	SH	SF	HP	BB	SO	SB	CS	OBP	SLG
Major League Totals		---	0	0	0	0	0	0	0	0	0	0	0	0	0	0	0	---	---

CAREER FIELDING

POSITION	PCT.	G	PO	A	E	TC	DP
Pitcher	1.000	173	5	11	0	16	0

SINGLE-GAME HIGHS

INNINGS PITCHED.....2.0 IP, 16 times, last September 18, 2016 at Colorado
 LOW-HIT COMPLETE GAME.....None
 STRIKEOUTS.....4, two times, last August 19, 2016 vs. Arizona
 MOST HITS ALLOWED.....3, eight times, last September 24, 2016 vs. San Francisco
 MOST RUNS ALLOWED.....4, July 1, 2015 vs. Seattle
 MOST WALKS ALLOWED.....3, September 13, 2015 at San Francisco
 MOST HOME RUNS ALLOWED.....2, April 24, 2016 vs. St. Louis
 CAREER WINNING STREAK.....Two games, two times, last June 18 - 21, 2016
 CAREER 10-STRIKEOUT GAMES.....None
 CAREER HOME RUNS HIT.....None

CAREER TRANSACTIONS

2011.....Signed by the San Diego Padres as an eighth-round selection in the First-Year Player Draft.



COLIN REA

RIGHT-HANDED PITCHER



BATS/THROWS: R/R

OPENING DAY AGE: 26

BORN: July 1, 1990 in Cascade, IA

RESIDENCE: Cascade, IA

ACQUIRED: Signed as a 12th-round selection in the 2011 First-Year Player Draft

CONTRACT STATUS: Signed through 2017

HEIGHT/WEIGHT: 6-5/22530

SERVICE TIME: 1.055

CAREER

2016: Set career highs in every category, including wins (five), games started (19), innings pitched (102.2) while pitching to a 4.82 ERA (55 ER, 102.2 IP).

- Allowed three earned runs or less in seven of his eight starts from 4/13-5/22, posting a 3-2 record with a 3.72 ERA (19 ER, 46.0 IP) while limiting the opposition to a .231 (40-for-173) average.
- The Padres were 11-8 in his 19 starts this season.
- Traded to the Miami Marlins in a seven player trade on July 29 and reacquired on August 1 from the Marlins in exchange for RHP Luis Castillo.
- Missed the final 58 games of the season on the 15-day DL with right elbow soreness...underwent Tommy John surgery on 11/11,
- Entered 2016 as the No. 4 prospect in the Padres organization by ESPN.com and MLB.com and No. 7 by *Baseball America*.

QUICK HIT

- First MLB Win:** August 11, 2015 vs. Cincinnati (Major League debut)

2015: Made his Major League debut for San Diego with six starts after going a combined 5-4 with a 1.95 ERA (22 ER, 101.2 IP) and 80 strikeouts against 23 walks with a .210 opponent in average over 18 starts between Double-A San Antonio and Triple-A El Paso.

- His 1.95 ERA in the minors ranked as fifth-best of any minor leaguer with at least 100.0 innings pitched in 2015.
- Began the season with Double-A San Antonio and went 3-2 with a 1.08 ERA (9 ER, 75.0 IP) and 60 strikeouts against 11 walks with a .185 opponents average over 12 starts...named a Texas League Mid-Season All-Star for the Missions...his ERA at the time of his promotion to Triple-A on 7/3 was leading the Texas League.
- Promoted to El Paso on 7/3, making six starts for the Chihuahuas and going 2-2 with a 4.39 ERA (13 ER, 26.2 IP) before being selected by San Diego for his first career Major League call-up on 8/11.
- Selected to represent the Padres for the U.S. Team at the 2015 SiriusXM All-Star Futures Game at Great American Ball Park on 7/12, recording the final two outs of the game with one strikeout.
- Made his Major League debut for the Padres on 8/11, recording the win after working 5.0 innings and allowing three runs against the Reds...recorded his first career Major League hit in his first plate appearance with a single off of Michael Lorenzen.
- Made his final start of the season on 9/8 vs. COL, throwing 7.0 shutout innings, allowing just two hits.

2014: Played the entire season with Single-A Lake Elsinore, going 11-9 with a 3.88 ERA (60 ER, 139.0 IP) and 118 strikeouts against 37 walks over 28 starts.

- His ERA ranked fourth-best in the California League while his 11 wins ranked tied for fourth.

2013: Combined to go 2-6 with a 4.08 ERA (39 ER, 86.0 IP) and 83 strikeouts against 61 walks over 31 games, 12 starts, between Single-A Fort Wayne and Single-A Lake Elsinore.

- Began the season with Lake Elsinore, going 0-5 with a 6.07 ERA (29 ER, 43.0 IP) over 15 games, nine starts, for the Storm before being transferred to Fort Wayne where he went 2-1 with a 2.09 ERA (10 ER, 43.0 IP) over 16 games, three starts for the TinCaps.
- Over his six relief appearances for Lake Elsinore worked 8.2 scoreless innings with 14 strikeouts against four walks...in his 13 relief appearances for Fort Wayne posted a 1.93 ERA (6 ER, 28.0 IP) with 23 strikeouts against 15 walks.

2012: Played the entire season with Single-A Fort Wayne, going 5-10 with a 4.11 ERA (47 ER, 103.0 IP) and 80 strikeouts against 47 walks over 31 games, 19 starts, for the TinCaps.

- In his 19 starts he went 5-7 with a 3.95 ERA (38 ER, 86.2 IP) and 60 strikeouts against 39 walks.

2011: Made his Major League debut with 15 starts for Single-A Eugene, going 3-4 with a 2.21 ERA (13 ER, 53.0 IP) and 43 strikeouts against 21 walks.

- Over his first seven professional starts, went 3-1 with a 0.93 ERA (3 ER, 29.0 IP) and 22 strikeouts against 10 walks before going 0-3 with a 3.75 ERA (10 ER, 24.0 IP) over his final eight starts.

PERSONAL

Colin D. Rea...married to Megan...graduated from Cascade (IA) High School...named first team All-Conference, All-District and All-State as a senior at Cascade High...also earned All-Conference and All-District honors in basketball...attended University of Northern Iowa, St. Petersburg College (FL) as well as Indiana State University where he was selected out of in the 12th round of the 2001 First-Year Player Draft...originally signed by Padres' scout Jeff Stewart.

COLIN REA'S CAREER PITCHING RECORD

YR	CLUB	W-L	ERA	G	GS	CG	SHO	SV	IP	H	R	ER	HR	HB	BB	SO	WP	BK	AVG
2011	Eugene (A)	3-4	2.21	15	15	0	0	0	53.0	47	18	13	2	6	21	43	6	2	.236
2012	Fort Wayne (A)	5-10	4.11	31	19	0	0	0	103.0	106	61	47	9	8	47	80	8	0	.268
2013	Lake Elsinore (A)	0-5	6.07	15	9	0	0	0	43.0	43	34	29	3	4	39	45	6	1	.272
	Fort Wayne (A)	2-1	2.09	16	3	0	0	0	43.0	34	11	10	1	1	22	38	4	1	.218
2014	Lake Elsinore (A)	11-9	3.88	28	28	0	0	0	139.0	151	65	60	11	7	37	118	4	2	.274
2015	San Antonio (AA)	3-2	1.08	12	12	0	0	0	75.0	50	15	9	1	1	11	60	1	0	.185
	El Paso (AAA)	2-2	4.39	6	6	0	0	0	26.2	29	14	13	2	2	12	20	0	0	.274
	SAN DIEGO	2-2	4.26	6	6	0	0	0	31.2	29	16	15	2	1	11	26	0	0	.246
2016	SAN DIEGO	5-5	4.98	19	18	0	0	0	99.1	101	63	55	12	8	44	76	0	1	.262
	El Paso (AAA)	0-0	9.00	1	1	0	0	0	1.0	1	1	1	0	0	1	2	0	0	.250
	MIAMI	0-0	0.00	1	1	0	0	0	3.1	1	0	0	0	0	0	4	0	0	.100
Major League Totals		7-7	4.69	26	25	0	0	0	134.1	131	79	70	14	9	55	106	0	1	.255
Minor League Totals		26-33	3.39	124	93	0	0	0	483.2	461	219	182	29	29	190	406	29	6	.251

*Led league +Tied for league lead @Rehab assignment

2016 AND CAREER BATTING RECORD

YR	CLUB	AVG	G	AB	R	H	2B	3B	HR	RBI	SH	SF	HP	BB	SO	SB	CS	OBP	SLG
2016	SAN DIEGO	.121	20	33	3	4	1	0	0	1	2	0	0	2	16	0	0	.171	.121
	MIAMI	---	1	0	0	0	0	0	0	0	0	0	0	0	0	0	0	---	---
Major League Totals		.143	28	42	5	6	1	0	0	1	6	0	0	3	20	0	0	.200	.167

CAREER FIELDING

POSITION	PCT.	G	PO	A	E	TC	DP
Pitcher	.964	6	6	21	1	28	3

SINGLE-GAME HIGHS

INNINGS PITCHED.....8.0, May 5, 2016 vs. New York (NL)
 LOW-HIT COMPLETE GAME.....None
 STRIKEOUTS.....7, June 24, 2016 at Cincinnati
 MOST HITS ALLOWED.....9, June 13, 2016 vs. Miami
 MOST RUNS ALLOWED.....8, June 13, 2016 vs. Miami
 MOST WALKS ALLOWED.....4, four times, last July 25, 2016 at Toronto
 MOST HOME RUNS ALLOWED.....3, July 20, 2016 at St. Louis
 CAREER WINNING STREAK.....Two games, three times, last June 24 -July 1, 2016

CAREER TRANSACTIONS

2011.....Signed by the San Diego Padres as a 12th-round selection in the First-Year Player Draft.
 2016.....Traded to the Miami Marlins in a seven player trade on July 29 and reacquired on August 1 from the Marlins in exchange for RHP Luis Castillo.



HUNTER RENFROE

OUTFIELDER

10

BATS/THROWS: R/R

OPENING DAY AGE: 25

BORN: January 28, 1992 in Crystal Springs, MS

RESIDENCE: Nashville, TN

ACQUIRED: Signed as a first-round (13th overall) selection in the 2013 First-Year Player Draft

CONTRACT STATUS: Signed through 2017

HEIGHT/WEIGHT: 6-1/214

SERVICE TIME: 0.012

CAREER

2016: Spent the majority of the season with Triple-A El Paso and was named Most Valuable Player of the Pacific Coast League before making his Major League debut with the Padres.

- Got his first taste of the Majors, receiving his first career call-up on 9/21 and hit .371 (13-for-35) with three doubles, four homers and 14 RBI in 11 games before the end of the regular season.
- Earned National League Player of the Week honors during the final week of the season, hitting .409 (9-for-22) with an NL-best 13 RBI during that week.
- In just his sixth Major League game on 9/27 vs. the Dodgers at Petco Park, he hit two home runs and drove in seven runs total... per ELIAS, since 1920, only two other players have driven in as many as seven runs in a single game within their first 20 games in the Major Leagues, including J.R. Towles for Houston in 2007 (eight RBI in his sixth game) and Jarrett Parker for San Francisco (seven RBI in his 14th game).
- The next day on 9/28 vs. Los Angeles he hit a home run and drove in four, becoming the first rookie to hit at least three home runs and 11 RBI over a two-game span since Fred Lynn did so in 1975, per ELIAS, the year Lynn became the first ever to win an MVP and Rookie of the Year award in the same season.
- His seven RBI game was just one shy of the Padres team record for most RBI in a single game, with eight by Ken Caminiti on 9/19/95 and eight by Nate Colbert on 8/1/72.
- His seven RBI were the most ever in a single game by a Padres rookie, breaking the previous record of six by Ryan Schimpf set earlier in the season on 8/12 at New York-NL.
- Made his Major League debut with a pinch-hit appearance on 9/21 vs. Arizona, drawing an international walk in his first career plate appearance.
- Received his first career start the next day on 9/22 vs. San Francisco, playing right field and going 2-for-4.
- Hit his first career home run on 9/24 vs. San Francisco off of Madison Bumgarner.
- Selected to the U.S. Roster in the 2016 Futures Game played at Petco Park, starting the game for the U.S. in right field, batting cleanup and going 0-for-2 with a walk.
- After spending the majority of the season with Triple-A El Paso where he helped the Chihuahuas win their first ever Pacific Coast League title, he was also named the 2016 PCL Most Valuable Player, hitting .306 (163-for-533) with 34 doubles, five triples, 30 home runs, 105 RBI and 95 runs scored in 133 games, ranking tied for the PCL lead in homers.
- Renfroe was also honored with PCL mid-season and post-season All-Star selections.
- In the first half of the season with El Paso he hit .335 (119-for-355) with 27 doubles, four triples, 21 home runs, 76 RBI and 68 runs scored in 84 games before hitting .247 (44-for-178) with seven doubles, one triple, nine homers, 29 RBI and 27 runs over his final 49 games in the second half for the Chihuahuas.

QUICK HIT

- His seven-RBI game on 9/27 vs. LAD was just one shy of the Padres all-time record.
- Selected to the US roster for the 2016 SiriusXM Futures Game in San Diego for the second time in his career (also, 2014 in Minnesota).
- First MLB Hit: September 22, 2016 vs. San Francisco, single off of Jeff Samardzija
- First MLB Home Run: September 24, 2016 vs. San Francisco, solo off of Madison Bumgarner

2015: Hit a combined .272 (139-for-511) with 27 doubles, five triples, 20 home runs, 78 RBI and 65 runs scored in 133 games between Double-A San Antonio and Triple-A El Paso.

- Began the season with San Antonio, hitting .259 (109-for-421) with 22 doubles, three triples, 14 home runs, 54 RBI and 50 runs scored in 112 games before being promoted to El Paso on 8/19.
- Hit .333 (30-for-90) with 13 extra-base hits in 21 games for El Paso.
- Over four postseason games for El Paso he went 5-for-17 (.294) with three home runs, six RBI and four runs scored.

2014: Split the season between Single-A Lake Elsinore and Double-A San Antonio and was named to the California League mid-season All-Star Team.

- Opened the season in Lake Elsinore, hitting .295 with 21 doubles, three triples, 16 home runs, 52 RBI and 46 runs in 69 games.
- Made the start in right field for the California League All-Stars on 6/17 in the California League-Carolina League All-Star Game in Wilmington, DE.
- Selected to the US roster at the SiriusXM Futures Game at Target Field in Minneapolis on 7/13, getting the start in right field and going 1-for-2.
- Tabbed as the ninth-best prospect in the California League by *Baseball America* following the season.
- Promoted to San Antonio on 6/18 where he hit .232 with 12 doubles, five home runs, 23 RBI and 23 walks in 60 games for the Missions.

2014 continued....

- Following the season, played for the Surprise Saguaros of the Arizona Fall League, where he led the league in extra-base hits (16), total bases (58), slugging percentage (.569), was tied for the league lead in home runs (six), ranked tied for second in doubles (9), third in RBI (20) and fourth in hits (29).
- Was named to the AFL West Division Fall Stars Team, hitting a pinch-hit home run in the sixth inning...was named to the AFL's All-Prospect Team following the winter season.
- Enters the 2015 season ranked by *Baseball America* as being the third-best prospect as well as being tabbed as being the "Best Power Hitter" and "Best Defensive Outfielder" in the Padres system.

2013: Split his first professional season between Short-Season Eugene and Single-A Fort Wayne and was named a Northwest League mid-season All-Star.

- Saw his first action as a professional with Eugene where he hit .308 with nine doubles, four home runs, 18 RBI and 20 runs scored in 25 games for the Emeralds.
- Came off the bench in the Northwest League All-Star Game and went 1-for-2, including the game-winning RBI single in the ninth inning for the South Division All-Stars.
- Promoted to Single-A Fort Wayne on 8/10 and hit .212 with two home runs and seven RBI in 18 games for the TinCaps.
- Following the season, was ranked by *Baseball America* as being the fourth-best prospect in the Padres system and the second-best in the Northwest League...was also named the "Best Power Hitter" in San Diego's system.

PERSONAL

Dustin Hunter Renfroe...married to Courtney...graduated from Copiah Academy in Gallman, MS...set a Mississippi Association of Independent Schools record with 20 home runs and was named Player of the Year after his senior year in 2010...also played for the Colonels football, basketball and track teams...was selected by the Boston Red Sox in the 31st round of the 2010 First-Year Player Draft, but chose to attend Mississippi State...hit .345 with 16 home runs and 65 during his junior season in 2013 and led the Bulldogs to the College World Series finals, their first championship appearance in any sport...originally signed by Padres' scout Andrew Salvo.

HUNTER RENFROE'S CAREER BATTING RECORD

YR	CLUB	AVG	G	AB	R	H	2B	3B	HR	RBI	SH	SF	HP	BB	SO	SB	CS	OBP	SLG	E
2013	Eugene (A)	.308	25	104	20	32	9	0	4	18	0	2	0	5	26	2	0	.333	.510	1
	Fort Wayne (A)	.212	18	66	6	14	5	0	2	7	1	0	1	4	23	0	0	.268	.379	2
2014	Lake Elsinore (A)	.295	69	278	46	82	21	3	16	52	0	3	7	28	81	9	3	.370	.565	5
	San Antonio (AA)	.232	60	224	17	52	12	0	5	23	0	2	0	25	53	2	1	.307	.353	6
2015	El Paso (AAA)	.333	21	90	15	30	5	2	6	24	0	1	0	4	20	1	0	.358	.633	3
	San Antonio (AA)	.259	112	421	50	109	22	3	14	54	0	6	3	33	112	4	1	.313	.425	6
2016	El Paso (AAA)	.306	133	533	95	163	34	5	30	105	0	4	4	22	115	5	2	.336	.557	3
	SAN DIEGO	.371	11	35	8	13	3	0	4	14	0	0	0	1	5	0	0	.389	.800	2
Major League Totals		.371	11	35	8	13	3	0	4	14	0	0	0	1	5	0	0	.389	.800	2
Minor League Totals		.281	438	1716	249	482	108	13	77	283	1	18	15	121	430	23	7	.330	.494	26

*Led league +Tied for league lead @Rehab assignment

CAREER FIELDING

POSITION	PCT.	G	PO	A	E	TC	DP
Right Field	.882	9	14	1	2	17	0

SINGLE-GAME HIGHS

HITTING STREAK.....Six games, September 27 - October 2, 2016
 HITS.....2, five times, last October 1, 2016 at Arizona
 DOUBLES.....1, three times, last October 2, 2016 at Arizona
 RBI.....7, September 27, 2016 vs. Los Angeles (NL)
 RUNS SCORED.....2, three times, last September 28, 2016 at Los Angeles (NL)
 WALKS.....1, September 21, 2016 vs. Arizona
 STRIKEOUTS.....2, September 28, 2016 vs. Los Angeles (NL)
 STOLEN BASES.....None
 CAREER WALK-OFF HITS.....None

HOME RUNS

CAREER MULTI-HOME RUN GAMES (1)....September 27, 2016 vs. Los Angeles (Kenta Maeda and Louis Coleman)
 CAREER GRAND SLAMS (1).....September 27, 2016 vs. Los Angeles (Louis Coleman)
 CAREER PINCH-HIT.....None
 CAREER WALK-OFF.....None
 CAREER LEAD-OFF.....None

CAREER TRANSACTIONS

2010.....Selected by the Boston Red Sox in the 31st-round of the First-Year Player Draft (did not sign).
 2013.....Signed by the San Diego Padres as a first-round (13th overall) selection in the First-Year Player Draft.



CLAYTON RICHARD

LEFT-HANDED PITCHER



BATS/THROWS: R/R

OPENING DAY AGE: 33

BORN: September 12, 1983 in Lafayette, IN

RESIDENCE: Lafayette, IN

ACQUIRED: Signed as a free agent to a Major League contract: December 20, 2016

CONTRACT STATUS: Signed through 2017

HEIGHT/WEIGHT: 6-5/242

SERVICE TIME: 6.163

CAREER

2016: Began the season with the Chicago Cubs and worked in 25 games (all in relief) before being designated for assignment on 7/26 and released on 8/3...signed by the Padres as a free agent to a Major League contract on 8/6.

- Made nine total starts for the Padres and went 3-3 with a 2.41 ERA (14 ER, 52.1 IP) with the Padres 6-3 in those starts.
- In his four starts at Petco Park he posted a 2-1 record and a 1.42 ERA (4 ER, 25.1 IP) with the Padres 3-1 in those starts, compared to his 1-2 road record and a 3.33 ERA (10 ER, 27.0 IP) with the Padres 3-2 in those starts.
- Went 2-1 with a 0.36 ERA (1 ER, 25.0 IP) over four starts from 8/20 - 9/8 with the Padres 3-1 in those starts.
- Earned his first win as a Padre since 6/16/13 on 8/27 at MIA, working 7.0 scoreless innings allowing eight hits and one walk while striking out three in the team's 1-0 victory.
- Went 0-1 with a 6.43 ERA (10 ER, 14.0 IP) in 25 relief appearances for the Cubs.

QUICK HIT

- **First MLB Win:** August 19, 2008 vs. Seattle

2015: Acquired from PIT on July 3 for cash considerations and went 4-2 with two holds and a 3.83 ERA (18 ER, 42.1 IP) in 23 appearances with the Cubs, including three starts...was his first Major League action since appearing in 12 games with San Diego in 2013.

- Went 2-0 with a 3.00 ERA (6 ER, 18.0 IP) in three starts with the Cubs, including quality starts on 7/4 vs. MIA and 8/2 at MIL...pitched a season-high 6.1 innings in his Cubs debut on 7/4 vs. MIA, allowing just two runs on eight hits.
- Pitched exclusively in relief from 8/12 through the end of the season, going 2-2 with a 3.38 ERA (8 ER, 21.1 IP) in 19 outings...made three relief appearances of at least 3.0 innings, including a 4.0-inning effort on 9/13 at PHI.
- Stranded 10 of his 15 inherited runners while pitching in relief.
- Allowed just 12 earned runs in 33.0 innings (3.27 ERA) following the All-Star Break.
- Held left-handed hitters to a .234 average (15-for-64) while righties batted .294 (32-for-109).
- Was optioned to Triple-A Iowa 7/23 and made one start with the I-Cubs, tossing 7.0 scoreless frames on 7/28 at Nashville...returned to the Cubs 8/5 and remained with the Major League club through the end of the season.
- Closed out the regular season with five-straight scoreless outings beginning 9/19...pitched 3.1 innings in that stretch.
- With Indianapolis, did not allow an earned run in three-straight starts from 5/29 - 6/8...allowed just 16 hits and five unearned runs in 21.2 innings...went 3-1 with a 1.62 ERA (6 ER/33.1 IP) in June.
- Did not allow a run in six post-season relief appearances spanning 4.2 innings...held opponents to a .188 average (3-for-16), walking one and striking out three.

2014: Missed most of the season recovering from acromioclavicular (AC) joint surgery performed in 2013, and thoracic outlet surgery performed in February...signed a minor league contract with Arizona on 8/1.

- Made his season debut with Double-A Mobile 8/10 vs. Tennessee, allowing six runs in 3.0 innings, taking a no-decision.
- Lost each of his last two starts with Mobile before being transferred to Triple-A Reno on 8/25.
- Started and allowed three runs in 6.1 innings in his only appearance with Reno on 8/28 at Sacramento...earned the win.

2013: Was limited to 12 appearances (11 starts) with the Padres before being placed on the disabled list for the rest of the season on 6/22 with a left shoulder strain...underwent left shoulder surgery.

- Went 2-5 with a 7.01 ERA (41 ER/52.2 IP) in his 12 outings with San Diego ... allowed 65 hits and walked 21 batters.
- Was placed on the disabled list 5/5 with a viral infection...made two starts with Triple-A Reno as part of a rehab assignment before being activated on 5/27.
- Made his last appearance of the season on 6/21 vs. LAD, throwing just two pitches before leaving the game...was placed on the disabled list the following day.

2012: Set career highs in innings pitched (218.2) and tied his career high in wins (14) and games started (33)...led the club with 18 quality starts.

- His 218.2 innings pitched were fourth-most among N.L. pitchers and ninth-most among all Major League pitchers.
- Held left-handed hitters to a .241 (48-for-199) opponents batting average with just two home runs to left-handed hitters.
- Tossed a five-hit shutout 8/8 vs. CHC, the second shutout of his career.
- Went 5-0 over a six-start stretch from 8/19 - 9/20, posting a 3.38 ERA (15 ER, 40.0 IP) during that span.
- Went 5-1 with a 2.42 ERA (12 ER, 44.2 IP) in six August starts, tied for the most wins ever by a Padres pitcher in the month of August.
- From 6/12 through the end of the season, went 12-7 with a 3.68 ERA (58 ER, 142.0 IP) and 64 strikeouts against 21 walks in his final 21 starts.

2012 continued...

- In 14 starts at Petco Park, went 8-5 with a 3.02 ERA (32 ER, 95.1 IP), a .245 (90-for-367) opponents average and 51 strikeouts against 15 walks, with the Padres 9-5 in his starts at home.
- Went 2-for-2 at the plate with three RBI on 6/22 vs. SEA, earning the victory that day and becoming the first pitcher in Padres history to get a hit in each of his official at-bats, drive in three runs and get the win in the same game (ELIAS).
- Hit his first career home run in the third inning off Shaun Marcum, a solo shot, on 10/1 at MIL.
- Allowed a career-high 31 home runs, the most among all National League pitchers and seventh-most among Major League pitchers.

2011: Made 18 starts for the Padres before undergoing season-ending arthroscopic surgery on his left shoulder on July 29.

- Won each of his last three starts before landing on the disabled list, posting a 1.59 ERA (3 ER, 17.0 IP) over that stretch.
- Placed on the 15-day disabled list 7/5 with a strained left shoulder and transferred to the 60-day DL on 8/26.
- Had a career-long five-game losing streak from 5/21 to 6/17, going 0-5 with a 3.79 ERA (15 ER/35.2 IP) ... received just five runs of support total during that span.
- Received 40 runs of support all season, with 17 of those coming in two outings...had two or fewer runs of support in 12 of his 18 starts.

2010: Made a career-high 33 starts for the Padres in 2010, leading the club with a career-high 201.2 innings ... also established career bests in ERA (3.75), strikeouts (153) and wins (14).

- Became the first Padres southpaw since Bruce Hurst in 1989 to lead the team in innings pitched (ninth time overall).
- Tossed his first complete game shutout 9/21 at LAD.
- Began the season by going 6-4 with a 2.74 ERA (31 ER, 102.0 IP) over his first 16 starts from 4/9 - 6/30.
- Struck out a career-high 10 batters on 6/30 vs. COL.
- Recorded a career-best tying five-game winning streak over six starts from 7/28 - 8/24.
- Went 6-6 with a 3.15 ERA (37 ER, 105.2 IP) in 17 starts at Petco Park and 8-3 with a 4.41 ERA (47 ER, 96.0 IP) in 16 starts on the road.
- Held left-handed hitters to a .228 (47-for-206) opponents batting average while right-handers hit at a .281 (159-for-565) clip...15 of his 16 home runs allowed were to right-handers.

2009: Split the season between the White Sox and Padres, making a combined 38 appearances (26 starts) ... acquired by the Padres on 7/31 along with three other pitchers in exchange for Jake Peavy.

- Combined to go 9-5 with a 4.41 ERA (75 ER, 153.0 IP) in his 38 games between CHW and SD.
- Began the season in the bullpen, posting a 4.32 ERA (8 ER, 16.2 IP) in 12 relief appearances with CWS...moved to the CWS rotation beginning 5/12 and started the rest of the season.
- As a starter, combined to go 9-5 with a 4.42 ERA (67 ER, 136.1 IP) in his 26 starts between Chicago and San Diego.
- Tossed 8.0 innings of one-run ball in each of his last two starts with CWS (7/21 vs. TB; 7/26 at DET)... both outings marked career highs for innings pitched.
- Struck out a then-career high eight batters on two occasions: 5/23 vs. PIT and 9/13 vs. Colorado.
- Finished the season going 1-0 with a 0.95 ERA (2 ER, 19.0 IP) in his last three outings...worked at least 6.0 innings in each game, tossing shutout ball twice.

2008: Made his Major League debut, going 2-5 with a 6.04 ERA (32 ER, 47.2 IP) in 13 games (eight starts) over two stints with the White Sox...also made 20 starts between Double-A Birmingham and Triple-A Charlotte.

- With the White Sox, he was 2-5 with a 6.35 ERA (28 ER, 39.2 IP) as a starter and 0-0 with a 4.50 ERA (4 ER, 8.0 IP) in relief.
- Did not factor in the decision in his Major League debut on 7/23 vs. TEX (4 ER, 4.0 IP)...struck out seven, the most by a Sox starter making his debut since Ravelo Manzanillo fanned eight, 9/25/88 vs. KC.
- Optioned to Charlotte on 8/5 and recalled on 8/15 ... made his first relief appearance 8/17 at OAK, striking out two in 1.0 scoreless inning...earned his first win 8/19 vs. Seattle with 6.0 scoreless innings...won his second straight start 8/25 at BAL (3 ER, 6.0 IP).
- Went 12-6 with a 2.48 ERA (35 ER, 127.2 IP) in 20 combined starts between Charlotte and Birmingham...went 9-0 with a 1.72 ERA (13 ER, 68.2 IP) in his last 10 minor league starts.
- Was the starting pitcher for the United States team in the All-Star Futures game on 7/13 at Yankee Stadium, allowing one unearned run in 1.0 inning...selected to the initial U.S. Olympic roster, but did not play following his promotion to the Sox.
- Made two relief appearances in the ALDS vs. Tampa Bay, allowing one run over 6.1 innings with six strikeouts ... struck out five in Game One at Tropicana Field, tying a club playoff record for strikeouts by a reliever (Jose DeLeon in Game 5 of the 1993 ALCS at TOR).

2007: Spent the season with Single-A Winston-Salem, going 8-12 with a 3.63 ERA (65 ER, 161.1 IP) over 28 games (27 starts).

- Finished second in the Carolina League in innings pitched and eighth in ERA ... ranked among organizational leaders in innings pitched (third), complete games (tied-third) and ERA (sixth).

2006: Combined to go 7-9 with a 3.85 ERA (51 ER, 119.1 IP) in 22 games (21 starts) between Single-A Kannapolis and Single-A Winston-Salem.

2005: Combined to go 2-2 with a 3.33 ERA (19 ER, 51.1 IP) between Rookie-Level Great Falls and Single-A Kannapolis.

- Named Pioneer league Pitcher of the Week for 6/27- 7/3.



PERSONAL

Clayton Colby Richard...he and his wife, Ashley, reside in Lafayette, Ind...have three sons, attended the University of Michigan where heplayed football and baseball...went 0-1 with a 2.43 ERA and five saves in 21 games (two starts) for the Wolverines in 2005...became Michigan's first two-sport baseball player since basketball's Robbie Reid (1998-99)...redshirted during Michigan's 2003 Big Ten championship football season and did not play baseball in 2004... was 8-15 for 52 yards as abackup quarterback in 2004 and earned Big Ten all-academic honors...a 2003 graduate of McCutcheon High School in Lafayette, Ind..

CLAYTON RICHARD'S CAREER PITCHING RECORD

YR	CLUB	W-L	ERA	G	GS	CG	SHO	SV	IP	H	R	ER	HR	HB	BB	SO	WP	BK	AVG
2005	Great Falls (R)	2-1	2.85	10	9	0	0	0	41.0	37	19	13	2	1	12	39	0	1	.240
	Kannapolis (A)	0-1	5.23	3	2	0	0	0	10.1	14	7	6	1	0	1	8	1	2	.326
2006	Kannapolis (A)	6-6	3.67	18	17	0	0	0	95.2	117	47	39	0	7	28	54	8	0	.310
	Winston-Salem (A)	1-3	4.56	4	4	1	0	0	23.2	29	18	12	2	1	6	12	1	0	.315
2007	Winston-Salem (A)	8-12	3.63	28	27	1	0	0	161.1	159	86	65	11	5	59	99	4	2	.262
2008	Birmingham (AA)	6-6	2.47	13	13	1	1	0	83.2	66	29	23	2	4	16	53	3	0	.217
	Charlotte (AAA)	6-0	2.45	7	7	1	0	0	44.0	33	12	12	3	1	4	33	0	2	.204
	CHICAGO (AL)	2-5	6.04	13	8	0	0	0	47.2	61	37	32	5	0	13	29	1	1	.303
2009	CHICAGO (AL)	4-3	4.65	26	14	1	0	0	89.0	94	50	46	10	3	37	66	5	2	.276
	SAN DIEGO	5-2	4.08	12	12	0	0	0	64.0	60	31	29	7	0	34	48	2	1	.254
2010	SAN DIEGO	14-9	3.75	33	33	1	1	0	201.2	206	89	84	16	4	78	153	4	2	.267
2011	SAN DIEGO	5-9	3.88	18	18	0	0	0	99.2	104	52	43	8	2	38	53	3	1	.272
2012	SAN DIEGO	14-14	3.99	33	33	1	1	0	218.2	228	110	97	31	6	42	107	4	2	.267
2013	Tucson (AAA)	0-1	2.25	2	2	0	0	0	12.0	10	3	3	0	1	0	12	1	0	.227
	SAN DIEGO	2-5	7.01	12	11	0	0	0	52.2	65	44	41	13	0	21	24	0	0	.308
2014	Mobile (AA)	0-2	6.60	3	3	0	0	0	15.0	23	13	11	2	0	4	7	0	0	.359
	Reno (AAA)	1-0	4.26	1	1	0	0	0	6.1	11	3	3	1	0	1	1	0	0	.407
2015	Bradenton (A)	0-1	0.00	1	1	0	0	0	6.0	4	1	0	0	0	1	5	0	0	.182
	Iowa (AAA)	1-0	0.00	1	1	0	0	0	7.0	3	0	0	0	0	0	4	0	0	.125
	Indianapolis (AAA)	4-2	2.09	9	9	0	0	0	56.0	53	20	13	3	4	13	25	1	0	.244
	CHICAGO (NL)	4-2	3.83	23	3	0	0	0	42.1	47	18	18	3	1	7	22	4	0	.272
2016	Tennessee (AA)	0-1	3.52	2	2	0	0	0	7.2	7	3	3	0	0	0	5	1	0	.250
	Iowa (AAA)	0-0	0.00	2	2	0	0	0	5.0	1	0	0	0	0	2	5	1	0	.071
	CHICAGO (NL)	0-1	6.43	25	0	0	0	1	14.0	23	14	10	0	2	7	7	1	0	.377
	SAN DIEGO	3-3	2.52	11	9	0	0	0	53.2	58	21	15	4	0	24	34	2	0	.278
Major League Totals		53-53	4.23	206	141	3	2	1	883.1	946	466	415	97	18	301	543	26	9	.275
Minor League Totals		35-36	3.18	104	100	4	1	0	574.2	567	261	203	27	24	147	362	21	7	.260

*Led league +Tied for league lead @Rehab assignment

2016 AND CAREER BATTING RECORD

YR	CLUB	AVG	G	AB	R	H	2B	3B	HR	RBI	SH	SF	HP	BB	SO	SB	CS	OBP	SLG
2016	SAN DIEGO	.063	11	16	0	1	0	0	0	1	3	0	0	1	9	0	0	.118	.063
	CHICAGO (NL)	.000	26	1	0	0	0	0	0	0	0	0	0	0	0	0	0	.000	.000
Major League Totals		.115	202	226	14	26	8	0	1	21	26	3	1	5	103	0	0	.136	.164

CAREER FIELDING

POSITION	PCT.	G	PO	A	E	TC	DP
Pitcher	.903	206	51	172	24	247	8

SINGLE-GAME HIGHS

INNINGS PITCHED.....9.0 IP, twice, last August 8, 2012 at Chicago (NL)
 LOW-HIT COMPLETE GAME.....5, August 8, 2012 at Chicago (NL)
 STRIKEOUTS.....10, June 30, 2010 vs. Colorado
 MOST HITS ALLOWED.....11, three times, last September 13, 2016 at San Francisco
 MOST RUNS ALLOWED.....9, August 3, 2008 at Kansas City
 MOST WALKS ALLOWED.....6, August 16, 2009 at St. Louis
 MOST HOME RUNS ALLOWED.....3, four times, last May 27, 2013 at Seattle
 CAREER WINNING STREAK.....Four games, June 22, 2011 - April 8, 2012
 CAREER 10-STRIKEOUT GAMES (1).....June 30, 2010 vs. Colorado
 CAREER HOME RUNS HIT (1).....October 1, 2012 at Milwaukee (Shaun Marcum)

CAREER TRANSACTIONS

2005.....Signed by the Chicago White Sox as an eighth-round selection in the First-Year Player Draft.
 2009.....Acquired by the San Diego Padres along with Aaron Poreda, Adam Russell and Dexter Carter in exchange for Jake Peavy, July 31.
 2010.....Signed by the Arizona Diamondbacks as a minor league free agent, August 1.
 2014.....Signed by the Pittsburgh Pirates as a minor league free agent, December 3
 2015.....Acquired by the Chicago Cubs for cash considerations, July 3
 2016.....Released by the Chicago Cubs, August 3
Signed by the San Diego Padres as a free agent, August 6
Signed by the Padres as a free agent, December 20.

@andre_rienzo

72

RIENZO



ANDRE RIENZO

RIGHT-HANDED PITCHER

BATS/THROWS: R/R

OPENING DAY AGE: 28

BORN: July 5, 1988 in Sao Paulo, Brazil

RESIDENCE: Sao Paulo, Brazil

ACQUIRED: Signed as a minor league free agent: December 13, 2016

CONTRACT STATUS: Signed through 2017

HEIGHT/WEIGHT: 6-2/195

SERVICE TIME: 1.084

NON-ROSTER INVITEE

CAREER

2016: Split the season between four of the Marlins affiliates, spending time with Triple-A New Orleans, Double-A Jacksonville, Single-A Jupiter and the Rookie Level Gulf Coast Marlins.

- Combined to go 3-1 with a 2.85 ERA (13 ER, 41.0 IP) and 46 strikeouts against 20 walks in 34 games, three starts.
- Served a short stint on the seven-day disabled list and appeared in five games, three starts, during a rehab assignment with the GCL Marlins.

QUICK HIT

- **First MLB Win:** August 21, 2013 at Kansas City

2015: Split the season between the Miami Marlins, Triple-A New Orleans and the Rookie-Level GCL Marlins.

- Acquired by MIA from CWS in exchange for LHP Dan Jennings during the offseason on 12/10.
- Combined to go 2-6 with a 2.94 ERA (26 ER, 77.2 IP) with 58 strikeouts against 32 walks in 16 games, 15 starts in the minors.
- Recalled on 7/24 and went 0-1 with a 5.95 ERA (13 ER, 19.2 IP) with 15 strikeouts in 14 relief appearances for MIA.
- Placed on the 15-day DL with a left knee laceration on 8/7.

2014: Opened the season with Triple-A Charlotte before being called up to the Chicago White Sox on 4/20.

- Went 0-2 with a 4.85 ERA (7 ER, 13.0 IP) in three starts with Charlotte before his call up to the big leagues.
- Moved into Chicago's rotation on 4/23 and made 11 straight starts...opened with four-game winning streak over first six starts, posting a 4.11 ERA (16 ER, 35.0 IP) over that span.
- Was moved back to the bullpen on 6/26 and made six relief appearances before being optioned back to Charlotte on 8/7.

2013: Split the season between Triple-A Charlotte and Chicago (AL).

- For Charlotte, went 8-6 with a 4.06 ERA (62 ER, 113.0 IP) with 113 strikeouts against 46 walks in 20 games, all starts.
- At time of his promotion in July, led the International League in strikeouts (113) and tied for lead league in complete games (three).
- Participated in the All-Star Futures Game at Citi Field, throwing 1.0 scoreless inning for the World Team.
- Made his Major League debut on 7/30 at CLE and tossed 7.0 innings allowing three runs on six hits and three walks with six strikeouts, earning the no-decision.
- Became only the second Brazilian born player to appear in a ML game, joining Cleveland catcher Yan Gomes... became first Brazilian to start and win MLB game on 8/21 at Kansas City after only giving up two runs in 6.0 innings.
- Pitched for Team Brazil in the World Baseball Classic

2012: Split the season between Single-A Winston-Salem, Double-A Birmingham and Triple-A Charlotte, going a combined 7-3 with a 2.53 ERA with 113 strikeouts against 42 walks and a .208 opponents batting average in 18 games, all starts.

- Ranked third in Chicago's organization in strikeouts.
- Held right-handed batters to .142 average (24-for-169), with 56 strikeouts.
- In eight starts between Winston-Salem and Birmingham from 4/7 - 7/2, went 6-0 with a 1.12 ERA (6 ER, 48.1 IP).
- Promoted to Birmingham on 6/14 and opened with a 3-0 record and 1.16 ERA over his first four starts.
- Earned a promotion to Triple-A Charlotte where he made one start on 9/2 vs. Durham...received a no decision after tossing 6.2 innings of scoreless ball.
- Had a brief stint on the disabled list from 7/21 - 7/29 with a strained left hamstring.

2011: Spent the entire campaign with Single-A Winston-Salem, going 6-5 with a 3.41 ERA (44 ER, 116.0 IP) and 118 strikeouts against 66 walks in 25 games, 22 starts.

- Was named to the Carolina League Mid-Season All-Star team
- Tied for the lead league with one shutout and ranked fourth in strikeouts (118) and eighth in ERA (3.14).
- Spent time on the disabled list with a strained right elbow from 7/8 - 7/24.

2010: Played the entire season with Single-A Kannapolis, going 8-4 with a 3.65 ERA (41 ER, 101.0 IP) and a career-high 125 strikeouts against 32 walks in 20 games, 18 starts.

- Ranked second in the South Atlantic League in shutouts (2), tied for third in complete games (2) and ninth in strikeouts.
- Was named the South Atlantic League Player of the Week for 7/12 - 18 after going 1-0 with a 0.00 ERA in two starts, allowing only eight hits, three walks and racking up 15 strikeouts.
- Went 8-1 with a 1.95 ERA (16 ER, 74.0 IP) over his final 12 starts of the season.
- Had a 26.0 consecutive scoreless inning streak from 7/7 - 30, including 7.0-shutout innings on 7/18 vs. Lakewood and on 8/22 at Greensboro.

2009: Spent the entire season with Rookie-Level Bristol, going 2-6 with a 4.14 ERA (25 ER, 54.1 IP) and 49 strikeouts against 13 walks in 13 games, nine starts.

2008: Split the campaign between both White Sox teams (1 & 2) of the Dominican Summer League, going a combined 5-1 with a 1.33 ERA (6 ER, 40.2 IP) and 44 strikeouts against nine walks over eight games, seven starts.

- Won all three of his starts with White Sox 1 going 3-0 with a 0.96 ERA (3 ER, 18.2 IP)...went 2-1 with a 1.64 ERA (4 ER, 22.0 IP) in five games, four starts with White Sox 2.

2007: Made his professional debut with the Dominican Summer League White Sox 2, going 1-1 with a 7.63 ERA (13 ER, 15.1 IP) and 22 strikeouts against 11 walks over seven games, 3 starts.

PERSONAL

Andre Albanez Rienzo...mother played softball in native Brazil...one of only two Brazilian players to appear in MLB (Yan Gomes)...Became the first Brazilian born pitcher to start and win a MLB game...originally signed by White Sox scout Orlando Santana.

ANDRE RIENZO'S CAREER PITCHING RECORD

YR	CLUB	W-L	ERA	G	GS	CG	SHO	SV	IP	H	R	ER	HR	HB	BB	SO	WP	BK	AVG
2007	DSL White Sox 2	1-1	7.63	7	3	0	0	0	15.1	16	15	13	1	2	11	22	6	0	.286
2008	DSL White Sox 2	2-1	1.64	5	4	0	0	0	22.0	17	5	4	0	2	6	22	4	0	.218
	DSL White Sox 1	3-0	0.96	3	3	0	0	0	18.2	15	3	2	0	2	3	22	2	0	.214
2009	Bristol	2-6	4.14	13	9	0	0	0	54.1	55	28	25	4	0	13	49	5	0	.263
2010	Kannapolis (A)	8-4	3.65	20	18	2	2	0	101.0	95	45	41	5	2	32	125	6	4	.242
2011	Winston-Salem (A)	6-5	3.41	25	22	1	1	0	116.0	108	50	44	4	3	66	118	16	0	.247
2012	Winston-Salem (A)	3-0	1.08	4	4	0	0	0	25.0	17	3	3	0	0	7	31	3	1	.193
	Birmingham (AA)	4-3	3.27	13	13	1	0	0	71.2	56	31	26	2	1	33	72	3	0	.209
	Charlotte (AAA)	0-0	0.00	1	1	0	0	0	6.2	5	1	0	0	0	2	10	1	0	.227
2013	Charlotte (AAA)	8-6	4.06	20	20	3	1	0	113.0	105	62	51	7	4	46	113	4	1	.243
	CHICAGO (AL)	2-3	4.82	10	10	0	0	0	56.0	55	34	30	11	2	28	38	4	0	.253
2014	Charlotte (AAA)	1-4	4.05	10	9	0	0	0	46.2	44	23	21	4	1	24	43	7	0	.242
	CHICAGO (AL)	4-5	6.82	18	11	0	0	0	64.2	82	54	49	12	5	33	51	6	1	.304
2015	GCL Marlins	0-0	0.00	1	1	0	0	0	2.0	1	0	0	0	0	0	2	0	0	.167
	New Orleans (AAA)	2-6	3.01	15	14	0	0	0	77.2	66	36	26	5	3	32	56	12	1	.232
	MIAMI	0-1	5.95	14	0	0	0	0	19.2	17	14	13	2	1	13	15	3	0	.230
2016	GCL Marlins	1-0	0.00	5	3	0	0	0	6.0	3	0	0	0	0	0	9	2	0	.143
	Jupiter (A)	0-0	5.40	1	0	0	0	0	1.2	0	1	1	0	0	2	2	0	0	.000
	Jacksonville (AA)	0-0	27.00	1	0	0	0	0	1.0	3	3	3	1	0	0	2	2	0	.429
	New Orleans (AAA)	2-1	2.51	27	0	0	0	8	32.1	25	9	9	1	4	18	33	1	1	.219
Major League Totals		6-9	5.90	42	21	0	0	0	140.1	154	102	92	25	8	74	104	13	1	.275
Minor League Totals		43-37	3.41	171	124	7	4	8	711.0	631	315	269	34	24	295	731	74	8	.236

*Led league +Tied for league lead @Rehab assignment

CAREER BATTING RECORD

YR	CLUB	AVG	G	AB	R	H	2B	3B	HR	RBI	SH	SF	HP	BB	SO	SB	CS	OBP	SLG
Major League Totals		.000	33	2	0	0	0	0	0	0	0	0	0	0	0	0	0	.000	.000

CAREER FIELDING

POSITION	PCT.	G	PO	A	E	TC	DP
Pitcher	.895	42	15	19	4	38	1

SINGLE-GAME HIGHS

INNINGS PITCHED.....7.0, July 30, 2013 at Cleveland
 STRIKEOUTS.....8, May 20, 2014 at Kansas City
 MOST HITS ALLOWED.....9, two times, last June 6, 2014 at Los Angeles Angels of Anaheim
 MOST RUNS ALLOWED.....7, two times, last June 6, 2014 at Los Angeles Angels of Anaheim
 MOST WALKS ALLOWED.....5, August 10, 2013 vs. Minnesota
 MOST HOME RUNS ALLOWED.....3, two times, last August 3, 2014 vs. Minnesota

CAREER TRANSACTIONS

2006.....Signed by the Chicago White Sox as a minor-league free agent, November 17
 2014.....Traded to the Miami Marlins in exchange for LHP Dan Jennings, December 10
 2016.....Signed by the San Diego Padres as a minor league free agent, December 13



JAMIE ROMAK

INFIELDER

BATS/THROWS: R/R

OPENING DAY AGE: 31

BORN: September 30, 1985 in London, ON, Canada

RESIDENCE: London, ON, Canada

ACQUIRED: Signed as a minor league free agent: November 4, 2016

CONTRACT STATUS: Signed through 2017

HEIGHT/WEIGHT: 6-2/220

SERVICE TIME: 0.068

NON-ROSTER INVITEE

CAREER

2016: Appeared in 30 games for the Yokohama Bay Stars in the Japan Central League, hitting .113 (8-for-71) in 30 games.

2015: Split the season between the Arizona Diamondbacks and Triple-A Reno...hit .333 (5-for-15) with two doubles and one RBI while with the Arizona.

- Spent most of the season with Triple-A Reno, batting .284 (138-for-486) with career highs in home runs (27), RBI (100) and runs scored (87) in 129 games.
- Earned Pacific Coast League Mid-Season and Post-Season All-Star honors and was named an Organization All-Star for Arizona by MiLB.com.
- Earned Pacific Coast League Player of the Week honors for the weeks ending in June 1 and July 6.

2014: Made his Major League debut with the Los Angeles Dodgers on 5/28 vs. CIN...recorded a double as his first career hit on 6/8 at COL.

- Spent most of the season with Triple-A Memphis, hitting .280 (117-for-418) with 24 home runs, 85 RBI and 65 runs scored.
- After the season, saw action with Tiburones de La Guaira in the Venezuelan Winter League, hitting .236 (13-for-55) in 16 games.

2013: Played the entire season with Triple-A Memphis, appearing in 134 games and hitting .242 (111-for-456) with 22 home runs, 74 RBI and 69 runs scored.

- Following the season, assigned to Tiburones de La Guaira, hitting .250 (26-for-104) in 28 games.

2012: Combined to hit .260 (101-for-389) in 106 games between Double-A Springfield, Triple-A Omaha and Triple-A Memphis...recorded 10 home runs, 41 RBI and 60 runs scored.

- Saw action with Toros del Este of the Dominican Winter League following the season, hitting .280 (7-for-25) in six games.

2011: Spent the entire season with Double-A Northwest Arkansas, appearing in 123 games while hitting .251 (110-for-439) with 45 extra-base hits, 71 RBI and 66 runs scored.

- Was among Texas League leaders and the end of the season, ranking fifth in home runs and ninth in walks.

2010: Earned Carolina League Player of the Week honors for Single-A Wilmington three times during the season for the weeks ending in June 1, June 21 and July 6.

- Split the season between Single-A Wilmington and Double-A Northwest Arkansas, batting a combined .296 (128-for-432) in 127 games with 43 extra-base hits, 64 RBI and 64 runs scored.

2009: Combined to hit .191 (71-for-371) in 106 with Single-A Lynchburg and Single-A Altoona, recording eight home runs and 38 RBI.

- Missed some time on the seven-day disabled list from 7/14 - 8/11.

2008: Split the season between Single-A Lynchburg and Double-A Altoona, hitting a combined .259 (106-for-406) with 31 doubles, 25 home runs, 80 RBI and 73 runs scored in 100 games.

- Named the Carolina League Player of the Week for Single-A Lynchburg for the week ending in June 2.
- At the conclusion of the season, was ranked the 11th-best prospect in the Pirates system by *Baseball America*.
- Led the Carolina League in home runs and slugging percentage at the time of his promotion to Double-A Altoona.

2007: Earned Carolina League Player of the Week honors for Single-A Lynchburg for the week ending in July 16.

- Split the season between Single-A Hickory and Single-A Lynchburg, hitting a combined .256 (93-for-363) in 105 games with 20 home runs, 60 RBI and 65 runs scored.
- Following the season, was rated as the No. 7 prospect in the Pirates organization by *Baseball America*.

2006: Was ranked as the 23rd-best prospect in the Braves system following the season.

- Played the entire season with Single-A Rome, batting .247 (86-for-348) in 108 games 16 home runs, 68 RBI and 55 runs scored.

QUICK HIT

- First MLB Hit:** June 8, 2014 at Colorado, double off of Matt Belisle.
- First MLB Home Run:** N/A

2005: Appeared in 34 games with Rookie-Level Danville, hitting .274 (34-for-124) with 27 RBI and 25 runs scored.

2004: Appeared in 48 games for Rookie-Level Danville, batting .190 (30-for-158) with five home runs, 22 RBI and 25 runs scored.

2003: Made his professional debut with the Braves Rookie-Level Gulf Coast League affiliate, appearing in 19 games while hitting .176 (9-for-51) with four RBI and five runs scored.

PERSONAL

James Robert Romak...inducted into the Canadian Baseball Hall of Fame in 2012...played for Team Canada's Senior National Team in 2010-11, where he earned the MVP title (2010)...won a gold medal and Gold Glove Award in the Pan American Games in 2011...was selected to the Baseball World Cup Team in 2007 and 2011, winning the bronze medal in 2011...attended A.B. Lucas Secondary School in London, Ontario and was the first Canadian high school prospect selected in the 2003 First-Year Player Draft...his grandfather, George Rebstock, played professional hockey in the International Hockey league from 1946-51...originally signed by Atlanta Braves scout Lonnie Goldberg.

JAMIE ROMAK'S CAREER BATTING RECORD

YR	CLUB	AVG	G	AB	R	H	2B	3B	HR	RBI	SH	HP	BB	SO	SB	CS	OBP	SLG	E
2003	GCL Braves (R)	.176	19	51	5	9	2	0	0	4	0	0	9	10	0	0	.300	.216	9
2004	Danville (R)	.190	48	158	25	30	5	1	5	22	2	1	8	14	56	1	.287	.329	4
2005	Danville (R)	.274	34	124	25	34	10	1	7	27	1	1	5	14	38	2	.368	.540	1
2006	Rome (A)	.247	108	348	55	86	26	2	16	68	0	3	10	59	102	3	.369	.471	7
2007	Hickory (A)	.275	20	69	16	19	4	0	5	15	0	1	5	9	24	0	.393	.551	0
	Lynchburg (A)	.252	85	294	49	74	21	1	15	45	0	0	6	55	90	2	.380	.483	7
2008	Lynchburg (A)	.279	77	290	58	81	25	0	18	57	0	3	6	32	95	0	.360	.552	1
	Altoona (AA)	.208	33	120	15	25	6	0	7	23	0	0	1	17	32	0	.312	.433	3
2009	Lynchburg (A)	.213	42	160	15	34	9	0	3	14	0	1	5	14	44	0	.294	.325	2
	Altoona (AA)	.175	64	211	12	37	12	0	5	24	1	4	2	18	66	1	.243	.303	7
2010	Wilmington (A)	.304	82	299	41	91	23	1	7	48	0	2	8	34	60	4	.388	.458	8
	Northwest Arkansas (AA)	.278	45	133	23	37	6	0	6	16	3	0	5	19	30	0	.389	.459	2
2011	Northwest Arkansas (AA)	.251	124	439	66	110	21	1	23	71	1	2	8	55	88	6	.343	.460	7
2012	Springfield (AA)	.267	64	243	46	65	11	2	10	42	0	3	4	31	53	6	.356	.453	4
	Omaha (AAA)	.147	11	34	5	5	2	0	0	2	0	0	1	2	8	0	.216	.206	1
	Memphis (AAA)	.277	31	112	9	31	8	1	0	12	1	2	1	8	24	0	.325	.366	10
2013	Memphis (AAA)	.242	134	458	69	111	32	1	22	74	2	3	6	49	115	6	.322	.461	6
2014	Albuquerque (AAA)	.280	108	418	65	117	30	3	24	85	0	6	4	34	107	4	.335	.538	14
	LOS ANGELES (NL)	.048	15	21	2	1	1	0	0	3	0	0	0	2	8	0	.130	.095	0
2015	Reno (AAA)	.284	129	486	87	138	42	3	27	100	0	7	4	60	143	6	.363	.549	13
	ARIZONA	.333	12	15	2	5	2	0	0	1	0	0	0	1	6	0	.375	.467	1
Major League Totals		.167	27	36	4	6	3	0	0	4	0	0	0	3	14	0	.231	.250	1
Minor League Totals		.255	1258	4447	686	1134	295	17	200	749	11	39	89	533	1185	41	.344	.464	95

*Led league +Tied for league lead @Rehab assignment

CAREER FIELDING

POSITION	PCT.	G	PO	A	E	TC	DP
First Base	.947	2	17	1	1	19	3
Third Base	0.00	1	0	0	0	0	0
Outfield	1.000	5	3	0	0	3	0
Right Field	1.000	3	3	0	0	3	0
Left Field		2	0	0	0	0	0
Career Totals	.955	8	23	1	1	25	3

SINGLE-GAME HIGHS

HITTING STREAK.....Two games, September 30 - October 2, 2015
HITS.....2, August 12, 2015 vs. Philadelphia
DOUBLES.....1, three times, last October 2, 2015 vs. Houston
RBI.....2, June 8, 2014 at Colorado
RUNS SCORED.....1, four times, last August 12, 2015 vs. Philadelphia
WALKS.....1, three times, last September 22, 2015 at Los Angeles (NL)
STRIKEOUTS.....2, June 9, 2014 at Cincinnati
CAREER WALK-OFF HITS.....None

HOME RUNS

CAREER MULTI-HOME RUN GAMES.....None
CAREER GRAND SLAMS.....None
CAREER PINCH-HIT.....None
CAREER LEADOFF.....None

CAREER TRANSACTIONS

2003.....Selected by the Atlanta Braves in the fourth round of the First-Year Player Draft.
2007.....Acquired by the Pittsburgh Pirates from the Braves along with LHP Mike Gonzalez and INF Brent Lillibridge in exchange for INF Adam LaRoche, January 18.
2010.....Signed by the Kansas City Royals as a minor league free agent, January 16.
2011.....Signed by the Kansas City Royals as a minor league free agent., November 5.
2012.....Acquired by the St. Louis Cardinals from the Royals in exchange for cash considerations, May 17.
.....Signed by the Cardinals as a minor league free agent, November 20.
2013.....Signed by the Los Angeles Dodgers as a minor league free agent, November 19.
2014.....Signed by the Arizona Diamondbacks as a minor league free agent, November 22.
2016.....Signed by the San Diego Padres as a minor league free agent, November 4.



JOSE RONDON

INFIELDER

BATS/THROWS: R/R

OPENING DAY AGE: 23

BORN: March 3, 1994 in Villa de Cura, Venezuela

RESIDENCE: Villa de Cura, Venezuela

ACQUIRED: From LAA with RHP R.J. Alvarez, RHP Elliot Morris and INF Taylor Lindsey in exchange for RHP Huston Street and RHP Trevor Gott: July 18, 2014

CONTRACT STATUS: Signed through 2017

HEIGHT/WEIGHT: 6-1/195

SERVICE TIME: 0.013

CAREER

2016: Split the season between Double-A San Antonio, Triple-A El Paso and the Padres, receiving his first career call-up on 7/29.

- Received his first taste of the Majors in 2016 after receiving his first career call-up on 7/29 when the Padres selected his contract from Double-A San Antonio.
- Made his Major League debut that day on 7/29 with a pinch-hit appearance...started his first career game the next day on 7/30 at shortstop.
- Collected his first career hit that day on 7/30 vs. Cincinnati with a single off of Anthony DeSclafani.
- Optioned to Double-A San Antonio on 8/1 and recalled the next day on 8/2 after another player landed on the disabled list...optioned again on 8/10 to Triple-A El Paso where he played the remainder of his season.
- Named a Texas League mid-season All-Star in 2016 for the Missions.
- With San Antonio, where he played the majority of his season, he hit .326 (28-for-86) against left-handers and .266 (77-for-290) vs. right-handers.

QUICK HIT

- Selected to the World roster at the 2014 SiriusXM Futures Game in Minneapolis.
- Named the 2014 California League Rookie of the Year.
- First MLB Hit: July 30, 2016 vs. Cincinnati, single off of Anthony DeSclafani

2015: Split the season between Single-A Lake Elsinore and Double-A San Antonio, hitting a combined .267 (90-for-337) with 14 doubles, four triples, three home runs, 31 RBI, 56 runs scored and 18 stolen bases in 85 games played...had his season cut short on 7/20 after suffering a fractured right elbow.

- Began the year with Lake Elsinore and hit .300 (71-for-237) in 57 games before being promoted to San Antonio on 6/16...suffered a season-ending injury on 7/20 with a head-first slide, fracturing his right elbow.

2014: Named the California League Rookie of the Year after splitting the season between Single-A Inland Empire and Single-A Lake Elsinore, being acquired by the Padres as a part of six-player trade with the Angels on 7/18... also represented the World Team at the 2014 SiriusXM Futures Game in Minneapolis.

- Began the year with Inland Empire, hitting .327 (97-for-297) in 72 games...missed time while on the seven-day disabled list from 6/1-24, playing in two rehab games with the Arizona Summer League Angels.
- Overall on the year hit a combined .315 (139-for-441) with 26 doubles, five triples, one home run, 36 RBI, 61 runs scored and 13 stolen bases in 111 games played.
- Named a California League Post-Season All-Star for Lake Elsinore.
- Selected to play for the World Team in the SiriusXM Futures Game in Minneapolis, going 0-for-2 in the game.
- Following the season, played for Navegantes del Magallanes in the Venezuelan Winter League, hitting .234 (11-for-47) with three doubles, three RBI and six runs in 22 games.

2013: Played the entire season with Rookie-Level Orem in the Angels organization, hitting .293 (81-for-276) with 22 doubles, two triples, one home run, 50 RBI, 45 runs scored and 13 stolen bases in 68 games played.

- Named a Pioneer League Post-Season All-Star for Orem...finished ranked tied for fourth in the Pioneer League in hits and tied for second in doubles.

2012: Split the season between the Angels Arizona Summer League affiliate and Rookie-Level Orem, hitting a combined .264 (56-for-212) with 14 doubles, three triples, one home run, 21 RBI, 30 runs scored and six stolen bases in 54 games played.

2011: Made his professional debut with the Angels Dominican Summer League affiliate, hitting .315 (52-for-165) with 11 doubles, two triples, 21 RBI and 28 runs scored with nine stolen bases over 49 games.

PERSONAL

Jose Gregorio Rondon...originally signed by Los Angeles Angels' scouts Lebi Ochoa and Carlos Ramirez.



JOSE RONDON'S CAREER BATTING RECORD

YR	CLUB	AVG	G	AB	R	H	2B	3B	HR	RBI	SH	SF	HP	BB	SO	SB	CS	OBP	SLG	E
2011	DSL Angels (R)	.315	49	165	28	52	11	2	0	21	4	2	1	17	16	9	4	.378	.406	16
2012	AZL Angels (R)	.260	48	192	26	50	13	2	1	20	3	2	2	14	24	5	5	.314	.365	17
	Orem (R)	.300	6	20	4	6	1	1	0	1	1	1	0	2	3	1	0	.348	.450	1
2013	Orem (R)	.293	68	276	45	81	22	2	1	50	1	7	2	30	31	13	8	.359	.399	15
2014	Inland Empire (A)	.327	72	297	40	97	17	5	0	24	9	1	0	17	50	8	6	.362	.418	12
	AZL Angels (R)@	.125	2	8	3	1	0	0	0	0	0	0	1	1	0	2	1	.300	.125	0
	Lake Elsinore (A)	.301	37	136	18	41	9	0	1	12	3	0	2	13	23	3	1	.371	.390	5
2015	Lake Elsinore (A)	.300	57	237	50	71	12	3	3	22	3	1	2	21	38	17	6	.360	.414	9
	San Antonio (AA)	.190	28	100	6	19	2	1	0	9	2	1	0	4	15	1	3	.219	.230	3
2016	San Antonio (AA)	.279	96	376	45	105	21	2	5	44	12	3	3	15	66	13	4	.310	.386	10
	El Paso (AAA)	.300	24	80	8	24	4	0	1	9	0	1	0	1	12	0	1	.305	.388	6
	SAN DIEGO	.120	8	25	1	3	0	0	0	1	0	0	0	1	4	0	0	.154	.120	2
Major League Totals		.120	8	25	1	3	0	0	0	1	0	0	0	1	4	0	0	.154	.120	2
Minor League Totals		.290	487	1887	273	547	112	18	12	212	38	19	13	135	278	72	39	.338	.387	94

*Led league +Tied for league lead @Rehab assignment

CAREER FIELDING

POSITION	PCT.	G	PO	A	E	TC	DP
Shortstop	.943	7	9	24	2	35	6

SINGLE-GAME HIGHS

HITTING STREAK.....Two games, August 3 - 5, 2016
 HITS1, three times, last August 5, 2016 vs. Philadelphia
 DOUBLESNone
 RBI.....1, August 5, 2016 vs. Philadelphia
 RUNS SCORED2, three times, last September 28, 2016 at Los Angeles (NL)
 WALKS.....1, August 7, 2016 vs. Philadelphia
 STRIKEOUTS.....2, July 30, 2016 vs. Cincinnati
 STOLEN BASES.....None
 CAREER WALK-OFF HITS.....None

CAREER TRANSACTIONS

2011.....Signed by the Los Angeles Angels as a non-drafted free agent, January 13.
 2014.....Acquired by the San Diego Padres from the Angels along with RHP R.J. Alvarez, RHP Elliot Morris and INF Taylor Lindsey in exchange for RHP Huston Street and RHP Trevor Gott, July 18.



JOSE RUIZ

RIGHT-HANDED PITCHER

BATS/THROWS: R/R
OPENING DAY AGE: 22
BORN: October 21, 1994 in Guacara, Venezuela
RESIDENCE: Guacara, Venezuela
ACQUIRED: Signed as an international free agent: July 2, 2011
CONTRACT STATUS: Signed through 2017

HEIGHT/WEIGHT: 6-1/190
SERVICE TIME: 0.000

CAREER

2016: Spent the majority of his five seasons in the Padres minor league system as a catcher prior to making the transition to pitcher in 2016...split the season between Single-A Lake Elsinore, Short-A Tri-City and the Arizona Rookie League, going 2-0 with two saves, a 0.00 ERA (0 ER, 12.1 IP) and 14 strikeouts against five walks in his 11 appearances.

- Made nine appearances for Short-A Tri-City, converting both of his two save opportunities and allowing just three hits while striking out 12 in his 10.2 innings pitched.
- Made 49 starts (all behind the plate) for Single-A Lake Elsinore, posting a .988 fielding percentage (five errors in 425 total chances).

2015: Appeared in 90 games for Single-A Fort Wayne, hitting .214 (64-for-299) with eight doubles, one triple, 24 RBI and 32 runs scored.

- Made 89 starts (all behind the plate), posting a .979 fielding percentage (16 errors in 767 chances).

2014: Appeared in 43 games for Single-A Eugene and hit .187 (29-for-155) with seven doubles, seven and 12 runs scored.

- Made 43 starts (all behind the plate), posting a .982 fielding percentage (eight errors in 440 chances).
- Tossed out 28 of 83 attempted base stealers (33.7%)

2013: Made 31 starts behind the plate for the Rookie-Level AZL Padres and hit .224 (24-for-107) with six doubles, two triples, 16 RBI and 10 runs scored.

- Posted a .965 fielding percentage (11 errors in 384 chances) and tossed out 15 of 62 attempted base stealers (24.2%).
- Started one game behind the plate for Single-A Lake Elsinore on 7/14, going 1-for-5 with a run scored and three strikeouts.

2012: Began his professional career with the Dominican Summer League Padres, hitting .208 (36-for-204) with five doubles, one home run, 11 RBI and 13 runs scored in 55 games.

- Appeared in 40 games (39 starts) behind the plate, posting a .958 fielding percentage (16 errors in 384 chances).
- Tossed out 42 of 63 attempted base stealers (40%).

PERSONAL

Jose Rafael Ruiz.

JOSE RUIZ'S CAREER PITCHING RECORD

YR	CLUB	W-L	ERA	G	GS	CG	SHO	SV	IP	H	R	ER	HR	HB	BB	SO	WP	BK	AVG
2016	AZL Padres (R)	0-0	0.00	1	0	0	0	0	0.2	0	0	0	0	0	2	1	1	0	.000
	Tri-City (A)	2-0	0.00	9	0	0	0	2	10.2	3	0	0	0	0	2	12	0	0	.094
	Lake Elsinore (A)	0-0	0.00	1	0	0	0	0	1.0	0	0	0	0	0	1	1	0	0	.000
Minor League Totals		2-0	0.00	11	0	0	0	2	12.1	3	0	0	0	0	5	14	1	0	.081

*Led league +Tied for league lead @Rehab assignment

JOSE RUIZ'S CAREER BATTING RECORD

YR	CLUB	AVG	G	AB	R	H	2B	3B	HR	RBI	SH	SF	HP	BB	SO	SB	CS	OBP	SLG	E
2012	DSL Padres	.176	55	204	13	36	5	0	1	11	0	0	2	6	41	1	1	.208	.216	16
2013	AZL Padres	.224	33	107	10	24	6	2	0	16	0	1	3	2	25	0	0	.257	.318	11
	Lake Elsinore (A)	.200	1	5	1	1	0	0	0	1	0	0	0	0	3	0	0	.200	.200	0
2014	Eugene (A)	.187	43	155	12	29	7	0	0	7	1	1	2	1	36	0	0	.201	.232	8
2015	Fort Wayne (A)	.214	90	299	32	64	8	1	0	24	3	4	4	20	61	2	3	.269	.247	16
2016	Lake Elsinore (A)	.215	49	177	14	38	9	0	0	9	1	0	2	5	41	1	1	.245	.266	5
Minor League Totals		.203	271	947	82	192	35	3	1	68	5	6	13	34	207	4	5	.239	.249	56

CAREER TRANSACTIONS

2011Signed by the San Diego Padres as an international free agent, July 2.



HECTOR SANCHEZ

44

CATCHER

BATS/THROWS: S/R

OPENING DAY AGE: 27

BORN: November 17, 1989 in Maracay, Venezuela

RESIDENCE: Maracay, Venezuela

ACQUIRED: Signed as a minor league free agent: December 13, 2016

CONTRACT STATUS: Signed through 2017

HEIGHT/WEIGHT: 6-0/235

SERVICE TIME: 4.018

NON-ROSTER INVITEE

CAREER

2016: Split the season between the White Sox and Padres organizations, playing in 28 Major League games total.

- Began the year with Triple-A Charlotte before having his contract purchased by the White Sox on 4/26...designated for assignment on 5/9 and acquired by the Padres off waivers on 5/11.
- Designated for assignment by the Padres on 6/14, clearing waivers and being outrighted to Triple-A El Paso where he hit 13 home runs in 55 games.
- Had his contract purchased again by the Padres on 8/31, playing the remainder of the season in the Majors.
- Started seven games behind the plate for San Diego.

QUICK HIT

- **First MLB Hit:** August 23, 2011 vs. SD, pinch-hit single off of Luke Gregerson
- **First MLB Home Run:** April 23, 2012 vs. New York (NL), two-run HR off of Dillon Gee

2015: Made his fourth Opening Day roster with San Francisco, appearing in 28 games.

- Optioned to Triple-A Sacramento on 5/16 to make room for outfielder Hunter Pence on the active roster...appeared in 18 games (four starts) with SF before being optioned.
- Recalled from Sacramento on 7/19...connected on his second career grand slam on 7/21 at SD
- Left the game on 9/5 at COL and missed the remainder of the season with a sprained left ankle, strained left hamstring and left mid-foot sprain.
- Played in 37 games with the River Cats, hitting .273 (38-for-139) with four homers and 14 RBI...left the game on 7/2 vs. Salt Lake City after taking three foul tips off the mask...missed two weeks with concussion symptoms.

2014: Appeared in just 66 games with the Giants due to suffering concussions in July and August.

- Started 33 games at catcher and one at first base...threw out nine of 40 attempted basestealers (22.6%).
- Recorded his first career two-homer game, including his first grand slam, and drove in a career-high five RBI on 4/23 at Colorado...his 11th-inning slam gave the Giants a 12-8 lead.
- Became just the sixth Giants player since the franchise moved to San Francisco in 1958 to hit an extra-inning grand slam, joining Willie Mays (1967), Jack Hiatt (1969), Jeffrey Leonard (1983), Greg Litton (1992), and A.J. Pierzynski (2004).
- Made his first career start at first base on 5/13 vs. Atlanta.
- Caught Tim Lincecum's no-hitter on 6/25 vs. San Diego...joined Miguel Montero (Arizona 2010) and Jesus Montero (Seattle 2012) as the only Venezuelan-born players to catch a no-hitter in the major leagues.
- Placed on the seven-day concussion list on 7/26 after taking a foul ball off the mask the night before.
- Diagnosed with a second concussion on 8/16 after taking another foul tip off the mask...returned from a rehab assignment on 8/19 and transferred to the 60-day DL.

2013: Made his second consecutive Opening Day roster and appeared in 63 games over three stints with the Giants, making 25 starts behind the plate and one as the designated hitter.

- Hit .341 (14-for-41) with one homer and nine RBI vs. lefties.
- Threw out 5 of 26 attempted basestealers (19.2%)
- Placed on the disabled list from 7/9 - 24 with a strained right shoulder...optioned to Fresno on 7/24 after being reinstated...recalled on 8/8 for the remainder of the season.
- Homered and drove in three runs in consecutive games on 8/15 at WSH and 8/16 at MIA.
- Hit .382 (13-34) with one homer and nine RBI over a 10-game span from 8/24 - 9/8.
- Combined to hit .270 (27-for-100) with six doubles, three homers and 16 RBI in 37 combined games between Triple-A Fresno, Single-A San Jose and the Arizona Rookie League Giants.
- After the season, appeared in 20 games with La Guaira of the Venezuelan Winter League.

2012: Made his first career Opening Day roster and spent his first full season in the major leagues, making 48 starts behind the plate and one at designated hitter.

- Threw out 11 of 51 attempted basestealers (21.6%).
- 25 of his starts came with Barry Zito on the mound and 16 with Tim Lincecum.
- Hit .304 (24-for-79) with 15 RBI vs. lefties compared to a .266 average vs. righties.
- Enjoyed his best month at the plate in September, .341 (15-for-44) in 15 games.
- Recorded his first career four-hit game on 7/14 vs. HOU.

2011: Spent the majority of the season with Triple-A Fresno and Single-A San Jose before making his Major League debut with San Francisco on 7/15

- His contract was purchased from Fresno on 7/15...made his Major League debut that night as a pinch hitter at SD, recording a walk.
- Optioned back to the Grizzlies on 7/19 and recalled on 8/19 for the remainder of the season.
- Recorded his first career hit and RBI on 8/23 vs. SD, a pinch-hit, run-scoring single off Luke Gregorson.
- Combined to hit .285 (104-for-365) with 23 doubles, 12 home runs and 84 RBI in 98 games between San Jose and Fresno.

2010: Spent the entire season with Class A Augusta, hitting .274 (85-for-310) with 20 doubles, one triple, five home runs, 31 RBI and 29 runs scored in 89 games played.

- Threw out 18 of 40 attempted basestealers (45.0%).

2009: Hit .299 (35-for-117) over 33 games with the Arizona Rookie League Giants at age 18.

2008: Appeared in 55 games with the Dominican Summer League Giants and led the DSL with a .348 (72-for-207) average, recording 36 walks compared to just 29 strikeouts.

2007: Made his pro debut with the Dominican Summer League Giants at age 16.

PERSONAL

Hector Enrique Sanchez...he and his wife, Elizabeth, have one son, Dylan...singed with the Giants as a 16-year-old free agent in 2007...left school after the ninth grade to attend a baseball academy in Venezuela, where he stayed two years.

HECTOR SANCHEZ'S CAREER BATTING RECORD

YR	CLUB	AVG	G	AB	R	H	2B	3B	HR	RBI	SH	SF	HP	BB	SO	SB	CS	OBP	SLG	E
2007	DSL Giants (R)	.286	44	119	10	34	10	0	4	18	4	0	4	19	15	2	2	.401	.471	3
2008	DSL Giants (R)	.348	55	207	40	72	14	3	4	63	1	2	8	36	29	4	1	.458	.502	7
2009	AZL Giants (R)	.299	33	117	13	35	8	1	1	22	0	1	5	16	21	0	0	.403	.410	5
2010	Augusta (A)	.274	89	310	29	85	20	1	5	31	2	0	1	28	50	0	2	.336	.394	9
2011	San Jose (A)	.302	52	212	31	64	14	1	11	58	0	3	2	11	49	0	1	.338	.533	4
	Fresno (AAA)	.261	46	153	15	40	9	0	1	26	0	2	0	13	22	0	1	.315	.340	2
	SAN FRANCISCO	.258	13	31	0	8	2	0	0	0	1	0	0	3	6	0	0	.324	.323	0
2012	Fresno (AAA)	.067	4	15	0	1	0	0	0	1	0	0	0	0	1	0	0	.067	.067	0
	SAN FRANCISCO	.280	74	218	22	61	15	0	3	34	0	3	1	5	52	0	0	.295	.390	7
2013	AZL Giants	.333	1	3	0	1	1	0	0	2	0	0	0	0	1	0	0	.333	.667	0
	San Jose (A)	.250	4	12	1	3	1	0	0	3	0	1	0	1	4	0	0	.286	.333	0
	Fresno (AAA)	.271	32	85	10	23	4	0	3	11	0	1	1	12	15	0	0	.364	.424	2
	SAN FRANCISCO	.248	63	129	8	32	4	0	3	19	0	1	3	7	29	0	0	.300	.349	1
2014	Fresno (AAA)	.158	7	19	1	3	0	0	1	3	0	0	0	1	3	0	0	.200	.316	0
	SAN FRANCISCO	.196	66	163	8	32	8	0	3	28	0	4	2	8	55	0	1	.237	.301	3
2015	Sacramento (AAA)	.273	37	139	18	38	6	0	4	14	1	2	1	9	25	0	0	.318	.403	4
	SAN FRANCISCO	.179	28	56	5	10	4	0	1	5	1	0	0	2	14	0	0	.207	.304	0
2016	El Paso (AAA)	.324	55	176	25	57	16	0	13	40	0	2	1	20	40	0	0	.392	.636	2
	Charlotte (AAA)	.143	8	28	2	4	1	0	2	3	0	0	1	1	6	0	0	.200	.393	2
	CHICAGO (AL)	.143	2	7	0	1	0	0	0	1	0	0	0	1	2	0	0	.250	.143	0
	SAN DIEGO	.286	26	42	3	12	1	0	3	7	0	0	1	3	8	0	0	.348	.524	2
Major League Totals		.241	272	646	46	156	34	0	13	95	1	8	7	29	166	0	1	.278	.354	13
Minor League Totals		.288	467	1595	195	460	104	6	49	295	8	14	24	167	281	6	7	.362	.453	42

*Led league +Tied for league lead @Rehab assignment

CAREER FIELDING

POSITION	PCT.	G	PO	A	E	TC	DP
Catcher	.988	175	1018	82	13	1113	8
First Base	1.000	1	6	1	0	7	0
Career Totals	.988	176	1024	83	13	1120	8

SINGLE-GAME HIGHS

HITTING STREAK.....Six games, September 15 - 28, 2011
 HITS.....4, twice, last May 5, 2014 at Pittsburgh
 DOUBLES.....2, twice, last August 23, 2012 vs. Atlanta
 RBI.....5, April 23, 2014 at Colorado
 RUNS SCORED.....2, twice, last April 23, 2014 at Colorado
 WALKS.....2, twice, last August 18, 2013 at Miami
 STRIKEOUTS.....3, six times, last April 18, 2014 at San Diego
 CAREER WALK-OFF HITS.....Four, last April 4, 2015 (single off of Brandon League)

HOME RUNS

CAREER MULTI-HOME RUN GAMES (1)....April 23, 2014 (Matt Belisle and Chad Bettis)
 CAREER GRAND SLAMS (2).....April 23, 2014 (Chad Bettis)
July 21, 2015 (Dale Thayer)
 CAREER PINCH-HIT.....None
 CAREER LEAD-OFF.....None

CAREER TRANSACTIONS

2006.....Signed by the San Francisco Giants as an international free agent, July 12
 2015.....Signed by the Chicago White Sox as a free agent, December 18.
 2016.....Claimed off waivers by the San Diego Padres from the Chicago White Sox, May 11.
Signed by the San Diego Padres as a minor league free agent, December 4



LUIS SARDIÑAS

INFIELDER



BATS/THROWS: S/R

OPENING DAY AGE: 23

BORN: May 16, 1993 in Bolivar, Venezuela

RESIDENCE: Bolivar, Venezuela

ACQUIRED: From SEA in exchange for a player to be named later: August 15, 2016

CONTRACT STATUS: Signed through 2017

HEIGHT/WEIGHT: 6-1/177

SERVICE TIME: 1.088

CAREER

2016: In his first year in the Padres organization he set career-highs in nearly every offensive category including games (66), hits (44), home runs (four), RBI (18) and runs scored (25).

- Made the Mariners Opening Day roster and played for Seattle before being optioned on 5/14...after three stints with the Mariners he was designated for assignment on 8/10 and acquired via trade by the Padres in exchange for cash considerations and optioned to El Paso the same day on 8/14.
- Called up by the Padres on 8/22 and played the remainder of the season with San Diego.
- Started 33 of his 34 games with the Padres after being called up on 8/22, with 32 at shortstop and one at second base.
- Overall on the year he hit .302 (19-for-63) against left-handed pitching between his time with Seattle and San Diego, and .214 (25-for-117) against right-handers.
- Also hit .353 (12-for-34) with runners in scoring position over his time with Seattle and San Diego, including .500 (7-for-14) with RISP and two outs.

QUICK HIT

- **First MLB Hit:** April 20, 2014 vs. CHI (AL), infield single off of Andre Rienzo
- **First MLB Home Run:** April 5, 2016 at TEX, two-run HR off of Andrew Faulkner

2015: Split the season between the Milwaukee Brewers and Triple-A Colorado Springs...hit .196 (19-for-97 with one triple, four RBI and eight runs scored in 36 games during two stints with the Brewers.

- With Milwaukee, appeared in 16 games and made seven starts at second base, started seven times at shortstop and made three starts at third base.
- With Triple-A Colorado Springs, made 74 appearances, 72 starts, at shortstop and made 30 appearances, 25 starts, at second base...hit .282 (110-for-390) with 17 doubles, five triples, one home run, 33 RBI and 51 runs scored in 103 games.
- Earned Pacific Coast League Player of the Week honors for 8/10 - 17, hitting .444 (12-for-27) with a home run and four RBI.
- Acquired by MIL from TEX with RHP Marcos Diplan and RHP Corey Knebel in exchange for RHP Yovani Gallardo and cash considerations on 1/19.
- Entered the season as the third-best prospect in Milwaukee's system according to Baseball America.
- Following the season played for La Guaira in the Venezuelan Winter League and hit .314 (16-for-51) in 13 games.

2014: Split the season between Double-A Frisco, Triple-A Round Rock and the Texas Rangers, making his Major League debut.

- Hit .261 (30-for-115) with six doubles, eight RBI and 12 runs scored in 43 games over three stints with the Rangers... was the third-youngest player to appear in Majors in 2014 behind teammate Rougned Odor and New York-NL's Dilson Herrera
- Started games for TEX at second base (15), shortstop (eight), third base (four) and designated hitter (four).
- Made his Major League debut as a defensive replacement on 4/20 vs. Chicago (AL) and collected first Major League hit with an infield single in eighth inning.
- Combined to hit .281 (98-for-349) with 20 doubles, one home run, three triples 37 RBI and 51 runs scored in 81 games between Double-A Frisco and Triple A-Round Rock

2013: Split the season between Single-A Myrtle Beach and Double-A Frisco, hitting a combined .288 (149-for-518) with 81 runs, 19 doubles, three triples, two home runs, 46 RBI, 81 runs scored and 36 steals in 126 games.

- His 36 steals were tied for the most among Texas minor leaguers and his 81 runs ranked second.
- Spent the first four months of the season at Myrtle Beach and had the fifth-best average in the Carolina League... ranked tied for first on the Pelicans in runs scored (69) and steals (27) and ranked third in hits (114).
- Named to the Carolina League Mid-Season All-Star Team and earned Carolina League Player of the Week honors for 5/13-19.
- Hit .370 (40-for-108) in final 29 games beginning 6/27.
- Promoted to Double-A Frisco 8/1...had a season-best 12-game hitting streak 8/16 - 28.
- Rated as the 11th-best prospect in the Texas League by *Baseball America* at end of season.
- After the season, played in 31 games for La Guaira in the Venezuelan Winter League and hit .354 (45-for-127) with 16 RBI and six steals in 31 games.

2012: Spent entire season with Low-A Hickory where he ranked tied for 10th in the South Atlantic League with 32 stolen bases

- Hit .291 (109-for-374) on the season in 96 games, including a .326 mark in 46 games after the All-Star break
- Spent time on the disabled list with a back strain from 7/5-16.
- Also hit .318 (14-for-44) with a homer and four RBI in 11 games with the Surprise Saguaros of the Arizona Fall League.

2011: Appeared in 14 games for the Rookie-Level AZL Rangers, hitting safely in 10 of those games...placed on disabled list on 6/28 after undergoing season-ending right shoulder surgery.

2010: Opened season on the disabled list with a fractured right hand before being activated by the Rookie Level AZL Rangers on 7/19.

- Reached base safely in 15 of first 16 starts...overall, hit .311 (32-for-103) with four doubles, eight RBI and 22 runs scored in 26 games.
- Was 2-for-5 with an RBI double in the AZL Rangers' lone playoff game vs. AZL Brewers on 8/30.

PERSONAL

Luis Alexander Sardinas Avilez... rated as the sixth-best international prospect by *Baseball America* at the time he was signed by Rangers' scouts Rafic Saab, Pedro Avila, and Mike Daly at age 16 in July 2009...played in the Perfect Game Showcase at the Metrodome in Minneapolis in June 2009.

LUIS SARDINAS' CAREER BATTING RECORD

YR	CLUB	AVG	G	AB	R	H	2B	3B	HR	RBI	SH	SF	HP	BB	SO	SB	CS	OBP	SLG	E
2010	AZL Rangers (R)	.311	26	103	22	32	4	0	0	8	6	1	2	7	15	8	2	.363	.350	7
2011	AZL Rangers (R)	.308	14	52	11	16	2	1	0	7	0	2	2	4	10	2	1	.367	.385	4
2012	Hickory (A)	.291	96	374	65	109	14	2	2	30	2	3	4	29	52	32	9	.346	.356	21
2013	Myrtle Beach (A)	.298	97	383	69	114	15	3	1	31	5	5	7	32	54	27	8	.358	.360	25
2013	Frisco (AA)	.259	29	135	12	35	4	0	1	15	1	0	1	4	21	5	2	.286	.311	6
2014	Frisco (AA)	.253	21	87	12	22	5	1	0	9	0	0	0	3	12	1	1	.278	.333	0
2014	Round Rock (AAA)	.290	60	262	39	76	15	2	1	28	2	1	0	8	39	9	4	.310	.374	9
2014	TEXAS	.261	43	115	12	30	6	0	0	8	3	0	2	5	21	5	1	.303	.313	4
2015	Colorado Springs (AAA)	.282	103	390	51	110	17	5	1	33	5	0	1	20	54	16	4	.319	.359	15
2015	MILWAUKEE	.196	36	97	8	19	0	1	0	4	1	1	0	6	25	0	0	.240	.216	2
2016	Tacoma (AAA)	.252	44	163	17	41	4	0	0	17	1	2	2	9	20	7	4	.295	.276	2
2016	El Paso (AAA)	.263	4	19	5	5	2	0	0	1	0	0	0	3	3	1	0	.364	.368	0
2016	SEATTLE	.181	32	72	12	13	0	0	2	5	3	0	1	1	25	1	1	.203	.264	2
2016	SAN DIEGO	.287	34	108	13	31	6	1	2	13	1	0	0	11	23	3	1	.353	.417	5
Major League Totals		.237	145	392	45	93	12	2	4	30	8	1	3	23	94	9	3	.284	.309	13
Minor League Totals		.285	495	1968	303	560	82	14	6	179	22	14	19	119	280	108	35	.329	.350	93

*Led league +Tied for league lead @Rehab assignment

CAREER FIELDING

POSITION	PCT.	G	PO	A	E	TC	DP
Second Base	1.000	39	56	72	0	128	24
Shortstop	.964	77	96	199	11	306	48
Third Base	.920	13	5	18	2	25	2
Outfield	--	1	0	0	0	0	0
Pitcher	1.000	1	0	1	0	1	0
Career Totals	.972	134	162	291	13	466	76

SINGLE-GAME HIGHS

HITTING STREAK.....Six games, June 7 - 18, 2014
 HITS.....3, four, last September 29, 2016 vs. Los Angeles (NL)
 DOUBLES.....2, September 14, 2014 vs. ATL
 RBI.....4, twice, last August 26, 2016 at Miami
 RUNS SCORED.....2, five times, last September 14, 2016 at San Francisco
 WALKS.....2, five times, last September 20, 2016 vs. Arizona
 STRIKEOUTS.....3, three times, last May 27, 2016 vs. Minnesota
 CAREER WALK-OFF HITS.....None

HOME RUNS

CAREER MULTI-HOME RUN GAMES.....None
 CAREER GRAND SLAMS.....None
 CAREER PINCH-HIT.....None
 CAREER LEADOFF.....None

CAREER TRANSACTIONS

2009.....Signed by the Texas Rangers as an international free agent, July 2
 2015.....Acquired by the Milwaukee Brewers from Texas with RHP Marcos Diplan and RHP Corey Knebel in exchange for RHP Yovani Gallardo and cash considerations, January 19.
Acquired by the Seattle Mariners from Milwaukee in exchange for OF Ramon Flores, November 20.
 2016.....Acquired by the San Diego Padres from Seattle in exchange for a player to be named later, August 15.



RYAN SCHIMPF

INFIELDER



BATS/THROWS: L/R

OPENING DAY AGE: 29

BORN: April 11, 1988 in New Orleans, LA

RESIDENCE: Covington, LA

ACQUIRED: Signed as a minor league free agent: November 25, 2015

CONTRACT STATUS: Signed through 2017

HEIGHT/WEIGHT: 5-9/184

SERVICE TIME: 0.111

CAREER

2016: Split the season between Triple-A El Paso and San Diego, making his Major League debut for the Padres at the age of 28 and hit .217 (60-for-276) with 17 doubles, five triples, 20 home runs, 51 RBI and 48 runs scored to go along with an .869 OPS (.336 OBP, .533 SLG) in 89 games played.

- After signing with the Padres as a minor league free agent prior to the season, he began the year with Triple-A El Paso where he hit .355 (59-for-166) with 17 doubles, 15 home runs and 48 RBI in 51 games before having his contract selected on 6/14 for his first career call-up.
- Over his first 13 Major League games from 6/14-29 he hit just .103 (3-for-29) before hitting .231 (57-for-247) with 20 home runs and 50 RBI from 7/1 through the end of the season.
- Of his 60 hits on the season, 42 were for extra-bases with 17 doubles, five triples and 20 home runs, a ratio of 69.5 percent of his hits going for extra-bases...that percentage was the highest among all Major League players with at least 25 hits in 2016.
- Earned National League Rookie of the Month honors in July...just the fourth Padres rookie to win the monthly award and first since Josh Barfield in July 2006...also, Khalil Greene in April 2004 and August 2004 and Xavier Nady in May 2003.
- His 20 homers were the third-most all-time by a Padres rookie in a single season, behind Nate Colbert (24 in 1969) and Jedd Gyorko (23 in 2013).
- His 20 homers also were the second-most ever by a Padres second basemen in a single season, behind only Gyorko's 23 in 2013.
- He finished tied for fourth among all Major League rookies with 20 home runs..
- Had three multi-homer games with two on 7/6 at Arizona, two on 8/12 at New York-NL and two on 8/19 vs. Arizona.
- Collected a career-high six RBI on 8/12 at New York-NL, at the time the most by a Padre in 2016 before Renfroe's seven RBI game in September...his six RBI that day was also, at the time, the most ever by a Padres rookie in a single game before Renfroe's seven.
- After receiving his first career call-up on 6/14, his 20 home runs from 6/14 through the end of the season were tied for the most in the Majors by a rookie, with Gary Sanchez also hitting 20 for the Yankees over that time...his 42 extra-base hits over that time ranked second-most by a Major League rookie behind only Corey Seager's 43 XBH over that span.
- His .869 OPS on the year ranked third-best among qualifying rookies from 6/14 through the end of the regular season, behind Trea Turner (.922) and Corey Seager (.886).
- His .315 isolated power on the year was the second-highest ever by a Padre with 300-or-more plate appearances behind only Greg Vaughn's .325 ISO in 1998...was the fourth-highest ever by a Major League rookie with 300-or-more plate appearances, behind Rudy York's .344 ISO

QUICK HIT

- Earned National League Rookie of the Month honors in July 2016.

- **First MLB Hit:** June 14, 2016 vs. Miami, double off of Tom Koehler

- **First MLB Home Run:** July 1, 2016 vs. New York (AL), solo off of Nathan Eovaldi

2015: Combined to hit .250 (92-for-368) with 26 doubles, 23 home runs, 63 RBI and 55 runs scored in 107 games played between Double-A New Hampshire and Triple-A Buffalo.

- Began the season with New Hampshire, spending the majority of the season there with 76 games...also played in 31 games for Triple-A Buffalo.
- Missed time while on the seven-day disabled list from 7/17-24.

2014: Hit a combined .227 (90-for-397) with 24 doubles, two triples, 24 home runs, 58 RBI and 64 runs scored in 117 total games between Double-A New Hampshire and Triple-A Buffalo.

- Named an Organization All-Star for Toronto by MiLB.com following the season.
- After the season played in 26 games for Venados de Mazatlan in the Mexican Winter League, hitting .242 (24-for-99) with three home runs and 12 RBI.

2013: Spent the entire season with Double-A New Hampshire, hitting .210 (93-for-442) with 21 doubles, three triples, 23 home runs, 65 RBI and 67 runs scored in 126 games played.

- Named an Organization All-Star for Toronto by MiLB.com after the year.

2012: Split the campaign between Single-A Dunedin and Double-A New Hampshire, hitting .269 (127-for-472) with 37 doubles, three triples, 22 home runs, 76 RBI and 80 runs scored in 129 games played.

- Named on Organization All-Star for Toronto by MiLB.com, following the season.
- Named a Florida State League Mid-Season All-Star for Dunedin.

2011: Played in 57 games for Single-A Dunedin, missing time while on the disabled list from 4/7-6/9 with patella tendinitis of the right knee.

2010: Split time between Single-A Lansing and Single-A Dunedin, spending the majority of the season with Lansing...combined to hit .237 (96-for-405) with 26 doubles, 11 triples, eight home runs, 52 RBI and 56 runs scored in 110 total games played.

- Named a Midwest League Mid-Season All-Star for Lansing.

2009: Made his professional debut by splitting time between Rookie-Level Auburn and the Gulf Coast League Blue Jays, hitting a combined .293 (39-for-133) in 36 total games.

PERSONAL

Ryan Michael Schimpf...he and his wife, Felicia, have one child, Kenley...attended Louisiana State University where his father, Craig, also attended...named the Most Valuable Player of the 2008 Valley League Championship Series... hit .392 during the summer with three doubles, 11 home runs and 27 RBI in 27 games...participated in the 2007 CIGL All-Star Game and was named the No. 7 prospect in the league by *Baseball America*...originally signed by Blue Jays' scout Rob St. Julien.

RYAN SCHIMPF'S CAREER BATTING RECORD

YR	CLUB	AVG	G	AB	R	H	2B	3B	HR	RBI	SH	SF	HP	BB	SO	SB	CS	OBP	SLG	E
2009	GCL Blue Jays (R)	.500	2	4	1	2	0	1	0	0	0	0	0	2	0	1	0	.667	1.000	0
	Auburn (A)	.287	34	129	25	37	7	1	3	14	4	2	3	15	24	4	1	.369	.426	8
2010	Lansing (A)	.240	92	337	46	81	23	10	6	45	4	5	10	39	96	11	7	.332	.421	16
	Dunedin (A)	.221	18	68	10	15	3	1	2	7	1	0	1	4	27	3	0	.274	.382	8
2011	Dunedin (A)	.240	57	196	30	47	9	2	10	36	0	3	7	22	52	2	0	.333	.459	7
2012	Dunedin (A)	.266	96	361	59	96	29	3	14	61	0	6	4	48	89	4	2	.353	.479	13
	New Hampshire (AA)	.279	33	111	21	31	8	0	8	15	1	0	2	23	32	3	1	.412	.568	3
2013	New Hampshire (AA)	.210	126	442	67	93	21	3	23	65	0	1	7	79	138	3	3	.338	.428	10
2014	New Hampshire (AA)	.270	50	185	35	50	17	1	15	37	0	3	3	28	56	3	0	.370	.616	4
	Buffalo (AAA)	.189	67	212	29	40	7	1	9	21	1	2	7	24	59	0	1	.290	.358	4
2015	New Hampshire (AA)	.271	76	258	43	70	20	0	20	56	0	3	4	42	54	2	1	.378	.581	2
	Buffalo (AAA)	.200	31	110	12	22	6	0	3	7	0	1	0	11	23	0	2	.270	.336	1
2016	El Paso (AAA)	.355	51	166	36	59	17	0	15	48	0	1	2	21	33	0	1	.432	.729	5
	SAN DIEGO	.217	89	276	48	60	17	5	20	51	0	3	9	42	105	1	1	.336	.533	6
	Major League Totals	.217	89	276	48	60	17	5	20	51	0	3	9	42	105	1	1	.336	.533	6
	Minor League Totals	.250	733	2579	414	644	168	22	128	411	11	27	50	358	683	36	19	.349	.481	81

*Led league +Tied for league lead @Rehab assignment

CAREER FIELDING

POSITION	PCT.	G	PO	A	E	TC	DP
Second Base	.980	58	106	193	6	305	50
Third Base	1.000	14	6	28	0	34	2
Left Field	1.000	1	2	0	0	2	0
Career Totals	.982	83	114	221	6	341	52

SINGLE-GAME HIGHS

HITTING STREAK.....Five games, August 24-30, 2016
 HITS4, August 19, 2016 vs. Arizona
 DOUBLES2, twice, last August 19, 2016 vs. Arizona
 RBI6, August 12, 2016 at New York (NL)
 RUNS SCORED3, twice, last September 20, 2016 vs. Arizona
 WALKS2, seven times, last September 20, 2016 vs. Arizona
 STRIKEOUTS.....4, three times, last September 17, 2016 at Colorado
 CAREER WALK-OFF HITS.....One, August 19, 2016 vs. Arizona (three-run home run off of Patrick Corbin)

HOME RUNS

CAREER MULTI-HOME RUN GAMES (3)...July 6, 2016 at Arizona (Shelby Miller and Josh Collmenter)
August 12, 2016 at New York (NL) (Logan Verrett)
August 19, 2016 vs. Arizona (Enrique Burgos and Patrick Corbin)
 CAREER GRAND SLAMS (1).....August 12, 2016 at New York (NL) (Logan Verrett)
 CAREER PINCH-HIT (2).....July 30, 2009 vs. San Diego (Mike Ekstrom)
None
 CAREER LEADOFF (1).....None

CAREER TRANSACTIONS

2009.....Signed by the Toronto Blue Jays as a fifth-round selection in the First-Year Player Draft.
 2015.....Signed by the San Diego Padres as a minor league free agent, November 25.

YANGERVIS SOLARTE

INFIELDER



BATS/THROWS: S/R
OPENING DAY AGE: 29

BORN: July 7, 1987 in Valencia, Venezuela

RESIDENCE: Valencia, Venezuela

ACQUIRED: From NYY with RHP Rafael De Paula in exchange for INF Chase Headley and cash considerations: July 22, 2014

CONTRACT STATUS: Signed through 2018 (club options 2019 and 2020)

HEIGHT/WEIGHT: 5-11/212
SERVICE TIME: 3.000

CAREER

2016: In his second full season with the Padres, set career-highs in home runs (15), RBI (71) and batting average (.286) with 26 doubles, one triple and 55 runs scored to go along with an .808 OPS (.341 OBP, .467 SLG) in just 109 games played.

- Missed some time while on the disabled list, first from 4/10 - 5/21, with a strained right hamstring...also missed some time due to a personal family matter.
- From 6/24 through the end of the season, over his final 75 games, he hit .299 (87-for-291) with 19 doubles, one triple, 11 home runs, 49 RBI and 41 runs scored to go along with an .823 OPS (.339 OBP, .485 SLG).
- He set career-highs on the season in home runs (15), RBI (71), average (.286) and OPS (.808), despite playing in just 109 games after playing in 152 games in 2015.
- Against right-handed pitching, the switch-hitter hit .291 (90-for-309) with 12 of his 15 home runs, while hitting .271 (26-for-96) vs. left-handers.
- Enjoyed his best month of the season in July when he hit .308 (28-for-96) with eight doubles, six homers, 17 RBI and 14 runs scored in 22 games...also had a nice September when he hit .355 (27-for-81) with five doubles, two homers and 17 RBI.
- Had a career-best 14-game hit streak from 9/6 - 29, hitting .385 (20-for-52) over that streak, the longest by a Padre in 2016.
- Had his second career multi-homer game on 5/27 at Arizona, hitting two homers and driving in four.
- Overall on the season he hit .331 (58-for-175) with runners on base, .302 (32-for-106) with runners in scoring position and .271 (13-for-48) with RISP and two outs.
- Spent the majority of his season batting cleanup in the order, where he hit .289 (77-for-266) with 19 doubles, 11 home runs, 46 RBI and 40 runs scored to go along with an .831 OPS (.346 OBP, .485 SLG).
- Selected as the 18th winner of the Tony Conigliaro Award, given annually to the "Major Leaguer who has overcome adversity through the attributes of spirit, determination and courage that were the trademarks of Tony C."

QUICK HIT

- First MLB Hit:** April 3, 2014 at Houston, single off Brett Oberholtzer
- First MLB Home Run:** April 17, 2014 at Tampa Bay, two-run HR off Grant Balfour

2015: Played in a career-high 152 games and set career-highs in hits (142), runs (63), doubles (33), triples (4), RBI (63).

- Finished second on the club with 142 hits behind Matt Kemp's 158 hits...finished third on the team overall with 63 RBI, behind Matt Kemp (100 RBI) and Justin Upton (81 RBI).
- Made a career-high 125 starts after starting 124 games the previous season...started 85 games at third base, 25 at first base, 14 at second base and one as the designated hitter.
- In the second half, he started 64 of the Padres 72 games at third base.
- Over his first 30 games from 4/7-5/9 he hit .297 (27-91) with two home runs and 18 RBI before hitting .189 (23-122) with no home runs and eight RBI over his next 37 games from 5/10-6/24...from 6/25 through the end of the regular season he hit .294/.341/.498 (92-313) with 12 home runs, 37 RBI and 47 runs scored over his final 85 games.
- Overall in the second half he hit .292/.336/.470 (77-288) in 70 games after hitting .248/.304/.385 (65-262) over 82 games in the first half.
- The switch-hitter hit .278 (113-406) from the left side against right-handed pitching and .242 (29-120) from the right side against left-handers.
- Overall on the year he hit .305 (36-118) with runners in scoring position, including .328 (19-58) with RISP and two outs...with the bases loaded he was 4-for-8 (.500).
- In 75 games at home in 2015 he hit .300 (77-257) while hitting .242 (65-269) in 77 games on the road.
- Had a career-best 11-game hitting streak twice in 2015, once from 7/25-8/5 (.413, 19-46) and another from 8/30-9/10 (.404, 19-47).
- Homered in a career-high three consecutive games from 8/18-21, the first Padre to homer in three-straight games since Chase Headley did so in 2013 (9/13-15/13).
- Collected an extra-base hit in a career-best five-straight games from 6/30-7/4, the longest such stretch for the Padres in 2015.
- Had the first multi home run game of his career with two home runs on 8/3 at MIL.
- Collected a career-high tying four hits twice in 2015, first on 7/29 at NYM and a second time on 9/3 vs. LAD (only other four hit game came on 7/30/14 vs. STL).
- On 6/25 at SF entered the game as a pinch-hitter in the eighth and collected both a double and a single in the inning, becoming just the second Padres player since 1974 to have two hits in an inning after entering the game as a pinch-hitter with the only other by Oscar Azocar who had two hits in the eighth after entering in the pinch on 10/2/91 vs. LAD.

2014: Acquired by the Padres on 7/22 and hit .267 (58-for-217) with five doubles, one triple, four homers and 17 RBI in 56 games.

- After joining the club on 7/23, led the team in plate appearances (246) and at-bats (217), ranked second on the club in batting average and was fourth in walks (23).
- Among qualified Major League rookies, his .260 batting average and .336 OBP ranked second while his .369 slugging percentage ranked third.
- Played four different positions for the Padres: 45 at third base (41 starts), 10 at second base (eight starts), seven in left field (four starts) and three at shortstop (one start).
- In 535 total plate appearances, drew 53 walks and struck out 58 times...since 1990, was one of eight Major League rookies to walk 50+ times and strike out 60-or-fewer times in 500+ PA.
- Recorded an RBI in each of his first five games with the Padres from 7/23 - 27, becoming the first player in franchise history to record an RBI in each of his first five games with the club, surpassing the four-game streaks by Carlos Quentin (5/28 - 6/1/12) and Gene Tenace (4/6-10/77).
- Recorded an RBI in seven of his first eight games, becoming the first player in franchise history to accomplish that feat...since the 1920 season, Solarte was the 12th Major League player to tally an RBI in seven-or-more of his first eight games with a new team and the first NL player to do so since Bobby Murcer of the Cubs from 4/7-17/77.
- After joining the Padres on 7/23, hit .356/.385/.575 (26-for-73) against left-handed pitching...his batting average against southpaws in that time ranked fourth in the Majors and third in the National League, while his on-base percentage ranked third in the Majors and first in the National League...his slugging percentage was the best in MLB.
- Made the Opening Day roster for the New York Yankees, the first of his career...in 75 games with New York prior to being dealt to San Diego, was hitting .254/.337/.381 (64-for-252) with 14 doubles, six homers and 31 RBI.

2013: Spent the entire season with Triple-A Round Rock in the Texas Rangers organization, batting .276 (145-for-526) and setting career highs in HR (12) and RBI (75).

- Led the team in games (133), hits and RBI and was tied for the team lead with 31 doubles.
- Hit .381 in May and .322 in June, but only .219 after the All-Star break (32-for-146).
- Batted .321 vs. LHP (52-for-162, three HR) and .255 vs. RHP (93-for-364, nine HR).
- Recorded 42 multi-hit games, the third consecutive season in which he had multiple hits in at least 40 games.
- Following the season, hit .303 (40-for-132) in 38 games for Aragua of the Venezuelan Winter League.

2012: Spent his entire first season in the Rangers organization with Triple-A Round Rock and hit .288 (149-for-518) with 28 doubles, 11 home runs, 54 RBI and 69 runs scored in 130 games.

- Finished the season among Express team leaders in games (3rd), at-bats (3rd), hits (2nd), and doubles (T2nd).
- Was the second-hardest player in the Pacific Coast League to strike out, averaging a strikeout every 12.91 PA.
- Produced the league's second-longest hitting streak of the season, hitting safely in 22 consecutive games from 4/19 - 5/11 (.376, 35-for-93, five HR).
- Spent time at second base (91 games), third base (13 games), first base (one) and left field (21 games)...led all PCL second basemen with 93 double plays turned.
- Following the season, hit .301 (53-for-176) in 47 games with Aragua of the VWL.

2011: Spent the season with Double-A New Britain in the Minnesota Twins organization, hitting .329 (151-for-459) with 36 doubles, three triples, seven home runs, 49 RBI and 64 runs scored in 121 games.

- Ranked second in the Eastern League in batting and fourth in hits...also the toughest player to strike out (13.08 PA/K).
- Was named an Eastern League mid- and post-season All-Star as well as an MiLB.com Organization All-Star.
- Produced a 15-game hitting streak from 4/21-5/7 (.417, 25-for-60), earning him EL Player of the Week honors on 5/2.
- Following the season, played in 32 games with Aragua of the VWL and hit .317 (33-for-104).
- Signed by the Texas Rangers as a minor league free agent on 11/30.

2010: Combined with the GCL Twins, Single-A Fort Myers and Double-A New Britain to hit .292 (94-for-322) with five home runs in 84 games.

- In 45 games with Fort Myers, hit .320 (55-for-172) and ranked third on the club in batting average.
- Spent time on the disabled list with a torn meniscus in right knee from 6/24-8/8.
- Following the season, hit .268 (26-for-97) in 30 games with Aragua of the VWL.

2009: Began the season with Single-A Fort Myers but was placed on the DL after right shoulder surgery on 5/4.

- Transferred to GCL Twins on rehab assignment on 8/10...reinstated from DL and transferred to New Britain on 9/1.
- Appeared in 29 games with Aragua of the VWL following the season and hit .302 (29-for-96).

2008: Combined at Single-A Fort Myers and Single-A Beloit to hit .238 (70-for-294) in 83 games.

2007: Played in 52 games for the GCL Twins, batting .303 (53-for-175) and tying for the team lead in RBI (33).

2006: Made his professional debut with the DSL Twins and hit .278 (54-for-194) in 53 games.

PERSONAL

Yangervis Alfredo Solarte...born and resides in Valencia, Carabobo, Venezuela, where he attended Tomas Alba Edison High School...signed as a non-drafted free agent on June 16, 2005 by Jose Leon (Twins)...has three daughters, Yanliett, Yuliett and Yulianna.



YANGERVIS SOLARTE'S CAREER BATTING RECORD

YR	CLUB	AVG	G	AB	R	H	2B	3B	HR	RBI	SH	SF	HP	BB	SO	SB	CS	OBP	SLG	E
2006	DSL Twins (R)	.278	53	194	32	54	9	2	2	29	2	1	3	27	18	2	2	.373	.376	10
2007	GCL Twins (R)	.303	52	175	25	53	4	3	1	33	10	5	2	11	18	7	3	.342	.377	3
2008	Beloit (A)	.218	41	147	16	32	4	0	0	17	3	1	2	14	13	7	2	.293	.245	5
	Fort Myers (A)	.259	42	147	18	38	9	1	3	16	3	0	4	7	25	2	2	.310	.395	5
2009	Fort Myers (A)	.188	4	16	2	3	1	0	0	1	0	0	0	0	1	0	0	.188	.250	0
	GCL Twins (R)@	.179	9	28	4	5	0	0	0	4	1	2	1	5	1	0	0	.306	.179	1
	New Britain (AA)	.143	3	7	0	1	0	0	0	0	0	0	0	0	1	0	0	.143	.143	0
2010	Fort Myers (A)	.320	45	172	19	55	9	1	2	15	2	0	1	13	13	3	0	.371	.419	9
	New Britain (AA)	.276	32	127	14	35	9	0	3	19	1	1	0	3	18	1	1	.290	.417	1
	GCL Twins (R)@	.174	7	23	3	4	0	0	0	0	0	0	0	1	4	0	0	.208	.174	0
2011	New Britain (AA)	.329	121	459	64	151	36	3	7	49	7	2	5	24	38	5	4	.367	.466	11
2012	Round Rock (AAA)	.288	130	518	69	149	28	0	11	54	0	6	3	41	44	3	1	.340	.405	16
2013	Round Rock (AAA)	.276	133	526	66	145	31	0	12	75	2	8	2	39	69	3	0	.323	.403	12
2014	NEW YORK-AL	.254	75	252	26	64	14	0	6	31	1	3	3	30	34	0	0	.337	.381	9
	Scranton/WB (AAA)	.600	5	20	3	12	3	1	0	5	0	0	0	1	2	0	0	.619	.850	0
	SAN DIEGO	.267	56	217	30	58	5	1	4	17	2	3	1	23	24	0	1	.336	.355	6
2015	SAN DIEGO	.270	152	526	63	142	33	4	14	63	2	3	6	34	56	1	0	.320	.428	11
2016	SAN DIEGO	.286	109	405	55	116	26	1	15	71	0	3	5	30	63	1	1	.341	.467	11
	El Paso (AAA)@	.714	2	7	3	5	1	2	0	2	0	0	0	2	0	0	0	.778	1.429	0
Major League Totals		.271	392	1400	174	380	78	6	39	182	5	12	15	117	177	2	2	.332	.419	37
Minor League Totals		.289	679	2566	338	742	144	13	41	319	31	26	23	188	265	33	15	.340	.403	73

*Led league +Tied for league lead @Rehab assignment

CAREER FIELDING

POSITION	PCT.	G	PO	A	E	TC	DP
Third Base	.959	298	164	475	27	666	49
Second Base	.974	61	78	111	5	194	21
First Base	.982	30	203	17	4	224	26
Shortstop	1.000	8	2	6	0	8	0
Left Field	.857	7	6	0	1	7	0
Career Totals	.966	404	453	609	37	1099	96

SINGLE-GAME HIGHS

HITTING STREAK.....14 games, September 6 - 29, 2016
 HITS.....4, four times, last July 3, 2016 vs. New York (AL)
 DOUBLES.....2, eight times, last April 8, 2016 at Colorado
 HOME RUNS.....2, twice, May 27, 2016 at Arizona
 RBI.....5, July 6, 2016 at Arizona
 RUNS SCORED.....4, August 3, 2016 vs. Milwaukee
 WALKS.....2, 13 times, last July 1, 2016 vs. New York (AL)
 STRIKEOUTS.....3, twice, last June 13, 2016 vs. Miami
 CAREER WALK-OFF HITS.....None

HOME RUNS

CAREER MULTI-HOME RUN GAMES (2)....August 3, 2015 at Milwaukee (Wily Peralta and Preston Guilmet)
May 27, 2016 at Arizona (Robbie Ray and Josh Collmenter)
 CAREER GRAND SLAMSNone
 CAREER PINCH-HITNone
 CAREER WALK-OFFSNone

CAREER TRANSACTIONS

2005.....Signed by the Minnesota Twins as an non-drafted free agent, June 16.
 2011.....Signed by the Texas Rangers as a minor league free agent, November 30.
 2014.....Signed by the New York Yankees as a minor league free agent, January 14.
 2014.....Acquired by the San Diego Padres along with RHP Rafael De Paula in exchange for INF Chase Headley and cash considerations, July 22.



CORY SPANGENBERG

INFIELDER

BATS/THROWS: L/R

OPENING DAY AGE: 26

BORN: March 16, 1991 in Clarks Summit, PA

RESIDENCE: Oldsmar, FL

ACQUIRED: Signed as a first-round (10th overall) selection in the 2011 First-Year Player Draft

CONTRACT STATUS: Signed through 2017

HEIGHT/WEIGHT: 6-0/194

SERVICE TIME: 2.028

CAREER

2016: Had his season cut short after landing on the 15-day disabled list on 4/20 with a strained left quad, missing the remainder of the year.

- Transferred to the 60-day disabled list on 8/13.
- Started for the Padres on Opening Day at Petco Park, on 4/4 vs. Los Angeles-NL, playing second base.
- Against left-handers in his limited play, he hit .333 (5-for-15) with a home run.

2015: In his first full Major League season he played in 108 games, missing time with a stint on the disabled list.

- Made the club's Opening Day roster, his first career Opening Day roster.
- Overall on the year he made 82 starts, including 67 at second base, 14 at third base and one as the designated hitter.
- Of his 82 starts, 46 came over the club's first 77 games from 4/6-6/27 before he landed on the 15-day disabled list on 6/30, retroactive to 6/28, with a left knee contusion.
- Before landing on the DL, had been hitting .290 (27-93) over his previous 30 games from 5/24-6/27.
- Played in nine rehab games between Double-A San Antonio and Triple-A El Paso before being reinstated from the disabled list on 8/14, missing a total of 38 games.
- After being reinstated from the DL he started 36 of the club's final 47 games of the season from 8/14-10/3.
- Over 67 games in the first half of the season he hit .254 (45-177) before hitting .294 (37-126) over 41 games in the second half.
- Against left-handed pitching on the year he hit .273 (15-55) while hitting .270 (67-248) vs. right-handed pitching.

2014: Split the season between Double-A San Antonio and the Padres, making his Major League debut.

- Made his first Major League stint after having his contract selected from Double-A San Antonio on 9/1...made his Major League debut that day at third base, batting eighth, and going 1-for-4 with two RBI.
- With his two-run single in his Major League debut, became the third player in Padres franchise history to record multiple RBI in his first career game, joining Kevin Higgins on 5/29/93 and Jim Wilhelm on 9/4/78, both of whom had two RBI in their big league debuts.
- Hit a pinch-hit, walk-off home run in his second career game on 9/2 vs. ARI, becoming the first player in Padres franchise history to hit a walk-off home run within his first two career games...only three active Major League players have hit walk-off home runs within their first two career games: Miguel Cabrera-FLA in his first career game on 6/20/03 vs. TB and Drew Stubbs-CIN on 8/20/09 vs. SF in his second career game.
- Was the third rookie since Petco Park opened in 2004 to hit a walk-off home run, joining Josh Barfield on 9/4/06 vs. COL and Paul McNulty on 9/6/06 vs. COL.
- Upon the completion of the 2014 season, each of the last two Major League players to hit a pinch-hit, walk-off home run for their first career home runs have been members of the Padres: Paul McNulty on 9/6/06 and Cory Spangenberg on 9/2.
- Hit a second pinch-hit home run on 9/6 at COL, his second career homer, becoming the first Padres player in team history to have his first two career home runs come as a pinch-hitter and the first to have his first two career pinch hits be home runs (ELIAS & STATS Inc.).
- Hit .290/.313/.452 (18-for-62) with two doubles, a triple, two home runs and nine RBI in 20 games for the Padres over the final month of the season...among National League rookies with at least 50 plate appearances, his batting average ranked ninth, his OBP ranked tied for ninth and his SLG ranked sixth during the month of September.
- Hit .331 (93-for-281) with 17 doubles, eight triples (led the Texas League), two home runs and 22 RBI in 66 games for Double-A San Antonio in 2014... missed 77 games from 4/16 - 7/2 after suffering a concussion sliding into second base.

2013: Opened the year at High-A Lake Elsinore before a promotion to Double-A San Antonio where he helped the Missions to the Texas League title.

- Prior to promotion to San Antonio, was named to the California League mid-season All-Star team.
- Hit .403 (27-for-67) with runners in scoring position at Lake Elsinore.
- Played for Peoria in the Arizona Fall League, batting .308 (20-for-65) with four doubles, a triple, two home runs, seven RBI, 12 runs scored and seven stolen bases in eight attempts.

QUICK HIT

- **First MLB Hit:** September 1, 2014 vs. Arizona, single off Eury De La Rosa
- **First MLB Home Run:** September 2, 2014 vs. Arizona, two-run, pinch-hit walk-off off Brad Ziegler

2012: Spent the entire campaign with High-A Lake Elsinore, hitting .271 and stealing 27 bases.

- Named the No. 1 second base prospect by MLB.com prior to the season.
- Also named the No. 5 prospect in the Padres organization by *Baseball America* entering 2012...also rated as having the best strike-zone discipline in the Padres organization.

2011: Began his professional career batting .384 in 25 games with Short-A Eugene before hitting .286 in 47 games with Class-A Fort Wayne.

- Named a Short-Season All-Star by both *Topps* and *Baseball America* following the season.

PERSONAL

Cory Joseph Spangenberg...graduated from Abington Heights High School in Clarks Summit, Pa., where he led the baseball team to the PIAA title in 2009...began his college career at VMI where he earned freshman All-American honors before transferring to Indian River State College in Fort Pierce, Fla...he committed to play at the University of Miami before deciding to sign with the Padres in 2011...originally signed by Padres' scout Willie Bosque.

CORY SPANGENBERG'S CAREER BATTING RECORD

YR	CLUB	AVG	G	AB	R	H	2B	3B	HR	RBI	SH	SF	HP	BB	SO	SB	CS	OBP	SLG	E
2011	Eugene (A)	.384	25	86	20	33	10	0	1	20	0	2	2	31	15	10	4	.545	.535	4
	Fort Wayne (A)	.286	47	189	35	54	7	1	2	24	3	0	3	14	42	15	4	.345	.365	9
2012	Lake Elsinore (A)	.271	98	384	53	104	12	8	1	40	6	4	6	26	72	27	9	.324	.352	10
2013	Lake Elsinore (A)	.296	54	226	33	67	13	6	4	31	3	0	1	23	51	17	3	.364	.460	7
	San Antonio (AA)	.289	76	287	35	83	10	3	2	20	11	2	2	17	61	19	11	.331	.366	4
2014	San Antonio (AA)	.331	66	281	38	93	17	8*	2	22	8	0	0	15	63	14	9	.365	.470	10
	AZL Padres (R)@.	.167	2	6	3	1	0	1	0	2	0	0	0	0	2	0	0	.375	.500	0
2015	Eugene (A)@.	.200	6	25	3	5	0	1	0	2	0	0	0	0	6	2	0	.200	.280	1
	SAN DIEGO	.290	20	62	7	18	2	1	2	9	1	0	0	2	14	4	2	.313	.452	5
	SAN DIEGO	.271	108	303	38	82	17	5	4	21	8	3	2	28	75	9	4	.333	.399	4
	El Paso (AAA)@.	.250	3	12	3	3	0	0	1	3	0	0	0	0	3	3	0	.400	.500	0
2016	San Antonio (AA)@.	.192	6	26	3	5	0	1	0	1	0	0	0	1	2	1	0	.222	.269	0
	SAN DIEGO	.229	14	48	6	11	1	1	1	8	0	0	1	4	13	1	0	.302	.354	5
Major League Totals		.269	142	413	51	111	20	7	7	38	9	3	3	34	102	14	6	.327	.402	14
Minor League Totals		.294	383	1522	226	448	69	29	13	165	31	8	14	132	315	108	40	.354	.403	45

*Led league +Tied for league lead @Rehab assignment

CAREER FIELDING

POSITION	PCT.	G	PO	A	E	TC	DP
Second Base	.970	86	112	213	10	335	51
Third Base	.938	28	6	39	3	48	0
Outfield	.750	8	3	0	1	4	0
Left Field	.750	5	3	0	1	4	0
Right Field	---	2	0	0	0	0	0
Center Field	---	1	0	0	0	0	0
Career Totals	.964	122	121	252	14	387	51

SINGLE-GAME HIGHS

HITTING STREAK	5 games, twice, last August 30 - September 3, 2015
HITS	3, five times, last September 26, 2015 vs. Arizona
DOUBLES	2, twice, last September 26, 2015 vs. Arizona
HOME RUNS	2, May 14, 2015 vs. Washington
RBI	3, September 14, 2015 at Arizona
RUNS SCORED	2, nine times, last September 26, 2015 vs. Arizona
WALKS	4, May 8, 2015 at Arizona
STOLEN BASES	2, twice, last June 26, 2015 vs. Arizona
STRIKEOUTS	3, four times, last April 5, 2016 vs. Los Angeles (NL)
CAREER WALK-OFF HITS	1, September 2, 2014 vs. Arizona (home run off Brad Ziegler)

HOME RUNS

CAREER MULTI-HOME RUN GAMES (1)	May 14, 2015 vs. Washington (Doug Fister and Blake Treinen)
CAREER GRAND SLAMS	None
CAREER PINCH-HIT (2).....	September 2, 2014 vs. Arizona (Brad Ziegler)
	September 6, 2014 at Colorado (Tommy Kahnle)
CAREER WALK-OFFS (1)	September 2, 2014 vs. Arizona (Brad Ziegler)

CAREER TRANSACTIONS

2011.....Signed by the San Diego Padres as a first-round (10th overall) selection in the First-Year Player Draft.



CRAIG STAMMEN

RIGHT-HANDED PITCHER

BATS/THROWS: R/R

OPENING DAY AGE: 33

BORN: March 9, 1984 in North Star, OH

RESIDENCE: North Star, OH

ACQUIRED: Signed as a minor league free agent: December 24, 2016

CONTRACT STATUS: Signed through 2017

HEIGHT/WEIGHT: 6-4/230

SERVICE TIME: 5.160

NON-ROSTER INVITEE

CAREER

2016: Split the season between Triple-A Columbus, Double-A Arkansas and the Rookie-League AZL Indians, pitching to a combined 1-4 record with a 3.62 ERA (11 ER, 27.1 IP) and 28 strikeouts against five walks in 23 games, two starts.

- Signed by the Cleveland Indians as a minor league free agent on 2/8
- Began the season with Triple-A Columbus before being placed on the seven-day disabled list, pitching in three games, two starts, for the AZL Indians on a rehab assignment.

2015: Appeared in five games for the Nationals, giving up no runs in five innings of relief.

- Placed on the 15-day disabled list on 4/15 with a torn right flexor tendon before being transferred to the 60-day on 6/6 and missing the remainder of the season.

2014: Went 4-5 with a 3.84 ERA (31 ER, 72.2 IP) in 49 games out of the bullpen for Washington.

- Posted the best strikeout-to-walk-ratio (4.00) and walk rate (1.73 per 9.0 innings) of his career
- Led the Nationals bullpen with 72.2 innings pitched...worked a season-high 4.0 innings of scoreless, one-hit relief on 5/17 vs. NYM
- When pitching 3.0 innings or more of relief, went 1-1 with a 1.37 ERA (3 ER, 19.2 IP), 15 strikeouts and a 0.81 WHIP
- From 2012-2014, led all Nationals relievers in innings pitched (242.2).

2013: Over 55 games with the Washington he went 7-6 with a 2.76 ERA (25 ER, 81.2 IP).

- Ranked third in the National League with team-leading 81.2 relief innings...had the top ERA among relievers to pitch at least 80.0 innings of relief
- Had career bests in SO/BB ratio (2.93/1), home run rate (0.44/9.0), relief wins (seven) and ground-ball percentage (71.1%)...133 ground balls induced were fifth-most in MLB per STATS, Inc.

2012: Spent the entire season with Washington after making the club out of spring training in a long-relief role

- Thrived in a long relief role in his first full MLB season, going 6-1 with a 2.34 ERA (23 ER, 88.1 IP) with 87 strikeouts against 36 walks in 59 games.
- Led Washington's bullpen with six wins...10 holds were a career high...ranked among NL relievers in innings (2nd, 88.1), wins (T-5th, 6) and strikeouts (8th, 87).
- Had an ERA of 1.89 when working 2.0 innings or more...successfully stranded 22 of 27 inherited baserunners (81%)...recorded a 1.29 ERA in the months of September and October
- Earned his first career save on 9/29 after pitching a scoreless 10th inning at St. Louis.

2011: Split the season between Triple-A Syracuse and Washington

- Started the season in Triple-A Syracuse and had a 10-7 record with a 4.75 ERA (75 ER, 142.0 IP) with 127 strikeouts against 40 walks in 25 games, 24 starts...tossed a seven-inning complete game on 4/23 to earn the win at Scranton.
- Had two stints with Washington, 6/4 - 6/14 and again on 9/2 through the end of the season...had a 1-1 record with a 0.87 ERA (1 ER, 10.1 IP) with 12 strikeouts against four walks in seven relief appearances.
- Limited opposing big league batters to a .088 (3-for-34) batting average.

2010: Split the season between Triple-A Syracuse and Washington, compiling a 4-4 record with a 5.13 ERA (73 ER, 128.0 IP) in 19 games, all starts in his sophomore season in the big leagues.

- Began the season in the Nationals' starting rotation for the first time in his career
- After being optioned to Triple-A Syracuse on 6/7, pitched to a 2-0 record with a 2.25 ERA (5 ER, 20.0 IP) in three starts, including a complete game shutout on 6/18 vs. Gwinnett
- Returned to the Nationals starting rotation on 6/29 and pitched 7.1 innings the next night against the Braves to earn the win and stop a five-game losing streak.
- Assigned to the bullpen on 8/8 and went 0-0 with a 5.48 ERA in 16 relief appearances to finish out the season.

QUICK HIT

- **First MLB Win:** June 18, 2009 at New York Yankees



2009: Split the season between Triple-A Syracuse and Washington, pitching to a 4-7 record with a 5.11 ERA (60 ER, 105.2 IP) in 19 games, all starts, during his Major League debut campaign.

- Had a 4-2 record with a 1.80 ERA (8 ER, 40.0 IP) over seven starts at Triple-A Syracuse before being called up to the big leagues on 5/20.
- Major League debut and first career start came on 5/21 vs. PIT...tossed 6.1 scoreless innings while retiring 19 of first 20 batters faced, but received no-decision.
- Earned his first Major League win on 6/18, tossing 6.1 innings scoreless innings in a 3-0 Nationals win at NYY
- Walked one or none in 13 of his 19 starts
- Did not pitch after 8/29 and had surgery performed on 9/6 to remove bone spurs.

2008: Split the season between Triple-A Columbus, Double-A Harrisburg and Single-A Potomac, pitching to a combined 8-7 record with a 3.52 ERA (59 ER, 150.2 IP) over 30 games, 23 starts.

- Was named to the Carolina League Mid-Season All-Star team, but did not participate due to being promoted to Harrisburg on 6/18.
- Went 3-1 with a 1.64 ERA in six starts with Harrisburg, earned Eastern League Pitcher of the Week honors on 7/13 after going 2-0 with a 0.64 ERA over two starts.
- Set a single-game career high for strikeouts with 10 on 5/26 vs. Lynchburg while earning the win for Potomac, tossing 8.0 innings of two-run ball.

2007: Spent the majority of the season with Single-A Potomac, while also making one spot start for Triple-A Columbus.

- Went 8-6 with a 4.18 ERA (58 ER, 125.0 IP) and 96 strikeouts against 54 walks in 28 games, 22 starts, for Single-A Potomac.
- Allowed only nine home runs, or one home run every 14.0 innings...also made six relief appearances with Potomac and posted a .227 opponents batting average with a 3.00 ERA out of the bullpen
- Made one start for Triple-A Columbus on 9/2 at Toledo.

2006: Split the season between Single-A Savannah and Single-A Potomac, pitching to a combined 6-11 record with a 4.04 ERA (64 ER, 142.2 IP) in 28 games, 27 starts.

- Spent the majority of the season with Single-A Savannah, where he posted a 3.58 ERA in 21 starts...went 3-0 with a 2.10 ERA in five June starts

2005: Began his professional career with the Nationals after being selected in the 12th-round of the First-Year Player Draft out of the University of Dayton.

- Began his pro career with Single-A Vermont of the Rookie-level New York-Penn League, posting a record of 4-5 with a 4.06 ERA in 13 appearances, 7 starts.
- Tossed 2.1 scoreless innings out of the bullpen in his professional debut on 6/22 at Lowell.

PERSONAL

Craig N. Stammen...married to Audrey...was a three-sport athlete at Versailles High School (OH)...pitched collegiately at the University of Dayton where he is the all-time strikeout leader...earned his degree in entrepreneurship and business management ...was an Atlantic 10 Academic All-Conference selection...originally signed by Nationals' scout Ben Jones

CRAIG STAMMEN'S CAREER PITCHING RECORD

YR	CLUB	W-L	ERA	G	GS	CG	SHO	SV	IP	H	R	ER	HR	HB	BB	SO	WP	BK	AVG
2005	Vermont (A)	4-5	4.06	13	7	0	0	0	51.0	62	36	23	2	2	12	32	3	1	.297
2006	Savannah (A)	6-9	3.58	21	21	0	0	0	113.0	110	55	45	10	2	29	93	8	0	.251
	Potomac (A)	0-2	5.76	7	6	0	0	0	29.2	34	20	19	5	1	7	16	4	0	.288
2007	Potomac (A)	8-6	4.18	28	22	0	0	0	125.0	156	79	58	9	4	54	96	16	0	.311
	Columbus (AAA)	0-1	12.27	1	1	0	0	0	3.2	4	5	5	1	0	3	2	0	0	.267
2008	Potomac (A)	4-2	2.21	15	9	0	0	1	69.1	59	24	17	6	1	17	62	2	0	.227
	Harrisburg (AA)	3-1	1.64	6	6	0	0	0	38.1	22	8	7	1	0	11	31	0	0	.171
	Columbus (AAA)	1-4	7.33	9	8	0	0	0	43.0	62	35	35	3	2	16	35	4	0	.354
2009	Syracuse (AAA)	4-2	1.80	7	7	0	0	0	40.0	33	10	8	4	0	8	14	0	0	.223
	WASHINGTON	4-7	5.11	19	19	1	0	0	105.2	112	67	60	14	3	24	48	7	0	.271
2010	Syracuse (AAA)	2-0	2.25	3	3	1	1	0	20.0	18	5	5	2	1	3	10	0	0	.237
	WASHINGTON	4-4	5.13	35	19	0	0	0	128.0	151	78	73	13	1	41	85	3	0	.297
2011	Syracuse (AAA)	10-7	4.75	25	24	1	1	0	142.0	163	80	75	18	1	40	127	6	0	.287
	WASHINGTON	1-1	0.87	7	0	0	0	0	10.1	3	1	1	0	0	4	12	1	0	.088
2012	WASHINGTON	6-1	2.34	59	0	0	0	1	88.1	70	27	23	7	2	36	87	3	0	.215
2013	WASHINGTON	7-6	2.76	55	0	0	0	0	81.2	78	30	25	4	2	27	79	2	1	.262
2014	WASHINGTON	4-5	3.84	49	0	0	0	0	72.2	78	34	31	5	3	14	56	1	1	.276
2015	WASHINGTON	0-0	0.00	5	0	0	0	0	4.0	2	0	0	0	0	3	3	0	0	.154
2016	AZL Indians (R)	1-0	6.00	3	2	0	0	0	3.0	4	2	2	0	0	0	8	1	0	.308
	Akron (AA)	0-1	0.79	10	0	0	0	0	11.1	9	2	1	1	0	3	9	0	0	.214
	Columbus (AAA)	0-3	5.54	10	0	0	0	0	13.0	16	8	8	2	0	2	11	0	0	.302
Major League Totals		26-24	3.91	229	38	1	0	1	490.2	494	237	213	43	11	149	370	17	2	.263
Minor League Totals		43-43	3.95	158	116	2	2	1	702.1	752	369	308	64	14	205	546	44	1	.274

*Led league +Tied for league lead @Rehab assignment

CAREER BATTING RECORD

YR	CLUB	AVG	G	AB	R	H	2B	3B	HR	RBI	SH	SF	HP	BB	SO	SB	CS	OBP	SLG
Major League Totals		.202	226	89	4	18	7	0	0	10	10	1	0	4	35	0	0	.234	.281

CAREER FIELDING

POSITION	PCT.	G	PO	A	E	TC	DP
Pitcher	.929	229	23	56	6	85	6

SINGLE-GAME HIGHS

INNINGS PITCHED.....9.0, July 11, 2009 at Houston
 LOW-HIT COMPLETE GAME.....9, July 11, 2009 at Houston
 STRIKEOUTS.....8, May 7, 2010 vs. Florida
 MOST HITS ALLOWED.....9, five times, last June 10, 2010 at Houston
 MOST RUNS ALLOWED.....7, twice, July 4, 2010 at New York (NL)
 MOST WALKS ALLOWED.....4, three times, August 4, 2010 at Arizona
 MOST HOME RUNS ALLOWED.....2, seven times, July 7, 2014 vs. Baltimore
 CAREER WINNING STREAK.....5 games, July 29, 2012 - April 9, 2013

CAREER TRANSACTIONS

2005.....Signed by the Washington Nationals as a 12th round selection in the First-Year Player Draft
 2016.....Signed by the Cleveland Indians as a minor league free agent, February 8.
Signed by the San Diego Padres as a minor league free agent, December 24.



LUIS TORRENS

CATCHER

@LuisTorrens13

68

BATS/THROWS: R/R

OPENING DAY AGE: 20

BORN: May 2, 1996 in Valencia, Venezuela

RESIDENCE: Valencia, Venezuela

ACQUIRED: From CIN in exchange for a player to be named later and cash considerations: December 8, 2016

CONTRACT STATUS: Signed through 2017

HEIGHT/WEIGHT: 6-0/180

SERVICE TIME: 0.000

CAREER

2016: Split the season between Single-A Staten Island and Single-A Charleston...hit a combined .250 (46-for-184) with 10 doubles, two home runs, 15 RBI and 15 runs scored.

- Started the season with Staten Island and hit .311 (14-for-50) in 12 games before being assigned to Charleston 7/11.
- Hit .170 (18-for-106) through his first 30 games for Charleston...finished the season hitting safely in 10 of his final 12 games, batting .349 (15-for-43) with five doubles, one home run, four RBI, five runs scored and seven walks.
- Started 39 games (40 appearances) behind the plate for Charleston, posting a .990 fielding percentage (four errors in 389 total chances).
- Tossed out 22 of 53 attempted base stealers (41.5%) for Charleston.

2015: Missed the entire season due to a torn labrum in his shoulder.

2014: Split the season between Single-A Staten Island, Single-A Charleston and the Gulf Coast Rookie-League Yankees, hitting a combined .256 (58-for-227) with 14 doubles, three triples, three home runs 22 RBI and 32 runs scored in 62 games.

- Tossed out a combined 31 of 80 attempted base stealers (38.8%).
- Started a combined 52 games behind the plate, posting a .994 fielding percentage (three errors in 483 total chances).
- While with Staten Island, batted .388 (33-for-85) during a 21-game hitting streak from 6/28 - 7/26 and reached base safely in 28 consecutive games from 6/28 - 8/4.
- Earned New York-Pennsylvania League Mid-Season All-Star honors.
- Following the season, was ranked the ninth-best Yankees prospect by *Baseball America*.

2013: Made his professional debut for the Gulf Coast Rookie League Yankees and hit .241 (42-for-174) with seven doubles, one home run, 14 RBI and 17 runs scored in 47 games.

- Tossed out 19 of 42 attempted base stealers (45.2%).
- Started 32 games behind the plate, posting a .993 fielding percentage (two errors in 279 total chances).

PERSONAL

Luis Alfonso Saez Torrens...ranked by MLB.com as the No.6 prospect for the 2012 international signing period.

LUIS TORRENS' CAREER BATTING RECORD

YR	CLUB	AVG	G	AB	R	H	2B	3B	HR	RBI	SH	SF	HP	BB	SO	SB	CS	OBP	SLG	E
2013	GCL Yankees	.241	47	174	17	42	7	0	1	14	0	1	2	27	40	2	0	.348	.299	2
2014	GCL Yankees	.250	5	16	1	4	1	0	0	1	0	0	2	0	2	0	0	.333	.313	0
	Staten Island (A)	.270	48	185	27	50	13	3	2	18	0	1	2	14	41	1	2	.327	.405	3
	Charleston (A)	.154	9	26	4	4	0	0	1	3	0	0	2	6	7	0	0	.353	.269	0
2016	Staten Island (A)	.311	12	45	6	14	4	0	0	5	0	1	0	4	7	1	1	.360	.400	0
	Charleston (A)	.230	40	139	9	32	6	0	2	10	0	0	3	22	26	1	1	.348	.317	4
Minor League Totals		.250	161	585	64	146	31	3	6	51	0	3	11	73	123	5	4	.342	.344	9

*Led league +Tied for league lead @Rehab assignment

CAREER TRANSACTIONS

2012.....Signed by the New York Yankees as an international free agent, July 2

2016.....Selected by the Cincinnati Reds from the New York Yankees in the first round (second overall) in the Major League Phase of the 2016 Rule 5 Draft, December 8.

.....Acquired by the San Diego Padres from the Cincinnati Reds in exchange for a player to be named later and cash considerations, December 8.



JOSE TORRES

LEFT-HANDED PITCHER

76

TORRES

BATS/THROWS: L/L

OPENING DAY AGE: 23

BORN: September 24, 1993 in Caracas, Venezuela

RESIDENCE: Caracas, Venezuela

ACQUIRED: From OAK with LHP Drew Pomeranz and PTBNL (OF Jabari Blash) in exchange for INF Yonder Alonso and LHP Marc Rzepczynski: December 2, 2015

CONTRACT STATUS: Signed through 2017

HEIGHT/WEIGHT: 6-2/200

SERVICE TIME: 0.012

CAREER

2016: Split the season between Single-A Lake Elsinore, Double-A San Antonio and Triple-A El Paso and went a combined 1-4 with a 2.24 ERA (16 ER, 64.1 IP) and 63 strikeouts and 23 walks in 48 relief appearances.

- Recalled from Triple-A El Paso on 9/21 for his first career call-up and made his Major League debut the next day on 9/22 vs. SF.
- Worked scoreless ball in all four of his outings for the Padres after being called up, posting a 0.00 ERA in his 3.0 innings pitched.
- Acquired in the offseason on 12/2/15 from the Oakland A's in a five player deal.

2015: Pitched in 47 total games between Single-A Beloit and Single-A Stockton, spending the majority of the season with Beloit... combined to go 4-5 with a 2.56 ERA (22 ER, 77.1 IP) and 84 strikeouts against 24 walks and a .203 opponents average.

- Began the year with Beloit and went 4-5 with a 2.69 ERA (22 ER, 73.2 IP) and 80 strikeouts against 23 walks in 44 relief appearances.
- Promoted to Single-A Stockton on 9/1 and pitched in three games for the Ports.
- Also pitched in one postseason game for Stockton, working 2.0 scoreless innings with one hit and two strikeouts.

2014: Played the entire season with Single-A Vermont, pitching in 14 games with nine starts and posting a 4.38 ERA (30 ER, 61.2 IP) with 47 strikeouts against 22 walks.

- In his nine starts went 0-6 with a 5.62 ERA (26 ER, 41.2 IP) while posting a 1.80 ERA (4 ER, 20.0 IP) in five relief outings.

2013: Spent the entire year with Single-A Vermont, pitching in nine games, five starts, missing time with a stint on the disabled list.

- In his five starts he went 1-2 with a 3.44 ERA (7 ER, 18.1 IP) while going 2-0 with a 1.46 ERA (2 ER, 12.1 IP) and 11 strikeouts against three walks in four relief appearances.

2012: Combined to go 3-1 with a 3.71 ERA (25 ER, 60.2 IP) and 48 strikeouts against 32 walks in 15 games, 14 starts, between the A's Dominican Summer League affiliate and Arizona Summer League affiliate.

2011: Made his professional debut with the A's Dominican Summer League affiliate, pitching in 14 games with 11 starts.

PERSONAL

Jose Marcos Torres...originally signed by the Oakland Athletics as a non-drafted free agent on July 2, 2010...signed by Athletics' scouts Julio Franco and Oswaldo Trocenis.

JOSE TORRES' CAREER PITCHING RECORD

YR	CLUB	W-L	ERA	G	GS	CG	SHO	SV	IP	H	R	ER	HR	HB	BB	SO	WP	BK	AVG
2011	DSL Athletics (R)	1-5	3.99	14	11	0	0	0	49.2	45	27	22	1	0	24	33	7	1	.242
2012	DSL Athletics (R)	0-0	0.00	3	2	0	0	0	8.2	6	3	0	0	0	3	7	1	0	.188
	AZL Athletics (R)	3-1	4.33	12	12	0	0	0	52.0	52	29	25	2	2	29	41	3	2	.264
2013	Vermont (A)	3-2	2.64	9	5	0	0	0	30.2	28	15	9	2	1	12	21	4	0	.228
2014	Vermont (A)	0-6	4.38	14	9	0	0	2	61.2	62	37	30	4	3	22	47	6	0	.267
2015	Beloit (A)	4-5	2.69	44	0	0	0	8	73.2	55	24	22	4	4	23	80	2	0	.212
	Stockton (A)	0-0	0.00	3	0	0	0	0	3.2	0	0	0	0	0	1	4	1	0	.000
2016	Lake Elsinore (A)	0-2	3.55	20	0	0	0	4	25.1	21	11	10	2	0	10	25	2	0	.223
	San Antonio (AA)	1-2	1.24	25	0	0	0	2	36.1	20	5	5	1	0	12	36	1	1	.165
	El Paso (AAA)	0-0	3.38	3	0	0	0	0	2.2	4	1	1	0	0	1	2	0	0	.333
	SAN DIEGO	0-0	0.00	4	0	0	0	0	3.0	3	0	0	0	0	2	3	1	0	.250
	Major League Totals	0-0	0.00	4	0	0	0	0	3.0	3	0	0	0	0	2	3	1	0	.250
	Minor League Totals	12-23	3.24	147	39	0	0	13	344.1	293	152	124	16	10	137	296	27	4	.231

*Led league +Tied for league lead @Rehab assignment

CAREER FIELDING

POSITION	PCT.	G	PO	A	E	TC	DP
Pitcher	---	4	0	0	0	0	0

SINGLE-GAME HIGHS

INNINGS PITCHED.....1.0 IP, twice, last September 27, 2016 vs. Los Angeles (NL)
 LOW-HIT COMPLETE GAME.....None
 STRIKEOUTS.....2, September 22, 2016 vs. San Francisco
 MOST HITS ALLOWED.....1, three times, September 29, 2016 vs. Los Angeles (NL)
 MOST RUNS ALLOWED.....None
 MOST WALKS ALLOWED.....2, September 27, 2016 vs. Los Angeles (NL)
 MOST HOME RUNS ALLOWED.....None
 CAREER WINNING STREAK.....None
 CAREER 10-STRIKEOUT GAMES.....None
 CAREER HOME RUNS HIT.....None

CAREER TRANSACTIONS

2010.....Signed by the Oakland Athletics as a non-drafted free agent, July 2.

2015.....Acquired by the San Diego Padres from Oakland with LHP Drew Pomeranz and a PTBNL (OF Jabari Blash) in exchange for INF Yonder Alonso and LHP Marc Rzepczynski, December 2.

@LuisUrias03

85

LUIS URIAS

INFIELDER



BATS/THROWS: R/R
OPENING DAY AGE: 19
BORN: June 3, 1997 in Magdalena de Kino, Mexico
RESIDENCE: Magdalena de Kino, Mexico
ACQUIRED: Signed as an international free agent: December 27, 2013
CONTRACT STATUS: Signed through 2017

HEIGHT/WEIGHT: 5-9/160
SERVICE TIME: 0.000

NON-ROSTER INVITEE

CAREER

2016: In his first full professional season he combined to hit .333 (158-for-475) with 26 doubles, five triples, six home runs, 55 RBI and 77 runs scored in 123 total games played with a .404 on-base percentage. .

- Named the Most Valuable Player and Rookie of the Year for the California League, playing the majority of his season (120 games) for the Storm.
- Also named a Mid-Season and Post-Season All-Star for the California League.
- Finished with the California League batting title in 2016, hitting .330 (154-for-466) for the Storm, ranking second in the league in hits (154) and third with a .397 OBP.
- Played the majority of his season at second base, also seeing time at third base and shortstop.
- Finished the season as the only qualifying Cal League hitter with more walks (40) than strikeouts (36).
- Against right-handed pitching for the Storm he hit .339 (125-for-36) while hitting .299 (29-for-97) against left-handers.
- With runners in scoring position for the Storm he hit .327 (34-for-104), including .326 (14-for-43) with RISP and two outs.
- Currently ranked by MLB.com as the No. 11 prospect in the Padres organization.
- Assigned to Triple-A El Paso on 7/8 and assigned back to Lake Elsinore on 7/11...made three starts at second base for the Chihuahuas and hit .444 (4-for-9) with one home run, three RBI, six runs scored, five walks and a stolen base.

2015: Split the season between Single-A Fort Wayne and Short-Season Tri-City, hitting a combined .299 (67-for-224) in 61 games.

- Named an Organization All-Star by MiLB.com following the 2015 season.
- Hit .369 (45-for-122) over the first 33 games in June and July...hit .216 (22-for-102) over the 28 remaining games in August and September.

2014: Made his professional debut with two games for the Dominican Summer League Padres and 43 games in the Arizona Summer League, hitting a combined .297 (49-for-165) with 30 runs scored in 45 total games.

PERSONAL

Luis Fernando Figueroa Urias...signed by Chad MacDonald and Robert Rowley (Padres)

LUIS URIAS' CAREER BATTING RECORD

YR	CLUB	AVG	G	AB	R	H	2B	3B	HR	RBI	SH	SF	HP	BB	SO	SB	CS	OBP	SLG	E
2014	DSL Padres	.100	2	10	1	1	0	0	0	0	0	0	0	1	1	0	0	.182	.100	0
	AZL Padres	.310	43	155	29	48	5	1	0	14	1	1	4	18	13	10	6	.393	.355	7
2015	Tri-City (A)	.355	10	31	6	11	1	0	0	1	5	0	3	5	1	3	3	.487	.387	1
	Fort Wayne (A)	.290	51	193	28	56	5	1	0	16	5	1	9	16	18	5	10	.370	.326	8
2016	Lake Elsinore (A)	.330	120	466	71	154	26	5	5	52	8	3	13	40	36	7	13	.397	.440	16
	El Paso (AAA)	.444	3	9	6	4	0	0	1	3	0	0	1	5	1	1	0	.667	.778	0
Minor League Totals		.317	229	864	141	274	37	7	6	86	19	5	30	85	70	26	32	.395	.397	32

CAREER TRANSACTIONS

2013.....Signed by the San Diego Padres as an international free agent, December 27.



CESAR VARGAS

RIGHT-HANDED PITCHER

BATS/THROWS: R/R

OPENING DAY AGE: 25

BORN: December 30, 1991 in Puebla, Mexico

RESIDENCE: Puebla, Mexico

ACQUIRED: Signed as a Major League free agent: November 20, 2015

CONTRACT STATUS: Signed through 2017

HEIGHT/WEIGHT: 6-1/220

SERVICE TIME: 0.163

CAREER

2016: Split the season between Double-A San Antonio and San Diego, making a total of seven starts for the Padres and posted a 5.03 ERA (19 ER, 34.0 IP) and an 0-3 record.

- Recalled from Double-A San Antonio on 4/23 and made his Major League debut that same day, working 5.0 innings of one-run ball against the St. Louis Cardinals
- Placed on the 15-day disabled list on 5/29 with right elbow soreness and transferred to the 60-day disabled list on 7/1, missing the final 112 games of the season.
- In his two starts for San Antonio, he posted a 1.42 ERA (2 ER, 12.2 IP) and 14 strikeouts against one walk with a .122 (5-for-41) opponents average.
- In his three starts at Petco Park he posted a 2.00 ERA (4 ER, 18.0 IP) compared to a 8.44 ERA (15 ER, 16.0 IP) on the road.
- Over four Cactus League games (one start) in Spring Training, he went 1-0 with a 4.50 ERA (4 ER, 8.0 IP)...his lone start and lone win came on 3/27 against the Astros in the Padres exhibition game in Mexico City when he worked 3.0 shutout innings, allowing just two hits and two walks, performing in front of family and friends in Mexico City, just a couple hours for him native Puebla, Mexico.

2015: Combined with Double-A Trenton and Triple-A Scranton/Wilkes-Barre to go 6-0 with five saves and a 3.08 ERA (25 ER, 73.0 IP) with 76 strikeouts against 22 walks in 46 total outings.

- In a team-leading 43 appearances for Trenton, was 6-0 with four saves and a 2.79 ERA (21 ER, 67.2 IP) and 65 strikeouts against 22 walks while ranking third on the club in strikeouts.
- Was scoreless over his final eight appearances with Trenton (11.0 IP), allowing just five and two walks while striking out 16 in that span.
- Recorded one save and a 6.75 ERA (4 ER, 5.1 IP) in three appearances over two stints with the RailRiders from 8/14-15 and 9/1-7.
- After the season he went 2-1 with a 2.86 ERA (9 ER, 28.1 IP) and 38 strikeouts against 14 walks for Hermosillo in the Mexican Winter League.

2014: Combined to go 4-2 with a 2.58 ERA (20 ER, 69.2 IP), 14 saves in 16 opportunities and 76 strikeouts against 14 walks and a .209 opponents average in 44 relief outings between Single-A Tampa and Single-A Charleston.

- Named an Organization All-Star for the Yankees by MiLB.com, following the season.

2013: Made 25 starts total between Single-A Charleston and Single-A Tampa, going a combined 4-8 with a 4.10 ERA (55 ER, 120.2 IP) and 92 strikeouts against 43 walks.

- Made his first 22 starts with Charleston, going 4-5 with a 3.24 ERA (39 ER, 108.1 IP) and 83 strikeouts against 35 walks while holding opponents to a .216 (86-for-398) average.
- Transferred on 8/15 to Single-A Tampa, where he went 0-3 with an 11.68 ERA (16 ER, 12.1 IP).

2012: Spent the majority of the season with the Gulf Coast League Yankees, going 3-2 with two saves and a 2.97 ERA (12 ER, 36.1 IP) in 11 games, two starts.

- Transferred to Single-A Charleston on 8/23 and went 0-0 with a 3.72 ERA (4 ER, 9.2 IP).
- Following the season went 1-0 with a 2.31 ERA (3 ER, 11.2 IP) and 15 strikeouts against seven walks in 12 relief appearances for Hermosillo in the Mexican Winter League.

2011: Played the entire campaign with the Dominican Summer League Yankees, going 5-4 with a 2.39 ERA (19 ER, 71.2 IP) and 85 strikeouts against 28 walks in 15 starts.

- Led the team in strikeouts and innings pitched and ranked second in wins.
- After the season pitched in two games for Hermosillo in the Mexican Winter League.

2010: Spent his entire second professional season with the Dominican Summer League Yankees, going 2-2 with a 2.06 ERA (9 ER, 39.1 IP) and 34 strikeouts against 10 walks in 14 games, two starts.

2009: Made his professional debut with the Dominican Summer League Yankees and went 2-1 with a 3.50 ERA (14 ER, 36.0 IP) and 30 strikeouts against 11 walks in 16 relief appearances, collecting three saves in seven opportunities.

PERSONAL

Cesar Vargas...originally signed by the New York Yankees as a non-drafted free agent on February 9, 2009.



CESAR VARGAS' CAREER PITCHING RECORD

YR	CLUB	W-L	ERA	G	GS	CG	SHO	SV	IP	H	R	ER	HR	HB	BB	SO	WP	BK	AVG
2009	DSL Yankees (R)	2-1	3.50	16	0	0	0	3	36.0	39	23	14	0	6	11	30	10	0	.273
2010	DSL Yankees (R)	2-2	2.06	14	2	0	0	2	39.1	37	12	9	0	2	10	34	2	0	.248
2011	DSL Yankees (R)	5-4	2.39	15	15	0	0	0	71.2	46	25	19	1	1	28	85	11	3	.184
2012	GCL Yankees (R)	3-2	2.97	11	2	0	0	2	36.1	36	16	12	1	1	8	30	7	0	.254
	Charleston (A)	0-0	3.72	2	2	0	0	0	9.2	10	4	4	1	0	4	8	0	0	.286
2013	Charleston (A)	4-5	3.24	22	22	1	0	0	108.1	86	48	39	6	4	35	83	7	0	.216
	Tampa (A)	0-3	11.68	3	3	0	0	0	12.1	23	19	16	1	1	8	9	1	0	.434
2014	Charleston (A)	0-2	2.73	17	0	0	0	3	29.2	27	12	9	1	0	7	31	6	0	.239
	Tampa (A)	4-0	2.48	27	0	0	0	11	40.0	26	14	11	3	0	7	45	1	0	.184
2015	Trenton (AAA)	6-0	2.79	43	0	0	0	4	67.2	65	25	21	1	3	22	65	7	0	.249
	Scranton/WB (AAA)	0-0	6.75	3	0	0	0	1	5.1	6	4	4	1	0	0	11	0	0	.273
2016	San Antonio (AA)	0-0	1.42	2	2	0	0	0	12.2	5	2	2	0	0	1	14	1	0	.122
	SAN DIEGO	0-3	5.03	7	7	0	0	0	34.0	41	19	19	5	1	15	28	0	0	.301
Major League Totals		0-3	5.03	7	7	0	0	0	34.0	41	19	19	5	1	15	28	0	0	.301
Minor League Totals		26-19	3.07	175	48	1	0	26	469.0	406	204	160	16	18	141	445	54	3	.232

*Led league +Tied for league lead @Rehab assignment

CAREER TRANSACTIONS

2009.....Signed by the New York Yankees as a non-drafted free agent, February 9.

2015.....Signed by the San Diego Padres as a Major League free agent, November 20.



CHRISTIAN VILLANUEVA

@Villa_at_3B

80

INFIELDER

BATS/THROWS: R/R

OPENING DAY AGE: 25

BORN: June 19, 1991 in Guadalajara, Mexico

RESIDENCE: Guadalajara, Mexico

ACQUIRED: Signed as a minor league free agent: December 12, 2016

CONTRACT STATUS: Signed through 2017

HEIGHT/WEIGHT: 5-11/210

SERVICE TIME: 0.000

VILLANUEVA

NON-ROSTER INVITEE

CAREER

2016: Missed the entire 2016 season with a fractured right fibula

- Was placed on the 15-day disabled list on 4/3, retroactive to 3/25, and was later transferred to the 60-day disabled list on 5/3.
- Signed by the San Diego Padres as a minor league free agent on 12/12.

2015: Split the campaign between Double-A Tennessee and Triple-A Iowa, batting a combined .257 (123-for-479) with 61 runs scored, 23 doubles, 20 home runs and 95 RBI in 129 total games.

- Began the season with Tennessee hitting .208 (5-for-34) with two home runs and seven RBI in six games before being promoted to Iowa...hit .259 (118-for-455) with 56 runs, 23 doubles, 18 home runs and 88 RBI in 123 games with Iowa.
- Homered in four-straight games from 6/1 - 6/4...twice named Pacific Coast League Player of the Week: 6/1 - 6/7 (.333, 4 HR, 12 RBI) and 7/13 - 7/19 (.533, 2 2B, 3 HR).
- Recorded a season-high four hits twice: 5/22 and 5/24 vs. Memphis...had a multi-homer game on 7/17 vs. Memphis.

2014: Split the season between Triple-A Iowa and Double-A Tennessee, batting a combined .230 (105-for-457) with 53 runs scored, 38 doubles, 10 home runs and 58 RBI in 126 games.

- Hit .211 (47-for-223) with 18 doubles, six home runs and 26 RBI in 64 games for Triple-A Iowa.
- Hit .248 (58-for-234) with 20 doubles, four home runs and 32 RBI in 62 games with Tennessee.
- Spent time on the seven-day disabled list from 7/1 - 7/8 with a left calf strain while with Tennessee.
- Played in 49 games for Obregon of the Mexican Winter League, batting .241 (41-for-170) with 10 home runs and 25 RBI.

2013: Spent the entire season with Double-A Tennessee, hitting .261 (128-for-409) with 60 runs, 41 doubles, two triples, 19 home runs and 72 RBI in 133 games...named a Mid-Season and Post-Season Southern League All-Star.

- Set career-highs in games, doubles, home runs, total bases (230) and slugging percentage (.469) ...also led the Southern League in doubles, total bases and extra-base hits (62)
- Named the Southern League Hitter of the Week for the week of 8/26 - 9/2... hit.304 (7-for-23) with three home runs and six RBI.
- Hit .273 (56-for-205) with eight home runs and 61 RBI with runners on base...had two eight-game hitting streaks: 5/7 - 5/15 and 7/22 - 29.
- Played in 32 games for Obregon of the Mexican Winter League, batting .227 (22-for-97) with six doubles, three home runs and eight RBI.

2012: Split the campaign between Single-A Myrtle Beach and Single-A Daytona, hitting a combined .279 (128-for-459) with 24 doubles, 14 home runs and 68 RBI in 125 games.

- Acquired by the Cubs from the Rangers at the trade deadline on 7/31.
- Hit .250 (21-for-84) with five doubles, four home runs and nine RBI in 25 games with Dayton.
- Led Myrtle Beach in home runs (10) and hit-by-pitches (20) at the time of his trade...combined for 36 multi-hit games between Myrtle Beach and Daytona.
- Hit .326 (43-for-132) with runners in scoring position...appeared in 23 games for Obregon of the Mexican Winter League.

2011: Spent the entire season with Single-A Hickory, hitting .278 (130-for-467) with 17 home runs, 84 RBI and 78 runs scored to go along with 32 stolen bases in 126 games...selected to both the Mid-Season and Post-Season South Atlantic League All-Star teams.

- Started the season by hitting .338 (25-for-74) during the month of April.
- Set career-highs in doubles (30), home runs (17), RBI (84), slugging (.465), runs scored (78), stolen bases (32) and walks (37).
- Put together a 15-game hitting streak from 4/17 - 5/5 where he batted .397 (23-for-58) with five doubles, two home runs and 11 RBI over that span.
- Ranked statistically as the top defensive third baseman in the league with a .942 fielding percentage.
- Ranked as the 14th-best prospect in the Arizona Fall League by *Baseball America* following the 2011 season.



2010: Spent the entire season with the Rookie-Level AZL Rangers and hit a career-high .314 (59-for-188) with 14 doubles, two home runs and 35 RBI in 51 games.

- Selected to the 2010 Arizona League Post-Season All-Star team.

2009: Made his professional debut with the Dominican Summer League Rangers and hit .208 (5-for-24) with three RBI in eight games.

PERSONAL

Christian Ivan Villanueva...originally signed by Rangers scouts Bill McLaughlin and Mike Daly.

CHRISTIAN VILLANUEVA'S CAREER BATTING RECORD

YR	CLUB	AVG	G	AB	R	H	2B	3B	HR	RBI	SH	SF	HP	BB	SO	SB	CS	OBP	SLG	E
2009	DSL Rangers (R)	.208	8	24	2	5	1	0	0	3	1	1	1	6	5	1	0	.375	.250	5
2010	AZL Rangers (R)	.314	51	188	30	59	14	1	2	35	2	3	4	13	42	6	2	.365	.431	11
2011	Hickory (A)	.278	126	467	78	130	30	3	17	84	0	13	12	37	86	32	6	.338	.465	20
2012	Myrtle Beach (A)	.285	100	375	45	107	19	1	10	59	1	5	20	24	83	9	9	.356	.421	0
	Daytona (A)	.250	25	84	14	21	5	0	4	9	0	0	1	10	24	5	2	.337	.452	3
2013	Tennessee (AA)	.261	133	490	60	128	41	2	19	72	3	6	9	34	117	5	7	.317	.469	24
2014	Tennessee (AA)	.248	62	234	31	58	20	0	4	32	1	2	3	19	42	0	1	.310	.385	13
	Iowa (AAA)	.211	64	223	22	47	18	0	6	26	1	1	2	21	64	2	1	.283	.372	6
2015	Tennessee (AA)	.208	6	24	5	5	0	0	2	7	0	0	0	4	5	0	0	.321	.458	1
	Iowa (AAA)	.259	123	455	56	118	23	2	18	88	4	9	5	35	80	2	3	.313	.437	20
Minor League Totals		.264	698	2564	343	678	171	9	82	415	13	40	57	203	548	62	31	.328	.434	115

*Led league +Tied for league lead @Rehab assignment

CAREER TRANSACTIONS

2008.....Signed by the Texas Rangers as a non-drafted free agent, August 17.

2012.....Acquired by the Chicago Cubs from the Rangers along with P Kyle Hendricks in exchange for P Ryan Dempster, July 31.

2016.....Signed by the San Diego Padres as a minor league free agent, December 12.

@brettwallace29

39

WALLACE



BRETT WALLACE

INFIELDER

BATS/THROWS: L/R

OPENING DAY AGE: 30

BORN: August 26, 1986 in Marin, CA

RESIDENCE: Phoenix, AZ

ACQUIRED: Signed as a minor league free agent: December 15, 2014

CONTRACT STATUS: Signed through 2017

HEIGHT/WEIGHT: 6-2/250

SERVICE TIME: 3.003

NON-ROSTER INVITEE

CAREER

2015: Played the entire season with the Padres in his second year with the organization, playing in a career-high 119 games.

- Started 49 games total on the year with 33 at third base, 13 at first base and three as the designated hitter.
- On the year he hit .278 (10-for-36) against left-handers while hitting .171 (31-for-181) against right-handers.
- Missed a small amount of time while on the paternity leave list from 7/18 - 21.
- Enjoyed his best month in May when he hit .232 (19-for-82) with seven doubles, three home runs, seven RBI and 10 runs scored in 29 games.
- In the pinch hit .192 (10-for-52), all singles, to go along with four walks in 57 pinch-hit plate appearances.

QUICK HIT

- **First MLB Hit:** August 1, 2010 vs. Milwaukee, single off Randy Wolf
- **First MLB Home Run:** September 7, 2010 at Chicago-NL, solo off Carlos Silva.

2015: In his first year with the Padres played in 64 games, hitting a career-best .302 with five home runs and 16 RBI after signing as a minor league free agent the previous offseason.

- Of his 64 games for San Diego, only 12 were starts, with nine at first base, two as the designated hitter and one at third base.
- Worked primarily as a pinch-hitter for the Padres, hitting .349 (15-53) with four home runs and 12 RBI over 50 pinch-hit appearances...his .349 average was the second-best pinch-hit average in the Majors while his four pinch-hit home runs and 12 RBI in the pinch led the Majors.
- His four pinch-hit home runs were the most by a Padre since Matt Stairs also hit four in 2010...only one other Padre had ever had more than four pinch-hit home runs in a season, Jerry Turner with five in 1978.
- Began the year with Triple-A El Paso, signing with the Padres as a minor league free agent prior to the start of the season...was selected from El Paso on 6/19, spending the remainder of the season with the Major League club.
- Made his Padres debut with a pinch-hit appearance that day on 6/19 at ARI, his first appearance in the Majors since 2013 with the Houston Astros.
- On 9/8 vs. COL he came up with his first career walk-off RBI, a fielders choice in the ninth to score Cory Spangenberg.
- With runners in scoring position for San Diego he hit .333 (10-30), including .353 (6-17) with RISP and two outs.
- Had a string of nine consecutive hits coming as pinch-hits from 7/31-9/1, the longest such streak by a Padre since Terrance Long also had nine straight as a pinch-hitter in 2004.

2014: Did not appear in a Major League game for the first time since 2009 as he split the season between Baltimore and Toronto's Triple-A clubs.

- Opened Spring Training with the Astros, but was released on 3/12.
- Signed a with the Orioles on 3/23 and appeared in 90 games for Triple-A Norfolk, hitting .265 with 10 homers and 25 RBI.
- Was acquired by Toronto for cash considerations on 7/14 and appeared in 38 games for Triple-A Buffalo, hitting .323 with seven homers and 23 RBI for the Bisons.

2013: Set career-highs in homers (13) and slugging percentage (.431) with Houston after playing in 79 Major League games.

- Made the club out of Spring Training but was optioned to Triple-A Oklahoma City on 4/18 after going 1-for-24 in his first seven games.
- Hit .326 (76-for-233) with 16 doubles, 11 homers, 37 RBI and a .952 OPS (.398 OBP, .554 SLG) in 60 games with OKC.
- Was recalled on 6/25 and stayed in Houston through the remainder of the season...collected 14 doubles, 13 homers, 34 RBI and a .471 SLG in 72 games after his final recall to Houston.
- During his second stint in the big leagues, 28 of his 57 hits (49%) went for extra bases.
- Started 58 games at first base, eight games at third base and five at designated hitter.



2012: Spent the majority of the season with Triple-A Oklahoma City but also appeared in 66 games with Houston.

- Started the season with OKC and was promoted to Houston on 6/3...was optioned back to OKC on 6/19...was recalled again on 7/30 and remained with the club for the remainder of the season, playing 55 games in his final stint with the Astros.
- Played in 86 minor league games with Oklahoma City...hit .300 (93-for-310) with the RedHawks over the course of two stints with the club (4/5-6/2 and 6/19-7/28)...recorded 57 RBI and 16 HR during that span.
- In 66 games with the Astros, posted a .253 batting average (58-for-229) with 10 doubles, one triple, nine homers, 24 RBI and 24 runs scored.

2011: Set career-highs in almost every offensive category in a career-most 115 games over two stints with HOU.

- Set career marks in at-bats (336), runs (37), hits (87), doubles (22), homers (five), RBI (29), walks (36) and batting average (.259)
- Made his first career Opening Day start and appeared in 101 games before being optioned to Triple-A OKC on 7/31...was recalled by Houston on 9/2 and appeared in 14 games.
- Hit .388 (33-for-85) with nine RBI in 26 games in April, which ranked as the third-highest batting average in franchise history for the month and ranked tied for third in the NL.
- In 28 games for Oklahoma City, hit .356 (37-for-104) with a .437 OBP, 10 doubles, one homer and 24 RBI.
- Finished the Spring tied for second in the Grapefruit League in RBI (18) and tied for eighth in batting average (.377).
- Following the season, played in 20 games for Leones del Escogido of the Dominican Winter League and hit .173 (9-for-52) with two doubles, two homers and nine RBI in 20 games.

2010: Saw action in 51 games for Houston, including 41 starts at first base, the most starts by an Astros rookie at that position since Jeff Bagwell started 155 games in 1991.

- Began the year in Toronto's system at Triple-A Las Vegas before being traded to Houston in exchange for OF Anthony Gose on 7/29...although a separate deal, Wallace was part of the Astros-Phillies Roy Oswalt trade...Oswalt was traded for LHP J.A. Happ, IF Jonathan Villar and Gose...Gose was subsequently dealt to Toronto for Wallace.
- Hit .301 (116-for-385) with Las Vegas with 18 homers with 61 RBI and was named a Pacific Coast League All-Star.
- When acquired, was assigned to Triple-A Round Rock but did not appear in a game...his contract was purchased by HOU on 7/31, the same day the club traded first baseman Lance Berkman...made his Major League debut that night.
- Despite appearing in just 51 games, led the club with seven HBP...total ranked fourth in the NL after the All-Star Break.
- Hit his first Major League home run on 9/7 at CHI off RHP Carlos Silva.

2009: Overall hit .293 with 26 doubles, 20 home runs and 63 RBI over three minor league levels and 138 games.

- Started the season with Springfield, where he played in 32 games before being promoted to Triple-A Memphis on 5/3.
- Appeared in 62 games for Memphis, hitting .293 with 11 doubles, six home runs and 19 RBI.
- Selected to the US Roster for the SiriusXM Futures Game at Busch Stadium in St. Louis.
- Acquired by Oakland along with RHP Clayton Mortensen and INF Shane Peterson in exchange for OF Matt Holliday on 7/24.
- Was assigned to Triple-A Sacramento of the Pacific Coast League in the A's organization where he closed out his season playing in 44 games...hit nine home runs as part of 19 extra-base hits at Sacramento.
- Following the season on 12/16, was dealt to Toronto in exchange for OF Michael Taylor.

2008: Made his professional debut across two minor league levels after being selected by St. Louis in the first round (13th overall) of the First-Year Player Draft.

- After being drafted reported to Single-A Quad Cities in July and hit .327 in 41 games.
- Transferred to Double-A Springfield on 8/19...hit in nine straight upon arriving at Springfield and had six multi-hit games.
- Following the season, played for the Peoria at the Arizona Fall League and was named to the All-Prospect Team.

PERSONAL

Brett Alexander Wallace...married to Taylor...graduated from Justin-Siena High School (CA) and went on to attend Arizona State University...at ASU, was a First-Team All-American in both 2007 and 2008...named Pac-10 Player of the Year in his sophomore and junior seasons (2007-08), just the fifth player in conference history to win the award in consecutive seasons...captured the Pac-10 Triple Crown both seasons and led the Sun Devils to the College World Series in 2007.

BRETT WALLACE'S CAREER BATTING RECORD

YR	CLUB	AVG	G	AB	R	H	2B	3B	HR	RBI	SH	SF	HP	BB	SO	SB	CS	OBP	SLG	E
2008	Quad Cities (A)	.327	41	153	28	50	8	1	5	25	0	0	7	17	32	0	0	.418	.490	5
	Springfield (AA)	.367	13	49	13	18	5	0	3	11	0	0	6	2	7	0	0	.456	.653	1
2009	Springfield (AA)	.281	32	128	22	36	5	0	5	16	0	0	8	18	34	0	0	.403	.438	2
	Memphis (AAA)	.293	62	222	22	65	11	0	6	19	0	2	4	15	42	0	1	.346	.423	10
	Sacramento (AAA)	.302	44	182	32	55	10	0	9	28	0	2	5	14	40	1	1	.365	.505	7
2010	Las Vegas (AAA)	.301	95	385	64	116	24	1	18	61	0	2	9	27	83	1	1	.359	.509	6
	HOUSTON	.222	51	144	14	32	6	1	2	13	0	0	7	8	50	0	0	.296	.319	3
2011	HOUSTON	.259	115	336	37	87	22	0	5	29	1	2	3	36	91	1	1	.334	.369	6
	Okla City (AAA)	.356	28	104	16	37	10	0	1	24	0	4	3	15	28	1	0	.437	.481	1
2012	Okla City (AAA)	.300	86	310	54	93	16	0	16	57	0	1	13	27	87	0	1	.379	.506	15
	HOUSTON	.253	66	229	24	58	10	1	9	24	0	1	6	18	73	0	0	.323	.424	7
2013	HOUSTON	.221	79	262	35	58	14	1	13	36	0	0	5	18	104	1	1	.284	.431	4
	Okla City (AAA)	.326	60	233	36	76	16	2	11	37	0	0	4	24	69	1	0	.398	.554	5
2014	Norfolk (AAA)	.265	90	339	50	90	12	0	10	35	0	2	4	29	98	0	1	.329	.389	6
	Buffalo (AAA)	.323	38	133	12	43	5	0	7	23	0	0	3	15	33	0	0	.404	.519	2
2015	El Paso (AAA)	.305	61	239	34	73	13	0	8	37	0	2	6	24	56	1	0	.380	.460	12
	SAN DIEGO	.302	64	96	14	29	6	0	5	16	0	0	1	10	31	0	0	.374	.521	1
2016	SAN DIEGO	.189	119	217	19	41	10	0	6	20	0	1	9	29	83	0	0	.309	.318	6
Major League Totals		.238	494	1284	143	305	68	3	40	138	1	4	31	119	432	2	2	.316	.389	29
Minor League Totals		.304	650	2477	383	752	135	4	99	373	0	15	72	227	609	5	5	.377	.481	72

CAREER FIELDING

POSITION	PCT.	G	PO	A	E	TC	DP
First Base	.991	300	2107	199	21	2327	201
Third Base	.913	64	24	60	8	92	10
Career Totals	.988	364	2131	259	29	2419	211

SINGLE-GAME HIGHS

HITTING STREAK	11 games, April 19 - May 3, 2011
HITS	4, July 10, 2013 at St. Louis
DOUBLES	2, six times, last August 23, 2013 vs. Toronto
RBI	4, July 4, 2013 at Tampa Bay
RUNS SCORED	3, twice, last September 1, 2015 vs. Texas
WALKS	4, May 20, 2016 vs. Los Angeles (NL)
STRIKEOUTS	4, three times, last September 19, 2013 at Cleveland
CAREER WALK-OFF HITS	None

HOME RUNS

CAREER MULTI-HOME RUN GAMES (2)...	August 1, 2012 at Milwaukee (Mike Fiers and Mike McClendon)
	July 4, 2013 vs. Tampa Bay (Chris Archer and Joel Peralta)
CAREER GRAND SLAMS	None
CAREER PINCH-HIT (4).....	August 5, 2015 at Milwaukee (Cory Knebel)
	August 21, 2015 vs. St. Louis (Carlos Villanueva)
	September 4, 2015 vs. Los Angeles (NL) (Chris Hatcher)
	September 22, 2015 vs. San Francisco (Hunter Strickland)

CAREER TRANSACTIONS

2005.....	Selected by the Toronto Blue Jays in the 42nd-round of the First-Year Player Draft but did not sign.
2008.....	Signed by the St. Louis Cardinals as a first-round (13th overall) selection in the First-Year Player Draft.
2009.....	Acquired by the Oakland Athletics from the Cardinals along with RHP Clayton Mortenson and INF Shane Peterson in exchange for OF Matt Holliday, July 24.
2009.....	Acquired by the Toronto Blue Jays in exchange for OF Michael Taylor, December 16.
2010.....	Acquired by the Houston Astros in exchange for OF Anthony Gose, July 29.
2014.....	Signed by the Baltimore Orioles as a minor league free agent, March 23.
	Acquired by the Toronto Blue Jays for cash considerations, July 14.
	Signed by the San Diego Padres as a minor league free agent, December 15.
2016.....	Signed by the San Diego Padres as a minor league free agent, December 14.

**JERED WEAVER****RIGHT-HANDED PITCHER****27****BATS/THROWS:** R/R**OPENING DAY AGE:** 34**BORN:** October 4, 1982 in Northridge, CA**RESIDENCE:** Newport Beach, CA**ACQUIRED:** Signed as a free agent to a Major League contract: February 19, 2017**CONTRACT STATUS:** Signed through 2017**HEIGHT/WEIGHT:** 6-7/210**SERVICE TIME:** 10.129**CAREER**

2016: Pitched to a 12-12 record in 31 appearances, all starts, with Los Angeles (AL) and posted a 5.06 ERA (100 ER, 178.0 IP), 103 strikeouts against 51 walks and a .297 opponent batting average.

- Over his first four starts of the season from 4/10 - 26, went 3-0 with a 3.86 ERA (10 ER, 23.1 IP), 11 strikeouts against seven walks and .286 opponent batting average.
- Over his final seven starts from 8/25 - 9/26, went 4-1 with a 3.63 ERA (16 ER, 39.2 IP), 34 strikeouts against 14 walks and a .233 opponent batting average.
- Over his other 20 starts from 5/12 - 8/19, went 5-11 with a 5.79 ERA (74 ER, 115.0 IP), 58 strikeouts against 30 walks and .320 opponent batting average.
- Earned his 150th career Major League win on 9/21 at Texas.
- Tossed his eighth career shutout and 14th career complete game on 6/19 at OAK.
- Recorded his 1,500th career strikeout on 4/16 at MIN.
- Went 6-2 with a 3.94 ERA (27 ER, 61.2 IP) in day games as opposed to a 6-10 record with a 5.65 ERA (73 ER, 116.1 IP) in night games.

QUICK HIT

- **First MLB Win:** May 27, 2006 in his MLB debut vs. Baltimore.
- First career no-hitter on May 2, 2012 vs. Minnesota.
- Three-time American League All-Star (2010-12).

2015: Went 7-12 in 26 appearances, all starts, with Los Angeles (AL) and posted a 4.64 ERA (82 ER, 159.0 IP) with 90 strikeouts against 33 walks and a .264 opponent batting average.

- Made his sixth consecutive Opening Day Start, seventh career overall, on 4/6 at SEA...both are franchise records.
- Opened the season with an 0-4 record and a 6.29 ERA (24 ER, 34.1 IP) through his first six starts...went 4-0 with a 1.98 ERA (8 ER, 36.1 IP) over his next five starts from 5/8 - 30.
- Tossed his seventh career shutout and 13th career complete game on 5/8 vs. HOU
- Walked one-or-fewer batters in 16 of his 26 starts...his 11 starts with no walks in 2015 were second most in the American League (Michael Pineda - 12)...had a streak of 94 consecutive batters faced without a walk from 4/11 - 5/3 (STATS LLC).
- Missed 40 games while on the 15-day disabled list from 6/21 - 8/9 with left hip inflammation.
- Began a rehab assignment with Single-A Inland Empire on 7/30...posted a 0-0 record in two starts and appearances with a combined 1.93 ERA (2 ER, 9.1 IP).
- His victory on 9/11 vs. HOU tied Nolan Ryan for second place on the Angels all-time wins list.
- His 289th career start on 9/21 at HOU surpassed Nolan Ryan for second place on Angels all-time starts list.

2014: Went 18-9 with a 3.59 ERA (85 ER, 213.1 IP), 169 strikeouts against 65 walks and a .239 opponent batting average over 34 appearances, all starts, for LAA.

- Among American League leaders, ranked tied-for-first in wins (18) and starts (34) while he ranked ninth in innings pitched (213.1).
- Started in Game 1 of the American League Division Series vs. KC, allowing two earned runs on three hits and two walks with six strikeouts in 7.0 IP.
- Joined Nolan Ryan as the only Angels pitchers to record at least three seasons with 18-or-more wins.
- Became the second pitcher in club history to record at least 100 strikeouts in nine consecutive seasons.
- Registered a complete game victory on 5/21 vs. HOU, allowing one run on two hits...his first complete game since 8/6/12 and the 12th of his career.
- The Angels earned the win in each of his seven starts from 6/21 - 7/23, pitching to a 4-0 record with a 2.68 ERA (13 ER, 43.2 IP) over that span.

2013: Went 11-8 in 24 appearances, all starts, for LAA with a 3.27 ERA (56 ER, 154.1 IP), 117 strikeouts against 37 walks with a .327 opponent batting average.

- Recorded his eighth straight season with 10-or-more winning decisions, joining Nolan Ryan as the only pitchers in Angels history to accomplish such a feat.
- Became the third pitcher in American League history to have a winning record in each of his first eight seasons, joining Addie Ross (1902-99) and Andy Pettitte (1995-2002).
- Went 3-1 in six starts in Interleague Play with a 1.95 ERA (8 ER, 37.0 IP).
- In nine starts from 6/27 - 8/9, posted a 6-1 record with a 1.72 ERA (12 ER, 62.2 IP) and 52 strikeouts.
- Missed 45 games on the 15-day disabled list with a non-displaced fracture in his left elbow from 4/8 - 5/29.

2012: Placed in the top-three in voting for the American League Cy Young Award and won a career-high 20 games to just five losses...pitched to a 2.81 ERA(59 ER, 188.2 IP) and 142 strikeouts against 45 walks.

- Named to his third straight American League All-Star Roster for LAA, pitching one scoreless inning in relief.
- Tossed his first career no-hitter (10th no-hitter overall for the Angels) on 5/2 vs. MIN, allowing just one walk...recorded three complete games on the season including two shutouts (also, 8/6 at OAK).
- The Angels went 23-7 in his 30 starts...his career-high 20 wins finished tied-for-second in MLB with David Price and R.A. Dickey and tied-for-first in the American League.
- Became the first Major League pitcher to record 20-or-more wins while pitching in fewer than 190.0 innings.
- Finished first in the AL in win percentage (.800), opponents batting average (.214), WHIP (1.018) and hits per nine innings (7.0), while ranking third in ERA (2.81)...his .800 winning percentage was a single-season club record.
- Recorded 1,000th career strikeout on 4/16 vs. OAK, becoming the eighth Angel pitcher to do so...joined brother Jeff Weaver as sixth brother tandem in Major League history to accomplish this feat
- Earned his 100th career win on 9/18 vs. TEX, becoming the sixth pitcher in Angels franchise history to reach this mark.
- Recorded 21 quality starts on the season and pitched 6.0-or-more innings in 24 of his 30 starts.
- Earned nine straight wins in as many starts from 6/20 - 8/6 and won 10 consecutive decisions in 12 starts, the longest winning streak on the season in the American League.
- Named American League Player of the Week for the week ending in 5/7.
- Rated Best Control in the American League by *Baseball America*.
- Missed some time while on the 15-day disabled list with lower back strain from 5/29 - 6/20.

2011: Finished second in voting for the American League Cy Young Award and recorded career-bests in ERA (2.41) and innings pitched (235.2)...posted a 18-8 record in 33 appearances, all starts, with 198 strikeouts against 56 walks.

- Earned the start for the American League squad in his second consecutive All-Star Game appearance, pitching a scoreless inning with one walk and one strikeout.
- Finished second in ERA (2.41) and third in wins (18) among American League leaders.
- Named American League Pitcher of the Month after opening the season with a 6-0 record in March/April, becoming the fourth pitcher (fifth overall) in Major League history to accomplish such a feat.
- His 1.86 ERA at All-Star break was lowest such mark in club history (minimum 19 starts)...had a club-record streak of 15 consecutive quality starts from 5/18 - 8/5.
- Pitched four complete games and two shutouts on the season.
- Recorded a career-high 15 strikeouts on 4/10 vs. TOR.
- Rated Best Control in the American League by *Baseball America*.

2010: Voted a top-five finalist for the American League Cy Young Award and named an American League All-Star for the first time in his career.

- Set career highs in games started (34) and strikeouts (233)...posted a 13-12 record with a 3.01 ERA (75 ER, 224.1 IP).
- Earned his first career Opening Day win on 4/5 vs. Minnesota, allowing three earned runs on five hits with two walks and six strikeouts in 6.0 IP.
- Allowed three-or-fewer earned runs in 27 of his 34 starts on the season.
- Ended the season with the highest strikeout total in Major League Baseball.

2009: Owned a 16-8 record in 33 appearances, all starts, pitching to a 3.75 ERA (88 ER, 211.0 IP) with 174 strikeouts against 66 walks.

- Tossed his first career Major League complete game on 5/7 vs. TOR...finished the season with four complete games and two shutout victories...recorded his first career shutout on 6/14 vs. SD.
- Earned the win in his start in Game 2 of the ALDS vs. BOS on 10/9, allowing one earned run and two walks in 7.1 innings pitched with seven strikeouts.
- Started in Game 3 of the American League Championship Series vs. New York on 10/19, giving up three earned runs on five hits and three walks with four strikeouts in 5.0 innings pitched.
- Also appeared in Games 5 and 6 in the ALCS, pitching a combined 1.1 scoreless-innings in relief.

2008: Spent the entire season in the Majors for the first time in his career, posting a 11-10 record in 30 appearances, all starts, with a 4.33 ERA (85 ER, 176.2 IP) and 152 strikeouts against 54 walks for LAA.

- Earned his first career Opening Day Start on 3/31 at MIN, taking the loss after giving up three earned runs on eight hits and two walks in 6.1 IP with five strikeouts.
- Earned his first career postseason victory on 10/5 at BOS in Game 3 of the ALDS, pitching two scoreless innings in relief while allowing one hit and one walk with three strikeouts.

2007: Spent the majority of the campaign with LAA, pitching to a combined 13-7 record in 28 appearances, all starts, with a 3.91 ERA (70 ER, 161.0 IP) and 115 strikeouts against 45 walks.

- Held opponents to three-or-fewer earned runs in 21 of his 28 starts.
- Started in his first career postseason game on 10/3 vs. BOS in Game 3 of the ALDS, taking the loss after allowing two earned runs on four hits in 5.0 innings pitched with five strikeouts against three walks.
- Began the season on the 15-day disabled list with bicep tendinitis...started a rehab assignment with Single-A Rancho Cucamonga and was activated from the DL on 4/17.
- Recorded his first career Major League hit on 6/16 at Los Angeles (NL), a single off of Jason Schmidt.



2006: Made his Major League debut with LAA on 5/27 vs. BAL, earning his first career Major League win after pitching seven shutout-innings with three hits, five strikeouts and one walk.

- Began his Major League career with a 9-0 record in his first 12 career starts, tying the American League rookie record as a starting pitcher to open his career (also, NYY Whiney Ford in 1950)...marked only the third pitcher in the last 199 years to go undefeated in first 12 starts in Majors while winning at least nine of those games (Ford in 1950 and Livan Hernandez in 1997).
- Was first pitcher in MLB history to win first seven starts of career since Fernando Valenzuela of the Dodgers in 1981 (first eight starts).
- Pitched to a 11-2 record in 19 starts and appearances with LAA, posting a 2.56 ERA (35 ER, 123.0 IP) with 105 strikeouts and a .209 opponents average.
- Finished in the top-five for American League Rookie of the Year...among AL rookie leaders, ranked third in ERA (2.56), tied-for-fourth in starts (19), third in strikeouts (105) and opponents average (.209) and fourth in innings pitched (123.0 IP).
- Tossed 40.1-straight scoreless innings from May 6 - June 2.
- Went 6-1 with Triple-A Salt Lake, pitching to a 6-1 record in 12 games, 11 starts, and two complete game-shutouts...owned a 2.10 ERA (18 ER, 77 IP) with 93 strikeouts.
- Tabbed as the second-best prospect and Best Pitching Prospect in the Pacific Coast League.
- Named a *Baseball America* Triple-A All-Star and Mid-Season All-Star for the Salt Lake Bees.
- Earned Pacific Coast League Pitcher of the Week for the week ending in 6/25.

2005: Split the campaign between Single-A Rancho Cucamonga and Double-A Arkansas, starting in each of his 15 appearances while pitching to a 7-4 combined record with a 3.91 ERA (33 ER, 76.0 IP) and 95 strikeouts against 26 walks.

- Following the season, was ranked as the fifth-best prospect in the Angels organization and tabbed as the *Baseball America* No. 57 prospect.
- Earned California League Pitcher of the Week honors for Rancho Cucamonga for the weeks ending in 7/7 and 7/24.
- Rated Best Control in the Angels system after the season.

PERSONAL

Jered David Weaver...he and his wife, Kristin, have one son, Aden (in honor of late former teammate Nick Adenhardt), and one daughter, Josie...attended California State University Long Beach where he was inducted into the LBSU Athletics Hall of Fame on November 9, 2011...owned a career 37-9 record and 2.43 ERA in three seasons with LBSU ...earned eight 2004 National Player of the Year Awards...graduated from Simi Valley High School where he earned All-CIF, All-League and first-team All-LA...younger brother of former Major League pitcher Jeff Weaver...spent one season (2006) as teammates in Anaheim...originally signed by Angels Scout Bobby DeJardin.

JERED WEAVER'S CAREER PITCHING RECORD

YR	CLUB	W-L	ERA	G	GS	CG	SHO	SV	IP	H	R	ER	HR	HB	BB	SO	WP	BK	AVG
2005	Rancho Cucamonga (A)	4-1	3.82	7	7	0	0	0	33.0	25	18	14	3	1	7	49	1	0	.205
	Arkansas (AA)	3-3	3.98	8	8	0	0	0	43.0	43	22	19	5	0	19	46	1	0	.250
2006	Salt Lake (AAA)	6-1	2.10	12	11	2	2	0	77.0	63	19	18	7	2	10	93	0	0	.223
	Los Angeles-AL	11-2	2.56	19	19	0	0	0	123.0	94	36	35	15	3	33	105	2	0	.209
2007	Rancho Cucamonga (A)	1-0	0.82	2	2	0	0	0	11.0	5	1	1	1	0	3	12	0	0	.132
	Los Angeles-AL	13-7	3.91	28	28	0	0	0	161.0	178	77	70	17	2	45	115	4	0	.280
2008	Los Angeles-AL	11-10	4.33	30	30	0	0	0	176.2	173	88	85	20	6	54	152	3	0	.254
2009	Los Angeles-AL	16-8	3.75	33	33	4	2	0	211.0	196	91	88	26	4	66	174	3	0	.246
2010	Los Angeles-AL	13-12	3.01	34	34	0	0	0	224.1	187	83	75	23	0	54	233*	7	1	.222
2011	Los Angeles-AL	18-8	2.41	33	33	4	2	0	235.2	182	65	63	20	3	56	198	8	0	.212
2012	Los Angeles-AL	20-5	2.81	30	30	3	2	0	188.2	147	63	59	20	4	45	142	2	0	.214
2013	Los Angeles-AL	11-8	3.27	24	24	0	0	0	154.1	139	58	56	17	7	37	117	2	0	.237
2014	Los Angeles-AL	18-9	3.59	34	34	1	0	0	213.1	193	87	85	27	6	65	169	3	0	.239
2015	Inland Empire (A) @	0-0	1.93	2	2	0	0	0	9.1	7	4	2	2	0	4	7	0	0	.219
	Los Angeles-AL	7-12	4.64	26	26	1	1	0	159.0	163	84	82	24	12	33	90	2	0	.264
2016	Los Angeles-AL	12-12	5.06	31	31	1	1	0	178.0	209	106	100	37	4	51	103	1	2	.297
Major League Totals		150-93	3.55	322	322	14	8	0	2025.0	1861	838	798	246	51	539	1598	37	3	.243
Minor League Totals		14-5	2.80	31	30	2	2	0	173.1	143	64	54	18	3	43	207	2	0	.221

*Led league +Tied for league lead @Rehab assignment

DIVISION SERIES RECORD

YR	CLUB	W-L	ERA	G	GS	CG	SHO	SV	IP	H	R	ER	HR	HB	BB	SO	WP	BK
2007	LAA vs. BOS	0-1	3.60	1	1	0	0	0	5.0	4	2	2	2	0	3	5	0	0
2008	LAA vs. BOS	1-0	0.00	1	0	0	0	0	2.0	1	0	0	0	0	1	3	0	0
2009	LAA vs. BOS	1-0	1.23	1	1	0	0	0	7.1	2	1	1	0	0	2	7	0	0
2014	LAA vs. KC	0-0	2.57	1	1	0	0	0	7.0	3	2	2	0	0	2	6	0	0
Division Series Totals		2-1	2.11	4	3	0	0	0	21.1	10	5	5	2	0	8	21	0	0

CHAMPIONSHIP SERIES RECORD

YR	CLUB	W-L	ERA	G	GS	CG	SHO	SV	IP	H	R	ER	HR	HB	BB	SO	WP	BK
2009	LAA vs. NYY	0-0	4.26	3	1	0	0	0	6.1	5	3	3	3	0	4	7	0	0

ALL-STAR RECORD

YR	CLUB	W-L	ERA	G	GS	CG	SHO	SV	IP	H	R	ER	HR	HB	BB	SO	WP	BK	AVG
2010	AL (at LAA)	Did Not Play																	
2011	AL (at ARI)	0-0	0.00	1	1	0	0	0	1	0	0	0	0	0	1	1	0	0	.000
2012	AL (at KC)	0-0	0.00	1	0	0	0	0	1	0	0	0	0	0	1	0	0	0	.000
All-Star Totals		0-0	0.00	2	1	0	0	0	2.0	0	0	0	0	0	2	1	0	0	.000

2016 AND CAREER BATTING RECORD

YR	CLUB	AVG	G	AB	R	H	2B	3B	HR	RBI	SH	SF	HP	BB	SO	SB	CS	OBP	SLG
2016	Los Angeles-AL	.000	31	9	0	0	0	0	0	0	2	0	0	1	0	0	0	.000	.000
Major League Totals		.089	322	45	3	4	0	0	0	1	0	0	0	2	19	0	0	.128	.089

CAREER FIELDING

POSITION	PCT.	G	PO	A	E	TC	DP
Pitcher	.944	322	103	166	16	285	8

SINGLE-GAME HIGHS

INNINGS PITCHED.....9.0 IP, 15 times, last June, 19 2016 at Oakland
 LOW-HIT COMPLETE GAME.....0, May 2, 2012 vs. Minnesota (no hitter)
 STRIKEOUTS.....15, April 10, 2011 vs. Toronto
 MOST HITS ALLOWED.....12, twice, last June 8, 2010 at Oakland
 MOST RUNS ALLOWED.....9, twice, last August 13, 2013 at New York (AL)
 MOST WALKS ALLOWED.....4, 26 times, last June 29, 2016 vs. Houston
 MOST HOME RUNS ALLOWED.....4, four times, last August 19, 2016 vs. New York (AL)
 CAREER WINNING STREAK.....10 games, 12 starts, May 18 - August 6, 2012
 CAREER 10-STRIKEOUT GAMES (13).....last, September 13, 2014 vs. Houston
 CAREER HOME RUNS HIT.....None

CAREER TRANSACTIONS

2004.....Signed by the Los Angeles Angels as a first-round (12th overall) selection in the First-Year Player Draft, June 7.
 2017.....Signed by the San Diego Padres as a major league free agent, February 19.



BRAD WIECK

LEFT-HANDED PITCHER

@WieckBrad

91

BATS/THROWS: L/L

OPENING DAY AGE: 25

BORN: October 14, 1991 in Amarillo, TX

RESIDENCE: Canyon, TX

ACQUIRED: From NYM with Cory Mazzoni as a player to be named later in exchange for Alex Torres, June 13, 2015

CONTRACT STATUS: Signed through 2017

HEIGHT/WEIGHT: 6-9/255

SERVICE TIME: 0.000

NON-ROSTER INVITEE

CAREER

2016: Split the season between Single-A Lake Elsinore and Double-A San Antonio, pitching to a combined 4-1 record in 41 relief appearances, posting a 1.17 ERA (8 ER, 61.1 IP) with 93 strikeouts and a .202 opponents average.

- Named a California League Mid-Season All-Star for Lake Elsinore
- Missed some time with San Antonio while on the seven-day disabled list from 8/16 - 9/2.

2015: Began the season with Single-A Savannah before being traded to the Padres organization and splitting the remainder of the season between Single-A Fort Wayne and Single-A Lake Elsinore.

- Pitched to a 7-11 record in 23 combined starts for Savannah, Fort Wayne and Lake Elsinore, posting a 4.09 ERA (56 ER, 123.1 IP) with 139 strikeouts.
- Placed on the seven-day disabled list while with Lake Elsinore from 9/3 - 28, missing the remainder of the season.

2014: Made his professional debut with Single-A Brooklyn, making 16 relief appearances and posting a 1-1 record with a 1.40 ERA (4 ER, 25.2 IP) and 39 strikeouts against six walks while limiting opponents to a .181 batting average.

PERSONAL

Bradley Michael Wieck...son of Mike and Letha Wieck...attended Oklahoma City University where he pitched three complete games in 2013...also attended Frank Phillips College (TX) before transferring to Oklahoma City...pitched four complete games with Frank Phillips and made first-team Western Junior College Athletic Conference (2012)...attended Amarillo San Jacinto Christian High School (TX).

BRAD WIECK'S CAREER PITCHING RECORD

YR	CLUB	W-L	ERA	G	GS	CG	SHO	SV	IP	H	R	ER	HR	HB	BB	SO	WP	BK	AVG
2014	Brooklyn (A)	1-1	1.40	16	0	0	0	0	25.2	17	6	4	1	1	6	39	3	0	.181
2015	Lake Elsinore (A)	2-6	5.21	11	11	0	0	0	57.0	61	37	33	6	1	26	53	5	0	.279
	Savannah (A)	3-5	3.21	10	10	0	0	0	56.0	54	23	20	2	4	21	74	6	0	.256
	Fort Wayne (A)	2-0	2.61	2	2	0	0	0	10.1	8	3	3	0	2	3	12	1	0	.205
2016	San Antonio (AA)	1-0	0.44	15	0	0	0	0	20.1	10	1	1	0	2	8	31	2	0	.152
	Lake Elsinore (A)	3-1	1.54	26	0	0	0	1	41.0	34	9	7	0	3	16	62	4	0	.224
Minor League Totals		12-13	2.91	80	23	0	0	1	210.1	184	79	68	9	13	80	271	21	0	.236

*Led league +Tied for league lead @Rehab assignment

CAREER TRANSACTIONS

2012.....Selected by the Philadelphia Phillies as a 29th-round selection in the First-Year Player Draft (did not sign).

2014.....Signed by the New York Mets as a seventh-round selection in the First-Year Player Draft.

2015.....Acquired from the New York Mets (June 13, 2015) with Cory Mazzoni as a player to be named later in exchange for LHP Alex Torres, March 30.

40-MAN ROSTER

Executive Vice President/GM

A.J. Preller

Head Athletic Trainer

Mark Rogow

Assistant Trainers

Paul Navarro

Will Sinon

Strength & Conditioning Coach

Brett McCabe



Director of Team Travel

Brian Prilaman

Manager, Equipment & Clubhouse

Spencer Dallin

Team Physicians

UC San Diego Health

Bullpen Catchers

48-Justin Hatcher

81-Griffin Benedict

40-MAN ROSTER

Manager

14-Andy Green

Coaches

36-Darren Baisley (Pitching Coach), 45-Doug Bochtler (Bullpen Coach), 30-Glenn Hoffman (Third Base Coach),

67-Jonathan Mathews (Coach), 25-Mark McGwire (Bench Coach), 1-Ramon Vazquez (Coach)

28-Johnny Washington (First Base Coach), 22-Alan Zinter (Hitting Coach)

NO.	PITCHERS (23-1)	B/T	HT.	WT.	BORN	BIRTHPLACE
77	Baumann, Buddy	L/L	5-11	198	12-09-87	Chicago, IL
40	Buchter, Ryan	L/L	6-4	258	02-13-87	Reading, PA
38	Cahill, Trevor	R/R	6-4	240	03-01-98	Oceanside, CA
56	Capps, Carter	R/R	6-5	230	08-07-90	Kinston, NC
46	Chacin, Jhoulys	R/R	6-3	215	01-07-88	Maracaibo, Venezuela
47	Clemens, Paul	R/R	6-3	206	02-14-88	Columbia, SC
55	Cosart, Jarred	R/R	6-3	206	05-25-90	League City, TX
65	Diaz, Miguel	R/R	6-1	175	11-28-94	San Cristobal, DR
41	Erlin, Robbie	R/L	6-0	198	10-08-90	Oakland, CA
53	Friedrich, Christian	R/L	6-4	222	07-08-87	Evanston, IL
52	Hand, Brad	L/L	6-3	228	03-20-90	Minneapolis, MN
54	Hessler, Keith	L/L	6-4	244	03-15-89	Washington, DC
84	Jenkins, Tyrell	R/R	6-4	180	07-20-92	Henderson, TX
57	Lee, Zach	R/R	6-4	227	09-13-91	Plano, TX
62	Lockett, Walker	R/R	6-5	225	05-03-94	Jacksonville, FL
37	Maurer, Brandon	R/R	6-5	228	07-03-90	Newport Beach, CA
61	Perdomo, Luis	R/R	6-2	197	05-09-93	Santo Domingo, DR
59	Quackenbush, Kevin	R/R	6-4	240	11-28-88	Land O'Lakes, FL
29	Rea, Colin*	R/R	6-5	230	07-01-90	Cascade, IA
3	Richard, Clayton	L/L	6-5	240	09-12-83	Lafayette, IN
63	Ruiz, Jose	R/R	6-1	190	10-21-94	Guacara, Venezuela
76	Torres, Jose	L/L	6-2	200	09-24-93	Caracas, Venezuela
49	Vargas, Cesar	R/R	6-2	220	12-30-91	Puebla, Mexico
27	Weaver, Jarred	R/R	6-7	210	10-04-82	Northridge, CA
NO.	CATCHERS (3)	B/T	HT.	WT.	BORN	BIRTHPLACE
12	Bethancourt, Christian	R/R	6-2	213	09-02-91	Panama City, Panama
18	Hedges, Austin	R/R	6-1	206	08-18-92	San Juan Capistrano, CA
68	Torrens, Luis	R/R	6-0	175	05-02-96	Valencia, Venezuela
NO.	INFIELDERS (9)	B/T	HT.	WT.	BORN	BIRTHPLACE
20	Asuaje, Carlos	L/R	5-9	158	11-02-91	Barquisimeto, Venezuela
60	Cordoba, Allen	R/R	6-1	175	12-06-95	Changuinola, Panama
70	Guerra, Javier	L/R	5-11	155	09-25-95	David, Panama
4	Myers, Wil	R/R	6-3	206	12-10-90	Thomasville, NC
13	Rondon, Jose	R/R	6-1	195	03-03-94	Villa de Cura, Venezuela
2	Sardiñas, Luis	S/R	6-1	177	05-16-93	Bolivar, Venezuela
11	Schimpf, Ryan	L/R	5-9	184	04-11-88	New Orleans, LA
26	Solarte, Yangervis	S/R	5-11	212	07-07-87	Valencia, Venezuela
15	Spangenberg, Cory	L/R	6-0	194	03-16-91	Clarks Summit, PA
NO.	OUTFIELDERS (5)	B/T	HT.	WT.	BORN	BIRTHPLACE
71	Cordero, Franchy	L/R	6-3	175	09-02-94	Azua, Dominican Republic
24	Dickerson, Alex	L/L	6-3	233	05-26-90	Poway, CA
16	Jankowski, Travis	L/R	6-2	183	06-15-91	Lancaster, PA
7	Margot, Manuel	R/R	5-11	174	09-28-94	San Cristobal, DR
10	Renfroe, Hunter	R/R	6-1	220	01-28-92	Crystal Springs, MS

* - 60-Day Disabled List



BUILDING THE 40-MAN ROSTER

FIRST-YEAR PLAYER DRAFT (6-1)

Player	Draft Year	Round
Austin Hedges	2011	Second
Travis Jankowski	2012	Comp. A (44th overall)
Walker Lockett	2012	Fourth
Kevin Quackenbush	2011	Eighth
Colin Rea *	2011	12th
Hunter Renfroe	2013	First (13th overall)
Cory Spangenberg	2011	First (10th overall)

NON-DRAFTED FREE AGENTS (1)

Player	Signing Date
Jose Ruiz	07-02-11

RULE 5 DRAFT SELECTIONS (3)

Player	Rule 5 Draft
Allen Cordoba	2016 - From STL
Miguel Diaz	2016 - From MIN
Luis Torrens	2016 - From CIN

* - 60 Day Disabled List

MAJOR LEAGUE FREE AGENT (6)

Player	Date
Buddy Baumann	12-21-15
Trevor Cahill	01-20-17
Jhoulys Chacin	12-20-16
Clayton Richard	12-20-16
Cesar Vargas	11-20-15
Jered Weaver	02-19-17

MINOR LEAGUE FREE AGENT (4)

Player	Date
Ryan Buchter	12-08-15
Franchy Cordero	11-01-11
Christian Friedrich	03-03-16
Ryan Schimpf	11-25-15

WAIVER CLAIMS (5)

Player	Date
Paul Clemens	06-28-16 - From MIA
Brad Hand	04-08-16 - From MIA
Keith Hessler	05-10-16 - From ARI
Tyrell Jenkins	01-03-17 - From CIN
Zach Lee	12-13-16 - From SEA

ACQUIRED VIA TRADE (15)

Player Acquired	From	Date	Players Involved
Carlos Asuaje	Boston	11-13-15	With INF Javier Guerra, OF Manuel Margot and LHP Logan Allen in exchange for RHP Craig Kimbrel
Christian Bethancourt	Atlanta	12-10-15	In exchange for RHP Casey Kelly and C Ricardo Rodriguez
Alex Dickerson	Pittsburgh	11-25-13	In exchange for Miles Mikolas and Jaff Decker
Carter Capps	Miami	07-29-16	With RHP Jarred Cosart in exchange for RHP Andrew Cashner
Jarred Cosart	Miami	07-29-16	With RHP Carter Capps in exchange for RHP Andrew Cashner
Robbie Erlin	Texas	07-31-11	With Joe Wieland in exchange for Mike Adams
Javier Guerra	Boston	11-13-15	With INF Carlos Asuaje, OF Manuel Margot and LHP Logan Allen in exchange for RHP Craig Kimbrel
Manuel Margot	Boston	11-13-15	With INF Javier Guerra, INF Carlos Asuaje and LHP Logan Allen in exchange for RHP Craig Kimbrel
Brandon Maurer	Seattle	12-30-14	In exchange for Seth Smith
Wil Myers	Tampa Bay	12-19-14	With Jose Castillo, Gerardo Reyes and Ryan Hanigan as part of a three-team trade, sending Jake Bauers, Rene Rivera and Burch Smith to Tampa Bay and Joe Ross an PTBNL to Washington
Luis Perdomo	Colorado	12-10-15	In exchange for a PTBNL or cash considerations as a Rule 5 selection
Jose Rondon	Los Angeles-AL	07-19-14	With INF Taylor Lindsey, RHP Elliot Morris and RHP R.J. Alvarez in exchange for RHP Huston Street and RHP Trevor Gott
Luis Sardinas	Seattle	08-15-16	In exchange for a PTBNL
Yangervis Solarte	New York-AL	07-22-14	With Rafael De Paula in exchange for Chase Headley and cash considerations
Jose Torres	Oakland	12-02-15	With LHP Drew Pomeranz and a PTBNL (OF Jabari Blash) in exchange for INF Yonder Alonso and LHP Marc Rzepczynski

NON-ROSTER INVITEES (28)

NO.	PITCHERS (13)	B/T	HT.	WT.	BORN	BIRTHPLACE	RESIDENCE
73	Bawcom, Logan	R/R	6-2	200	11-02-88	Lubbock, TX	Dallas, TX
43	Edwards, Jon	R/R	6-5	242	01-08-88	Chicago, IL	Keller, TX
83	Fisher, Carlos	R/R	6-4	220	02-22-83	West Covina, CA	Duarte, CA
50	Johnson, Erik	R/R	6-3	236	12-30-89	Mountain View, CA	Los Altos, CA
89	Jester, Jason	R/R	5-11	205	05-14-91	Longview, TX	Arlington, TX
86	Kelly, Michael	R/R	6-4	185	09-06-92	Boynton Beach, FL	Delray Beach, FL
87	Lamet, Dinelson	R/R	6-4	187	07-18-92	Santiago, D.R.	Santiago, D.R.
90	McGrath, Kyle	L/L	6-2	185	07-31-92	Louisville, KY	Louisville, KY
88	Maton, Phil	R/R	6-3	220	03-25-93	Paducah, KY	Chatham, IL
74	Nina, Aroni	R/R	6-4	180	04-09-90	Bani, D.R.	Bani, D.R.
72	Rienzo, Andre	R/R	6-2	195	07-05-88	Sao Paulo, BRA	Sao Paulo, Brazil
34	Stammen, Craig	R/R	6-4	230	03-09-84	North Star, OH	North Star, OH
91	Wieck, Brad	L/L	6-9	255	10-14-91	Amarillo, TX	Canyon, TX
NO.	CATCHERS (4)	B/T	HT.	WT.	BORN	BIRTHPLACE	RESIDENCE
9	Cruz, Tony	R/R	5-11	215	08-18-86	Loxahatchee, FL	--
58	Gale, Rocky	R/R	6-1	185	02-22-88	Portland, OR	Portland, OR
75	McGee, Stephen	R/R	6-3	215	02-07-91	Fort Myers, FL	Fort Lauderdale, FL
44	Sanchez, Hector	S/R	6-0	235	11-17-89	Maracay, VEN	Pembroke Pines, FL
NO.	INFELDERS (7)	B/T	HT.	WT.	BORN	BIRTHPLACE	RESIDENCE
8	Aybar, Erick	S/R	5-10	195	01-14-84	Bani, D.R.	--
78	Coleman, Dusty	R/R	6-2	205	04-20-87	Sioux Falls, SD	Shawnee, KS
17	Pirela, Jose	R/R	6-2	220	09-30-85	Valera, VEN	Maracaibo, VEN
79	Romak, Jamie	R/R	6-2	220	09-30-85	London, Ontario, CAN	London, Ontario, CAN
85	Urias, Luis	R/R	5-9	160	06-03-97	Magdalena de Kino, MEX	Magdalena de Kino, MEX
80	Villanueva, Christian	R/R	5-11	210	06-19-91	Guadalajara, MEX	Guadalajara, MEX
39	Wallace, Brett	L/R	5-9	160	11-02-91	Barquisimeto, VEN	Weston, FL
NO.	OUTFIELDERS (4)	B/T	HT.	WT.	BORN	BIRTHPLACE	RESIDENCE
32	Blash, Jabari	R/R	6-5	234	07-04-89	St. Thomas, U.S. Virgin Islands	St. Thomas, U.S. Virgin Islands
64	Buss, Nick	L/R	6-2	190	12-15-86	South Field, MI	Costa Mesa, CA
5	Cowgill, Collin	R/L	5-9	190	05-22-86	Lexington, KY	--
82	Ortega, Rafael	R/R	6-1	214	01-28-92	Crystal Springs, MS	Nashville, TN



SEASON IN REVIEW



SEASON IN REVIEW

2016 SEASON HIGHLIGHTS

LIGHT ON THE L, NOT ON THE THRILL: Wil Myers had a career season, hitting .259 (155-for-599) with 29 doubles, four triples, 28 home runs, 94 RBI and 99 runs scored to go along with 68 walks, 28 stolen bases and a .797 OPS (.336 OBP, .461 SLG).

- Became the first Padre in team history to post a season with 25-or-more doubles, home runs and stolen bases and was one of just three in the Majors in 2016 to post those numbers this season, joining Mookie Betts (42 doubles, 31 homers, 26 stolen bases) and Mike Trout (32 doubles, 29 home runs and 30 stolen bases).
- Myers was named to his first career National League All-Star team in 2016, hitting .286 (97-for-339) with 19 doubles, two triples, 19 home runs, 60 RBI and 61 runs scored with 15 stolen bases and an .873 OPS over 87 games in the first half of the season.
- Myers started the game for the National League team, batting cleanup as the designated hitter and going 1-for-3 with a double in the NL's 4-2 loss to the American League.
- At home in 2016 he hit .306 (93-for-304) with 20 doubles, two triples, 18 homers, 58 RBI and 60 runs in 80 games, compared to .210 (62-for-295) with 10 home runs and a .633 OPS in 77 games on the road.
- He set Petco Park single-season records in several categories, including hits (93), home runs (18), RBI (58) and runs (60), along with a .306 average that ranked tops among all players with at least 250 at-bats in a single season in Downtown San Diego.
- Enjoyed his best month of the season in June when he was named National League Player of the Month after hitting .327 (32-for-98) with 10 doubles, 11 home runs, 33 RBI and 25 runs scored in 26 games.
- His 33 RBI in June led all Major League players, as did his 21 extra-base hits while his 75 total bases led all National League players.



Wil Myers started for the National League in the 2016 All-Star Game and participated in the Home Run Derby at Petco Park

MAN WITH THE WINNING HAND: Brad Hand posted a career season for the Padres, going 4-4 with a 2.92 ERA (29 ER, 89.1 IP) and 111 strikeouts against 36 walks while holding opponents to a .195 (63-for-323) opponents average in a Major League-leading 82 relief appearances.

- His 82 appearances were the second-most ever by a Padres reliever in a single season, behind only Craig Lefferts' 83 outings in 1986.
- His 111 strikeouts on the season were tied with Trevor Hoffman (1996 and 1997) for the third-most ever in a single season by a Padres reliever, behind only Lance McCullers (126 in 1987) and Rollie Fingers (113 in 1977).
- His 111 strikeouts were the fourth-most by any Major League reliever in 2016, behind only Dellin Betances (126), Andrew Miller (123) and Kyle Barraclough (113)...were the second-most by any left-handed reliever behind only Miller's 123.
- Began his season by being designated for assignment by the Marlins on 4/3 and later acquired off waivers by the Padres on 4/8, spending the rest of the season with San Diego.
- Per Fangraphs.com, his 1.6 WAR was the eighth-best mark among all qualifying NL relievers.
- Over a 30-game span from 6/21 - 8/23 he went 2-1 with a 1.47 ERA (5 ER, 30.2 IP) and 33 strikeouts against nine walks while holding opponents to a .154 (16-for-104) average.

AMERICA'S ALL-STAR CITY: In 2016 the Padres and the city of San Diego hosted Major League Baseball's 87th All-Star Game at Petco Park, the third time San Diego has hosted the All-Star Game and the first time the game had ever been hosted at Petco Park...previously held in San Diego in 1992 and 1978.

- The Padres had two players participate in the All-Star Game with Myers serving as the starting DH for the "visiting" National League squad and Drew Pomeranz working a scoreless inning of relief.

THE CALL UPS: Following the Triple-A Championship game, several El Paso players were tapped for their first career Big League call-ups, including INF Carlos Asuaje, OFs Manuel Margot and Hunter Renfroe and LHP Jose Torres...Padres C Austin Hedges, who made his Major League debut in 2015, was also recalled on the same day for his first Major League action of 2016.

- Renfroe led the group, hitting .371 (13-for-35) with three doubles, four home runs, 14 RBI and eight runs scored in 11 games before the end of the season to start his Big League career, earning National League Player of the Week honors during the final week of the season.
- Renfroe was also named the 2016 Pacific Coast League Most Valuable Player, hitting .306 (163-for-533) with 34 doubles, five triples, 30 home runs, 105 RBI and 95 runs scored in 133 games for El Paso, ranking tied for the PCL lead in homers.
- Carlos Asuaje was named the 2016 PCL Rookie of the Year, the second year a Chihuahua was named PCL ROY after Alex Dickerson won the award last year...in his first year with the Padres, Asuaje recorded 172 hits in 134 games, the most hits among all Triple-A players and fourth-most in minor league baseball...his 253 total bases ranked third in the PCL behind Renfroe's 297.
- Margot ranked tied for the PCL lead with 98 runs scored (also, Asuaje), hitting .304 with 30 stolen bases in 124 games played.
- Hedges hit .326 with 21 home runs and 82 RBI in just 82 games for El Paso, posting a .951 OPS on the year.
- Asuaje, Margot and Renfroe each participated in the 2016 Futures Game at Petco Park as well, during All-Star Week in San Diego.

SEASON IN REVIEW


2016 SEASON HIGHLIGHTS

TALENT ACQUISITION: Over several transactions in 2016 the Padres accumulated a number of prospects into the organization, through trades as well as the amateur First-Year Player Draft and International signings.

- Of the Padres Top 30 prospects, per MLB.com's ranking at the end of the year, 19 played their first season in the organization in 2016.
- Cal Quantrill, the club's number one overall selection in the 2016 Draft, had two promotions in his first professional year, from the Arizona Summer League to the Northwest League to the Midwest League, making 12 starts total...in five starts for Tri-City he posted a 1.93 ERA, allowing just four earned runs in 18.2 innings with 28 strikeouts against two walks.
- Eric Lauer, one of the club's three first-round selections in the 2016 Draft, posted a 2.03 ERA in 10 minor league starts total this year, allowing a .211 average and nine walks against 37 strikeouts in 31.0 total innings.
- Hudson Potts, one of the club's three first-round selections in the 2016 Draft, in 59 games in the Arizona Summer League hit .280 with 12 doubles, three triples, one home run, 27 RBI and 42 runs scored with 10 stolen bases.
- Josh Naylor, who was acquired via trade with the Marlins in July, in 122 games total hit .264 with 29 doubles, two triples, 12 homers, 75 RBI and 59 runs.
- Anderson Espinoza, who was acquired from the Red Sox in exchange for LHP Drew Pomeranz on 7/14, at age 18 made 24 starts in A-ball, appearing in 25 games total, striking out 100 batters in 108.1 innings pitched.
- Chris Paddack, who was acquired from the Marlins in June, went 2-0 with a 0.85 ERA (4 ER, 42.1 IP) and 71 strikeouts against just five walks in nine total starts before having season-ending Tommy John surgery.
- The club also signed eight of MLB.com's Top 30 international prospects this signing period, including players such as INF Luis Almanzar (ranked No. 2 International prospect by Baseball America in the 2016 class), INF Gabriel Arias (ranked No. 4 by Baseball America), OF Jeisson Rosario (ranked No. 6 by Baseball America), C Alison Quintero (ranked No. 22 by Baseball America), INF Justin Lopez (ranked No. 28 by Baseball America), OF Tirso Ornelas (ranked No. 34 by Baseball America), RHP Michell Miliano (ranked No. 48 by Baseball America) and INF Yordy Barley (ranked No. 50 by Baseball America).
- In addition, the Padres also signed several top Cuban prospects, including OF Jorge Oña (ranked the No.4 Cuban prospect by Baseball America), LHP Adrian Morejon (ranked the No.10 Cuban prospect by Baseball America) and RHP Ronald Bolanos (ranked the No.13 Cuban prospect by Baseball America).
- Following the season, the Padres will now have the number three-overall selection in the 2017 First-Year Player Draft.

AY CHIHUAHUAL: The El Paso Chihuahuas, the Padres' Triple-A affiliate, captured their first Pacific Coast League title in 2016.

- El Paso played Scranton/Wilkes-Barre RailRiders (Yankees) of the International League for the 2016 Triple-A Championship, falling short of the title.
- Key contributors to the PCL Championship for El Paso included Manuel Margot, Austin Hedges, Hunter Renfroe and Carlos Asuaje who hit a combined .306 with 20 RBI and 25 runs scored in El Paso's eight postseason games to capture the PCL title.



In 2016, Hunter Renfroe earned Pacific Coast League MVP honors, helped lead Triple-A El Paso to the PCL championship and participated in the Futures Game at Petco Park



2016 Pitcher of the Year Brad Hand led the Major Leagues with 82 appearances.

WHAT A STREAK: On 9/16 at Colorado the Padres dropped a ninth-inning lead to the Rockies, the club's first loss of the season when leading after eight innings and their first loss when leading after eight since July 2014.

- Prior to that game the Padres had won each of their previous 143 games when leading after eight innings, which at the time was the longest active streak in the Majors and the second longest such streak in team history...the Padres had a streak of 181-straight wins when leading after eight from July 1996 to April 1999 (7/27/96 - 4/27/99) per STATS.
- The Padres 143-game streak was the longest in the Majors since the New York Yankees had a 160-game win streak when leading after eight snapped earlier in 2016 (June 2014 - June 2016).

THE LONG BALL: The Padres in 2016 hit a franchise-best 177 home runs, passing the previous club record of 172 home runs by the 1970 Padres.

- At home in 2016 the Padres hit 83 home runs, a team record for most home runs hit in a season at Petco Park, passing the 75 home runs hit at home by the 2006 club (Petco Park opened in 2004).
- The Padres had just two seasons at Qualcomm (1969-2003) of hitting 83-or-more home runs, including a team home-record of 87 in 1992 and 1993.
- The Padres had 21 different players hit a home run in 2016, two shy of the team record of 23 different players from 2008 and 2013.
- Overall on the season there were 176 home runs total hit at Petco Park, with 83 by the Padres and 93 by opponents, the most ever in Petco Park history (previous 167 in 2006) and second-most ever in San Diego all-time behind 178 home runs at Qualcomm in 2001, per STATS.
- The club had a streak of hitting a home run in 25-straight games in 2016 from 6/28 - 7/27, the longest streak in franchise history and longest in the Majors since 2002 when the Texas Rangers homered in a Major League-record 27-straight games.
- From May 25th until the end of the season, posted a 4-1 record and 28 saves with a 1.44 ERA (7 ER, 43.2 IP) and 64 strikeouts against 17 walks while limiting the opposition to a .155 batting average.



SEASON IN REVIEW

2016 BREAKDOWN

PADRES SCORE BY INNINGS

	1	2	3	4	5	6	7	8	9	EXTRA INN.	TOT.
SAN DIEGO	87	48	76	86	98	94	51	63	70	13	686
OPPONENTS	102	67	98	93	96	90	80	81	48	15	770

RECORD BY DAYS

Monday (8-9); Tuesday (7-17); Wednesday (11-16); Thursday (6-10); Friday (16-10); Saturday (14-12); Sunday (6-20)

RECORD BY MONTHS

April (9-15); May (11-18); June (13-13); July (12-14); August (10-17); September (13-15); October (0-2)

PADRES RECORD WHEN

Leading after six:	53-8	Tied after six:	9-7	Trailing after six:	6-79
Leading after seven:	55-4	Tied after seven:	8-9	Trailing after seven:	5-81
Leading after eight:	56-1	Tied after eight:	8-11	Trailing after eight:	4-82
Scoring first:	48-26	Opponents score first:	20-68	Shutouts:	9-15
Scoring less than three:	7-51	Scoring three-or-four:	16-24	Scoring five-or-more:	45-19
One-run games:	19-31	Two-run games:	12-13	Extra Innings W-L:	6-6
Come-from-behind wins:	32	Games decided in last AB:	14-13	Walkoff Games:	14-13
Series W-L-T (Home):	11-10-5	Series W-L-T (Road):	8-17-2	Series W-L-T (Total):	19-27-7
Series Sweeps (Home):	1-4	Series Sweeps (Road):	1-8	Series Sweeps (Total):	2-12
Interleague:	6-14	White Jerseys:	26-23	Gray Jerseys:	10-19
Blue Jerseys:	19-33	Camouflage Jerseys:	4-10	Retro Jerseys:	3-4

STARTS BY BATTING ORDER

- 1st: Margot (6), Myers (2), Norris (1), **Jankowski (71)**, Jay (69), Ramirez (2), Sardinas (2), Upton Jr. (9)
2nd: Amarista (3), Asuaje (1), Jay (12), Margot (2), **Myers (108)**, Norris (4), Ramirez (6), Sardinas (6), Schimpf (6), Solarte (2), Spangenberg (9), Upton Jr. (3)
3rd: Dickerson (1), Myers (33), **Kemp (99)**, Solarte (29)
4th: Bethancourt (1), Dickerson (30), Myers (8), Norris (2), Renfroe (1), Schimpf (11), **Solarte (68)**, Upton Jr. (21), Wallace (20)
5th: Amarista (1), Blash (3), Bethancourt (4), Dickerson (28), Jay (1), Myers (2), Norris (19), Ramirez (10), Renfroe (6), Rosales (2), Schimpf (26), Solarte (3), **Upton Jr. (50)**, Wallace (7)
6th: Arcia (6), Amarista (1), Asuaje (3), Bethancourt (20), Blash (12), Dickerson (6), Kivlehan (1), **Norris (39)**, Ramirez (23), Renfroe (1), Rosales (4), Rondon (1), Sanchez (4), Sardinas (2), Schimpf (20), Spangenberg (1), Solarte (2), Upton Jr. (1), Wallace (15)
7th: Arcia (4), Asuaje (1), Amarista (2), Bethancourt (17), Dickerson (2), Hedges (7), Kivlehan (4), Noonan (1), **Norris (40)**, Pirela (7), Ramirez (37), Rondon (1), Rosales (14), Sardinas (1), Sanchez (3), Schimpf (10), Upton Jr. (2), Wallace (3), Weeks (6)
8th: Amarista (24), Arcia (1), Asuaje (1), Bethancourt (2), Blash (1), Cashner (1), Jankowski (4), Noonan (4), Norris (6), Pirela (3), Ramirez (28), Richard (3), Rea (1), Rondon (5), **Rosales (30)**, Schimpf (6), Sardinas (22), Spangenberg (3), Upton Jr. (2), Wallace (4), Weeks (11)
9th: Cashner (13), Clemens (12), Cosart (9), Erlin (2), **Friedrich (22)**, Jackson (12), Jankowski (7), Noonan (1), Norris (2), Johnson (3), Perdomo (17), Pomeranz (17), Ramirez (3), Rea (16), Richard (6), Rosales (2), Ross (1), Shields (10), Vargas (7)

STARTS BY POSITION

- C: Bethancourt (35), Hedges (7), **Norris (113)**, Sanchez (7)
1B: **Myers (147)**, Solarte (2), Wallace (13)
2B: Amarista (15), Asuaje (6), Noonan (1), Pirela (9), Rosales (22), Sardinas (1), **Schimpf (66)**, Solarte (12), Spangenberg (13), Weeks (17)
SS: Amarista (7), Noonan (5), **Ramirez (105)**, Rondon (7), Rosales (6), Sardinas (32)
3B: Amarista (4), Rosales (24), Schimpf (12), **Solarte (89)**, Wallace (33)
LF: Amarista (3), Bethancourt (3), Blash (2), Dickerson (65), Jankowski (3), Jay (5), Kivlehan (1), Myers (1), Rosales (1), Schimpf (1), **Upton Jr. (77)**
CF: **Jankowski (77)**, Jay (68), Margot (7), Upton Jr. (10)
RF: Amarista (2), Arcia (11), Bethancourt (4), Blash (14), Jankowski (2), **Kemp (97)**, Jay (9), Kivlehan (4), Margot (1), Myers (5), Pirela (1), Ramirez (3), Renfroe (8), Upton Jr. (1)
DH: Bethancourt (2), Dickerson (2), Kemp (2), Ramirez (1), **Wallace (3)**
P: Cashner (16), Clemens (12), Cosart (9), Erlin (2), Friedrich (23), Jackson (13), Johnson (4), **Perdomo (20)**, Pomeranz (17), Rea (18), Richard (9), Ross (1), Shields (11), Vargas (7)

EJECTIONS

DATE	OPP	INNING	PLAYER/COACH	UMPIRE
April 19	Pittsburgh	3rd	Andy Green	Brian Gorman
April 24	St. Louis	7th	Melvin Upton Jr.	Sean Barber
June 29	Baltimore	5th	Andy Green	Bill Miller

SEASON IN REVIEW

2016 BATTING STATISTICS

PLAYER	AVG	G	AB	R	H	2B	3B	HR	RBI	SH	SF	HP	BB	SO	SB	CS	OBP	SLG	E
Amarista	.257	65	140	9	36	2	0	0	11	1	1	0	8	26	9	2	.295	.271	2
Arcia	.116	14	43	2	5	1	0	0	2	4	0	0	2	14	0	0	.156	.279	0
Asuaje	.208	7	24	2	5	2	0	0	2	0	0	0	1	4	0	0	.240	.292	1
Bethancourt	.228	73	193	20	44	6	0	6	25	0	1	10	10	56	1	2	.265	.368	3
Blash	.169	38	71	7	12	2	0	0	3	5	0	0	2	11	3	0	.238	.324	0
Dickerson	.257	84	253	39	65	16	2	10	37	0	2	4	26	44	5	1	.333	.455	3
Hedges	.125	8	24	2	3	1	0	0	1	0	1	1	0	7	0	1	.154	.167	1
Jankowski	.245	131	335	53	82	13	2	2	12	3	0	2	42	100	30	12	.332	.313	1
Jay	.291	90	347	49	101	26	1	2	26	1	0	6	19	78	2	0	.339	.389	1
Kemp	.262	100	409	54	107	24	0	23	69	0	6	0	16	100	0	0	.285	.489	2
Kivlehan	.250	5	16	5	4	0	0	1	2	0	0	1	2	9	0	0	.368	.438	2
Margot	.243	10	37	4	9	1	1	0	3	0	0	0	1	2	0	0	.346	.405	0
Myers	.259	157	599	99	155	29	4	28	94	0	6	4	68	160	28	0	.334	.461	3
Noonan	.167	7	18	0	3	0	0	0	1	0	1	0	1	5	0	1	.200	.167	1
Norris	.186	125	415	50	77	17	0	14	42	0	3	4	36	139	9	2	.255	.328	9
Pirela	.154	15	39	2	6	2	0	0	4	0	1	0	0	1	9	0	.175	.205	1
Ramirez	.240	128	421	33	101	19	2	5	41	0	2	4	17	56	6	9	.275	.330	14
Renfroe	.371	11	35	8	13	3	0	0	4	14	0	0	0	1	5	0	.389	.800	2
Rondon	.120	8	25	1	3	0	0	0	1	0	0	0	1	4	0	0	.154	.120	2
Rosales	.229	105	214	37	49	12	3	13	35	0	4	1	29	88	4	0	.319	.495	5
Sanchez	.269	26	42	12	12	0	0	0	3	0	1	1	3	8	0	0	.344	.524	1
Sardinas	.287	34	108	13	31	6	1	1	13	1	0	0	11	23	3	1	.353	.417	6
Schimpf	.217	89	276	48	60	17	5	20	51	0	3	9	42	105	1	1	.336	.533	6
Solarte	.286	109	405	55	116	26	1	15	71	0	3	5	30	63	1	1	.341	.467	11
Spangenberg	.229	14	48	6	11	1	1	1	8	0	0	1	4	13	1	0	.302	.354	5
Upton Jr.	.256	92	344	46	88	11	2	16	45	1	3	2	23	106	20	5	.304	.439	2
Wallace	.189	119	217	19	41	10	0	6	20	0	1	9	29	83	0	0	.209	.318	6
Weeks	.140	17	50	5	7	1	1	0	2	3	0	1	3	14	1	0	.304	.200	1
TOTALS	.235	162	5419	686	1275	257	26	177	654	36	36	58	449	1500	125	45	.299	.390	109

2016 PITCHING STATISTICS

PITCHER	W-L	ERA	G	GS	CG	SHO	SV	IP	H	R	ER	HR	HB	BB	SO	WP	BK	AVG
Amarista	0-0	0.00	1	0	0	0	0	0.1	0	0	0	0	0	0	0	0	0	.000
Baumann	1-0	3.72	11	0	0	0	0	9.2	7	4	4	0	1	4	10	0	0	.200
Bethancourt	0-0	0.00	2	0	0	0	0	1.2	1	0	0	0	1	3	1	0	0	.167
Buchter	3-0	2.86	67	0	0	0	1	63.0	34	20	20	4	2	31	78	3	0	.160
Campos	1-0	5.73	18	0	0	0	0	22.0	18	16	14	3	1	14	24	1	0	.222
Cashner	4-7	4.76	16	16	0	0	0	79.1	80	47	42	13	6	30	67	1	0	.264
Clemens	3-5	3.67	16	12	0	0	0	61.1	61	32	25	9	3	23	47	4	1	.257
Cosart	0-3	6.03	9	9	0	0	0	37.1	42	27	25	4	2	23	27	1	0	.278
Dominguez	1-0	5.05	34	0	0	0	0	35.2	34	23	20	5	4	17	20	2	0	.258
Erlin	1-2	4.02	3	2	0	0	0	15.2	12	7	7	3	0	3	13	2	0	.218
Friedrich	5-12	4.80	24	23	0	0	0	129.1	131	74	69	13	2	52	100	7	0	.259
Guerrero	0-0	4.50	1	0	0	0	0	2.0	3	1	1	0	0	1	0	0	0	.375
Hand	4-4	2.92	82	0	0	0	1	89.1	63	32	29	8	1	36	111	7	0	.195
Hessler	1-0	3.38	15	0	0	0	0	18.2	19	7	7	2	0	11	9	0	0	.257
Jackson	5-6	5.89	13	13	0	0	0	73.1	79	49	48	12	1	35	54	5	0	.278
Johnson	0-4	9.15	4	4	0	0	0	19.2	32	20	20	9	0	5	10	2	0	.372
Kirkman	0-0	27.00	1	0	0	0	0	1.1	6	4	4	0	0	0	0	0	0	.600
Maurer	0-5	4.52	71	0	0	0	13	69.2	65	37	35	7	2	23	72	3	0	.238
Morrow	1-0	1.69	18	0	0	0	0	16.0	19	4	3	2	0	3	8	0	0	.306
Perdomo	9-10	5.71	35	20	1	0	0	146.2	187	99	93	23	7	46	105	10	0	.310
Pomeranz	8-7	2.47	17	17	0	0	0	102.0	67	30	28	8	1	41	115	7	0	.184
Quackenbush	7-7	3.92	60	0	0	0	2	59.2	55	27	26	8	0	22	42	2	0	.242
Rea	5-5	4.98	19	18	0	0	0	99.1	101	63	55	12	8	44	76	0	1	.262
Richard	3-3	2.52	11	9	0	0	0	53.2	58	21	15	4	0	24	34	2	0	.278
Rodney	0-1	0.31	28	0	0	0	17	28.2	13	2	1	0	2	12	33	1	1	.137
Ross	0-1	11.81	1	1	0	0	0	5.1	9	8	7	0	2	1	5	1	0	.375
Shields	2-7	4.28	11	11	0	0	0	67.1	69	33	32	9	1	27	57	3	0	.272
Smith	1-0	4.50	4	0	0	0	0	4.0	5	2	2	1	1	1	3	0	0	.333
Thornton	1-0	5.82	18	0	0	0	0	17.0	22	12	11	2	1	6	9	0	0	.314
Torres	0-0	0.00	4	0	0	0	0	3.0	3	0	0	0	0	2	3	1	0	.250
Vargas	0-3	5.03	7	7	0	0	0	34.0	41	19	19	5	1	15	28	0	0	.301
Villanueva	2-2	5.96	51	0	0	0	1	74.0	89	50	49	17	3	14	61	2	0	.297
TOTALS	68-94	4.43	162	162	1	9	35	1440.0	1425	770	708	183	53	569	1222	67	3	.258

2016 DISABLED LIST

PLAYER (INJURY)	PLACED (RETRO)	GAMES MISSED	REINSTATED
Buddy Baumann (low back strain)	4/3 (3/25)	79 (33-46)	7/1
Jon Edwards (right flexor strain)*	4/3 (3/25)	162 (68-94)	--
Matt Thornton (left Achilles tendonitis)	4/8 (4/4)	49 (20-29)	5/28
Tyson Ross (right shoulder inflammation) *	4/9 (4/5)	161 (68-93)	--
Yangervis Solarte (right hamstring strain)	4/10	38 (16-22)	5/21
Cory Spangenberg (left quad strain)*	4/20	148 (63-85)	--
Robbie Erlin (left elbow strain)*	4/21 (4/18)	149 (64-85)	--
Alexi Amarista (right hamstring strain)	4/23 (4/20)	28 (14-14)	5/18
Jemile Weeks (right hamstring strain)	5/8	131 (55-77)	--
Andrew Cashner (right hamstring strain)	5/13 (5/9)	14 (6-8)	5/24
Cesar Vargas (right elbow soreness)*	5/29	112 (48-64)	--
Andrew Cashner (strained neck)	6/11	19 (9-10)	7/3
Jon Jay (right forearm fracture)	6/28 (6/20)	66 (28-38)	9/6
Erik Johnson (right elbow sprain)*	7/1 (6/29)	84 (35-49)	--
Carter Capps (Tommy John surgery)*	7/29 (acquired via trade)	60 (24-36)	--
Colin Rea (right elbow sprain)	7/31	58 (23-35)	--
Alexi Amarista (left hamstring strain)	8/2	29 (9-20)	9/2
Jabari Blash (sprained left middle finger)	8/22 (8/19)	41 (17-24)	--
Christian Bethancourt (strained left intercostal)	8/31	31 (13-18)	--
TOTAL GAMES MISSED IN 2016		1,459	

NOTE: Players in italics ended season on the DL *Ended season on 60-Day DL



SEASON IN REVIEW

2016 WIN-LOSS BREAKDOWN

	HOME	ROAD	TOTALS		SD	OPP
	W-L	W-L	W-L			
Shutouts	2-5	7-10	9-15	Errors	109	68
Individual Shutouts	0-2	0-5	0-5	Double Plays	165	107
Extra Innings	5-3	1-3	6-6	Triple Plays	0	1
One-Run Games	15-11	4-20	19-31	Complete Games	1	7
Two-Run Games	5-5	7-8	12-13	Stolen Bases	125	98
vs. Left-Handed Starters	11-12	10-10	21-22	Caught Stealing	45	29
vs. Right-Handed Starters	28-30	19-42	47-72	Doubles	257	275
Grass	39-42	28-47	67-89	Triples	26	44
Artificial Turf	0-0	1-5	1-5	Home Runs (home)	83	90
Day	7-13	8-22	15-35	Home Runs (away)	94	93
Night	32-29	21-30	53-59	Home Runs (total)	177	183
Doubleheaders	0-0	2-2	2-2	Grand Slams	3	1
OVERALL	39-42	29-52	68-94	Left On Base	965	1,138

SEASON HIGHS AND LOWS

TEAM BATTING

Most Runs:	16, 4/9 at COL
Most Runs (inn.):	7, 2x, 9/8 vs. COL (3rd)
Most Hits:	20, 6/2 vs. SEA
Most Hits (inn.):	7, 6/2 vs. SEA (5th)
Most Doubles:	5, 3x, last: 8/6 vs. PHI
Most Home Runs:	4, 7x, last: 8/12 vs. NYM
Most Home Runs (inn.):	3, 5/27 at ARI (5th)
Most Extra-Base Hits:	8, 5/14 at MIL
Most Total Bases:	34, 6/1 vs. SEA
Most Stolen Bases:	4, 3x, last: 8/3 vs. MIL
Most Walks:	10, 4/19 vs. PIT
Most Strikeouts:	19, 5/21 vs. LAD
Most Left on Base:	13, 2x, last: 4/19 vs. PIT
Fewest Left on Base:	0, 8/12 at MIL
Fewest Hits:	2, 2x, last: 5/23 at SF

INDIVIDUAL BATTING

Most Hits:	5, Jay, 6/2 vs. SEA
Most Runs:	4, 3x, last: Dickerson 9/8 at COL
Most Doubles:	2, 17x, last: Asuaje, 9/23 vs. SF
Most Triples:	1, several
Most Home Runs:	2, 11x, last: J. Upton 9/27 vs. LAD
Most Extra-Base Hits:	4, Schimpf, 8/19 vs. ARI
Most RBI:	7, Renfro, 9/27 vs. LAD
Most Stolen Bases:	3, Jankowski, 8/1 vs. MIL
Most Strikeouts:	4, 13x, last: Wallace, 5/20 vs. LAD
Most Walks:	4, Wallace, 5/20 vs. LAD
Most Total bases:	12, Schimpf, 8/19 vs. ARI
Longest Hit Streak:	14, Solarte, 9/6-29

TEAM PITCHING

Most Strikeouts:	17, 2x, last: 5/14 vs. MIL
Most Walks:	12, 5/14 vs. MIL
Most Runs allowed:	16, 2x, last: 6/2 vs. SEA
Most Runs allowed (inn.):	9, 6/2 vs. SEA (7th)
Most Hits allowed:	19, 6/13 vs. MIA
Most Hits allowed (inn.):	8, 2x, last: 6/28 vs. BAL (6th)
Fewest Hits allowed:	2, 4x, 8/10 at PIT
Most HR allowed:	5, 4x, 8/16 at TB
Most HR allowed (inn.):	2, 17x, last: 9/28 vs. LAD (1st)
Shutouts:	9, last: 9/12 vs. SF

INDIVIDUAL PITCHING

Most Innings (start):	9.0, Perdomo, 8/28 vs. MIA
Fewest Innings (start):	0.1 Cashner, 6/10 at COL
Most Innings (relief):	5.2, Perdomo, 6/10 at COL
Most Strikeouts (start):	11, Jackson, 9/5 vs. BOS
Most Strikeouts (relief):	7, Perdomo, 6/10 at COL
Longest Win Streak:	Three games, 6x, last: Richard, 8/27-9/19
Longest Losing Streak:	Eight games, Friedrich, 6/29-8/23
Cons. scoreless inn. (start):	18.0, Pomeranz, 5/1-18
Cons. scoreless inn. (relief):	22.1, Rodney, 4/16-6/21
Most Runs Allowed:	10, Shields, 5/31 at SEA
Most Hits Allowed:	11, Richard, 9/13 at SF
Most Walks Allowed:	6, 3x, last: Cosart, 8/1 vs. MIL
Most HR Allowed:	4, 2x, last: Villanueva, 8/16 at TB
Most HR Allowed (inn.):	2, 16x, last: Perdomo, 9/28 vs. LAD (1st)

MISCELLANEOUS

Longest Winning Streak:	Three, 6x, last: 9/25-28
Longest Losing Streak:	Five, 2x, last: 8/13-17
Longest Game, Innings:	17 inn., 5/22 vs. LAD
Longest Game Time (9 inn.):	4:01, 4/19 vs. PIT
Longest Game Time (extra):	5:47, 5/22 vs. LAD (17)
Shortest Game Time:	2:07, 5/1 at LAD
Largest Crowd (Petco):	44,317 on 4/4 vs. LAD
Smallest Crowd (Petco):	19,013 on 5/2 vs. COL
Largest Crowd (road):	49,686, 4/29 at LAD
Smallest Crowd (road):	10,251, 8/17 at TB
Largest Winning Margin:	13 runs, 4/9 at COL
Largest Losing Margin:	15 runs, 4/4 vs. LAD
Most Double Plays Turned:	6, 8/28 at MIA
Most Double Plays by Opponent:	6, 8/28 at MIA
Most Double Plays Grounded Into:	4, 2x, last: 8/9 at PIT
Most Errors:	4, 2x, last: 8/20 vs. ARI
Come from Behind Wins:	32
Delays:	Four total
Longest delay:	1:10, 9/20 vs. ARI
Rainouts:	2, last: 7/19 at STL (postponed to 7/20)

PADRES CHALLENGES (29-for-66)

Overtuned:	29
Stands:	37
Success Rate:	43.9%

UMPIRE REVIEW (7)

Upheld:	5
Overtuned:	2

OPPONENT CHALLENGES (29-for-49)

Overtuned:	29
Stands:	20
Success Rate:	59.2%

ALL-TIME PADRES CHALLENGES SINCE 2014 (131)

Number of challenges:	131
Overtuned:	65
Success Rate:	49.6%



HISTORY & RECORDS



HISTORY & RECORDS

PADRES HALL OF FAME PRESENTED BY SONY

The San Diego Padres Hall of Fame honors players, coaches and executives who have contributed to the organization's growth and success since San Diego entered the Major Leagues in 1969.

Thirteen individuals have been inducted into the San Diego Padres Hall of Fame since it was created to honor the club's 30th anniversary in 1999. The inaugural class of '99 included Randy Jones, Nate Colbert and Ray Kroc. In 2000, outfielder Dave Winfield was the lone inductee. Buzzie Bavasi and Jerry Coleman were inducted in 2001, Tony Gwynn took his place in the Padres Hall of Fame in 2002; Dick Williams was inducted in 2009; Trevor Hoffman was honored in 2014; Benito Santiago and Garry Templeton were enshrined in 2015, and Ted Williams and Ken Caminiti were the latest inductees in 2016.



The Padres Hall of Fame presented by Sony opened at Petco Park on July 1, 2016, showcasing the history of the San Diego Padres and baseball in San Diego. The experience of visiting the Padres Hall of Fame begins outside the entrance on K Street, at Padres Hall of Fame Plaza, where the exterior courtyard links the Padres to the National Baseball Hall of Fame with a Padres in Cooperstown wall. The wall pays tribute to all players and coaches who have worn a Padres uniform and gone on to be inducted into the National Baseball Hall of Fame in Cooperstown, N.Y. The two players in franchise history who were inducted into the National Baseball Hall of Fame as Padres – Dave Winfield (2001) and Tony Gwynn (2007) – are prominently honored with replicas of their Hall of Fame plaques presented on pedestals in front of the wall.

As fans enter the Padres Hall of Fame, they are greeted by a five-panel media wall, which features historical videos and other multi-media content. Three full walls of the space are occupied by an 80-foot-long, in-depth timeline, starting with baseball in San Diego in the era before the Padres (1871-1935), moving into the Pacific Coast League Padres both at Lane Field (1936-57) and at Westgate Park (beginning in 1958), and finally transitioning to the Major League Padres, through San Diego Stadium's opening in 1969 and into the present day at Petco Park.

As guests reach the end of the timeline, they approach a state-of-the-art 4K theater featuring three Sony 120" 4K short throw projectors and an interactive kiosk where guests can select and watch their choice of video from a variety of historical moments and team achievements. At the center of the Padres Hall of Fame are 13 two-sided, eight-foot-tall panels dedicated to each current member of the Padres Hall of Fame. The illuminated panels depict imagery of these legendary members of the Padres family, along with information about their career highlights and personal achievements. Near the exit is the Padres All-Time Leaders wall presented by Sycuan, highlighting the top five players in Padres history in 12 different statistical categories. Upon exiting into Palm Court Plaza, guests will view the Padres Honors Wall, featuring memorabilia highlighting some of the highest honors Padres players have earned over the history of the franchise.

BUZZIE BAVASI – INDUCTED 2001



Already a veteran of nearly 30 years in the game, Bavasi joined C. Arnholt Smith's effort to attract a National League franchise to San Diego in 1967 and, after securing a team, served as the Padres first president from the birth of the franchise until 1977.

Bavasi was one of baseball's most respected executives. He began his career with the Brooklyn Dodgers in 1939, serving the organization in a variety of roles. Following a stint in the military as an infantry machine gunner from 1943-46, Bavasi served as general manager of the Dodgers Triple-A club in Montreal. In 1951, he was appointed vice president and general manager of the Brooklyn Dodgers, a post he held through the club's move to Los Angeles until he resigned to join the effort to bring the Major Leagues to San Diego. Bavasi passed away on May 1, 2008 in San Diego at the age of 93.

KEN CAMINITI – INDUCTED 2016



While Ken Caminiti played only four seasons in San Diego (1995-1998), they were arguably the four best seasons of his career. He won Gold Glove Awards three straight years, starting in 1995. He was an All-Star in 1994, while with the Astros, and in 1996 and 1997 with the Padres. Caminiti became the first Padre to win the National League MVP award when he was unanimously recognized in 1996, the same year he won the Silver Slugger Award. In 1998, he helped lead the Padres to the World Series.

Caminiti had a career-year in 1996, hitting .326 with 40 home runs, 109 runs scored and a franchise-record 130 RBI, helping the Padres win the National League West Division, sending San Diego to the playoffs for just the second time in franchise history.

He passed away on October 10, 2004 at the age of 41.

	AVG	G	AB	R	H	2B	3B	HR	RBI	BB	SO	SB	CS	OBP	SLG
ML Totals - 15 Years	.272	1760	6288	894	1710	348	17	239	983	727	1163	88	39	.347	.447
Padres Totals - 4 Years	.295	557	2010	362	592	127	2	121	396	298	419	40	14	.384	.540

HISTORY & RECORDS

NATE COLBERT – INDUCTED 1999



Nate Colbert emerged as the first bona fide star to wear a Padres uniform, becoming one of the game's premier power hitters of the early 1970s. The first baseman made three All-Star appearances (1971-73) as a Padres player and led the team in home runs the first five years of its existence.

Colbert's greatest achievement stands as one of the all-time best days a player has experienced in the Major Leagues. On August 1, 1972, Colbert hit five home runs and drove in 13 runs in a doubleheader in Atlanta. The RBI total established a record that has since been tied by St. Louis' Mark Whiten (September 7, 1993 at Cincinnati), and the five home runs tied Stan Musial's 1954 Major League mark. Colbert's 163 home runs stand to this day as the most in Padres history,

while his .469 slugging percentage places him fifth on the club's all-time list.

	AVG	G	AB	R	H	2B	3B	HR	RBI	BB	SO	SB	CS	OBP	SLG
ML Totals - 10 Years	.243	1004	3422	481	833	141	25	173	520	383	902	52	31	.322	.451
Padres Totals - 6 Years	.253	866	3080	442	780	130	22	163	481	350	773	48	27	.331	.469

JERRY COLEMAN – INDUCTED 2001



Jerry Coleman was the voice of the Padres for 42 seasons, stirring loyal fans across the region with his patented "Oh Doctor!" and "Hang a Star" calls, trademarks of Padres broadcasts from 1972-2013. In 1999, Coleman was recognized by the Padres with a jersey retired in honor of his contributions not only to the club but also to the San Diego community. The Padres unveiled a star under the press box at Petco Park during the 2004 season and in 2005 he was inducted into the US Marine Corps Sports Hall of Fame while also receiving the prestigious Ford C. Frick Award from the National Baseball Hall of Fame in Cooperstown. He was inducted into the National Radio Hall of Fame in Chicago as a member of the 2007 class. In January of 2010 he received a Lifetime Achievement award at the 60th annual Golden Mike Awards. On September 15, 2012, the Padres honored Coleman's 70 years in baseball and 40 with the Padres with a pre-game ceremony at Petco Park, during which the club unveiled a statue of Coleman at the park while the mayor of San Diego proclaimed the day "Jerry Coleman Day."

Coleman's distinguished broadcasting career included stops with the Yankees, as well as 22 seasons calling the CBS Radio Network's "Game of the Week." A former Major Leaguer, who left the broadcast booth in 1980 to become the Padres manager for one season, played on six World Series clubs in nine seasons (1949-57) with the New York Yankees, a key member of the greatest dynasty in baseball history. The second baseman made his Big League debut in 1949, earning Associated Press Rookie of the Year honors. The following season, Coleman was an American League All-Star and the World Series Most Valuable Player, as the Yankees swept the Phillies in four games.

Coleman, whose playing career was interrupted twice when he was called upon to serve the United States as a Marine pilot in World War II and in Korea, retired with a lifetime .263 average, 16 homers and 217 RBI in 723 games. The only Major League player to see active combat in two wars, Coleman's distinguished military service record includes 120 missions and two Distinguished Flying Crosses, 13 Air Medals and three Navy Citations. He passed away on January 5, 2014 in San Diego at the age of 89.

TONY GWYNN – INDUCTED 2002



The greatest Padres player of them all, and one of the greatest hitters in the history of Major League Baseball, Tony Gwynn was the first-ever unanimous selection to the Padres Hall of Fame upon his retirement at the conclusion of the 2001 season.

In 20 seasons (1982-2001), the man who will forever be known as "Mr. Padre" won a National League-record tying eight batting titles and was selected to 16 All-Star teams.

He retired with a .338 career batting average and 3,141 hits in 2,440 games. Gwynn's hit count includes 543 doubles, 85 triples and 135 home runs. He finished with 1,138 RBI and 319 stolen bases.

The Padres career leader in virtually every offensive category, Gwynn retired 17th on the all-time Major League hit list, 17th on the doubles list and eighth on the all-time singles list. His .338 career average, the highest by any Major Leaguer since Ted Williams, is 22nd-best all-time.

Gwynn played on each of the first three Padres Division Championship clubs (1984, 1996, 1998) and batted .371 in the club's two World Series appearances in 1984 against the Tigers and in 1998 against the Yankees.

Only the 17th player in history to spend his entire career of 20-or-more seasons with one club when he retired, Gwynn's unwavering loyalty to the Padres and his undying devotion to the San Diego community further cemented his standing as Mr. Padre and one of the great ambassadors the game of baseball has ever known.

Gwynn was inducted into the National Baseball Hall of Fame in July of 2007. He passed away on June 16, 2014 in Poway, CA at the age of 54.

	AVG	G	AB	R	H	2B	3B	HR	RBI	BB	SO	SB	CS	OBP	SLG
ML Totals - 20 Years	.338	2440	9288	1383	3141	543	85	135	1138	790	434	319	125	.388	.459



HISTORY & RECORDS

TREVOR HOFFMAN – INDUCTED 2014



The most successful closer in Padres franchise history and one of the best ever in the history of Major League Baseball, Trevor Hoffman was inducted into the Padres Hall of Fame on August 30, 2014.

Hoffman, who now serves as the Padres' senior advisor to baseball operations, retired as Major League Baseball's all-time saves leader with 601 in 677 opportunities, a 61-75 record, 2.87 ERA (347 ER, 1089.1 IP), .211 opponent batting average and 1,133 strikeouts in 1,035 relief appearances. The seven-time all-star (1998, 99, 2000, 02, 06, 07, 09) also finished in the top 10 in Cy Young voting (1996, 98, 99, 2006) and in the top 25 in Most Valuable Player voting (1996, 98, 2005, 06) on four occasions each.

Over his 16 seasons with San Diego, Hoffman compiled a 54-64 record with 552 saves in 618 opportunities (.893 save percentage), a 2.76 ERA (292 ER/952.1 IP), .211 opponent batting average and 1,029 strikeouts in 902 relief appearances.

A California native and San Diego resident, Hoffman has been heavily involved in the local community since joining the Padres in 1993. Hoffman was named the local recipient of the Roberto Clemente Award on six occasions and was honored with both the Lou Gehrig Award and Teammates for Kids Award in 2006. In addition, he received the Hutch Award in 2005 and was named the 1999 recipient of the Padres Chairman's Award.

	W-L	ERA	G	GS	CG	SHO	SV	IP	H	R	ER	HR	HB	BB	SO	WP	BK
ML Totals - 18 Years	61-75	2.87	1035	0	0	0	601	1089.1	846	378	347	100	9	307	1133	49	0
Padres Totals - 16 Years	54-64	2.76	902	0	0	0	552	952.1	738	323	292	85	8	255	1029	42	0

RANDY JONES – INDUCTED 1999



Randy Jones was the first Padres pitcher to win the Cy Young award and earned tremendous popularity among Padres fans, a relationship that remains strong to this day. Jones, a left-hander who won the Cy Young in 1976 after going 22-14 with a 2.74 ERA and 25 complete games, remains the club leader in innings pitched (1766.0), starts (253), complete games (71) and shutouts (18).

Jones was an All-Star in 1975 and 1976, establishing a unique rapport with Padres fans, who gave him a standing ovation as he approached the mound for every start. Jones remains an active ambassador for the Padres in the community, making dozens of appearances annually.

	W-L	ERA	G	GS	CG	SHO	SV	IP	H	R	ER	HR	HB	BB	SO	WP	BK
ML Totals - 10 Years	100-123	3.42	305	285	73	19	2	1933.0	1915	875	735	129	18	503	735	19	6
Padres Totals - 8 Years	92-105	3.30	264	253	71	18	2	1766.0	1720	759	648	110	13	414	677	16	6

RAY KROC – INDUCTED 1999



Ray Kroc bought the Padres franchise on January 25, 1974, when the club literally had packed and was prepared to move to Washington, D.C. An entrepreneur who created the McDonald's fast-food empire, Kroc ensured that the Padres would remain in San Diego.

He oversaw the club's rise from a perennial loser in the standings and at the gate to a viable franchise that would win the National League pennant in 1984. After attendance only reached a season-high of at 644,272 before he purchased the club, the Padres drew more than one million fans every year except the strike-shortened 1981 season, and the team on the field grew to respectability, earning its first winning record in 1978. Kroc died in January 1984 and would not see his team reach the World Series that year — with the club carrying an "RAK" emblem on its uniform that season. Kroc's wife, Joan, assumed the role of owner after his death, until her sale of the club in 1990.

BENITO SANTIAGO – INDUCTED 2015



Benito Santiago was unanimously named National League Rookie of the Year in 1987, the first in Padres franchise history. A five-time National League All-Star, four with the Padres (1989-92), he played seven of his first 20 Major League seasons for San Diego, hitting .264 (758-for-2872) with 124 doubles, 15 triples, 85 home runs and 375 RBI over 789 games from 1986-92.

His four starts behind the plate for the National League All-Star team are the second-most starting nods at the Mid-Summer Classic in franchise history behind only Tony Gwynn and his 12 starts.

The Puerto Rico native also received four Louisville Silver Slugger Awards (1987-88, 1990-91) and three Rawlings Gold Gloves (1988-90) in his career, all with San Diego. His career-best and franchise-record 34-game hitting streak during his rookie season in 1987 still stands as the longest hitting streak in Major League history by a rookie as well as the longest ever by a catcher.

	AVG	G	AB	R	H	2B	3B	HR	RBI	BB	SO	SB	CS	OBP	SLG
ML Totals - 20 Years	.263	1978	6951	755	1830	323	41	217	920	91	69	430	1270	.307	.415
Padres Totals - 8 Years	.264	789	2872	312	758	124	15	85	375	62	46	139	516	.298	.406

HISTORY & RECORDS

GARRY TEMPLETON – INDUCTED 2015



Garry Templeton, who played 10 of his 16 Major League seasons with San Diego from 1982-1991, was the first shortstop inducted into the Padres Hall of Fame. The switch-hitter hit .252 with 195 doubles, 36 triples, 43 home runs and 427 RBI over 1,286 games for the Padres.

Templeton ranks second to Tony Gwynn among franchise leaders in several offensive categories, including games played, at-bats, hits and doubles and ranks fourth in triples, seventh in RBI and eighth in runs scored. He was named a National League All-Star for the Padres and team MVP in 1985 and earned a Louisville Silver Slugger Award in 1984. Over his 10 seasons in San Diego, he posted a .965 fielding percentage at shortstop, the best fielding percentage in franchise history at that position.

	AVG	G	AB	R	H	2B	3B	HR	RBI	BB	SO	SB	CS	OBP	SLG
ML Totals - 16 Years	.271	2079	7721	893	2096	329	106	70	728	375	1092	242	129	.304	.369
Padres Totals - 10 Years	.252	1286	4512	430	1135	195	36	43	427	272	684	101	49	.293	.339

DICK WILLIAMS – INDUCTED 2009



The Padres' manager from 1982-85, Dick Williams led the Friars to a 337-311 record and .520 winning percentage over four years, finishing at .500 or better each season. In the club's 13 seasons prior to his arrival, the team had posted just one winning season (1978). Under Williams' guidance, the Padres went 92-70 in 1984, reaching the playoffs for the first time in franchise history and advancing to the World Series.

TED WILLIAMS – INDUCTED 2016



Ted Williams, a Baseball Hall of Famer and 17-time All-Star, was a San Diego native who played with the Pacific Coast League Padres before making it to the Red Sox. A graduate of Herbert Hoover High School in San Diego, at age 17 he signed with the Padres during the club's inaugural 1936 season in the Pacific Coast League, batting .271 over 42 games. Williams hit .291 with 23 home runs over 138 games the next year, helping the Padres to the PCL championship before signing with the Red Sox.

In 1939, he started in his 19-year career with Boston that included a .344 career average and 521 home runs, despite the time he spent serving in both World War II and the Korean War. Williams passed away on July 5, 2002 at the age of 83.

	AVG	G	AB	R	H	2B	3B	HR	RBI	BB	SO	SB	CS	OBP	SLG
ML Totals - 19 Years	.344	2292	7706	1798	2654	525	71	521	1839	2021	709	24	17	.482	.634

DAVE WINFIELD – INDUCTED 2000



Dave Winfield jumped directly into the Padres lineup off the University of Minnesota campus in 1973. In eight Padres seasons, he was named to four NL All-Star teams (1977-80), led the club in home runs five times (1976-80) and paced the team in RBI six times (1974-75, 1977-80). The team MVP in 1978 and 1979, Winfield batted .284 with 154 homers, 626 RBI and 133 stolen bases for San Diego, the start of a 22-year Major League career which culminated in his election to the National Baseball Hall of Fame in January 2001. Winfield was inducted into the Hall of Fame August 5, 2001, the first player to enter the Cooperstown shrine as a Padres player.

	AVG	G	AB	R	H	2B	3B	HR	RBI	BB	SO	SB	CS	OBP	SLG
ML Totals - 22 Years	.283	2973	11003	1669	3110	540	88	465	1833	1216	1686	223	96	.353	.475
Padres Totals - 8 Years	.284	1117	3997	599	1134	179	39	154	626	463	585	133	50	.357	.464



HISTORY & RECORDS

PADRES IN COOPERSTOWN



NATIONAL BASEBALL HALL OF FAME AND MUSEUM

25 Main Street, Cooperstown, New York 13326
Phone: (607) 547-7200 Fax: (607) 547-2044
Public Relations: (607) 547-0215
E-mail address: info@baseballhall.org
Website: baseballhall.org

Summer Hours: Memorial Day Weekend - Labor Day Weekend: 9 a.m. to 9 p.m.
Regular Hours: 9 a.m. to 5 p.m.
Holiday Closings: Thanksgiving Day, Christmas Day, and New Year's Day.

DIRECTORY: Jane Forbes Clark (Chairman), Joe Morgan (Vice Chairman), Jeff Idelson (President), Jeff Jones (Senior Vice President of Finance and Administration), Sean Gahagan (Vice President, Retail Merchandising & Licensing), Erik Strohl (Vice President, Exhibitions and Collections), Ken Meifert (Vice President, Sponsorship & Development)
RESEARCH AND LIBRARY CONTACTS: Jim Gates (Librarian)
PR CONTACTS: Jon Shestakofsky (Vice President, Communications & Education) and Craig Muder (Communications Director)

HALL OF FAME WEEKEND 2017: July 28-31

Class of 2017: Jeff Bagwell, Tim Lincecum, Ivan Rodriguez, John Schuerholz, Bud Selig

Awards: Sat. July 29, 4:30 p.m. ET, Doubleday Field

Induction: Sun. July 30, 1:30 p.m. ET, Clark Sports Center

HALL OF FAME CLASSIC 2017: May 26-28

Legends Game and Special Events

Game: Sat. May 27, Doubleday Field

For more information, visit baseballhall.org

PADRES IN THE HALL OF FAME

Twelve players and managers who have worn a San Diego Padres uniform have earned enshrinement into the National Baseball Hall of Fame, including 2016 electee Mike Piazza and 2014 electee Greg Maddux. They joined Roberto Alomar (1988-90), Ozzie Smith (1978-1981), Rollie Fingers (1977-1980), Goose Gosage (1984-1987), Tony Gwynn (1982-2001), Rickey Henderson (1996-1997, 2001), Willie McCovey (1974-1976), Gaylord Perry (1978-1979), Dave Winfield (1973-1980) and Dick Williams (1982-1985). For more information on San Diego Padres in the Hall of Fame, visit the "Hall of Famers" team pages at www.baseballhall.org.

NOTABLE PADRES ARTIFACTS IN COOPERSTOWN

- Padded cap worn by pitcher Alex Torres on June 21, 2014, becoming the first pitcher wear the new padded cap in a game.
- Manager Bud Black's 1983 throwback uniform with memorial jersey patch worn as a tribute on July 14, 2011 to Hall of Famer Dick Williams during the team's first home game after he passed away.
- Glove used by Kevin Kousseroff during the 2009 season when he set a single-season record for NL third basemen with a .990 fielding percentage, making only three errors in 309 total chances.
- Bat used by Jody Gerut hit a leadoff home run in the first game at Citi Field, the first time in that the first batter of the first regular-season game at a new ballpark has hit a home run.
- Ticket from the final Hall of Fame Game, which was to be played June 16, 2008 against the Padres but was rained out.
- Jersey worn by Greg Maddux during his 350th career win on May 10, 2008.
- Ball, ticket and a base signed by manager Bud Black from the 2008 China Series against the Dodgers in March 2008.
- Ball signed by 2007 BBWAA Hall of Fame electee Tony Gwynn.
- Jersey, cap, spikes, glove and final out ball used by Trevor Hoffman on June 6, 2007, when he recorded his 500th career save, the first reliever to achieve the milestone.
- Ball, cap, jersey and spikes from Trevor Hoffman's 479th save on Sept. 24, 2006, which surpassed Lee Smith for the all-time lead.
- Jersey worn by Mike Piazza on April 28, 2006 when he hit his 400th career home run.
- Uniform, spikes, ball and ticket from Trevor Hoffman's 400th career save on May 6, 2005.
- Bat used by Brian Giles to record the first hit at PETCO Park on April 8, 2004.
- Home run ball hit by Rickey Henderson, scoring his record 2,247th career run on Oct. 3, 2001.
- Jersey worn by Rickey Henderson for his 2,063rd career walk, breaking Babe Ruth's record, April 25, 2001.
- Bat used by Tony Gwynn to record his 3,000th career hit on Aug. 6, 1999.
- Bat and spikes used by Tony Gwynn in 1997, when he achieved his 8th NL batting title.
- Jersey worn by Tony Gwynn during the 1994 season when he recorded his 5th NL batting title.
- Cap worn by Steve Garvey to set NL record for consecutive games played, April 16, 1983.
- Bat from Nate Colbert's record 13 RBI in a doubleheader on Aug. 1, 1972.



Signed bat used by Tony Gwynn to record his 3,000th hit on Aug. 6, 1999.

A LOOK AHEAD TO 2018

Ballots for the 2018 Hall of Fame/BBWAA election will be distributed following the 2017 season with results from the voting scheduled to be announced in January 2018. A partial list of first-year candidates for election includes: Andrew Jones, Chipper Jones, Jim Thome and Omar Vizquel. Historical information on past BBWAA elections and the election process can be accessed at www.baseballhall.org or by contacting the Hall of Fame Communications department.

CONNECT TO COOPERSTOWN

- For up-to-the-minute news from Cooperstown, visit at www.baseballhall.org. Stay up-to-date on all the activity at the Hall of Fame's official site and through social networking on Facebook, Instagram, Twitter and YouTube.
- If you would like to receive interesting stories and timely news items direct from the Hall of Fame and get the inside track on the latest happenings in Cooperstown, sign up for *Inside Pitch*. There's no cost to receive our weekly electronic newsletter in your e-mail box at home or work and it's easy to enroll: Just log on to www.baseballhall.org/support.
- If you have an interest in receiving *Around The Horn*, the Hall's monthly media newsletter, please send an e-mail to info@baseballhall.org. Be sure to include your name, name of organization and e-mail address. Or visit www.baseballhall.org/media-info.

RESEARCH ASSISTANCE

The Hall of Fame is pleased to provide assistance in baseball research and members of the media are encouraged to utilize this valuable baseball resource whenever necessary by calling the Public Relations department at (607) 547-0215, or the Library Reference desk at



DAVE WINFIELD
INDUCTED AUGUST 5, 2001



TONY GWYNN
INDUCTED JULY 29, 2007

Other players who played for the Padres and earned Cooperstown plaques are Rollie Fingers, Gaylord Perry, Willie McCovey, Ozzie Smith, Rich "Goose" Gosage, Rickey Henderson, Roberto Alomar, Greg Maddux and Mike Piazza. Former manager Dick Williams was also inducted into the Hall of Fame in 2008. In addition, the 1978-79 Padres featured four players who would ultimately earn election to the Hall of Fame: Fingers, Perry, Smith and Winfield.

HISTORY & RECORDS

2016 LOCAL AWARD WINNERS



WIL MYERS
TEAM MVP



JON JAY
CHAIRMAN'S AWARD



BRAD HAND
DARREL AKERFELDS
BULLPEN AWARD



BRAD HAND
CLYDE MCCULLOUGH
PITCHER OF THE YEAR

SAN DIEGO PADRES MOST VALUABLE PLAYER

The San Diego Padres Most Valuable Player is selected annually by the San Diego Chapter of the Baseball Writers' Association of America (BBWAA).

1969—Nate Colbert	1993—Phil Plantier
1970—Cito Gaston	1994—Tony Gwynn
1971—Clay Kirby	1995—Tony Gwynn
1972—Nate Colbert	1996—Ken Caminti
1973—Fred Kendall	1997—Tony Gwynn
1974—Bobby Tolan	1998—Greg Vaughn
1975—Randy Jones	1999—Phil Nevin
1976—Randy Jones	2000—Phil Nevin
1977—George Hendrick	2001—Phil Nevin
1978—Dave Winfield	2002—Ryan Klesko
1979—Dave Winfield	2003—Mark Loretta
1980—Gene Richards	2004—Mark Loretta
1981—Juan Bonilla	2005—Brian Giles
1982—Terry Kennedy	2006—Adrian Gonzalez
1983—Alan Wiggins	2007—Khaliil Greene
1984—Tony Gwynn	2008—Adrian Gonzalez
1985—Garry Templeton	2009—Adrian Gonzalez
1986—Tony Gwynn	2010—Adrian Gonzalez
1987—Tony Gwynn	2011—Cameron Maybin
1988—Tony Gwynn	2012—Chase Headley
1989—Mark Davis	2013—Will Venable
1990—Bip Roberts	2014—Rene Rivera
1991—Fred McGriff	2015—Matt Kemp
1992—Gary Sheffield	2016—Will Myers

THE CHAIRMAN'S AWARD

The Padres Community Relations Department founded The Chairman's Award in 1995 to honor the Padres player or coach who best exemplifies the community spirit of the club.

1995—Tony Gwynn	2006—Jake Peavy
1996—Brian Johnson	2007—Adrian Gonzalez
1997—Steve Finley	2008—Chris Young
1998—Greg Vaughn	2009—Bud Black
1999—Trevor Hoffman	2010—Nick Hundley
2000—Woody Williams	2011—Luke Gregerson
2001—Ryan Klesko	2012—Will Venable
2002—Mark Kotsay	2013—Bud Black
2003—Bruce Bochy	2014—Ian Kennedy
2004—Brian Giles	2015—Tyson Ross
2005—Woody Williams	2016—Jon Jay

DARREL AKERFELDS BULLPEN AWARD

Established in 2006 as the Fireman's Award, it was renamed to the Darrel Akerfeldts Bullpen Award following the 2012 season to honor the club's bullpen coach who passed away on June 24, 2012 after a battle with pancreatic cancer. Loved, admired and respected by all who knew him, "Ak" was a coach, mentor and friend to the Padres family from 1997-2012. A leader in the San Diego bullpen for over a decade, his coaching career spanned 11 seasons with San Diego with the pen posting the second-best ERA in the Majors over his 10 full seasons from 2002-11. The award is given annually to the most outstanding member of the Padres bullpen as voted on by his peers.

2006—Trevor Hoffman	2011—Heath Bell
2007—Heath Bell	2012—Luke Gregerson
2008—Trevor Hoffman	2013—Huston Street
2009—Heath Bell	2014—Joaquin Benoit
2010—Heath Bell	2015—Craig Kimbrel
	2016—Brad Hand

CLYDE MCCULLOUGH PITCHER OF THE YEAR AWARD

The Clyde McCullough Award for Padres Pitcher of the Year, selected annually by the San Diego Chapter of the Baseball Writers Association of America (BBWAA), is named in honor of the former San Diego bullpen coach who passed away on September 18, 1982. McCullough, whose career as a player, coach, instructor and scout spanned nearly five decades, was an inspirational and popular figure. The award originally honored the Padres' top rookie but has come to recognize the club's best pitcher since 1990.

1982—Luis DeLeon	1999—Trevor Hoffman
1983—Mark Thurmond	2000—Woody Williams
1984—Carmelo Martinez	2001—Trevor Hoffman
1985—Lance McCullers	2002—Trevor Hoffman
1986—John Kruk	2003—Rod Beck
1987—Benito Santiago	2004—Jake Peavy
1988—Roberto Alomar	2005—Jake Peavy
1989—Greg Harris	2006—Trevor Hoffman
1990—Ed Whitson	2007—Jake Peavy
1991—Andy Benes	2008—Jake Peavy
1992—Bruce Hurst	2009—Heath Bell
1993—Andy Benes	2010—Heath Bell
1994—Trevor Hoffman	2011—Heath Bell
1995—Andy Ashby	2012—Clayton Richard
1996—Trevor Hoffman	2013—Andrew Cashner
1997—Trevor Hoffman	2014—Tyson Ross
1998—T. Hoffman & K. Brown	2015—Tyson Ross
	2016—Brad Hand



HISTORY & RECORDS

NATIONAL AWARD WINNERS

NL MOST VALUABLE PLAYER

1996—Ken Caminiti, 3B (BBWAA)

NL CY YOUNG AWARD

1976—Randy Jones (BBWAA)

1978—Gaylord Perry (BBWAA)

1989—Mark Davis (BBWAA)

2007—Jake Peavy (BBWAA)

NL ROOKIE OF THE YEAR

1987—Benito Santiago (BBWAA, The Sporting News)

2004—Khalil Greene (Baseball America)

RAWLINGS GOLD GLOVE AWARD

1979—Dave Winfield, OF

1980—Dave Winfield, OF, Ozzie Smith, SS

1981—Ozzie Smith, SS

1986—Tony Gwynn, OF

1987—Tony Gwynn, OF

1988—Benito Santiago, C

1989—Tony Gwynn, OF, Benito Santiago, C

1990—Tony Gwynn, OF, Benito Santiago, C

1991—Tony Gwynn, OF

1995—Ken Caminiti, 3B, Steve Finley, CF

1996—Ken Caminiti, 3B, Steve Finley, CF

1997—Ken Caminiti, 3B

2006—Mike Cameron, OF

2007—Greg Maddux, RHP

2008—Adrian Gonzalez, 1B

2009—Adrian Gonzalez, 1B

2012—Chase Headley, 3B

SPORTING NEWS ALL LEAGUE TEAM

1975—Randy Jones, LHP

1976—Randy Jones, LHP

1978—Gaylord Perry, RHP

1979—Dave Winfield, OF

1984—Tony Gwynn, OF, Mark Thurmond, LHP

1986—Tony Gwynn, OF

1987—Tony Gwynn, OF, Benito Santiago, C

1989—Tony Gwynn, OF, Benito Santiago, C

1994—Tony Gwynn, OF

1995—Ken Caminiti, 3B

1996—Ken Caminiti, 3B

2007—Jake Peavy, RHP

2012—Chase Headley, 3B

PLAYER OF THE YEAR

1992—Gary Sheffield, 3B (The Sporting News)

1996—Ken Caminiti, 3B (ESPN)

NL PITCHER OF THE YEAR

1976—Randy Jones, LHP (The Sporting News)

1989—Mark Davis, LHP (The Sporting News)

2007—Jake Peavy, RHP (The Sporting News)

NL MANAGER OF THE YEAR

1996—Bruce Bochy (BBWAA & The Sporting News)

1998—Bruce Bochy (The Sporting News)

2010—Bud Black (BBWAA & The Sporting News)

ROBERTO CLEMENTE MAN OF THE YEAR AWARD

1999—Tony Gwynn

NL RELIEVER OF THE YEAR

1977—Rollie Fingers (The Sporting News, Rolaids)

1978—Rollie Fingers (The Sporting News, Rolaids)

1980—Rollie Fingers (Rolaids; tied with
Tom Hume for The Sporting News)

1989—Mark Davis (The Sporting News, Rolaids)

1996—Trevor Hoffman (The Sporting News)

1998—Trevor Hoffman (The Sporting News, Rolaids)

2006—Trevor Hoffman (The Sporting News, Rolaids)

2009—Heath Bell (Rolaids)

2010—Heath Bell (Rolaids, The Sporting News, MLB)

NL ROOKIE PITCHER OF THE YEAR

1976—Butch Metzger (The Sporting News)

1976—Butch Metzger (tied with Pat Zachary
for BBWAA)

1977—Bob Owchinko (The Sporting News)

1989—Andy Benes (The Sporting News)

SILVER SLUGGER TEAM

1983—Terry Kennedy, C

1984—Tony Gwynn, OF, Garry Templeton, SS

1986—Tony Gwynn, OF

1987—Tony Gwynn, OF, Benito Santiago, C

1988—Benito Santiago, C

1989—Tony Gwynn, OF

1990—Benito Santiago, C

1991—Benito Santiago, C

1992—Fred McGriff, 1B, Gary Sheffield, 3B

1994—Tony Gwynn, OF

1995—Tony Gwynn, OF

1996—Ken Caminiti, 3B

1997—Tony Gwynn, OF

1998—Greg Vaughn, OF

2004—Mark Loretta, 2B

2012—Chase Headley, 3B

NLCS MVP

1984—Steve Garvey

1998—Sterling Hitchcock

NL PLAYER OF THE MONTH

June, 1978—Dave Winfield

April, 1983—Terry Kennedy

April, 1984—Tony Gwynn

June, 1987—Tony Gwynn

July, 1988—Tony Gwynn

August, 1992—Gary Sheffield

August, 1993—Tony Gwynn

August, 1996—Ken Caminiti

September, 1996—Ken Caminiti

May, 1997—Tony Gwynn

August, 2012—Chase Headley

September, 2012—Chase Headley

June, 2016—Wil Myers

NL PITCHER OF THE MONTH

April, 1976—Randy Jones

May, 1976—Randy Jones

September, 1978—Gaylord Perry

May, 1985—Andy Hawkins

April, 1989—Mark Davis

August, 2004—Jake Peavy

May, 2005—Trevor Hoffman

June, 2006—Chris Young

May, 2007—Jake Peavy

August, 2007—Jake Peavy

September, 2007—Jake Peavy

HISTORY & RECORDS

ANNUAL ALL-STAR SELECTIONS

YEAR	ALL-STARs
1969	Chris Cannizzaro (C)
1970	Cito Gaston (OF)
1971	Nate Colbert (1B); Preston Gomez (Coach)
1972	Nate Colbert (1B)
1973	Nate Colbert (1B)
1974	Johnny Grubb (OF)
1975	Randy Jones (P)
1976	Randy Jones (P) ; John McNamara (Coach)
1977	Dave Winfield (OF)
1978	Rollie Fingers (P); Dave Winfield (OF)
1979	Dave Winfield (OF) ; Gaylord Perry (P)
1980	Dave Winfield (OF)
1981	Terry Kennedy (C); Ozzie Smith (SS)
1982	Ruppert Jones (OF)
1983	Dave Dravecky (P); Terry Kennedy (C)
1984	Steve Garvey (1B) ; Tony Gwynn (OF) ; Rich Gossage (P); Dick Dent (Trainer)
1985	Steve Garvey (1B) ; Tony Gwynn (OF) ; LaMarr Hoyt (P) ; Terry Kennedy (C) ; Graig Nettles (3B) ; Rich Gossage (P); Garry Templeton (SS); Dick Williams (Manager)
1986	Tony Gwynn (OF)
1987	Tony Gwynn (OF)
1988	Mark Davis (P)
1989	Tony Gwynn (OF) ; Mark Davis (P)
1990	Benito Santiago (C) —injured, did not play; Roberto Alomar (2B); Tony Gwynn (OF)
1991	Tony Gwynn (OF) ; Benito Santiago (C)
1992	Tony Gwynn (OF) ; Fred McGriff (1B) ; Benito Santiago (C) ; Tony Fernandez (SS); Gary Sheffield (3B); Bob Day (Trainer)
1993	Andy Benes (P); Tony Gwynn (OF)
1994	Tony Gwynn (OF)
1995	Tony Gwynn (OF)
1996	Tony Gwynn (OF) —injured, did not play; Ken Caminiti (3B)
1997	Tony Gwynn (OF) ; Ken Caminiti (3B) ; Steve Finley (OF); Bruce Bochy (Coach)
1998	Tony Gwynn (OF) ; Kevin Brown (P); Trevor Hoffman (P); Greg Vaughn (OF)
1999	Tony Gwynn (OF) —injured, did not play; Andy Ashby (P); Trevor Hoffman (P); Bruce Bochy (Manager)
2000	Trevor Hoffman (P)
2001	Ryan Klesko (1B); Phil Nevin (3B); Tony Gwynn (OF)—special All-Star “guest”; Bruce Bochy (Coach); Todd Hutcheson (Trainer)
2002	Trevor Hoffman (P)
2003	Rondell White (OF)
2004	Mark Loretta (2B)
2005	Jake Peavy (P)
2006	Trevor Hoffman (P)
2007	Trevor Hoffman (P); Jake Peavy (P) ; Chris Young (P)
2008	Adrian Gonzalez (1B); Bud Black (Coach)
2009	Adrian Gonzalez (1B); Heath Bell (P)
2010	Adrian Gonzalez (1B); Heath Bell (P); Bud Black (Coach)
2011	Heath Bell (P)
2012	Huston Street (P)
2013	Everth Cabrera (SS)
2014	Tyson Ross (P); Huston Street (P)
2015	Justin Upton (OF)
2016	Andy Green (Coach); Wil Myers (DH) ; Drew Pomeranz (P)

Blue denotes All-Star starter



HISTORY & RECORDS

ANNUAL STANDINGS AND ATTENDANCE

YEAR	HOME W-L	AWAY W-L	TOTAL W-L	PCT.	POS	GB	HOME ATTENDANCE
1969.....	28-53	24-57	52-110	.321	6	41.0	613,327
1970.....	31-50	32-49	63-99	.389	6	39.0	633,439
1971.....	33-48	28-52	61-100	.379	6	28.5	549,085
1972.....	26-54	32-41	58-95	.379	6	36.5	644,272
1973.....	31-50	29-52	60-102	.370	6	39.0	611,826
1974.....	36-45	24-57	60-102	.370	6	42.0	1,075,399
1975.....	38-43	33-48	71-91	.438	4	37.0	1,281,747
1976.....	42-38	31-51	73-89	.451	5	29.0	1,458,478
1977.....	35-46	34-47	69-93	.426	5	29.0	1,376,269
1978.....	50-31	34-47	84-78	.519	4	11.0	1,670,107
1979.....	39-42	29-51	68-93	.422	5	22.0	1,456,967
1980.....	45-36	28-53-1	73-89-1	.451	6	19.5	1,139,026
1981.....	20-35	21-34	41-69	.373	6	26.0	519,161
1982.....	43-38	38-43	81-81	.500	4	8.0	1,607,516
1983.....	47-34-1	34-47	81-81-1	.500	4	10.0	1,539,819
1984.....	48-33	44-37	92-70	.568	1	+12.0	1,983,904
1985.....	44-37	39-42	83-79	.512	T3	12.0	2,210,352
1986.....	43-38	31-50	74-88	.457	4	22.0	1,805,776
1987.....	37-44	28-53	65-97	.401	6	25.0	1,454,061
1988.....	47-34	36-44	83-78	.516	3	11.0	1,506,896
1989.....	46-35	43-38	89-73	.549	2	3.0	2,009,032
1990.....	37-44	38-43	75-87	.463	T4	16.0	1,856,395
1991.....	42-39	42-39	84-78	.519	3	10.0	1,804,289
1992.....	45-36	37-44	82-80	.506	3	16.0	1,722,102
1993.....	34-47	27-54	61-101	.377	7	43.0	1,375,432
1994.....	26-31	21-39	47-70	.402	4	12.5	953,857
1995.....	40-32	30-42	70-74	.486	3	8.0	1,041,805
1996.....	45-36	46-35	91-71	.562	1	+1.0	2,187,886
1997.....	39-42	37-44	76-86	.469	4	14.0	2,089,333
1998.....	54-27	44-37	98-64	.604	1	+9.5	2,555,901
1999.....	46-35	28-53	74-88	.457	4	26.0	2,523,538
2000.....	41-40	35-46	76-86	.469	5	21.0	2,423,149
2001.....	35-46	44-37	79-83	.488	4	13.0	2,378,116
2002.....	41-40	25-56	66-96	.407	5	32.0	2,220,601
2003.....	35-46	29-52	64-98	.395	5	36.5	2,027,020
2004.....	42-39	45-36	87-75	.537	3	6.0	3,016,752
2005.....	46-35	36-45	82-80	.506	1	+5.0	2,869,787
2006.....	43-38	45-36	88-74	.543	T1	+0.0	2,659,757
2007.....	47-34	42-40	89-74	.546	3	1.5	2,790,074
2008.....	35-46	28-53	63-99	.389	5	21.0	2,427,535
2009.....	42-39	33-48	75-87	.463	4	20.0	1,922,603
2010.....	45-36	45-36	90-72	.556	2	2.0	2,131,774
2011.....	35-46	36-45	71-91	.438	5	23.0	2,143,018
2012.....	42-39	34-47	76-86	.469	4	18.0	2,123,721
2013.....	45-36	31-50	76-86	.469	T3	16.0	2,166,691
2014.....	48-33	29-52	77-85	.475	3	17.0	2,195,373
2015.....	39-42	35-46	74-88	.457	4	18.0	2,459,742
2016.....	39-42	29-52	68-94	.420	5	23.0	2,351,422
Totals 1917-1910-1	1623-2200-1	3540-4110-2		.463	—	—	85,564,132

Blue—Padres Record

PADRES EXPANSION DRAFT SELECTIONS - OCTOBER 15, 1968

No.	Name	Pos	Former Club	No.	Name	Pos	Former Club
1.	Ollie Brown	OF	San Francisco	16.	Mike Corkins	RHP	San Francisco
2.	Dave Giusti	RHP	St. Louis	17.	Tom Dukes	RHP	Houston
3.	Dick Selma	RHP	New York Mets	18.	Rick James	RHP	Chicago Cubs
4.	Al Santorini	RHP	Atlanta	19.	Tony Gonzalez	OF	Philadelphia
5.	Jose Arcia	INF	Chicago Cubs	20.	Dave Roberts	LHP	Pittsburgh
6.	Clay Kirby	RHP	St. Louis	21.	Ivan Murrell	OF	Houston
7.	Fred Kendall	C	Cincinnati	22.	Jim Williams	OF	Los Angeles
8.	Jerry Morales	OF	New York Mets	23.	Billy McCool	LHP	Cincinnati
9.	Nate Colbert	1B	Houston	24.	Roberto Pena	INF	Philadelphia
10.	Zoilo Versalles	INF	Los Angeles Dodgers	25.	Al McBean	RHP	Pittsburgh
11.	Frank Reberger	RHP	Chicago Cubs	26.	Rafael Robles	INF	San Francisco
12.	Jerry DaVanon	INF	St. Louis Cardinals	27.	Fred Katawczik	LHP	Cincinnati
13.	Larry Stahl	OF	New York Mets	28.	Ron Slocum	INF	Pittsburgh
14.	Dick Kelley	LHP	Atlanta	29.	Steve Arlin	RHP	Philadelphia
15.	Al Ferrara	OF	Los Angeles Dodgers	30.	Cito Gaston	OF	Atlanta

HISTORY & RECORDS

INTERLEAGUE PLAY RESULTS (1997-2016)

With an 6-14 record in 2016, the Padres are 141-193 in 20 seasons of Interleague Play; 72-95 at home and 69-98 on the road against the American League.

AL OPPONENT	HOME	AWAY	OVERALL
Baltimore	3-7	4-3	7-10
Boston	3-6	3-6	6-12
Chicago	1-2	3-3	4-5
Cleveland.....	1-2	3-6	4-8
Detroit.....	4-5	0-3	4-8
Houston	---	---	---
Kansas City	7-2	1-2	8-4
Los Angeles.....	6-5	9-8	15-13
Minnesota.....	1-7	3-5	4-12
New York	5-4	1-5	6-9
Oakland	6-10	4-9	10-19
Seattle	24-27	23-28	47-55
Tampa Bay.....	0-3	6-9	6-12
Texas	7-7	8-9	15-16
Toronto	4-5	1-2	5-7
A.L. West	43-52	44-54	87-106
A.L. Central.....	14-18	10-19	24-37
A.L. East	15-25	15-25	30-50
TOTALS	72-95	69-98	141-193

Here's a look at how the Padres fared against American League foes statistically in 2016 and through 20 seasons of Interleague competition:

2016	CATEGORY	ALL-TIME
6-14	RECORD.....	141-193
.248 (172-for-693).....	TEAM BATTING AVG.....	.249 (2830-for-11381)
95.....	RUNS	1329
4.8.....	RUNS PER GAME	4.0
26.....	HOME RUNS.....	288
21.....	SB	191
7.12 (139 ER, 175.2 IP).....	ERA.....	4.39 (1450 ER, 2973.0 IP)
150.....	RUNS ALLOWED	1600
7.50.....	RUNS ALLOWED PER GAME	4.8
38.....	HOME RUNS ALLOWED	376

Single-game team run scored records in Interleague play:

MOST RUNS SCORED.....	17.....	June 7, 1998 at Texas
MOST RUNS ALLOWED.....	16 (3x).....	last, June 2, 2016 vs. Seattle
MOST RUNS COMBINED.....	29.....	June 2, 2016 vs. Seattle (16-13 SEA win)

PADRES RETIRED NUMBERS

6

STEVE GARVEY
(1989)

31

DAVE WINFIELD
(2001)

51

TREVOR HOFFMAN
(2011)

19

TONY GWYNN
(2004)

35

RANDY JONES
(1997)

42

JACKIE ROBINSON
(1997)



HISTORY & RECORDS

ANNUAL RECORDS VS. OPPONENTS

	'69	'70	'71	'72	'73	'74	'75	'76	'77	'78	'79	'80	'81	'82	'83	'84	'85	'86
Arizona																		
Atlanta	5-13	9-9	7-11	11-6	6-12	1-17	11-7	8-10	7-11	10-8	12-6	6-12	6-9	7-11	9-9	11-7	11-7	6-12
Baltimore																		
Boston																		
Chicago (AL)																		
Chicago (NL)	1-11	3-9	3-9	3-9	5-7	6-6	7-5	6-6	5-7	5-7	3-9	8-4	3-3	8-4	7-5	6-6	4-8	6-6
Cincinnati	7-11	10-8	8-10	10-8	5-13	6-12	7-11	5-13	7-11	9-9	7-10	3-15	2-10	12-6	9-9	11-7	9-9	9-9
Cleveland																		
Colorado																		
Detroit																		
Houston	8-10	4-14	8-10	2-12	8-10	7-11	9-9	8-10	10-8	10-8	4-14	7-11	3-11	9-9	7-11	12-6	6-12	8-10
Kansas City																		
Los Angeles (AL)																		
Los Angeles (NL)	6-12	7-11	5-13	5-13	9-9	2-16	7-11	12-6	6-12	9-9	9-9	9-9	5-6	9-9	12-6	8-10	10-8	12-6
Miami																		
Milwaukee																		
Minnesota																		
New York (AL)																		
New York (NL)	1-11	6-6	5-7	5-7	4-8	6-6	4-8	5-7	6-6	7-5	8-4	11-1	5-2	6-6	6-6	6-6	5-7	2-10
Oakland																		
Philadelphia	4-8	3-9	8-4	6-6	3-9	7-5	5-7	4-8	3-9	4-8	3-9	4-8	2-4	5-7	7-5	5-7	7-5	6-6
Pittsburgh	2-10	6-6	3-9	2-10	4-8	3-9	4-8	5-7	2-10	7-5	5-7	6-6	4-6	6-6	3-9	8-4	8-4	4-8
San Francisco	6-12	5-13	5-13	4-10	7-11	11-7	8-10	8-10	8-10	8-10	8-10	10-8	6-7	10-8	11-7	13-5	12-6	8-10
Seattle																		
St. Louis	4-8	4-8	4-8	4-8	4-8	5-7	4-8	4-8	8-4	9-3	4-8	7-5	3-7	4-8	6-6	7-5	4-8	5-7
Tampa Bay																		
Texas																		
Toronto																		
Washington	8-4	6-6	5-6	6-6	5-7	6-6	5-7	8-4	7-5	6-6	5-7	2-10	2-4	5-7	4-8	5-7	7-5	8-4
	'87	'88	'89	'90	'91	'92	'93	'94	'95	'96	'97	'98	'99	'00	'01	'02	'03	'04
Arizona																		
Atlanta	12-6	10-8	11-7	10-8	7-11	5-13	4-9	1-6	2-5	4-9	3-8	4-5	4-5	1-8	3-3	3-3	1-6	3-3
Baltimore																		
Boston																		
Chicago (AL)																		
Chicago (NL)	3-9	4-8	4-8	4-8	8-4	7-5	4-8	3-6	7-5	6-6	5-6	4-5	3-6	5-3	4-2	4-2	2-4	2-4
Cincinnati	6-12	8-10	9-9	9-9	10-8	7-11	4-9	2-8	6-3	3-9	6-5	11-1	3-6	5-4	4-2	1-5	3-3	4-2
Cleveland																		
Colorado							7-6	5-5	4-9	5-8	8-4	7-5	9-4	6-7	10-9	8-11	7-12	9-10
Detroit																		
Houston	13-5	12-6	10-8	14-4	12-6	11-7	5-8	5-5	4-7	6-6	5-6	4-5	1-8	7-2	6-3	2-4	3-3	4-2
Kansas City																		
Los Angeles (AL)												2-2	2-1	3-0	1-2	1-2		
Los Angeles (NL)	7-11	11-7	12-6	9-9	8-10	9-9	4-9	4-6	6-7	8-5	7-5	7-5	9-3	5-8	10-9	9-10	11-8	9-10
Miami							5-7	1-5	2-3	9-3	6-5	5-4	6-3	7-2	4-3	1-5	1-5	2-4
Milwaukee												6-3	5-3	7-2	5-1	1-5	1-5	4-2
Minnesota																		
New York (AL)																		
New York (NL)	4-8	5-7	7-5	7-5	5-7	8-4	7-5	6-6	7-6	10-3	6-5	5-4	2-7	6-3	5-1	4-3	3-3	3-3
Oakland												1-3	1-2	2-1	0-3	1-2		
Philadelphia	4-8	7-4	10-2	5-7	3-9	9-3	6-6	8-4	6-6	8-4	4-7	8-1	3-6	5-2	2-5	4-2	3-4	1-5
Pittsburgh	4-8	4-8	9-3	2-10	5-7	7-5	3-9	3-3	8-4	9-4	6-5	4-5	6-3	2-7	4-2	4-2	2-4	3-3
San Francisco	5-13	8-10	8-10	7-11	11-7	11-7	3-10	5-2	6-7	11-2	4-8	8-4	5-7	5-7	5-14	5-14	5-14	12-7
Seattle												3-1	2-2	4-2	3-3	2-4	2-1	4-2
St. Louis	4-8	6-6	2-10	3-9	9-3	4-8	7-5	4-2	7-5	4-8	5-6	6-3	2-7	0-9	1-5	1-5	2-4	2-4
Tampa Bay																		
Texas											2-2	1-2	2-1	1-2	2-1			
Toronto																		
Washington	3-9	8-4	7-5	5-7	6-6	4-8	2-10	0-12	5-7	8-4	3-8	4-4	3-5	6-3	3-3	4-3	2-4	6-1
	'05	'06	'07	'08	'09	'10	'11	'12	'13	'14	'15	'16'						
Arizona	9-10	10-9	8-10	8-10	7-11	10-8	7-11	12-7	7-12	10-9	9-9	9-10						
Atlanta	5-1	2-7	2-5	1-5	3-3	2-4	5-4	3-4	5-1	4-3	5-2	2-4						
Baltimore			1-2			2-1			2-2			1-3						
Boston			1-2				2-1		0-3			1-2						
Chicago (AL)	1-2									2-1								
Chicago (NL)	3-4	7-0	5-3	2-5	5-4	5-3	3-3	3-3	4-3	4-3	3-3	2-4						
Cincinnati	2-4	4-2	4-2	3-4	6-1	4-2	2-4	2-6	3-3	5-1	4-2	4-3						
Cleveland	1-2			1-2						1-2								
Colorado	11-7	9-10	8-11	9-9	8-10	6-12	9-9	10-8	7-12	9-10	12-7	9-10						
Detroit	0-3			1-2						2-1								
Houston	3-4	3-3	3-4	3-3	1-6	5-2	5-3	5-3										
Kansas City							3-0			1-2	0-3							
Los Angeles (AL)		2-1			0-3			2-1			2-1							
Los Angeles (NL)	7-11	13-5	10-8	7-11	8-10	10-8	5-13	7-11	8-11	7-12	5-14	8-11						
Miami	4-2	3-3	4-3	2-4	2-4	6-3	7-0	1-5	4-3	4-3	5-2	3-3						
Milwaukee	4-3	3-4	5-2	3-4	4-2	4-3	2-3	4-5	4-3	3-3	2-5	4-3						
Minnesota	2-1			0-3			0-3			1-3								
New York (AL)				0-3					2-1			2-1						
New York (NL)	2-4	2-5	4-2	5-2	5-2	3-3	3-4	3-4	3-4	3-3	4-2	3-4						
Oakland		2-1			1-2			1-2			1-3							
Philadelphia	0-6	4-2	3-4	2-4	2-5	2-5	1-7	3-4	2-4	3-4	1-5	2-5						
Pittsburgh	4-3	5-1	6-1	4-3	4-3	6-0	4-2	5-1	4-3	3-3	2-5	3-3						
San Francisco	12-6	7-12	14-4	1-6	10-8	12-6	6-12	6-12	8-11	10-9	8-11	8-11						
Seattle	3-3	1-5	2-4	1-5	2-4	4-2	1-5	5-1	2-2	2-2	1-3	1-3						
St. Louis	4-3	4-2	3-4	5-13	1-6	3-4	3-3	3-3	2-4	3-4	4-3	1-6						
Tampa Bay			2-1			2-1			0-3			0-3						
Texas		2-1			2-1			0-3			3-3							
Toronto						1-2			2-1			1-2						
Washington	5-1	5-1	4-2	5-1	4-2	3-3	3-4	2-3	2-5	3-4	2-5	4-3						

HISTORY & RECORDS

PADRES ALL-TIME VS. OPPONENTS

TEAM	HOME	AWAY	OVERALL	TEAM	HOME	AWAY	OVERALL
Arizona	99-70 (.586)	60-107 (.359)	159-177 (.473)	Milwaukee.....	38-23 (.623)	33-38 (.465)	71-61 (.538)
Atlanta	148-161 (.479)	122-182 (.401)	270-343 (.440)	Minnesota	1-7 (.125)	3-5 (.375)	4-12 (.250)
Baltimore	3-7 (.300)	4-3 (.571)	7-10 (.412)	New York (NL) ..	132-109 (.548)+	109-126 (.464)	241-235 (.506)
Boston	3-6 (.333)	3-6 (.333)	6-12 (.500)	New York (AL) ..	5-4 (.556)	1-5 (.167)	6-9 (.400)
Chicago (AL).....	1-2 (.333)	3-3 (.500)	4-5 (.444)	Oakland	6-10 (.375)	4-9 (.308)	10-19 (.345)
Chicago (NL)	116-120 (.492)	98-138 (.415)	214-258 (.453)	Philadelphia	108-127 (.460)	99-137 (.419)	207-264 (.439)
Cincinnati.....	151-157 (.490)	129-174-1 (.426)	280-331-1 (.458)	Pittsburgh	108-124 (.466)	109-128 (.460)	217-252 (.463)
Cleveland.....	1-2 (.333)	3-6 (.333)	4-8 (.333)	San Francisco....	205-205 (.500)	173-231 (.428)	378-436 (.464)
Colorado	105-95 (.525)^	87-110 (.442)	192-205 (.484)	Seattle	24-27 (.471)	22-27 (.449)	47-55 (.461)
Detroit	4-5 (.444)	0-3 (.000)	4-8 (.333)	St. Louis.....	113-120 (.485)*	78-159 (.329)	191-279 (.406)
Houston	160-141 (.532)	122-171 (.416)	282-312 (.475)	Tampa Bay	0-3 (.000)	6-9 (.400)	6-12 (.333)
Kansas City	7-2 (.778)	1-2 (.333)	8-4 (.667)	Texas.....	7-7 (.500)	8-9 (.471)	15-16 (.484)
LA Angels	6-5 (.545)	9-8 (.529)	15-13 (.536)	Toronto	4-5 (.444)	1-2 (.333)	5-7 (.417)
LA Dodgers.....	202-205-1 (.496)	180-232 (.437)	382-437-1 (.466)	Washington.....	116-121 (.489)	104-123 (.458)	221-246 (.473)
Miami	44-40 (.524)	50-44 (.532)	94-84 (.528)				

+ Includes a 2-1 record at Monterrey Stadium in Monterrey, MEX, August 16-18, 1996

* Includes a 1-2 record at Aloha Stadium in Honolulu, HI, April 19-20, 1997

^ Includes an 0-1 record at Monterrey Stadium in Monterrey, MEX, April 4, 1999

ALL-TIME HOME ATTENDANCE RECORDS

	ATT.	OPP.	DATE
Single Game—Day	61,277	SF	April 10, 2001
Single Game—Night	61,674	ARI	April 24, 1999
Doubleheader	43,473	PHI	June 13, 1976
Opening Day/Night	61,277	SF	April 10, 2001
Special Events:			
All-Star Game	59,372	AL vs. NL	July 14, 1992
Division Series	65,235	HOU (Game 3)	October 3, 1998
NL Championship Series	65,042	ATL (Game 4)	October 11, 1998
World Series	65,427	NY Yankees (Game 4)	October 21, 1998
4-Game Series	197,225	LAD	September 19-22, 1996
3-Game Series	165,929	NY Yankees	June 21-23, 2002
2-Game Series	81,037	SF	April 15-16, 1985
Memorial Day	38,355	COL	May 31, 2004
Independence Day	61,148	COL	July 4, 1998
Labor Day	36,535	STL	September 3, 2001
Week Night (Non-holiday)	54,490	SF	(Monday) April 15, 1985
Week Day (Non-Opening Day)	47,482	LAD	(Thursday) June 27, 1985
Friday Night	60,918	SEA	June 15, 2001
Saturday Day	60,021	NY Yankees	June 22, 2002
Saturday Night	61,674	ARI	April 24, 1999
Sunday	60,103	COL	* October 7, 2001
Road Game (Largest)	63,661	at COL	June 20, 1993
Road Game (Smallest)	987	at SF	April 14, 1975
Home Game (Smallest)	1,413	HOU	September 11, 1973

*Tony Gwynn's final game

SEASONS WITH THE MOST...

SUPERLATIVES	NO.	YEAR (S)
Most Sellouts	24	2004
Most Crowds in Excess of 30,000	70	2004
Most Crowds in Excess of 40,000	24	2004, 2007
Most Crowds in Excess of 50,000*	11	1999
Most Crowds in Excess of 60,000*	7	2001

*Prior to moving to Petco Park; set at Qualcomm Stadium

SEASON RECORDS

RK	YEAR	HOME ATT.
1.	2004	3,016,752
2.	2005	2,869,787
3.	2007	2,790,074
4.	2006	2,659,757
5.	1998	2,555,901
6.	1999	2,523,538
7.	2015	2,459,742
8.	2008	2,427,535
9.	2000	2,423,149
10.	2001	2,378,116

TOP 10 AT PETCO PARK

RK	DATE	OPP.	ATT.
1.	3/30/14	LAD	45,567
2.	4/6/09	LAD	45,496
3.	9/30/04	SF	45,389
4.	5/16/15	WSH	45,282
5.	4/9/15	SF	45,149
6.	3/31/08	HOU	44,965
7.	9/25/04	ARI	44,863
8.	8/22/15	STL	44,816
9.	8/8/15	PHI	44,567
10.	6/23/07	BOS	44,457

TOP SERIES AT PETCO PARK

THREE-GAME SERIES

RK	DATES	DAYS	OPP.	ATT.
1.	6/22-24/07	Fri-Sun	BOS	133,311
2.	8/2-4/13	Fri-Sun	NY Yankees	131,812
3.	4/24-26/15	Fri-Sun	LAD	130,765
4.	4/27-29/07	Fri-Sun	LAD	130,448
5.	7/30-8/1/04	Fri-Sun	LAD	130,334

FOUR-GAME SERIES

RK	DATES	DAYS	OPP.	ATT.
1.	4/9-12/15	Thurs-Sun	SF	168,171
2.	7/14-17/05	Thurs-Sun	ARI	164,395
3.	7/26-29/04	Mon-Thurs	SF	160,942
4.	6/2-5/05	Thurs-Sun	CHI	155,762
5.	4/7-10/05	Thurs-Sun	PIT	154,789



HISTORY & RECORDS

OPENING DAY HISTORY

April 8, 1969		April 7, 1970		April 6, 1971		April 15, 1972	
HOUSTON	1	ATLANTA	3	SAN FRANCISCO	4	ATLANTA	5
SAN DIEGO	2	SAN DIEGO	8	SAN DIEGO	0	SAN DIEGO	6
Attendance-23,370		Attendance-28,215		Attendance-34,554		Attendance-16,555	
Rafael Robles.....SS		Tommy Dean.....SS		Dave Campbell.....2B		Enzo Hernandez.....SS	
Roberto Pena.....2B		Van Kelly.....3B		Larry Stahl.....LF		Derrel Thomas.....2B	
Tony Gonzalez.....CF		Ollie Brown.....RF		Clarence Gaston.....CF		Leron Lee.....LF	
Ollie Brown.....RF		Nate Colbert.....1B		Nate Colbert.....1B		Nate Colbert.....1B	
Bill Davis.....1B		Clarence Gaston.....CF		Ollie Brown.....RF		Larry Stahl.....RF	
Larry Stahl.....LF		Jerry Morales.....LF		Ed Spiezio.....3B		Jose Morales.....CF	
Ed Spiezio.....3B		Dave Campbell.....2B		Chris Cannizzaro.....C		Bob Barton.....C	
Chris Cannizzaro.....C		Chris Cannizzaro.....C		Tommy Dean.....SS		Dave Campbell.....3B	
Dick Selma.....RHP		Pat Dobson.....RHP		Tom Phoebus.....RHP		Clay Kirby.....RHP	
April 6, 1973		April 5, 1974		April 10, 1975		April 9, 1976	
LOS ANGELES	2	SAN DIEGO	0	SAN FRANCISCO	2	ATLANTA	2
SAN DIEGO	4	LOS ANGELES	8	SAN DIEGO	0	SAN DIEGO	8
Attendance-32,019		Attendance-31,556		Attendance-17,670 (10 inn.)		Attendance-44,728	
Enzo Hernandez.....SS		Bobby Tolan.....RF		Bobby Tolan.....LF		John Grubb.....LF	
John Grubb.....CF		Glenn Beckert.....2B		Tito Fuentes.....2B		Tito Fuentes.....2B	
Leron Lee.....LF		John Grubb.....CF		Dave Winfield.....RF		Willie Davis.....CF	
Nate Colbert.....1B		Willie McCovey.....1B		Willie McCovey.....1B		Dave Winfield.....RF	
Clarence Gaston.....RF		Nate Colbert.....LF		John Grubb.....CF		Mike Ivie.....1B	
Dave Hilton.....2B		Fred Kendall.....C		Glenn Beckert.....3B		Doug Rader.....3B	
Dave Roberts.....3B		Dave Hilton.....3B		Randy Hundley.....C		Hector Torres.....SS	
Bob Davis.....C		Enzo Hernandez.....SS		Enzo Hernandez.....SS		Bob Davis.....C	
Clay Kirby.....RHP		Bill Greif.....RHP		Randy Jones.....LHP		Randy Jones.....LHP	
April 6, 1977		April 7, 1978		April 5, 1979		April 10, 1980	
SAN DIEGO	3	SAN DIEGO	3	SAN DIEGO	4	SAN FRANCISCO	4
CINCINNATI	5	SAN FRANCISCO	2	LOS ANGELES	3	SAN DIEGO	6
Attendance-51,869		Attendance-36,131		Attendance-46,536		Attendance-29,535	
Gene Richards.....LF		Gene Richards.....1B		Gene Richards.....CF		Ozzie Smith.....SS	
Mike Champion.....2B		Derrel Thomas.....2B		Ozzie Smith.....SS		Dave Cash.....2B	
Dave Winfield.....RF		Oscar Gamble.....LF		Mike Hargrove.....1B		Gene Richards.....LF	
George Hendrick.....CF		Dave Winfield.....RF		Dave Winfield.....RF		Dave Winfield.....RF	
Gene Tenace.....C		George Hendrick.....CF		Jerry Turner.....LF		Jerry Mumphrey.....CF	
Mike Ivie.....1B		Gene Tenace.....C		Barry Evans.....3B		Gene Tenace.....1B	
Doug Rader.....3B		Bill Almon.....3B		Gene Tenace.....C		Bill Fahey.....C	
Bill Almon.....SS		Ozzie Smith.....SS		Fernando Gonzalez.....2B		Aurelio Rodriguez.....3B	
Randy Jones.....LHP		Gaylord Perry.....RHP		Gaylord Perry.....RHP		Randy Jones.....LHP	
April 9, 1981		April 6, 1982		April 5, 1983		April 3, 1984	
SAN DIEGO	4	ATLANTA	1	SAN DIEGO	16	PITTSBURGH	1
SAN FRANCISCO	1	SAN DIEGO	0	SAN FRANCISCO	13	SAN DIEGO	5
Attendance-54,520 (12 inn.)		Attendance-30,188		Attendance-49,519		Attendance-44,553	
Gene Richards.....LF		Gene Richards.....LF		Gene Richards.....LF		Alan Wiggins.....2B	
Ozzie Smith.....SS		Juan Bonilla.....2B		Juan Bonilla.....2B		Tony Gwynn.....RF	
Rupert Jones.....CF		Garry Templeton.....SS		Steve Garvey.....1B		Graig Nettles.....3B	
Luis Salazar.....3B		Ruppert Jones.....CF		Terry Kennedy.....C		Steve Garvey.....1B	
Randy Bass.....1B		Sixto Lezcano.....RF		Sixto Lezcano.....RF		Terry Kennedy.....C	
Dave Edwards.....RF		Terry Kennedy.....C		Ruppert Jones.....CF		Carmelo Martinez.....LF	
Terry Kennedy.....C		Luis Salazar.....3B		Garry Templeton.....SS		Kevin McReynolds.....CF	
Juan Bonilla.....2B		Broderick Perkins.....1B		Luis Salazar.....3B		Garry Templeton.....SS	
John Curtis.....LHP		Juan Eichelberger.....RHP		Tim Lollar.....LHP		Eric Show.....RHP	
April 9, 1985		April 7, 1986		April 6, 1987		April 5, 1988	
SAN DIEGO	3	SAN DIEGO	1	SAN DIEGO	3	SAN DIEGO	3
SAN FRANCISCO	4	LOS ANGELES	2	SAN FRANCISCO	4	HOUSTON	6
Attendance-52,714		Attendance-49,444		Attendance-52,020 (12 inn.)		Attendance-39,906	
Jerry Davis.....LF		Bip Roberts.....2B		Marvell Wynne.....CF		Stan Jefferson.....CF	
Mario Ramirez.....2B		Tony Gwynn.....RF		Garry Templeton.....SS		Tony Gwynn.....RF	
Tony Gwynn.....RF		Kevin McReynolds.....CF		Tony Gwynn.....RF		Keith Moreland.....LF	
Steve Garvey.....1B		Steve Garvey.....1B		Carmelo Martinez.....LF		John Kruk.....1B	
Kevin McReynolds.....CF		Carmelo Martinez.....LF		Kevin Mitchell.....3B		Randy Ready.....2B	
Terry Kennedy.....C		Garry Templeton.....SS		Steve Garvey.....1B		Benito Santiago.....C	
Jerry Royster.....3B		Terry Kennedy.....C		Benito Santiago.....C		Chris Brown.....3B	
Garry Templeton.....SS		Jerry Royster.....3B		Joey Cora.....2B		Garry Templeton.....SS	
LaMarr Hoyt.....RHP		Eric Show.....RHP		Eric Show.....RHP		Ed Whitson.....RHP	

HISTORY & RECORDS

OPENING DAY HISTORY

April 3, 1989		April 9, 1990		April 9, 1991		April 6, 1992	
SAN FRANCISCO	5	SAN DIEGO	2	SAN FRANCISCO	4	SAN DIEGO	4
SAN DIEGO	3	LOS ANGELES	4	SAN DIEGO	7	CINCINNATI	3
Attendance-52,763		Attendance-48,686		Attendance-48,089		Attendance-55,356	
Roberto Alomar.....2B		Bip Roberts.....3B		Bip Roberts.....2B		Tony Fernandez.....SS	
Tim Flannery.....3B		Roberto Alomar.....2B		Tony Fernandez.....SS		Tony Gwynn.....RF	
Tony Gwynn.....CF		Tony Gwynn.....RF		Tony Gwynn.....RF		Gary Sheffield.....3B	
Jack Clark.....1B		Jack Clark.....1B		Fred McGriff.....1B		Fred McGriff.....1B	
Carmelo Martinez.....CF		Joe Carter.....CF		Benito Santiago.....C		Benito Santiago.....C	
John Kruk.....LF		Fred Lynn.....LF		Jack Clark.....LF		Jerald Clark.....LF	
Benito Santiago.....C		Benito Santiago.....C		Jim Presley.....3B		Darrin Jackson.....CF	
Garry Templeton.....SS		Garry Templeton.....SS		Shawn Abner.....CF		Kurt Stillwell.....2B	
Eric Show.....RHP		Bruce Hurst.....LHP		Ed Whitson.....RHP		Bruce Hurst.....LHP	
April 6, 1993		April 4, 1994		April 26, 1995		April 1, 1996	
SAN DIEGO	4	ATLANTA	4	HOUSTON	10	SAN DIEGO	4
PITTSBURGH	9	SAN DIEGO	1	SAN DIEGO	2	CHICAGO	5
Attendance-44,103		Attendance-42,251		Attendance-38,124		Attendance-38,734 (10 inn.)	
Tony Gwynn.....RF		Bip Roberts.....2B		Bip Roberts.....LF		Rickey Henderson.....LF	
Jeff Gardner.....2B		Ricky Gutierrez.....SS		Steve Finley.....CF		Steve Finley.....CF	
Gary Sheffield.....3B		Tony Gwynn.....RF		Tony Gwynn.....RF		Tony Gwynn.....RF	
Fred McGriff.....1B		Phil Plantier.....LF		Eddie Williams.....1B		Ken Caminiti.....3B	
Phil Plantier.....LF		Derek Bell.....CF		Ken Caminiti.....3B		Wally Joyner.....1B	
Derek Bell.....CF		Archi Cianfrocco.....3B		Andujar Cedeno.....SS		Brad Ausmus.....C	
Dan Walters.....C		Dave Staton.....1B		Jody Reed.....2B		Andujar Cedeno.....SS	
Craig Shipley.....SS		Brad Ausmus.....C		Brad Ausmus.....C		Jody Reed.....2B	
Andy Benes.....RHP		Andy Benes.....RHP		Andy Benes.....RHP		Andy Ashby.....RHP	
April 1, 1997		March 31, 1998		April 4, 1999-Monterrey, Mex		April 3, 2000	
NEW YORK	5	SAN DIEGO	10	COLORADO	8	SAN DIEGO	1
SAN DIEGO	12	CINCINNATI	2	SAN DIEGO	2	NEW YORK	2
Attendance-43,005		Attendance-54,578		Attendance-27,104		Attendance-52,308	
Quilvio Veras.....2B		Quilvio Veras.....2B		Quilvio Veras.....2B		Al Martin.....LF	
Tony Gwynn.....RF		Steve Finley.....CF		Reggie Sanders.....LF		Damian Jackson.....SS	
Steve Finley.....CF		Tony Gwynn.....RF		Tony Gwynn.....RF		Tony Gwynn.....RF	
Ken Caminiti.....3B		Ken Caminiti.....3B		Wally Joyner.....1B		Phil Nevin.....3B	
Greg Vaughn.....LF		Greg Vaughn.....LF		Greg Myers.....C		Ryan Klesko.....1B	
Wally Joyner.....1B		Wally Joyner.....1B		George Arias.....3B		Bret Boone.....2B	
John Flaherty.....C		Carlos Hernandez.....C		Ruben Rivera.....CF		Ruben Rivera.....CF	
Chris Gomez.....SS		Chris Gomez.....SS		Chris Gomez.....SS		Carlos Hernandez.....C	
Joey Hamilton.....RHP		Kevin Brown.....RHP		Andy Ashby.....RHP		Sterling Hitchcock.....LHP	
April 2, 2001		April 1, 2002		March 31, 2003		April 5, 2004	
SAN DIEGO	2	SAN DIEGO	0	SAN FRANCISCO	5	SAN DIEGO	8
SAN FRANCISCO	3	ARIZONA	2	SAN DIEGO	2	LOS ANGELES	2
Attendance-40,930		Attendance-47,025		Attendance-61,707		Attendance-53,850	
Damian Jackson.....2B		D'Angelo Jimenez.....2B		Mark Loretta.....2B		Sean Burroughs.....3B	
Mark Kotsay.....CF		Mark Kotsay.....CF		Mark Kotsay.....CF		Mark Loretta.....2B	
Ryan Klesko.....1B		Ron Gant.....LF		Rondell White.....LF		Brian Giles.....RF	
Phil Nevin.....3B		Phil Nevin.....1B		Ryan Klesko.....1B		Phil Nevin.....1B	
Tony Gwynn.....RF		Bubba Trammell.....RF		Xavier Nady.....RF		Ryan Klesko.....LF	
Mike Darr.....LF		Deivi Cruz.....SS		Sean Burroughs.....3B		Jay Payton.....CF	
Wiki Gonzalez.....C		Wiki Gonzalez.....C		Gary Bennett.....C		Ramon Hernandez.....C	
Chris Gomez.....SS		Ramon Vazquez.....3B		Ramon Vazquez.....SS		Khalil Greene.....SS	
Woody Williams.....RHP		Kevin Jarvis.....RHP		Brian Lawrence.....RHP		Brian Lawrence.....RHP	
April 4, 2005		April 3, 2006		April 3, 2007		March 31, 2008	
SAN DIEGO	10	SAN FRANCISCO	1	SAN DIEGO	7	HOUSTON	0
COLORADO	12	SAN DIEGO	6	SAN FRANCISCO	0	SAN DIEGO	4
Attendance-47,661		Attendance-43,767		Attendance-42,773		Attendance-44,965	
Khalil Greene.....SS		Dave Roberts.....CF		Marcus Giles.....2B		Brian Giles.....RF	
Mark Loretta.....2B		Eric Young.....LF		Brian Giles.....RF		Tadahito Iguchi.....2B	
Brian Giles.....RF		Brian Giles.....RF		Mike Cameron.....CF		Kevin Kouzmanoff.....3B	
Phil Nevin.....1B		Mike Piazza.....C		Adrian Gonzalez.....1B		Adrian Gonzalez.....1B	
Ryan Klesko.....LF		Adrian Gonzalez.....1B		Josh Bard.....C		Scott Hairston.....CF	
Ramon Hernandez.....C		Khalil Greene.....SS		Khalil Greene.....SS		Khalil Greene.....SS	
Xavier Nady.....CF		Vinny Castilla.....3B		Kevin Kouzmanoff.....3B		Josh Bard.....C	
Sean Burroughs.....3B		Josh Barfield.....2B		Jose Cruz Jr.....LF		Paul McNulty.....LF	
Woody Williams.....RHP		Jake Peavy.....RHP		Jake Peavy.....RHP		Jake Peavy.....RHP	



HISTORY & RECORDS

OPENING DAY HISTORY

April 6, 2009		April 5, 2010		March 31, 2011		April 5, 2012	
LOS ANGELES	4	SAN DIEGO	3	SAN DIEGO	5	LOS ANGELES	5
SAN DIEGO	1	ARIZONA	6	ST. LOUIS	3	SAN DIEGO	3
Attendance-45,496		Attendance-49,059		Attendance-46,368		Attendance-42,941	
Jody Gerut.....CF		Tony Gwynn.....CF		Will Venable.....RF		Cameron Maybin.....CF	
David Eckstein.....2B		David Eckstein.....2B		Jason Bartlett.....SS		Chris Denorfia.....RF	
Brian Giles.....RF		Adrian Gonzalez.....1B		Orlando Hudson.....2B		Chase Headley.....3B	
Adrian Gonzalez.....1B		Kyle Blanks.....LF		Brad Hawpe.....1B		Jesus Guzman.....LF	
Kevin Kouzmanoff.....3B		Chase Headley.....3B		Ryan Ludwick.....LF		Nick Hundley.....C	
Chase Headley.....LF		Will Venable.....RF		Chase Headley.....3B		Yonder Alonso.....1B	
Henry Blanco.....C		Nick Hundley.....C		Cameron Maybin.....CF		Orlando Hudson.....2B	
Luis Rodriguez.....SS		Everth Cabrera.....SS		Nick Hundley.....C		Jason Bartlett.....SS	
Jake Peavy.....RHP		Jon Garland.....RHP		Tim Stauffer.....RHP		Edinson Volquez.....RHP	
April 1, 2013		March 30, 2014		April 6, 2015		April 4, 2016	
SAN DIEGO	2	LOS ANGELES	1	SAN DIEGO	3	SAN DIEGO	0
NEW YORK	11	SAN DIEGO	3	LOS ANGELES	6	LOS ANGELES	15
Attendance-41,053		Attendance-45,567		Attendance-53,518		Attendance-44,317	
Chris Denorfia.....RF		Everth Cabrera.....SS		Wil Myers.....CF		Jon Jay.....CF	
Everth Cabrera.....SS		Chris Denorfia.....RF		Derek Norris.....C		Derek Norris.....C	
Yonder Alonso.....1B		Chase Headley.....3B		Matt Kemp.....RF		Matt Kemp.....RF	
Carlos Quentin.....LF		Jedd Gyorko.....2B		Justin Upton.....LF		Wil Myers.....1B	
Jedd Gyorko.....2B		Yonder Alonso.....1B		Will Middlebrooks.....3B		Alexei Ramirez.....SS	
Nick Hundley.....C		Tommy Medica.....LF		Jedd Gyorko.....2B		Yangervis Solarte.....3B	
Cameron Maybin.....CF		Will Venable.....CF		Yonder Alonso.....1B		Melvin Upton Jr.....LF	
Cody Ransom.....3B		Rene Rivera.....C		Clint Barmes.....SS		Cory Spangenberg.....2B	
Edinson Volquez.....RHP		Andrew Cashner.....RHP		James Shields.....RHP		Tyson Ross.....RHP	

OPENING DAY STARTERS

YEAR	STARTER	YEAR	STARTER	YEAR	STARTER
1969:	Dick Selma, RHP	1986:	Eric Show, RHP	2003:	Brian Lawrence, RHP
1970:	Pat Dobson, RHP	1987:	Eric Show, RHP	2004:	Brian Lawrence, RHP
1971:	Tom Phoebus, RHP	1988:	Ed Whitson, RHP	2005:	Woody Williams, RHP
1972:	Clay Kirby, RHP	1989:	Eric Show, RHP	2006:	Jake Peavy, RHP
1973:	Clay Kirby, RHP	1990:	Bruce Hurst, LHP	2007:	Jake Peavy, RHP
1974:	Bill Greif, RHP	1991:	Ed Whitson, RHP	2008:	Jake Peavy, RHP
1975:	Randy Jones, LHP	1992:	Bruce Hurst, LHP	2009:	Jake Peavy, RHP
1976:	Randy Jones, LHP	1993:	Andy Benes, RHP	2010:	Jon Garland, RHP
1977:	Randy Jones, LHP	1994:	Andy Benes, RHP	2011:	Tim Stauffer, RHP
1978:	Gaylord Perry, RHP	1995:	Andy Benes, RHP	2012:	Edinson Volquez, RHP
1979:	Gaylord Perry, RHP	1996:	Andy Ashby, RHP	2013:	Edinson Volquez, RHP
1980:	Randy Jones, LHP	1997:	Joey Hamilton, RHP	2014:	Andrew Cashner, RHP
1981:	John Curtis, LHP	1998:	Kevin Brown, RHP	2015:	James Shields, RHP
1982:	Juan Eichelberger, RHP	1999:	Andy Ashby, RHP	2016:	Tyson Ross, RHP
1983:	Tim Lollar, LHP	2000:	Sterling Hitchcock, LHP		
1984:	Eric Show, RHP	2001:	Woody Williams, RHP		
1985:	LaMarr Hoyt, RHP	2002:	Kevin Jarvis, RHP		

LATE NIGHT IN PHILADELPHIA

The Padres made Major League history on July 2 (and 3), 1993 in Philadelphia with a two-night double-header that concluded at 4:40 a.m. the following morning. The start of the first game, scheduled for 4:35 p.m., was delayed by one hour and 10 minutes by rain. During the game, there were two more delays that totaled four hours and 44 minutes before play was resumed just before midnight. After five hours and 54 minutes of rain delays and a game time of 2:34, Game 1, a 5-2 Padres win, concluded at 1:03 a.m. Game 2 started at 1:28 a.m. and went 10 innings before the Phillies won 6-5. The game-winning run crossed the plate at 4:40 a.m. It is the latest a Major League game has ever ended. The previous mark was 3:55 a.m. when the Mets and Braves played into the wee hours on July 4-5, 1985.

HISTORY & RECORDS

OPENING DAY HISTORY

The Padres are 21-27 on Opening Day; 13-10 in season openers played in San Diego, 8-16 on the road and 0-1 in season openers played at a neutral site (an 8-2 loss to the Colorado Rockies in 1999 in Monterrey, Mexico).

The Padres are 24-24 in home openers. They have opened the season at home 23 times but only 13 times since 1985. They were 9-7 in season openers in Mission Valley at Qualcomm Stadium.

A closer look at the Padres home openers:

YEAR	OPPONENT	RESULT	ATTENDANCE
1969*	Houston	W, 2-1	23,370
1970*	Atlanta	W, 8-3	25,215
1971*	San Francisco	L, 0-4	34,554
1972*	Atlanta	W, 6-5	16,655
1973*	Los Angeles	W, 4-2	32,019
1974	Houston	L, 5-9	39,083
1975*	San Francisco	L, 0-2 (10)	17,670
1976*	Atlanta	W, 8-2	44,728
1977	San Francisco	W, 4-3	46,375
1978	San Francisco	L, 2-3	45,901
1979	Cincinnati	L, 2-4	44,858
1980*	San Francisco	W, 6-4	29,535
1981	Cincinnati	L, 1-7	36,391
1982*	Atlanta	L, 0-1	30,188
1983	San Francisco	L, 5-6	45,397
1984*	Pittsburgh	W, 5-1	44,553
1985	San Francisco	W, 8-3	54,490
1986	Cincinnati	W, 4-3 (11)	52,934
1987	San Francisco	L, 6-13	48,686
1988	Los Angeles	W, 5-3	52,395
1989*	San Francisco	L, 3-5	52,763
1990	Los Angeles	L, 0-1	54,098
1991*	San Francisco	W, 7-4	48,089
1992	Los Angeles	L, 3-6	51,280
1993	Pittsburgh	L, 2-4	46,192
1994*	Atlanta	L, 1-4	42,251
1995*	Houston	L, 2-10	38,124
1996	Florida	W, 9-2	44,470
1997*	New York (NL)	W, 12-5	43,005
1998	Cincinnati	W, 3-2 (10)	55,454
1999 [^]	Colorado	L, 2-8	27,104
2000	Arizona	L, 4-8	60,021
2001	San Francisco	L, 6-11	61,277
2002	Arizona	W, 8-0	59,103
2003*	San Francisco	L, 2-5	61,707
2004+	San Francisco	W, 4-3 (10)	41,400
2005	Pittsburgh	W, 1-0 (12)	43,538
2006*	San Francisco	W, 6-1	43,767
2007	Colorado	L, 3-4	44,267
2008*	Houston	W, 4-0	44,965
2009*	Los Angeles (NL)	L, 1-4	45,496
2010	Atlanta	W, 17-2	42,843
2011	San Francisco	W, 3-1	43,146
2012*	Los Angeles (NL)	L, 3-5	42,941
2013	Los Angeles (NL)	W, 9-3	44,436
2014*	Los Angeles (NL)	W, 3-1	45,567
2015	San Francisco	L, 0-1 (12)	45,149
2016	Los Angeles (NL)	L, 0-15	44,317

*Home opener was season opener

[^]Home opener was played in Monterrey, Mexico

+Opening game at Petco Park

ROOKIE OPENING DAY STARTERS

YEAR (#)	STARTERS
1969 (1):	Rafael Robles, SS
1970 (2):	Van Kelly, 3B Jerry Morales, LF
1972 (1):	Derrel Thomas, 2B
1973 (3):	Bob Davis, C John Grubb, CF Dave Hilton, 3B
1977 (3):	Bill Almon, SS Mike Champion, 2B Gene Richards, LF
1978 (1):	Ozzie Smith, SS
1979 (1):	Barry Evans, 3B
1981 (2):	Randy Bass, 1B Juan Bonilla, 2B
1984 (1):	Carmelo Martinez, LF
1985 (1):	Gerry Davis, LF
1986 (1):	Bip Roberts, 2B
1987 (2):	Joey Cora, 2B Benito Santiago, C
1993 (1):	Jeff Gardner, 2B
1994 (1):	Dave Staton, 1B
2002 (1):	Ramon Vazquez, 3B
2003 (1):	Xavier Nady, RF
2004 (1):	Khalil Greene, SS
2006 (1):	Josh Barfield, 2B
2007 (1):	Kevin Kouzmanoff, 3B
2012 (1):	Yonder Alonso, 1B
2013 (1):	Jedd Gyorko, 2B
2014 (1):	Tommy Medica, LF

Players in bold made their Major League debuts as Opening Day starters.



HISTORY & RECORDS

ANNUAL BATTING TOTALS

YEAR	AVG.	R	H	2B	3B	HR	RBI	SB
1969	.225	468	1203	180	42	99	431	45
1970	.246	681	1353	208	36	172	629	60
1971	.233	486	1250	184	31	96	447	70
1972	.227	488	1181	168	38	102	452	78
1973	.244	548	1330	198	26	112	516	88
1974	.229	541	1239	196	27	99	506	85
1975	.244	552	1324	215	22	78	505	85
1976	.247	570	1327	216	37	64	528	92
1977	.249	692	1397	245	49	120	652	133
1978	.252	591	1349	208	42	75	542	152
1979	.242	603	1316	193	53	93	559	100
1980	.255	591	1410	195	43	67	546	*239
1981	.256	382	963	170	35	32	350	83
1982	.257	675	1435	217	#52	81	611	165
1983	.250	653	1384	207	34	93	592	179
1984	.259	686	1425	207	42	109	629	152
1985	.255	650	1405	241	28	109	611	60
1986	.261	656	1442	239	25	136	629	96
1987	.260	668	1419	209	48	113	621	198
1988	.247	594	1325	205	35	94	566	123
1989	.251	642	1360	215	32	120	598	136
1990	.257	673	1429	243	35	123	628	138
1991	.244	636	1321	204	36	121	591	101
1992	.255	617	1396	255	30	135	576	69
1993	.252	679	1386	239	28	153	633	<u>92</u>
1994	.275	479	1117	200	19	92	445	79
1995	.272	668	1345	231	20	116	618	124
1996	.265	771	1499	285	24	147	718	109
1997	.271	795	1519	275	16	152	761	140
1998	.253	749	1390	292	30	167	715	79
1999	.252	710	1360	256	22	153	671	*174
2000	.254	752	1413	279	37	157	714	131
2001	.252	789	1379	273	26	161	753	129
2002	.253	662	1393	243	29	136	627	71
2003	.261	678	1442	257	32	128	641	76
2004	.273	768	1521	304	32	159	722	52
2005	.257	684	1416	269	39	130	655	99
2006	.263	731	1465	298	38	161	698	123
2007	.251	741	1408	322	31	171	704	55
2008	.250	637	1390	264	27	154	615	36
2009	.242	638	1315	265	31	141	605	82
2010	.246	665	1338	236	24	132	630	124
2011	.237	593	1284	247	42	91	563	*170
2012	.247	651	1339	272	43	121	610	155
2013	.245	618	1349	246	26	146	578	118
2014	.226	535	1199	224	30	109	500	91
2015	.243	650	1324	260	36	148	623	82
2016	.235	686	1275	257	26	177	654	125

Blue Indicates Club Record

* Led League

Tied for League Lead

HISTORY & RECORDS

ANNUAL PITCHING TOTALS

YEAR	W	L	ERA	CG	SV	SHO	H	R	ER	HR	BB	SO
1969	52	110	4.24	16	25	9	1454	746	670	113	592	764
1970	63	99	4.36	24	32	9	1483	788	697	149	611	886
1971	61	100	3.22	47	17	10	1351	610	515	93	559	923
1972	58	95	3.78	39	19	17	1350	665	589	121	618	960
1973	60	102	4.16	34	23	10	1461	770	661	157	548	845
1974	60	102	4.58	25	19	7	1536	830	736	124	715	855
1975	71	91	3.48	40	20	12	1494	683	566	99	521	713
1976	73	89	3.65	47	18	11	1368	662	581	87	543	652
1977	69	93	4.43	6	44	5	1556	834	722	160	673	827
1978	84	78	3.28	21	*55	10	1385	598	522	74	483	744
1979	68	93	3.69	29	25	7	1438	681	596	108	513	779
1980	73	89	3.65	19	39	9	1474	654	595	97	536	728
1981	41	69	3.72	9	23	6	1013	455	414	64	414	492
1982	81	81	3.52	20	41	11	1348	658	578	139	502	765
1983	81	81	3.62	23	44	5	1389	653	590	144	528	850
1984	92	70	3.48	13	44	*17	1327	634	565	122	563	812
1985	83	79	3.40	26	44	19	1399	622	549	127	*443	727
1986	74	88	3.99	13	32	7	1406	723	640	150	607	934
1987	65	97	4.27	14	33	10	1402	763	680	175	602	897
1988	83	78	3.28	30	39	9	1332	583	528	112	439	885
1989	89	73	3.38	21	52	11	1359	626	547	133	481	933
1990	75	87	3.68	21	35	12	1437	673	597	147	507	928
1991	84	78	3.57	14	47	11	1385	646	577	139	457	921
1992	82	80	3.56	9	46	11	1444	636	578	111	439	971
1993	61	101	4.23	8	32	6	1470	772	675	148	558	957
1994	47	70	4.08	8	27	6	1008	531	474	99	393	862
1995	70	74	4.13	6	35	10	1242	672	590	142	512	1047
1996	91	71	3.72	5	47	11	1395	682	616	147	506	1194
1997	76	86	4.98	5	43	0	1581	891	802	172	596	1059
1998	98	64	3.63	14	*59	11	1384	635	587	139	501	1217
1999	74	88	4.47	5	43	6	1454	781	705	193	529	1078
2000	76	86	4.52	5	46	5	1443	815	733	191	649	1071
2001	79	83	4.52	5	46	1	1519	812	724	219	476	1088
2002	66	96	4.62	5	40	2	1522	815	737	177	582	1108
2003	64	98	4.87	2	31	10	1458	831	774	208	611	1091
2004	87	75	4.03	3	44	8	1460	705	645	184	422	1079
2005	82	80	4.13	4	45	8	1452	726	668	146	503	1133
2006	88	74	*3.87	4	*50	11	1385	*679	*629	176	468	1097
2007	89	74	*3.70	1	45	*20	1406	*666	*611	119	*474	1136
2008	63	99	4.41	3	30	6	1466	764	714	165	561	1100
2009	75	87	4.37	2	45	9	1422	769	704	167	603	1187
2010	90	72	3.39	2	49	20	1305	*581	549	139	517	1295
2011	71	91	3.42	0	44	10	1324	611	551	125	521	1139
2012	76	86	4.01	4	43	11	1356	710	640	162	539	1205
2013	76	86	3.98	3	40	6	1407	700	643	156	525	1171
2014	77	85	3.27	4	41	10	1300	577	523	117	462	1284
2015	74	88	4.09	1	41	6	1371	731	655	171	516	1393
2016	68	94	4.43	1	35	9	1425	770	708	183	569	1222

Blue Indicates Club Best

* Led League

Tied for League Lead



Tony Gwynn led the Padres in batting 15 times, doubles nine times, triples five times and RBI three times.



HISTORY & RECORDS

ANNUAL BATTING LEADERS

BATTING AVERAGE

1969	Ollie Brown264
1970	Clarence Gaston318
1971	Ollie Brown273
1972	Clarence Gaston269
1973	Dave Roberts286
1974	John Grubb286
1975	Tito Fuentes280
1976	Mike Ivie291
1977	George Hendrick311
1978	Dave Winfield308
1979	Dave Winfield308
1980	Gene Richards301
1981	Luis Salazar303
1982	Terry Kennedy295
1983	Terry Kennedy284
1984	Tony Gwynn	*.351
1985	Tony Gwynn317
1986	Tony Gwynn329
1987	Tony Gwynn	*.370
1988	Tony Gwynn	*.313
1989	Tony Gwynn	*.336
1990	Gwynn & Roberts309
1991	Tony Gwynn317
1992	Gary Sheffield	*.330
1993	Tony Gwynn358
1994	Tony Gwynn	*.394
1995	Tony Gwynn	*.368
1996	Tony Gwynn	*.353
1997	Tony Gwynn	*.372
1998	Tony Gwynn321
1999	Tony Gwynn339
2000	Phil Nevin303
2001	Phil Nevin306
2002	Ryan Klesko300
2003	Mark Loretta314
2004	Mark Loretta335
2005	Brian Giles301
2006	Adrian Gonzalez304
2007	Adrian Gonzalez282
2008	Brian Giles306
2009	Adrian Gonzalez277
2010	Adrian Gonzalez298
2011	Cameron Maybin264
2012	Chase Headley286
2013	Chris Denorfia279
2014	Seth Smith266
2015	Yanervis Solarte270
2016	Wil Myers259

HITS

1969	Ollie Brown	150
1970	Clarence Gaston	186
1971	Nate Colbert	149
1972	Nate Colbert	141
1973	Colbert & Kendall	143
1974	Dave Winfield	132
1975	Tito Fuentes	158
1976	Dave Winfield	139
1977	Dave Winfield	169
1978	Dave Winfield	181
1979	Dave Winfield	184
1980	Gene Richards	193
1981	Luis Salazar	121
1982	Terry Kennedy	166
1983	Terry Kennedy	156
1984	Tony Gwynn	*213
1985	Tony Gwynn	197
1986	Tony Gwynn	*211
1987	Tony Gwynn	*218
1988	Tony Gwynn	163
1989	Tony Gwynn	*203
1990	Tony Gwynn	177
1991	Tony Gwynn	168
1992	Gary Sheffield	184
1993	Tony Gwynn	175
1994	Tony Gwynn	*165
1995	Tony Gwynn	*197
1996	Steve Finley	195
1997	Tony Gwynn	*220
1998	Greg Vaughn	156
1999	Tony Gwynn	139
2000	Eric Owens	171
2001	Phil Nevin	167
2002	Mark Kotsay	169
2003	Mark Loretta	185
2004	Mark Loretta	208
2005	Brian Giles	164
2006	Adrian Gonzalez	173
2007	Adrian Gonzalez	182
2008	Adrian Gonzalez	172
2009	Adrian Gonzalez	153
2010	Adrian Gonzalez	176
2011	Bartlett & Maybin	136
2012	Chase Headley	173
2013	Chris Denorfia	132
2014	Seth Smith	118
2015	Matt Kemp	158
2016	Wil Myers	155

HOME RUNS


1969	Nate Colbert	24
1970	Nate Colbert	38
1971	Nate Colbert	27
1972	Nate Colbert	38
1973	Nate Colbert	22
1974	Willie McCovey	22
1975	Willie McCovey	23
1976	Dave Winfield	13
1977	Dave Winfield	25
1978	Dave Winfield	24
1979	Dave Winfield	34
1980	Dave Winfield	20
1981	Jim Lefebvre	8
1982	Terry Kennedy	21
1983	Terry Kennedy	17
1984	McReynolds & Nettles	20
1985	Carmelo Martinez	21
1986	Kevin McReynolds	26
1987	John Kruk	20
1988	Carmelo Martinez	18
1989	Jack Clark	26
1990	Jack Clark	25
1991	Fred McGriff	31
1992	Fred McGriff	*35
1993	Phil Plantier	34
1994	Phil Plantier	18
1995	Ken Caminiti	26
1996	Ken Caminiti	40
1997	Steve Finley	28
1998	Greg Vaughn	50
1999	Reggie Sanders	26
2000	Phil Nevin	31
2001	Phil Nevin	41
2002	Ryan Klesko	29
2003	Ryan Klesko	21
2004	Phil Nevin	26
2005	Ryan Klesko	18
2006	Adrian Gonzalez	24
2007	Adrian Gonzalez	30
2008	Adrian Gonzalez	36
2009	Adrian Gonzalez	40
2010	Adrian Gonzalez	31
2011	Ryan Ludwick	11
2012	Chase Headley	31
2013	Jedd Gyorko	23
2014	Yasmani Grandal	15
2015	Justin Upton	26
2016	Wil Myers	28

Single season averages based on a minimum 502 plate appearances.

Blue Indicates Club Record

* Led League

Tied for League Lead



Wil Myers led the Padres in batting average, hits, home runs, doubles, RBI, runs and extra-base hits in 2016

HISTORY & RECORDS

ANNUAL BATTING LEADERS

DOUBLES

1969	Al Ferrara.....	22
1970	Ollie Brown.....	34
1971	Nate Colbert.....	25
1972	Nate Colbert.....	27
1973	Nate Colbert.....	25
1974	Derrel Thomas.....	24
1975	John Grubb.....	36
1976	Dave Winfield.....	26
1977	Ivie & Winfield.....	29
1978	Dave Winfield.....	30
1979	Dave Winfield.....	29
1980	Gene Richards.....	26
1981	Ruppert Jones.....	34
1982	Terry Kennedy.....	42
1983	Terry Kennedy.....	27
1984	Carmelo Martinez.....	28
1985	Steve Garvey.....	34
1986	Tony Gwynn.....	33
1987	Tony Gwynn.....	36
1988	Roberto Alomar.....	24
1989	Alomar & Gwynn.....	27
1990	Bip Roberts.....	36
1991	Fernandez & Gwynn.....	27
1992	Gary Sheffield.....	34
1993	Tony Gwynn.....	41
1994	Tony Gwynn.....	35
1995	Caminiti & Gwynn.....	33
1996	Steve Finley.....	45
1997	Tony Gwynn.....	49
1998	Steve Finley.....	40
1999	Gwynn & Nevin.....	27
2000	Phil Nevin.....	34
2001	Phil Nevin.....	41
2002	Ryan Klesko.....	39
2003	Kotsay & Loretta.....	28
2004	Brian Giles.....	33
2005	Brian Giles.....	38
2006	Adrian Gonzalez.....	38
2007	Adrian Gonzalez.....	46
2008	Brian Giles.....	40
2009	Headley & Kouzmanoff.....	31
2010	Adrian Gonzalez.....	33
2011	Chase Headley.....	28
2012	Yonder Alonso.....	39
2013	Chase Headley.....	35
2014	Seth Smith.....	31
2015	Norris & Solarte.....	33
2016	Wil Myers.....	29

TRIPLES

1969	Nate Colbert.....	9
1970	Clarence Gaston.....	9
1971	Clarence Gaston.....	9
1972	Lee & Morales.....	7
1973	Clarence Gaston.....	4
1974	Derrel Thomas.....	6
1975	Bobby Tolan.....	4
1976	Willie Davis.....	10
1977	Almon & Richards.....	11
1978	Gene Richards.....	*12
1979	Dave Winfield.....	10
1980	Gene Richards.....	8
1981	Gene Richards.....	12
1982	Richards & Templeton.....	8
1983	Juan Bonilla.....	4
1984	Tony Gwynn.....	10
1985	Steve Garvey.....	6
1986	Tony Gwynn.....	7
1987	Tony Gwynn.....	13
1988	Garry Templeton.....	7
1989	Bip Roberts.....	8
1990	Tony Gwynn.....	10
1991	Tony Gwynn.....	11
1992	Jerald Clark.....	6
1993	Jeff Gardner.....	7
1994	Bip Roberts.....	5
1995	Steve Finley.....	8
1996	Steve Finley.....	9
1997	Steve Finley.....	5
1998	Steve Finley.....	6
1999	Eric Owens.....	3
2000	Eric Owens.....	7
2001	Jackson & Klesko.....	6
2002	Mark Kotsay.....	7
2003	Sean Burroughs.....	6
2004	Brian Giles.....	7
2005	Dave Roberts.....	10
2006	Dave Roberts.....	13
2007	Mike Cameron.....	6
2008	Gerut, Giles & Kouzmanoff.....	4
2009	Everth Cabrera.....	8
2010	Will Venable.....	7
2011	Cameron Maybin.....	8
2012	Will Venable.....	8
2013	Will Venable.....	8
2014	Seth Smith.....	5
2015	Cory Spangenberg.....	5
2016	Ryan Schimpf.....	5

RUNS BATTED IN

1969	Nate Colbert.....	66
1970	Clarence Gaston.....	93
1971	Nate Colbert.....	84
1972	Nate Colbert.....	111
1973	Nate Colbert.....	80
1974	Dave Winfield.....	75
1975	Dave Winfield.....	76
1976	Mike Ivie.....	70
1977	Dave Winfield.....	92
1978	Dave Winfield.....	97
1979	Dave Winfield.....	*118
1980	Dave Winfield.....	87
1981	Gene Richards.....	42
1982	Terry Kennedy.....	97
1983	Terry Kennedy.....	98
1984	Steve Garvey.....	86
1985	Steve Garvey.....	81
1986	Kevin McReynolds.....	96
1987	John Kruk.....	91
1988	Tony Gwynn.....	70
1989	Jack Clark.....	94
1990	Joe Carter.....	115
1991	Fred McGriff.....	106
1992	Fred McGriff.....	104
1993	Phil Plantier.....	100
1994	Tony Gwynn.....	64
1995	Ken Caminiti.....	94
1996	Ken Caminiti.....	130
1997	Tony Gwynn.....	119
1998	Greg Vaughn.....	119
1999	Phil Nevin.....	85
2000	Phil Nevin.....	107
2001	Phil Nevin.....	126
2002	Ryan Klesko.....	95
2003	Mark Loretta.....	72
2004	Phil Nevin.....	105
2005	Brian Giles.....	83
2006	Cameron & Giles.....	83
2007	Adrian Gonzalez.....	100
2008	Adrian Gonzalez.....	119
2009	Adrian Gonzalez.....	99
2010	Adrian Gonzalez.....	101
2011	Ryan Ludwick.....	64
2012	Chase Headley.....	*115
2013	Jedd Gyorko.....	63
2014	Jedd Gyorko.....	51
2015	Matt Kemp.....	100
2016	Wil Myers.....	94

Blue Indicates Club Record

* Led League

Tied for League Lead



Ken Caminiti drove in a franchise-record 130 RBI en route to earning National League MVP honors in 1996



HISTORY & RECORDS

ANNUAL BATTING LEADERS

EXTRA-BASE HITS

1969	Nate Colbert	53
1970	Nate Colbert	61
1971	Nate Colbert	55
1972	Nate Colbert	67
1973	Nate Colbert	49
1974	McCovey & Winfield	42
1975	John Grubb	42
1976	Dave Winfield	43
1977	Dave Winfield	61
1978	Dave Winfield	59
1979	Dave Winfield	71
1980	Dave Winfield	51
1981	Ruppert Jones	39
1982	Terry Kennedy	64
1983	Terry Kennedy	45
1984	Kevin McReynolds	52
1985	Steve Garvey	57
1986	Kevin McReynolds	63
1987	Tony Gwynn	56
1988	Roberto Alomar	39
1989	Jack Clark	46
1990	Joe Carter	52
1991	Fred McGriff	51
1992	Gary Sheffield	70
1993	Fred McGriff	68
1994	Tony Gwynn	48
1995	Ken Caminiti	59
1996	Steve Finley	84
1997	Tony Gwynn	68
1998	Greg Vaughn	82
1999	Reggie Sanders	57
2000	Phil Nevin	66
2001	Phil Nevin	72
2002	Ryan Klesko	69
2003	Mark Loretta	45
2004	Mark Loretta	65
2005	Brian Giles	61
2006	Mike Cameron	65
2007	Adrian Gonzalez	79
2008	Adrian Gonzalez	69
2009	Adrian Gonzalez	69
2010	Adrian Gonzalez	64
2011	Cameron Maybin	41
2012	Chase Headley	64
2013	Will Venable	52
2014	Seth Smith	48
2015	Matt Kemp	57
2016	Wil Myers	61

RUNS

1969	Ollie Brown	76
1970	Clarence Gaston	92
1971	Nate Colbert	81
1972	Nate Colbert	87
1973	Nate Colbert	73
1974	Dave Winfield	57
1975	Dave Winfield	74
1976	Dave Winfield	81
1977	Dave Winfield	104
1978	Gene Richards	90
1979	Dave Winfield	97
1980	Gene Richards	91
1981	Jones & Smith	53
1982	Garry Templeton	76
1983	Alan Wiggins	83
1984	Alan Wiggins	106
1985	Tony Gwynn	90
1986	Tony Gwynn	#107
1987	Tony Gwynn	119
1988	Roberto Alomar	84
1989	Alomar & Gwynn	82
1990	Bip Roberts	104
1991	Fred McGriff	84
1992	Gary Sheffield	87
1993	Ricky Gutierrez	76
1994	Tony Gwynn	79
1995	Steve Finley	104
1996	Steve Finley	126
1997	Steve Finley	101
1998	Greg Vaughn	112
1999	Quilvio Veras	95
2000	Ryan Klesko	88
2001	Ryan Klesko	105
2002	Ryan Klesko	90
2003	Mark Loretta	74
2004	Mark Loretta	108
2005	Brian Giles	92
2006	Mike Cameron	88
2007	Adrian Gonzalez	101
2008	Adrian Gonzalez	103
2009	Adrian Gonzalez	90
2010	Adrian Gonzalez	87
2011	Cameron Maybin	82
2012	Chase Headley	95
2013	Chris Denorfia	67
2014	Seth Smith	55
2015	Justin Upton	85
2016	Wil Myers	99

STOLEN BASES

1969	Jose Arcia	14
1970	Dave Campbell	18
1971	Enzo Hernandez	21
1972	Enzo Hernandez	24
1973	Hernandez & Thomas	15
1974	Enzo Hernandez	37
1975	Dave Winfield	23
1976	Dave Winfield	26
1977	Gene Richards	56
1978	Ozzie Smith	40
1979	Ozzie Smith	28
1980	Gene Richards	61
1981	Ozzie Smith	22
1982	Alan Wiggins	33
1983	Alan Wiggins	66
1984	Alan Wiggins	70
1985	Garry Templeton	16
1986	Tony Gwynn	37
1987	Tony Gwynn	56
1988	Tony Gwynn	26
1989	Roberto Alomar	42
1990	Bip Roberts	46
1991	Bip Roberts	26
1992	Tony Fernandez	20
1993	Derek Bell	26
1994	Derek Bell	24
1995	Steve Finley	36
1996	Rickey Henderson	37
1997	Quilvio Veras	33
1998	Quilvio Veras	24
1999	Reggie Sanders	36
2000	Eric Owens	29
2001	Rickey Henderson	25
2002	Mark Kotsay	11
2003	Gary Matthews Jr	12
2004	Kerry Robinson	11
2005	Dave Roberts	23
2006	Dave Roberts	49
2007	Mike Cameron	18
2008	Tadahito Iguchi	8
2009	Everth Cabrera	25
2010	Will Venable	29
2011	Cameron Maybin	40
2012	Everth Cabrera	*44
2013	Everth Cabrera	37
2014	Everth Cabrera	18
2015	Justin Upton	19
2016	Travis Jankowski	30

Blue indicates Padres single-season record

* Led League

Tied for League Lead



Nate Colbert led the Padres in both home runs and extra-base hits five times (1969-73) as well as runs three times (1971-73) and is the Friars' all-time leader in home runs (163).

HISTORY & RECORDS

ANNUAL PITCHING LEADERS

WINS

1969	Niekro & Santorini	8
1970	Pat Dobson	12
1971	Clay Kirby	15
1972	Clay Kirby	12
1973	Steve Arlin	11
1974	Freisleben, Greif, Hardy & Spillner	9
1975	Randy Jones	20
1976	Randy Jones	*22
1977	Bob Shirley	12
1978	Gaylord Perry	21
1979	Gaylord Perry	12
1980	Shirley & Fingers	11
1981	Juan Eichelberger	8
1982	Tim Lollar	16
1983	Eric Show	15
1984	Eric Show	15
1985	Andy Hawkins	18
1986	Hawkins & McCullers	10
1987	Ed Whitson	10
1988	Eric Show	16
1989	Ed Whitson	16
1990	Ed Whitson	14
1991	Benes & Hurst	15
1992	Bruce Hurst	14
1993	Andy Benes	15
1994	Joey Hamilton	9
1995	Andy Ashby	12
1996	Joey Hamilton	15
1997	Joey Hamilton	12
1998	Kevin Brown	18
1999	Andy Ashby	14
2000	Matt Clement	13
2001	Kevin Jarvis	12
2002	Brian Lawrence	12
2003	Jake Peavy	12
2004	Lawrence & Peavy	15
2005	Jake Peavy	13
2006	Woody Williams	12
2007	Jake Peavy	*19
2008	Jake Peavy	10
2009	Kevin Correia	12
2010	Garland, Latos & Richard	14
2011	Aaron Harang	14
2012	Clayton Richard	14
2013	Eric Stults	11
2014	Ian Kennedy & Tyson Ross	13
2015	James Shields	13
2016	Luis Perdomo	9

EARNED RUN AVERAGE

1969	Joe Niekro	3.70
1970	Danny Coombs	3.30
1971	Dave Roberts	2.10
1972	Clay Kirby	3.13
1973	Bill Greif	3.21
1974	Dave Freisleben	3.65
1975	Randy Jones	*2.24
1976	Randy Jones	2.74
1977	Bob Shirley	3.70
1978	Gaylord Perry	2.72
1979	Gaylord Perry	3.05
1980	John Curtis	3.51
1981	Juan Eichelberger	3.51
1982	Tim Lollar	3.13
1983	Dave Dravecky	3.58
1984	Mark Thurmond	2.97
1985	Dave Dravecky	2.93
1986	Dave Dravecky	3.07
1987	Eric Show	3.84
1988	Eric Show	3.26
1989	Ed Whitson	2.66
1990	Ed Whitson	2.60
1991	Andy Benes	3.03
1992	Andy Benes	3.35
1993	Andy Benes	3.35
1994	Joey Hamilton	2.98
1995	Andy Ashby	2.94
1996	Fernando Valenzuela	3.62
1997	Andy Ashby	4.13
1998	Kevin Brown	2.38
1999	Andy Ashby	3.80
2000	Woody Williams	3.75
2001	Kevin Jarvis	4.79
2002	Brian Lawrence	3.69
2003	Adam Eaton	4.08
2004	Jake Peavy	*2.27
2005	Jake Peavy	2.88
2006	Chris Young	3.46
2007	Jake Peavy	*2.54
2008	Jake Peavy	2.85
2009	Kevin Correia	3.91
2010	Mat Latos	2.92
2011	Mat Latos	3.47
2012	Clayton Richard	3.99
2013	Andrew Cashner	3.09
2014	Tyson Ross	2.81
2015	Tyson Ross	3.26
2016	Brad Hand	2.92

STRIKEOUTS

1969	Clay Kirby	113
1970	Pat Dobson	185
1971	Clay Kirby	231
1972	Clay Kirby	175
1973	Clay Kirby	129
1974	Bill Greif	137
1975	Dan Spillner	104
1976	Brent Storm	103
1977	Bob Shirley	146
1978	Gaylord Perry	154
1979	Gaylord Perry	140
1980	Steve Mura	107
1981	Juan Eichelberger	81
1982	Tim Lollar	150
1983	Tim Lollar	135
1984	Tim Lollar	131
1985	Eric Show	141
1986	Andy Hawkins	117
1987	Ed Whitson	135
1988	Eric Show	144
1989	Bruce Hurst	179
1990	Bruce Hurst	162
1991	Andy Benes	167
1992	Andy Benes	169
1993	Andy Benes	179
1994	Andy Benes	*189
1995	Andy Ashby	150
1996	Joey Hamilton	184
1997	Andy Ashby	144
1998	Kevin Brown	257
1999	Sterling Hitchcock	194
2000	Mat Clement	170
2001	Kevin Jarvis	133
2002	Brian Lawrence	149
2003	Jake Peavy	156
2004	Jake Peavy	173
2005	Jake Peavy	*216
2006	Jake Peavy	215
2007	Jake Peavy	*240
2008	Jake Peavy	166
2009	Kevin Correia	142
2010	Mat Latos	189
2011	Mat Latos	185
2012	Edinson Volquez	174
2013	Eric Stults	131
2014	Ian Kennedy	207
2015	James Shields	216
2016	Drew Pomeranz	115

Blue indicates Club Record

* Led League

Tied for League Lead



Kevin Brown struck out a franchise-best 257 batters in 1998 and was the starter in Games 1 and 4 in the World Series.



HISTORY & RECORDS

ANNUAL PITCHING LEADERS

INNINGS PITCHED

1969	Clay Kirby.....	215.2
1970	Pat Dobson.....	215.0
1971	Dave Roberts.....	269.2
1972	Steve Arlin.....	250.0
1973	Bill Greif.....	199.1
1974	Bill Greif.....	226.0
1975	Randy Jones.....	285.0
1976	Randy Jones.....	315.1
1977	Bob Shirley.....	214.0
1978	Gaylord Perry.....	260.2
1979	Randy Jones.....	263.0
1980	John Curtis.....	187.0
1981	Juan Eichelberger.....	141.1
1982	Tim Lollar.....	232.2
1983	Eric Show.....	200.2
1984	Eric Show.....	206.2
1985	Eric Show.....	233.0
1986	Andy Hawkins.....	209.1
1987	Eric Show.....	206.1
1988	Eric Show.....	234.2
1989	Bruce Hurst.....	244.2
1990	Ed Whitson.....	228.2
1991	Andy Benes.....	223.0
1992	Andy Benes.....	231.1
1993	Andy Benes.....	230.2
1994	Andy Benes.....	172.1
1995	Joey Hamilton.....	204.1
1996	Joey Hamilton.....	211.2
1997	Andy Ashby.....	200.2
1998	Kevin Brown.....	257.0
1999	Woody Williams.....	208.1
2000	Matt Clement.....	205.0
2001	Bobby Jones.....	195.0
2002	Brian Lawrence.....	210.0
2003	Brian Lawrence.....	210.2
2004	Brian Lawrence.....	203.0
2005	Jake Peavy.....	203.0
2006	Jake Peavy.....	202.1
2007	Jake Peavy.....	223.1
2008	Jake Peavy.....	173.2
2009	Kevin Correia.....	198.0
2010	Clayton Richard.....	201.2
2011	Mat Latos.....	194.1
2012	Clayton Richard.....	218.2
2013	Eric Stults.....	203.2
2014	Ian Kennedy.....	201.0
2015	James Shields.....	202.1
2016	Luis Perdomo.....	146.2

COMPLETE GAMES

1969	Joe Niekro.....	8
1970	Pat Dobson.....	8
1971	Dave Roberts.....	14
1972	Steve Arlin.....	12
1973	Bill Greif.....	9
1974	Bill Greif.....	7
1975	Randy Jones.....	18
1976	Randy Jones.....	*25
1977	Bob Owchinko.....	3
1978	Randy Jones.....	7
1979	Gaylord Perry.....	10
1980	John Curtis.....	6
1981	Chris Welsh.....	4
1982	Juan Eichelberger.....	8
1983	Dave Dravecky.....	9
1984	Dravecky, Lollar, Show.....	3
1985	LaMarr Hoyt.....	8
1986	Dravecky & Hawkins.....	3
1987	Eric Show.....	5
1988	Eric Show.....	13
1989	Bruce Hurst.....	10
1990	Bruce Hurst.....	9
1991	Benes & Hurst.....	4
1992	Bruce Hurst.....	6
1993	Benes & Gr. Harris.....	4
1994	Andy Ashby.....	4
1995	Ashby & Hamilton.....	2
1996	Joey Hamilton.....	3
1997	Andy Ashby.....	2
1998	Kevin Brown.....	7
1999	Andy Ashby.....	4
2000	Woody Williams.....	4
2001	Adam Eaton.....	2
2002	Brett Tomko.....	3
2003	Eaton & Lawrence.....	1
2004	Brian Lawrence.....	2
2005	Jake Peavy.....	3
2006	Jake Peavy.....	2
2007	Greg Maddux.....	1
2008	Banks, Peavy & Young.....	1
2009	Correia & Peavy.....	1
2010	Latos & Richard.....	1
2011	None.....	—
2012	Bass, Marquis, Richard.....	1
	& Volquez.....	
2013	Eric Stults.....	2
2014	Cashner & Ross.....	2
2015	Tyson Ross.....	1
2016	Luis Perdomo.....	1

SHUTOUTS

1969	Joe Niekro.....	3
1970	David A. Roberts.....	2
1971	Steve Arlin.....	4
1972	Fred Norman.....	6
1973	Arlin & Greif.....	3
1974	Dan Spillner.....	2
1975	Randy Jones.....	6
1976	Randy Jones.....	5
1977	Bob Owchinko.....	2
1978	Jones, Perry & Rasmus.....	2
1979	Eric Rasmussen.....	3
1980	Randy Jones.....	3
1981	Chris Welsh.....	2
1982	Lollar & Show.....	2
1983	Eric Show.....	2
1984	Dravecky & Lollar.....	2
1985	LaMarr Hoyt.....	3
1986	Dravecky, Hawkins, Jones & Thurmond.....	1
1987	Eric Show.....	3
1988	Andy Hawkins.....	2
1989	Bruce Hurst.....	2
1990	Bruce Hurst.....	4
1991	Greg Harris.....	2
1992	Bruce Hurst.....	4
1993	Andy Benes.....	2
1994	Andy Benes.....	2
1995	Ashby & Hamilton.....	2
1996	Joey Hamilton.....	1
1997	None.....	—
1998	Kevin Brown.....	3
1999	Andy Ashby.....	3
2000	None.....	—
2001	Kevin Jarvis.....	1
2002	Brian Lawrence.....	2
2003	None.....	—
2004	Brian Lawrence.....	1
2005	Jake Peavy.....	3
2006	Hensley & Park.....	1
2007	None.....	—
2008	None.....	—
2009	Kevin Correia.....	1
2010	Latos & Richard.....	1
2011	None.....	—
2012	Marquis, Richard & Volquez.....	1
2013	Andrew Cashner.....	1
2014	Andrew Cashner.....	2
2015	None.....	—
2016	None.....	—

Blue Indicates Club Record

* Led League

Tied for League Lead



Randy Jones tossed a league-high 25 complete games in 1976 to establish a Padres record

HISTORY & RECORDS

ANNUAL PITCHING LEADERS

SAVES		GAMES STARTED		APPEARANCES	
1969	Billy McCool.....7	1969	Clay Kirby.....35	1969	Jack Baldschun.....61
1970	Tom Dukes.....10	1970	Kirby & Dobson.....34	1970	Ron Herbel.....64
1971	Al Severinsen.....8	1971	Clay Kirby.....36	1971	Al Severinsen.....59
1972	Mike Corkins.....6	1972	Steve Arlin.....37	1972	Gary Ross.....60
1973	Mike Caldwell.....10	1973	Greif & Kirby.....31	1973	Gary Ross.....58
1974	Vicente Romo.....9	1974	Bill Greif.....35	1974	Larry Hardy.....76
1975	Frisella & Greif.....9	1975	Randy Jones.....36	1975	Dave Tomlin.....67
1976	Butch Metzger.....16	1976	Randy Jones.....40	1976	Butch Metzger.....77
1977	Rollie Fingers.....35	1977	Bob Shirley.....35	1977	Rollie Fingers.....78
1978	Rollie Fingers.....37	1978	Gaylord Perry.....37	1978	Rollie Fingers.....67
1979	Rollie Fingers.....13	1979	Randy Jones.....39	1979	Rollie Fingers.....54
1980	Rollie Fingers.....23	1980	Curtis & Wise.....27	1980	Rollie Fingers.....66
1981	Gary Lucas.....13	1981	Juan Eichelberger.....24	1981	Gary Lucas.....57
1982	Gary Lucas.....13	1982	Tim Lollar.....34	1982	Gary Lucas.....65
1983	Gary Lucas.....17	1983	Eric Show.....33	1983	Luis DeLeon.....63
1984	Rich Gossage.....25	1984	Eric Show.....35	1984	Gossage & Lefferts.....62
1985	Rich Gossage.....26	1985	Lollar & Whitson.....31	1985	Craig Lefferts.....60
1986	Rich Gossage.....21	1986	Show & Whitson.....34	1986	Craig Lefferts.....83
1987	Lance McCullers.....16	1987	Andy Hawkins.....34	1987	Lance McCullers.....78
1988	Mark Davis.....28	1988	Hawkins & Whitson.....33	1988	Mark Davis.....62
1989	Mark Davis.....44	1989	Hurst, Rasmussen, Whitson.....33	1989	Mark Davis.....70
1990	Craig Lefferts.....23	1990	Bruce Hurst.....33	1990	Greg Harris.....73
1991	Craig Lefferts.....23	1991	Andy Benes.....33	1991	Maddux & Rodriguez.....64
1992	Randy Myers.....38	1992	Andy Benes.....34	1992	Randy Myers.....66
1993	Gene Harris.....23	1993	Greg Harris.....35	1993	Gene Harris.....59
1994	Trevor Hoffman.....20	1994	Andy Benes.....25	1994	Pedro Martinez.....48
1995	Trevor Hoffman.....31	1995	Andy Ashby.....31	1995	Trevor Hoffman.....55
1996	Trevor Hoffman.....42	1996	Hamilton & Tewksbury.....33	1996	Trevor Hoffman.....70
1997	Trevor Hoffman.....37	1997	Andy Ashby.....30	1997	Trevor Hoffman.....70
1998	Trevor Hoffman.....53	1998	Kevin Brown.....35	1998	Dan Miceli.....67
1999	Trevor Hoffman.....40	1999	Hitchcock & Williams.....33	1999	Dan Miceli.....66
2000	Trevor Hoffman.....43	2000	Matt Clement.....34	2000	Hoffman & Walker.....70
2001	Trevor Hoffman.....43	2001	Bobby Jones.....33	2001	Trevor Hoffman.....62
2002	Trevor Hoffman.....38	2002	Brett Tomko.....32	2002	Jeremy Fikac.....65
2003	Rod Beck.....20	2003	Brian Lawrence.....33	2003	Mike Matthews.....77
2004	Trevor Hoffman.....41	2004	Brian Lawrence.....34	2004	Linebrink & Otsuka.....73
2005	Trevor Hoffman.....43	2005	Brian Lawrence.....33	2005	Scott Linebrink.....73
2006	Trevor Hoffman.....46	2006	Jake Peavy.....32	2006	Embre & Linebrink.....73
2007	Trevor Hoffman.....42	2007	Maddux & Peavy.....34	2007	Heath Bell.....81
2008	Trevor Hoffman.....30	2008	Jake Peavy.....27	2008	Heath Bell.....74
2009	Heath Bell.....42	2009	Kevin Correia.....33	2009	Luke Gregerson.....72
2010	Heath Bell.....47	2010	Garland & Richard.....33	2010	Luke Gregerson.....80
2011	Heath Bell.....43	2011	Latos & Stauffer.....31	2011	Chad Qualls.....77
2012	Huston Street.....23	2012	Clayton Richard.....33	2012	Luke Gregerson.....77
2013	Huston Street.....33	2013	Eric Stults.....33	2013	Luke Gregerson.....73
2014	Huston Street.....24	2014	Ian Kennedy.....33	2014	Thayer & Torres.....70
2015	Craig Kimbrel.....39	2015	Ross & Shields.....33	2015	Joaquin Benoit.....67
2016	Fernando Rodney.....17	2016	Christian Friedrich.....23	2016	Brad Hand.....82

Blue indicates Padres single-season record

* Led League

Tied for League Lead

PADRES PITCHERS WHO HAVE LED THE NL

WINS			INNINGS PITCHED		
PITCHER	W	YEAR	PITCHER	IP	YEAR
Randy Jones	22	1976	Randy Jones	315.1	1976
Jake Peavy	19	2007			
ERA			SAVES		
PITCHER	ERA	YEAR	PITCHER	SV	YEAR
Randy Jones	2.24	1975	Rollie Fingers	35	1977
Jake Peavy#	2.27	2004	Rollie Fingers	37	1978
Jake Peavy#	2.54	2007	Mark Davis	44	1989
STRIKEOUTS			Trevor Hoffman	*53	1998
PITCHER	K	YEAR	Trevor Hoffman	46	2006
Andy Benes	189	1994	Heath Bell	42	2009
Jake Peavy	216	2005	APPEARANCES		
Jake Peavy#	240	2007	PITCHER	G	YEAR
			Brad Hand#	82	2016
			COMPLETE GAMES		
PITCHER	CG	YEAR	PITCHER	CG	YEAR
			Randy Jones	25	1976

Led the Majors

* Tied NL Record



HISTORY & RECORDS

CAREER BATTING LEADERS

GAMES

1. Tony Gwynn	2,440
2. Garry Templeton.....	1,286
3. Dave Winfield	1,117
4. Tim Flannery	972
5. Gene Richards	939
6. Will Venable	918
7. Chase Headley	908
8. Nate Colbert	866
9. Terry Kennedy	835
10. Brian Giles.....	833

BATTING AVERAGE

1. Tony Gwynn338
2. Mark Loretta314
3. Bip Roberts298
4. Ken Caminiti.....	.295
5. Gene Richards291
6. Wally Joyner.....	.291
7. Adrian Gonzalez.....	.288
8. Phil Nevin288
9. Johnny Grubb.....	.286
10. Dave Winfield284

HITS

1. Tony Gwynn	3,141
2. Garry Templeton.....	1,135
3. Dave Winfield	1,134
4. Gene Richards994
5. Chase Headley.....	.873
6. Brian Giles.....	.872
7. Adrian Gonzalez.....	.856
8. Phil Nevin842
9. Terry Kennedy817
10. Ryan Klesko.....	.786

DOUBLES

1. Tony Gwynn	543
2. Garry Templeton.....	195
3. Brian Giles.....	189
4. Chase Headley.....	186
5. Dave Winfield	179
6. Adrian Gonzalez.....	176
Ryan Klesko	176
8. Terry Kennedy	158
Phil Nevin	158
10. Khalil Greene	150

TRIPLES

1. Tony Gwynn	85
2. Gene Richards	63
3. Dave Winfield	39
Will Venable	39
5. Garry Templeton.....	36
6. Cito Gaston	29
7. Steve Finley	28
8. Tim Flannery	25
Brian Giles.....	25
10. Luis Salazar	24

HOME RUNS

1. Nate Colbert.....	163
2. Adrian Gonzalez.....	161
3. Phil Nevin	156
4. Dave Winfield	154
5. Tony Gwynn	135
6. Ryan Klesko	133
7. Ken Caminiti.....	121
8. Chase Headley	87
9. Benito Santiago.....	85
10. Khalil Greene	84
Fred McGriff	84

RUNS BATTED IN

1. Tony Gwynn	1,138
2. Dave Winfield	626
3. Phil Nevin	573
4. Adrian Gonzalez.....	501
5. Ryan Klesko.....	493
6. Nate Colbert	481
7. Garry Templeton.....	427
8. Terry Kennedy	424
9. Brian Giles.....	415
10. Chase Headley.....	401

RUNS

1. Tony Gwynn	1,383
2. Dave Winfield	599
3. Gene Richards	484
4. Brian Giles.....	470
5. Adrian Gonzalez.....	464
6. Ryan Klesko.....	449
7. Nate Colbert	442
8. Garry Templeton.....	430
9. Phil Nevin	428
10. Steve Finley	423

AT-BATS

1. Tony Gwynn	9,288
2. Garry Templeton.....	4,512
3. Dave Winfield	3,997
4. Gene Richards	3,414
5. Chase Headley	3,286
6. Brian Giles.....	3,129
7. Nate Colbert.....	3,080
8. Terry Kennedy	2,987
9. Adrian Gonzalez.....	2,975
10. Phil Nevin	2,928

WALKS

1. Tony Gwynn	790
2. Brian Giles.....	509
3. Ryan Klesko	470
4. Dave Winfield	463
5. Gene Tenace	423
6. Adrian Gonzalez.....	403
7. Chase Headley.....	377
8. Nate Colbert	350
9. Gene Richards	338
10. Carmelo Martinez.....	327

STRIKEOUTS

1. Chase Headley.....	844
2. Nate Colbert	773
3. Will Venable	722
4. Garry Templeton.....	684
5. Phil Nevin	669
6. Adrian Gonzalez.....	618
7. Cito Gaston	595
8. Dave Winfield	585
9. Khalil Greene	521
10. Benito Santiago.....	516

STOLEN BASES

1. Tony Gwynn	319
2. Gene Richards	242
3. Alan Wiggins	171
4. Bip Roberts	148
5. Ozzie Smith	147
6. Everth Cabrera	136
7. Dave Winfield	133
8. Will Venable	130
9. Enzo Hernandez	129
10. Garry Templeton.....	101

ON-BASE PERCENTAGE

1. Gene Tenace.....	.403
2. Tony Gwynn388
3. Fred McGriff388
4. Ken Caminiti.....	.384
5. Ryan Klesko381
6. Brian Giles.....	.380
7. Mark Loretta.....	.377
8. Wally Joyner.....	.376
9. Adrian Gonzalez.....	.374
10. Quilvio Veras366

SLUGGING PCT.

1. Ken Caminiti.....	.540
2. Fred McGriff519
3. Adrian Gonzalez.....	.514
4. Phil Nevin503
5. Ryan Klesko491
6. Nate Colbert469
7. Dave Winfield464
8. Tony Gwynn459
9. Steve Finley458
10. Mark Loretta438

ON-BASE + SLUGGING

1. Ken Caminiti.....	.924
2. Fred McGriff906
3. Adrian Gonzalez.....	.888
4. Ryan Klesko872
5. Phil Nevin862
6. Tony Gwynn847
7. Gene Tenace825
8. Dave Winfield821
9. Mark Loretta.....	.815
10. Brian Giles.....	.815

Minimum of 1500 plate appearances for batting average, on-base percentage and slugging percentage

HISTORY & RECORDS

CAREER PITCHING LEADERS

WINS

1. Eric Show.....	100
2. Randy Jones.....	92
Jake Peavy.....	92
4. Ed Whitson.....	77
5. Andy Ashby.....	70
6. Andy Benes.....	69
7. Andy Hawkins.....	60
8. Joey Hamilton.....	55
Bruce Hurst.....	55
10. Trevor Hoffman.....	54

LOSSES

1. Randy Jones.....	105
2. Eric Show.....	87
3. Clay Kirby.....	81
4. Andy Benes.....	75
5. Ed Whitson.....	72
6. Jake Peavy.....	68
7. Trevor Hoffman.....	64
8. Steve Arlin.....	62
Andy Ashby.....	62
10. Bill Greif.....	61
Brian Lawrence.....	61

WINNING PERCENTAGE

1. Bruce Hurst.....	.591
2. Jake Peavy.....	.575
3. Joey Hamilton.....	.556
4. Eric Show.....	.535
5. Adam Eaton.....	.534
6. Woody Williams.....	.531
7. Andy Ashby.....	.530
8. Ed Whitson.....	.517
9. Dave Dravecky.....	.515
10. Greg Harris.....	.513

Minimum 75 decisions

GAMES

1. Trevor Hoffman.....	902
2. Craig Lefferts.....	375
3. Luke Gregerson.....	363
4. Heath Bell.....	354
5. Eric Show.....	309
6. Scott Linebrink.....	306
7. Joe Thatcher.....	287
8. Rollie Fingers.....	265
9. Randy Jones.....	264
10. Dale Thayer.....	241

GAMES STARTED

1. Randy Jones.....	253
2. Eric Show.....	230
3. Jake Peavy.....	212
4. Ed Whitson.....	208
5. Andy Benes.....	186
6. Andy Ashby.....	185
7. Andy Hawkins.....	172
8. Clay Kirby.....	170
9. Brian Lawrence.....	146
10. Joey Hamilton.....	142

COMPLETE GAMES

1. Randy Jones.....	71
2. Eric Show.....	35
3. Clay Kirby.....	34
4. Steve Arlin.....	31
5. Bruce Hurst.....	29
6. Dave Dravecky.....	23
7. Ed Whitson.....	22
8. Andy Hawkins.....	19
9. Andy Ashby.....	18
Bill Greif.....	18

SHUTOUTS

1. Randy Jones.....	18
2. Steve Arlin.....	11
Eric Show.....	11
4. Bruce Hurst.....	10
5. Andy Benes.....	8
6. Andy Hawkins.....	7
Clay Kirby.....	7
8. Andy Ashby.....	6
Dave Dravecky.....	6
Dave Freisleben.....	6
Fred Normon.....	6
Ed Whitson.....	6

SAVES

1. Trevor Hoffman.....	552
2. Heath Bell.....	134
3. Rollie Fingers.....	108
4. Goose Gossage.....	83
5. Huston Street.....	80
6. Mark Davis.....	78
7. Craig Lefferts.....	64
8. Gary Lucas.....	49
9. Craig Kimbrel.....	39
10. Randy Myers.....	38

INNINGS PITCHED

1. Randy Jones.....	1,766.0
2. Eric Show.....	1,603.1
3. Ed Whitson.....	1,354.1
4. Jake Peavy.....	1,342.2
5. Andy Benes.....	1,235.0
6. Andy Ashby.....	1,212.0
7. Clay Kirby.....	1,128.0
8. Andy Hawkins.....	1,102.2
9. Trevor Hoffman.....	952.1
10. Joey Hamilton.....	934.2

ERA

1. Trevor Hoffman.....	2.76
2. Dave Dravecky.....	3.12
3. Bruce Hurst.....	3.27
4. Jake Peavy.....	3.29
5. Randy Jones.....	3.30
6. Andy Benes.....	3.57
7. Eric Show.....	3.59
8. Andy Ashby.....	3.59
9. Ed Whitson.....	3.69
10. Clay Kirby.....	3.73

STRIKEOUTS

1. Jake Peavy.....	1,348
2. Andy Benes.....	1,036
3. Trevor Hoffman.....	1,029
4. Eric Show.....	951
5. Andy Ashby.....	829
6. Clay Kirby.....	802
7. Ed Whitson.....	767
8. Randy Jones.....	677
9. Joey Hamilton.....	639
10. Adam Eaton.....	623

WALKS

1. Eric Show.....	593
2. Clay Kirby.....	505
3. Jake Peavy.....	435
4. Randy Jones.....	414
5. Andy Hawkins.....	412
6. Andy Benes.....	402
7. Steve Arlin.....	351
8. Ed Whitson.....	350
9. Dave Freisleben.....	346
10. Joey Hamilton.....	343

OPPONENTS AVG.

1. Trevor Hoffman.....	.211
2. Jake Peavy.....	.232
3. Andy Benes.....	.242
4. Clay Kirby.....	.243
5. Dave Dravecky.....	.243
6. Bruce Hurst.....	.244
7. Eric Show.....	.245
8. Ed Whitson.....	.256
9. Randy Jones.....	.256
10. Adam Eaton.....	.257

STRIKEOUTS/9 IP

1. Trevor Hoffman.....	9.72
2. Jake Peavy.....	9.04
3. Andy Benes.....	7.55
4. Adam Eaton.....	7.04
5. Clay Kirby.....	6.40
6. Andy Ashby.....	6.16
7. Joey Hamilton.....	6.15
8. Bruce Hurst.....	6.08
9. Woody Williams.....	5.75
10. Brian Lawrence.....	5.58

DOUBLE PLAYS

1. Randy Jones.....	176
2. Andy Ashby.....	122
3. Eric Show.....	114
4. Ed Whitson.....	103
5. Brian Lawrence.....	98
Jake Peavy.....	98
7. Joey Hamilton.....	97
8. Andy Hawkins.....	88
9. Dave Dravecky.....	74
10. Clayton Richard.....	73

Minimum 750 innings pitched for Strikeouts/9 IP, ERA and Opponents Avg



HISTORY & RECORDS

SINGLE-SEASON BATTING LEADERS

GAMES

1. Dave Winfield	1980	162
Steve Garvey	1985	162
Joe Carter	1990	162
Adrian Gonzalez	2008	162
5. Steve Garvey	1984	161
Steve Finley	1996	161
Adrian Gonzalez	2007	161
Chase Headley	2010	161
Chase Headley	2012	161
10. Four Players		160

BATTING AVERAGE

1. Tony Gwynn	1994	.394
2. Tony Gwynn	1997	.372
3. Tony Gwynn	1987	.370
4. Tony Gwynn	1995	.368
5. Tony Gwynn	1993	.358
6. Tony Gwynn	1984	.351
7. Tony Gwynn	1989	.336
8. Mark Loretta	2004	.335
9. Gary Sheffield	1992	.330
10. Tony Gwynn	1986	.329

HITS

1. Tony Gwynn	1997	220
2. Tony Gwynn	1987	218
3. Tony Gwynn	1984	213
4. Tony Gwynn	1986	211
5. Mark Loretta	2004	208
6. Tony Gwynn	1989	203
7. Tony Gwynn	1985	197
Tony Gwynn	1995	197
9. Steve Finley	1996	195
10. Gene Richards	1980	193

DOUBLES

1. Tony Gwynn	1997	49
2. Mark Loretta	2004	47
3. Adrian Gonzalez	2007	46
4. Steve Finley	1996	45
5. Khalil Greene	2007	44
6. Terry Kennedy	1982	42
7. Tony Gwynn	1993	41
8. Steve Finley	1998	40
Brian Giles	2008	40
10. Ryan Klesko	2002	39
Yonder Alonso	2012	39

TRIPLES

1. Tony Gwynn	1987	13
Dave Roberts	2006	13
3. Gene Richards	1978	12
Gene Richards	1981	12
5. Bill Almon	1977	11
Gene Richards	1977	11
Tony Gwynn	1991	11
8. Willie Davis	1976	10
Dave Winfield	1979	10
Tony Gwynn	1984	10
Tony Gwynn	1990	10
Dave Roberts	2005	10

HOME RUNS

1. Greg Vaughn	1998	50
2. Phil Nevin	2001	41
3. Ken Caminiti	1996	40
Adrian Gonzalez	2009	40
5. Nate Colbert	1970	38
Nate Colbert	1972	38
7. Adrian Gonzalez	2008	36
8. Fred McGriff	1992	35
9. Dave Winfield	1979	34
Phil Plantier	1993	34

RUNS BATTED IN

1. Ken Caminiti	1996	130
2. Phil Nevin	2001	126
3. Tony Gwynn	1997	119
Greg Vaughn	1998	119
Adrian Gonzalez	2008	119
6. Dave Winfield	1979	118
7. Joe Carter	1990	115
Chase Headley	2012	115
9. Ryan Klesko	2001	113
10. Nate Colbert	1972	111

RUNS

1. Steve Finley	1996	126
2. Tony Gwynn	1987	119
3. Greg Vaughn	1998	112
4. Rickey Henderson	1996	110
5. Ken Caminiti	1996	109
6. Mark Loretta	2004	108
7. Tony Gwynn	1986	107
8. Alan Wiggins	1984	106
9. Ryan Klesko	2001	105
10. Three Players		104

AT-BATS

1. Steve Finley	1996	655
2. Steve Garvey	1985	654
3. Adrian Gonzalez	2007	646
4. Gene Richards	1980	642
Tony Gwynn	1986	642
Joe Carter	1990	634
7. Kevin Kouzmanoff	2008	624
8. Roberto Alomar	1989	623
9. Tony Gwynn	1985	622
Tony Fernandez	1992	622

WALKS

1. Jack Clark	1989	132
2. Gene Tenace	1977	125
Rickey Henderson	1996	125
4. Brian Giles	2005	119
Adrian Gonzalez	2009	119
6. Gene Tenace	1979	105
Fred McGriff	1991	105
8. Jack Clark	1990	104
Brian Giles	2006	104
10. Gene Tenace	1978	101

STRIKEOUTS

1. Mike Cameron	2007	160
Wil Myers	2016	160
3. Justin Upton	2015	159
4. Chase Headley	2012	157
5. Nate Colbert	1970	150
6. Phil Nevin	2001	147
Matt Kemp	2015	147
8. Nate Colbert	1973	146
9. Jack Clark	1989	145
10. Ruben Rivera	1999	143

STOLEN BASES

1. Alan Wiggins	1984	70
2. Alan Wiggins	1983	66
3. Gene Richards	1980	61
4. Ozzie Smith	1980	57
5. Gene Richards	1977	56
Tony Gwynn	1987	56
7. Jerry Humphrey	1980	52
8. Dave Roberts	2006	49
9. Bip Roberts	1990	46
10. Everth Cabrera	2012	44

ON-BASE PERCENTAGE

1. Tony Gwynn	1994	.454
2. Tony Gwynn	1987	.447
3. Brian Giles	2005	.423
4. Gene Tenace	1977	.415
5. Rickey Henderson	1996	.410
6. Jack Clark	1989	.410
7. Tony Gwynn	1984	.410
8. Tony Gwynn	1997	.409
9. Ken Caminiti	1996	.408
10. Adrian Gonzalez	2009	.407

SLUGGING PERCENTAGE

1. Ken Caminiti	1996	.621
2. Greg Vaughn	1998	.597
3. Phil Nevin	2001	.588
4. Gary Sheffield	1992	.580
5. Tony Gwynn	1994	.568
6. Dave Winfield	1979	.558
7. Fred McGriff	1992	.556
8. Adrian Gonzalez	2009	.551
9. Tony Gwynn	1997	.547
10. Cito Gaston	1970	.543

ON-BASE + SLUGGING

1. Ken Caminiti	1996	1.028
2. Tony Gwynn	1994	1.022
3. Phil Nevin	2001	.976
4. Gary Sheffield	1992	.965
5. Greg Vaughn	1998	.960
6. Adrian Gonzalez	2009	.958
7. Tony Gwynn	1987	.958
8. Tony Gwynn	1997	.957
9. Dave Winfield	1979	.953
10. Fred McGriff	1992	.950

Current Padres in **Blue**

HISTORY & RECORDS

SINGLE-SEASON PITCHING LEADERS

WINS

1. Randy Jones.....	1976	22
2. Gaylord Perry.....	1978	21
3. Randy Jones.....	1975	20
4. Jake Peavy.....	2007	19
5. Andy Hawkins.....	1985	18
Kevin Brown.....	1998	18
7. Andy Ashby.....	1998	17
8. Tim Lollar.....	1982	16
LaMarr Hoyt.....	1985	16
Eric Show.....	1988	16
Ed Whitson.....	1989	16

LOSSES

1. Randy Jones.....	1974	22
2. Steve Arlin.....	1972	21
3. Clay Kirby.....	1969	20
4. Steve Arlin.....	1971	19
Bill Greif.....	1974	19
Bobby Jones.....	2001	19
7. Clay Kirby.....	1973	18
Bob Shirley.....	1977	18
9. Joe Niekro.....	1969	17
Dave Roberts.....	1971	17
Bill Greif.....	1973	17
Matt Clement.....	2000	17
Eric Stults.....	2014	17

WINNING PERCENTAGE

1. Gaylord Perry.....	1978	.778
Dennis Rasmussen.....	1988	.778
3. Jake Peavy.....	2007	.760
4. Butch Metzger.....	1976	.733
5. Kevin Brown.....	1998	.720
6. Jake Peavy.....	2004	.714
7. Woody Williams.....	2006	.706
8. Andy Hawkins.....	1985	.692
9. Adam Eaton.....	2005	.688
Chris Young.....	2006	.688

(minimum 15 decisions)

GAMES

1. Craig Lefferts.....	1986	83
2. Brad Hand.....	2016	82
3. Heath Bell.....	2007	81
4. Cla Meredith.....	2007	80
Luke Gregerson.....	2010	80
6. Rollie Fingers.....	1977	78
7. Lance McCullers.....	1987	78
8. Butch Metzger.....	1976	77
Mike Matthews.....	2003	77
Chad Qualls.....	2011	77
Luke Gregerson.....	2012	77

GAMES STARTED

1. Randy Jones.....	1976	40
2. Randy Jones.....	1979	39
3. Steve Arlin.....	1972	37
Gaylord Perry.....	1978	37
5. Clay Kirby.....	1971	36
Randy Jones.....	1975	36
Randy Jones.....	1978	36
8. Clay Kirby.....	1969	35
Bill Greif.....	1974	35
Bob Shirley.....	1977	35
Eric Show.....	1985	35
Andy Hawkins.....	1986	35
Kevin Brown.....	1998	35

COMPLETE GAMES

1. Randy Jones.....	1976	25
2. Randy Jones.....	1975	18
3. Dave Roberts.....	1971	14
4. Clay Kirby.....	1971	13
Eric Show.....	1988	13
6. Steve Arlin.....	1972	12
7. Steve Arlin.....	1971	10
Fred Norman.....	1972	10
Gaylord Perry.....	1979	10
Bruce Hurst.....	1989	10

SHUTOUTS

1. Fred Norman.....	1972	6
Randy Jones.....	1975	6
3. Randy Jones.....	1976	5
4. Steve Arlin.....	1971	4
Bruce Hurst.....	1990	4
Bruce Hurst.....	1992	4
7. 13 Players.....		3

SAVES

1. Trevor Hoffman.....	1998	53
2. Heath Bell.....	2010	47
3. Trevor Hoffman.....	2006	46
4. Mark Davis.....	1989	44
5. Trevor Hoffman.....	2000	43
Trevor Hoffman.....	2001	43
Trevor Hoffman.....	2005	43
Heath Bell.....	2011	43
9. Trevor Hoffman.....	1996	42
Trevor Hoffman.....	2007	42
Heath Bell.....	2009	42

INNINGS PITCHED

1. Randy Jones.....	1976	315.1
2. Randy Jones.....	1975	285.0
3. Dave Roberts.....	1971	269.2
4. Clay Kirby.....	1971	267.1
5. Randy Jones.....	1979	263.0
6. Gaylord Perry.....	1978	260.2
7. Kevin Brown.....	1998	257.0
8. Randy Jones.....	1978	253.0
9. Pat Dobson.....	1970	251.0
10. Steve Arlin.....	1972	250.0

EARNED RUN AVERAGE

1. Dave Roberts.....	1971	2.10
2. Randy Jones.....	1975	2.24
3. Jake Peavy.....	2004	2.27
4. Kevin Brown.....	1998	2.38
5. Jake Peavy.....	2007	2.54
6. Ed Whitson.....	1990	2.60
7. Ed Whitson.....	1989	2.66
8. Bruce Hurst.....	1989	2.69
9. Gaylord Perry.....	1978	2.73
10. Randy Jones.....	1976	2.74

STRIKEOUTS

1. Kevin Brown.....	1998	257
2. Jake Peavy.....	2007	240
3. Clay Kirby.....	1971	231
4. Jake Peavy.....	2005	216
James Shields.....	2015	216
6. Jake Peavy.....	2006	215
7. Tyson Ross.....	2015	212
Ian Kennedy.....	2014	207
9. Tyson Ross.....	2014	195
10. Sterling Hitchcock.....	1999	194

WALKS

1. Matt Clement.....	2000	125
2. Steve Arlin.....	1972	122
3. Clay Kirby.....	1970	120
4. Clay Kirby.....	1972	116
5. Dave Freisleben.....	1974	112
6. Joey Hamilton.....	1998	106
7. Tim Lollar.....	1984	105
Edinson Volquez.....	2012	105
9. Steve Arlin.....	1971	103
Clay Kirby.....	1971	103

OPPONENTS BATTING AVG

1. Chris Young.....	2007	.192
2. Chris Young.....	2006	.206
3. Jake Peavy.....	2007	.208
4. Clay Kirby.....	1971	.216
5. Mat Latos.....	2010	.217
6. Jake Peavy.....	2005	.217
7. Tim Lollar.....	1982	.224
8. Clay Kirby.....	1972	.226
9. Bruce Hurst.....	1990	.228
10. Jake Peavy.....	2008	.229

STRIKEOUTS/9 IP

1. Andy Benes.....	1994	9.87
2. Tyson Ross.....	2015	9.73
3. Jake Peavy.....	2007	9.67
4. James Shields.....	2015	9.61
5. Jake Peavy.....	2005	9.58
6. Jake Peavy.....	2006	9.56
7. Jake Peavy.....	2004	9.36
8. Ian Kennedy.....	2015	9.30
9. Ian Kennedy.....	2014	9.27
10. Mat Latos.....	2010	9.21

DOUBLE PLAYS

1. Randy Jones.....	1978	36
2. Randy Jones.....	1975	35
3. Randy Jones.....	1976	34
4. Brian Lawrence.....	2002	29
5. Matt Clement.....	1999	28
6. Clay Hensley.....	2006	27
7. Clayton Richard.....	2010	26
8. Andy Ashby.....	1998	25
Jon Garland.....	2010	25
10. Five Players.....		24

Minimum 162.0 innings pitched for Strikeouts/9 IP, ERA and Opponents Avg



HISTORY & RECORDS

LOW-HIT GAMES

NO-HITTERS

PADRES (None)

Note: The Padres are the only Major League club to have never thrown a no-hitter.

OPPONENTS (9)

PITCHER(S)

RHP Dock Ellis (Pittsburgh)			
DATE/SITE: June 12, 1970 at San Diego Stadium - Game 1	SCORE: PIT 2, SD 0	OF NOTE: 8 BB, 1 HBP	
RHP Milt Pappas (Chicago-NL)			
DATE/SITE: September 2, 1972 at Wrigley Field	SCORE: CHI 8, SD 0	OF NOTE: 1 BB	
RHP Phil Niekro (Atlanta)			
DATE/SITE: August 5, 1973 at Fulton County Stadium	SCORE: ATL 9, SD 0	OF NOTE: 3 BB, 1 error	
RHP Kent Mercker—starter, RHP Mark Wohlers, RHP Alejandro Pena (Atlanta)			
DATE/SITE: September 11, 1991 at Fulton County Stadium	SCORE: ATL 9, SD 0	OF NOTE: 2 BB, 1 error	
RHP A.J. Burnett (Florida)			
DATE/SITE: May 12, 2001 at Qualcomm Stadium	SCORE: FLA 3, SD 0	OF NOTE: 9 BB, 1 HBP	
LHP Bud Smith (St. Louis)			
DATE/SITE: September 3, 2001 at Qualcomm Stadium	SCORE: STL 2, SD 0	OF NOTE: 4 BB, 1 error	
LHP Jonathan Sanchez (San Francisco)			
DATE/SITE: July 10, 2009 at AT&T Park	SCORE: SF 8, SD 0	OF NOTE: 1 error	
RHP Tim Lincecum (San Francisco)			
DATE/SITE: July 13, 2013 at Petco Park	SCORE: SF 9, SD 0	OF NOTE: 4 BB, 1 HBP	
RHP Tim Lincecum (San Francisco)			
DATE/SITE: June 25, 2014 at AT&T Park	SCORE: SF 4, SD 0	OF NOTE: 1 BB	

CLOSE CALLS (20)

A look at San Diego's closest calls; Padres who have carried no-hitters into the eighth inning or beyond:

DATE/OPPONENT	PITCHER(S)	RESULT
July 21, 1970 vs. NYM	Clay Kirby	Manager Preston Gomez lifted Kirby after 8.0 no-hit innings vs. New York (NL). Jack Baldschun allowed a Bud Harrelson single to open the ninth. Houston's John Edwards doubles with one out in the eighth. Giants Willie McCovey homered with no outs in the eighth. Philadelphia's Denny Doyle singled with two outs in the ninth. Bill Plummer doubles in the eighth in Jones' second one-hitter of the season. Philadelphia's Garry Maddox singles to lead off the eighth. San Francisco's Ken Reitz singles to lead of the eighth. Cincinnati's George Foster doubles to lead off the eighth. Los Angeles' Steve Garvey reaches on a bunt single with one out in the eighth. Mets Mackey Sasser leads off the eighth with a ground-rule double. Andy Benes tosses 6.0 hitless innings and is relieved by Mike Maddux. Maddux surrenders leadoff homer to Atlanta's Ron Gant in the eighth. Rico Brogna collects the Mets lone hit, a leadoff double in the eighth. Kenny Lofton leads off the ninth with a single to right on a 3-2 pitch. Anaheim's Phil Nevin homers on the first pitch of the top of the eighth inning. Dee Brown doubles off the left field wall to open the eighth inning. Brad Hawpe leads off the eighth with a double to right field. Pinch-hitter Joe Randa hits a two-run homer to center with one out in the ninth. Milwaukee's Gabe Kapler homers with two out in the eighth. Aaron Harang (6.0), Josh Spence (0.1), Chad Qualls (0.2) and Mike Adams (1.0) worked 8.0 hitless innings before Luke Gregerson allows two-out double to Juan Uribe in the ninth inning of a tie game.
Sept. 13, 1971 at HOU	Clay Kirby	
Sept. 18, 1971 at SF	Clay Kirby	
July 18, 1972 vs. PHI	Steve Arlin	
July 3, 1975 vs. CIN	Randy Jones	
June 12, 1976 vs. PHI	Dave Freisleben	
Sept. 13, 1976 vs. SF	Tom Griffin	
Sept. 29, 1976 vs. CIN	Brent Strom	
July 16, 1977 vs. LAD	Bob Owchinko	
July 14, 1991 at NYM	Greg Harris	
Aug. 3, 1991 at ATL	Andy Benes, Mike Maddux	
July 3, 1994 vs. NYM	Andy Benes	
Sept. 5, 1997 vs. ATL	Andy Ashby	
June 27, 1998 vs. ANA	Sterling Hitchcock	
July 3, 2004 vs. KC	Adam Eaton	
May 30, 2006 vs. COL	Chris Young	
Sept. 22, 2006 vs. PIT	Chris Young	
Sept. 7, 2008 at MIL	Chris Young	
July 9, 2011 at LAD	Aaron Harang, Josh Spence, Chad Qualls, Mike Adams, Luke Gregerson	
July 20, 2014 vs. NYM	Odrisamer Despaigne	New York's Daniel Murphy doubles with two out in the eighth.

ONE-HITTERS BY PADRES (28)

PITCHER (S)	DATE/OPPONENT	SCORE	HIT BY/INNING
Dick Kelley	July 6, 1969 vs. Houston (Game 2)	1-0	Menke, single in second
Clay Kirby	September 18, 1971 at San Francisco	2-1	McCovey, homer in eighth
Steve Arlin	June 23, 1972 vs. San Francisco	4-1	Maddox, triple in second
Dan Spillner	June 19, 1974 at Chicago (NL)	1-0	Monday, single in third
Randy Jones	May 19, 1975 vs. St. Louis	1-0 (10 inn.)	Melendez, single in seventh
Randy Jones	July 3, 1975 vs. Cincinnati	2-1	Plummer, double in eighth
Eric Rasmussen	September 28, 1979 at San Francisco	2-0	Evans, single in second
Juan Eichelberger	June 2, 1982 at Chicago (NL)	3-1	Thompson, infield single in second
Dave Dravecky	July 30, 1984 vs. Los Angeles	12-0	Russell, double in seventh
Mark Thurmond	April 30, 1986 vs. St. Louis	5-0	McGee, single in seventh
Jimmy Jones	Sept. 21, 1986 at Houston	5-0	Knepper, triple in third
Andy Hawkins	April 24, 1988 vs. Houston	3-0	Doran, single in seventh
Bruce Hurst	April 10, 1989 vs. Atlanta	5-2	L. Smith, homer in third
Greg Harris, Craig Lefferts	July 14, 1991 at New York (NL)	2-1	Sasser, double in eighth
Bruce Hurst	May 18, 1992 vs. New York (NL)	3-0	Walker, infield single in sixth
Andy Benes, Gene Harris	July 7, 1993 at New York (NL)	2-0	Kent, infield single in second
Andy Benes	July 3, 1994 vs. New York (NL)	7-0	Brogna, double in eighth
Hitchcock, Hoffman	April 5, 1997 Philadelphia	4-1	Brogna, double in eighth
Kevin Brown	August 16, 1998 vs. Milwaukee (Game 1)	4-0	Burnitz, single in seventh
Chris Young, Cia Meredith	September 22, 2006 vs. Pittsburgh	6-2	Randa, homer in ninth
Chad Gaudin, Heath Bell	June 28, 2009 at Texas	2-0	Young, single in first
Mat Latos, Greg Burke, Mike Ekstrom	July 29, 2009 at Cincinnati	7-1	Hairston Jr., homer in fourth
Clayton Richard, Mike Adams, Luke Gregerson	September 30, 2009 vs. Los Angeles (NL)	5-0	Kemp, single in first
Mat Latos	May 13, 2010 at San Francisco	1-0	Whiteside infield single in sixth
Cory Luebke, Ernesto Frieri	September 19, 2011 at Colorado	8-2	Ellis homer in sixth
Edinson Volquez	July 19, 2012 vs. Houston	1-0	Downs infield single in fourth
Andrew Cashner	September 16, 2013 at Pittsburgh	2-0	Tabata single to lead off seventh
Andrew Cashner	April 11, 2014 vs. Detroit	6-0	Davis single to center in sixth

HISTORY & RECORDS

HOME RUN HISTORY

INSIDE-THE-PARK HOMERS BY PADRES (20)

PLAYER	DATE/OPPONENT
Dave W. Roberts	Sept. 29, 1973 vs. Los Angeles
Derrel Thomas	June 14, 1974 at Montreal
Luis Salazar	July 8, 1982 at Philadelphia
Gene Richards	July 10, 1982 at New York (NL)
Gene Richards	Sept. 26, 1982 at Atlanta
Carmelo Martinez	Sept. 2, 1984 at New York (NL)
Garry Templeton	Sept. 17, 1987 vs. Atlanta
John Kruk	Sept. 24, 1987 at Cincinnati
Tony Gwynn	July 29, 1988 vs. Cincinnati
Bip Roberts	April 28, 1990 vs. Pittsburgh
Jack Howell	August 16, 1991 vs. Atlanta
Tony Gwynn*	June 26, 1997 at Los Angeles (NL)
Bret Boone	May 11, 2000 at Cincinnati
Ruben Rivera	July 18, 2000 vs. Anaheim
Sean Burroughs	May 16, 2003 vs. Atlanta
Kyle Blanks	August 18, 2009 vs. Chicago (NL)
Tony Gwynn	June 13, 2010 vs. Seattle
Tony Gwynn	July 17, 2010 vs. Arizona
Chris Denorfia	August 5, 2010 at Los Angeles (NL)
Everth Cabrera	June 8, 2012 at Milwaukee

*Grand Slam

PADRES PITCHERS CAREER HOME RUN LEADERS

RK	PLAYERS	HOME RUNS
1.	Tim Lollar	8
2.	Mike Corkins	5
3.	Andy Benes	4
	Eric Show	4
	Joey Hamilton	4

ALL-TIME PADRES GRAND SLAM LEADERS

RK	PLAYERS	GRAND SLAMS
1.	Phil Nevin	7
2.	Nate Colbert	5
3.	Steve Finley	4
	Adrian Gonzalez	4
5.	11 tied with	3

INSIDE-THE-PARK HOMERS AGAINST PADRES (32)

PLAYER	DATE/OPPONENT
Denny Doyle	July 18, 1970 vs. Philadelphia
Cesar Geronimo	July 2, 1972 vs. Cincinnati
Joe Morgan	May 18, 1973 at Cincinnati
Pete Rose	June 29, 1973 at Cincinnati
Paul Casanova	August 5, 1973 at Atlanta
Tito Fuentes	Sept. 23, 1973 at San Francisco
Mike Schmidt	April 27, 1974 vs. Philadelphia
Heity Cruz	June 18, 1976 at St. Louis
Lou Brock	June 18, 1976 at St. Louis
Bob Boone	July 10, 1976 at Philadelphia - Gm 2
Ellis Valentine	May 21, 1977 at Montreal
Pete Rose	Sept. 7, 1978 at Cincinnati
Jerry White	June 12, 1980 at Montreal
Larry Bowa	August 21, 1980 at Philadelphia
Tim Raines	May 7, 1981 at Montreal
Larry Walker	May 5, 1992 at Montreal
Ken Caminiti	May 22, 1993 vs. Houston
Mitch Webster	June 21, 1994 vs. Los Angeles
Reggie Sanders	April 29, 1995 vs. Cincinnati
Ron Gant*	April 20, 1997 vs. St. Louis
Kenny Lofton	May 27, 1997 vs. Atlanta
Barry Bonds	Sept. 21, 1997 vs. San Francisco
Mike Lansing	Sept. 6, 1998 at Colorado
Jimmy Rollins	August 4, 2004 vs. Philadelphia
Dustan Mohr	July 10, 2005 at Colorado
Kelly Stinnett	August 29, 2005 vs. Arizona
Kazuo Matsui	April 20, 2006 vs. New York (NL)
Garrett Atkins	September 23, 2007 vs. Colorado
Stephen Drew	April 5, 2010 at Arizona
Shane Victorino	April 24, 2011 vs. Philadelphia
Justin Upton	August 25, 2012 at Arizona
Kurt Suzuki	May 20, 2014 vs. Minnesota

*During Padres Paradise Series in Honolulu, HI

LONGEST HOME RUNS AT PETCO PARK

PLAYER	TEAM	DISTANCE	DATE
1. Adrian Gonzalez	San Diego	458'	April 26, 2009
Matt Kemp	San Diego	458'	June 3, 2016
3. Yasiel Puig	Los Angeles-NL	457'	September 21, 2013
4. Andruw Jones	Atlanta	453'	July 15, 2006
Russell Branyan	San Diego	453'	September 24, 2006
Chris Davis	Baltimore	453'	August 7, 2013
7. Mark Reynolds	Arizona	451'	August 30, 2007
Melvin Upton Jr.	San Diego	451'	June 28, 2016
Patrick Kivlehan	San Diego	451'	August 20, 2016
10. Adam LaRoche	Pittsburgh	446'	September 28, 2008
Mark Reynolds	Arizona	446'	August 26, 2010
12. Wil Myers	San Diego	445'	April 28, 2015
Matt Holliday	St. Louis	445'	August 22, 2009
Cameron Maybin	San Diego	445'	April 5, 2012
Logan Forsythe	San Diego	445'	June 10, 2013
Nelson Cruz	Seattle	445'	June 2, 2016



HISTORY & RECORDS

ALL-TIME SINGLE-SEASON RECORDS

CLUB GENERAL

WINS AND LOSSES

BEST OVERALL RECORD.....	98-64, 1998
BEST HOME RECORD.....	54-27, 1998
BEST ROAD RECORD.....	46-35, 1996

MOST HOME WINS.....	54, 1998	FEWEST HOME WINS (min 81 games).....	28, 1969
MOST ROAD WINS.....	46, 1996	FEWEST ROAD WINS (min 81 games).....	24, 1969 & 1974
MOST HOME LOSSES.....	54, 1972	FEWEST HOME LOSSES (min 81 games).....	27, 1998
MOST ROAD LOSSES.....	57, 1969 & 1974	FEWEST ROAD LOSSES (min 81 games).....	35, 1996

WINS VS. ONE CLUB.....	14, 2x, last vs. San Francisco, 2007
HOME WINS VS. ONE CLUB.....	8, 8x, last vs. Arizona, 2013
ROAD WINS VS. ONE CLUB.....	7, 10x, last at Arizona, 2012
LOSSES VS. ONE CLUB.....	17, vs. Atlanta, 1974
HOME LOSSES VS. ONE CLUB.....	9, 2x, vs. LA, 1971 and vs. Atlanta, 1974
AWAY LOSSES VS. ONE CLUB.....	9, 2x, at Atlanta, 1980 and at Arizona, 2002
MOST WINS IN A MONTH.....	22 in May, 2005
MOST LOSSES IN A MONTH.....	23 in May, 2003

SHUTOUTS

MOST PLAYED.....	34, 2x, 1972 & 1976
MOST WON.....	20, 2x, 2007 & 2010
MOST LOST.....	23, 2x, 1969 & 1976
MOST WON, HOME.....	14, 2007
MOST WON, AWAY.....	13, 1985
MOST LOST, HOME.....	13, 2001
MOST LOST, AWAY.....	15, 1969
MOST WINS BY SHUTOUT vs. ONE TEAM.....	5, 2x, vs. Houston, 1984 and vs. Los Angeles-NL, 2002
MOST LOSSES BY SHUTOUT vs. ONE TEAM.....	5, 8x, last by San Francisco, 2015

SEASON SERIES

SEASON SWEEP BY PADRES.....	5x, last vs. Florida (7-0), 2011
SEASON SWEEP BY OPPOSITION.....	14x, last at Tampa Bay, 2016
SWEEPS BY PADRES AT SAN DIEGO.....	47x, last vs. San Francisco (3-0), 2016
SWEEPS BY OPPOSITION AT SAN DIEGO.....	44x, last vs. Los Angeles (0-3), San Francisco (0-3), Baltimore (0-2) and Chicago (0-3), 2016
SWEEPS BY PADRES ON ROAD.....	18x, last at San Francisco (3-0), 2016
SWEEPS BY OPPOSITION ON ROAD.....	57x, last at Arizona (0-3), 2016

ONE-RUN GAMES

MOST PLAYED.....	65, 1980	FEWEST WON (non-strike seasons).....	16, 2008
MOST WON.....	34, 1978 & 1984	FEWEST LOST.....	15, 2001, '04
MOST LOST.....	37, 1970	FEWEST WON, HOME.....	9, 2011
MOST WON, HOME.....	25, 2014	FEWEST WON, ROAD.....	3, 2008
MOST WON, ROAD.....	15, 1978 & 1984	FEWEST LOST, HOME.....	3, 1974
MOST LOST, HOME.....	20, 1972	FEWEST LOST, ROAD.....	7, 1997
MOST LOST, ROAD.....	22, 1970, '79 & '93		

EXTRA-INNING GAMES

MOST.....	24, 1996 & 2000
MOST WON.....	13, 1996
MOST LOST.....	14, 1972, 1992

DOUBLEHEADERS

MOST WON.....	5, 1977
MOST LOST.....	8, 1969
BEST RECORD.....	5-1-2, 1977

1-0 GAMES

MOST WON.....	6, 2x, 1985 & 2010
MOST LOST.....	6, 2011

VS. RIGHTHANDERS

MOST WON.....	71, 2006
MOST LOST.....	93, 1969

VS. LEFTHANDERS

MOST WON.....	32, 1990 & 1992
MOST LOST.....	37, 2008

MOST GAMES WON, STARTERS.....	68, 1988, 1989
-------------------------------	----------------

MOST GAMES LOST, STARTERS.....	89, 1969
--------------------------------	----------

MOST GAMES WON, RELIEVERS.....	32, 1977
--------------------------------	----------

MOST GAMES LOST, RELIEVERS.....	35, 2002
---------------------------------	----------

PLAYERS USED

SEASON, MOST.....	59, 2002 and 2008
SEASON, FEWEST.....	31, 1984

PITCHERS USED

SEASON, MOST.....	37, 2002#
SEASON, FEWEST.....	12, 1973

* Major League Record
National League Record

+ Ties Major League Record

HISTORY & RECORDS

ALL-TIME SINGLE-SEASON RECORDS (CONT.)

CLUB BATTING

BATTING AVERAGE:	HIGHEST — .273 in 2004	LOWEST — .225 in 1969
AT-BATS:	MOST — 5,655 in 1996	FEWEST — 5,294 in 2014
RUNS SCORED:	MOST — 795 in 1997	FEWEST — 468 in 1969
HITS:	MOST — 1,521 in 2004	FEWEST — 1,199 in 2014
SINGLES:	MOST — 1,105 in 1980	FEWEST — 815 in 2016
DOUBLES:	MOST — 322 in 2007	FEWEST — 180 in 1969
TRIPLES:	MOST — 53 in 1979	FEWEST — 16 in 1997
HOME RUNS:	MOST — 177 in 2016	FEWEST — 64 in 1976
AT HOME:	MOST — 87 in 1992, '93	FEWEST — 29 in 1980
ON THE ROAD:	MOST — 104 in 1970	FEWEST — 34 in 1976
GRAND SLAMS:	MOST — 10 in 2001	FEWEST — 0 in 1973, '79, '82, '87
RUNS BATTED IN:	MOST — 761 in 1997	FEWEST — 431 in 1969
EXTRA-BASE HITS:	MOST — 524 in 2007	FEWEST — 305 in 1980
TOTAL BASES:	MOST — 2,322 in 2006	FEWEST — 1,764 in 1969
SLUGGING PERCENTAGE:	HIGHEST — .416 in 2006	LOWEST — .329 in 1969
PINCH HITS:	MOST — 74 in 1986	FEWEST — 35 in 1985, '88
PINCH-HIT GAME-WINNING RBI:	MOST — 9 in 2013	
PINCH-HIT AVERAGE:	HIGHEST — .276 in 1978	LOWEST — .161 in 2011
PINCH-HIT HOME RUNS:	MOST — 11 in 2014	FEWEST — 1 in 1979, '87
STOLEN BASES:	MOST — 239 in 1980	FEWEST — 36 in 2008
CAUGHT STEALING:	MOST — 91 in 1987	FEWEST — 17 in 2008
HOME RUNS vs. ONE NL CLUB:	MOST — 28 vs. ARI, '07 & '10	FEWEST — 0 vs. PIT, 2014
STRIKEOUTS:	MOST — 1,500 in 2016	FEWEST — 716 in 1976
BASE ON BALLS:	MOST — 678 in 2001	FEWEST — 401 in 1973
LEFT ON BASE:	MOST — 1,239 in 1980	FEWEST — 965 in 2016
HIT BY PITCH:	MOST — 59 in 1993	FEWEST — 9 in 1989
SACRIFICE HITS:	MOST — 133 in 1975	FEWEST — 29 in 2001
SACRIFICE FLIES:	MOST — 66 in 2004	FEWEST — 19 in 1971
GROUNDED INTO DOUBLE PLAYS:	MOST — 146 in 1996	FEWEST — 81 in 1978
SHUTOUTS:	MOST — 23 in 1969 & '76	FEWEST — 3 in 2004

CLUB PITCHING

EARNED RUN AVERAGE:	LOWEST — 3.22 in 1971	HIGHEST — 4.98 in 1997
COMPLETE GAMES:	MOST — 47 in 1971, '76	FEWEST — 0 in 2011
STRIKEOUTS:	MOST — 1,393 in 2015	FEWEST — 652 in 1976
BASE ON BALLS:	MOST — 715 in 1974	FEWEST — 422 in 2004
HITS:	MOST — 1,581 in 1997	FEWEST — 1,300 in 2014
RUNS ALLOWED:	MOST — 891 in 1997	FEWEST — 577 in 2014
SAVES:	MOST — 59 in 1998	FEWEST — 18 in 1976
WILD PITCHES:	MOST — 73 in 1999	FEWEST — 23 in 1985
BALKS:	MOST — 25 in 1977	FEWEST — 2 in 2004 & 2013
HIT BATSMEN:	MOST — 68 in 2000	FEWEST — 12 in 1978, '80
HOME RUNS ALLOWED:	MOST — 219 in 2001	FEWEST — 74 in 1978
HOME RUNS ALLOWED vs. ONE NL CLUB:	MOST — 37 by COL, 2001	FEWEST — 1, several times
SHUTOUTS:	MOST — 20 in 2007, '10	FEWEST — 2 in 1997

CLUB FIELDING

FIELDING PERCENTAGE:	HIGHEST — .988 in 2010	LOWEST — .971 in 1975, '77
ERRORS:	FEWEST — 72 in 2010	MOST — 189 in 1977
DOUBLE PLAYS:	MOST — 171 in 1978	FEWEST — 97 in 2012*
PUTOUTS:	MOST — 4,467 in 1996	FEWEST — 4,263 in 1999
ASSISTS:	MOST — 2,012 in 1980	FEWEST — 1,529 in 2005
TOTAL CHANCES:	MOST — 6,543 in 1980	FEWEST — 5,977 in 2014
PASSED BALLS:	MOST — 22 in 1987	FEWEST — 2 in 1992

MOST CONSECUTIVE ERRORLESS GAMES.....	11, 2x, August 17-28, 2010 and April 14-26, 2013
MOST CONSECUTIVE ERRORLESS GAMES TO BEGIN A SEASON.....	5, April 5-9, 1988
MOST CONSECUTIVE ERRORLESS INNINGS.....	108, August 16-29, 2010
MOST ERRORLESS GAMES.....	107, 2010

***All club records are only in seasons with at least 162 games played



ALL-TIME SINGLE-SEASON RECORDS (CONT.)

INDIVIDUAL BATTING

BATTING AVERAGE394, Tony Gwynn, 1994
SLUGGING PERCENTAGE621, Ken Caminiti, 1996
GAMES PLAYED	162, Dave Winfield, 1980; Steve Garvey, 1985; Joe Carter, 1990; Adrian Gonzalez, 2008
RUNS SCORED	126, Steve Finley, 1996
HITS	220, Tony Gwynn, 1997
TOTAL BASES	348, Steve Finley, 1996
SINGLES	177, Tony Gwynn, 1984
DOUBLES	49, Tony Gwynn, 1997
TRIPLES	13, Tony Gwynn, 1987 & Dave Roberts, 2006
HOME RUNS	50, Greg Vaughn, 1998
MOST GAMES HITTING HOME RUNS FROM BOTH SIDES OF PLATE	4, Ken Caminiti, 1996
RUNS BATTED IN	130, Ken Caminiti, 1996
GRAND SLAMS	4, Phil Nevin, 2001
GAME-WINNING RBI	21, Gary Sheffield, 1992
PINCH-HIT AVERAGE (Minimum 20 at bats)478, Terry Kennedy, 1986
MOST PINCH HITS	21, Merv Rettenmund, 1977
STOLEN BASES	70, Alan Wiggins, 1984
STRIKEOUTS, MOST	160, Mike Cameron, 2007
STRIKEOUTS, FEWEST (Minimum 502 Plate App.)	15, Tony Gwynn, 1995
BASE ON BALLS	132, Jack Clark, 1989
INTENTIONAL WALKS	35, Adrian Gonzalez, 2010
SACRIFICE HITS	28, Ozzie Smith, 1978
SACRIFICE FLIES	16, Mark Loretta, 2004
HIT BY PITCH	17, Carlos Quentin, 2012
GROUNDING INTO DOUBLE PLAYS, MOST	25, Steve Garvey, 1984 & 1985 & Kevin Kouzmanoff, 2009
GROUNDING INTO DOUBLE PLAYS, FEWEST (Minimum 502 Plate App.)	2, Alan Wiggins, 1984

INDIVIDUAL PITCHING

APPEARANCES, MOST	83, Craig Lefferts, 1986
COMPLETE GAMES	25, Randy Jones, 1976
STARTS	40, Randy Jones, 1976
GAMES FINISHED	69, Rollie Fingers, 1977
SHUTOUTS	6, Fred Norman, 1972 & Randy Jones, 1975
VICTORIES, MOST	22, Randy Jones, 1976
WON-LOST PCT. (Min. 15 decisions)778, Gaylord Perry, 1978 (21-6) & Dennis Rasmussen, 1988 (14-4)
LOSSES	22, Randy Jones, 1974
INNINGS PITCHED	315.1, Randy Jones, 1976
RUNS ALLOWED	137, Bobby J. Jones, 2001
EARNED RUNS ALLOWED	117, Bill Greif, 1974 & Matt Clement, 2000
HITS	274, Randy Jones, 1976
BASE ON BALLS	125, Matt Clement, 2000
STRIKEOUTS	257, Kevin Brown, 1998
STRIKEOUTS/9 INNINGS (Min. 162 IP)	9.87, Andy Benes, 1994
LOWEST ERA (Min. 162 IP)	2.10, Dave Roberts, 1971
HOME RUNS ALLOWED	37, Kevin Jarvis & Bobby J. Jones, 2001
SAVES	53, Trevor Hoffman, 1998
HIT BATSMEN	16, Matt Clement, 2000
WILD PITCHES	23, Matt Clement, 2000
BALKS	6, Tom Griffin & Bob Shirley, 1977

MISCELLANEOUS RECORDS

YOUNGEST PADRE	Brian Greer, at Los Angeles-NL, September 13, 1977 (18 years, 122 days)
OLDEST PADRE	Jesse Orosco, vs. Arizona, July 20, 2003 (46 years, 90 days)

INDIVIDUAL FIELDING

BEST FIELDING PERCENTAGE (min. 2/3 of team games played)	1.000, Steve Garvey, 1984
FIRST BASEMAN	1.000, David Eckstein, 2010
SECOND BASEMAN984, Khalil Greene, 2007
SHORTSTOP990, Kevin Kouzmanoff, 2009
THIRD BASEMAN	1.000, Eric Owens, 2000, Dave Roberts, 2006 & Will Venable, 2014
OUTFIELDER998, Gene Tenace, 1979
CATCHER (min. 1/2 of team games played)	1.000, 23 times, last by Ian Kennedy, 2014
PITCHER (min. 1.0 IP per team game)	

HISTORY & RECORDS

ALL-TIME SINGLE-GAME RECORDS

CLUB GENERAL

PLAYERS USED

PADRES (9-Inning Game)	24, at San Francisco, September 26, 1997
PADRES (Extra Innings)	26, vs. Florida, Sept. 9, 1997 (13 innings)
BOTH TEAMS	50, at Los Angeles, September 13, 1982 (16 innings)

LONGEST GAME, INNINGS

HOME	22, vs. Colorado, April 17, 2008
ROAD	21, at Montreal, May 21, 1977

LONGEST GAME TIME, 9 INNINGS

HOME	4:04 vs. Pittsburgh, June 2, 2014
ROAD	4:18 at Philadelphia, May 30, 1986

SHORTEST GAME TIME, 9 INNINGS

HOME	1:29, vs. Philadelphia, May 4, 1977
ROAD	1:36, at Philadelphia, July 11, 1976

LONGEST GAME TIME, EXTRA INNINGS

HOME	6:17, vs. Houston, August 15, 1980 (20 innings)
ROAD	5:33, at Montreal, May 21, 1977 (21 innings)

SHORTEST GAME TIME, EXTRA INNINGS

HOME	2:00, vs. St. Louis (10 innings), May 19, 1975
ROAD	2:17, at Atlanta (10 innings), July 25, 1974

LARGEST MARGINS OF VICTORY, DEFEAT

MARGIN OF VICTORY	16, vs. Florida, August 23, 2002 (18-2)
MARGIN OF DEFEAT	19, at Chicago (NL), May 13, 1969 (19-0) vs. Los Angeles, June 28, 1969 (19-0) and at Colorado, September 20, 2005 (20-1)

LARGEST SHUTOUTS

VICTORY	13-0, vs. Cincinnati, August 11, 1991
LOSS	19-0, at Chicago (NL), May 13, 1969 and vs. Los Angeles, June 28, 1969

CLUB BATTING

AT-BATS IN NINE-INNING GAME	48, at Atlanta, August 12, 2003 and at Milwaukee, August 11, 2009
-----------------------------	-------------------------------------------------------------------

AT-BATS IN EXTRA-INNING GAME	75, vs. Houston, September 24, 1971 (21 innings) (1st game)
------------------------------	-------------------------------------------------------------

RUNS SCORED IN NINE-INNING GAME	20, at Florida, July 27, 1996 and at Montreal, May 19, 2001
---------------------------------	-------------------------------------------------------------

RUNS SCORED IN EXTRA-INNING GAME	17, at San Francisco, May 23, 1970 (15 inn.)
----------------------------------	----------------------------------------------

RUNS SCORED IN A LOSS	14, at St. Louis, August 29, 2001 (14-16)
-----------------------	-------------------------------------------

MOST RUNS, BOTH TEAMS IN NINE-INNING GAME	32, San Diego 20, at Florida 12, July 27, 1996
-------------------------------------------	------------------------------------------------

MOST RUNS, BOTH TEAMS IN EXTRA-INNING GAME	33, San Diego 17, at San Francisco 16, May 23, 1970 (15 inn.)
--------------------------------------------	---------------------------------------------------------------

HITS IN NINE-INNING GAME	24, vs. San Francisco, April 19, 1982 and at Atlanta, August 12, 2003
--------------------------	-----------------------------------------------------------------------

HITS IN EXTRA-INNING GAME	21, vs. Houston, July 5, 1969 and at San Francisco, May 23, 1970
---------------------------	------------------------------------------------------------------

MOST HITS, BOTH TEAMS IN NINE-INNING GAME	36, three times, last San Diego 20, vs. Seattle 16, June 2, 2016
-------------------------------------------	------------------------------------------------------------------

MOST HITS, BOTH TEAMS IN EXTRA-INNING GAME	44, San Diego 21, at San Francisco 23, May 23, 1970 (15 inn.)
--------------------------------------------	---------------------------------------------------------------

SINGLES	18, five times, last at Milwaukee, May 11, 2011
---------	-------------------------------------------------

DOUBLES	9, at Cincinnati, August 12, 2007
---------	-----------------------------------

TRIPLES	4, twice, at Pittsburgh, June 2, 1970 and at St. Louis, May 5, 1978
---------	---------------------------------------------------------------------

HOME RUNS IN NINE-INNING GAME	6, at Cincinnati, July 17, 1998
-------------------------------	---------------------------------

HOME RUNS IN EXTRA-INNING GAME	5, four times, last vs. Cincinnati, May 25, 2008 (18 innings)
--------------------------------	---------------------------------------------------------------

EXTRA-BASE HITS	12, at Cincinnati, August 12, 2007
-----------------	------------------------------------

TOTAL BASES

PADRES	39, three times, last vs. Cincinnati, May 25, 2008 (18 inn.)
--------	--------------------------------------------------------------

OPPONENTS	49, at Chicago-NL, May 17, 1977
-----------	---------------------------------

RUNS BATTED IN

PADRES	20, at Florida, July 27, 1996
--------	-------------------------------

OPPONENTS	22, at Chicago-NL, May 17, 1977
-----------	---------------------------------

BASE ON BALLS IN NINE-INNING GAME	12, four times, last at San Francisco, May 11, 2010
-----------------------------------	-----------------------------------------------------

BASE ON BALLS IN EXTRA-INNING GAME	14, vs. Pittsburgh, August 25, 1979 (19 inn.)
------------------------------------	-----------------------------------------------

INTENTIONAL BASE ON BALLS IN NINE-INNING GAME	4, three times, last vs. Montreal, August 18, 1988
-----------------------------------------------	----------------------------------------------------

INTENTIONAL BASE ON BALLS IN EXTRA-INNING GAME	6, vs. Pittsburgh, August 25, 1979 (19 inn.)
------------------------------------------------	----------------------------------------------

STRIKEOUTS IN NINE-INNING GAME	19, at New York-NL, April 22, 1970
--------------------------------	------------------------------------

STRIKEOUTS IN EXTRA-INNING GAME	20, vs. San Francisco, June 19, 2001 (15 inn.)
---------------------------------	------------------------------------------------

STOLEN BASES

PADRES	9, vs. Colorado, June 28, 1999
--------	--------------------------------

OPPONENTS	10, at Florida, May 18, 2000
-----------	------------------------------

MOST LEFT ON BASE

PADRES IN NINE-INNING GAME	17, vs. Atlanta, May 24, 1977
----------------------------	-------------------------------

OPPONENTS IN NINE-INNING GAME	18, vs. Seattle, June 27, 2008
-------------------------------	--------------------------------

PADRES IN EXTRA INNINGS	26, vs. Pittsburgh, August 25, 1979 (19 inn.)
-------------------------	-----------------------------------------------

OPPONENTS IN EXTRA INNINGS	23, at Montreal, May 21, 1977 (21 inn.)
----------------------------	-----------------------------------------

FEWEST LEFT ON BASE

PADRES	0, 12 times, last vs. New York-NL, August 12, 2016
--------	----------------------------------------------------

OPPONENTS	0, six times, last at Pittsburgh, September 16 & 18, 2013
-----------	-----------------------------------------------------------

PINCH-HITTERS USED	8, vs. San Francisco, September 18, 1986
--------------------	------------------------------------------

GROUNDED INTO DOUBLE PLAYS IN NINE-INNING GAME	5, at Houston, July 23, 1999
------------------------------------------------	------------------------------

GROUNDED INTO DOUBLE PLAYS IN EXTRA-INNING GAME	6, at Colorado, June 5, 1997 (11 inn.)
-------------------------------------------------	----------------------------------------



HISTORY & RECORDS

ALL-TIME SINGLE-GAME RECORDS (CONT.)

CLUB PITCHING

HITS ALLOWED IN NINE-INNING GAME	24, at Chicago-NL, May 17, 1977
HITS ALLOWED IN EXTRA-INNING GAME	25, at Montreal, May 21, 1977 (21 inn.)
RUNS ALLOWED	23, at Chicago-NL, May 17, 1977
EARNED RUNS ALLOWED	20, at Chicago-NL, May 17, 1977
SINGLES ALLOWED IN NINE-INNING GAME	17, vs. New York-NL, August 26, 1986
SINGLES ALLOWED IN EXTRA-INNING GAME	18, vs. St. Louis, August 31, 1979 (15 inn.)
DOUBLES ALLOWED IN NINE-INNING GAME	8, at Arizona, May 7, 2015 and vs. Houston, August 6, 1970
DOUBLES ALLOWED IN EXTRA-INNING GAME	8, vs. Arizona, June 7, 2009 (18 inn.)
TRIPLES ALLOWED IN NINE-INNING GAME	4, three times, last June 25, 2015 at San Francisco
TRIPLES ALLOWED IN EXTRA-INNING GAME	4, at New York-NL, July 6, 1979 (12 inn.)
HOME RUNS ALLOWED IN NINE-INNING GAME	7, three times, last at Cincinnati, August 13, 2011
HOME RUNS ALLOWED IN EXTRA-INNING GAME	7, at Los Angeles-NL, September 18, 2006 (10 inn.)
EXTRA-BASE HITS ALLOWED IN NINE-INNING GAME	11, three times, last vs. Montreal, July 8, 1994
EXTRA-BASE HITS ALLOWED IN EXTRA-INNING GAME	13, at Los Angeles-NL, September 18, 2006 (10 inn.)
STRIKEOUTS IN A NINE-INNING GAME	18, vs. Atlanta, May 22, 2006 and at Arizona, April 25, 2007
STRIKEOUTS IN EXTRA-INNING GAME	20, vs. San Francisco, June 19, 2001 (15 inn.) at Chicago-NL, July 31, 2002 (11 inn.) vs. Colorado, April 17, 2008 (22 inn.)
WALKS ISSUED IN NINE-INNING GAME	13, three times, last at Florida, April 28, 1997
WALKS ISSUED IN EXTRA-INNING GAME	13, at Cincinnati, April 26, 2003 (10 inn.)
INTENTIONAL WALKS IN NINE-INNING GAME	4, six times, last at Cincinnati, August 11, 2007
INTENTIONAL WALKS IN EXTRA-INNING GAME	6, at New York-NL, August 26, 1980 (18 inn.)
HIT BATTERS	4, three times, last vs. San Francisco, June 5, 2002
WILD PITCHES	5, vs. Pittsburgh, April 29, 2003
BALKS	3, at Philadelphia, September 2, 1986
PITCHERS USED IN NINE-INNING GAME	8, seven times, last September 24, 2015 vs. San Francisco (three times in 2012)
PITCHERS USED IN EXTRA-INNING GAME	10, vs. Arizona, June 7, 2009 (18 inn.)

CLUB FIELDING

DOUBLE PLAYS IN NINE-INNING GAME	6, at Miami, August 28, 2016
DOUBLE PLAYS IN EXTRA-INNING GAME	6, vs. Pittsburgh, August 25, 1979 (19 inn.)
DOUBLE PLAYS TURNED BY BOTH TEAMS	8, at Colorado, May 17, 2014
TRIPLE PLAYS BY PADRES	1, eight times, last at New York-NL, June 10, 2010 (2nd game)
TRIPLE PLAYS BY OPPONENTS	1, 16 times, last vs. Philadelphia, August 7, 2016
ASSISTS IN NINE-INNING GAME	26, vs. Pittsburgh, May 22, 1969
ASSISTS IN EXTRA-INNING GAME	28, May 21, 1977, at Montreal (21 innings)
FEWEST ASSISTS	1, vs. Philadelphia, July 12, 1992 and at Washington, August 5, 2005
ERRORS IN NINE-INNING GAME	6, six times, last vs. Atlanta, June 1, 1990
ERRORS IN EXTRA-INNING GAME	6, at New York-NL, May 7, 1972

INDIVIDUAL BATTING

AT-BATS IN NINE-INNING GAME	7, twice, Mark Kotsay and Ryan Klesko at Montreal, May 19, 2001
AT-BATS IN EXTRA-INNING GAME	9, 19 times, last Adrian Gonzalez and Tadahito Iguchi vs. Cincinnati, May 25, 2008 (18 innings)
RUNS	5, Al Martin vs. Houston, April 16, 2000
HITS IN NINE-INNING GAME	6, Adrian Gonzalez (6-for-6) at Milwaukee, August 11, 2009
HITS IN EXTRA-INNING GAME	6, three times, last Tony Gwynn (6-for-7) vs. San Francisco, August 4, 1993 (12 innings)
SINGLES IN NINE-INNING GAME	5, Kevin McReynolds vs. Cincinnati, September 5, 1984 and Adrian Gonzalez at Milwaukee, August 11, 2009
SINGLES IN EXTRA-INNING GAME	5, Gene Richards vs. Montreal, July 26, 1977 (15 innings) and Bill Fahey at Houston, September 5, 1979 (10 innings)
DOUBLES	3, 38 times, last Everth Cabrera at Cleveland, April 8, 2014
TRIPLES	2, 15 times, last Nick Hundley vs. New York-NL, August 16, 2011
HOME RUNS	3, six times, Nate Colbert at Atlanta, August 1, 1972 (Game 2), Steve Finley at Cincinnati, May 19, 1997, Steve Finley at San Francisco, June 23, 1997, Ken Caminiti at Los Angeles-NL, July 12, 1998, Bret Boone June 23, 2000 at Cincinnati (10 innings), Phil Nevin vs. Colorado, October 6, 2001 Matt Kemp at Colorado, August 14, 2015
HIT FOR CYCLE	Gary Sheffield and Fred McGriff, August 6, 1992 vs. Houston in 1st and 2nd innings
BACK-TO-BACK HOME RUNS TWICE BY SAME TWO PLAYERS	August 6, 1992 vs. Houston in 1st and 2nd innings
TOTAL BASES	13, Steve Finley at San Francisco, June 23, 1997 and Ryan Klesko at St. Louis, August 29, 2001
RUNS BATTED IN	8, Nate Colbert at Atlanta, August 1, 1972 (Game 2) and Ken Caminiti vs. Colorado, September 19, 1995
SACRIFICE HITS	3, seven times, last Greg Maddux vs. Cincinnati, May 14, 2007
SACRIFICE FLIES	2, 28 times, last Adam Rosales vs. Arizona, September 20, 2016
HIT BY PITCH	2, 25 times, last Alex Dickerson at Los Angeles-NL, September 2, 2016
WALKS	5, Brian Giles at Chicago-NL, May 14, 2006
INTENTIONAL WALKS IN NINE-INNING GAME	3, Fernando Gonzalez vs. Cincinnati, August 10, 1978
INTENTIONAL WALKS IN EXTRA-INNING GAME	4, Garry Templeton at Pittsburgh, July 5, 1985 (12 inn.)
STRIKEOUTS IN NINE-INNING GAME	5, twice, Mike Cameron at Los Angeles-NL, September 12, 2007 Clay Hensley at Chicago-NL, May 14, 2006
STRIKEOUTS IN EXTRA-INNING GAME	5, four times, last Chase Headley vs. Arizona, June 7, 2009 (18 inn.)
STOLEN BASES	5, three times, Alan Wiggins vs. Montreal, May 17, 1984, Tony Gwynn at Houston, September 20, 1986 and Damian Jackson vs. Colorado, June 28, 1999
CAUGHT STEALING	2, 40 times, last Will Venable vs. Kansas City, May 6, 2014
GROUND INTO DOUBLE PLAY IN NINE-INNING GAME	3, three times, Steve Garvey vs. Atlanta, August 6, 1986 Kevin Kouzmanoff vs. Atlanta, August 5, 2009 & Yangelvis Solarte at Arizona, September 16, 2015
GROUND INTO DOUBLE PLAY IN EXTRA-INNING GAME	3, Archi Cianfrocco at Colorado, June 5, 1997 (11 inn.)

HISTORY & RECORDS

ALL-TIME SINGLE-GAME RECORDS (CONT.)

INDIVIDUAL PITCHING

HITS ALLOWED.....	14, four times, last Andy Ashby at New York-NL, August 10, 1999
SINGLES ALLOWED.....	13, three times, last Andy Ashby at New York-NL, August 10, 1999
DOUBLES ALLOWED.....	7, Danny Coombs vs. Houston, August 6, 1970
TRIPLES ALLOWED.....	3, eight times, last James Shields at San Francisco, June 25, 2015
HOME RUNS ALLOWED.....	5, Woody Williams at Houston, July 13, 2001 & Tim Stauffer at Cincinnati, August 13, 2011
RUNS ALLOWED.....	11, four times, last Tim Stauffer at Philadelphia, August 26, 2007
EARNED RUNS ALLOWED.....	11, Junior Herndon at St. Louis, August 30, 2001 & Tim Stauffer at Philadelphia, August 26, 2007
HIT BATTERS.....	3, six times, last Brian Lawrence vs. Arizona, July 14, 2005
WALKS.....	10, Clay Kirby at San Francisco, July 15, 1969
INTENTIONAL WALKS.....	4, three times, Dennis Kinney at Philadelphia, August 21, 1980 (17 inn.)
INTENTIONAL WALKS IN MORE THAN 9.0 IP.....	Randy Jones vs. Philadelphia, June 16, 1978, Mike Caldwell at Philadelphia, May 11, 1972 (12 inn.)
STRIKEOUTS.....	16, Jake Peavy vs. Atlanta, May 22, 2006 (7.0 IP) and at Arizona, April 25, 2007 (7.0 IP)
STRIKEOUTS IN MORE THAN 9.0 IP.....	15, Clay Kirby (15.0 IP) vs. Houston (Game 1), September 24, 1971 (21 inn.)
WILD PITCHES.....	4, John D'Acquisto at Montreal, May 22, 1977 and Adam Eaton vs. Pittsburgh, April 29, 2003
BALKS.....	3, Dave LaPoint at Philadelphia, September 2, 1986
INNINGS PITCHED, STARTER.....	15.0, Clay Kirby vs. Houston, September 24, 1971 (Game 1)
INNINGS PITCHED, RELIEVER.....	9.1, Dennis Kinney at Philadelphia, August 21, 1980 (17 inn.)

INDIVIDUAL FIELDING

ERRORS.....	3, 19 times, last Everth Cabrera at Los Angeles-NL, September 5, 2009
DOUBLE PLAYS:	
FIRST BASEMAN.....	5, four times, last Yangervis Solarte at Miami, August 28, 2016
SECOND BASEMAN.....	5, Roberto Pena vs. St. Louis, May 16, 1969 and Jedd Gyorko at Colorado, May 17, 2014
SHORTSTOP.....	6, Ozzie Smith vs. Pittsburgh, August 25, 1979 (19 inn.)
THIRD BASEMAN.....	3, nine times, last Chase Headley at Colorado, May 17, 2014
PUTOUTS:	
OUTFIELDER, NINE-INNING GAME.....	10, three times, Gene Richards vs. Los Angeles-NL, May 21, 1979,
	Phil Clark vs. New York-NL, May 1, 1993 and Jay Payton at New York-AL, June 11, 2004
OUTFIELDER, EXTRA-INNING GAME.....	11, twice, Dave Winfield at Montreal, May 21, 1977 (21 inn.) and
	Jon Jay vs. Los Angeles-NL, May 22, 2016 (17 inn.)
FIRST BASEMAN, NINE-INNING GAME.....	19, Willie McCovey vs. Cincinnati, July 3, 1975 and Mike Ivie vs. Houston, August 6, 1975
FIRST BASEMAN, EXTRA-INNING GAME.....	23, Derrel Thomas vs. Atlanta, June 20, 1978 (10 innings)
SECOND BASEMAN, NINE-INNING GAME.....	9, Tim Flannery at Atlanta, September 29, 1985
SECOND BASEMAN, EXTRA-INNING GAME.....	11, Tadahito Iguchi vs. Colorado, April 17, 2008 (22 inn.)
SHORTSTOP, NINE-INNING GAME.....	8, Ozzie Smith at New York-NL, July 7, 1979
SHORTSTOP, EXTRA-INNING GAME.....	7, four times, last Everth Cabrera vs. Arizona, September 16, 2009 (10 inn.)
THIRD BASEMAN, NINE-INNING GAME.....	5, seven times, last Chase Headley vs. San Francisco, April 20, 2014
THIRD BASEMAN, EXTRA-INNING GAME.....	5, Luis Salazar at Houston, August 10, 1983 (14 inn.)
CATCHER, NINE-INNING GAME.....	18, Mike Piazza vs. Atlanta, May 22, 2006
CATCHER, EXTRA-INNING GAME.....	22, Ben Davis vs. San Francisco, June 19, 2001 (15 inn.)
PITCHER, NINE-INNING GAME.....	5, twice, last Jimmy Jones vs. Houston, April 22, 1988
ASSISTS:	
OUTFIELDER, NINE-INNING GAME.....	2, many times, last Melvin Upton Jr. at Washington, August 27, 2015
OUTFIELDER, EXTRA-INNING GAME.....	3, Tony Gwynn vs. New York-NL, August 27, 1986
FIRST BASEMAN, NINE-INNING GAME.....	5, three times, last Keith Moreland at Cincinnati, September 19, 1988
FIRST BASEMAN, EXTRA-INNING GAME.....	5, twice, last Dave Magadan at Oakland, June 5, 2000 (10 inn.)
SECOND BASEMAN, NINE-INNING GAME.....	10, twice, last Fernando Gonzalez vs. Chicago-NL, June 15, 1979
SECOND BASEMAN, EXTRA-INNING GAME.....	13, Mark Loretta at Montreal, May 7, 2003 (10 inn.)
SHORTSTOP, NINE-INNING GAME.....	12, twice, last Ozzie Smith vs. San Francisco, April 12, 1980
SHORTSTOP, EXTRA-INNING GAME.....	11, Ozzie Smith vs. Montreal, September 1, 1978
THIRD BASEMAN, NINE-INNING GAME.....	9, Kevin Kouzmanoff at Milwaukee, September 4, 2008
THIRD BASEMAN, EXTRA-INNING GAME.....	9, Paul Dade vs. San Francisco, July 27, 1979 (11 inn.)
CATCHER, NINE-INNING GAME.....	6, Bill Fahey vs. St. Louis, May 15, 1980
CATCHER, EXTRA-INNING GAME.....	6, Benito Santiago at Montreal, May 15, 1989 (11 inn.)
PITCHER, NINE-INNING GAME.....	7, twice, last Andrew Cashner vs. Los Angeles-NL, July 23, 2013
PITCHER, EXTRA-INNING GAME.....	7, Randy Jones vs. San Francisco, June 24, 1975 (10 inn.)

CLUB BATTING

PLATE APPEARANCES.....	17, vs. Pittsburgh, May 31, 1994 (2nd inning)
RUNS SCORED.....	13, twice, vs. Pittsburgh, May 31, 1994 (2nd inning)
	vs. St. Louis, August 24, 1993 (1st inning)
HITS.....	10, twice, vs. Florida, August 23, 2002 (5th inning)
	at Colorado, September 12, 2004 (9th inning)
DOUBLES.....	4, four times, last at New York-NL, May 24, 2012 (3rd inning)
TRIPLES.....	3, at Pittsburgh, June 2, 1970 (5th inning)
HOME RUNS.....	4, twice, at New York-NL, May 17, 2001 (3rd inning)
	vs. Los Angeles, July 10, 1970 (9th inning)
RBI.....	13, vs. St. Louis, August 24, 1993 (1st inning)
WALKS.....	6, twice, vs. Colorado, June 26, 1999 (2nd inning)
	at Kansas City, June 28, 2002 (1st inning)
STOLEN BASES.....	5, twice, at Pittsburgh, September 11, 1995 (9th inning)
	at Arizona, October 2, 1999 (7th inning)
ERRORS.....	4, vs. Atlanta, September 15, 1977 (8th inning)



HISTORY & RECORDS

INNING RECORDS

INDIVIDUAL BATTING

HITS	2, many times, last Wil Myers vs. Colorado, April 9, 2016 (9th inning)
SINGLES	2, many times, last Alexi Amarista and Travis Jankowski, August 22, 2015 (7th inning)
DOUBLES	2, twice, Mike Ivie at San Francisco, May 30, 1977 (1st game) (7th inning) Phil Stephenson vs. Houston, June 4, 1990 (8th inning)
TRIPLES	1, many times
HOME RUNS	1, many times
RBI	5, Bret Boone at Los Angeles, June 26, 2000 (2nd inning)
STOLEN BASES	2, many times, last Travis Jankowski vs. Milwaukee, August 1, 2016 (8th inning)

INDIVIDUAL PITCHING

HITS ALLOWED	8, three times, Will Cunnane at Chicago-NL, May 16, 1997 (3rd inning) Bobby J. Jones vs. Houston, May 30, 2001 (2nd inning) Cory Mazzoni at Oakland, June 17, 2015 (8th inning)
RUNS ALLOWED	9, twice, Bobby J. Jones at St. Louis, August 29, 2001 (2nd inning) Brett Tomko at Cincinnati, August 9, 2002 (1st inning)
EARNED RUNS ALLOWED	9, Brett Tomko at Cincinnati, August 9, 2002 (1st inning)
SINGLES ALLOWED	7, four times, last Bobby J. Jones vs. Houston May 30, 2001 (2nd inning)
DOUBLES ALLOWED	4, five times, last Cory Mazzoni vs. Houston, April 28, 2015 (9th inning)
TRIPLES ALLOWED	3, twice, Juan Eichelberger at Montreal, May 16, 1981 (9th inning) Tim Scott at Chicago Cubs, May 15, 1997 (7th inning)
HOME RUNS ALLOWED	3, 11 times, last Chad Qualls, July 23, 2011, at Philadelphia (7th Inning)
WALKS ALLOWED	6, Tim Stauffer at Los Angeles-NL, August 30, 2011 (2nd inning)

DOUBLEHEADER RECORDS

CLUB GENERAL

PLAYERS USED BY PADRES, BOTH GAMES	41, at San Francisco, May 30, 1977
PLAYERS USED BY OPPONENTS, BOTH GAMES	33, at San Francisco, May 30, 1977
PLAYERS USED BY BOTH TEAMS, BOTH GAMES	74, at San Francisco, May 30, 1977
LONGEST BY INNINGS	30 innings, vs. Houston, September 24, 1971 (1st game-21 innings, 2nd game-9 innings)
LONGEST TIME, WITH EXTRA INNINGS	7:39, vs. Houston, September 24, 1971 (1st game-5:25, 2nd game-2:14)

CLUB BATTING

STRIKEOUTS, PADRES	21, at Los Angeles, July 10, 1977; 1st game-10, 2nd game-11
STRIKEOUTS, PADRES, WITH EXTRA INNINGS	23, at Houston, July 18, 1995; 1st game-18 (17 Inn.), 2nd game-5 at Montreal May 8, 1970; 1st game-11, 2nd game-12
TIMES STRIKING OUT, OPPONENTS	26, vs. New York (NL), May 29, 1971; 1st game-10, 2nd game-16
TIMES STRIKING OUT, BOTH TEAMS	43, at Houston, July 8, 1995; 1st game-31, 2nd game-12
PITCHERS USED BY PADRES	13, at San Francisco, May 30, 1977; 1st game-6, 2nd game-7
PITCHERS USED BY PADRES, EXTRA INNINGS	15, at San Francisco, June 16, 1985; 1st game-5, 2nd game-10 (13 inn.)

INDIVIDUAL BATTING

HITS	7, six times, last Tony Gwynn at St. Louis, September 29, 1999
DOUBLES	5, Mike Ivie at San Francisco, May 30, 1977
HOME RUNS	5, Nate Colbert at Atlanta, August 1, 1972
RUNS BATTED IN	13, Nate Colbert at Atlanta, August 1, 1972
EXTRA BASE HITS	5, three times, last Sixto Lezcano at Cincinnati, July 31, 1982
TOTAL BASES	22, Nate Colbert at Atlanta, August 1, 1972

INDIVIDUAL PITCHING

WON BOTH GAMES	Bob Miller vs. Houston, June 23, 1971
LOST BOTH GAMES	Mark Thurmond at San Francisco, June 16, 1985
SAVED BOTH GAMES	Fernando Rodney at Chicago-NL, May 11, 2016

BIG INNING IN THE BEGINNING

The Padres exploded for 11 runs on seven hits in the sixth inning of their 1997 season opener vs. the Mets at Qualcomm Stadium. Trailing 4-0 at the start of the frame, the Padres rode the big inning to a 12-5 victory. The 11 runs established a 20th Century National League record for most runs plated in a single inning on Opening Day. The highlight of the inning was back-to-back-to-back home runs off the bats of Chris Gomez, Rickey Henderson and Quilvio Veras to start the frame.

HISTORY & RECORDS

CONSECUTIVE RECORDS

CLUB GENERAL

GAMES WON, OVERALL	14, June 18-July 2, 1999
GAMES WON, HOME	11, May 2-31, 2005
GAMES WON, ROAD	8, April 19-May 14, 2006
GAMES WON vs. ONE CLUB, HOME	15 vs. St. Louis, April 16, 1993-August 12, 1995
GAMES WON vs. ONE CLUB, ROAD	11, at Pittsburgh, September 19, 2009-August 11, 2012
GAMES LOST, OVERALL	13, May 8-21, 1994
GAMES LOST, HOME	12, May 22-June 10, 1972
GAMES LOST, ROAD	13, April 25-May 18, 1971
GAMES LOST vs. ONE CLUB, HOME	14, Los Angeles, April 8, 1973-September 26, 1974
GAMES LOST vs. ONE CLUB, ROAD	14, at Montreal, May 4, 1993-May 24, 1995

CLUB BATTING

HITS, ONE GAME, PADRES	8, three times, last vs. Colorado, August 16, 2007
HITS, ONE GAME, OPPONENTS	8, at Atlanta, May 12, 1973
BATTERS HITTING HOME RUNS, PADRES	3, four times, last vs. New York (NL), April 1, 1997 (6th inn: Gomez, Henderson, Veras)
BATTERS REACHING BASE SAFELY, OPPONENTS	11, twice, last at St. Louis, August 6, 2007

CLUB PITCHING

SHUTOUTS, WON	4, 1984
SHUTOUTS vs. ONE CLUB	2, 20 times, last vs. Milwaukee, May 1 and 2, 2012
SCORELESS INNINGS PITCHED, PADRES	40.2, July 28 (7th inning) through August 1 (1st inning), 1984
SCORELESS INNINGS PITCHED, OPPONENTS	37.2, July 21-24, 1971
SCORELESS INNINGS vs. ONE CLUB	31.2, vs. Houston, April 22 (4th inning)-July 26 (8th inning), 1988
HITLESS INNINGS AT START OF GAME	8.2, twice, vs. Philadelphia, July 18, 1972 (Steve Arlin) at Los Angeles (NL), July 9, 2011 (five pitchers)

CLUB FIELDING

GAMES TURNING DOUBLE PLAYS, PADRES	14, twice, April 25 - May , 1998 and September 3-17, 2002
GAMES TURNING DOUBLE PLAYS, OPPONENTS	18, May 13-June 2, 1986
GAMES WITH NO ERRORS	11, twice, August 17-28, 2010 and April 14-26, 2013
INNINGS WITH NO ERRORS	108.0, August 16 (4th inning)-August 29 (2nd inning), 2010
GAMES MAKING ERRORS	18, June 5-22, 1971

INDIVIDUAL GENERAL

GAMES PLAYED	305, Steve Garvey, 1984-1986
STOLEN BASES WITHOUT BEING CAUGHT	28, Everth Cabrera, September 25, 2010 - August 25, 2012

INDIVIDUAL BATTING

HITTING STREAK	34 games, Benito Santiago, August 25-October 2, 1987
HITS WITHOUT MAKING AN OUT	8, four times, Kevin Kouzmanoff, September 9-13, 2007 Brian Giles, June 19-22, 2005 Tony Gwynn, April 22-24, 1994 Dave Winfield, July 29-31, 1979
TIMES REACHING BASE SAFELY (H, BB and HBP)	13, Brian Giles, June 19-22, 2005
GAMES HITTING HOME RUNS	6, Graig Nettles, 1984
AT BATS HITTING A HOME RUN, SAME BATTER	3, nine times, Chase Headley, August 10-11, 2012 Brian Giles, August 11-12, 2007 Scott Hairston, August 3-4, 2007 Bret Boone, June 23, 2000 Greg Vaughn, June 18-19, 1998 Steve Finley, June 29-30, 1996 Graig Nettles, twice, May 3-4, 1985, and August 16-17, 1984 Nate Colbert, April 10-11, 1971
PINCH-HITS	6, twice, Phil Clark, September 10-27, 1993 and Brett Wallace, August 23 -September 4, 2015

INDIVIDUAL PITCHING

WINNING DECISIONS, STARTER	11, three times, Kevin Brown (May 26-August 5, 1998), Andy Hawkins (1985) and LaMarr Hoyt (1985)
WINNING DECISIONS, RELIEVER	11, Butch Metzger, 1976
LOSING DECISIONS	11, Gary Ross (1969)
COMPLETE GAMES	5, twice, both Randy Jones, 1976
WINNING DECISIONS vs. ONE CLUB	11, Jake Peavy vs. Los Angeles (NL), September 22, 2004-September 25, 2008
HITLESS INNINGS, START OF GAME	8.2, Steve Arlin vs. Philadelphia, July 18, 1972
HITLESS INNINGS	13.0, Bill Laxton, July 14-August 12, 1974
SHUTOUTS	3, Randy Jones, 1980
SCORELESS INNINGS, STARTER	30.0, Randy Jones, 1980
SCORELESS INNINGS, RELIEVER	33.2, Cla Meredith, 2006
STRIKEOUTS	9, Jake Peavy, April 25, 2007
BATTERS RETIRED	28, twice, Bruce Hurst, April 10-15, 1989 and Mike Adams, March 31-April 20, 2011
BATTERS RETIRED (ONE GAME)	25, Bob Shirley vs. Houston, April 22, 1977
WALKLESS INNINGS	68.0, Randy Jones, May 17-June 22, 1976



HISTORY & RECORDS

ROOKIE BATTING RECORDS

BATTING AVERAGE

1. Benito Santiago	1987	.300
2. Juan Bonilla	1981	.290
3. Gene Richards	1977	.290
4. Josh Barfield	2006	.280
5. Kevin Kouzmanoff	2007	.275

HITS

1. Benito Santiago	1987	164
2. Bill Almon	1977	160
3. Gene Richards	1977	152
Ozzie Smith	1978	152
5. Josh Barfield	2006	151

GAMES

1. Ozzie Smith	1978	159
2. Bill Almon	1977	155
Yonder Alonso	2012	155
4. Dave Campbell	1970	154
5. Josh Barfield	2006	150
Mike Champion	1977	150

DOUBLES

1. Yonder Alonso	2012	39
2. Benito Santiago	1987	33
3. Josh Barfield	2006	32
4. Khalil Greene	2004	31
5. Kevin Kouzmanoff	2007	30

TRIPLES

1. Bill Almon	1977	11
Gene Richards	1977	11
3. Everth Cabrera	2009	8
4. Cito Gaston	1969	7
Stan Jefferson	1987	7
Jerry Morales	1972	7
Luis Salazar	1980	7

HOME RUNS

1. Jedd Gyorko	2013	23
2. Ryan Schimpf	2016	20
3. Benito Santiago	1987	18
Kevin Kouzmanoff	2007	18
5. Khalil Greene	2004	15

RUNS BATTED IN

1. Benito Santiago	1987	79
2. Kevin Kouzmanoff	2007	74
3. Carmelo Martinez	1984	66
4. Khalil Greene	2004	65
5. Jedd Gyorko	2013	63

RUNS

1. Roberto Alomar	1988	84
2. Gene Richards	1977	79
3. Ricky Gutierrez	1993	76
4. Bill Almon	1977	75
5. Josh Barfield	2006	72

AT-BATS

1. Bill Almon	1977	613
2. Ozzie Smith	1978	590
3. Dave Campbell	1970	581
4. Enzo Hernandez	1971	549
Yonder Alonso	2012	549

WALKS

1. Carmelo Martinez	1984	68
2. Yonder Alonso	2012	62
3. Gene Richards	1977	60
4. Enzo Hernandez	1971	54
5. Khalil Greene	2004	53

STRIKEOUTS

1. Jedd Gyorko	2013	123
2. Cito Gaston	1969	117
3. Dave Campbell	1970	115
4. Bill Almon	1977	114
5. Benito Santiago	1987	112

STOLEN BASES

1. Gene Richards	1977	56
2. Ozzie Smith	1978	40
3. Stan Jefferson	1987	34
4. Alan Wiggins	1982	33
5. Travis Jankowski	2016	30

ON-BASE PERCENTAGE

1. Gene Richards	1977	.363
2. Khalil Greene	2004	.349
3. Yonder Alonso	2012	.348
4. Carmelo Martinez	1984	.340
5. Juan Bonilla	1981	.337

SLUGGING PERCENTAGE

1. Benito Santiago	1987	.467
2. Kevin Kouzmanoff	2007	.457
3. Khalil Greene	2004	.446
4. Jedd Gyorko	2013	.444
5. Josh Barfield	2006	.423

Minimum 502 plate appearances for Batting Avg., On-Base Percentage and Slugging Percentage

ROOKIE PITCHING RECORDS

WINS

1. Bob Shirley	1977	12
2. Butch Metzger	1976	11
3. Matt Clement	1999	10
Eric Show	1982	10
5. Ten tied with		9

INNINGS PITCHED

1. Steve Arlin	1971	227.2
2. Clay Kirby	1969	215.2
3. Bob Shirley	1977	214.0
4. Dave Freisleben	1974	211.2
5. Al Santorini	1969	184.2

LOSSES

1. Clay Kirby	1969	20
2. Steve Arlin	1971	19
3. Bob Shirley	1977	18
4. Bill Greif	1972	16
5. Joe McIntosh	1975	15

SAVES

1. Butch Metzger	1976	16
2. Luis DeLeon	1982	15
3. Al Severinsen	1971	8
4. Dale Thayer	2012	7
5. Greg Harris	1989	6
Frank Reberger	1969	6
Kevin Quackenbush	2014	6

GAMES

1. Butch Metzger	1976	77
2. Larry Hardy	1974	76
3. Akinori Otsuka	2004	73
4. Luke Gregerson	2009	72
5. Kevin Walker	2000	70

GAMES STARTED

1. Clay Kirby	1969	35
Bob Shirley	1977	35
3. Steve Arlin	1971	34
4. Matt Clement	1999	31
Dave Freisleben	1974	31

COMPLETE GAMES

1. Steve Arlin	1971	10
2. Dave Freisleben	1974	6
Randy Jones	1973	6
4. Dan Spillner	1974	5
5. Four tied with		4

SHUTOUTS

1. Steve Arlin	1971	4
2. Eight tied with		2

WINNING PERCENTAGE

1. Butch Metzger	1976	.733
2. Eric Show	1982	.625
3. Joey Hamilton	1994	.600
4. Jimmy Jones	1987	.563
5. Luis Perdomo	2016	.474

WALKS

1. Dave Freisleben	1974	112
2. Steve Arlin	1971	103
3. Clay Kirby	1969	100
Bob Shirley	1977	100
5. Matt Clement	1999	86

STRIKEOUTS

1. Steve Arlin	1971	156
2. Cory Luebke	2011	154
3. Bob Shirley	1977	146
4. Matt Clement	1999	135
5. Dave Freisleben	1974	130

STRIKEOUTS/9 IP

1. Matt Clement	1999	6.73
2. Luis Perdomo	2016	6.44
3. Steve Arlin	1971	6.17
4. Bob Shirley	1977	6.14
5. Mike Caldwell	1972	5.61

EARNED RUN AVERAGE

1. Steve Arlin	1971	3.48
2. Dave Freisleben	1974	3.66
3. Joe McIntosh	1975	3.69
4. Bob Shirley	1977	3.70
5. Chris Welsh	1981	3.78

OPPONENT BATTING AVERAGE

1. Dave Freisleben	1974	.242
2. Steve Arlin	1971	.244
3. Clay Kirby	1969	.252
4. Bob Shirley	1977	.259
5. Dave Roberts	1970	.261

Minimum 162.0 innings pitched for Strikeouts/9 IP, ERA and Opponents Avg.

Minimum 15 decisions for Win Percentage

HISTORY & RECORDS

BATTING RECORDS BY POSITION

BATTING AVERAGE

C	Terry Kennedy	1981	.303
1B	Wally Joyner	1997	.324
2B	Mark Loretta	2004	.335
3B	Gary Sheffield	1992	.330
SS	Everth Cabrera	2013	.283
OF	Tony Gwynn	1994	.396

HITS

C	Benito Santiago	1987	164
1B	Steve Garvey	1985	184
2B	Mark Loretta	2004	208
3B	Gary Sheffield	1992	183
SS	Tony Fernandez	1992	171
OF	Tony Gwynn	1987	217

GAMES

C	Benito Santiago	1991	151
1B	Steve Garvey	1985	162
2B	Roberto Alomar	1989	157
	Alan Wiggins	1984	157
3B	Chase Headley	2012	159
SS	Ozzie Smith	1978	159
OF	Brian Giles	2004	159
	Tony Gwynn	1986	159

DOUBLES

C	Terry Kennedy	1982	40
1B	Adrian Gonzalez	2007	46
2B	Mark Loretta	2004	47
3B	Ken Caminiti	1996	37
SS	Khalil Greene	2007	44
OF	Tony Gwynn	1997	48

All records shown include only games played at each position

Current Padres in **Bold**

TRIPLES

C	Nick Hundley	2011	5
	Benito Santiago	1990	5
1B	Ryan Klesko	2001	6
	Steve Garvey	1985	6
2B	Jeff Gardner	1993	7
	Alan Wiggins	1984	7
3B	Sean Burroughs	2003	6
	Luis Salazar	1980	6
SS	Bill Almon	1977	11
OF	Dave Roberts	2006	13
	Tony Gwynn	1987	13

HOME RUNS

C	Mike Piazza	2006	20
1B	Adrian Gonzalez	2009	39
2B	Jedd Gyorko	2013	23
3B	Phil Nevin	2001	41
SS	Khalil Greene	2007	27
OF	Greg Vaughn	1998	48

RUNS BATTED IN

C	Terry Kennedy	1983	93
1B	Adrian Gonzalez	2008	119
2B	Mark Loretta	2004	76
3B	Ken Caminiti	1996	130
SS	Khalil Greene	2007	97
OF	Dave Winfield	1979	118

RUNS

C	Terry Kennedy	1982	70
1B	Ryan Klesko	2001	105
2B	Mark Loretta	2004	108
3B	Ken Caminiti	1996	109
SS	Khalil Greene	2007	89
OF	Steve Finley	1996	124

AT-BATS

C	Benito Santiago	1991	577
1B	Steve Garvey	1985	654
2B	Roberto Alomar	1989	622
3B	Kevin Kouzmanoff	2008	624
SS	Tony Fernandez	1992	622
OF	Steve Finley	1996	653

WALKS

C	Gene Tenace	1977	88
1B	Jack Clark	1989	120
2B	Quijvio Veras	1998	83
3B	Chase Headley	2012	86
SS	Ozzie Smith	1980	71
OF	Rickey Henderson	1996	121

STRIKEOUTS

C	Benito Santiago	1991	114
1B	Nate Colbert	1970	148
2B	Damian Jackson	2001	124
3B	Chase Headley	2012	155
SS	Khalil Greene	2007	128
OF	Mike Cameron	2007	160

STOLEN BASES

C	Benito Santiago	1987	21
1B	Alan Wiggins	1983	28
	Wil Myers	2016	28
2B	Alan Wiggins	1984	68
3B	Luis Salazar	1982	29
SS	Ozzie Smith	1980	57
OF	Gene Richards	1980	61

ON-BASE PERCENTAGE

C	Gene Tenace	1977	.448
1B	Jack Clark	1990	.438
2B	Mark Loretta	2004	.391
3B	Ken Caminiti	1996	.409
SS	Everth Cabrera	2013	.355
OF	Tony Gwynn	1994	.456

SLUGGING PERCENTAGE

C	Mike Piazza	2006	.514
1B	Fred McGriff	1992	.557
2B	Mark Loretta	2004	.495
3B	Ken Caminiti	1996	.623
SS	Khalil Greene	2007	.468
OF	Greg Vaughn	1998	.590

RELIEF PITCHING RECORDS

WINS

1.	Butch Metzger	1976	11
	Rollie Fingers	1980	11
3.	Goose Gossage	1984	10
	Dan Miceli	1998	10
5.	Six tied with		9

INNINGS PITCHED

1.	Rollie Fingers	1977	132.1
2.	Butch Metzger	1976	123.1
	Lance McCullers	1987	123.1
4.	Dan Spillner	1977	123.0
5.	Greg Harris	1990	117.1

LOSSES

1.	Rollie Fingers	1978	13
2.	Gary Lucas	1982	10
	Lance McCullers	1987	10
	Mark Davis	1988	10
5.	Three tied with		9

GAMES

1.	Craig Lefferts	1986	83
2.	Brad Hand	2016	82
3.	Heath Bell	2007	81
4.	Luke Gregerson	2010	80
	Cla Meredith	2007	80

WINNING PERCENTAGE

1.	Scott Linebrink	2005	.889
2.	Kevin Walker	2000	.875
	Rudy Seanez	2005	.875
4.	Mark Grant	1989	.800
5.	Two tied with778

WALKS

1.	Dan Spillner	1977	60
2.	Lance McCullers	1987	59
3.	John D'Acquisto	1979	57
4.	Lance McCullers	1988	55
5.	Butch Metzger	1976	52

STRIKEOUTS

1.	Lance McCullers	1987	126
2.	Rollie Fingers	1977	113
3.	Trevor Hoffman	1996	111
	Trevor Hoffman	1997	111
	Brad Hand	2016	111

STRIKEOUTS/9 IP

1.	Craig Kimbrel	2015	13.20
2.	Rudy Seanez	2005	12.53
3.	Jay Witasick	2001	12.34
4.	Trevor Hoffman	1997	12.28
5.	Trevor Hoffman	1996	11.35

EARNED RUN AVERAGE

1.	Cla Meredith	2006	1.07
2.	Bob Miller	1971	1.41
3.	Trevor Hoffman	1998	1.48
4.	Joaquin Benoit	2014	1.48
5.	Tim Worrell	1996	1.54

OPPONENT BATTING AVERAGE

1.	Tim Worrell	1996	.137
2.	Joaquin Benoit	2014	.151
3.	Mike Adams	2011	.155
4.	Joaquin Benoit	2015	.159
5.	Ryan Buchter	2016	.160



HISTORY & RECORDS

THE LAST TIME IT HAPPENED

WINS AND LOSSES

10 OR MORE CONSECUTIVE WINS:	10, May 15-25, 2009
MORE THAN FIVE CONSECUTIVE LOSSES:	6, August 4-9, 2015
FOUR-GAME SERIES SWEEP, HOME:	August 18-21, 2011 vs. Florida
FOUR-GAME SERIES SWEEP, ROAD:	August 16-19, 2010 at Chicago-NL

BATTING FEATS

HIT FOR THE CYCLE:	Matt Kemp at Colorado, August 14, 2015
HIT FOR THE CYCLE, OPPONENT:	Greg Colbrunn vs. Arizona, Sept. 18, 2002
INSIDE-THE-PARK HOME RUN:	Everth Cabrera at Milwaukee, June 8, 2012 (3rd inning, off Shaun Marcum)
INSIDE-THE-PARK HOME RUN, OPPONENT:	Kurt Suzuki vs. Minnesota, May 20, 2014 (8th inning, off Nick Vincent)
SWITCH-HIT HOMERS IN A GAME:	Yangervis Solarte vs. Arizona, May 27, 2016
TWO HOMERS IN A GAME:	Hunter Renfroe vs. Los Angeles-NL, September 27, 2016
THREE HOMERS IN A GAME:	Phil Nevin vs. Colorado, October 6, 2001
LEADOFF HOMER:	Melvin Upton Jr. at Los Angeles-NL, July 7, 2016 (off Hyun-Jin Ryu)
GRAND SLAM HOMER:	Hunter Renfroe vs. Los Angeles-NL, September 27, 2016 (8th inning, off Louis Coleman)
GRAND SLAM HOMER, OPPONENT:	Jeff Mathis vs. Miami, June 14, 2016 (1st inning, off Drew Pomeranz)
PINCH-HIT GRAND SLAM:	Alex Dickerson at Chicago, May 10, 2016 (8th inning, off Adam Warren)
PINCH-HIT GRAND SLAM, OPPONENT:	Chad Tracy at Arizona, September 26, 2009 (7th inning, off Luke Gregerson)
TWO GRAND SLAMS IN ONE GAME vs. PADRES:	April 28, 1997 at Florida, Moises Alou (1st inning, off Tim Worrell) and Gary Sheffield (5th inning, off Tim Scott)
GRAND SLAM BY A PITCHER:	Mike Coppins at Cincinnati, September 4, 1970 (4th inning, off Jim Merritt)
PINCH-HIT HOMER:	Alex Dickerson vs. San Francisco, September 22, 2016 (8th inning, off Derek Law)
WALK-OFF HOME RUN:	Ryan Schimpf vs. Arizona, August 19, 2016 (9th inning, off Patrick Corbin)
HOME RUN BY A PITCHER:	Drew Pomeranz at Cincinnati, June 25, 2016 (5th inning, off Brandon Finnegan)
HOME RUN BY A PITCHER, OPPONENT:	Bartolo Colon vs. New York-NL, May 7, 2016 (2nd, off James Shields)
BACK-TO-BACK HOMERS:	Ryan Schimpf and Jabari Blash at New York-NL, August 12, 2016 (3rd inning, off Logan Verrett)
BACK-TO-BACK-TO-BACK HOMERS:	Chris Gomez, Rickey Henderson, Quilvio Veras vs. New York-NL, April 1, 1997
BACK-TO-BACK-TO-BACK HOME RUNS TO START A GAME:	Marvell Wynne, Tony Gwynn and John Kruk vs. San Francisco, April 13, 1987
FOUR HOME RUNS IN THE SAME INNING:	May 17, 2001 at New York-NL (3rd inning)
HOME RUN IN A 1-0 GAME:	Ryan Schimpf at Miami, August 27, 2016 (4th inning, off Jose Urena)
HOME RUN IN A 1-0 LOSS:	Matt Downs at Houston, June 27, 2012 (3rd inning, off Clayton Richard)
THREE PLAYERS WITH FOUR OR MORE HITS:	Josh Bard, Adrian Gonzalez, Kevin Kouzmanoff at Philadelphia, August 24, 2007
FIVE HITS IN A GAME:	Jon Jay vs. Seattle, June 2, 2016
SIX HITS IN A GAME:	Adrian Gonzalez at Milwaukee, August 11, 2009
SIX RBI IN A GAME:	Ryan Schimpf at New York-NL, August 12, 2016
SEVEN RBI IN A GAME:	Hunter Renfroe vs. Los Angeles-NL, September 27, 2016
THREE-OR-MORE STEALS IN A GAME:	Travis Jankowski, 3, vs. Milwaukee, August 1, 2016
TWO HITS IN AN INNING:	Wil Myers at Colorado, April 9, 2016 (9th inning)
TWO SINGLES IN AN INNING:	Alexi Amarista and Travis Jankowski vs. St. Louis, August 22, 2015 (7th inning)
TWO DOUBLES IN AN INNING:	Phil Stephenson vs. Houston, June 4, 1990 (8th inning)
TWO TRIPLES IN AN INNING:	Never
TWO HOMERS IN AN INNING:	Never
FIVE RBI IN AN INNING:	Bret Boone at Los Angeles, June 26, 2000 (2nd inning)
FIVE STRIKEOUTS IN A GAME:	Chase Headley vs. Arizona, June 7, 2009 (18 innings)
SCORED MORE THAN 10 RUNS IN AN INNING:	11, July 29, 2007 at Houston (1st inning)
15 HITS:	June 24, 2014 at Cincinnati
16 HITS:	August 30, 2015 at Philadelphia
17 HITS:	April 20, 2015 at Colorado
18 HITS:	May 27, 2016 at Arizona
19 HITS:	June 1, 2016 vs. Seattle
20 HITS:	June 2, 2016 vs. Seattle
21 HITS:	April 27, 1995 vs. Houston
22 HITS:	August 11, 2009 at Milwaukee
23 HITS:	May 11, 2011 at Milwaukee
24 HITS:	August 12, 2003 at Atlanta
15 RUNS:	August 5, 2011 at Pittsburgh
16 RUNS:	April 9, 2016 at Colorado
17 RUNS:	April 12, 2010 vs. Atlanta
18 RUNS:	May 31, 2010 vs. New York-NL
19 RUNS:	Never
20 RUNS:	May 19, 2001 at Montreal

PITCHING FEATS

NO-HITTER:	Never
NO-HITTER, OPPONENT:	Tim Lincecum, vs. San Francisco, June 25, 2014
NO-HITTER, PETCO PARK:	Tim Lincecum - San Francisco, July 13, 2013
ONE-HITTER:	Andrew Cashner (9.0), vs. Detroit, April 11, 2014
ONE-HITTER, OPPONENT:	Madison Bumgarner at San Francisco, September 12, 2015
TWO CONSECUTIVE COMPLETE GAMES:	Brian Lawrence, August 20-25, 2004
THREE CONSECUTIVE COMPLETE GAMES:	Andy Ashby, May 25-June 4, 1988
BACK-TO-BACK SHUTOUTS:	July 2, 2014 vs. Cincinnati and July 4, 2014 vs. San Francisco
BACK-TO-BACK-TO-BACK SHUTOUTS:	April 13-15, 2008 at Los Angeles (NL) and vs. Colorado
BACK-TO-BACK COMPLETE GAMES:	Jake Peavy at Arizona, Brian Lawrence at San Francisco, May 26-27, 2005
BACK-TO-BACK COMPLETE GAME SHUTOUTS:	Sterling Hitchcock vs. Milwaukee, Kevin Brown vs. Milwaukee, August 14-16, 1998

HISTORY & RECORDS

THE LAST TIME IT HAPPENED CONTINUED

DEFENSIVE FEATS

TRIPLE PLAY:	June 10, 2010 at New York-NL, second game, (2nd)
Adrian Gonzalez at 1B, Lance Zawadzki at 2B, Chase Headley at 3B and Ruben Tejada batting...	Tejada grounded out to Headley at 3B who threw to Zawadzki at 2B for the second out who threw to Gonzalez at 1B for the third out...Padres lost the game, 3-0
TRIPLE PLAY, OPPONENT:	May 18, 2014 at Colorado (3rd)
Derek Norris at 2B, Jose Rondon at 1B and Jabari Blash batting...	Jabari Blash grounds out to 3B, who threw to 2B for the second out who threw to first base for the third out ...Padres lost the game, 6-5
COMMITTED 4 ERRORS:	August 20, 2016 vs. Arizona
COMMITTED 5 ERRORS:	May 17, 2002 vs. New York-NL
COMMITTED 6 ERRORS:	June 1, 1990 vs. Atlanta
TURNED FIVE DOUBLE PLAYS:	May 17, 2014 at Colorado
TURNED SIX DOUBLE PLAYS:	August 28, 2016 at Miami

BASE RUNNING FEATS

STRAIGHT STEAL OF HOME:	Melvin Upton Jr. vs. Colorado, June 3, 2016
STRAIGHT STEAL OF HOME, OPPONENT:	Elvis Andrus vs. Texas, September 1, 2015
STEAL OF HOME IN A DOUBLE STEAL:	Mark Sweeney at Houston, July 6, 2005
STEAL OF HOME IN A DOUBLE STEAL, OPPONENT:	Carlos Beltran vs. New York-NL, August 10, 2005
STEAL BY A PITCHER:	Edwin Jackson vs. Milwaukee, August 3, 2016
STEAL BY A PITCHER, OPPONENT:	Michael Wacha vs. St. Louis, August 23, 2015

MISCELLANEOUS

PLAYED 13 INNINGS:	June 26, 2013 vs. Philadelphia (L, 5-7)
PLAYED 14 INNINGS:	April 16, 2016 vs. Arizona (W, 5-3)
PLAYED 15 INNINGS:	August 25, 2013 vs. Chicago-NL (W, 3-2)
PLAYED 16 INNINGS:	May 16, 2009 vs. Cincinnati (W, 6-5)
PLAYED 17 INNINGS:	May 22, 2016 vs. Los Angeles-NL (L, 5-9)
PLAYED 18 INNINGS:	June 7, 2009 vs. Arizona (L, 6-9)
PLAYED 19 INNINGS:	August 25, 1979 vs. Pittsburgh (L, 3-4)
PLAYED 20 INNINGS:	August 15, 1980 vs. Houston (L, 1-3)
PLAYED 21 INNINGS:	May 21, 1977 at Montreal (W, 11-8)
PLAYED 22 INNINGS:	May 17, 2008 vs. Colorado (L, 1-2)

ALL-TIME PADRES TRIPLE PLAYS

TURNED BY PADRES (8)

DATE	OPPONENT	BATTER	INNING	PLAYERS INVOLVED
8-13-69	vs. Chicago-NL	Williams	1	J. Niekro (P) to Dean (SS)
8-1-71	vs. Atlanta	Brown	7	Mason (2B) to Colbert (1B) to Hernandez (SS)
6-4-72	vs. Chicago-NL	Hundley	9	Robles (SS) to Thomas (2B) to Colbert (1B)
4-11-78	at Atlanta	P. Niekro	2	Almon (3B) to Thomas (2B) to Richards (1B)
7-31-83	vs. Atlanta	Hubbard	4	Templeton (SS) to Flannery (2B) to Bevacqua (1B)
4-9-89	at Houston	Caminiti	8	Salazar (3B) to Alomar (2B) to Clark (1B) to Parent (C)
5-19-97	at Cincinnati	Taubensee	1	Ashby (P) to Gomez (SS) to Cianfrocco (1B)
6-10-10 (2)	at New York-NL	Tejada	2	Headley (3B) to Zawadzki (2B) to Gonzalez (1B)

TURNED BY OPPONENTS (15)

DATE	OPPONENT	BATTER	INNING	PLAYERS INVOLVED
6-13-73	at Montreal	Morales	7	Hunt (2B) to Foli (SS) to Jorgensen (1B) to Boccabella (C)
6-21-76	vs. San Francisco	McCovey	3	Evans (1B) to Speier (SS) to Evans (1B)
10-3-80	at San Francisco	Cash	4	Sularz (3B) to Pettini (SS) to Murray (1B)
8-23-82	at Pittsburgh (Game 2)	Edwards	1	Berra (SS) to Ray (2B) to Thompson (1B)
6-5-86	vs. Atlanta	McReynolds	3	Z. Smith (P) to Hubbard (2B) to Horner (1B) to Virgil (C)
4-28-91	at Philadelphia	Gwynn	1	Ready (2B) to Jordan (1B)
9-5-91	vs. St. Louis	Jerald Clark	2	Zeile (3B) to Pena (2B) to Guerrero (1B)
7-17-95	vs. Cincinnati	Gwynn	6	Larkin (SS) to Boone (2B) to Morris (1B)
5-17-02	vs. New York-NL	Gonzalez	5	Alfonzo (3B) to Alomar (2B) to Vaughn (1B)
5-6-04	at Atlanta	Robinson	8	Hessman (3B) to Garcia (2B) to LaRoche (1B)
5-5-05	at St. Louis	Hernandez	2	Pujols (1B) to Eckstein (SS) to Pujols (1B)
5-30-08	at San Francisco	Kouzmanoff	8	Castillo (3B) to Durham (2B) to Bowker (1B)
4-15-12	at Los Angeles-NL	Guzman	9	Ellis (C) to Uribe (3B) to Gordon (2B) to Loney (1B)
5-18-14	at Colorado	Quentin	3	Arenado (3B) to LeMahieu (2B) with baserunner interference
8-7-16	vs. Philadelphia	Blash	7	Franco (3B) to Hernandez (2B) to Joseph (1B)



HISTORY & RECORDS

LONGEST GAMES IN PADRES HISTORY BY INNINGS

INNINGS	DATE	OPPONENT	SCORE	TIME
22	April 17, 2008	Colorado	L, 1-2	6:16
21	September 24, 1971	Houston	L, 1-2	5:25
21	May 21, 1977	at Montreal	W, 11-8	5:33
20	August 15, 1980	Houston	L, 1-3	6:17
19	August 25, 1979	Pittsburgh	L, 3-4	6:12
18	June 7, 1972	Pittsburgh	L, 0-1	4:27
18	August 26, 1980	at New York-NL	W, 8-6	5:01
18	May 25, 2008	Cincinnati	W, 12-9	5:57
18	June 7, 2009	Arizona	L, 6-9	5:45
17	July 15, 1971	at Pittsburgh	L, 3-4	4:12
17	July 29, 1972	at Cincinnati	W, 4-3	4:11
17	August 21, 1980	at Philadelphia	L, 8-9	5:13
17	June 27, 1989	at Los Angeles-NL	W, 5-3	5:21
17	August 15, 1990	Montreal	L, 3-5	5:15
17	July 8, 1995	at Houston	L, 2-3	4:29
17	April 29, 2007	vs. Los Angeles-NL	L, 4-5	4:55
17	May 31, 2013	vs. Toronto	W, 4-3	4:58
17	May 22, 2016	vs. Los Angeles-NL	L, 5-9	5:47
16	September 13, 1982	at Los Angeles-NL	L, 3-4	5:20
16	August 10, 1988	at Atlanta	W, 5-4	4:24
16	April 24, 1992	Cincinnati	L, 6-7	5:01
16	September 8, 1992	at San Francisco	L, 5-6	5:04
16	June 22, 1996	Chicago-NL	L, 6-9	5:14
16	April 25, 1998	Pittsburgh	W, 4-3	4:31
16	August 6, 2002	Philadelphia	L, 4-5	4:51
16	May 16, 2009	Cincinnati	W, 6-5	5:14

LONGEST WINNING STREAKS

STREAK (GAMES)	DATES
14	June 18-July 2, 1999
11	June 7-19, 1998
11	April 14-27, 1982
10	July 25-August 4, 1978
10	May 15-May 25, 2009
9	April 30-May 8, 2006

LONGEST PADRES HITTING STREAKS

RK	PLAYER	GAMES	YEAR
1.	Benito Santiago	34	1987
2.	John Flaherty	27	1996
3.	Tony Gwynn	25	1983
4.	Bip Roberts	23	1994
5.	Bobby Brown	21	1983
	Steve Finley	21	1996
7.	Tony Gwynn	20	1997
8.	Tony Gwynn	19	1997
	Tony Fernandez	19	1992
10.	Eric Owens	18	1999
	Tony Gwynn	18	1988
	Chris James	18	1989
	Gary Sheffield	18	1992



THE CYCLE

On August 14, 2015 at Colorado, Matt Kemp hit for the first cycle in Padres team history, in the club's 7,444th all-time regular season game.

- He collected a home run in the first inning, a single in the third, a double in the seventh and a triple in the ninth inning.
- Prior to his cycle, he had fallen one hit shy on five separate occasions.
- It was the 309th cycle in Major League history.
- Getting the cycle with a triple in his last at-bat, he was the 51st player since full play-by-play data became available in 1974 to hit for the cycle with the triple coming as the final hit.
- Prior to his cycle, a Padre had fallen one hit shy 361 times, including 258 times missing the triple.
- The cycle was the 14th in Coors Field's 21 years of history (opened in 1995).

HISTORY & RECORDS

1984 NATIONAL LEAGUE CHAMPIONSHIP SERIES

The Padres rewrote National League history in 1984, becoming the first team in NLCS play and only the second team in Championship Series history to come back from a 2-0 deficit to win the series. The 1982 Milwaukee Brewers had also accomplished the feat in the ALCS.

The Chicago Cubs were not friendly hosts in the opening two games at Wrigley Field, knocking a total of six home runs, including five in the first game to take the contests, 13-0 and 4-2. But the Padres returned home following Game Two to a throng of thousands at San Diego/Jack Murphy Stadium, where they would play the final three games of the set. Consecutive record crowds filled the stadium as the Padres swept the trio of home games to move into San Diego's first-ever World Series.

There were plenty of heroes during the NLCS, but no star shined brighter than veteran first baseman Steve Garvey, who batted .400 (8-for-20) in the five games. It was his 4-for-5 performance in Game Four, which included a dramatic two-run home run off Cubs' ace reliever Lee Smith in the bottom of the ninth that paved the way to his second career NLCS Most Valuable Player Award. Craig Lefferts earned the win in each of the final two games of the series to lead the mound corps.

The Padres rallied from a three-run deficit in the fifth game to take a 6-3 decision and earn the right to face the American League Champion Detroit Tigers.

GAME 1

Tuesday, October 2 at Chicago

SAN DIEGO	0	0	0	0	0	0	0	0	0	-	0	6	1
Chicago	2	0	3	0	6	2	0	0	x	-	13	16	0

WP - Sutcliffe
LP - Show
SV - None

GAME 2

Wednesday, October 3 at Chicago

SAN DIEGO	0	0	0	1	0	1	0	0	0	-	2	5	0
Chicago	1	0	2	1	0	0	0	0	x	-	4	8	1

WP - Trout
LP - Thurmond
SV - Smith

GAME 3

Thursday, October 4 at San Diego

Chicago	0	1	0	0	0	0	0	0	0	-	1	5	0
SAN DIEGO	0	0	0	0	3	4	0	0	x	-	7	11	0

WP - Whitson
LP - Eckersley
SV - None

GAME 4

Saturday, October 6 at San Diego

Chicago	0	0	0	3	0	0	0	2	0	-	5	8	1
SAN DIEGO	0	0	2	0	1	0	2	0	2	-	7	11	0

WP - Lefferts
LP - Smith
SV - None

GAME 5

Sunday, October 7 at San Diego

Chicago	2	1	0	0	0	0	0	0	0	-	3	5	1
SAN DIEGO	0	0	0	0	0	2	4	0	x	-	6	8	0

WP - Lefferts
LP - Sutcliffe
SV - Gossage





HISTORY & RECORDS

1984 WORLD SERIES

In San Diego's first-ever trip to the World Series, the Padres ran head-on into the team with baseball's best overall record in 1984, the Detroit Tigers. The Tigers went wire-to-wire in first place to win the American League East. After a 31-5 start, Sparky Anderson's club finished the regular season with a 104-58 record, and then disposed of the Kansas City Royals in three consecutive games in the ALCS, while the Padres and Cubs went to the limit for the National League flag.

Both contests at San Diego's Jack Murphy Stadium were close, with the Tigers taking the opener, 3-2 and the Padres tying the series with a 5-3 win in Game Two. Kurt Bevacqua was the hero in the lone San Diego victory, going 3-for-4 with a fifth-inning, three-run home run off Dan Petry. Bevacqua, given the opportunity to play because the American League's designated hitter rule was in effect for the '84 Fall Classic, took full advantage, hitting at a .412 (7-for-17) clip with two doubles, two homers and four RBI in the series. Andy Hawkins, who allowed only one run in 12.0 innings of work in three World Series relief appearances, earned the Game Two victory, working 5.1 shutout innings of one-hit relief as the Padres overcame a 3-0 first-inning deficit.

Following the Padres Game Two victory, the scene shifted to Detroit for what turned out to be the final three games of the series. The hometown Tigers did not disappoint their faithful, riding the red-hot bat of Kirk Gibson to sweep the final three contests and win their fourth World Championship in club history.

Tigers shortstop Alan Trammell, a San Diego-native, earned MVP honors, hitting .450 (9-for-20) with a double, two home runs and six RBI.

GAME 1

Tuesday, October 9 at San Diego

Detroit 1 0 0 0 2 0 0 0 0 - 3 8 0
SAN DIEGO 2 0 0 0 0 0 0 0 0 - 2 8 1

WP - Morris
LP - Thurmond
SV - None

GAME 2

Wednesday, October 10 at San Diego

Detroit 3 0 0 0 0 0 0 0 0 - 3 7 3
SAN DIEGO 1 0 0 1 3 0 0 0 x - 5 11 0

WP - Hawkins
LP - Petry
SV - Lefferts

GAME 3

Friday, October 12 at Detroit

SAN DIEGO 0 0 1 0 0 0 1 0 0 - 2 10 0
Detroit 0 4 1 0 0 0 0 0 x - 5 7 0

WP - Wilcox
LP - Lollar
SV - Hernandez

GAME 4

Saturday, October 13 at Detroit

SAN DIEGO 0 1 0 0 0 0 0 0 1 - 2 5 2
Detroit 2 0 2 0 0 0 0 0 x - 4 7 0

WP - Morris
LP - Show
SV - None

GAME 5

Sunday, October 14 at Detroit

SAN DIEGO 0 0 1 2 0 0 0 1 0 - 4 10 1
Detroit 3 0 0 0 1 0 1 3 x - 8 11 1

WP - Lopez
LP - Hawkins
SV - Hernandez



HISTORY & RECORDS

1996 NATIONAL LEAGUE DIVISION SERIES

After winning the West on the last day of the regular season, the Padres faced the National League Central Champion Cardinals in the Division Series. St. Louis swept San Diego, outscoring the Padres by only five runs (15-10) in three close contests.

In the opener at Busch Stadium, Gary Gaetti knocked a three-run home run off Joey Hamilton with two outs in the first inning. Cardinals hurlers Todd Stottlemire, Rick Honeycutt and Dennis Eckersley made the lead stand up for the 3-1 victory. Rickey Henderson led off the sixth inning with a homer for the only Padres run. San Diego could not convert on opportunities to tie the score in the seventh and ninth innings en route to the series-opening setback.

Game Two in St. Louis was decided during a dramatic eighth inning. The Padres, who had earlier trailed 1-0 and 4-1, entered the eighth trailing by a score of 4-3. After Scott Livingstone and Henderson reached to open the inning, Tony Gwynn, batting against Honeycutt, sacrificed the runners over. A Steve Finley groundout tied the score, but the go-ahead run was stranded at third base. In the bottom of the inning, the Cardinals scored the winning run without managing a base hit. Tom Pagnozzi's slow liner off Trevor Hoffman's glove plated Brian Jordan to make the score 5-4. Eckersley saved his second consecutive game, and the Padres returned to San Diego in a 2-0 hole—the identical situation they faced a dozen years earlier before taking three in a row from the Chicago Cubs in the franchise's only National League Championship Series appearance to date.

Until the very end, Game Three resembled 1984. A sellout crowd of 53,899 fans at Jack Murphy Stadium cheered wildly as the Padres climbed back from 1-0 and 5-4 deficits.

St. Louis pushed across a run in the first inning and was threatening for more when Archi Cianfrocco gunned down Ron Gant at home plate for an inning-ending double play. The Padres took a 2-1 lead in the second inning before Ken Caminiti added an opposite-field solo home run in the third. With the Cardinals holding a 5-4 advantage after 7 1/2 innings, the San Diego third baseman put the final touch on his spectacular MVP season, drilling a Rick Honeycutt delivery over the right-centerfield wall for his third homer of the series, a game-tying shot.

Just as visions of San Diego's stirring 1984 playoff comeback were rekindled in the hearts and minds of the capacity crowd, the Cardinals' Brian Jordan took control of the game with his glove and bat, ending the Padres magical season. With two outs in the eighth and pinch-runner Luis Lopez on second base, Jody Reed lined what appeared to be a go-ahead single to right-center. But Jordan raced over and dove head-first to spear the ball and end the inning.

In the top of the 9th, Jordan broke a 5-5 tie with a crushing two-run homer to left. Eckersley came on one final time and, as Caminiti waited in the on-deck circle, retired Finley for the final out. Despite the heartbreaking loss, San Diego fans stood and cheered the Padres, who returned to the field from the clubhouse and in turn recognized the fans for keeping the faith during an unforgettable 1996 season.

GAME 1

Tuesday, October 1 at St. Louis

SAN DIEGO 0 0 0 0 1 0 0 0 - 1 8 1
St. Louis 3 0 0 0 0 0 0 x - 3 6 0

WP - Stottlemire
LP - Hamilton
SV - Eckersley

GAME 2

Thursday, October 3 at St. Louis

SAN DIEGO 0 0 0 0 1 2 0 1 0 - 4 6 0
St. Louis 0 0 1 0 3 0 0 1 x - 5 5 1

WP - Honeycutt
LP - Bochtler
SV - Eckersley

GAME 3

Saturday, October 5 at San Diego

St. Louis 1 0 0 0 3 1 0 2 - 7 13 1
SAN DIEGO 0 2 1 1 0 0 0 1 0 - 5 11 2

WP - Mathews
LP - Hoffman
SV - Eckersley





HISTORY & RECORDS

1998 NATIONAL LEAGUE DIVISION SERIES

After winning the National League West by 9.5 games with a franchise-best 98-64 record, the Padres faced the Central Division Champion Houston Astros, winners of 102 regular-season games in the Division Series. The order was tall, and the prospect of facing 6-foot-10 Astros ace Randy Johnson twice in the best-of-five series made it all the more daunting. But as they did many times throughout their 98-win season, the Padres met the challenge.

The tone was set in the series opener in Houston, an epic pitcher's duel between Padres ace Kevin Brown and Johnson. As good as Johnson was, Brown was better, fanning a Division Series-record 16 batters and allowing only two hits in 8.0 shutout innings. The game was scoreless into the sixth, when Tony Gwynn doubled and scored on a sacrifice fly by Jim Leyritz. With Brown rolling, the Padres padded their lead in the eighth on a Greg Vaughn solo home run. Houston broke through with an unearned run off Trevor Hoffman in the ninth, but when the San Diego closer induced Carl Everett to fly out to center to end the game, the Padres had their first playoff win since 1984.

Game Two was another nail biter at the Astrodome, and Houston carried a 4-2 lead into the 9th. However, with hard-throwing closer Billy Wagner on the mound and two outs, Jim Leyritz launched a long fly ball down the right-field line that somehow remained fair for an improbable game-tying two-run homer. The Astros came right back, pushing across the winning run on a Bill Spiers single in the bottom of the inning. The Padres left Houston with a split and returned home looking to close out the series.

More than 3,000 fans awaited the Padres when they returned to "The Q" (Qualcomm Stadium) from Houston near midnight after Game Two. Their enthusiasm offered a lift as well as an early indication of the support to come throughout the postseason. A crowd of 65,235 packed The Q for a critical Game Three. Bruce Bochy's gamble to send Brown back to the mound on only three days rest paid off, as the right-hander limited the Astros to one run on three hits over 6.2 innings. Jim Leyritz continued his October heroics with a tie-breaking solo home run in the seventh, and after Trevor Hoffman struck out the side in the ninth inning to preserve the 2-1 win, the Padres were one win away from the National League Championship Series.

With their backs against the wall, the Astros came back with ace Johnson in Game Four. Although he pitched another gem, again he would be outpitched. This time, Sterling Hitchcock did the honors, allowing just one run on three hits over 6.0 innings, walking none and striking out 11. The Padres got on the board first on another Leyritz homer, a solo shot to lead off the second. Leading 2-1 in the eighth, San Diego iced the series with a two-run triple by John Vander Wal and a two-run homer by Wally Joyner. Hoffman worked a 1-2-3 ninth, setting off the celebration for 64,898 fans. The Padres would move on to face the Braves in the NLCS with the 6-1 victory.

GAME 1

Tuesday, September 29 at Houston

SAN DIEGO	0	0	0	0	1	0	1	0	-	2	9	1
Houston	0	0	0	0	0	0	0	1	-	1	4	0

WP - Brown
LP - Johnson
SV - Hoffman

GAME 2

Thursday, October 1 at Houston

SAN DIEGO	0	0	0	0	2	0	0	2	-	4	8	1
Houston	1	0	2	0	0	0	1	1	-	5	11	1

WP - Wagner
LP - Miceli
SV - None

GAME 3

Saturday, October 3 at San Diego

Houston	0	0	0	0	0	1	0	0	-	1	4	0
SAN DIEGO	0	0	0	0	0	1	1	0	x	2	3	0

WP - Miceli
LP - Elarton
SV - Hoffman

GAME 4

Sunday, October 4 at San Diego

Houston	0	0	1	0	0	0	0	-	1	3	1
SAN DIEGO	0	1	0	0	1	0	4	x	6	7	1

WP - Hitchcock
LP - Johnson
SV - None



HISTORY & RECORDS

1998 NATIONAL LEAGUE CHAMPIONSHIP SERIES

The Braves had been the "Team of the '90s" in the National League, and after 106 regular season wins and a sweep of the Cubs in the Division Series they looked stronger than ever in 1998. With a starting rotation full of Cy Young Award winners and future Hall of Famers and the home-field advantage, Atlanta was given a considerable edge heading into the National League Championship Series.

The Padres had not played in the NLCS in 14 years, and their return was delayed even longer by Mother Nature as the start of the series opener at Turner Field was delayed 2:01 by rain. The game finally got started at 10:16 p.m. Not only did Game One start late, it also went long as the Padres needed a 10th-inning solo home run from Ken Caminiti to pull out a 3-2 series-opening victory. Starter Andy Ashby limited Atlanta to one run on five hits over 7.0 innings. Tony Gwynn went 2-for-5 with an RBI and Carlos Hernandez added a pair of hits.

With Kevin Brown taking the ball in Game Two, the underdog Padres were suddenly primed to take the first two games from the Braves in their home ballpark. Brown did not disappoint, continuing his postseason mastery with a complete game, three-hit shutout, fanning 11 batters. Quilvio Veras had three hits and an RBI in the victory. The Friars headed home up two games to none.

After out-pitching John Smoltz and Tom Glavine in Games One and Two, the Padres matched Sterling Hitchcock against four-time Cy Young winner Greg Maddux in Game Three. Hitchcock and four relievers combined to allow just one run on eight hits and struck out 12. Trailing, 2-1, the Braves had one last chance in the eighth with the bases loaded and two outs, but Trevor Hoffman came in from the pen to fan Javy Lopez. The Padres won again, 4-1, this time in front of 62,779 crazed fans at "The Q" (Qualcomm Stadium). San Diego moved to within one win of a trip to the World Series.

The Braves, however, refused to go down without a fight. An Andres Galaragga grand slam capped a six-run seventh, as Atlanta rallied for an 8-3 win in Game Four. The Braves then sent the series back to Atlanta with a stirring 7-6 win in Game Five. The key blow came on a three-run, eighth-inning homer by Michael Tucker off Kevin Brown. Brown had come out of the bullpen to try to protect a 4-2 lead. The long ball capped a five-run eighth, and the Braves hung on for a 7-6 win.

Back at Turner Field, Sterling Hitchcock took it upon himself to assure that the Braves would not become the first team in postseason history to overcome a three-games-to-none deficit. The eventual NLCS MVP struck out eight in 5.0 innings of two-hit, shutout ball. Locked in a scoreless duel with Tom Glavine, the Padres exploded for five runs in the sixth. Brian Boehringer, Mark Langston, Joey Hamilton and Trevor Hoffman then combined for 4.0 innings of no-hit, no-run relief, as the Padres advanced to their second World Series with a 5-0 win.

GAME 1

Wednesday, October 7 at Atlanta

SAN DIEGO 0 0 0 0 1 0 0 1 0 1 - 3 7 0
Atlanta 0 0 1 0 0 0 0 0 1 0 - 2 8 3

WP - Hoffman
LP - Lightenberg
SV - Wall

GAME 2

Thursday, October 8 at Atlanta

SAN DIEGO 0 0 0 0 0 1 0 0 2 - 3 11 0
Atlanta 0 0 0 0 0 0 0 0 0 - 0 3 1

WP - Brown
LP - Glavine
SV - None

GAME 3

Saturday, October 10 at San Diego

Atlanta 0 0 1 0 0 0 0 0 0 - 1 8 2
SAN DIEGO 0 0 0 0 2 0 0 2 x - 4 7 0

WP - Hitchcock
LP - Maddux
SV - Hoffman

GAME 4

Sunday, October 11 at San Diego

Atlanta 0 0 0 1 0 1 6 0 0 - 8 12 0
SAN DIEGO 0 0 2 0 0 1 0 0 0 - 3 8 0

WP - Martinez
LP - Hamilton
SV - None

GAME 5

Monday, October 12 at San Diego

Atlanta 0 0 0 1 0 1 0 5 0 - 7 14 1
SAN DIEGO 2 0 0 0 0 2 0 0 2 - 6 10 1

WP - Rocker
LP - Brown
SV - Maddux

GAME 6

Wednesday, October 14 at Atlanta

SAN DIEGO 0 0 0 0 0 5 0 0 0 - 5 10 0
Atlanta 0 0 0 0 0 0 0 0 0 - 0 2 1

WP - Hitchcock
LP - Glavine
SV - None





HISTORY & RECORDS

1998 WORLD SERIES

As they did in their first World Series appearance 14 years earlier, the Padres ran into a club coming off of one of the greatest seasons in Major League history when they faced the New York Yankees in the Fall Classic. In 1984, the Detroit Tigers had raced out to a 31-5 start en route to 104 regular season wins and an eventual Series victory over San Diego. This time around, the Yankees had tied an American League record with 114 regular season wins before edging out the Rangers and Indians in the AL playoffs. Although the Padres would go down in four consecutive games, they would not go down without a fight.

After falling behind 2-0 after two innings in the series opener at Yankee Stadium, the Friars stormed to a 5-2 lead on a two-run homer off the bat of Greg Vaughn in the third and back-to-back long balls by Tony Gwynn and Vaughn in the fifth. Gwynn's two-run shot, which bounced off the facade of the upper deck in right field, would be among the most memorable moments of his Hall-of-Fame career. The lead held up until the seventh inning, when New York exploded for seven runs on two swings of the bat. Chuck Knoblauch tied the game with a three-run homer. Five batters later, Tino Martinez slugged a game-winning grand slam as the Yanks went on to a 9-6 Series-opening victory.

The late-inning momentum carried into Game Two for the Bronx Bombers, who kept the Padres off the board in the top of the first when Paul O'Neill robbed Wally Joyner of extra-bases with a circus catch against the wall with two on and two out. New York then scored nine runs on 14 hits in the first five innings on the way to a 9-3 win and a commanding two games to none lead before the series shifted to the West Coast.

Although the odds were against their team, Padres fans kept the faith as they turned out in record numbers for Games Three and Four at Qualcomm Stadium. Sterling Hitchcock and David Cone matched each other pitch-for-pitch in Game Three until the sixth, when San Diego busted through in a scoreless game. An RBI single by Tony Gwynn followed by a throwing error gave the Padres a 2-0 lead. Ken Caminiti lifted a sacrifice fly two batters later, and the Padres led 3-0. But the Yankees came back again, with two in the seventh and three in the eighth on a back-breaking three-run homer off the bat of eventual World Series MVP Scott Brosius. The Padres closed to within 5-4 in the eighth and had the tying and winning runs on in the ninth before Mariano Rivera put out the fire and left the Yankees on the brink of the world championship.

In front of the largest crowd to ever see a baseball game in San Diego — 65,427 — the Padres and Yankees were locked in a scoreless tie in Game Four until the sixth, when New York broke through against Kevin Brown on an RBI groundout by Bernie Williams. Then in the eighth, the Yanks extended the lead on an RBI single by Brosius and a sac fly off the bat of Ricky Ledee. Rivera worked out of a bases-loaded jam in the eighth and shut down the Padres in the ninth as the Yankees closed out their 24th World Series Championship.

GAME 1

Saturday, October 17 at New York

SAN DIEGO 0 0 2 0 3 0 0 1 0 - 6 8 1
New York 0 2 0 0 0 0 7 0 x - 9 9 1

WP - Wells
LP - Wall
SV - Rivera

GAME 2

Sunday, October 18 at New York

SAN DIEGO 0 0 0 0 1 0 0 2 0 - 3 10 1
New York 3 3 1 0 2 0 0 0 x - 9 16 0

WP - Hernandez
LP - Ashby
SV - None

GAME 3

Tuesday, October 20 at San Diego

New York 0 0 0 0 0 0 2 3 0 - 5 9 1
SAN DIEGO 0 0 0 0 0 0 3 0 1 0 - 4 7 1

WP - Mendoza
LP - Hoffman
SV - Rivera

GAME 4

Wednesday, October 21 at San Diego

New York 0 0 0 0 0 1 0 2 0 - 3 9 0
SAN DIEGO 0 0 0 0 0 0 0 0 0 - 0 7 0

WP - Pettitte
LP - Brown
SV - Rivera



HISTORY & RECORDS

2005 NATIONAL LEAGUE DIVISION SERIES

The Padres, crowned National League West Champions with an 82-80 record, traveled to St. Louis to face the NL Central Champion Cardinals in the second postseason meeting between the two clubs, having met in the 1996 NLDS.

San Diego sent National League strikeout leader Jake Peavy to the mound in Game One while the Cardinals, owners of the best regular season record in baseball with a mark of 100-62, countered with ace Chris Carpenter. Peavy was tagged for eight runs on eight hits over 4.1 innings and was forced from the game by a fractured rib suffered earlier that would sideline him for the rest of the playoffs. The Padres rallied late, scoring three runs in the ninth to cut the lead to 8-5 before Ramon Hernandez struck out with the bases loaded to end the game.

Pedro Astacio, the starting pitcher against the San Francisco Giants when the Padres clinched the NL West title on September 28, started for the Friars in Game Two at Busch Stadium. Despite allowing just three hits, Astacio was done in by three walks, including one to Albert Pujols that plated the Cardinals second run of the contest. The Padres scored two late runs and out-hit St. Louis for a second consecutive game, but fell by a score of 6-2. Mark Mulder earned the win, while Astacio was saddled with the loss.

The Padres returned to San Diego two days later, trailing two games to none, to host the first-ever postseason game at Petco Park. St. Louis shortstop David Eckstein led off the game with a single off Woody Williams, who had spent parts of four seasons from 2001-04 with the Cardinals. Two batters later, Eckstein would score on a double by Albert Pujols. In the second inning, Eckstein added a two-run home run while Reggie Sanders connected for a two-run double to give him a NLDS-record 10 RBI for the Series and the Cardinals a 5-0 lead after two frames. To their credit, the Bruce Bochy led Friars mounted another comeback after trailing 7-0 after five innings, but Jason Isringhausen retired Ryan Klesko with two on in the ninth inning to preserve a 7-4 victory and finish the three-game sweep.

GAME 1

Tuesday, October 4 at St. Louis

SAN DIEGO 0 0 0 0 0 1 1 3 - 5 13 1
St. Louis 1 0 3 0 4 0 0 0 x - 8 10 1

WP - Carpenter
LP - Peavy
SV - None

GAME 2

Thursday, October 6 at St. Louis

SAN DIEGO 0 0 0 0 0 1 1 0 - 2 10 1
St. Louis 0 0 2 2 0 0 2 0 x - 6 6 0

WP - Mulder
LP - Astacio
SV - None


GAME 3

Saturday, October 8 at San Diego

St. Louis 1 4 0 0 2 0 0 0 - 7 13 1
SAN DIEGO 0 0 0 0 2 0 1 1 0 - 4 9 0

WP - Morris
LP - Williams
SV - Isringhausen

HISTORY & RECORDS



**DIVISION
SERIES™**
05



HISTORY & RECORDS

2006 NATIONAL LEAGUE DIVISION SERIES

San Diego won its second straight National League West Division title in 2006 and made back-to-back trips to the postseason for the first time in franchise history. The Padres finished with an identical 88-74 record as the Los Angeles Dodgers, but claimed the crown after winning the season series, 13-5.

The Friars drew the St. Louis Cardinals in the first-round of the playoffs for the second consecutive year, marking the third playoff meeting between the two clubs since 1996.

After taking two of three from the Cardinals in the final week of the regular season, the Padres sent ace Jake Peavy to the mound for Game One at Petco Park. Peavy blanked the Cards for 3.0 innings before giving up five runs over the next 2.1 frames. 2005 National League Cy Young Award winner Chris Carpenter limited San Diego to only one run as the Cardinals beat the Padres 5-1.

Following an off day, the Padres sent veteran David Wells to the mound for Game Two. Wells held St. Louis to only two runs over 5.0 innings, but was opposed by Jeff Weaver who combined with four relievers to blank San Diego 2-0 in front of a hometown crowd of 43,463.

Facing elimination, the Padres traveled to St. Louis for Game Three. Eleven-game winner Chris Young took the ball for San Diego and shut out the Cardinals for 6.2 innings at the new Busch Stadium. Russell Branyan gave the club its first lead in the series with a two-run double in the fourth inning, and all-time saves leader Trevor Hoffman pitched a perfect ninth for his first postseason save since the 1998 NLCS. The 3-1 win marked the first postseason victory for the Padres since clinching the National League Pennant in 1998.

St. Louis returned Carpenter to the mound for Game Four and he was countered by veteran Woody Williams. Both starters surrendered two runs in the first inning but Carpenter settled in to throw 6.0 scoreless frames. The Cardinals struck for four runs in the sixth as the eventual World Series Champions sent the Padres home after a 6-2 defeat.

GAME 1

Tuesday, October 3 at San Diego

St. Louis 0 0 0 3 1 1 0 0 0 - 5 12 0
SAN DIEGO 0 0 0 0 0 1 0 0 0 - 1 6 0

WP - Carpenter
LP - Peavy
SV - None

GAME 2

Thursday, October 5 at San Diego

St. Louis 0 0 0 2 0 0 0 0 0 - 2 10 0
SAN DIEGO 0 0 0 0 0 0 0 0 0 - 0 4 0

WP - Weaver
LP - Wells
SV - Wainwright

GAME 3

Saturday, October 7 at St. Louis

SAN DIEGO 0 0 0 3 0 0 0 0 0 - 3 10 0
St. Louis 0 0 0 0 0 0 0 1 0 - 1 5 2

WP - Young
LP - Suppan
SV - Hoffman

GAME 4

Sunday, October 8 at St. Louis

SAN DIEGO 2 0 0 0 0 0 0 0 0 - 2 9 1
St. Louis 2 0 0 0 0 4 0 0 x - 6 7 0

WP - Carpenter
LP - Williams
SV - None



HISTORY & RECORDS

ALL-TIME ROSTER (1969-2016)

Through the end of the 2016 season, 951 players have appeared in at least one game for the Padres.

A (37)

Abner, Shawn (1987-91)
Acosta, Ed (1971-72)
Adams, Mike (2008-11)
Adkins, Jon (2006)
Aldrete, Mike (1991)
Alexander, Manny (2005-2006)
Alfonzo, Eliezer (2009)
Allen, Dusty (2000)
Almanzar, Carlos (1999-2000)
Almon, Bill (1974-79)
Almonte, Abraham (2014-15)
Alomar, Roberto (1988-90)
Alomar Jr., Sandy (1988-89)
Alonso, Yonder (2012-2015)
Alou, Matty (1974)
Alvarez, Gabe (2000)
Alvarez, R.J. (2014)
Amarista, Alexi (2012- 2016)
Ambres, Chip (2008)
Ambriz, Hector (2014)
Andersen, Larry (1991-92)
Anderson, Dwain (1973)
Antonelli, Matt (2008-10)
Arcia, Jose (1969-70)
Arcia, Oswaldo (2016)
Arias, Alex (2001)
Arias, George (1997-99)
Arlin, Steve (1969-74)
Armstrong, Mike (1980-81)
Asadoor, Randy (1986)
Ashby, Andy (1993-99, 2004)
Ashford, Tucker (1976-78)
Astacio, Pedro (2005)
Aurilia, Rich (2004)
Asuaje, Carlos (2016-)
Ausmus, Brad (1993-96)
Azocar, Oscar (1991-92)

B (85)

Baek, Cha Seung (2008-09)
Baerga, Carlos (1999)
Baker, Chuck (1978, 1980)
Baker, John (2012-13)
Baldschun, Jack (1969-70)
Banks, Josh (2008-09)
Bard, Josh (2006-08)
Barfield, Josh (2006)
Barker, Kevin (2002)
Barnes, Clint (2015)
Barrett, Marty (1991)
Barrett, Michael (2007-08)
Bartlett, Jason (2011-12)
Barton, Bob (1970-72, 1974)
Bass, Anthony (2011-13)
Bass, Randy (1980-82)
Batchelor, Rich (1997)
Baumann, Buddy (2016-)
Baxter, Mike (2010)
Bay, Jason (2003)
Beamon, Trey (1997)
Bean, Billy (1993-95)
Beck, Rod (2003-04)
Beckert, Glenn (1974-75)
Bell, Derek (1993-94)
Bell, Heath (2007-11)
Bellhorn, Mark (2006)
Benes, Andy (1989-95)
Benoit, Joaquin (2014- 15)
Bennett, Gary (2003)
Bergman, Sean (1996-97)
Bernal, Victor (1977)
Berumen, Andres (1995-96)
Beswick, Jim (1978)

Bethancourt, Christian (2016-)
Bevacqua, Kurt (1979-80, 1982-85)
Bilardello, Dann (1991-92)
Blair, Dennis (1980)
Blair, Willie (1995-96)
Blanco, Henry (2009)
Blanks, Kyle (2009-2014)
Blash, Jabari (2016-)
Blefary, Curt (1972)
Blum, Geoff (2005, 2006-2007)
Bocachica, Hiram (2007)
Bochtler, Doug (1995-97)
Bochy, Bruce (1983-87)
Boehringer, Brian (1998-2000)
Bones, Ricky (1991)
Bonilla, Juan (1981-83)
Booker, Greg (1983-89)
Boone, Bret (2000)
Boone, Dan (1981-82)
Bowen, Rob (2006-2007)
Boxberger, Brad (2012-13)
Boyd, Jason (2002)
Boyer, Blaine (2014)
Brach, Brad (2011-13)
Bradley, Milton (2007)
Bragg, Darren (2004)
Branyan, Russell (2006-2007)
Bravo, Angel (1971)
Brazelton, Dewon (2006)
Breslow, Craig (2005)
Briggs, Dan (1979)
Brocaill, Doug (1992-94, 2007)
Brower, Jim (2006)
Brown, Bobby (1983-85)
Brown, Chris (1987-88)
Brown, Emil (2001)
Brown, Jarvis (1993)
Brown, Kevin (1998)
Brown, Ollie (1969-72)
Bruske, Jim (1997, 1998)
Buchanan, Brian (2002-04)
Bucher, Ryan (2016-)
Buckner, Billy (2014)
Bumbry, Al (1985)
Burke, Chris (2009)
Burke, Greg (2009)
Burns, Cory (2012)
Burroughs, Sean (2002-05)
Burrows, Terry (1997)
Byers, Randell (1987-88)
Bynum, Mike (2002-04)

C (63)

Cabrera, Everth (2009-2014)
Caldwell, Mike (1971-73)
Cameron, Kevin (2007-08)
Cameron, Mike (2006-2007)
Caminiti, Ken (1995-98)
Campbell, Dave (1970-73)
Campbell, Mike (1994)
Campos, Leonel (2014-)
Cannizzaro, Chris (1969-71, 1974)
Cantu, Jorge (2011)
Cardona, Javier (2002)
Carlin, Luke (2008)
Carlyle, Buddy (1999-2000)
Carpenter, Andrew (2011)
Carrillo, Cesar (2009-10)
Carter, Joe (1990)
Cash, Dave (1980)
Cashner, Andrew (2012-16)
Cassell, Jack (2007)
Cassidy, Scott (2005-2006)
Castilla, Vinny (2006)
Castillo, Tony (1978)

Cedeno, Andujar (1995-96)
Cedeno, Ronny (2013)
Champion, Mike (1976-78)
Chiffer, Floyd (1982-84)
Cianfrocco, Archi (1993-98)
Ciriaco, Pedro (2013)
Cirillo, Jeff (2004)
Clark, Brady (2007)
Clark, Jack (1989-90)
Clark, Jerald (1988-92)
Clark, Jermaine (2003)
Clark, Tony (2008)
Clark, Phil (1993-95)
Clarke, Horace (1974)
Clemens, Paul (2016-)
Clement, Matt (1998-2000)
Clements, Pat (1989-92)
Colangelo, Mike (2001)
Colbert, Nate (1969-74)
Comstock, Keith (1987-88)
Condrey, Clay (2002-03)
Conrad, Brooks (2014)
Coolbaugh, Scott (1991)
Coombs, Danny (1970-71)
Cora, Joey (1987, 1989-90)
Corey, Bryan (2008)
Corkins, Mike (1969-74)
Corrales, Pat (1972-73)
Correia, Kevin (2009-10)
Cosart, Jarred (2016-)
Costello, John (1991)
Couchee, Mike (1983)
Crabbe, Calix (2008)
Crespo, Cesar (2001-02)
Cruz, Deivi (2002)
Cruz Jr., Jose (2007)
Cunnane, Will (1997-2000)
Cunningham, Aaron (2010- 2011)
Curtis, John (1980-82)
Cust, Jack (2006)
Cyr, Eric (2002)

D (41)

D'Acquisto, John (1977-80)
Dade, Paul (1979-80)
Darnell, James (2011-12)
Darr, Mike (1999-2001)
Dascenzo, Doug (1996)
DaVanon, Jerry (1969)
Davey, Tom (2000-02)
Davis, Ben (1998-01)
Davis, Bill (1969)
Davis, Bob (1973, 1975-78)
Davis, Jerry (1983, 1985)
Davis, John (1990)
Davis, Mark (1987-89, 1993-94)
Davis, Storm (1987)
Davis, Willie (1976)
Deago, Roger (2003)
Decker, Cody (2015)
Dean, Tommy (1969-71)
Decker, Jaff (2013)
Decker, Marty (1983)
Deduno, Samuel (2011)
Deer, Rob (1996)
Denorfia, Chris (2010-2014)
De Haan, Kory (2000-02)
De La Cruz, Eulogio (2009)
DeLeon, Luis (1982-85)
DeWitt, Matt (2002)
Deshaies, Jim (1992)
Despaigne, Odrisamer (2014-15)
Dickerson, Alex (2015-)
Dilone, Miguel (1985)
Dishman, Glenn (1995-96)



ALL-TIME ROSTER (1969-2016)

Dobson, Pat (1970)
Dominguez, Jose (2016)
Dorsett, Brian (1991)
Doyle, Paul (1970)
Dravecky, Dave (1982-87)
Dukes, Tom (1969-70)
Dunne, Mike (1990)
Dupree, Mike (1976)
Durango, Luis (2009-10)

E (18)

Eaton, Adam (2000-05)
Eckstein, David (2009-10)
Edmonds, Jim (2008)
Edwards, Jon (2015-)
Edwards, Dave (1981-82)
Eichelberger, Juan (1978-82)
Eiland, David (1992-93)
Ekstrom, Mike (2008-09)
Elliott, Donnie (1994-95)
Elliott, Randy (1972, 1974)
Embree, Alan (2002, 2006)
Ensberg, Morgan (2007)
Erds, Todd (1997, 2000)
Erin, Robbie (2013-)
Estes, Shawn (2006, 2008)
Ettles, Mark (1993)
Evans, Barry (1978-81)
Everitt, Leon (1969)

F (28)

Fahey, Bill (1979-80)
Falkenberg, Brian (2005, 2008)
Falu, Irving (2014)
Faries, Paul (1990-92)
Fernandez, Tony (1991-92)
Ferrara, Al (1969-71)
Fick, Robert (2004-05)
Fikac, Jeremy (2001-2002)
Fingers, Rollie (1977-80)
Finley, Steve (1995-98)
Fior, Mike (1972)
Fireovid, Steve (1981, 1983)
Flaherty, John (1996-97)
Flannery, Tim (1979-89)
Florie, Bryce (1994-96)
Floyd, Cliff (2009)
Folkers, Rich (1975-76)
Forsythe, Logan (2011-13)
Foster, Alan (1975-76)
Francoeur, Jeff (2014)
Franklin, Jay (1971)
Freisleben, Dave (1974-78)
Friedrich, Christian (2016-)
Frieri, Ernesto (2009-12)
Frisella, Danny (1975)
Fuentes, Raymond (2013)
Fuentes, Tito (1975-76)
Fulchino, Jeff (2011)

G (58)

Gale, Rocky (2015-)
Gallagher, Sean (2009-10)
Gamble, Oscar (1978)
Gant, Ron (2002)
Garces, Frank (2014-)
Garcia, Carlos (1999)
Garcia, Jesse (2005)
Garcia, Ralph (1972, 1974)
Gardner, Jeff (1992-93)
Gardner, Wes (1991)
Garland, Jon (2010)
Garvey, Steve (1983-87)
Gaspar, Rod (1971, 1974)
Gaston, Clarence (1969-74)
Gaudin, Chad (2009)

Geer, Josh (2008-09)
Geren, Bob (1993)
Gerhardt, Rusty (1974)
Germano, Justin (2003-05, 2007-08)
Gerut, Jody (2008-09)
Giles, Brian (2003-09)
Giles, Marcus (2007)
Giovanela, Ed (1998-99)
Goddard, Joe (1972)
Goebbert, Jake (2014)
Gomez, Chris (1996-2001)
Gomez, Pat (1993)
Gonzalez, Adrian (2006-10)
Gonzalez, Alberto (2011)
Gonzalez, Alex (2004)
Gonzalez, Edgar (2008-09)
Gonzalez, Enrique (2008)
Gonzalez, Fernando (1978-79)
Gonzalez, Tony (1969)
Gonzalez, Wiki (1999-2003)
Gorman, Tom (1987)
Gossage, Rich (1984-87)
Grandal, Yasmani (2012-14)
Grant, Mark (1987-90)
Green, Gary (1986, 1989)
Greene, Khalil (2003-08)
Greer, Brian (1977, 1979)
Gregerson, Luke (2009-13)
Greif, Bill (1972-76)
Griffin, Mike (1982)
Griffin, Tom (1976-77)
Grubb, John (1972-76)
Guerrero, Tayron (2016)
Guevara, Carlos (2008)
Gutierrez, Ricky (1993-94)
Guzman, Domingo (1999-2000)
Guzman, Freddy (2004)
Guzman, Jesus (2011-13)
Gwosdz, Doug (1981-84)
Gwynn, Chris (1996)
Gwynn, Tony (1982-2001)
Gwynn Jr., Tony (2009-10)
Gyorko, Jedd (2013-2015)

H (64)

Hackman, Luther (2003)
Haeger, Charlie (2008)
Hahn, Don (1975)
Hahn, Jesse (2014)
Hairston, Scott (2007-09, 2010)
Hairston Jr., Jerry (2010)
Hamilton, Joey (1994-98)
Hammaker, Atlee (1990-91)
Hammond, Chris (2005)
Hampson, Justin (2007-08)
Hamren, Erik (2011)
Hand, Brad (2016-)
Hansen, Dave (2003-04)
Harang, Aaron (2011)
Hardy, Larry (1974-75)
Hargrove, Mike (1979)
Harris, Gene (1992-94)
Harris, Greg (1984)
Harris, Greg W. (1988-93)
Hawkins, Andy (1982-88)
Hawpe, Brad (2011)
Hayhurst, Dirk (2008)
Hayward, Ray (1986-87)
Headley, Chase (2007-14)
Hedges, Austin (2015-)
Henderson, Rickey (1996-97, 2001)
Hendrick, George (1977-78)
Henn, Sean (2008)
Hensley, Clay (2005-08)
Herbel, Ron (1970)
Herges, Matt (2003)

Hermanson, Dustin (1995-96)
Hermida, Jeremy (2011-12)
Hernandez, Carlos (1997-2000)
Hernandez, Enzo (1971-77)
Hernandez, Jeremy (1991-93)
Hernandez, Ramon (2004-05)
Herndon, Junior (2001)
Hessler, Keith (2016-)
Higgins, Kevin (1993)
Hilton, Dave (1972-75)
Hill, Shawn (2009)
Hinshaw, Alex (2012)
Hinshaw, George (1982-83)
Hitchcock, Sterling (1997- 2001, 2004)
Hoffman, Trevor (1993-2008)
Holbert, Ray (1994-95)
Holtz, Mike (2002)
Howard, Ben (2002-03)
Howard, Thomas (1990-92)
Howell, Jack (1991)
Hoyt, LaMarr (1985-86)
Hriniak, Walt (1969)
Hubbard, Trenidad (2002)
Huber, Justin (2008)
Hudson, Orlando (2011-12)
Hundley, Nick (2008-14)
Hundley, Randy (1975)
Hunter, Cedric (2011)
Huntz, Steve (1970, 1975)
Hurst, Bruce (1989-93)
Hyers, Tim (1994-95)
Hynes, Colt (2013)
Hyzdud, Adam (2005)

I (3)

Iguchi, Tadahito (2008)
Iorg, Dane (1986)
Ivie, Mike (1971, 1974-77)

J (31)

Jackson, Damian (1999-2001, 2005)
Jackson, Danny (1997)
Jackson, Darrin (1989-92)
Jackson, Edwin (2016)
Jackson, Jay (2015)
Jackson, Roy Lee (1985)
James, Chris (1989)
Jankowski, Travis (2015-)
Jarvis, Kevin (2000-03)
Jay, Jon (2016)
Jefferson, Stan (1987-88)
Jestadt, Garry (1971-72)
Jeter, John (1971-72)
Jimenez, D'Angelo (2001-02)
Jodie, Brett (2001)
Johnson, Ben (2005-2006)
Johnson, Brian (1994-96)
Johnson, Erik (2016-)
Johnson, Jerry (1975-76)
Johnson, Jonathan (2002)
Johnson, Mike (1974)
Johnson, Rob (2011)
Johnstone, Jay (1979)
Jones, Bobby J. (2001-02)
Jones, Bobby M. (2002)
Jones, Chris (1997)
Jones, Jimmy (1986-88)
Jones, Randy (1973-80)
Jones, Ruppert (1981-83)
Joshua, Von (1980)
Joynier, Wally (1996-99)

K (30)

Kahaulua, Fred (1981)
Kazmar, Sean (2008)
Keisler, Randy (2003)

HISTORY & RECORDS

ALL-TIME ROSTER (1969-2016)

Kelley, Dick (1969-71)
 Kelley, Shawn (2015)
 Kelly, Casey (2012-15)
 Kelly, Van (1969-70)
 Kemp, Matt (2015-16)
 Kendall, Fred (1969-76, 1979-80)
 Kennedy, Ian (2013-2015)
 Kennedy, Terry (1981-86)
 Kershner, Jason (2002)
 Kilkenny, Mike (1972)
 Kimbrel, Craig (2015)
 Kingman, Dave (1977)
 Kingsale, Gene (2002)
 Kinney, Dennis (1978-80)
 Kirby, Clay (1969-73)
 Kirkman, Michael (2016)
 Kivlehan, Patrick (2016)
 Klesko, Ryan (2000-2006)
 Knott, Jon (2004, 2006)
 Kolb, Brandon (2000)
 Kotsay, Mark (2001-03, 2012-13)
 Kouzmanoff, Kevin (2007-09)
 Kroon, Marc (1995, 1997-98)
 Krueger, Bill (1994-95)
 Krug, Chris (1969)
 Kruk, John (1986-89)
 Kubiak, Ted (1975-76)

L (4 9)

LaForest, Pete (2007)
 Lampkin, Tom (1990-92, 2002)
 Lancellotti, Rick (1982)
 Lane, Jason (2007, 2014-15)
 Langston, Mark (1998)
 Lankford, Ray (2001-02)
 Lansford, Joe (1982-83)
 LaPoint, Dave (1986)
 LaRocca, Greg (2000)
 Latos, Mat (2009-2011)
 Lawrence, Brian (2001-05)
 Laxton, Bill (1971, 1974)
 Layne, Tommy (2012-13)
 LeBlanc, Wade (2008-11)
 Lee, David (2001)
 Lee, Derrek (1997)
 Lee, Leron (1971-73)
 Lee, Mark (1978-79)
 Ledezma, Wil (2007-08)
 Lefebvre, Joe (1981-83)
 Lefferts, Craig (1984-87, 1990-92)
 Leiper, Dave (1987-89)
 Leone, Justin (2006)
 Lewis, Jim (1991)
 Leyritz, Jim (1998-99)
 Lezcano, Sixto (1982-83)
 Libran, Francisco (1969)
 Lilliquist, Derek (1990-91)
 Linebrink, Scott (2003-2007)
 Liriano, Rymel (2014- 2015)
 Littlefield, John (1981)
 Livingstone, Scott (1994-97)
 Lobaton, Jose (2009)
 Lockhart, Keith (1994, 2003)
 Locklear, Gene (1973-76)
 Loewer, Carlton (2001, 2003)
 Lolic, Mickey (1978-79)
 Lollar, Tim (1981-84)
 Long, Joey (1997)
 Long, Terrence (2004)
 Lopez, Arturo (2009)
 Lopez, Luis (1993-94, 1996)
 Lopez, Rodrigo (2000)
 Loretta, Mark (2003-05)
 Lucas, Gary (1980-83)
 Ludwick, Ryan (2010-11)
 Luebke, Cory (2010-12)
 Lundquist, David (2001-02)

Lynn, Fred (1990)

M (8 6)

Mabry, John (2000)
 Macias, Drew (2007-09)
 Mack, Shane (1987-88)
 Mackowiak, Rob (2007)
 Maddux, Greg (2007-08)
 Maddux, Mike (1991-92)
 Magadan, Dave (1999-2001)
 Manuel, Jerry (1982)
 Margot, Manuel (2016-)
 Marquis, Jason (2012-13)
 Marshall, Dave (1973)
 Martin, Al (2000)
 Martinez, Carmelo (1984-89)
 Martinez, Jose (1994)
 Martinez, Luis (2011)
 Martinez, Pedro (1993-94)
 Mason, Don (1971-73)
 Mason, Roger (1993)
 Mateo, Marcos (2015-)
 Matos, Julius (2002)
 Matthews, Mike (2003)
 Matthews Jr., Gary (1999, 2003)
 Maurer, Brandon (2015-)
 Maurer, Dave (2000-01)
 Mauser, Tim (1993-95)
 May, Darrell (2005)
 Maybin, Cameron (2011-14)
 Mazzoni, Cory (2015-)
 McAndrew, Jim (1974)
 McAnulty, Paul (2005-08)
 McBean, Alvin (1969)
 McCool, Billy (1969)
 McCovey, Willie (1974-76)
 McCullers, Lance (1985-88)
 McDavid, Ray (1994-95)
 McElroy, Chuck (2001)
 McGriff, Fred (1991-93)
 McIntosh, Joe (1974-75)
 McLeary, Marty (2004)
 McReynolds, Kevin (1983-86)
 Meadows, Brian (2000)
 Medica, Tommy (2013-14)
 Melendez, Jose (1991-92)
 Melendez, Luis (1976-77)
 Menhart, Paul (1997)
 Mendez, Donaldo (2001, 2003)
 Meredith, Cla (2006-09)
 Merloni, Lou (2003)
 Metzger, Butch (1975-77)
 Miceli, Dan (1998-99)
 Middlebrook, Jason (2001-02)
 Middlebrooks, Will (2015)
 Mikolas, Miles (2012-13)
 Miller, Bob (1971, 1973)
 Miller, Ed (1984)
 Mirabelli, Doug (2006)
 Mitchell, Kevin (1987)
 Monge, Sid (1983-84)
 Montanez, Willie (1980)
 Montefusco, John (1982-83)
 Montgomery, Steve (2000)
 Moore, Adam (2014)
 Morales, Jerry (1969-73)
 Morales, Rich (1973-74)
 Moreland, Keith (1988)
 Moreno, Edwin (2009)
 Moreno, Jose (1981)
 Moreno, Juan (2002)
 Morrow, Brandon (2015-)
 Morton, Colt (2007-08)
 Moseley, Dustin (2011-12)
 Moses, Jerry (1975)
 Mota, Jose (1991)
 Mouton, James (1998)

Mujica, Edward (2009-10)
 Mulligan, Sean (1996)
 Mumphrey, Jerry (1980)
 Mura, Steve (1978-81)
 Murphy, Dan (1989)
 Murray, Heath (1997, 1999)
 Murrell, Ivan (1969-73)
 Myers, Greg (1998-99)
 Myers, Randy (1992, 1998)
 Myers, Rodney (2000-02)
 Myers, Wil (2015-)
 Myrow, Bryan (2007-08)

N (2 2)

Nady, Xavier (2000, 2003-05, 2014)
 Nagy, Charles (2003)
 Neal, Blaine (2004)
 Nelson, Chris (2014)
 Nelson, Rob (1987-90)
 Neshek, Pat (2011)
 Nevin, Phil (1999-05)
 Newfield, Marc (1995-96)
 Newhan, David (1999-2000)
 Nettles, Graig (1984-86)
 Nicholson, Kevin (2000)
 Nickle, Doug (2002)
 Niekro, Joe (1969)
 Nieves, Melvin (1993-95)
 Nieves, Wil (2002, 2015)
 Nolte, Eric (1987-89, 1991)
 Noonan, Nick (2016)
 Norman, Fred (1971-73)
 Norris, Bud (2015)
 Norris, Derek (2015-2016)
 Nunez, Jose (2001-2002)
 Nyman, Gerry (1970)

O (1 5)

Ohlendorf, Ross (2012)
 Ojeda, Miguel (2003-05)
 Olivo, Miguel (2005)
 Oquist, Mike (1996)
 Oropesa, Eddie (2004)
 Orosco, Jesse (2003)
 Osting, Jimmy (2001)
 O'Sullivan, Sean (2013)
 Osuna, Al (1996)
 Osuna, Antonio (2004)
 Otsuka, Akinori (2004-05)
 Owchinko, Bob (1976-79)
 Owens, Eric (1999-2000)
 Owings, Micah (2012)
 Oxspring, Chris (2005)

P (4 1)

Pagliarulo, Mike (1989-90)
 Palacios, Vicente (2000)
 Palmer, Lowell (1974)
 Palmer, Matt (2012)
 Parent, Mark (1986-90)
 Park, Chan Ho (2005-2006)
 Parrino, Andy (2011-12)
 Patterson, Bob (1985)
 Patterson, Eric (2011)
 Patterson, Scott (2008)
 Patton, Troy (2014)
 Payton, Jay (2004)
 Pearson, Jason (2002)
 Peavy, Jake (2002-09)
 Pelaez, Alex (2002)
 Pena, Roberto (1969)
 Perdomo, Luis (2009-10)
 Perdomo, Luis (2016-)
 Perez, Oliver (2002-03)
 Perez, Santiago (2001)
 Perkins, Broderick (1978-82)
 Perlozzo, Sammy (1979)



ALL-TIME ROSTER (1969-2016)

Perry, Gaylord (1978-79)
 Petagine, Roberto (1995)
 Peterson, Adam (1991)
 Peterson, Jace (2014)
 Pettis, Gary (1992)
 Phillips, Kyle (2011)
 Phillips, Mike (1981)
 Phoebe, Tom (1971-72)
 Piazza, Mike (2006)
 Pickford, Kevin (2002)
 Pirela, Jose (2016-)
 Pittman, Joe (1982)
 Plantier, Phil (1993-95, 1997)
 Podres, Johnny (1969)
 Pomeranz, Drew (2016)
 Poreda, Aaron (2009)
 Presley, Jim (1991)
 Puffer, Brandon (2004)
 Pyznarski, Tim (1986)

Q (5)

Quackenbush, Kevin (2014-)
 Qualls, Chad (2011)
 Quantrill, Paul (2005)
 Quentin, Carlos (2012-2014)
 Quintero, Humberto (2003-04)

R (69)

Rader, Doug (1976-77)
 Rakers, Aaron (2007)
 Ramirez, Alexei (2016)
 Ramirez, Mario (1981-85)
 Ramirez, Roberto (1998)
 Ramos, Cesar (2009-10)
 Randa, Joe (2005)
 Ransom, Cody (2013)
 Rasmussen, Dennis (1983, 1988-91)
 Rasmussen, Eric (1978-80)
 Rea, Colin (2015-)
 Ready, Randy (1986-89)
 Rearick, Chris (2015-)
 Reberger, Frank (1969)
 Redding, Tim (2005)
 Reed, Jody (1995-96)
 Reed, Steve (2002)
 Reineke, Chad (2008)
 Relaford, Desi (2000)
 Renfro, Hunter (2016-)
 Rettenmund, Merv (1976-77)
 Reyes, Carlos (1998, 1999, 2000)
 Reyes, Dennys (2005)
 Reynolds, Don (1978-79)
 Reynolds, Ken (1976)
 Reynolds, Ronn (1990)
 Richard, Clayton (2009-13, 2016-)
 Richards, Gene (1977-83)
 Riggs, Adam (2001)
 Ring, Royce (2007)
 Rivera, Mike (2003)
 Rivera, Rene (2013-14)
 Rivera, Roberto (1999)
 Rivera, Ruben (1997-2000)
 Rizzo, Anthony (2011)
 Roa, Joe (2003)
 Roach, Donn (2014)
 Roberts, Dave A. (1969-71)
 Roberts, Dave R. (2005-2006)
 Roberts, Dave W. (1972-75, 1977-78)
 Roberts, Leon (1986, '88-91, '94-95)
 Robinson, Chris (2013)
 Robinson, Dave (1970-71)
 Robinson, Kerry (2004)
 Robles, Oscar (2007)
 Robles, Rafael (1969-70, 1972)
 Rodney, Fernando (2016)
 Rodriguez, Aurelio (1980)
 Rodriguez, Eddy (2012)

Rodriguez, Edwin (1983, 1985)
 Rodriguez, Luis (2008-09)
 Rodriguez, Rich (1990-93)
 Rodriguez, Roberto (1970)
 Roenicke, Ron (1984)
 Romero, Mandy (1997-98)
 Romo, Vicente (1973-74)
 Rondon, Jose (2016-)
 Rosales, Adam (2016)
 Rosenberg, Steve (1991)
 Roskos, John (2000)
 Ross, David (2005)
 Ross, Gary (1969-74)
 Ross, Tyson (2013-)
 Royster, Jerry (1985-86)
 Ruberto, Sonny (1969)
 Rusch, Glendon (2008)
 Russell, Adam (2009-10)
 Rzepczynski, Marc (2015)

S (90)

Sager, A.J. (1994)
 Salazar, Luis (1980-84, 1987, 1989)
 Salazar, Oscar (2009-10)
 Sanchez, Duaner (2009)
 Sanchez, Hector (2016-)
 Sanders, Reggie (1999)
 Sanders, Scott (1993-96, 1998)
 Santiago, Benito (1986-92)
 Santorini, Al (1969-71)
 Sardinias, Luis (2016-)
 Sawyer, Rick (1976-77)
 Scanlon, Pat (1977)
 Schaeffer, Mark (1972)
 Schimpf, Ryan (2016-)
 Schiraldi, Calvin (1989-90)
 Schulze, Don (1989)
 Scott, John (1974-75)
 Scott, Tim (1991-93, 1997)
 Scribner, Evan (2011)
 Seanez, Rudy (1993, 2001, 2005, 2006)
 Sears, Todd (2003)
 Selma, Dick (1969)
 Seminara, Frank (1992-93)
 Serafini, Dan (2000)
 Serrano, Wascar (2001)
 Severinsen, Al (1971-72)
 Sharon, Dick (1975)
 Sheets, Andy (1998)
 Sheffield, Gary (1992-93)
 Sherman, Darrell (1993)
 Shields, James (2015-16)
 Shiell, Jason (2002)
 Shipley, Craig (1991-94, 1996-97)
 Shirley, Bob (1977-80)
 Show, Eric (1981-90)
 Shumpert, Terry (1997)
 Siebert, Paul (1977)
 Siebert, Sonny (1975)
 Sierra, Candy (1988)
 Sikorski, Brian (2006)
 Silva, Walter (2009)
 Simpson, Steve (1972)
 Sipin, John (1969)
 Sisk, Tommy (1969)
 Slaughter, Don (1997)
 Sledge, Terrell (2006-2007)
 Slocum, Ron (1969-71)
 Slocumb, Heathcliff (2000)
 Smith, Burch (2013)
 Smith, Jake (2016-)
 Smith, Ozzie (1978-81)
 Smith, Pete (1997-98)
 Smith, Seth (2014)
 Snook, Frank (1973)
 Solarte, Yangervis (2014-)
 Solis, Ali (2012)

Sosa, Elias (1983)
 Spangenberg, Cory (2014-)
 Spence, Josh (2011-12)
 Spencer, Stan (1998-2000)
 Spiezio, Ed (1969-72)
 Spillner, Dan (1974-78)
 Sprague, Ed (2000)
 Stablein, George (1980)
 Stahl, Larry (1969-72)
 Stairs, Matt (2010)
 Stanley, Fred (1972)
 Stansberry, Craig (2007-09)
 Staton, Dave (1993-94)
 Stauffer, Tim (2005-2014)
 Steels, James (1987)
 Stephenson, Phil (1989-92)
 Stevenson, Todd (1996)
 Stewart, Chris (2010)
 Stilwell, Kurt (1992-93)
 Stimac, Craig (1980-81)
 Stoddard, Bob (1986)
 Stoddard, Tim (1985-86)
 Stone, Ricky (2004)
 Street, Huston (2012-2014)
 Strom, Brent (1975-77)
 Stults, Eric (2012-2014)
 Summers, Champ (1984)
 Suppan, Jeff (2012)
 Sutherland, Gary (1977)
 Sweeney, Brian (2004, 2006)
 Sweeney, Mark (1997-98, 2002, 2005)
 Sweet, Rick (1978)
 Swisher, Steve (1981-82)
 Szuminski, Jason (2004)

T (35)

Tabaka, Jeff (1994-95)
 Tankersley, Dennis (2002-2004)
 Tatum, Jim (1996)
 Taylor, Kerry (1993-94)
 Taylor, Ron (1972)
 Tejada, Miguel (2010)
 Tekotte, Blake (2011-12)
 Tellman, Tom (1979-80)
 Tenace, Gene (1977-80)
 Templeton, Garry (1982-91)
 Terrell, Walt (1989)
 Teufel, Tim (1991-93)
 Tewksbury, Bob (1996)
 Thatcher, Joe (2007-13)
 Thayer, Dale (2012- 2015)
 Thomas, Derrel (1972-74, 1978)
 Thompson, Jason (1996)
 Thompson, Mike (2006-2007)
 Thon, Dickie (1988)
 Thornton, Matt (2016)
 Thurmond, Mark (1983-86)
 Tingley, Ron (1982)
 Tolan, Bobby (1974-75, 1979)
 Toliver, Fred (1989)
 Tollberg, Brian (2000-2003)
 Tomko, Brett (2002, 2007, 2008)
 Tomlin, Dave (1974-77)
 Torrealba, Yorvit (2010)
 Torres, Alex (2014)
 Torres, Hector (1975-76)
 Torres, Jose (2016-)
 Trammell, Bubba (2001-03)
 Troedson, Rich (1973-74)
 Trujillo, J.J. (2002)
 Turner, Jerry (1974-81, 1983)

U (3)

Upton, Justin (2015)
 Upton, Melvin (2015-16)
 Urrea, John (1981)

HISTORY & RECORDS

ALL-TIME ROSTER (1969-2016)

V (24)

Valdez, Ismael (2004)
 Valdez, Rafael (1990)
 Valdez, Wilson (2005)
 Valentine, Bobby (1975-77)
 Valenzuela, Fernando (1995-97)
 Vander Wal, John (1998-99)
 VanRyn, Ben (1998)
 Vargas, Cesar (2016-)
 Vatcher, Jim (1991-92)
 Vaughn, Greg (1996-98)
 Vazquez, Ramon (2002-04)
 Velandia, Jorge (1997)
 Velasquez, Guillermo (1992-93)
 Venable, Will (2008- 2015)
 Veras, Dario (1996-97)
 Veras, Quilvio (1997-99)
 Victorino, Shane (2003)
 Villafuerte, Brandon (2002-2003)
 Villanueva, Carlos (2016)
 Villone, Ron (1995-96)
 Vincent, Nick (2012-)
 Vitiello, Joe (2000)
 Volquez, Edinson (2012-13)
 Vosberg, Ed (1986, 1998-99)

W (51)

Walker, Kevin (2000-03)
 Walker, Pete (1996)
 Walker, Todd (2006)
 Wall, Donne (1998-2000)
 Wallace, Brett (2015)
 Walter, Gene (1985-86)
 Walters, Dan (1992-93)
 Ward, Kevin (1991-92)
 Wasinger, Mark (1986)
 Watkins, Steve (2004)
 Webb, Ryan (2009-10)
 Weber, Thad (2013)
 Webster, Ramon (1970-71)
 Weeks, Jemile (2016)
 Wehrmeister, Dave (1976-78)
 Welsh, Chris (1981-83)
 Wells, David (2004, 2006-2007)
 Wells, Jared (2008)
 Wells, Kip (2012)
 Wengert, Don (1998)
 Werner, Andrew (2012)
 Whisenant, Matt (1999-2000)
 White, Rondell (2003)
 Whitehurst, Wally (1993-94)
 Whiteside, Matt (1999-2000)
 Whitson, Ed (1983-84, 1986-91)
 Wiggins, Alan (1981-85)
 Wiley, Mark (1978)
 Wilhelm, Jim (1978-79)
 Wilkins, Rick (2001)
 Williams, Bernie (1974)
 Williams, Brian (1995)
 Williams, Eddie (1990, 1994-95, 1998)
 Williams, George (2000)
 Williams, Jim (1969-70)
 Williams, Randy (2005)

Williams, Woody (1999-2001, 2005-06)
 Williamson, Scott (2006)
 Willis, Ron (1970)
 Wilson, Earl (1970)
 Wilson, Josh (2009)
 Winfield, Dave (1973-80)
 Wise, Rick (1980-82)
 Witasick, Jay (2000-01, 2003-04)
 Witt, Kevin (2001)
 Wojna, Ed (1985-87)
 Wolf, Randy (2008)
 Worrell, Tim (1993-97)
 Wright, Jaret (2003)
 Wynne, Marvell (1986-89)

X (0)

None

Y (2)

Young, Chris (2006-10)
 Young, Eric (2005-06)

Z (1)

Zawadzki, Lance (2010)

MANAGERS (18)

Black, Bud (2007-2015)
 Bochy, Bruce (1995-2006)
 Boros, Steve (1986)
 Bowa, Larry (1987-88)
 Coleman, Jerry (1980)
 Craig, Roger (1978-79)
 Dark, Alvin (1977)
 Gomez, Preston (1969-72)
 Green, Andy (2016-)
 Howard, Frank (1981)
 McKeon, Jack (1988-90)
 McNamara, John (1974-77)
 Murphy, Pat (2015)
 Riddoch, Greg (1990-92)
 Riggelman, Jim (1992-94)
 Skinner, Bob (1977)
 Williams, Dick (1982-85)
 Zimmer, Don (1972-73)

COACHES (83)

Akerfelds, Darrel (2001-12)
 Alomar, Sandy (1986-90)
 Amalfitano, Joe (1976-77)
 Anderson, Sparky (1969)
 Balsey, Darren (2003-)
 Bialas, Dave (1993-94)
 Blair, Willie (2013- 2015)
 Blinnfield, Jack (1974)
 Bochy, Bruce (1993-94)
 Bochtler, Doug (2016-)
 Booker, Greg (1997-2003)
 Brinkman, Eddie (1981)
 Brock, Tarrik (2016)
 Cisco, Galen (1985-87)
 Colbert, Craig (2007-08)
 Craig, Roger (1969-72, 1976-78)
 Davenport, Jim (1974-75)
 Dobson, Pat (1988-90)
 Dunlop, Harry (1983-87)
 Espy, Duane (2000-02)
 Estrada, Chauck (1978-81)
 Flannery, Tim (1996-2002)
 Garcia, Dave (1970-73)
 Heist, Al (1980)
 Herman, Billy (1978-79)
 Hoffman, Glenn (2006-)
 Jones, Deacon (1984-87)
 Jones, Jimmy (2012)
 Joyner, Wally (2007-08)
 Kimm, Bruce (1991-92)
 Kotsay, Mark (2015)
 Krol, Jack (1981-86)
 Lefebvre, Jim (2009)
 Little, Grady (1996)
 Lopes, Davey (1995-99, 2003-05)
 Magadan, Dave (2003-2006)
 Maloof, Jack (1990)
 McCullough, Clyde (1980-82)
 McWire, Mark (2016-)
 Meacham, Bobby (2007)
 Moon, Wally (1969)
 Morgan, Tom (1975)
 Muser, Tony (2003-2006)
 Nettles, Graig (1995)
 Oglivie, Ben (2000)
 Otis, Amos (1988-90)
 Phillips, Dick (1980)
 Picciolo, Rob (1990-2005)
 Plantier, Phil (2012-2014)
 Podres, Johnny (1973)
 Posedel, Bill (1974)
 Powell, Alonzo (2012-)
 Rader, Doug (1978-79)
 Radison, Dan (1993-94)
 Ready, Randy (2009-11)
 Rettenmund, Merv (1991-99, 2006-07)
 Renteria, Rick (2008-13)
 Riddoch, Greg (1987-90)
 Rigney, Bill (1975)
 Roarke, Mike (1991-93)
 Roberts, Dave (2011-2015)
 Rodriguez, Eddie (2016)
 Roof, Phil (1978)
 Sherry, Norm (1982-84)
 Siebert, Sonny (1994-95)
 Simmons, Ted (2009-10)
 Sisler, Dick (1975-76)
 Skinner, Bob (1970-73, 1977)
 Smith, Dave (1999-01)
 Snyder, Jim (1991-92)
 Sommers, Denny (1988-90)
 Stevens, Ed (1981)
 Stewart, Dave (1990)
 Tolan, Bobby (1980-83)
 Trammell, Alan (2000-02)
 Valentin, Jose (2014-15)
 Virgil, Ozzie (1982-85)
 Waller, Tye (1995, 2006)
 Warthen, Dan (1996-97)
 Wietelmann, Whitey (1969-79)
 Williams, Don (1977-80)
 Zimmer, Don (1972)
 Zinter, Alan (2016-)





OPPONENTS



OPPONENTS

ARIZONA DIAMONDBACKS

Stadium Chase Field (1998)
Capacity 48,519
Dimensions (LF-CF-RF) 330-407-335
2016 Record and Finish 69-93, 4th Place, NL West
EVP/General Manager Mike Hazen
Manager Torey Lovullo (1st Season)

ALL-TIME MARKS vs. ARI

Last Season vs. D-Backs 9-10 (.474)
Best Season vs. D-Backs 9-3 (.750) in 1998
Most runs in game by SD 14 (2x), last 5/17/06
Most runs in game by ARI 12 (3x), last 5/25/05
Longest Winning Streak 7 Games, 7/2 - 9/7/12
Longest Losing Streak 8 games, 4/25 - 9/30/99

LAST TIME THE PADRES SWEPT A...

3-game series in SD (7x) June 14-15, 2013
3-game series in ARI (2x) Aug. 24-26, 2012
4-game series in SD (1x) April 10-13, 1998
4-game series in ARI Never

CHICAGO CUBS

Stadium Wrigley Field (1914)
Capacity 42,495
Dimensions (LF-CF-RF) 355-400-353
2016 Record and Finish 103-58, 1st Place, NL Central
EVP/General Manager Jed Hoyer
Manager Joe Maddon (3rd Season)

ALL-TIME MARKS vs. CHC

Last Season vs. Cubs 2-4 (.333)
Best Season vs. Cubs 7-0 (1.000) in 2006
Most runs in game by SD 14, 5/10/87
Most runs in game by CHC 23, 5/17/77
Longest Winning Streak 7 Games, 5/5-14/2006
Longest Losing Streak 9 games, 8/19/70 - 5/16/71

LAST TIME THE PADRES SWEPT A...

3-game series in SD (5x) August 6-8, 2012
3-game series in CHC (4x) May 12-14, 2006
4-game series in SD (1x) May 5-8, 2006
4-game series in CHC (1x) August 16-19, 2010

COLORADO ROCKIES

Stadium Coors Field (1995)
Capacity 50,480
Dimensions (LF-CF-RF) 347-415-350
2016 Record and Finish 75-87, 3rd Place, NL West
EVP/General Manager Jeff Bridich
Manager Bud Black (1st Season)

ALL-TIME MARKS vs. COL

Last Season vs. Rockies 9-10 (.474)
Best Season vs. Rockies 9-4 (.692) in 1999
Most runs in game by SD 16 (3x), last 4/9/16
Most runs in game by COL 20, 9/20/05
Longest Winning Streak 7 Games (2x), last 5/1 - 8/15/2015
Longest Losing Streak 6 games, 4/5-14/2014

LAST TIME THE PADRES SWEPT A...

3-game series in SD (6x) May 1-3, 2015
3-game series in COL (2x) September 19-21, 2011
4-game series in SD (1x) June 25-28, 1999
4-game series in COL Never

ATLANTA BRAVES

Stadium SunTrust Park (2017)
Capacity 41,149
Dimensions (LF-CF-RF) 335-400-325
2016 Record and Finish 68-93, 5th Place, NL East
EVP/General Manager John Coppolella
Manager Brian Snitker (1st Full Season)

ALL-TIME MARKS vs. ATL

Last Season vs. Braves 2-4 (.333)
Best Season vs. Braves 5-1 (.833) in 2005, 2013
Most runs in game by SD 17, 4/12/2010
Most runs in game by ATL 16, 6/1/1990
Longest Winning Streak 7 Games, 6/28 - 9/10/72
Longest Losing Streak 15 games, 4/18 - 9/15/74

LAST TIME THE PADRES SWEPT A...

3-game series in SD (6x) August 17-19, 2015
3-game series in ATL (3x) August 1-3, 1989
4-game series in SD (2x) May 29-31, 1979
4-game series in ATL (2x) July 25-27, 1975

CINCINNATI REDS

Stadium Great American Ball Park (2003)
Capacity 42,271
Dimensions (LF-CF-RF) 328-404-325
2016 Record and Finish 68-94, 5th Place, NL Central
EVP/General Manager Dick Williams
Manager Bryan Price (4th Season)

ALL-TIME MARKS vs. CIN

Last Season vs. Reds 4-3 (.571)
Best Season vs. Reds 11-1 (.917) in 1998
Most runs in game by SD 15 (4x), last 8/14/87
Most runs in game by CIN 15 (2x), last 8/4/02
Longest Winning Streak 10 Games, 4/7/98 - 5/14/99
Longest Losing Streak 9 games (2x), last 9/18/92-6/25/93

LAST TIME THE PADRES SWEPT A...

3-game series in SD (9x) June 30 - July 2, 2014
3-game series in CIN (4x) May 4-6, 2001
4-game series in SD Never
4-game series in CIN Never

LOS ANGELES DODGERS

Stadium Dodger Stadium (1962)
Capacity 56,000
Dimensions (LF-CF-RF) 330-395-330
2016 Record and Finish 91-71, 1st Place, NL West
EVP/General Manager Farhan Zaidi
Manager Dave Roberts (2nd Season)

ALL-TIME MARKS vs. LAD

Last Season vs. Dodgers 8-11 (.421)
Best Season vs. Dodgers 9-3 (.750) in 1999
Most runs in game by SD 14 (2x), last 6/27/1995
Most runs in game by LAD 19, 6/29/1969
Longest Winning Streak 10 Games, 9/22/96 - 6/28/1997
Longest Losing Streak 16 games, 9/9/73 - 9/20/1974

LAST TIME THE PADRES SWEPT A...

3-game series in SD (10x) September 6-8, 2010
3-game series in LAD (11x) April 15-17, 2013
4-game series in SD (2x) April 15-18, 1982
4-game series in LAD (1x) June 20-23, 1983

MIAMI MARLINS

Stadium Marlins Park (2012)
Capacity 37,442
Dimensions (LF-CF-RF) 345-407-335
2016 Record and Finish 79-82, 3rd Place, NL East
President, Baseball Operations Mike Hill
Manager Don Mattingly (2nd Season)

ALL-TIME MARKS vs. MIA

Last Season vs. Marlins 3-3 (.500)
Best Season vs. Marlins 7-0 (1.000) in 2011
Most runs in game by SD 20, 7/27/1996
Most runs in game by MIA 15, 4/9/1994
Longest Winning Streak 8 Games, 8/1/10-8/21/11
Longest Losing Streak 7 games, 4/9/94 - 7/4/95

LAST TIME THE PADRES SWEPT A...

3-game series in SD (1x) May 6-8, 2013
3-game series in MIA (3x) July 19-21, 2011
4-game series in SD (1x) August 18-21, 2011
4-game series in MIA Never

NEW YORK METS

Stadium Citi Field (2009)
Capacity 41,922
Dimensions (LF-CF-RF) 335-408-330
2016 Record and Finish 87-75, 2nd Place, NL East
EVP/General Manager Sandy Alderson
Manager Terry Collins (7th Season)

ALL-TIME MARKS vs. NYM

Last Season vs. Mets 3-4 (.429)
Best Season vs. Mets 11-1 (.917) in 1980
Most runs in game by SD 18, 5/31/10
Most runs in game by NYM 13, 5/17/02
Longest Winning Streak 9 Games, 6/16/80 - 5/1/1981
Longest Losing Streak 11 games, 5/28 - 8/27/1969

LAST TIME THE PADRES SWEPT A...

3-game series in SD (4x) August 14-16, 2001
3-game series in NYM (3x) August 13-15, 2002
4-game series in SD (2x) June 5-8, 2008
4-game series in NYM (1x) August 23-26, 2004

PITTSBURGH PIRATES

Stadium PNC Park (2001)
Capacity 38,362
Dimensions (LF-CF-RF) 325-399-320
2016 Record and Finish 78-83, 3rd Place, NL Central
EVP/General Manager Neal Huntington
Manager Clint Hurdle (7th Season)

ALL-TIME MARKS vs. PIT

Last Season vs. Pirates 3-3 (.500)
Best Season vs. Pirates 6-0 (1.000) in 2010
Most runs in game by SD 17, 7/18/1989
Most runs in game by PIT 16, 7/28/2000
Longest Winning Streak 9 Games, 9/19/09-8/12/10
Longest Losing Streak 10 games, 8/29/92 - 8/22/93

LAST TIME THE PADRES SWEPT A...

3-game series in SD (10x) August 20-22, 2012
3-game series in PIT (6x) August 5-7, 2011
4-game series in SD (1x) September 17-20, 2007
4-game series in PIT (1x) August 8-11, 1996

MILWAUKEE BREWERS

Stadium Miller Park (2001)
Capacity 41,900
Dimensions (LF-CF-RF) 344-400-345
2016 Record and Finish 73-89, 4th Place, NL Central
EVP/General Manager David Stearns
Manager Craig Counsell (3rd Season)

ALL-TIME MARKS vs. MIL

Last Season vs. Brewers 4-3 (.571)
Best Season vs. Brewers 5-1 (.833) in 2001
Most runs in game by SD 13 (6x), last 8/3/15
Most runs in game by MIL 12 (3x), last 8/13/09
Longest Winning Streak 7 Games, 8/27/00 - 7/22/01
Longest Losing Streak 7 games, 5/31/02 - 5/27/03

LAST TIME THE PADRES SWEPT A...

3-game series in SD (3x) May 25-27, 2007
3-game series in MIL Never
4-game series in SD Never
4-game series in MIL Never

PHILADELPHIA PHILLIES

Stadium Citizens Bank Park (2004)
Capacity 43,651
Dimensions (LF-CF-RF) 329-401-330
2016 Record and Finish 71-91, 4th Place, NL East
EVP/General Manager Matt Klentak
Manager Pete Mackanin (2nd Season)

ALL-TIME MARKS vs. PHI

Last Season vs. Phillies 2-5 (.286)
Best Season vs. Phillies 8-1 (.889) in 1998
Most runs in game by SD 16, 7/26/1970
Most runs in game by PHI 18, 8/24/1999
Longest Winning Streak 6 Games (2x), last 7/9-21/1992
Longest Losing Streak 11 games, 5/23/04 - 7/4/06

LAST TIME THE PADRES SWEPT A...

3-game series in SD (7x) July 31 - August 2, 2000
3-game series in PHI (2x) August 25-27, 1998
4-game series in SD (1x) July 9-12, 1992
4-game series in PHI Never

ST. LOUIS CARDINALS

Stadium Busch Stadium (2006)
Capacity 45,529
Dimensions (LF-CF-RF) 336-400-335
2016 Record and Finish 86-76, 2nd Place, NL Central
EVP/General Manager John Mozeliak
Manager Mike Matheny (6th Season)

ALL-TIME MARKS vs. STL

Last Season vs. Cardinals 1-6 (.143)
Best Season vs. Cardinals 9-3 (.750) in 1978, 1991
Most runs in game by SD 17, 8/24/1993
Most runs in game by STL 17, 5/7/1987
Longest Winning Streak 9 Games, 6/22/91 - 5/1/92
Longest Losing Streak 11 games, 9/29/99 - 9/28/00

LAST TIME THE PADRES SWEPT A...

3-game series in SD (13x) September 10-12, 2012
3-game series in STL (1x) May 23-25, 1980
4-game series in SD Never
4-game series in STL Never



OPPONENTS

SAN FRANCISCO GIANTS

Stadium AT&T Park (2000)
Capacity 41,915
Dimensions (LF-CF-RF) 339-399-309
2016 Record and Finish 87-75, 2nd Place, NL West
EVP/General Manager Bobby Evans
Manager Bruce Bochy (11th Season)

ALL-TIME MARKS vs. SF

Last Season vs. Giants 8-11 (.421)
Best Season vs. Giants 11-2 (.846) in 1996
Most runs in game by SD 17, 5/23/1970
Most runs in game by SF 18, 6/23/1986
Longest Winning Streak 10 Games, 5/1 - 9/16/96
Longest Losing Streak 9 games, 4/25 - 5/25/16

LAST TIME THE PADRES SWEPT A...

3-game series in SD (12x) July 15-17, 2016
3-game series in SF (7x) September 12-14, 2016
4-game series in SD (3x) July 4-7, 1996
4-game series in SF (1x) June 27-30, 1996

CHICAGO WHITE SOX

Stadium US Cellular Field (1991)
Capacity 40,615
Dimensions (LF-CF-RF) 330-400-335
2016 Record and Finish 78-84, 4th Place, AL Central
EVP/General Manager Rick Hahn
Manager Rick Renteria (1st Season)

ALL-TIME MARKS vs. CHW

2014 vs. White Sox 2-1 (.667)
Best Season vs. White Sox 2-1 (.667) in 2014
Most runs in game by SD 5 (2x), last, 6/12/05
Most runs in game by CHW 8, 6/12/05
Longest Winning Streak 2 Games, 5/30 - 5/31/14
Longest Losing Streak 2 Games, 6/13 - 6/14/03

DETROIT TIGERS

Stadium Comerica Park (2000)
Capacity 41,297
Dimensions (LF-CF-RF) 345-420-330
2016 Record and Finish 86-75, 2nd Place, AL Central
EVP/General Manager Al Avila
Manager Brad Ausmus (4th Season)

ALL-TIME MARKS vs. DET

2014 vs. Tigers 2-1 (.667)
Best Season vs. Tigers 2-1 (.667) in 2014
Most runs in game by SD 6 (2x), last, 4/11/2014
Most runs in game by DET 8 (2x) last, 6/15/2005
Longest Winning Streak 1 Game (4x), 4/13/2014
Longest Losing Streak 3 games, 6/14 - 6/16/05

MINNESOTA TWINS

Stadium Target Field (2010)
Capacity 38,885
Dimensions (LF-CF-RF) 339-407-328
2016 Record and Finish 59-103, 5th Place, AL Central
EVP/General Manager Thad Levine
Manager Paul Molitor (3rd Season)

ALL-TIME MARKS vs. MIN

2014 vs. Twins 1-3 (.250)
Best Season vs. Twins 2-1 (.667) in 2005
Most runs in game by SD 9, 6/8/2003
Most runs in game by MIN 9, 6/25/2008
Longest Winning Streak 2 Games, 6/18 - 6/19/2005
Longest Losing Streak 9 games, 6/24/08 - 8/5/14

WASHINGTON NATIONALS

Stadium Nationals Park (2008)
Capacity 41,321
Dimensions (LF-CF-RF) 336-402-335
2016 Record and Finish 95-67, 1st Place, NL East
EVP/General Manager Mike Rizzo
Manager Dusty Baker (2nd Season)

ALL-TIME MARKS vs. WSH

Last Season vs. Nationals 4-3 (.571)
Best Season vs. Nationals 6-1 (.857) in 2004
Most runs in game by SD 20, 5/19/2001
Most runs in game by MON/WSH 15, 5/13/1990
Longest Winning Streak 5 Games (4x), last 5/29/08-7/24/09
Longest Losing Streak 15 games, 7/25/93 - 5/24/95

LAST TIME THE PADRES SWEPT A...

3-game series in SD (7x) Aug 31 - Sept 2, 2009
3-game series in MON/WSH (7x) Sept 19-21, 2008
4-game series in SD (1x) April 26-29, 2004
4-game series in MON/WSH Never

CLEVELAND INDIANS

Stadium Progressive Field (1994)
Capacity 35,051
Dimensions (LF-CF-RF) 325-405-325
2016 Record and Finish 94-67, 1st Place, AL Central
EVP/General Manager Mike Chernoff
Manager Terry Francona (5th Season)

ALL-TIME MARKS vs. CLE

2014 vs. Indians 1-2 (.333)
Best Season vs. Indians 1-2 (.333) (4x) in 2003, 2005, 2008, 2014
Most runs in game by SD 9, 6/12/2003
Most runs in game by CLE 9, 6/13/2008
Longest Winning Streak 1 Game (4x), 4/9/14
Longest Losing Streak 3 games, 6/15/08 - 4/9/14

KANSAS CITY ROYALS

Stadium Kauffman Stadium (1973)
Capacity 37,903
Dimensions (LF-CF-RF) 315-404-322
2016 Record and Finish 81-81, 3rd Place, AL Central
EVP/General Manager Dayton Moore
Manager Ned Yost (8th Season)

ALL-TIME MARKS vs. KC

2014 vs. Royals 1-2 (.333)
Best Season vs. Royals 3-0 (1.000) in 2004, 2011
Most runs in game by SD 10, 6/28/2002
Most runs in game by KC 14, 6/28/2002
Longest Winning Streak 7 Games, 7/2/04 - 5/5/14
Longest Losing Streak 2 Games, 5/6/14 - present

TEXAS RANGERS

Stadium Globe Life Park in Arlington (1994)
Capacity 48,114
Dimensions (LF-CF-RF) 332-400-325
2016 Record and Finish 95-67, 1st Place, AL West
EVP/General Manager Jon Daniels
Manager Jeff Banister (3rd Season)

ALL-TIME MARKS vs. TEX

2015 vs. Rangers 3-3 (.500)
Best Season vs. Rangers 2-1 (.667) (4x) in 1999, 2001, 2006, 2009
Most runs in game by SD 17, 6/7/1998
Most runs in game by TEX 12, 6/26/2009
Longest Winning Streak 3 Games (2x), last, 7/11 - 8/31/15
Longest Losing Streak 4 games, 6/18/12 - 7/10/15



**SCOUTING &
PLAYER DEVELOPMENT**



PLAYER DEVELOPMENT STAFF

Director, Player Development.....	Sam Geaney
Assistant Director, Player Development.....	Ben Sestanovich
Special Assignment Advisor, Scouting and Player Development.....	Steve Lyons
Special Assistant, Player Development.....	Moises Alou
Special Assistant, Player Development.....	Steve Finley
Assistant, Player Development & Baseball Operations.....	Skip Schumaker
Director, Professional Development.....	Jason Amoroso
Director, Applied Sports Sciences.....	Seiichiro Nakagaki
Coordinator of Instruction.....	Ryley Westman
Field and Hitting Coordinator.....	Luis Ortiz
Pitching Coordinator.....	Mark Prior
Infield Coordinator.....	Kevin Hooper
Coordinator, Outfield/Baserunning and Performance.....	Tony Tarasco
Roving Pitching Instructor.....	Gorman Heimueller
Minor League Pitching Instructor.....	Eric Junge
Minor League Hitting Instructor.....	Oscar Benard
Minor League Catching Instructor.....	John Nester
Instructor, Player Development.....	Dave Bingham
International Player Development/Infield Instructor.....	Vicente Cafaro
Manager, International Operations.....	Cesar Rizik
Manager, Minor Leagues/Peoria Operations.....	Todd Stephenson
Minor League Equipment Manager.....	Zach Nelson
Minor League Equipment Assistant.....	Kyle Ross
Medical Coordinator.....	JoJo Tarantino
Rehab Coordinator.....	Ryan Bitzel
Minor League Physical Therapist.....	Tanner Fields
Strength and Conditioning Coordinator.....	Dan Byrne
Coordinator, Scouting and Player Development Video Operations.....	Ethan Dixon
Administrator, International Operations.....	Franklin Peguero
Complex Administrative Assistant.....	Martina Pereyra



SAM GEANEY

DIRECTOR, PLAYER DEVELOPMENT

- Sam Geaney enters his third season as the organization's director of player development after being named to the position on October 20, 2014.
- Prior to joining San Diego, Geaney spent the previous nine seasons (2006-14) with the Oakland Athletics and the last three as the club's coordinator of international scouting.
- Geaney began his career in baseball as an intern for the Athletics' baseball operations department in 2006 before joining the staff full-time in 2007 as an assistant in the scouting department as well as serving as an area scout for Northern California...after being promoted to coordinator of scouting, he was named the club's coordinator of international scouting in January of 2012.
- He graduated from the University of California, Berkeley in 2007 with a degree in political science.



BEN SESTANOVICH

ASSISTANT DIRECTOR, PLAYER DEVELOPMENT

- Ben Sestanovich enters his second season as assistant director of player development after being promoted to the position in November 2015.
- 2017 marks his eighth season with the Padres after joining the club as an intern in the Baseball Operations department in 2010...served as major league advance scout from 2012-15.
- Graduated from Harvard University with a degree in Economics.
- A native of Washington, DC, he resides in San Diego.



STEVE LYONS

SPECIAL ASSIGNMENT ADVISOR, SCOUTING & PLAYER DEVELOPMENT

- Steve Lyons joined the Padres in December 2012 as a special assignment scout and has worked in all areas of pro scouting, both domestically and internationally....2017 will mark his first year as special assignment advisor, scouting and player development, and he will aid in all areas of player development as well as still maintaining some pro scouting responsibilities.
- Prior to joining the Padres, Lyons spent 15 seasons with the Cleveland Indians from 1998-2012... served as a pitching coach in the Indians system at all levels except Triple-A from 1998-2008, including two championship teams (Double-A Akron, 2003 and High-A Kinston, 2006) and worked closely with eventual All-Star pitchers CC Sabathia, Chris Archer and Danny Salazar among others.

Carta Vieja in Panama in 2001, Caribes Oriente in Venezuela in 2002, Caracas in Venezuela in 2003 and Aguilas in the Dominican Republic in 2004-05.

- In 2009, Lyons served as the lower level pitching coordinator for Cleveland as well as a pro scout...transitioned into a full-time pro scouting role starting in 2010 and assisted with advanced scouting through the 2012 season.
- Attended Old Dominion University where he played collegiately for three years before being selected by the New York Mets in the fourth round of the 1992 First-Year Player Draft.
- Earned a Bachelor's degree in finance from George Mason University in 1997 and received his Master of Business Administration in management in 2009 from Webber International University.
- Lyons has two sons, Tyler and Blake...is married to Jennifer Woodall Lyons and resides in Winter Park, Fla.



MOISES ALOU

SPECIAL ASSISTANT, PLAYER DEVELOPMENT

- Moises Alou enters his third season in the Padres organization in 2016 after being named the special assistant, player development on February 4, 2015.
- The former outfielder also serves as general manager of Leones del Escogido in the Dominican Winter League, a role he has held since 2009...during his tenure with Escogido, the club has won four national titles in the Dominican Republic, including in 2015, and two Caribbean Series championships.
- Also served as general manager of the Dominican Republic team that won the 2013 World Baseball Classic.
- Prior to joining Escogido, he played parts of 17 Major League seasons with the Pittsburgh Pirates (1990), Montreal Expos (1990, 1992-96), Florida Marlins (1997), Houston Astros (1998-2001), Chicago Cubs (2002-04), San Francisco Giants (2005-06) and New York Mets (2007-08).

- A six-time National League All-Star, he finished third in NL Most Valuable Player voting twice in 1994 with the Expos and 1998 with the Astros.
- Comes from a prominent baseball family that includes former Major Leaguer Felipe, his father, as well as uncles Jesus and Matt and cousins Jose Sosa and Mel Rojas who currently serves as pitching coach for the Padres Dominican Republic staff.
- Originally signed by the Pirates as a first-round selection (second overall) out of the 1986 January amateur draft, he finished his career with a .303 average, 2,134 hits, 421 doubles, 39 triples, 332 home runs, 1,287 RBI, 1,109 runs scored and 106 stolen bases in 1,942 games played.
- He and his wife, Austria, have three sons, Moises Felipe, Percio and Kirby, and a daughter, Megan.



SKIP SCHUMAKER

ASSISTANT, PLAYER DEVELOPMENT & BASEBALL OPERATIONS

- Skip Schumaker returns for his second season in the Padres organization as assistant, player development & baseball operations ...joined the front office in June 2016 after announcing his retirement in March 2016.
- The former outfielder and second baseman played 11 Major League seasons with the St. Louis Cardinals (2005-12), Los Angeles Dodgers (2013) and Cincinnati Reds (2014-15)...hit a combined .278 (905-for-3252) with 169 doubles, 13 triples, 28 home runs, 284 RBI and 416 runs scored in 1,149 games.
- A two-time World Series Champion in 2006 and 2011 with the Cardinals, Schumaker was an integral part of their 2011 title, appearing in six World Series games against Texas, including starts in center field in Game Five, Six and Seven...finished the postseason with a .381 (8-for-21) average with four RBI and two runs scored in 11 games.

- In both 2014 and 2015, was the Cincinnati Reds' nominee for the MLBPA's Marvin Miller Man of the Year award.
- Attended the University of California, Santa Barbara, where he was named to the All-Big West team in 2001.
- Played for the Team USA squad that went 8-1 and qualified for the 2008 Olympic Games by beating Cuba in the qualifying tournament where he hit .405 with a home run and eight RBI in nine games.
- He and his wife, Lindsey, reside in Ladera Ranch, Calif., with their son, Brody, and daughter, Presley.



STEVE FINLEY

SPECIAL ASSISTANT, PLAYER DEVELOPMENT

- Steve Finley returns for his second season in the Padres organization as special assistant, player development.
- A veteran of 19 Major League seasons with the Baltimore Orioles (1989-90), Houston Astros (1991-94), San Diego Padres (1995-98), Arizona Diamondbacks (1999-2004), Los Angeles Dodgers (2004), Los Angeles Angels of Anaheim (2005), San Francisco Giants (2006) and Colorado Rockies (2007), Finley hit .271 (2548-for-9397) with 449 doubles, 124 triples, 304 home runs, 1,167 RBI and 1,443 runs scored with 320 stolen bases in 2,583 games..
- Finley was a two-time All-Star in 1997 with the Padres and in 2000 with the Diamondbacks...helped Arizona win their first World Series title in 2001...is one of eight members in the 300 home run/300 stolen base club.
- Originally drafted by the Atlanta Braves in the 11th round of the 1986 First-Year Player Draft, but chose to return to Southern Illinois University at Carbondale and earned a degree in physiology...was a two-time All-Missouri Valley Conference selection.
- Played on the 1986 Team USA squad which captured the bronze medal in international competition in the Netherlands.
- Drafted by the Baltimore Orioles in the 13th round of the First-Year Player Draft and spent a season and a half in the Orioles minor league system before becoming a mainstay in the Major Leagues.
- He and his wife, Meaghan, reside in Rancho Santa Fe, Calif.,...has five sons, Austin, Reed, Blake, Conor and Aidan, and two daughters, Franchesca and Sophia.



JASON AMOROSO

DIRECTOR, PROFESSIONAL DEVELOPMENT

- Jason Amoroso enters his third season with the Padres, serving as Director of Professional Development.
- Amoroso brings a career of experience as an international executive coach...began his career with the Los Angeles Dodgers, working in baseball operations and then as Associate Counsel from 2005-07.
- While at the Dodgers, he obtained his M.A. in Spiritual Psychology...after leaving the Dodgers, he received a certificate in the Inquiry Coaching Method and wrote the Athlete Transition Guide to support athletes and their families with the mental and emotional challenges in finding new purpose in life after the game.
- His clients have included professional and Olympic athletes, entrepreneurs, attorneys, artists, husbands and fathers.
- Amoroso earned his B.A. in Labor Relations from Cornell University as well as his J.D. from Pepperdine University in dispute resolution from Pepperdine's Straus Institute and is a California licensed attorney...he resides in Los Angeles, Calif. with his wife and four sons.



SEIICHIRO NAKAGAKI

DIRECTOR, APPLIED SPORTS SCIENCES

- Seiichi Nakagaki enters his first season with the Padres, having spent a total of eleven years with the Hokkaido Nippon-Ham Fighters in Japan.
- Joins the Padres after working as the director of strength & conditioning and medical services for the Fighters since 2013, a position he also held from 2004 to 2011.
- Prior to his most recent stint with the Fighters, Nakagaki joined the Texas Rangers alongside All-Star pitcher Yu Darvish, whom he worked with in Japan.
- Earned a Bachelor's degree in Physical Education from the University of Tsukuba in Japan and received his M.S. in Kinesiology from the University of Utah.
- Resides in San Diego with his wife, Aya, and daughter, Ruiko.



RYLEY WESTMAN

COORDINATOR OF INSTRUCTION

- Ryley Westman enters his third season with the Padres organization after joining the club in 2015 and serving as catching coordinator...joined the Padres after spending the previous six seasons (2009-2014) as a coach in the Texas Rangers organization, most recently as the assistant catching coordinator in 2014.
- Prior to serving as the assistant catching coordinator, skipped the Texas' Dominican Summer League affiliate for a pair of seasons (2012-13), leading them to a league title in 2013...also served as the assistant coach for Short-Season Spokane (2011) and DSL Rangers (2010), hitting coach for the AZL Rangers (2009) and manager of the DSL Rangers (2008).
- Played a pair of professional seasons in the independent Frontier League for the Midwest Sliders from 2007-08.
- Graduated Cum Laude with Honors from Northwest Missouri State University in 2007, where he was a member of the baseball team.
- Resides in Tierrasanta, Calif. with his wife, Ashley.

SCOUTING & PLAYER DEVELOPMENT



LUIS ORTIZ

FIELD AND HITTING COORDINATOR

- Luis Ortiz enters his third season with the Padres after joining the organization in 2015 as field and hitting coordinator...spent two seasons as the assistant field coordinator and cultural development coordinator in the Cleveland Indians player development system, prior to joining San Diego.
- Prior to joining Cleveland, spent the previous five seasons (2008-12) in the Texas organization as either roving hitting instructor or lower level hitting coordinator.
- Made his professional coaching debut as the hitting coach for the Short-A Spokane Indians of the Northwest League in 2008...served as a roving hitting instructor in the Rangers system from 2009-2011 before being promoted to Assistant Hitting Coordinator prior to the 2012 season.
- Played professionally for 14 seasons, including four at the Major League level...played with Boston from 1993-94 before being traded to the Texas Rangers, where he played the 1995-96 seasons...spent parts of the 1997 playing in Japan for the Yakult Swallows before returning to the United States, where he played in the minors from 1997-2004 with the Texas, Kansas City, Milwaukee, Arizona, Montreal

and St. Louis organizations.

- Played collegiately at Union University (TN) and was inducted into their Sports Hall of Fame in 2007... was an All-America selection from 1988-91 and produced an NAIA-record .911 slugging percentage... returned to school while still playing baseball in 2004 and became the first Dominican-born person to play in the Majors and graduate from college.
- Ortiz has published four books on hitting as well as a few instructional videos.
- Born on May 25, 1970, Ortiz resides in North Richland Hills, Tex., with his wife, Susan, and four daughters, Gabriela, Naomi, Samantha and Moriah.



MARK PRIOR

PITCHING COORDINATOR

- Mark Prior enters his fourth season in the Padres organization and his third as the minor league pitching coordinator...joined San Diego's front office in December 2013 and spent the 2014 season as assistant, baseball operations, where he was involved in all aspects of the Padres' baseball operations department.
- Played six seasons with the Chicago Cubs (2002-07), followed by time with San Diego Padres (2008-09), Texas Rangers (2010), New York Yankees (2011), Boston Red Sox (2012) and Cincinnati Reds (2013) organizations...posted a career 42-29 record with a 3.51 ERA and finished third in the 2003 NL Cy Young Award voting after recording an 18-6 record with a 2.43 ERA.
- Named a National League All-Star during the 2003 campaign and helped the Cubs win the National League Central Division...threw a complete-game, two-hitter in Game Three of the 2003 NLDS against the Atlanta Braves, becoming the first Cubs pitcher to throw all nine innings of a postseason contest since Claude Passeau did so in Game Three of the World Series in 1945.

Graduated from University of San Diego High School in 1998, where he was named the CIF Player of the Year that same year...was the selected by Chicago-NL in the first round (second overall) of the 2001 First-Year Player Draft out of the University of Southern California, where he earned the 2001 Pac-10 Pitcher of the Year and the 2001 Golden Spikes Player of the Year Award.

- Graduated from USC in 2004 with a degree in business administration...he and his wife, Heather, reside in San Diego with their three children: Amanda, Caitlin and Matthew.



TONY TARASCO

COORDINATOR, OUTFIELD/BASERUNNING AND PERFORMANCE

- Tony Tarasco enters his second season with the Padres organization, serving as coordinator, outfield/baserunning and Performance after spending the previous 10 seasons with the Washington Nationals, most recently as the Major League club's first base coach.
- Prior to joining the Major League staff with Washington in 2013, previously served seven seasons in various player development roles for the organization, including 2011-12 as outfield and baserunning coordinator.
- Played parts of eight Major League seasons with Atlanta (1993-94), Montreal (1995), Baltimore (1996-97), Cincinnati (1998), New York Yankees (1999) and New York Mets (2002), hitting .240 with 46 doubles, five triples, 34 home runs, 118 RBI, 151 runs scored and 39 stolen bases in 457 games.
- Nominated for MLB's Roberto Clemente Award in 1995 and won community service awards with the

Braves in 1994 and the Orioles in 1997.

- Resides in Santa Monica, Calif. where he graduated from high school in 1988...is a cousin of Jimmy Rollins.



KEVIN HOOPER

INFIELD COORDINATOR

- Kevin Hooper enters his second season with the Padres organization, serving as infield coordinator for the 2017 season.
- Joined the Padres after spending the previous seven seasons with the Wichita Wingnuts of the independent American Association South Division...at Wichita he managed to a 422-270 (.610) record over seven seasons, including winning the 2014 American Association Championship...his 2009 and 2014 clubs set a league record with a .980 fielding percentage...led the Wingnuts to six division championships, including five consecutive...had 36 players sign Major League contracts...honored by his peers as Manager of the Year three times.
- As a player, played for the Wingnuts in the inaugural season in 2008 before taking over as manager.
- Played collegiately at Wichita State where he was an All-American infielder, helping the Shockers reach the College World Series in 1996.
- Signed by the Florida Marlins as an eighth-round selection in the 1999 Draft and played parts of nine

seasons with the Marlins (1999-2004), Kansas City Royals (2004), New York Yankees (2004) and Detroit Tigers (2005-07), making his Major League debut for the Tigers in 2005 and playing in 14 Big League games total for Detroit across the 2005-06 seasons.

- Resides in Valley Center, Kan. with his wife, Lindsey, and two daughters, Lucy and Laney.



GORMAN HEIMUELLER

ROVING PITCHING INSTRUCTOR

- Gorman Heim Mueller enters his fourth season with the Padres and his third as the roving pitching instructor, having joined the organization in 2014 as pitching coordinator...the 2017 season will be his 41st season in professional baseball after signing his first professional contract in 1977.
- Spent the previous 12 seasons since 2002 as pitching coordinator for the Philadelphia Phillies organization...joined the Phillies in 1999 as pitching coach for Double-A Reading before moving to Triple-A Scranton in 2000 and returning to Reading in 2001.
- The former pitcher played in parts of two Major League seasons with the Oakland Athletics (1983-84), going 3-6 with a 4.67 ERA (51 ER, 98.1 IP) for Oakland in 22 games, 14 starts...over his minor league career that spanned 10 professional seasons, went 60-57 with a 4.01 ERA (414 ER, 928.2 IP) in 288 games, 96 starts.
- Following his playing career, spent 11 years coaching in the Twins organization for Single-A Visalia (1987-89), Double-A Orlando (1990), Triple-A Portland (1991-93), Salt Lake City (1994) and Double-A New Britain (1995-97)...moved on to the Dodgers organization as pitching coach for San Antonio for one season in 1998 before joining the Phillies organization.
- A native of Los Angeles, Calif., resides in Salt Lake City, Utah, with his wife, Lee Ann.



ERIC JUNG

PITCHING INSTRUCTOR

- Eric Junge (pronounced "Young") enters his fifth season in the Padres organization and third as pitching instructor after serving the previous two seasons as an advance scout with the Big League club.
- Pitched professionally for 14 seasons, including parts of two seasons in the Majors, for the Los Angeles Dodgers (1999-2001), Philadelphia Phillies (2002-04), New York Mets (2005), San Diego Padres (2006), New York Yankees (2007), Los Angeles Angels (2010-11), Colorado Rockies (2012) and Atlanta Braves (2012) organizations as well as international stints with the Orix Buffaloes of the Nippon Professional Baseball League in Japan in 2008, the Hanwha Eagles of the Korean Baseball Organization in 2009 and the Sinon Bulls of the Chinese Professional Baseball League in Taiwan in 2010...also spent time in the independent Atlantic League, pitching for Bridgeport for part of the 2007 season and Lancaster for parts of the 2009 and 2010 seasons.
- Pitched for four seasons in the Venezuelan Winter League with the Navegantes del Magallanes, where he won the ERA title in 2011-12 after posting a 1.59 (10 ER, 56.2 IP) mark...the ERA was the lowest in Magallanes history.
- Graduated from Bucknell University (PA) in 1999 with a degree in business administration...when he made his Major League debut for Philadelphia on September 11, 2002, he became the first Bucknell player in 44 years to make an appearance in a big league game.
- Resides in San Diego with his wife, Denise, and son, Tiegien.



OSCAR BERNARD

HITTING INSTRUCTOR

- Oscar Bernard enters his second season in the Padres organization and first as hitting instructor after serving as hitting coach for Tri-City in 2016.
- Joined the Padres after serving the previous three seasons with the Chicago Cubs organization, most recently as hitting coach for Rookie-Level Mesa in 2015...served the 2013-14 seasons as hitting coach for the Cubs' Dominican Republic League affiliate...served the 2008-12 seasons as a coach in the Texas Rangers organization.
- Signed by the Cubs as a non-drafted free agent in April 2001, he spent five seasons playing professional as a position player in the Cubs system (2001-05) and two as a pitcher (2006-07).
- Resides in New York with his wife, Yafreici, and three children, Osmeiry, Samantha and Oscairy.



JOHN NESTER

CATCHING INSTRUCTOR


- John Nester enters his second season with the Padres, serving as catching instructor.
- Played professionally for six total seasons including four with the Oakland Athletics (2010-12) and Padres (2014) organizations as well as two seasons (2013 and 2015) in the independent leagues.
- Played the 2015 season with the Wichita Wingnuts under current Padres infield coordinator Kevin Hooper.
- Attended Clemson University...originally signed by Oakland as a 39th-round selection.
- Resides in Greer, S.C. with his wife, Hannah.



DAVE BINGHAM

INSTRUCTOR, PLAYER DEVELOPMENT

- Dave Bingham enters his second season with the Padres organization, joining San Diego after spending the previous six seasons with the University of Nebraska.
- With Nebraska, served as the Huskers' defensive coordinator, overseeing team defense and working with the team's infielders...brought to Nebraska to serve as pitching coach and did so for two years before taking on other duties...also handled opponent scouting and served as the program's recruiting coordinator.
- Spent 28 seasons as a coach in the collegiate ranks...prior to joining Nebraska in August 2005 had served as head coach with Emporia State from 1974-87 and Kansas from 1988-95...also ran the Dave Bingham Baseball Academy for a decade before joining Nebraska, one of the top instructional schools in the Midwest...led Kansas to its first two NCAA Regional appearances in program history, culminating with the school's first College World Series appearance in 1993...also served as pitching coach for the University of New Mexico in 2004.
- Inducted into the NAIA Hall of Fame in January 2009...served as an assistant coach on the U.S. Olympic team that won a silver medal in 1984 and a gold medal in 1988...overall coached on eight international squads that won three gold medals, two silver medals and one bronze medal.
- Has also been honored with induction into the Kansas Baseball Hall of Fame (2011), Emporia State Hall of Honor and the University of Kansas Athletic Hall of Fame.
- Played collegiately at Arizona and Emporia State before playing professional with the Washington Senators organization in the early 1970's...earned his bachelor's degree in 1972 and his master's degree in 1973 at Emporia State.
- He and his wife, Janet, have two children, Brianna and Brandon, and four grandchildren.



VICENTE CAFARO

INTERNATIONAL PLAYER DEVELOPMENT/INFIELD INSTRUCTOR

- Vicente Cafaro enters his second season with the Padres organization and first as international player development/infield instructor...spent 2016 as a coach for the club's Rookie-Level affiliate in Peoria, Ariz.
- Made his professional coaching debut as an infield coach for the Hickory Crawdads of the Texas Rangers organization in 2010...worked for Union Pacific Railroad as an internal auditor from 2011-2012 before getting back into baseball in 2013 as a high school baseball coach for the Blake School (MN)...spent 2014 as a graduate assistant for the University of Southern Indiana, winning the 2014 NCAA Division II championship...served as a volunteer assistant coach at his alma mater, Creighton University, and was also part of the Iowa Western coaching staff in 2015
- The Texas Rangers signed Cafaro as a minor league free agent in 2009 and he played for the Arizona Rookie-League Rangers that season.
- Cafaro played two seasons at Creighton University and started 111 of 113 games, hitting .318 with 66 RBIs, 29 doubles, four triples, and 10 home runs...recorded a .987 fielding percentage his senior year which earned him a Rawlings Gold Glove as the nation's top second baseman in 2009.
- Also played at Iowa Western Community College (2007) and Wayne State College (2006)...at Iowa Western, he was an academic All-American, maintaining a 4.0 GPA and batted .441 with 17 home runs...won an NJCAA Rawlings Gold Glove in 2007 as the nation's top second baseman in junior college, helping lead Iowa Western to the NJCAA World Series.
- Earned a Bachelor's degree in accounting from Creighton and obtained his Masters in business administration from University of Southern Indiana in 2016...resides in Peoria, Ariz. with his wife, Jacque and their two children, Eva and Vincent.



GARVIN ALSTON

REHAB PITCHING COACH

- Garvin Alston enters his first season with the Padres and will serve as rehab pitching coach for the club's Rookie-Level affiliate in Peoria, Ariz.
- Served as bullpen coach for the Arizona Diamondbacks in 2016 after spending the previous 11 seasons in various roles for the Oakland Athletics' organization, including Minor League pitching coordinator (2015), Minor League pitching rehab coordinator and special assistant (2009-14), and pitching coach with Single-A Stockton (2007-08) and Single-A Kane County (2005-06).
- Originally drafted by the Colorado Rockies in the 10th round of the 1992 First-Year Player Draft and made six relief appearances for the Rockies in 1996...made his Major League debut on June 6 at Houston.
- Played in eight Minor League seasons between the Rockies (1992-98), Los Angeles Dodgers (1999-2000) and Kansas City Royals (2000).
- Attended Mercy College and Florida International University.
- He and his wife, Natasha, have two children, a son, Garvin Jr. and a daughter, Jayla...Garvin Jr. is a left-handed pitcher for Arizona State University.



DAMION EASLEY

REHAB HITTING COACH

- Damion Easley returns for his sixth season with the Padres organization, all with Peoria.
- The former All-Star infielder hit .253 (1386-for-5484) over parts of 17 Major League seasons in his career, compiling 287 doubles, 27 triples, 163 home runs, 684 RBI, 735 runs scored and 88 stolen bases in 402 games played with the California Angels (1992-96), Detroit Tigers (1996-2002), Tampa Bay Devil Rays (2003), Florida Marlins (2004-05), Arizona Diamondbacks (2006) and New York Mets (2007-08)...was originally signed as a 30th-round selection by the Angels in the 1988 First-Year Player Draft.
- Born November 11, 1969 in New York, NY, he graduated from Lakewood (CA) High School in 1987...played baseball at Long Beach (CA) City College in 1987 and 1988...was named to the

All-South Coast Community College Conference and All-Southern California first teams...in addition, he was his team's Most Valuable Player and a second-team All-State selection.

- He and his wife, Dawn, reside in Glendale, Ariz., and have three sons, Rocky, Nathaniel and Jayce, and one daughter, Jazmin.



CÉSAR RIZIK

MANAGER, INTERNATIONAL OPERATIONS

- César Rizik enters his 12th season with the Padres, and third as manager, international operations...joined the organization in September of 2005 as administrator, Dominican Republic operations.
- Prior to joining the San Diego organization, served as operations analyst in the Commissioner's Office in 2004-05, working with Major League teams operating in the Dominican Republic and Venezuela.
- Earned a degree in business administration from the Pontifical University Catholic "Madre y Maestra" in 2003 and earned a Master's in corporate finance in 2005.
- Born December 20, 1979, he resides in Santo Domingo, Dominican Republic, with his wife, Anastassia, and two sons: Nick and Alex.



TODD STEPHENSON

MANAGER, MINOR LEAGUES/PEORIA OPERATIONS

- Todd Stephenson enters his fourth season with the Padres and second as manager of minor leagues/Peoria operations after inheriting the duties in July 2015...originally joined the Padres in 2014 as assistant to Peoria operations.
- 2017 marks Stephenson's ninth in professional baseball...prior to joining the Padres he spent 15 seasons with the Boston Red Sox (1999-2013)..
- Primary responsibilities of running the day-to-day operations year round at the Peoria complex include, Major League and Minor League Spring Training, Extended Spring Training, Arizona League and Instructional League...he also oversees all Minor League administration as well as serving as the clubs liaison for affiliate relations.
- A native of Garner, NC, he received a Bachelor of Arts in History from North Carolina State University

in 1993 and a Masters of Parks and Recreation, Tourism Management in 1999.

- Stephenson and his wife, Dawn, reside in Phoenix, Ariz., with their daughter, Kenidy, and son Cade.



ZACH NELSON

MINOR LEAGUE EQUIPMENT MANAGER

- Zach Nelson enters his ninth season with the Padres since joining the club in May of 2009.
- Prior to joining San Diego, had spent the previous six seasons as the visiting clubhouse assistant for the Colorado Rockies.
- Began his work in baseball when he was a child as a bat boy for the Triple-A Denver Zephyrs.
- Attended Regis University and Metro State College in Denver...graduated from Arvada West High School in Arvada, Co., in 2000.
- Born December 29, 1981 in Denver, Co., Nelson had spent his entire life in Colorado until relocating to Peoria, Ariz. when he joined the Padres.



JOJO TARANTINO

MEDICAL COORDINATOR

- JoJo Tarantino enters his 14th year in the Padres organization, his seventh as the medical coordinator after being promoted to the post following the 2010 season.
- Spent 2009-10 as the athletic trainer for Double-A San Antonio...also spent three seasons as Single-A Fort Wayne's athletic trainer from 2006-08.
- Began his professional career as an athletic trainer for San Diego's Single-A Eugene club in 2004 and remained in that capacity through 2005.
- Was a Padres bat boy from 1995-2000 before working as a clubhouse assistant for two seasons (2001-02).
- Graduated from San Diego State University in 2003 with a Bachelor's degree in kinesiology, with an emphasis on athletic training...a San Diego native, he is also a graduate of Mission Bay High School (1996).
- Born November 20, 1978, Tarantino resides in Peoria, Ariz., with his wife, Melissa, and sons: Anthony, Chase and Alex.



RYAN BITZEL

REHABILITATION COORDINATOR

- Ryan Bitzel returns for his seventh season with the Padres organization after being named rehabilitation coordinator in the offseason of 2010.
- Previously worked with the Boston Red Sox minor league affiliate Greenville Drive as their consultant therapist.
- Served as an intern with the Houston Astros in 2003.
- Originally from Canton, Ohio, Bitzel received his physical therapy degree from Walsh University in Ohio.



DAN BYRNE

STRENGTH & CONDITIONING COORDINATOR

- Dan Byrne enters his fifth season with the Padres and first as the minor league strength & conditioning coordinator...during the past four seasons Dan has worked as a MiLB Strength & Conditioning Coach for the Padres Short Season, Low-A, High-A, and Double-A Affiliates.
- In 2012 Dan graduated from Loughborough University in England with a Master's degree in Exercise Physiology...in 2010 Dan earned a Bachelor of Science degree majoring in Kinesiology with concentration in exercise and fitness from the University of Illinois at Chicago.
- Grew up in Cary, Ill., and now resides in Phoenix, Ariz.



Ethan Dixon
Coordinator, Scouting and Player Development
Video Operations



Kyle Ross
Minor League Equipment Assistant



Eric Wood
Assistant Strength and Conditioning Coordinator



SCOUTING & PLAYER DEVELOPMENT

SCOUTING STAFF

Vice President, Scouting Operations.....	Don Welke
Director, Amateur Scouting.....	Mark Conner
Director, International Scouting.....	Chris Kemp
Director, Pro Scouting.....	Pete DeYoung
Director, Pacific Rim Operations.....	Acey Kohrogi
Assistant to the Director of Scouting.....	Eddie Cifardini
Manager, Scouting and Player Development Video Operations.....	Matt Simonetti
Coordinator, Amateur Scouting and Baseball Operations.....	Layne Gross



MARK CONNER

DIRECTOR, AMATEUR SCOUTING

- Mark Conner enters his eighth season with the Padres organization and his third as director of scouting after being named to the position on November 10, 2014.
- First joined the Padres as an amateur scout in 2010 and was promoted to northeast regional supervisor prior to the 2014 season.
- Received the Padres' Denny Galehouse Scout of the Year Award in 2010, awarded for his thoroughness and diligence in covering his territory and exhausting all resources to gather information about players being scouted.
- Prior to joining San Diego, Conner served as pitching coach at the University of South Carolina, Aiken for five seasons (2005-09), where he helped guide the Pacers to a school-record 47 wins in 2008.
- Before his time at USCA, he served as an assistant coach at the nationally-ranked Indian Hills Community College (Iowa), where he worked with pitchers and catchers.

Also served as an assistant coach and recruiting coordinator for Cumberland University (Tenn.) for four seasons before joining Indian Hills...played catcher during his college years at Cumberland, where he was a member of four conference championships (1996-99), and appeared in three NAIA World Series... earned both his Bachelors of Arts (1999) and Masters of Arts (2002) degrees in Education. A native of Cleveland, Ohio, he and his wife, Jennifer, have one daughter, Claire.



CHRIS KEMP

DIRECTOR, INTERNATIONAL SCOUTING

- Chris Kemp enters his third season with the Padres organization and his third as director of international scouting after being named to the position on October 4, 2014.
- Prior to joining the Padres, Kemp spent the previous five seasons (2010-14) as a scout for the Texas Rangers, covering North Carolina, South Carolina and Eastern Tennessee.
- Spent the 2008-09 seasons as an assistant coach at Spartanburg Methodist College, helping guide the Pioneers to the JUCO World Series in 2009.
- Signed with the Texas Rangers as an undrafted free agent in 2006 and played two professional seasons, hitting .243 with 15 doubles, nine home runs and 51 RBI in 115 games.
- Graduated and played collegiately at the University of Tennessee, where he majored in psychology.
- Born in Stone Mountain, GA on August 24, 1983.



PETE DEYOUNG

DIRECTOR, PROFESSIONAL SCOUTING

- Pete DeYoung enters his 12th season in the Padres organization and his second as the director of professional scouting after being promoted to the position in July 2015.
- Joined the Padres organization as a baseball operations intern during the 2005 season, mainly handling the advance scouting duties for the club...spent the 2006-07 seasons as an amateur scout for the Southeast region...spent three seasons as the club's assistant scouting director from 2008-10.
- During the 2010 season, also served as the West Coast Regional Supervisor, a position he served exclusively in for the previous five seasons (2011-15), before being promoted to his current position.
- An infielder, he played five years (2000-04) in the Independent Northern League with the Adirondack Lumberjacks, New Jersey Jackals, Joliet Jackhammers and the Gary Southshore RailCats...won Northern League titles in 2000 with Adirondack and 2001 with New Jersey...invited to minor league Spring Training with the St. Louis Cardinals in 2000 and the Atlanta Braves in 2001.

A native of Chicago, he graduated from Brown University where he was a two-time First-Team All-Ivy League performer (1998-99) and a three-time academic All-Ivy.

Resides in Carlsbad, Calif. with his wife, Mariel, and their two daughters, Addison and Amelia.



Eddie Cifardini
Assistant to Director of Scouting



Matt Simonetti
Manager, Scouting & Player Dev.
Video Operations



Layne Gross
Coordinator, Amateur Scouting &
Baseball Operations

SCOUTING & PLAYER DEVELOPMENT

PROFESSIONAL SCOUTS

Keith Boeck	Professional Scout
Chris Bourjos	Professional Scout
Jim Elliott	Professional Scout
Spencer Graham	Professional Scout
Al Hargesheimer	Professional Scout
Tim Holt	Professional Scout
Mark Merila	Professional Scout
Dominic Scavone	Professional Scout
Duane Shaffer	Professional Scout
Tyler Tufts	Professional Scout
Mike Venafro	Professional Scout
Cory Wade	Professional Scout

NATIONAL CROSSCHECKER

Kurt Kemp	National Crosschecker
Chip Lawrence	National Crosschecker

REGIONAL SUPERVISORS

Yancy Ayres	Central
Josh Emmerick	West Coast
Chris Kelly	Southeast
Andrew Salvo	Northeast

AMATEUR SCOUTS AND TERRITORIES

Stephen Baker	AL, FL, LA, MS, TN
Justin Baughman	AK, HI, ID, MT, OR, WA, WY
Willie Bosque	FL, Puerto Rico
Nick Brannon	NC, SC / Amateur Crosschecker
Kevin Ham	LA, TX
Troy Hoerner	IA, IL, MN, MO, WI
Dustin Johnson	DC, DE, MD, PA, VA, WV
Nick Long	CA
Matt Maloney	IN, KY, MI, OH
Steve Moritz	AR, KS, ND, NE, OK, SD
James Parker	AZ, CO, NM, NV, UT
Tyler Pastornicky	FL
Sam Ray	CA, NV
Willie Ronda	Puerto Rico
Matt Schaffner	LA, TX
Jeff Stevens	CA
John Stewart	CT, MA, ME, NH, NJ, NY, RI, VT
Tyler Stubblefield	GA, TN
Murray Zuk	Canada

INTERNATIONAL SCOUTING SUPERVISORS

Trevor Schumm	Supervisor, International
Felix Feliz	Coordinator, Latin American Scouting
Yfrain Linares	Supervisor, Venezuela
Bill McLaughlin	Supervisor, Mexico

INTERNATIONAL SCOUTS

Antonio Alejos	Venezuela	Victor Magdaleno	Venezuela
Andres Cabadias	Columbia	Manuel Marin	Venezuela
Milton Croes	Aruba	Ricardo Montenegro	Panama
Emenejildo Diaz	Dominican Republic	Hoon Namgung	Korea and Taiwan
Alvin Duran	Dominican Republic	Luis Prieto	Venezuela
Jhonattan Feliz	Dominican Republic	Ysrael Rojas	Dominican Republic
Martin Jose	Dominican Republic	Takashi Saito	Japan
Po-Hsuan Keng	Taiwan	Jose Salado	Dominican Republic
Jake Koenig	International Scout	Damian Shanahan	Australia



PROFESSIONAL SCOUTS



Keith Boeck



Chris Bourjos



Jim Elliott



Spencer Graham



Al Hargesheimer



Tim Holt



Mark Merila



Dominic Scavone



Duane Shaffer



Tyler Tufts



Mike Venafrò



Cory Wade

SCOUTING & PLAYER DEVELOPMENT

NATIONAL CROSSCHECKER



Kurt Kemp



Chip Lawrence

REGIONAL SUPERVISORS



Yancy Ayres



Josh Emmerick



Chris Kelly



Andrew Salvo

AMATEUR SCOUTS



Stephen Baker



Justin Baughman



Willie Bosque



Nick Brannon




Kevin Ham



Troy Hoerner



Dustin Johnson



Nick Long



Matt Maloney



Steve Mortiz



James Parker



Tyler Pastornicky



Sam Ray



Willie Ronda



Matt Schaffner



Jeff Stevens



John Stewart



Tyler Stubblefield



Murray Zuk



SCOUTING & PLAYER DEVELOPMENT

INTERNATIONAL SCOUTING SUPERVISORS



Felix Feliz



Yfrain Linares



Bill McLaughlin



Trevor Schumm

INTERNATIONAL SCOUTS



Antonio Alejos



Andres Cabadias



Milton Croes



Emenejildo Diaz



Alvin Duran



Martin Jose



Victor Magdaleno



Ricardo Montenegro



Luis Prieto



Ysrael Rojas



Takashi Saito



Jose Salado



Damian Shanahan

INTERNATIONAL SCOUTS - NOT PICTURED

Jonathan Feliz

Pso-Hsuan Keng

Jake Koenig

Manuel Marin

Hoon Namgung

SCOUTING & PLAYER DEVELOPMENT

2016 AWARD WINNERS

PLAYERS OF THE YEAR

Outfielder Hunter Renfroe was named the Padres' Minor League Player of the Year for the 2016 season.

- Renfroe, 25, hit .306 (163-for-533) with 34 doubles, five triples, 30 home runs, 105 RBI and 95 runs scored in 133 games for El Paso, helping the Chihuahuas win their first Pacific Coast League title and earning PCL Most Valuable Player honors...ranked tied for the PCL lead in homers and was honored with PCL mid-season and post-season All-Star selections.
- Got his first taste of the Majors, receiving a call-up on 9/21 and hit .371 (13-for-35) with three doubles, four homers and 14 RBI in 11 games.... earned National League Player of the Week honors during the final week of the season, hitting .409 (9-for-22) with an NL-best 13 RBI during that week...his seven-RBI game on 9/27 vs. LAD was just one shy of the Padres all-time record.
- Selected to the U.S. Roster in the 2016 Futures Game played at Petco Park, starting the game for the U.S. in right field, batting cleanup and going 0-for-2 with a walk.

PITCHER OF THE YEAR

Right-handed pitcher Walker Lockett was named Padres' Minor League Pitcher of the Year for the 2016 season after going a combined 10-9 with a 2.96 ERA (54 ER, 164.0 IP) and 123 strikeouts against 24 walks in 28 appearances, 25 starts, between all four levels of the Padres minor league system.

- After starting the season 0-2 with a 4.28 ERA (13 ER, 27.1 IP) through his first five starts in April for Single-A Fort Wayne, he went 10-7 with a 2.70 ERA (41 ER, 136.2 IP) over his remaining 23 appearances, 20 starts, with 103 strikeouts against 18 walks between Fort Wayne, Single-A Lake Elsinore, Double-A San Antonio and Triple-A El Paso from May - September.
- Made three total relief appearances, going 2-0 with a 0.64 ERA (1 ER, 14.0 IP) with 14 strikeouts against three walks and limiting opposing hitters to a .184 (9-for-49) average.
- Made three postseason starts for El Paso during the Chihuahuas' Pacific Coast League title run...earned the win in the Chihuahuas' first victory of the PCL playoffs on 9/8 vs Tacoma, tossing 6.1 innings of one-run ball, striking out four and walking none in El Paso's 7-1 victory.
- Earned the start in the Triple-A Championship against Scranton/Wilkes-Barre of the New York Yankees and was tagged with the loss, allowing three runs in 5.0 innings with two strikeouts and no walks.

JACK KROL AWARD

Rod Barajas was the 2016 recipient of the Jack Krol Award for contributions to player development.

- Helped guide the El Paso Chihuahuas to their first Pacific Coast League title and first championship for a Padres Triple-A affiliate since 1988.
- The Chihuahuas offense led Minor League Baseball in batting average (.295) and hits (1,468) while ranking first among all Triple-A clubs in home runs (156) and scoring the second-most runs (786).
- Defensively, El Paso's 54 outfield assists were the most by any team in Triple-A.

ALL-STAR FUTURES GAME

July 10, 2016 at Petco Park, San Diego

OF Hunter Renfroe (US)

INF Carlos Asuaje, OF Manuel Margot (World)

AWARD WINNERS

PLAYERS OF THE YEAR

1993	Homer Bush
1994	Raul Casanova
1995	Derrek Lee
1996	Derrek Lee
1997	Mike Darr
1998	George Arias
1999	Sean Burroughs
2000	Mike Darr/Jeremy Owens
2001	Xavier Nady
2002	Josh Barfield/Jon Knott
2003	Josh Barfield
2004	Paul McNulty
2005	Ben Johnson
2006	Will Venable
2007	Chase Headley
2008	Kyle Blanks
2009	James Darnell
2010	Jason Hager/Luis Martinez/Jeudy Valdez
2011	Jedd Gorko/Rico Noel/Rymer Liriano
2012	Jedd Gorko/Rico Noel/Rico Noel
2013	Tommy Medica/Austin Hedges/Travis Jankowski
2014	Fernando Perez/Trea Turner/Mallex Smith
2015	Nick Torres
2016	Hunter Renfroe

PITCHER OF THE YEAR

1993	Bryce Florie
1994	Glenn Diehman
1995	Heath Murray
1996	Shane Dennis
1997	Matt Clement
1998	Harry Herndon, Jr.
1999	Ricky Guttmerson
2000	Brian Lawrence/Jake Peavy
2001	Dennis Tankersley
2002	Justin Germano
2003	Gabe Ribas
2004	Tim Stauffer/Brad Baker
2005	Jared Wells
2006	Mike Ekstrom
2007	Josh Geer
2008	Jeremy Hefner
2009	Simon Castro
2010	Brad Brach
2011	Keyvius Sampson
2012	Matt Wisler
2013	Matt Wisler
2014	James Needy
2015	Colin Rea
2016	Walker Lockett

JACK KROL AWARD

1995	Jim Daniel
1996	Jerry Royster
1997	Tony Franklin
1998	Darrel Akerfelds
1999	Don Werner
2000	Craig Colbert/Darren Baisley
2001	Craig Colbert
2002	George Hendrick
2003	Gary Jones
2004	Gary Jones
2005	Rick Renteria
2006	Carlos Lezcano
2007	Randy Ready
2008	Steve Webber
2009	Doug Descenzo
2010	Gary Jones
2011	Tom Torincasa
2012	Nelson Cruz
2013	Rich Dauer
2014	Michael Collins
2015	Anthony Contreras
2016	Rod Barajas

SCOUT OF THE YEAR

1994	Pat Murtaugh
1995	Al Hargeshheimer
1996	Donny Lyle
1997	Ken Bracey
1998	Mark Wasinger
1999	Jim Dreyer
2000	Tim McWilliam
2001	Van Smith
2002	Mike Rikard
2003	Ben McLure
2004	Lane Decker
2005	Joe Bochy
2006	Ash Lawson
2007	Scott Littlefield
2008	Dave Lottsfeldt
2009	Bob Filotei
2010	Mark Conner
2011	Tim Holt
2012	Willie Bosque
2013	Andrew Salvo
2014	Brent Mayne



SCOUTING & PLAYER DEVELOPMENT

2016 LEAGUE AWARD WINNERS

PACIFIC COAST LEAGUE

MOST VALUABLE PLAYER
Hunter Renfroe

ROOKIE OF THE YEAR
Carlos Asuaje

ALL-PCL TEAM
Carlos Asuaje, Austin Hedges, Manuel Margot & Hunter Renfroe

PCL PLAYOFF MVP
Manuel Margot

PACIFIC COAST LEAGUE ALL-STAR GAME
INF Carlos Asuaje**, INF Casey McElroy, OF Hunter Renfroe**
** Starter

RAWLINGS SPORTS WOMAN EXECUTIVE OF THE YEAR
Lizette Espinosa, Director of Baseball Operations

ESURANCE HOME FIELD ADVANTAGE AWARD
El Paso Chihuahuas

PRESIDENTIAL COMMENDATION FOR SPORTS TURF MANAGEMENT
Nate Jones

TEXAS LEAGUE

TEXAS LEAGUE ALL-STAR GAME
RHP Adam Cimber, RHP Jason Jester, INF Jose Rondon, OF Nick Torres

TEXAS LEAGUE POST-SEASON ALL-STAR TEAM
RHP Jason Jester

ORGANIZATION OF THE YEAR
San Antonio Missions

TEXAS LEAGUE HALL OF FAME
Burl Yarbrough & Dave Elmore

KING OF BASEBALL
Dave Elmore

CALIFORNIA LEAGUE

MOST VALUABLE PLAYER
INF Luis Urias

ROOKIE OF THE YEAR
INF Luis Urias

CALIFORNIA-CAROLINA LEAGUE ALL-STAR GAME
RHP Colby Blueburg, RHP Chris Huffman**, RHP Dinelson Lamet, INF Luis Urias, INF Josh VanMeter, LHP Brad Wieck
** Starter

CALIFORNIA LEAGUE POST-SEASON ALL-STAR TEAM
Luis Urias

GOLDEN BOBBLE HEAD FOR BEST NON-GAMEDAY EVENT
Lake Elsinore Storm, Midway Classic Home Run Derby

MIDWEST LEAGUE

MIDWEST LEAGUE ALL-STAR GAME
C Austin Allen, RHP Jean Cosme**, RHP Enyel De Los Santos, OF Micahel Gettys**, RHP Jacob Nix
** Starter

MIDWEST LEAGUE POST-SEASON ALL-STAR TEAM
C Austin Allen

JOHN H. JOHNSON PRESIDENT'S AWARD
Fort Wayne TinCaps

NORTHERN INDIANA'S INDIVIDUAL OF INTEGRITY
Mike Nutter (Team President, Fort Wayne TinCaps)

BASEBALL DIGEST'S BEST CLASS A BALLPARK
Parkview Field(Fort Wayne TinCaps)

NORTHWEST LEAGUE

NORTHWEST/PIIONEER LEAGUE ALL-STAR GAME
INF Chris Baker & RHP Diomar Lopez

NORTHWEST LEAGUE YEAR-END ALL-STAR TEAM
LHP Joey Lucchesi

2016 ORGANIZATIONAL LEADERS

BATTING

PLAYER	AVG	G	AB	R	H	HR	RBI
Urias, Luis	.333	123	475	77	158	6	55
Asuaje, Carlos	.321	134	535	98	172	9	69
Allen, Austin	.319	112	420	53	134	8	62
Renfroe, Hunter	.306	133	533	95	163	30	105
Gettys, Michael	.305	128	505	77	154	12	60
Margot, Manuel	.304	124	517	98	157	6	55
Cordero, Franchy	.290	137	555	79	161	11	54
Torres, Nick	.288	129	503	55	145	12	58
Rondon, Jose	.283	120	456	53	129	6	53
Potts, Hudson	.280	59	243	42	68	1	27

PLAYER	HR
Renfroe, Hunter	30
Hedges, Austin	21
Quintana, Gabriel	20
Reyes, Franmil	16
Schimpf, Ryan	15

PLAYER	RBI
Renfroe, Hunter	105
Reyes, Franmil	83
Hedges, Austin	82
France, Ty	73
Quintana, Gabriel	73

PLAYER	SB
Gettys, Michael	33
Ward, Nelson	31
Margot, Manuel	30
Cordero, Franchy	23

CLUB	AVG	AB	R	H	HR	SB
El Paso	.295	4975	786	1468	156	56
Lake Elsinore	.257	4786	635	1228	111	70
AZL Padres	.252	1900	293	478	16	61
Fort Wayne	.243	4650	535	1131	75	73
San Antonio	.235	4647	512	1093	97	112
Tri-City	.234	2524	298	591	13	69

PITCHING

PITCHER	W-L	ERA	IP	H	BB	SO
Lockett, Walker	10-9	2.96	164.0	150	24	123
Lamet, Dinelson	12-10	3.00	150.0	126	61	158
Lloyd, Kyle	7-7	3.31	130.1	124	38	99
Kennedy, Brett	8-11	3.55	142.0	143	51	147
De Los Santos, Enyel	8-5	3.72	121.0	108	38	97
Huffman, Chris	10-5	3.78	131.0	126	43	98
Keel, Jerry	7-14	4.16	114.2	126	38	89
Kelly, Michael	9-8	4.34	128.2	125	52	115
Headean, Will	5-5	4.45	91.0	95	33	89
Rodriguez, Bryan	7-13	4.46	145.1	175	44	83

PITCHER	W
Lamet, Dinelson	12
Pimentel, Carlos	12
McCutchen, Daniel	11
Huffman, Chris	10
Lockett, Walker	10

PITCHER	SV
Jester, Jason	14
Blueberg, Colby	12
Maton, Phil	11
3 others tied at 9	

PITCHER	SO
Lamet, Dinelson	158
Kennedy, Brett	147
Lockett, Walker	123
Pimentel, Carlos	121
Kelly, Michael	115

CLUB	W-L	ERA	H	SHO	SV	BB	SO
Tri-City	34-42	3.43	614	3	18	261	663
Fort Wayne	62-78	3.78	1261	8	28	380	1074
San Antonio	58-82	3.92	1170	14	28	433	1077
Lake Elsinore	69-71	4.22	1260	6	38	456	1146
AZL Padres	25-30	4.64	508	0	14	196	492
El Paso	73-70	4.99	1450	9	28	488	1039



EL PASO CHIHUAHUAS

PACIFIC COAST LEAGUE (TRIPLE-A)

2016 RECORD: 73-70 (.510)

2016 FINISH: 1st, PCL Pacific Southern

PRESIDENT: Alan Ledford

P.R. CONTACT: Tim Hagerty

PHONE/FAX: 915-533-2273 / 915-242-2031

WEBSITE: www.epchihuahuas.com

PADRES AFFILIATE SINCE: 2014

PACIFIC SOUTHERN DIVISION

BALLPARK INFO:

Southwest University Park

Built in 2014 ~ Capacity 8,100

One Ballpark Way

El Paso, TX 79901

AWARDS, HIGHLIGHTS & RANKINGS

- After defeating the Tacoma Rainiers (Seattle Mariners) in the Pacific South Conference finals, El Paso clinched their first Pacific Coast League championship with a 4-3 win in an 11-inning game at Oklahoma City (Los Angeles Dodgers), en route to the 3-1 series victory. It is the first title for a Padres Triple-A affiliate since 1988 and El Paso's first professional baseball championship since 1994.
- El Paso advanced to the Triple-A National Championship Game in Memphis, Tennessee and lost 3-1 to the Scranton/Wilkes-Barre RailRiders (New York Yankees) of the International League in the winner-take-all contest, the first meeting between the Padres and Yankees affiliates since 1978.
- Hunter Renfroe was named PCL MVP and earned Player of the Week honors for the week of April 18-24.
- INF Carlos Asuaje earned PCL Rookie of the Year honors.
- OF Manuel Margot was named MVP of the PCL Playoffs after hitting .350 (14-for-40) with three doubles, three triples, a home run, two steals, eight runs scored and four RBI.
- C Austin Hedges became the first player since 2009 to earn back-to-back PCL Player of the Week honors for the weeks of June 20-26 and June 27-July 3 after hitting a combined .556 (25-for-45) with 10 homers and 28 RBI over the 12-game span, including a stretch of five consecutive games with a home run from 6/21-26.
- Renfroe, Margot and Asuaje participated in the 2016 Futures Game at Petco Park during All-Star Week in San Diego.
- Lizette Espinosa was named the Rawlings Sports Woman Executive of the Year for the PCL.
- Head Groundskeeper Nate Jones a Presidential Commendation for Sports Turf Management.
- El Paso earned the Esurance Home Field Advantage award for the PCL, honoring the community who best supported their hometown MiLB team this season, with the winners based on the highest percentage capacity of the ballpark during the 2016 season

NOTABLE RANKINGS

- The Chihuahuas offense was a juggernaut all season long as they led Minor League Baseball in batting average (.295) and hits (1,468) while leading all Triple-A clubs in home runs (156) and scoring the second-most runs (786).
- Defensively, El Paso's 54 outfield assists were the most by any team in Triple-A.
- El Paso's pitching staff led the PCL during the playoffs in ERA (2.96) and allowed just two home runs.
- OF Hunter Renfroe led all Triple-A players in extra-base hits (69) and total bases (297) while ranking tied for first in home runs (30), second in RBI (105), tied for second in hits (163) and fourth in runs (95).
- INF Carlos Asuaje led Triple-A in hits (172), tied for first in runs scored (98) and ranked second in triples (11).
- OF Manuel Margot led Triple-A in triples (12) and outfield assists (18) and tied for first with teammate Carlos Asuaje in runs scored (98).
- C Austin Hedges led all Triple-A catchers in home runs (21) and RBI (82) in just 82 games this season.



SCOUTING & PLAYER DEVELOPMENT

2016 EL PASO CHIHUAHUAS BATTING STATISTICS

PLAYER	AVG	G	AB	R	H	2B	3B	HR	RBI	SAC	SF	HBP	BB	SO	SB	CS	OBP	SLG	E
Amarista, Alexi	.333	13	48	9	16	3	0	1	4	0	2	1	4	8	1	0	.382	.458	1
Asencio, Yeison	.364	5	22	1	8	0	0	0	4	0	0	0	1	0	0	0	.391	.364	0
Asuaje, Carlos	.321	134	535	98	172	32	11	9	69	5	5	3	49	82	10	5	.378	.473	12
Blanco, Felipe	.182	7	11	3	2	0	0	1	2	0	0	0	1	7	0	0	.250	.455	1
Blash, Jabari	.260	62	177	30	46	12	0	11	30	0	3	8	41	66	1	2	.415	.514	1
Bousfield, Auston	.204	38	103	12	21	6	0	1	6	0	1	2	10	31	1	0	.284	.291	1
Cordero, Franchy	.077	4	13	1	1	0	0	0	0	0	0	0	3	4	0	0	.250	.077	1
Del Castillo, Miguel	.225	20	40	5	9	0	0	0	2	0	0	0	3	10	0	0	.279	.225	2
Dickerson, Alex	.382	62	217	50	83	16	3	10	51	0	4	5	14	27	0	0	.425	.622	1
Gale, Rocky	.278	44	144	16	40	2	0	3	14	2	3	5	5	19	0	0	.318	.354	1
Goris, Diego	.260	84	273	30	71	11	1	7	35	7	1	1	14	49	0	2	.298	.385	11
Hagerty, Jason	.271	45	129	19	35	10	1	4	18	0	0	5	11	28	0	0	.352	.457	3
Hedges, Austin	.326	82	313	55	102	20	1	21	82	0	5	3	13	51	1	1	.353	.597	6
Kivlehan, Patrick	.306	20	72	8	22	2	1	3	8	0	0	0	5	23	1	0	.351	.486	1
Kivlehan, Patrick	.254	100	370	46	94	18	3	12	49	0	1	2	24	108	5	4	.302	.416	8
Lindsey, Taylor	.276	38	105	13	29	7	1	2	9	0	1	0	12	20	0	1	.347	.419	6
Loney, James	.342	43	158	22	54	7	0	2	28	0	2	0	9	12	0	0	.373	.424	2
Margot, Manuel	.304	124	517	98	157	21	12	6	55	5	4	4	36	64	30	11	.351	.426	5
McElroy, Casey	.284	69	222	30	63	17	2	1	28	2	3	1	21	35	0	0	.344	.392	5
Noonan, Nick	.301	99	342	49	103	28	0	5	43	7	4	0	21	70	0	1	.338	.427	12
Olt, Mike	.200	3	5	0	1	0	0	0	0	0	0	0	0	3	0	0	.200	.200	0
Pirela, Jose	.248	35	137	19	34	7	3	2	16	0	0	0	9	21	1	1	.295	.387	1
Renfro, Hunter	.306	133	533	95	163	34	5	30	105	0	4	4	22	115	5	2	.336	.557	3
Rondon, Jose	.300	24	80	8	24	4	0	1	9	0	1	0	1	12	0	1	.305	.388	6
Sanchez, Hector	.324	55	176	25	57	16	0	13	40	0	2	1	20	40	0	0	.392	.636	4
Sardinas, Luis	.263	5	19	5	2	0	0	0	1	0	0	0	3	3	1	0	.364	.368	0
Sardinas, Luis	.253	49	182	22	46	6	0	0	18	1	2	2	12	23	8	4	.303	.286	2
Satin, Josh	.182	18	44	3	8	4	0	0	4	1	0	2	2	11	0	0	.250	.273	0
Schimpf, Ryan	.355	51	166	36	59	17	0	15	48	0	1	2	21	33	0	1	.432	.729	5
Solarte, Yangervis	.714	2	7	3	5	1	2	0	2	0	0	0	2	0	0	0	.778	1.429	0
Torres, Nick	.308	36	130	15	40	8	0	6	18	1	0	2	5	35	0	2	.343	.508	0
Urias, Luis	.444	3	9	6	4	0	0	1	3	0	0	1	5	1	1	0	.667	.778	0
Valenzuela, Ricardo	.188	12	32	2	6	0	0	0	4	1	0	1	2	7	0	0	.257	.188	0
Weeks, Jemile	.306	10	36	7	11	1	3	0	1	0	0	0	6	3	2	0	.405	.500	2
TEAM TOTAL	.295	143	4975	786	1468	290	47	156	743	55	46	51	375	958	56	30	.348	466	110

2016 EL PASO CHIHUAHUAS PITCHING STATISTICS

PLAYER	W	L	ERA	G	GS	CG	SHO	SV	IP	H	R	ER	HR	HB	BB	SO	WP	BK	AVG
Baumann, Buddy	1	1	3.14	24	0	0	0	0	2	28.2	22	10	10	3	1	12	31	2	.214
Buchter, Ryan	0	0	18.00	1	0	0	0	0	0	1.0	2	2	2	0	0	1	1	0	.400
Campos, Leonel	2	1	4.32	37	0	0	0	0	1	50.0	47	25	24	2	0	30	62	13	.255
Castillo, Fabio	0	3	4.66	7	6	0	0	0	0	38.2	46	21	20	3	0	17	26	0	.309
Cimber, Adam	0	1	17.36	4	0	0	0	0	0	4.2	15	9	9	3	0	1	4	0	.556
De Paula, Rafael	0	0	4.00	8	0	0	0	1	9.0	15	5	4	0	2	3	13	0	0	.395
Dimock, Michael	1	1	5.36	26	1	0	0	3	40.1	34	25	24	6	1	16	52	1	0	.225
Distasio, Louis	0	0	13.50	1	0	0	0	0	0	1.1	1	2	2	1	0	2	1	0	.200
Dominguez, Jose	3	3	3.79	27	0	0	0	6	35.2	28	17	15	1	4	25	36	5	1	.217
Eitel, Derek	5	1	3.67	54	0	0	0	1	68.2	55	30	28	5	1	40	71	9	0	.226
Friedrich, Christian	0	1	4.66	2	2	0	0	0	0	9.2	12	5	5	1	1	4	6	0	.300
Garces, Frank	6	8	4.41	37	18	0	0	1	114.1	129	63	56	16	2	39	98	4	0	.279
Guerrero, Tayron	0	0	6.00	13	0	0	0	0	0	12.0	12	9	8	2	0	9	11	2	.250
Guthrie, Jeremy	3	5	6.60	11	11	0	0	0	0	60.0	75	47	44	5	3	19	37	4	.314
Hancock, Justin	0	2	12.00	2	2	0	0	0	0	6.0	16	11	8	0	0	1	5	0	.485
Hellweg, Johnny	0	1	10.80	4	0	0	0	0	0	3.1	6	4	4	0	2	5	5	0	.375
Hessler, Keith	1	1	2.95	28	0	0	0	2	36.2	32	13	12	1	1	12	42	2	0	.237
Jackson, Edwin	0	1	7.11	3	3	0	0	0	0	12.2	20	13	10	2	0	6	9	3	.357
Jester, Jason	2	2	4.67	13	0	0	0	0	0	17.1	21	14	9	2	1	6	14	2	.292
Kelly, Michael	6	3	4.89	10	10	0	0	0	0	49.2	50	29	27	4	3	23	41	0	.273
Kirkman, Michael	0	0	4.50	5	0	0	0	1	6.0	3	3	3	0	0	1	0	6	1	.143
Lamet, Dinelson	0	2	4.22	2	2	0	0	0	0	10.2	13	7	5	2	0	4	13	0	.302
Lindsey, Taylor	0	0	3.00	3	0	0	0	0	0	3.0	3	3	1	0	0	2	0	0	.250
Lockett, Walker	1	2	4.50	3	3	0	0	0	0	18.0	23	10	9	2	2	12	1	0	.319
Loney, James	0	0	0.00	1	0	0	0	0	0	1.0	1	0	0	0	0	1	0	0	.333
Maton, Phil	1	0	1.50	5	0	0	0	1	6.0	1	1	1	1	0	2	12	0	0	.053
Mazzoni, Cory	0	0	0.00	2	0	0	0	1	1.1	1	1	0	0	0	1	0	0	0	.200
McCutchen, Daniel	10	9	6.48	25	25	0	0	0	134.2	198	109	97	19	2	36	76	1	0	.349
McElroy, Casey	0	0	0.00	1	0	0	0	0	0	0.1	0	0	0	0	0	0	0	0	.000
McGrath, Kyle	0	0	0.00	1	0	0	0	0	0	1.2	1	2	0	0	0	1	2	0	.143
Morrow, Brandon	0	0	6.43	12	2	0	0	2	21.0	29	15	15	2	0	9	21	2	0	.322
Moskos, Daniel	5	2	3.39	53	0	0	0	0	0	61.0	71	33	23	2	2	22	47	0	.293
Northcraft, Aaron	5	1	5.04	21	6	0	0	1	50.0	61	33	28	5	3	21	46	1	0	.302
Pimentel, Carlos	12	8	5.65	28	28	1	1	0	145.0	174	93	91	17	7	61	121	6	0	.297
Quackenbush, Kevin	1	0	2.08	9	0	0	0	2	13.0	12	3	3	0	0	2	16	1	0	.240
Rea, Colin	0	0	9.00	1	1	0	0	0	1.0	1	1	1	0	0	1	2	0	0	.250
Reynolds, Greg	1	3	7.30	5	5	0	0	0	24.2	36	22	20	5	1	8	5	0	0	.346
Rodriguez, Bryan	4	8	5.11	16	16	1	1	0	86.1	108	52	49	10	1	26	51	6	0	.311
Rosin, Seth	0	0	8.31	5	0	0	0	0	8.2	14	8	8	3	1	3	4	0	0	.400
Torres, Jose	0	0	3.38	3	0	0	0	0	2.2	4	1	1	0	0	1	2	0	0	.333
Valenzuela, Ricardo	0	0	0.00	1	0	0	0	0	1.0	0	0	0	0	0	1	1	0	0	.000
Yardley, Eric	3	0	2.85	37	2	0	0	3	53.2	58	19	17	5	1	13	37	0	0	.286
Team Total	73	70	4.99	143	143	2	9	28	1250.1	1450	770	693	130	43	488	1039	66	2	.293



ROD BARAJAS

MANAGER

- Rod Barajas enters his fourth season in the Padres organization and his second as the manager of El Paso after helping guide the Chihuahuas to their first Pacific Coast League Championship in 2016
- Began the 2015 season as hitting coach for Single-A Lake Elsinore before taking over as manager in Double-A San Antonio in June.
- Began the 2014 campaign as manager of the organization's Rookie-Level affiliate in Peoria, Ariz., before joining Lake Elsinore as hitting coach in June of that season.
- Joined the Padres organization after a 17-year playing career, including parts of 14 Major League seasons with the Arizona Diamondbacks (1999-2003), Texas Rangers (2004-06), Philadelphia Phillies (2007), Toronto Blue Jays (2008-09), New York Mets (2010), Los Angeles Dodgers (2010-11) and Pittsburgh Pirates (2012).
- The former catcher hit .235 (812-for-3460) with 187 doubles, one triple, 136 home runs, 480 RBI and 396 runs scored in 1,114 games played.
- Originally signed by the Diamondbacks as a minor league free agent in 1996...made his big league debut for the Diamondbacks in 1999 and was a member of the 2001 World Champion team.
- Played for Team Mexico in the 2009 World Baseball Classic.
- While with Toronto, was the Blue Jays' nominee for the 2009 Heart and Hustle Award.
- Graduated from Santa Fe High School (CA) and attended Cerritos Junior College in Norwalk, Calif.
- A native of Ontario, Calif., Barajas was born on September 5, 1975...he and his wife, Stacie, reside in Rancho Santa Fe, Calif., with their eight children: Andrew, Bryce, Rod Jr., Jace, Aunalilia, Aubrielle, Starlette and Emiko.



BRONSWELL PATRICK

PITCHING COACH

- Bronswell Patrick enters his 10th season as a pitching coach in the San Diego system and returns for his fourth season at the Triple-A level...guided the PCL-champion pitching staff to a 2.96 ERA in the PCL playoffs, allowing just two home runs.
- Spent the 2014 season with Single-A Lake Elsinore...spent the 2013 season with Triple-A Tucson after spending the two previous seasons with the Storm...spent the 2010 season with Single-A Fort Wayne.
- In 2014, guided the Lake Elsinore pitching staff to a 4.30 ERA and a 1.37 WHIP, both the second-best marks in the California League
- Made his coaching debut with the Rookie-Level Padres in 2008...his Peoria staff posted Arizona League-lows in walks (146) and home runs allowed (17).
- In 2012, guided the Storm pitching staff that led the CL in ERA (4.31) and WHIP (1.33).
- Selected by Oakland in the 23rd round of the 1988 June Draft...a right-handed pitcher, he was 5-1 with one save and a 5.04 ERA in 38 games (three starts) over parts of two seasons with Milwaukee (1998) and San Francisco (1999)...following his big league career, pitched in the Mexican League and Korean Professional Baseball League.
- On August 1, 1998, he hit a home run for the Brewers, who switched to the National League that season, becoming the first Brewers pitcher in nearly 40 years to hit a home run.
- Patrick resides in Mission Viejo, Calif. with his wife Marcee, two sons, Tavian and Kilian, and daughter, Jayden.



MORGAN BURKHART

HITTING COACH

- Morgan Burkhardt enters his fifth season with the Padres organization and his second with the Triple-A squad...Guided the Chihuahuas offense as they led all of Minor League Baseball in batting average (.295) and hits (1,468) while leading Triple-A in home runs (156) and scoring the second-most runs (786).
- Spent the 2015 season with Double-A San Antonio after spending the 2013-14 seasons with Single-A Fort Wayne.
- In 2014, guided the TinCaps bats to the top of the MWL leaderboard in several categories, including: at-bats (4,857), hits (1,277), RBI (622), total bases (1,893) and batting average (.263).
- Prior to joining the Padres, Burkhardt spent the previous seven coaching in the Independent Leagues, most recently as manager of the Windy City Thunderbolts of the Frontier League in 2012.
- Began his coaching career as hitting coach for the Calgary Vipers in 2007, continuing in that capacity through 2008 before being named manager of the Vipers for the 2009 season...in his managerial debut season with the Vipers, led the team to a league-best 49-27 record and the Golden Baseball League championship...over three seasons (2009-11) total as manager of Calgary, the club went 155-95.
- Began his professional playing career as an undrafted free agent in the Frontier League in 1995, playing for the Richmond Roosters from 1995-98...was named Most Valuable Player of the league his last three seasons with Richmond from 1996-98...named *Baseball America's* Independent Player of the Year in 1998 after winning the Frontier League triple crown with a .404 average, 36 homers and 98 RBI, with his 36 homers setting a league and modern Independent League record.
- Also set Frontier League records in average, RBI, runs (97), extra-base hits (55), slugging percentage (.557).
- Named the 1999-2000 Mexican League MVP after leading the league in RBI (55), on-base percentage (.461) and slugging percentage (.591).
- Played in parts of three Major League seasons with the Boston Red Sox (2000-01) and Kansas City Royals (2003), hitting .248 (30-for-121) with five home runs, 23 RBI and 20 runs scored in 42 games played.
- A native of St. Louis, Mo., he graduated from Hazelwood West (Mo.) high school in 1990 and attended the University of Central Missouri where he was a member of the 1994 NCAA Division II National Championship team...served as an assistant coach for the University of Central Missouri in 1995.



KEITH WERMAN

COACH

- Keith Werman enters his third season in the Padres organization and first with El Paso, serving as a coach for the Chihuahuas in 2017.
- Spent 2016 as an international operations coordinator with the Hokkaido Nippon-Ham Fighters, while also working in the baseball operations department for the Padres.
- Prior to joining the Padres, Werman played two seasons in the Seattle Mariners' organization.
- Played four seasons at the University of Virginia.
- Resides in San Diego with his wife, Melissa.



NATHAN STEWART

ATHLETIC TRAINER

- Nathan Stewart enters his 12th season in the Padres organization and fifth with the club's Triple-A affiliate after spending the previous two in the same capacity with Double-A San Antonio.
- Also served as athletic trainer for Single-A Fort Wayne in 2010.
- Joined the Padres organization with Single-A Eugene in 2006...spent one year as a high school health teacher and athletic trainer prior to joining the Emeralds.
- Earned his degree in kinesiology from Arizona State University in 2002.
- Born October 27, 1979, Stewart resides in Goodyear, Ariz.



DANIEL TURNER

ATHLETIC TRAINER

- Dan Turner enters his 11th year with the Padres and ninth as a certified athletic trainer...2017 will be his first as athletic trainer for El Paso after spending the previous four seasons with Double-A San Antonio.
- Earned Texas League Trainer of the Year honors following the 2014 season.
- He joined the Padres full-time in the middle of the 2009 season with Single-A Fort Wayne.
- Was the athletic trainer for Single-A Eugene in 2010, Single-A Fort Wayne in 2011 and was Triple-A Tucson's assistant athletic trainer in 2012.
- Interned as an athletic trainer for the Padres in 2007 and 2008.
- Graduated from Righetti High School (CA) in 2004 and Allan Hancock College in 2006 before beginning the Athletic Training Education Program at San Diego State University in 2006, graduating in 2009 with a Bachelor's degree in kinesiology.
- Born October 29, 1986 in Santa Maria, Calif., Turner grew up in Orcutt, Calif., and now resides in Franklin, Tenn.



A.J. Russell
Strength Coach

SCOUTING & PLAYER DEVELOPMENT

SAN ANTONIO MISSIONS



TEXAS LEAGUE (DOUBLE-A)

2016 RECORD: 58-82 (.414)
2016 FINISH: 4th (1st half); 3rd (2nd half)
PRESIDENT: Burl Yarbrough
P.R. CONTACT: Rich Weimert
PHONE/FAX: 210-675-7275 / 210-670-0001
WEBSITE: www.samissions.com
PADRES AFFILIATE SINCE: 2007

SOUTH DIVISION

BALLPARK INFO:
 Nelson W. Wolff Stadium
 Built in 1994 ~ Capacity 6,200+
 5757 Highway 90 West
 San Antonio, TX 78227

AWARDS & HIGHLIGHTS

- San Antonio was named the Texas League's 2016 Organization of the Year for the second time in club history after also earning the league's top honor following the 1997 season.
- San Antonio drew 317,607 fans to Wolff Stadium during 2016, the organization's highest total attendance since drawing 325,137 fans in 2000.
- The Missions had 12 walk-off wins, 10 of which came in the season's second half
- OF Nick Torres, SS Jose Rondon, RHP Adam Cimber and RHP Jason Jester were selected to the South Division roster for the Texas League All-Star game.
- Jason Jester earned Texas League Post-Season All-Star honors.
- Nick Torres was named Texas League Player of the Week for May 30-June 5...3B Franchy Cordero was named Player of the Week for August 1-7...RHP Dinelson Lamet was named Pitcher of the Week for August 8-14....RHP Seth Simmons was named Pitcher of the Week for August 15-21.
- Missions Owner Dave Elmore and Team President Burl Yarbrough were elected into the Texas League Hall of Fame.
- Elmore also received the King of Baseball Award, a long-standing tradition in which Minor League baseball recognizes a veteran of professional baseball for longtime dedication and service.

NOTABLE RANKINGS

- OF Nick Schulz and OF Nick Torres ranked tied for 4th in the Texas League in batting average (.282) and Schulz also ranked fourth in on-base percentage (.366).
- SS Jose Rondon ranked eighth in the Texas League with a .270 batting average.
- INF Nelson Ward ranked second in the Texas League in stolen bases (31) and fifth in walks (56).
- INF/OF Gabriel Quintana ranked fifth in extra-base hits (50).
- RHP Kyle Lloyd finished the season ranked fifth in the Texas League with a 3.31 ERA (48 ER, 130.1 IP).
- RHP Jason Jester tied for the Texas League lead in games finished with 25 and ranked third in saves with 14.

2016 SAN ANTONIO MISSIONS BATTING STATISTICS

PLAYER	AVG	G	AB	R	H	2B	3B	HR	RBI	SAC	SF	HBP	BB	SO	SB	CS	OBP	SLG	E
Allen, Austin	.273	3	11	1	3	0	0	1	1	0	0	0	0	0	0	0	.273	.545	0
Amarista, Alexi	.400	1	5	0	2	0	0	0	1	0	0	0	0	0	0	0	.400	.400	0
Asencio, Yelson	.254	45	169	16	43	6	2	1	11	0	1	0	5	25	3	3	.274	.331	0
Blanco, Felipe	.125	23	64	4	8	4	0	0	3	2	0	0	2	21	0	0	.152	.188	1
Bousfield, Auston	.170	71	264	29	45	10	1	3	14	4	3	4	32	76	9	2	.267	.250	0
Cordero, Franchy	.306	59	245	31	75	8	8	6	19	0	0	2	17	67	12	6	.356	.478	4
Del Castillo, Miguel	.200	8	25	1	5	2	0	0	0	1	0	0	1	9	0	0	.231	.280	2
Gale, Rocky	.219	63	210	21	46	8	1	2	20	2	2	4	29	38	1	0	.322	.295	6
Goris, Diego	.217	22	69	4	15	2	0	2	9	1	0	0	2	11	2	0	.239	.333	0
Jensen, Chase	.141	27	78	9	11	2	0	3	9	2	0	1	4	29	2	0	.193	.282	4
Jones, Duanel	.000	4	8	0	0	0	0	0	0	0	0	0	0	3	0	0	.000	.000	0
Kennedy, A.J.	.161	10	31	0	5	0	0	0	2	0	1	0	4	12	0	2	.250	.161	3
Lindsey, Taylor	.202	86	287	33	58	11	2	8	26	3	3	2	29	71	4	2	.277	.338	8
Martinez, Alberth	.156	11	32	3	5	2	0	0	4	0	2	0	1	6	0	0	.171	.219	1
Miller, Ryan	.232	58	198	27	46	13	2	7	32	1	0	2	12	60	3	0	.283	.424	6
Olt, Mike	.255	49	161	25	41	9	0	5	25	0	1	0	31	55	1	0	.373	.404	3
Quintana, Gabriel	.241	130	456	53	110	28	2	20	73	2	2	7	20	138	5	3	.282	.443	8
Rondon, Jose	.279	96	376	45	105	21	2	5	44	12	3	3	15	66	13	4	.310	.386	10
Santos, Trae	.141	21	71	5	10	3	0	2	5	1	0	1	0	26	0	0	.153	.268	1
Schulz, Nick	.282	106	393	41	111	23	1	10	50	1	0	9	43	101	5	4	.366	.422	0
Smith, Mason	.083	9	24	1	2	1	0	0	0	0	0	2	3	10	0	0	.241	.125	0
Stevens, River	.232	78	276	32	64	6	2	4	26	5	5	3	19	53	5	3	.284	.312	6
Tejada, Luis	.256	63	195	26	50	13	3	4	25	2	1	2	22	41	4	2	.336	.415	1
Torres, Nick	.282	93	373	40	105	28	2	6	40	0	1	6	16	96	10	4	.321	.416	3
Valenzuela, Ricardo	.214	5	14	0	3	0	0	0	1	0	0	0	3	3	0	0	.353	.214	1
VanMeter, Josh	.198	29	106	10	21	2	0	2	5	1	0	0	7	18	2	2	.248	.274	9
Vlter, Nick	.000	1	3	0	0	0	0	0	0	0	0	0	0	0	0	0	.000	.000	0
Ward, Nelson	.221	123	453	55	100	15	2	6	28	8	4	7	56	126	31	9	.313	.302	16
TEAM TOTAL	.235	140	4647	512	1093	217	30	97	475	54	29	55	373	1182	112	46	.298	.357	105



SCOUTING & PLAYER DEVELOPMENT

2016 SAN ANTONIO MISSIONS PITCHING STATISTICS

PLAYER	W	L	ERA	G	GS	CG	SHO	SV	IP	H	R	ER	HR	HB	BB	SO	WP	BK	AVG
Alger, Brandon	0	1	8.71	14	0	0	0	0	20.2	24	20	20	5	0	14	21	3	0	.304
Bartsch, Kyle	0	0	8.31	10	0	0	0	0	17.1	32	19	16	2	1	10	10	2	0	.390
Benjamin, Ramon	0	2	6.65	15	0	0	0	0	21.2	25	19	16	7	1	11	19	3	0	.278
Berry, Tim	2	4	6.80	10	10	0	0	0	47.2	64	41	36	9	4	33	30	3	1	.330
Brasoban, Yimmi	5	2	3.03	29	0	0	0	4	35.2	27	13	12	1	2	16	35	5	1	.216
Castillo, Fabio	3	4	4.38	7	7	0	0	0	39.0	35	21	19	6	2	16	40	6	0	.243
Cimber, Adam	3	2	2.56	42	0	0	0	3	52.2	41	19	15	1	1	14	27	0	0	.216
De Paula, Rafael	4	2	2.44	37	0	0	0	0	55.1	42	17	15	2	2	19	74	8	2	.213
Diaz, Luis	2	5	5.79	10	10	0	0	0	56.0	68	37	36	8	1	18	47	1	0	.301
Dimock, Michael	1	0	3.00	5	0	0	0	1	6.0	4	2	2	1	0	0	5	0	0	.200
Distasio, Louis	0	0	0.00	1	0	0	0	0	1.0	0	0	0	0	0	2	2	0	0	.000
Guerrero, Tayron	0	3	4.94	19	0	0	0	0	23.2	20	14	13	2	0	10	25	0	0	.235
Hellweg, Johnny	1	4	10.97	6	6	0	0	0	21.1	32	27	26	2	5	14	12	6	0	.372
Jester, Jason	2	1	2.54	34	0	0	0	14	39.0	39	17	11	2	0	7	53	2	1	.253
Keel, Jerry	0	2	6.88	3	3	0	0	0	17.0	24	15	13	2	1	8	11	1	0	.338
Kelly, Michael	2	2	2.90	9	9	0	0	0	49.2	42	17	16	3	0	17	49	5	0	.237
Lamet, Dinelson	5	7	3.39	14	14	0	0	0	74.1	57	32	28	2	2	31	91	8	1	.201
Lemond, Zech	0	1	24.00	1	1	0	0	0	3.0	9	8	8	0	0	3	2	0	0	.529
Lloyd, Kyle	7	7	3.31	30	20	0	0	0	130.1	124	54	48	9	2	38	99	6	0	.252
Lockett, Walker	4	1	2.08	6	4	0	0	0	34.2	27	8	8	2	2	2	26	0	0	.216
McCutchen, Daniel	1	2	4.50	4	3	0	0	0	20.0	20	12	10	4	1	4	11	1	0	.256
McGrath, Kyle	1	2	1.29	33	0	0	0	1	48.2	32	8	7	4	2	8	50	1	1	.188
McNutt, Trey	0	0	1.50	6	0	0	0	0	6.0	2	1	1	0	0	1	7	2	0	.105
Morris, Elliot	0	0	4.91	5	0	0	0	0	7.1	9	6	4	1	0	3	3	1	0	.300
Morrow, Brandon	1	1	7.84	2	2	0	0	0	10.1	18	10	9	3	1	4	4	0	0	.391
Morrow, Bryce	1	7	5.94	9	9	0	0	0	50.0	62	35	33	6	1	22	28	1	0	.320
Northcraft, Aaron	2	2	2.88	7	7	0	0	0	40.2	33	15	13	4	5	9	27	3	0	.228
Paullus, Ben	0	0	0.00	1	0	0	0	0	1.0	0	0	0	0	0	0	0	0	0	.000
Rodriguez, Bryan	3	5	3.51	10	10	0	0	0	59.0	67	29	23	5	1	18	32	5	0	.295
Sanchez, Elier	0	1	9.00	2	1	0	0	0	4.0	5	4	4	0	1	3	4	0	0	.313
Seidenberger, Trevor	0	0	12.00	1	0	0	0	0	3.0	5	4	4	1	0	3	0	0	0	.385
Simmons, Seth	3	4	2.35	20	15	0	0	0	95.2	72	27	25	9	1	29	88	3	0	.207
Smith, Jake	0	0	1.59	6	0	0	0	1	5.2	3	1	1	0	0	2	4	1	0	.150
Torres, Jose	1	2	1.24	25	0	0	0	2	36.1	20	5	5	1	0	12	36	1	1	.165
Vargas, Cesar	0	0	1.42	2	2	0	0	0	12.2	5	2	2	0	0	1	14	1	0	.122
Weir, T.J.	3	4	6.02	16	7	0	0	0	49.1	54	35	33	6	2	19	45	5	0	.283
Wieck, Brad	1	0	0.44	15	0	0	0	0	20.1	10	1	1	0	2	8	31	2	0	.152
Wingenter, Trey	0	0	0.00	1	0	0	0	1	3.0	0	0	0	0	0	1	5	1	0	.000
Yardley, Eric	0	2	3.18	12	0	0	0	1	17.0	17	7	6	0	2	3	10	0	0	.274
Team Total	58	82	3.92	140	140	0	14	28	1236.0	1170	602	539	110	45	433	1077	87	8	.253



PHILLIP WELLMAN

MANAGER

- Phillip Wellman returns for his second season in the Padres organization as manager of Double-A San Antonio, in what will be his 29th season as a coach and 18th as a minor league manager.
- Prior to joining San Diego, served as manager of Double-A Arkansas in the Los Angeles Angels organization in 2014...served the 2011-13 seasons as hitting coach for Double-A Springfield in the St. Louis organization, where he tutored back-to-back Texas League MVPs in 2011 (Matt Adams) and 2012 (Oscar Taveras).
- From 2007-10, Wellman managed Double-A Mississippi in Atlanta's organization, going 268-285 (.485)...was named Southern League Manager of the Year in 2008 after leading Mississippi to the league title...served as hitting coach for Mississippi in 2006 before taking over as manager...also served as hitting coach for Greenville from 2004-05 before joining Mississippi.

- Began his coaching career in 1988 as a hitting instructor for the Pulaski Braves of the Appalachian League.
- Played four years of minor league baseball with the Braves, Twins and Pirates organizations...a career .250 hitter, he had his best season in 1985 for the Single-A Sumter Braves, collecting 21 home runs and 78 RBI that year.
- Attended Sam Houston State and Southwestern University...he and his wife, Montee, have two children, Britnee and Brett.



LANCE BURKHART

HITTING COACH

- Lance Burkhart enters his third season in the Padres organization and first as the hitting coach for the Missions...in May of 2016, took over as manager for Lake Elsinore after Francisco Morales resigned...previously served as hitting coach for Fort Wayne in 2015 and the start of 2016.
- Prior to joining the Padres in 2015, spent the previous five seasons coaching in the independent Atlantic League.
- Spent the 2014 season as the manager for the Southern Maryland Blue Crabs of the Atlantic League...prior to joining Southern Maryland, was the hitting coach for the Lancaster Barnstormers for four seasons (2010-13).

- Prior to his coaching career, enjoyed a 13-year playing career as a catcher in the Montreal Expos (1997-99), Milwaukee Brewers (2000-02), Texas Rangers (2003) and Baltimore Orioles (2004) organizations as well as stints in the independent leagues with Lancaster (2005-08) and Southern Maryland (2009).
- In celebration of the Barnstormers' 10th season, he was chosen by both Lancaster Newspapers and the Barnstormers as the catcher on all-time Barnstormers teams.
- Is the younger brother of El Paso hitting coach Morgan Burkhart.



JIMMY JONES

PITCHING COACH

- Jimmy Jones enters his ninth season as a pitching coach in the Padres organization and seventh straight at Double-A San Antonio after serving in the same capacity for two seasons in Peoria.
- In 2015 he was honored with the Mike Coolbaugh Texas League Coach of the Year award.
- Served as bullpen coach for the Major League club for parts of the 2012 season.
- Helped lead the Missions pitching staff to the best ERA in the Texas League in both 2013 and 2014, posting a Texas League-best 3.19 ERA in 2013 en route to the club's 13th Texas League title and a 3.36 ERA in 2014.
- Was head coach of the high school team at Coram Deo Academy in Flower Mound, Texas, from 2001-08...also served as a private instructor to both individuals and teams in Texas from 2003-08.
- Selected by San Diego in the first round (third overall) of the 1982 June Draft...went 43-39 with a 4.46 ERA in 153 games (118 starts) over parts of eight Major League seasons with the Padres (1986-88), New York Yankees (1989-90), Houston Astros (1991-92) and Montreal Expos (1993).
- Appeared in 62 games (54 starts) during his three years in San Diego, posting a 20-21 record and 4.04 ERA...tied a Major League record for fewest hits allowed in a first Major League appearance, complete game, tossing a one-hitter in Houston on September 21, 1986.
- Pitched two years with the Tokyo Giants during the 1994-95 campaigns.
- Graduated from Thomas Jefferson High School in Dallas, Texas.
- Born April 20, 1964, Jones and his wife, Judy, reside in Highland Village, Texas, and have three daughters, Faith, Rebekah and Hannah, and a son, Joshua.



JONATHAN MEYER

COACH

- Jonathan Meyer enters his second season with the Padres and first as a coach with San Antonio after spending the 2016 season with Tri-City.
- Spent this past offseason coaching with the Padres Dominican Summer League affiliate.
- Originally drafted in the third round of the 2009 First-Year Player Draft by the Houston Astros, Meyer appeared in 732 minor league games across seven seasons, accumulating 3,050 plate appearances from Rookie-Level to Triple-A in Houston's system
- Appeared in 120 games or more in five consecutive seasons and played for minor league championship clubs in Lancaster (2012) and Hickory (2015)...played third base for the majority of his career, also spending time at catcher and the other three infield positions.



ISAK YOON

ATHLETIC TRAINER

- Isak Yoon returns for his sixth season in the Padres organization and first with San Antonio after spending the last four seasons with the club's Triple-A affiliate in El Paso...originally joined the Padres organization as the athletic trainer with Single-A Fort Wayne in 2012.
- Previously worked as an assistant athletic trainer at Concordia University in Irvine, Calif., working with the men's soccer and women's softball teams.
- Earned his Master's from Azusa Pacific University (APU) in 2010...also worked at APU as a graduate assistant athletic trainer with baseball, women's volleyball and men & women's tennis teams.
- Earned his undergraduate degree from San Diego State University in 2008.
- Born June 15, 1984, Isak is a native of Los Angeles where he still resides.



Scott Cline
Strength Coach



LAKE ELSINORE STORM



CALIFORNIA LEAGUE (SINGLE-A) SOUTH DIVISION

2016 RECORD: 69-71 (.493)

2016 FINISH: 4th (1st half); T-3rd (2nd half)

GENERAL MANAGER: Raj Narayanan

P.R. CONTACT: Tyler Zickel & Sean McCall

PHONE/FAX: 951-245-4487 / 951-245-0305

WEBSITE: www.stormbaseball.com

PADRES AFFILIATE SINCE: 2001

BALLPARK INFO:

The Diamond

Built in 1994 ~ Capacity 6,064+

500 Diamond Drive

Lake Elsinore, CA 92530

AWARDS & HIGHLIGHTS

- The Storm missed out on postseason play for just the fourth time in the last 16 seasons as a San Diego Padres affiliate as they posted an overall 69-71 record (32-38 in the first half, 37-33 in the second half) and finished in fourth place in the California League South Division.
- Lake Elsinore led the California League in attendance for the seventh consecutive season, as 196,684 fans took in a game at The Diamond in 2016, averaging 2,810 fans per game.
- INF Luis Urias was named Most Valuable Player and Rookie of the Year for the California League and was also tabbed to the Mid-Season and Post-Season All-Star teams...Urias' 2016 campaign marked just the third time in 16 seasons as a Padres affiliate that a Storm player has been named MVP (Xavier Nady in 2001 and Josh Barfield in 2003) as well as just the third Storm player in the last 15 seasons to capture the batting title (Jon Knott in 2002 and Jedd Gyorko in 2011).
- LHP Brad Wieck, RHP Colby Blueburg, RHP Chris Huffman and 3B Josh VanMeter joined Urias on the Cal League Mid-Season All-Star team.
- OF Franmil Reyes was named Cal League Player of the Month for June and earned Player of the Week honors for the week of June 20-26.
- RHP T.J. Weir earned Pitcher of the Week honors for the week of May 23-29...RHP Brett Kennedy was named Pitcher of the Week honors for the week of July 11-17...Huffman earned Pitcher of the Week honors for the week of Aug 22-28.
- Hosted the California/Carolina League All-Star Game at The Diamond in Lake Elsinore on June 21, 2016.
- Received a Golden Bobble Head for Best Non-Gameday Event for the Midway Classic Home Run Derby on June 20, 2016.

NOTABLE RANKINGS

- INF Luis Urias led the California League in batting average (.330) and on-base percentage (.397) and ranked second in hits (154)...he finished the season as the only Cal League hitter with more walks (40) than strikeouts (36).
- OF Edwin Moreno ranked third in the Cal League in triples (11)
- OF Franmil Reyes ranked fourth in the Cal League in total bases (223), fifth in RBI (83) and doubles (32) and eighth in extra-base hits (51).
- RHP Colby Blueburg ranked fifth in the Cal League in saves (12) and tied for fifth in appearances (45).

2016 LAKE ELSINORE STORM BATTING STATISTICS

PLAYER	AVG	G	AB	R	H	2B	3B	HR	RBI	SAC	SF	HBP	BB	SO	SB	CS	OBP	SLG	E
Amarista, Alexi	.250	2	8	1	2	0	0	0	0	0	0	0	0	1	0	0	.250	.250	0
Blanco, Felipe	.172	22	64	3	11	2	0	0	1	1	0	1	6	21	0	4	.254	.203	4
Bravo, Daniel	.234	30	94	13	22	3	0	0	6	3	0	1	5	21	2	1	.280	.266	4
Cordero, Franchy	.286	74	297	47	85	16	8	5	35	0	1	5	19	83	11	8	.339	.444	6
Del Castillo, Miguel	.200	3	10	0	2	0	0	0	1	0	0	0	0	5	0	0	.200	.200	2
France, Ty	.304	60	224	39	68	16	0	9	38	1	4	12	15	47	3	4	.373	.496	11
Gettys, Michael	.306	60	248	40	76	13	0	9	33	2	2	3	17	77	9	6	.356	.468	1
Giron, Ruddy	.426	14	47	7	20	7	1	1	5	0	0	0	3	13	1	0	.460	.681	4
Greene Jr., Marcus	.143	18	63	5	9	1	0	1	4	0	0	2	6	22	0	0	.239	.206	3
Guerra, Javier	.202	105	391	49	79	19	1	9	41	3	3	0	34	141	4	4	.264	.325	30
Jay, Jon	.300	3	10	3	3	1	0	0	0	0	0	0	1	1	2	1	.364	.400	0
Jensen, Chase	.228	24	79	15	18	6	0	0	5	0	0	0	8	23	6	1	.299	.304	4
Kennedy, A.J.	.226	52	186	27	42	11	0	1	17	1	2	3	10	52	0	2	.274	.301	3
Kohlwey, Taylor	.302	13	53	8	16	2	2	0	3	0	0	1	3	16	0	1	.351	.415	2
Magdaleno, Westhers	.056	5	18	1	1	0	0	0	0	0	0	1	0	6	0	0	.105	.056	0
Moreno, Edwin	.267	109	405	54	108	18	11	14	63	4	3	1	15	126	4	4	.292	.469	4
Naylor, Josh	.252	33	139	17	35	5	0	3	21	0	2	0	3	22	1	1	.264	.353	8
Perez, Fernando	.213	44	169	22	36	5	1	9	28	1	1	3	12	49	1	1	.276	.414	4
Redman, Hunter	.000	4	8	0	0	0	0	0	0	0	0	0	1	0	4	0	.111	.000	0
Reyes, Franmil	.278	130	493	63	137	32	3	16	83	0	5	2	47	108	2	3	.340	.452	6
Ruiz, Jose	.215	49	177	14	38	9	0	0	9	1	0	2	5	41	1	1	.245	.266	5
Santos, Trae	.209	90	301	30	63	20	4	7	35	0	1	11	35	97	0	0	.313	.372	12
Schulz, Nick	.231	13	39	2	9	2	0	0	2	0	0	0	4	3	0	1	.302	.282	0
Stevens, River	.240	31	100	10	24	9	0	2	10	0	1	0	7	18	1	2	.287	.390	2
Tejada, Luis	.223	46	157	21	35	5	1	6	20	0	2	5	16	23	3	2	.311	.382	5
Tidwell, Kodie	.219	9	32	5	7	1	0	1	3	0	0	0	4	8	3	0	.306	.344	1
Urias, Luis	.330	120	466	71	154	26	5	5	52	8	3	13	40	36	7	13	.397	.440	16
Valenzuela, Ricardo	.252	36	131	14	33	5	0	1	11	2	0	0	11	19	0	0	.310	.313	1
VanMeter, Josh	.267	95	348	51	93	21	2	12	51	1	3	1	48	64	9	2	.355	.443	19
Vilter, Nick	.000	8	20	3	0	0	0	0	0	0	0	0	1	9	0	0	.048	.000	0
Weeks, Jemile	.222	3	9	0	2	0	0	0	3	0	0	0	1	1	0	0	.300	.222	0
Team Total	.257	140	4786	635	1228	255	39	111	580	28	33	68	376	1157	70	62	.318	.396	175

SCOUTING & PLAYER DEVELOPMENT

2016 LAKE ELSINORE STORM PITCHING STATISTICS

PLAYER	W	L	ERA	G	GS	CG	SHO	SV	IP	H	R	ER	HR	HB	BB	SO	WP	BK	AVG
Alger, Brandon	3	1	5.51	12	0	0	0	0	16.1	15	11	10	2	1	7	14	0	0	.250
Arias, Martires	2	4	5.79	35	5	0	0	0	56.0	62	48	36	3	6	37	70	10	2	.274
Ashbeck, Elliot	0	1	0.00	1	1	0	0	0	3.1	2	1	0	0	0	1	1	0	0	.182
Bachar, Lake	1	0	3.60	4	0	0	0	1	5.0	4	2	2	0	0	0	5	0	0	.250
Blanco, Felipe	0	0	0.00	1	0	0	0	0	1.0	0	0	0	0	1	1	0	0	0	.000
Blueberg, Colby	2	3	3.17	45	0	0	0	12	59.2	58	25	21	5	2	26	60	3	0	.254
Brasoban, Yimmi	0	0	0.68	10	0	0	0	5	13.1	8	1	1	1	0	1	13	0	0	.163
Cashner, Andrew	0	0	0.00	1	1	0	0	0	3.0	2	0	0	0	0	0	1	0	0	.182
Castillo, Jose	1	0	1.59	7	0	0	0	0	11.1	15	9	2	1	2	5	7	1	0	.326
Cox, Taylor	1	2	5.68	12	0	0	0	0	19.0	16	14	12	3	0	14	13	0	0	.225
Cressley, Aaron	0	0	0.00	2	0	0	0	0	1.1	0	0	0	0	0	3	1	0	0	.000
De Los Santos, Enyel	5	3	4.35	15	15	0	0	0	68.1	70	35	33	11	5	24	52	2	1	.267
Diaz, Luis	0	0	3.29	3	2	0	0	0	13.2	13	7	5	4	1	1	17	0	1	.250
Distasio, Louis	0	0	8.59	6	0	0	0	0	7.1	10	7	7	0	0	4	8	2	0	.323
Dorminy, Thomas	1	8	9.94	12	12	0	0	0	48.0	93	63	53	3	6	21	40	1	0	.415
Edwards, Jon	0	0	0.00	1	0	0	0	0	1.0	0	0	0	0	0	0	3	0	0	.000
Friedrich, Christian	0	0	2.00	2	2	0	0	0	9.0	7	3	2	1	0	0	7	0	0	.206
Huffman, Chris	10	5	3.78	28	23	0	0	0	131.0	126	70	55	7	4	43	98	10	0	.251
Keel, Jerry	2	2	6.14	4	4	0	0	0	22.0	23	16	15	5	2	9	16	1	0	.277
Kelly, Michael	1	3	5.83	6	6	0	0	0	29.1	33	23	19	2	3	12	25	0	0	.275
Kennedy, Brett	6	10	3.80	22	22	0	0	0	113.2	114	57	48	9	3	44	109	17	0	.260
Kimber, Corey	0	0	8.53	3	0	0	0	0	6.1	7	6	6	0	0	1	3	0	0	.292
Lamet, Dinelson	7	1	2.35	12	12	0	0	0	65.0	56	17	17	4	4	26	54	9	1	.241
Lemond, Zech	6	5	6.66	19	13	0	0	0	78.1	104	60	58	7	2	14	57	3	0	.324
Lockett, Walker	4	3	2.98	11	10	0	0	0	66.1	57	28	22	3	4	12	56	5	0	.225
Maton, Phil	3	2	1.91	25	0	0	0	9	33.0	17	9	7	2	0	8	47	3	0	.149
McGrath, Kyle	1	0	0.00	11	0	0	0	0	17.1	8	1	0	0	1	1	26	1	0	.138
Mejia, Angel	0	0	0.00	1	0	0	0	1	3.0	0	0	0	0	0	2	2	0	0	.000
Morrow, Brandon	0	1	6.94	2	2	0	0	0	11.2	15	9	9	1	0	3	8	0	0	.319
Paullus, Ben	3	1	4.86	32	0	0	0	1	50.0	59	30	27	8	1	18	39	5	0	.299
Reyes, Gerardo	1	3	5.00	22	0	0	0	1	27.0	24	18	15	2	3	14	29	3	0	.242
Rogers, Blake	0	0	3.60	2	0	0	0	1	5.0	3	3	2	1	1	0	2	0	1	.176
Ross, Tyson	0	1	54.00	1	1	0	0	0	0.2	3	4	4	0	0	2	1	2	0	.750
Ruiz, Jose	0	0	0.00	1	0	0	0	0	1.0	0	0	0	0	0	1	1	0	0	.000
Sanchez, Elier	0	2	8.74	3	3	0	0	0	11.1	14	13	11	3	1	7	6	1	0	.311
Santos, Trae	0	0	0.00	1	0	0	0	0	1.0	0	0	0	0	0	1	0	0	0	.000
Scholtens, Jesse	0	0	0.00	1	1	0	0	0	4.2	4	2	0	0	0	1	2	0	0	.235
Seidenberger, Trevor	1	2	7.05	40	0	0	0	0	52.1	59	44	41	8	2	32	42	5	2	.282
Stoops, Dylan	0	1	7.94	3	2	0	0	0	5.2	13	5	5	0	0	1	9	2	0	.448
Thornton, Matt	0	1	6.00	3	0	0	0	0	3.0	4	3	2	0	0	1	3	0	0	.333
Torres, Jose	0	2	3.55	20	0	0	0	1	25.1	21	11	10	2	0	10	25	2	0	.223
Valenzuela, Ricardo	0	0	4.50	3	0	0	0	0	4.0	9	2	2	0	1	0	4	0	0	.429
Verbitsky, Bryan	0	0	0.00	2	0	0	0	0	3.0	4	0	0	0	0	1	3	0	0	.286
Weir, T.J.	3	2	1.50	18	3	0	0	0	36.0	26	8	6	1	1	10	45	3	0	.205
Wieck, Brad	3	1	1.54	26	0	0	0	1	41.0	34	9	7	0	3	16	62	4	0	.224
Wingenter, Trey	2	1	2.03	30	0	0	0	4	44.1	36	10	10	0	3	17	46	2	0	.229
Zimmerman, Mark	0	0	2.20	12	0	0	0	1	16.1	12	6	4	2	1	4	14	1	0	.200
Team Total	69	71	4.22	140	140	0	6	38	1245.1	1260	690	584	101	64	456	1146	98	8	.263



EDWIN RODRIGUEZ

MANAGER

- Enters his first season with the Padres organization and first as manager of Lake Elsinore after spending the last five years in the Cleveland Indians organization, most recently as manager for Single-A Mahoning Valley in 2016.
- Spent 2014 and 2015 as a special assistant to player development...managed Double-A Akron in 2013 and High-A Carolina in 2012.
- Compiled a two-year managerial record of 78-85 (.479) over his two seasons as manager of the Florida Marlins from June 23, 2010 to June 18, 2011, becoming the first Puerto Rican-born manager in Major League Baseball history.
- Prior to his stint as Marlins skipper, he managed in the Florida Player Development System from 2005-2010, first joining the South Florida organization in 2004 as hitting coach for the then Double A Carolina.

- Joined the Tampa Bay Rays organization and managed the Rookie-Level Princeton Devil Rays from 2000-02.
- Served as a scout with the Minnesota Twins from 1989 to 1996.
- Signed by the New York Yankees as a minor league free agent in 1980 and made his professional debut with the Gulf Coast League Yankees...made his Major League debut on September 28, 1982 with the Yankees and played parts of three seasons with the Yankees and San Diego Padres...in his minor league career, hit .262 over parts of seven seasons.
- Has an accounting degree from Pontifical Catholic University of Puerto Rico



GLENDON RUSCH

PITCHING COACH

- Glendon Rusch enters his third season as a professional coach and third with Lake Elsinore after making his professional coaching debut with the Storm in 2015.
- Rusch pitched professionally for 17 seasons, 11 of which came at the Major League level, for the Kansas City Royals (1993-99), the New York Mets (1999-2001), Milwaukee Brewers (2002-03), Chicago Cubs (2004-06), San Diego Padres (2008) and Colorado Rockies (2008-09) organizations...the left-handed pitcher pitched to a 67-99 record with a 5.04 ERA and 1088 strikeouts against 460 walks in 342 games, 220 starts, in that time.

worked with young athletes in Southern California.

- Born on November 7, 1974 in Seattle, WA, Rusch resides in La Canada, Ca. with his wife, Kelley, and two sons, Cade and Trevor.



RAUL PADRON

HITTING COACH

- Raul Padron enters his third season with the Padres organization and his first as hitting coach for Lake Elsinore after serving as a coach for Fort Wayne in 2016
- Padron played professionally for 12 seasons and reached the Triple-A level for the Sacramento Rivercats of the Oakland Athletics' organization in 2008 and 2009.
- Originally signed by the Athletics as an international free agent in 2002, he made his professional debut with the Arizona Rookie-Level Athletics in 2004 and split time between all four levels of the Oakland system until 2009...joined the Camden Riversharks of the Independent League from 2010-13...played in the Venezuelan Winter League after each season for Leones Del Caracas (2007-13), Cardenales De Lara (2014) and Tiburones De La Guaira (2015)...also played for Diablos Rojos de Mexico of the Mexican Summer League in 2012.

- Resides in San Diego, Calif.



FREDDY FLORES

COACH

- Freddy Flores enters his first season with the Padres organization, serving as a coach for Lake Elsinore in 2017.
- Prior to joining the Padres, Flores spent the last nine seasons playing for independent professional teams as both a player and coach with the Lincoln Saltdogs (2016), Amarillo Thunderheads (2015), Amarillo Sox (2013-2014), El Paso Diablos (2012), Broxton Rox (2009-11) and Atlantic City Surf (2008)...also played in the Australian Baseball League with the Melbourne Aces (2013 and 2015).
- Professional playing career began in the Frontier League with the Chillicothe Paints (1998) and Richmond Roosters (1999-2000) before pursuing his coaching career.

- Spent 11 seasons as head coach in Division II Softball between Western New Mexico University as well as Georgian Court University
- Played one season at Cochise College before transferring to New Mexico Highlands University for two seasons where he was named to the Rocky Mountain Athletic Conference All-Century Team
- Graduated with a Bachelor's degree in special education from New Mexico Highlands.
- Born and raised in Silver City, New Mexico



RICKY HUERTA

ATHLETIC TRAINER

- Ricky Huerta enters his eighth season with the Padres, having joined the organization in 2009...2017 will mark his second season with Lake Elsinore after spending the previous three with Single-A Fort Wayne.
- Interned with the Padres in 2008 under the head athletic trainer for the Major League club.
- Received his Bachelor's degree in athletic training from the University of La Verne.
- Born December 8, 1985 in Los Angeles, Calif., Huerta now resides in El Cajon, Calif., with his wife, Brittany, daughter Juliana, and son, Jayden.



Drew Heithoff
Strength Coach

FORT WAYNE TINCAPS



MIDWEST LEAGUE (SINGLE-A)

2016 RECORD: 62-78 (.443)

2016 FINISH: 5th (1st half); 8th (2nd half)

PRESIDENT/GM: Mike Nutter

P.R. CONTACT: John Nolan

PHONE/FAX: 260-482-6400 / 260-471-4678

WEBSITE: www.TinCaps.com

PADRES AFFILIATE SINCE: 1999

EASTERN DIVISION

BALLPARK INFO:

Parkview Field

Built in 2009 ~ Capacity 8100

1301 Ewing Street

Fort Wayne, IN 46802

AWARDS & HIGHLIGHTS

- Fort Wayne finished the season 62-78 overall and saw their streak of seven consecutive playoff appearances come to an end, which was the longest active streak among all Minor League and Major League baseball teams.
- Fort Wayne had eight walk-off wins, including five in a span of 17 home games from July 30-September 1 in the second half.
- C Austin Allen set a franchise record 24-game hitting streak from July 10-August 12, hitting .394 (37-for-94) over that span.
- Allen was also named a Midwest League Mid-season and Post-season All-Star...selected as the Midwest League Player of the Month for April and earned Midwest League Player of the Week honors (April 7-17).
- RHP Jean Cosme got the ball as the starting pitcher for the Eastern Division team for the Midwest League All-Star Game.
- RHP Enyel De Los Santos, OF Michael Gettys and RHP Jacob Nix also earned Midwest League Midseason All-Star selections.
- OF Jonathan Peña became the first ever TinCap to homer in four consecutive games (June 23-26).
- Nix was tabbed as having the Best Breaking Pitch in the Midwest League by *Baseball America*...INF Carlos Belen was selected as having the Best Infield Arm in the Midwest League by *Baseball America*.
- 20 TinCaps players earned promotions in the San Diego Padres system.
- 2016 marked a franchise record for regular season attendance and total attendance (413,701) at Parkview Field, as well as a franchise record for average attendance (6,084), the second-ranked average attendance among all 100 Single-A/Rookie teams.
- The TinCaps drew 9,026 fans to the ballpark on the Fourth of July, the third-largest crowd in franchise history
- Parkview Field was voted Best Class A Ballpark in the *Baseball Digest* poll.
- The TinCaps were also the recipient of Minor League Baseball's John H. Johnson President's Award, presented annually to honor the complete baseball franchise -- based on franchise stability, contributions to baseball in the community, and promotion of the baseball industry.
- Team President Mike Nutter received the Better Business Bureau serving Northern Indiana's Individual of Integrity Award...
- The TinCaps also finished in the Top 25 in Minor League Baseball merchandise sales.

NOTABLE RANKINGS

- C Austin Allen ranked fifth in the Midwest League in batting average (.320), ninth in on-base percentage (.364) and slugging percentage (.425).
- 3B Carlos Belen ranked seventh in the Midwest League in RBI (72) and tied for seventh in triples (seven).
- 1B Brad Zunica ranked tied for sixth in the Midwest League with 14 home runs.
- OF Michael Gettys ranked eighth in the Midwest League in stolen bases (24).



SCOUTING & PLAYER DEVELOPMENT

2016 FORT WAYNE TINCAPS BATTING STATISTICS

PLAYER	AVG	G	AB	R	H	2B	3B	HR	RBI	SAC	SF	HBP	BB	SO	SB	CS	OBP	SLG	E
Allen, Austin	.320	109	409	52	131	22	0	7	61	0	10	5	29	69	0	0	.364	.425	7
Baker, Chris	.286	17	63	9	18	3	3	3	11	2	0	1	7	18	0	0	.366	.571	3
Belen, Carlos	.222	114	436	49	97	25	7	12	72	0	7	4	32	132	1	4	.278	.394	21
Boykin, Rod	.187	62	198	21	37	5	3	0	7	9	0	6	18	77	13	3	.275	.242	1
Bravo, Daniel	.154	8	26	2	4	1	0	0	2	0	0	0	2	7	1	0	.214	.192	2
Del Castillo, Miguel	.111	2	9	0	1	0	0	0	0	0	0	0	1	3	0	0	.200	.111	0
France, Ty	.237	68	219	35	52	8	0	5	35	1	1	16	44	49	3	3	.400	.342	5
Garcia, Alan	.222	52	180	13	40	6	0	1	6	3	1	0	7	53	0	0	.250	.272	5
Gettys, Michael	.304	68	257	37	78	10	5	3	27	2	2	10	18	69	24	10	.369	.416	4
Giron, Ruddy	.222	106	401	49	89	23	2	2	20	10	0	1	34	74	8	7	.284	.304	25
Greene Jr., Marcus	.217	31	106	10	23	5	0	5	13	1	2	1	10	31	0	2	.286	.406	5
Kennedy, A.J.	.233	16	43	5	10	3	0	0	2	1	0	0	4	9	0	2	.298	.302	2
Kohlwey, Taylor	.357	7	28	3	10	1	0	0	2	1	0	1	2	6	4	1	.419	.393	0
Moore, Tyler	.240	63	221	24	53	8	1	1	13	5	1	3	19	52	4	3	.307	.299	5
Overstreet, Kyle	.267	11	30	3	8	2	0	0	2	0	0	0	5	5	0	0	.371	.333	3
Pena, Jhonatan	.200	96	350	26	70	11	2	7	32	0	3	3	12	93	1	1	.231	.303	8
Redman, Hunter	.333	4	12	0	4	1	0	0	1	0	0	0	3	2	0	0	.467	.417	0
Selesky, Tyler	.296	35	125	9	37	5	1	1	9	0	0	1	14	39	1	2	.371	.376	3
Smith, Mason	.135	17	52	5	7	3	0	0	5	1	1	3	3	21	0	0	.220	.192	0
Stevens, River	.286	7	21	7	6	2	0	2	3	4	0	1	1	3	4	0	.348	.667	0
Tejada, Luis	.323	16	62	9	20	8	1	1	18	0	0	0	5	12	1	0	.373	.532	0
Tidwell, Kodie	.242	94	326	45	79	16	2	4	23	7	1	2	53	99	7	9	.351	.340	11
Urena, Jose Carlos	.246	39	138	12	34	4	0	4	14	0	0	3	10	47	0	0	.311	.362	1
Van Gansen, Peter	.237	125	459	53	109	15	2	1	31	13	4	2	54	80	1	5	.318	.285	13
Vitter, Nick	.218	29	78	9	17	6	0	2	11	3	2	6	17	29	0	0	.388	.372	1
Zunica, Brad	.242	110	401	48	97	22	0	14	61	0	3	6	25	156	0	0	.294	.401	12
TEAM TOTAL	.243	140	4650	535	1131	215	29	75	481	63	38	75	429	1235	73	52	.315	.350	160

2016 FORT WAYNE TINCAPS PITCHING STATISTICS

PLAYER	W	L	ERA	G	GS	CG	SHO	SV	IP	H	R	ER	HR	HB	BB	SO	WP	BK	AVG
Allen, Logan	3	4	3.33	15	11	0	0	0	54.0	48	22	20	2	3	22	47	3	0	.242
Ashbeck, Elliot	2	1	1.71	6	1	0	0	1	21.0	10	4	4	0	0	2	15	0	0	.143
Bachar, Lake	0	0	0.00	1	0	0	0	0	3.0	0	0	0	0	0	1	1	0	0	.000
Bednar, David	3	4	3.43	15	0	0	0	2	21.0	20	10	8	0	0	4	25	3	0	.244
Castillo, Jose	1	1	2.28	9	0	0	0	1	23.2	23	7	6	0	1	4	35	0	0	.256
Cosme, Jean	8	8	3.22	28	18	0	0	0	106.1	112	47	38	3	3	23	94	3	1	.267
Cox, Taylor	1	0	3.27	6	0	0	0	0	11.0	11	8	4	0	0	4	8	0	0	.268
Cressley, Aaron	1	0	4.05	13	0	0	0	0	20.0	23	12	9	0	0	10	18	1	0	.267
De Los Santos, Enyel	3	2	2.91	11	7	0	0	0	52.2	38	20	17	2	3	14	45	6	0	.199
Distasio, Louis	1	2	3.55	24	0	0	0	3	38.0	39	16	15	2	2	5	41	4	0	.262
Dorminy, Thomas	4	5	3.10	16	16	2	1	0	93.0	88	38	32	2	7	22	55	4	1	.256
Espinoza, Anderson	1	3	4.73	8	7	0	0	0	32.1	38	17	17	1	3	8	28	4	0	.290
Foriest, Nathan	0	0	4.34	12	0	0	0	1	18.2	13	9	9	2	0	18	24	3	1	.191
France, Ty	0	0	0.00	3	0	0	0	0	4.0	3	0	0	0	0	2	0	0	0	.214
Garcia, Alan	0	0	0.00	1	0	0	0	0	1.0	3	0	0	0	0	0	1	0	0	.500
Headean, Will	1	0	5.00	8	0	0	0	2	18.0	20	12	10	0	0	7	12	3	0	.270
Keel, Jerry	5	10	2.97	25	9	0	0	0	75.2	79	35	25	1	0	21	62	3	0	.262
Kennedy, Brett	2	1	2.54	6	6	0	0	0	28.1	29	11	8	2	0	7	38	1	0	.269
Kimber, Corey	3	2	4.00	18	0	0	0	1	45.0	40	23	20	5	2	18	39	5	0	.240
Lauer, Eric	0	0	0.00	1	1	0	0	0	2.0	0	0	0	0	0	1	2	0	0	.000
Liriano, Elvin	2	3	3.38	21	0	0	0	4	48.0	37	19	18	6	3	17	44	6	0	.209
Lockett, Walker	1	3	3.00	8	8	0	0	0	45.0	43	20	15	0	1	8	29	2	1	.244
Lorenzini, Braxton	0	0	2.45	1	0	0	0	0	3.2	2	1	1	1	0	0	3	0	0	.154
Lucchesi, Joey	0	0	0.00	1	0	0	0	0	2.0	4	0	0	0	0	1	3	1	0	.444
Maton, Phil	1	1	1.42	8	0	0	0	1	12.2	14	3	2	0	0	1	19	1	0	.269
Mejia, Angel	1	3	6.92	5	2	0	0	0	13.0	25	15	10	0	0	5	5	4	0	.397
Miller, Evan	0	0	1.93	4	0	0	0	0	4.2	4	1	1	0	0	2	4	0	0	.250
Monroe, Nick	3	2	6.54	24	0	0	0	1	42.2	59	32	31	2	2	20	50	4	1	.330
Morris, Elliot	1	1	5.87	3	0	0	0	0	7.2	7	5	5	2	0	0	7	0	0	.226
Nix, Jacob	3	7	3.93	25	25	0	0	0	105.1	115	54	46	5	2	20	90	4	4	.280
Paddack, Chris	0	0	0.64	3	3	0	0	0	14.0	11	1	1	0	0	3	23	0	0	.212
Quattrill, Cal	0	1	17.36	2	2	0	0	0	4.2	12	9	9	1	0	4	2	0	0	.522
Ramirez, Emmanuel	2	3	4.71	16	7	0	0	1	57.1	58	32	30	5	1	21	54	3	0	.264
Reyes, Gerardo	3	2	2.10	18	0	0	0	5	25.2	23	8	6	1	2	10	18	3	0	.247
Rogers, Blake	1	3	5.58	21	2	0	0	0	61.1	78	44	38	6	2	20	36	3	1	.310
Scholtens, Jesse	0	0	3.00	1	0	0	0	0	3.0	3	1	1	0	0	0	1	1	0	.250
Smith, Austin	4	6	5.26	25	15	0	0	1	90.2	104	60	53	6	3	46	63	5	3	.294
Stillman, Will	0	0	5.54	7	0	0	0	0	13.0	14	8	8	0	1	9	15	4	0	.286
Vitter, Nick	0	0	3.00	3	0	0	0	0	3.0	5	1	1	0	0	2	0	0	0	.385
Wingenter, Trey	1	0	0.82	8	0	0	0	4	11.0	6	3	1	0	1	2	14	1	1	.162
Team Total	62	78	3.78	140	140	2	8	28	1237.0	1261	608	519	57	43	380	1074	85	14	.263



ANTHONY CONTRERAS

MANAGER

- Anthony Contreras enters his third full season as a coach in the Padres organization and second with Fort Wayne after managing the Single-A Tri-City Dust Devils in 2015...made his coaching and managerial debut midway through the 2014 season as manager of the Rookie-Level AZL Padres, replacing Rod Barajas who at the time became Lake Elsinore's hitting coach.
- With Tri-City in 2015, helped guide the Dust Devils to a 42-34 overall record and a first-half division championship in the club's first season as a Padres affiliate...earned a trip to the Northwest League Championship Series where they fell in a best-of-three series in three games to the Hillsboro Hops (2-1)...the 2015 season marked the Dust Devils' fourth division title of any kind in franchise history, having also earned titles in 2007, 2009 and 2011.
- Formerly an infielder in the San Francisco Giants (2005-07) and Padres (2008-2013) minor league systems, Contreras hit .261 (705-for-2703) with 125 doubles, 12 triples, 24 home runs and 310 RBI in 797 games played over parts of nine minor league seasons.
- Originally selected by the Giants in the ninth round of the 2005 First-Year Player Draft out of San Jose State...Contreras set the SJSU school record with a 32-game hitting streak during the 2005 season, en route to earning team MVP honors.



BURT HOOTON

PITCHING COACH

- Burt Hooton enters his fifth season with the Padres organization and fifth with Single-A Fort Wayne after joining in 2013 as pitching coach.
- In 2015, helped guide the TinCaps pitching staff to a 3.35 team ERA, the best mark in the Padres minor league system last season.
- Previously served as pitching coach for the Houston Astros' Triple-A affiliate for the prior eight seasons in both Oklahoma City (2001-12), and Round Rock (2005-10)...also spent parts of five seasons (2000-04) as the Major League pitching coach for the Astros.
- Also served as pitching coach for the Round Rock Express in 2000 after three seasons as the pitching coach for the University of Texas, his alma mater, from 1997-99.
- Began his coaching career with Single-A Salem from 1988-89...later served as the pitching coach for Double-A San Antonio with the Dodgers organization from 1990-94 and coached the 1995-96 seasons with Triple-A Albuquerque.
- Played in the Majors Leagues for parts of 15 seasons with the Chicago Cubs (1971-75), Los Angeles Dodgers (1975-84) and Texas Rangers (1985).
- On April 16, 1972, as a 22-year-old rookie in his fourth big league start over two seasons, he tossed a no-hitter for the Cubs against Philadelphia.
- Over his 15 big league seasons, he compiled a 151-136 (.526) record with a 3.38 ERA (996 ER, 2652.0 IP) and 1,491 strikeouts against 799 walks in 480 games, 377 starts.
- Named a National League All-Star in 1981 with the Dodgers, Hooton also finished second in Cy Young Award voting in 1978 for Los Angeles, a year in which he went 19-10 with a 2.71 ERA (71 ER, 236.0 IP) over 32 starts with 10 complete games.
- Over 11 postseason starts, he was 6-3 with a 3.17 ERA (21 ER, 59.2 IP), including 3-3 in six World Series outings...was the winning pitcher in the clinching Game Six of the 1981 World Series for the Dodgers over the Yankees, and finished the 1981 postseason with a 4-1 record and a 0.82 ERA (3 ER, 33.0 IP) over five starts.
- Selected by the Chicago Cubs in the secondary phase of the 1971 Draft and made his Major League debut nine days later, fanning his first batter faced in future Hall of Famer Lou Brock...set a Cubs rookie record by striking out 15 batters in a game later that season.
- Resides in San Antonio, Texas, with his wife, Ginger...the couple has two grown children...nicknamed "Happy" Hooton from his former manager, Tommy Lasorda, because he seldom looked as if he were happy.



DOUG BANKS

HITTING COACH

- Doug Banks enters his second season with the Padres organization, serving in 2017 as hitting coach for Single-A Fort Wayne.
- Spent the 2016 seasons as hitting coach for the club's Rookie-Level affiliate as well as an amateur scout covering the areas of Arizona, Colorado, New Mexico, Nevada and Utah.
- Prior to joining the Padres he spent the previous four season as an amateur scout in the Texas Rangers organization...prior to serving as a scout he assisted the Major League staff of the Rangers in various roles from 2008-11...assisted hitting coaches Rudy Jaramillo and Clint Hurdle, while also working alongside pitching coach Mike Maddux and catching in the bullpen.
- Played two seasons at the University of Arizona.

- Resides in Dallas, TX



JHONNY CARVAJAL

COACH

- Jhonny Carvajal returns for his second season with the Padres organization and first with Fort Wayne after serving as a coach for the Dominican Summer League Padres in 2016.
- Played in parts of 11 Minor League seasons between the Cincinnati Reds (1993-95), Montreal Expos (1996-2000), Arizona Diamondbacks (2000, 2003) and San Francisco Giants' (2001-02).
- Played primarily second base, third base and shortstop...reached the Triple-A level with Montreal (1999 and 2000) and Arizona (2000 and 2003).
- The Venezuelan native also played professionally in Italy from 2004-06 and 2008-11.




ALLYSE KRAMER

ATHLETIC TRAINER

- Allyse Kramer returns for her second season in the Padres organization and first with Fort Wayne as athletic trainer after spending 2016 with Tri-City.
- Prior to joining the Padres, Allyse worked at the University of Texas, with her main sport focus being the Spirit Squads...she also earned her Master's degree in Exercise Physiology at UT in 2013 and then spent a year working with a college in Seattle before returning to Austin to work on the Longhorn Sports Medicine Staff...she also taught classes in both the Kinesiology and Nutrition departments.
- Earned a bachelor's degree in athletic training from Point Loma Nazarene University in San Diego, working with all of the college's sports but primarily women's volleyball and men's/women's

track and field.

- The California native also attended the GIFT program and holds the designation of being a Fellow of Applied Functional Science.



Jay Young
Strength Coach

SCOUTING & PLAYER DEVELOPMENT

TRI-CITY DUST DEVILS



NORTHWEST LEAGUE (SHORT-A) NORTH DIVISION

2016 TRI-CITY RECORD: 34-42 (.447)
2016 FINISH: 2nd (1st half); 2nd (2nd half)
PRESIDENT: Brent Miles
G.M./P.R. CONTACT: Derrel Ebert
PHONE/FAX: 509-544-8789 / 509-547-9570
WEBSITE: www.dustdevilsbaseball.com
PADRES AFFILIATE SINCE: 2015

BALLPARK INFO:
 Gesa Stadium
 Built in 1995 ~ Capacity 3,700
 6200 Burden Blvd.
 Pasco, WA 99301

AWARDS & HIGHLIGHTS

- In the second season as a San Diego Padres affiliate, the Dust Devils posted a 34-42 overall record...The Dust Devils had another record-setting year as 86,886 fans attended games at Gesa Stadium during the 2016 season.
- During the 2016 season the Dust Devils welcomed the top four draft picks of the San Diego Padres in the 2016 MLB Draft... pitchers Cal Quantrill (8th overall) and Eric Lauer (25th overall) shined in Tri-Cities as the duo combined to strikeout 57 opponents and allowed only 22 hits...Quantrill finished with a 1.93 ERA (4 ER, 18.2 IP) in his five starts to go along with a 28-2 strikeout-to-walk ratio while Laurer posted a 1.44 ERA (4 ER, 25.0 IP) in his seven starts with a 28-7 strikeout-to-walk ratio...INF Hudson Potts (24th overall) helped the Dust Devils finish the season strong with 14 hits and six RBI in just 16 games...OF Buddy Reed (48th overall) displayed his athleticism and speed in the field and on the base paths as he had 52 base hits and led the team in stolen bases with 15.
- RHP Diomar Lopez and INF Chris Baker were named to the 2016 Northwest League All-Star Roster.
- LHP Joey Lucchesi was named to the 2016 Northwest League Year-End All-Star Team.
- LHP Will Headean was named the Northwest League Pitcher of the Week during the week of July 11-17.

NOTABLE RANKINGS

- INF Nate Easley finished the season ranked second in the Northwest League in walks (46), tied for second in triples (five), tied for fifth in runs scored (44) and seventh in on-base percentage (.385).
- INF Chris Baker finished the season ranked sixth in the NWL in batting average (.303) and on-base percentage (.389).
- LHP Will Headean led the NWL in strikeouts with 77 and ranked third in innings pitched (73.0) and seventh in ERA (4.43).

2016 TRI-CITY DUST DEVILS BATTING STATISTICS

PLAYER	AVG	G	AB	R	H	2B	3B	HR	RBI	SAC	SF	HBP	BB	SO	SB	CS	OBP	SLG	E
Asuncion, Luis	.241	58	199	21	48	12	0	1	21	0	0	7	21	54	0	1	.335	.317	4
Baker, Chris	.303	54	201	33	61	11	0	2	27	0	3	7	23	49	14	4	.389	.388	15
Burgos, Aldemar	.189	31	106	10	20	4	1	0	7	6	0	1	5	36	1	5	.232	.245	1
De La Cruz, Wilfri	.284	21	67	11	19	2	0	1	9	1	0	2	6	19	1	1	.360	.358	2
Del Castillo, Miguel	.000	1	4	0	0	0	0	0	0	0	0	0	0	2	0	0	.000	.000	0
DeLeon, Manny	.214	15	42	4	9	1	0	0	4	0	1	1	8	14	2	1	.346	.238	1
Easley, Nate	.261	67	241	44	63	6	5	1	18	3	1	3	46	59	13	4	.385	.340	14
Garcia, Alan	.263	6	19	2	5	2	0	0	4	0	0	0	4	5	0	0	.391	.368	1
Kohlwey, Taylor	.220	33	127	14	28	4	4	1	20	0	1	1	19	27	8	3	.324	.339	1
Magdaleno, Westhers	.247	21	73	4	18	3	0	0	5	0	1	1	6	27	0	1	.309	.288	4
Magee, Josh	.187	47	166	20	31	2	1	0	10	2	1	5	18	56	4	3	.284	.211	3
Mattison, Chris	.162	32	105	12	17	3	0	2	10	1	1	1	12	43	0	0	.252	.248	4
Moore, Tyler	.237	11	38	3	9	0	0	0	1	0	0	1	8	13	0	2	.383	.237	0
Overstreet, Kyle	.253	64	241	25	61	7	1	0	28	1	5	1	21	40	1	0	.310	.290	6
Potts, Hudson	.233	16	60	7	14	0	1	0	6	1	0	2	9	13	2	1	.352	.267	2
Redman, Hunter	.182	15	44	0	8	0	0	0	5	0	0	1	8	12	0	1	.321	.182	4
Reed, Buddy	.254	51	205	31	52	9	4	0	13	0	2	1	22	53	15	5	.326	.337	4
Savinon, Jose	.238	26	80	9	19	2	1	0	4	1	0	0	7	12	3	1	.299	.288	10
Smith, Mason	.267	5	15	3	4	0	0	1	3	0	0	2	2	5	0	0	.421	.467	0
Sosa, Carlos	.175	13	40	3	7	1	0	0	6	0	0	4	3	15	0	0	.298	.200	3
Tatis, Jr., Fernando	.273	12	44	4	12	4	2	0	5	0	2	0	3	13	1	1	.306	.455	5
White, Boomer	.213	61	230	25	49	11	1	0	21	0	2	4	19	34	3	3	.282	.270	11
Young, G.K.	.209	47	177	13	37	8	0	4	22	0	3	1	21	63	1	0	.292	.322	7
TEAM TOTAL	.234	76	2524	298	591	92	21	13	249	16	23	46	291	664	69	37	.322	.303	117



SCOUTING & PLAYER DEVELOPMENT

2016 TRI-CITY DUST DEVILS PITCHING STATISTICS

PLAYER	W	L	ERA	G	GS	CG	SHO	SV	IP	H	R	ER	HR	HB	BB	SO	WP	BK	AVG
Allen, Logan	0	1	7.71	1	1	0	0	0	2.1	4	2	2	0	0	1	4	0	0	.364
Bednar, David	1	0	0.00	8	0	0	0	2	10.0	7	0	0	0	1	0	15	1	0	.189
Berry, Tim	0	0	1.42	2	2	0	0	0	6.1	6	1	1	0	0	1	3	0	0	.273
Castillo, Jose	0	1	1.80	4	0	0	0	1	5.0	5	1	1	1	1	3	7	0	0	.278
Cressley, Aaron	0	0	1.59	9	0	0	0	4	11.1	3	2	2	0	0	5	8	1	0	.083
De Horta, Adrian	2	2	3.95	9	1	0	0	0	27.1	24	18	12	1	0	7	25	6	0	.229
DiSabatino, Dominic	0	0	0.00	2	0	0	0	0	2.1	0	0	0	0	0	1	2	1	0	.000
Erb, Dalton	2	1	2.70	19	0	0	0	0	40.0	37	16	12	0	3	14	22	8	0	.255
Ford, Chasen	0	1	7.31	13	0	0	0	0	16.0	34	19	13	1	1	14	17	4	0	.459
Foriest, Nathan	1	1	2.87	13	0	0	0	0	15.2	13	7	5	1	1	17	21	3	1	.210
Garcia, Jean	0	0	27.00	2	0	0	0	0	1.1	2	4	4	0	0	5	2	1	0	.400
Guerrero, Jordan	4	5	4.34	10	7	0	0	0	37.1	39	27	18	2	3	22	23	4	2	.265
Headman, Will	4	5	4.32	15	14	0	0	0	73.0	75	43	35	4	4	26	77	8	0	.263
Lauer, Eric	1	0	1.44	7	7	0	0	0	25.0	17	4	4	0	0	7	28	2	0	.191
Lopez, Diomar	4	1	2.98	20	0	0	0	2	42.1	39	19	14	2	1	10	38	4	1	.239
Lorenzini, Braxton	3	5	6.15	13	5	0	0	0	45.1	47	38	31	2	1	22	43	6	1	.267
Lucchesi, Joey	0	2	1.35	14	10	0	0	1	40.0	27	7	6	0	0	2	53	5	1	.189
Mejia, Angel	1	2	4.58	8	7	0	0	0	37.1	39	24	19	2	6	15	26	3	1	.269
Miller, Evan	1	3	2.08	15	0	0	0	2	26.0	16	9	6	1	0	15	25	3	0	.163
Monroe, Nick	0	1	12.10	8	0	0	0	0	9.2	17	13	13	0	1	10	11	1	0	.405
Perez, Mayky	0	0	2.57	4	0	0	0	0	7.0	10	7	2	0	1	4	7	2	0	.303
Quattrini, Cal	0	2	1.93	5	5	0	0	0	18.2	15	7	4	0	1	2	28	1	1	.205
Ramirez, Emmanuel	4	1	2.62	8	8	0	0	0	44.2	36	16	13	0	1	13	42	5	3	.218
Rodriguez, Hansel	0	2	6.97	6	6	0	0	0	20.2	25	17	16	2	2	12	13	5	0	.298
Ruiz, Jose	2	0	0.00	9	0	0	0	2	10.2	3	0	0	0	0	2	12	0	0	.094
Sanchez, Elier	1	1	5.74	3	3	0	0	0	15.2	15	10	10	1	1	9	12	1	0	.259
Scholtens, Jesse	0	1	1.65	17	0	0	0	4	27.1	26	6	5	0	0	6	36	1	0	.248
Seidenberger, Trevor	0	0	1.17	5	0	0	0	0	7.2	5	2	1	0	0	2	6	0	0	.172
Sheckler, Ben	0	1	2.25	2	0	0	0	0	4.0	2	2	1	1	0	1	4	0	0	.167
Stillman, Will	2	0	0.61	11	0	0	0	0	14.2	4	1	1	0	0	6	17	0	0	.083
Weickel, Walker	0	1	3.86	4	0	0	0	0	7.0	7	4	3	0	0	3	5	2	0	.269
Zimmerman, Mark	1	2	0.86	10	0	0	0	0	21.0	15	4	2	0	2	4	31	5	0	.197
Team Total	34	42	3.43	76	76	0	3	18	672.2	614	330	256	21	31	261	663	83	11	.241



BEN FRITZ PITCHING COACH

- Ben Fritz returns for his third season in the Padres organization as well as his third season as a coach in the professional ranks...enters his first season as manager of Tri-City after spending the last two seasons with the club's Rookie-Level affiliate in Peoria.
- Pitched seven professional seasons with the Oakland Athletics (2002-07) and Detroit Tigers (2009) organizations as well as part of three seasons with the Lancaster Barnstormers of the independent Atlantic League (2008-10).
- Overall, posted a career record of 45-61 with a 4.75 ERA in 192 games, 187 starts.
- Was originally selected in the first-round (30th overall) of the 2002 First-Year Player Draft by the Oakland Athletics...was featured in Michael Lewis' book *Moneyball* as one of the 20 players A's

General Manager Billy Beane would draft in a perfect world, if money were no object and other teams weren't drafting.

- Played collegiately at Fresno State where he was the Western Athletic Conference Pitcher of the Year and second-team All-America selection in 2001.



HUNTER MENSE HITTING COACH

- Hunter Mense enters his first year with the Padres organization and first as hitting coach for Tri-City.
- Spent the last five seasons as an assistant coach at the University of Missouri where he coached from 2011-2016.
- Originally drafted by the Florida Marlins as a 17th-round selection in the 2006 First-Year Player Draft and reached the Triple-A level in 2010 with the Marlins.
- Mense was a decorated player at the University of Missouri, earning All-American honors as an outfielder in 2006 and was a 2005 All-Big 12 honoree...he played for three NCAA Regional teams and the 2006 team that reached NCAA Super Regionals.
- He earned his Masters degree in sport psychology from the University of Missouri in 2015.



JOSH SPENCE

PITCHING COACH

- Josh Spence returns for his second season as a coach in San Diego's organization, serving as pitching coach for Tri-City after previously serving as rehab pitching coach in 2016 with the club's Rookie-Level affiliate in Peoria, Ariz.
- Originally signed by the Padres as a ninth-round selection in the 2010 First-Year Player Draft, he made his Major League debut for the Padres in 2011 and pitched in parts of two Major League seasons (2011-12), both for San Diego, going 0-3 with a 3.15 ERA (14 ER, 40.0 IP) and 41 strikeouts against 24 walks over 51 relief appearances...at the time of his debut, became the second player selected in the 2010 First-Year Player Draft to reach the Majors behind only Chris Sale for the White Sox.
- Played parts of five minor league seasons total with the Padres (2010-12), New York Yankees (2013) and Miami Marlins (2014), also playing parts of the 2014 season in independent leagues.
- A native of Australia, he now resides in Scottsdale, Ariz.



OSCAR SALAZAR

FIELDING COACH

- Oscar Salazar returns to the Padres organization and will make his professional coaching debut as a coach for Tri-City in 2017
- The former Major League infielder played for the Detroit Tigers (2002), Baltimore Orioles (2008-09) and San Diego Padres (2009-10)...originally signed by the Oakland Athletics as a minor league free agent in 1994 and played in parts of 12 minor league seasons...also played in the Venezuelan Winter League from 2006-15 and had a brief stint in the Japanese Central League in 2012.



DAVID BRYAN

ATHLETIC TRAINER

- David Bryan returns for his second season in the Padres organization and first as athletic trainer for Tri-City...spent 2016 as a trainer with the club's Rookie-Level affiliate in Peoria, Ariz.
- Earned a Master's degree while working as a graduate assistant athletic trainer for Concord University in Athens, WV...while at Concord, David worked with the baseball, football, and men's soccer teams.
- Earned a Bachelor's degree in Athletic Training with a Minor in Strength and Conditioning from Alderson Broadus University (ABU)...also played baseball during his time at ABU.



Sam Hoffman
Strength Coach



PEORIA PADRES



ARIZONA LEAGUE (ROOKIE)

2016 RECORD: 25-30 (.455)

2016 FINISH: 3rd (1st half); 3rd (2nd half)

PHONE: 623-486-7000

FAX: 623-486-6549

WEST DIVISION

BALLPARK INFO:

Peoria Sports Complex

8131 West Paradise Lane

Peoria, AZ 85382

AWARDS & HIGHLIGHTS

- The Arizona League Rookie Padres finished the 2016 campaign with an overall record of 25-30 (12-16 in the first half, 13-14 in the second half) and fell short of the AZL playoffs.
- INF **Hudson Potts** and INF **Fernando Tatis Jr.** were named the seventh and 10th-best prospects, respectively, in the Arizona League by *Baseball America*.

NOTABLE RANKINGS

- INF **Hudson Potts** and INF **Fernando Tatis Jr.** ranked tied for second in the Arizona League in runs scored (35)...**Potts** also ranked tied for sixth in the AZL in hits (54) and ninth in batting average (.295)...**Tatis Jr.** also ranked tied for sixth in the AZL in doubles (13) and stolen bases (14) and tied for ninth in total bases (75)
- RHP **Jim McDade** ranked tied for the AZL lead in wins (five)...RHP **Wilmer Torres** converted all nine of his save opportunities and led the AZL win saves (nine) and games finished (20).

2016 PEORIA PADRES BATTING STATISTICS

PLAYER	AVG	G	AB	R	H	2B	3B	HR	RBI	SAC	SF	HBP	BB	SO	SB	CS	OBP	SLG	E
Amarista, Alexi	.000	1	1	1	0	0	0	0	1	0	1	0	1	0	0	0	.333	.000	0
Anguizola, Luis	.279	31	104	19	29	5	0	1	18	0	2	3	17	24	3	0	.389	.356	4
Aragon, Bryant	.234	20	77	8	18	3	1	1	12	0	1	1	5	17	0	0	.286	.338	2
Burgos, Aldemar	.164	18	61	8	10	2	1	1	5	2	0	0	3	15	1	1	.203	.279	2
Carter, Tre	.298	12	47	7	14	0	2	0	10	0	0	0	9	10	3	2	.411	.383	1
Contreras, Ronaldo	.154	3	13	1	2	0	0	0	1	0	0	0	0	6	0	0	.154	.154	0
De La Cruz, Wilfri	.313	5	16	3	5	2	0	0	1	0	0	1	0	1	0	0	.353	.438	2
DeLeon, Manny	.212	32	118	14	25	4	3	0	6	0	1	0	12	39	8	1	.282	.297	3
Gowdy, Denzell	.256	37	121	17	31	6	1	1	13	1	1	5	15	38	3	1	.359	.347	6
Ilarraza, Reinaldo	.179	13	39	7	7	0	0	0	2	0	1	2	7	20	0	1	.327	.179	4
Jensen, Chase	.000	2	7	1	0	0	0	0	0	0	0	1	1	2	2	0	.222	.000	0
Lezama, Jose	.259	35	116	17	30	4	0	0	13	2	3	4	19	14	2	2	.373	.293	4
Magdaleno, Westhers	.259	7	27	0	7	0	0	0	2	0	1	0	3	10	0	1	.323	.259	2
Magee, Josh	.263	5	19	3	5	0	1	0	2	0	0	1	2	7	2	2	.364	.368	0
Mattison, Chris	.500	2	6	4	3	1	0	0	0	0	0	0	2	1	0	0	.625	.667	0
Minaya, Euri	.169	22	83	6	14	1	3	1	9	0	1	1	0	44	1	0	.176	.289	1
Olmo, Dayon	.288	34	132	29	38	8	3	4	18	0	0	2	7	36	4	2	.333	.485	4
Ortega, Ariel	.231	29	91	10	21	4	0	0	8	0	0	1	8	34	2	1	.300	.275	7
Pennell, Tucker	.260	15	50	8	13	3	0	0	7	0	0	3	9	6	1	2	.403	.320	0
Potts, Hudson	.295	43	183	35	54	12	2	1	21	0	1	2	9	34	8	4	.333	.399	4
Rosario, Eguay	.379	7	29	3	11	3	0	0	1	0	0	1	2	7	1	1	.438	.483	2
Savinon, Jose	.364	4	11	1	4	0	1	0	2	0	1	0	2	4	1	0	.429	.545	1
Selesky, Tyler	.299	22	77	19	23	4	3	0	17	0	2	3	11	10	1	0	.398	.429	2
Sosa, Carlos	.236	16	55	10	13	2	0	1	9	0	0	1	6	12	0	0	.323	.327	1
Sotillo, Jose	.214	8	28	2	6	2	0	0	6	0	0	0	1	11	0	0	.241	.286	0
Suwinski, Jack	.241	30	108	12	26	5	0	0	10	0	1	2	12	19	3	0	.325	.287	3
Tatis Jr., Fernando	.273	43	176	35	48	13	1	4	20	1	0	0	10	44	14	2	.312	.426	13
Tidwell, Kodie	.143	2	7	1	1	1	0	0	0	0	0	0	2	0	0	0	.333	.286	0
Weeks, Jemile	.556	3	9	1	5	2	0	0	2	0	0	0	1	0	1	0	.600	.778	2
Williams, Jacques	.169	26	89	11	15	5	2	1	12	0	0	0	9	40	0	0	.245	.303	7
TEAM TOTAL	.252	55	1900	293	478	92	24	16	228	6	17	34	185	505	61	23	.326	.351	89

SCOUTING & PLAYER DEVELOPMENT

2016 PEORIA PADRES PITCHING STATISTICS

PLAYER	W	L	ERA	G	GS	CG	SHO	SV	IP	H	R	ER	HR	HB	BB	SO	WP	BK	AVG
Allen, Logan	0	0	3.00	3	3	0	0	0	6.0	5	2	2	0	0	1	8	0	0	.217
Arias, Juan	1	1	10.02	17	0	0	0	0	20.2	39	25	23	2	4	6	15	2	0	.394
Bachar, Lake	1	2	3.45	10	5	0	0	0	28.2	25	11	11	1	1	6	35	0	1	.231
Clase, Emmanuel	2	0	4.01	8	2	0	0	0	24.2	22	18	11	0	0	12	23	3	1	.227
Cordero, Starlin	2	1	2.84	15	2	0	0	0	25.1	22	16	8	0	1	17	31	8	0	.227
Dallas, Dan	1	2	3.09	5	3	0	0	0	11.2	11	6	4	0	0	7	16	3	0	.234
De Horta, Adrian	0	0	0.00	2	0	0	0	0	3.2	2	0	0	0	0	2	4	0	0	.154
Diaz, Luis	0	1	3.00	3	1	0	0	0	6.0	7	3	2	0	0	1	4	0	0	.292
DiSabatino, Dominic	0	1	9.58	12	0	0	0	0	10.1	15	13	11	1	2	4	13	4	0	.319
Ford, Chasen	0	0	8.31	3	0	0	0	0	4.1	8	4	4	0	0	2	5	3	0	.421
Garcia, Jean	1	4	3.66	11	8	0	0	0	46.2	45	23	19	0	3	15	36	5	1	.257
Gauthier, Kyle	1	3	6.49	17	0	0	0	1	26.1	36	23	19	1	0	6	30	4	0	.324
Guzman, Jonathan	2	2	7.18	17	1	0	0	0	26.1	32	24	21	2	9	13	21	5	1	.299
Henry, Henry	1	4	5.28	9	4	0	0	0	29.0	35	24	17	0	2	13	29	5	1	.292
Lauer, Eric	0	1	6.75	2	2	0	0	0	4.0	7	5	3	1	0	1	7	0	0	.368
Lawson, Reggie	0	0	8.31	5	3	0	0	0	8.2	12	8	8	0	0	3	7	2	1	.316
Lucio, Seth	1	0	5.06	7	0	0	0	0	5.1	6	4	3	0	0	2	7	0	0	.261
McDade, Jim	5	1	1.59	18	0	0	0	2	34.0	25	9	6	0	0	6	27	3	0	.205
McNutt, Trey	0	0	0.00	2	0	0	0	0	1.1	1	2	0	0	0	1	0	1	0	.167
Morrow, Brandon	1	0	1.80	4	0	0	0	0	5.0	8	3	1	0	0	0	6	0	0	.364
Munoz, Andres	1	1	5.49	16	1	0	0	0	19.2	16	16	12	1	0	16	26	11	0	.213
Perez, Mayky	2	2	3.94	9	6	0	0	0	29.2	30	23	13	1	2	15	31	3	0	.250
Quattrill, Cal	0	2	5.27	5	5	0	0	0	13.2	12	8	8	0	0	2	16	0	0	.231
Ruiz, Jose	0	0	0.00	1	0	0	0	0	0.2	0	0	0	0	0	2	1	1	0	.000
Savinon, Jose	1	0	0.00	1	0	0	0	0	1.0	1	0	0	0	0	1	1	0	0	.250
Sheckler, Ben	1	2	4.25	16	2	0	0	2	29.2	33	17	14	1	4	12	25	3	0	.280
Smith, Jake	0	0	0.00	1	0	0	0	0	1.0	1	0	0	0	0	0	2	0	0	.250
Thompson, Mason	0	0	2.25	5	5	0	0	0	12.0	8	3	3	0	2	5	12	2	0	.186
Torres, Wilmer	1	0	2.49	20	0	0	0	9	21.2	15	6	6	0	2	13	27	3	0	.195
Weickel, Walker	0	0	12.00	2	2	0	0	0	3.0	4	4	4	2	1	0	2	0	0	.333
Zawadzki, Grant	0	0	6.26	23	0	0	0	0	23.0	25	18	16	1	2	12	25	3	1	.275
Team Total	25	30	4.64	55	55	0	0	14	483.0	508	318	249	14	36	196	492	74	7	.265



SHAUN COLE

MANAGER, AZL 1 / COORDINATOR, PLAYER DEVELOPMENT

- Shaun Cole enters his second season with the Padres and will make his managerial debut in 2017 for the Rookie-Level affiliate in Peoria, Ariz., while continuing to also serve as coordinator, player development., a position he has held since joining the organization in September 2015.
- Prior to joining San Diego, previously served as director of the 18U National Team for Team USA, winning a World Championship gold medal in 2015 as well as a Pan American gold medal in 2014... had been named to the position in June 2014.
- Prior to joining Team USA he worked at the University of Arizona, where he was named the 2012 Collegiate Baseball National Pitching Coach of the Year as the Wildcats won their fourth NCAA Division I Baseball Championship that season.
- Also served in baseball operations for the Tacoma Rainiers as well as pitching coach and recruiting coordinator for Edmonds Community College in Lynnwood, Wash when the school won a NWAACC JC Championship in 2008.

- Graduated from William Penn University in Oskaloosa, Iowa...played baseball at both Pierce College as well as William Penn... earned a master's degree from the University of Washington in Education.
- Resides in Phoenix, Ariz. with his wife, Jackie.



MICHAEL COLLINS

MANAGER, AZL 2

- Michael Collins enters his sixth season in the Padres organization and his third managing the club's Rookie-Level affiliate after managing the 2015 season with Single-A Lake Elsinore...managed the Fort Wayne TinCaps in 2014, the Padres Rookie-Level affiliate in 2013 and the organization's Dominican Summer League affiliate in 2012 in what was his managerial debut.
- Prior to becoming a manager, served as an assistant coach for the DSL Padres in 2011.
- Named the Padres' 2014 Jack Krol Award recipient for his contributions to player development...helped lead the 2014 TinCaps to a second-straight Eastern Division Championship.
- For the past five off-seasons, has managed his hometown team, the Canberra Cavalry of the Australian Baseball League...led the Cavalry to the 2012/2013 ABL Championship title in his first year as manager...led the club back to the ABL Championship series in 2013/2014, as the Cavalry fell to the Perth Heat...the Cavalry fell just short of the postseason in 2014/2015, posting a 22-24 record...this past season (2015/16), helped lead the Cavalry to the ABL Preliminary Final as the team fell short of reaching the Championship Series to the Adelaide Bite after forcing a decisive Game Three against the Bite.

- The former catcher played in 10 professional seasons in the Los Angeles Angels (2001-08) and San Diego Padres (2009-10) organizations...was originally signed by the Angels as a non-drafted free agent in 2001.
- A native of Australia, he attended Daramalan College while playing for local club teams before beginning his professional playing career, including the Cavalry.
- Born July 18, 1984 in Canberra, Australia...resides in the winter in Phoenix, Ariz.



RAUL GONZALEZ

HITTING COACH, AZL 1

- Raul Gonzalez enters his first season with the Padres organization, serving as hitting coach for the club's Rookie-Level affiliate in Peoria, Ariz., after coaching for the Rookie-Level Burlington Royals of Kansas City's organization in 2016.
- Served as hitting coach for Aguilas de Mexicali of the Liga Mexicana del Pacifico from 2014-15 and held the same position for the Gulf Coast League Red Sox from 2013-14, helping guide the club to a GCL title in 2014 while leading the league in runs and RBI...spent the 2011-12 seasons as hitting coach for Manati Atenienses of the Puerto Rican Winter League...made his professional coaching debut with the Detroit Tigers in 2011 and spent two seasons as an assistant outfield coach and advanced scout.
- The former outfielder played 20 professional seasons from 1991 to 2010...spent parts of five seasons

in the major leagues with the Chicago Cubs (2000), Cincinnati Reds (2001-02), New York Mets (2002-03) and the Cleveland Indians (2004)...played in 168 games and hit .233 (81-for-348) with five home runs and 33 RBI.

- Originally drafted by the Kansas City Royals in the 17th round of the 1990 Draft, he played in 1,964 games in the minor leagues, holding a .299 average and collecting 2,184 hits with a .368 OBP, 1,170 runs, 444 doubles, 191 HR and 1076 RBIs.



VINNY LOPEZ

HITTING COACH, AZL 2

- Vinny Lopez returns for his second season with the Padres organization and first with club's Rookie-Level affiliate in Arizona...served as hitting coach for Fort Wayne in 2016.
- Graduated as a scholar athlete from Cal Lutheran University and went on to play professionally for the Savigny Sur Orge Lions in Europe.
- Got into the coaching ranks as a graduate assistant coach at the University of Southern California, where he earned his Master's degree in education with an emphasis in athletic administration.
- Spent three seasons coaching in the Texas Rangers organization between Single-A Hickory and Single-A Spokane Indians before returning to USC to serve as an assistant coach for one season in the Pac-10 conference...served as hitting coach in the Houston Astros minor league system for

two seasons for the Gulf Coast League Astros before joining the Padres organization.



PETE ZAMORA

PITCHING COACH, AZL 1

- Pete Zamora returns for his second season with the Padres organization as pitching coach for the club's Rookie-Level affiliate...also served as pitching coach in the Arizona Fall League in 2016.
- Prior to joining the Padres, he worked with the Baseball Performance Academy in Orange County, Calif. after enjoying an eight-year professional pitching career.
- Originally signed with the Los Angeles Dodgers as a 20th-round selection in the 1997 First-Year Player Draft out of UCLA...over his eight year minor league career he went 34-31 with a 3.93 ERA (309 ER, 707.1 IP) and 538 strikeouts against 297 walks over 307 games, 53 starts.
- With UCLA he pitched and played first base from 1995-97...named All-Pac 10 in 1995 and 1997...helped UCLA advance to the College World Series in 1997.

- Resides in Mission Viejo, Calif. where he was born and raised.



JACKSON QUEZADA

PITCHING COACH, AZL 2

- Jackson Quezada returns for his sixth campaign in the Padres organization and first as the pitching coach for the club's Rookie-Level affiliate in Peoria...spent the previous five years with the club's Dominican Summer League affiliate, making his coaching debut with the DSL Padres in 2012.
- Played professionally in the San Diego Padres organization for parts of five minor league seasons (2004-08, 2010)...went 18-13 with a 2.45 ERA (76 ER, 279.0 IP), 36 saves and 253 strikeouts against 70 walks in 143 games, 24 starts, in his career...missed the entire 2009 season after undergoing surgery on his right shoulder in June of 2009.
- Born August 9, 1986 in Elias Pina, Dominican Republic...resides in Santo Domingo, Dominican Republic with his wife, Ivania Martinez, son, Jackson Zaithe, and daughter, Sorangel.



MIKE MCCOY

COACH, AZL 1

- Mike McCoy enters his second season as a coach in the Padres organization and first with the club's Rookie-Level affiliate in Peoria, Ariz.,...spent 2016 as a coach with Lake Elsinore in 2016.
- Prior to coaching McCoy played 14 professional seasons, including parts of four Major League seasons with Colorado (2009) and Toronto (2010-12) as an infielder.
- Also played in the minor league systems for Baltimore, Boston, San Diego and St. Louis, most recently in 2015 for Triple-A El Paso of the Padres organization.
- The San Diego native played college baseball at the University of San Diego...he and his wife, Stephanie, have nine-year old twin boys, Gavin and Ryder.



MARITZA CASTRO

ATHLETIC TRAINER, AZL 1

- Maritza Castro enters her fourth season as an athletic trainer in the Padres system and first with the club's Rookie-Level affiliate in Peoria, Ariz.,...spent the last three seasons with the Padres Dominican Summer League squad.
- Led the training staff for the 2015-16 Dominican Winter League Champions, Los Leones del Escogido... Padres Special Assistant Moises Alou serves as the general manager.
- Worked with Power Palm Springs during the Summer of 2013, a Southern California Collegiate Baseball League, and Club de Futbol Pachuca, a professional soccer team from Mexico, in 2012
- Spent two years (2010 - 2012) working for San Francisco State University as a graduate assistant athletic trainer, working with women's volleyball, softball and women's basketball and men's basketball.
- Graduated from San Jose State University with a Masters in athletic training in 2012
- Coordinated baseball camps for Stanford during the summers of 2010, 2011, 2012
- Worked for a physical therapy clinic and football season at College of the Desert in 2009
- Graduated from San Diego State University in 2009 with a Bachelors of Science in kinesiology with emphasis in athletic training.



Corey Measner
Strength Coach, AZL 1



DOMINICAN SUMMER LEAGUE PADRES



DOMINICAN SUMMER LEAGUE (ROOKIE)

2016 RECORD: 36-33 (.522)

2016 FINISH: 3rd

PHONE: 809-685-5000

FAX: 809-730-1600

BALLPARK INFO:

Padres Dominican Republic Baseball Park
Najayo, San Cristobal
Dominican Republic

2016 DOMINICAN PADRES BATTING STATISTICS

PLAYER	AVG	G	AB	R	H	2B	3B	HR	RBI	SAC	SF	HBP	BB	SO	SB	CS	OBP	SLG	E
Alarcon, Kelvin	.254	58	169	34	43	4	1	0	19	3	0	2	58	43	16	4	.450	.290	12
Aragon, Bryant	.263	11	38	5	10	0	1	2	10	0	1	0	4	10	0	0	.326	.474	0
Burgos, Edward	.308	51	159	25	49	4	1	0	17	3	0	4	21	39	11	6	.402	.346	2
Fernandez, Juan	.353	33	85	13	30	3	1	1	17	1	2	4	17	16	0	1	.472	.447	6
Francisco, Yordi	.204	47	142	18	29	4	4	0	12	0	1	3	19	61	8	5	.309	.289	2
Garcia, Jaffe	.247	46	146	18	36	8	2	2	22	1	1	5	32	49	0	0	.397	.370	1
Guzman, Luis	.301	45	136	26	41	2	1	1	21	1	0	11	24	14	6	4	.444	.353	10
Martinez, Alam	.130	27	77	9	10	0	0	0	4	1	1	0	15	45	1	1	.269	.130	0
Melean, Kelvin	.291	49	172	30	50	8	3	0	24	1	2	6	27	28	9	6	.401	.372	12
Perez, Blinger	.202	25	84	7	17	3	0	0	6	0	0	1	13	18	1	0	.316	.238	1
Rosario, Eguy	.341	53	185	42	63	19	1	1	24	0	3	5	23	31	21	9	.421	.470	8
Sabala, Elvis	.232	53	185	19	43	7	0	2	30	3	3	2	16	45	4	3	.296	.303	9
Santos, Angel	.259	44	135	24	35	6	3	0	11	3	0	1	35	43	17	3	.415	.348	9
Sotillo, Jose	.300	3	10	0	3	2	0	0	0	0	0	0	1	5	0	0	.364	.500	0
Suarez, Felix	.194	39	134	17	26	6	0	0	8	0	0	2	12	34	16	0	.270	.239	4
Taveras, Carlos	.250	25	76	9	19	1	0	0	7	1	2	2	15	17	5	6	.379	.263	1
Tovar, Danny	.287	40	101	15	29	5	1	1	9	0	2	3	19	26	7	4	.408	.386	3
Villalobos, Janigson	.234	34	94	17	22	0	0	1	17	0	4	3	34	19	2	3	.437	.266	5

TEAM TOTAL .261 69 2128 328 555 82 19 11 258 18 22 54 385 543 124 55 .384 .333 102

2016 DOMINICAN PADRES PITCHING STATISTICS

PLAYER	W	L	ERA	G	GS	CG	SHO	SV	IP	H	R	ER	HR	HB	BB	SO	WP	BK	AVG
Acevedo, Angel	4	2	2.86	13	7	0	0	1	50.1	61	23	16	2	3	18	33	7	0	.293
Bencomo, Edwain	0	2	5.24	19	0	0	0	6	22.1	27	20	13	1	3	10	26	4	0	.290
Cabrera, Jose	2	2	2.79	13	13	0	0	0	51.2	32	18	16	0	5	33	48	11	1	.174
Fernandez, Omar	3	0	0.76	12	12	0	0	0	59.1	33	6	5	1	5	11	30	5	0	.162
Garcia, Jaffe	0	0	6.75	2	0	0	0	0	1.1	2	2	1	1	1	3	1	0	0	.333
Gonzalez, Cesar	0	0	1.50	3	0	0	0	0	6.0	1	1	1	0	0	9	3	1	0	.059
Gonzalez, Cesar	2	0	1.53	8	0	0	0	0	17.2	8	3	3	1	1	14	8	1	0	.138
Grullart, Oliver	0	0	5.19	6	0	0	0	1	8.2	12	5	5	1	1	4	6	3	0	.333
Guzman, Jonathan	1	0	0.75	4	1	0	0	0	12.0	9	1	1	0	3	3	12	0	1	.209
Guzman, Oliber	5	1	2.70	18	1	0	0	0	36.2	28	16	11	1	7	13	24	5	0	.214
Henry, Henry	0	0	3.00	2	2	0	0	0	6.0	5	2	2	0	0	0	8	0	0	.227
Hernandez, Adolfo	0	2	1.36	11	4	0	0	0	33.0	28	8	5	1	1	15	37	2	0	.230
Hernandez, Jose	3	2	4.10	15	0	0	0	0	26.1	26	27	12	0	5	24	14	5	0	.252
Lezama, Aaron	0	0	6.16	9	3	0	0	1	19.0	19	16	13	0	2	12	13	8	0	.247
Machuca, Cristian	3	5	4.15	13	11	1	0	0	60.2	77	39	28	1	0	13	40	3	0	.313
Martinez, Luis	3	2	12.05	12	0	0	0	1	18.2	22	27	25	3	3	25	13	7	0	.297
Polanco, Anderson	3	3	3.95	12	6	0	0	1	41.0	40	19	18	1	3	17	38	13	1	.263
Powell, Evan	0	2	19.41	12	0	0	0	0	10.2	20	26	23	1	2	20	9	6	0	.400
Ramos, Jordis	0	1	27.00	1	0	0	0	0	0.2	0	2	2	0	0	4	1	1	0	.000
Rivera, Carlos	0	0	0.00	1	0	0	0	1	0.1	0	0	0	0	0	0	0	1	0	.000
Roman, Miguel	0	0	7.50	5	0	0	0	1	6.0	6	6	5	0	2	3	7	4	0	.240
Santana, Adonis	2	5	7.27	12	0	0	0	0	17.1	25	22	14	1	2	17	16	31	0	.329
Solano, Eduardo	3	1	4.05	18	0	0	0	2	33.1	33	22	15	0	0	27	40	16	1	.258
Valdez, Dauris	4	3	3.51	14	9	0	0	0	56.1	50	29	22	1	6	14	56	11	4	.238

TEAM TOTAL 36 33 3.91 69 69 1 5 15 577.2 556 337 251 16 54 295 475 144 8 .252



AARON LEVIN

MANAGER

- Aaron Levin enters his first season with the Padres organization and first as manager of the Padres Dominican Summer League squad after spending the 2015 season as a coach for High-A High Desert of the Texas Rangers' system.
- He spent 2013-15 with the Dominican Summer League Rangers, taking over as manager in 2014 and compiling a 104-38 (.732) record while leading the club to two straight DSL championship appearances, including a DSL title and best regular season record in 2014...was named the organization's Bobby Jones Player Development Man of the Year and earned DSL Manager of the Year honors in 2014...joined the DSL Rangers as a coach in 2013 when they were also crowned DSL champs.

- Levin joined the Rangers after stints as an assistant coach with Cuesta College and head coach of the San Luis Obispo Rattlers of the California Collegiate League...began his coaching career as an assistant at San Luis Obispo High School.
- As a player, he played for the Mod'in Miracle in the Israel Baseball League following two seasons as a first and third baseman at Cuesta...he was also a Western State Conference First Team selection while at Cuesta.



NELSON CRUZ

PITCHING COACH

- Nelson Cruz enters his seventh season in the Padres organization and second coaching for the club's Dominican Summer League affiliate...spent the previous four seasons coaching the organization's Short-Season affiliate after coaching the 2013 season for the Padres Rookie-Level affiliate.
- In 2015, helped coach the Dust Devils pitching staff to a 3.56 ERA with 675 strikeouts, both good for third-best in the Northwest League last season, along with 42 wins, tied for second-most in the league.
- Under his guidance in 2012, the Emeralds pitching staff led the Northwest League in wins (47), ERA (3.00), innings pitched (683.0), strikeouts (647) and WHIP (1.25) while ranking tied for second in saves (23)...the club also allowed the fewest base hits (588) and second-fewest home runs (32)...in 2011, he helped lead an Emeralds pitching staff that ranked third in the Northwest League in ERA (3.79) and

second in strikeouts (644) and WHIP (1.31).

- Following the 2012 season was honored with the Jack Krol Award for his contributions to Padres' player development.
- The right-hander played parts of six Major League seasons with the Chicago White Sox (1997), Detroit Tigers (1999-2000), Houston Astros (2001-02) and Colorado Rockies (2003), going 15-23 with a 5.04 ERA (195 ER/348.1 IP) and 277 strikeouts against 109 walks over 204 games (18 starts) in his big league career.
- Was originally signed by the Montreal Expos as a non-drafted free agent in 1989.
- In 2000, was traded by the Tigers along with Doug Brocail and former Padres' Special Assistant to Baseball Operations Brad Ausmus to Houston in exchange for Roger Cedeno, Chris Holt and Mitch Meluskey.
- Born September 13, 1972 in the Dominican Republic, Cruz attended Liceo Jose Castellanos in the DR...resides with his wife, Dilicea, son Nelson Jr., and daughter, Dileiny.



JHONALDO POZO

COACH

- Jhonaldo Pozo returns for his fifth season with the Padres after making his coaching debut as catching instructor for the club's Dominican Summer League affiliate in 2013.
- Was originally signed by the Padres as a non-drafted free agent in March 2007 out of the Dominican Republic.
- Over parts of five professional seasons playing in the Padres organization, he hit .207 (121-for-585) with 31 doubles, three triples, eight home runs, 73 RBI and 53 runs scored in 200 games played.
- Born March 28, 1989 in San Pedro de Macoris, Dominican Republic, where he still resides.



EDINSON RINCON

COACH

- Edinson Rincon returns to the Padres organization for his coaching debut, serving as a coach for the club's Dominican Summer League affiliate in 2017.
- Was originally signed by the Padres as a non-drafted free agent in May 2007 out of the Dominican Republic.
- Played in parts of eight minor league seasons between the Padres and Kansas City Royals from 2007-13 and hit .280 (595-for-2125) with 130 doubles, seven triples, 41 home runs, 278 RBI and 271 runs scored in 577 games.
- Born and currently resides in Santo Domingo, Dominican Republic.



GIANCARLO ALVARADO

COACH

- Giancarlo Alvarado will make his professional coaching debut with the Padres Dominican Summer League affiliate in 2017.
- Alvarado was originally signed as a minor league free agent with the Pittsburgh Pirates in 1995 and remained in the Pirates system through 2001, making it to Double-A Altoona...the right-handed pitcher also played in the Milwaukee Brewers (2002) and Detroit Tigers (2003) before making it to the Triple-A levels for the Cincinnati Reds (2006), Los Angeles-AL (2008), Los Angeles-NL (2009) and New York-NL (2013-14).
- The Santerce native also pitched for the Puerto Rico team in the 2009 and 2013 World Baseball Classics



Oscar Orengo
Athletic Trainer



Juan Cabrera
Assistant Athletic Trainer



Dan Hayes
Strength & Conditioning Coach

OVERALL #1 DRAFT SELECTIONS TO APPEAR WITH THE PADRES

Since the Padres first season in 1969, the franchise has seen a total of eight No. 1 overall draft choices play in a Padres uniform.

DRAFT	PLAYER	ORIGINAL TEAM	YEARS WITH PADRES
1970	Mike Ivie (1B)	San Diego	1971, 1974-1977
1972	Dave Roberts (3B)	San Diego	1972-75, 1977-78
1974	Bill Almon (INF)	San Diego	1974-1979
1984	Shawn Abner (OF)	New York-NL	1987-1991
1988	Andy Benes (RHP)	San Diego	1989-1995
1992	Phil Nevin (INF)	Houston	1999-2005
2000	Adrian Gonzalez (1B)	Florida	2006-2010
2005	Justin Upton (LF)	Arizona	2015

SCOUTING & PLAYER DEVELOPMENT

PADRES DOMINICAN REPUBLIC BASEBALL PARK

The San Diego Padres set new standards for Major League Baseball training facilities with their state-of-the-art Dominican Republic Baseball Park in Najayo, San Cristobal.

Officially opened on April 30, 2008, the complex serves as the hub of the Padres' Latin American operations where international players live and train year-round. The complex is also the home of the Dominican Summer League Padres. It served as the host location for the 2013 Padres' Instructional League.

The facility boasts two regulation-size playing fields and a half field, batting tunnels, covered pitching mounds, and a clubhouse containing Major League-caliber weight and training rooms. In addition, the complex has housing for over 60 players as well as managers and coaches and includes a kitchen and dining facilities. In an effort to create the ultimate facility, the Padres have incorporated on-site classrooms, a library and computer learning centers and have established a first-rate player education program.

In conjunction with the construction of its Dominican Republic Baseball Park, the Padres have pioneered a community outreach program aimed at improving the quality of basic public education in the Dominican Republic. The Padres have partnered with SDSU, UCSD, SurFuturo, USAID and the American Chamber of Commerce Dominican Republic to improve four local community schools and incorporate after-school programs for students.

Location: Najayo, San Cristobal, Dominican Republic

Design: HOK Sport

Local Architect: Jose Mella Febles & Assoc., S.A.

Construction Management: RALCO Construction Management Services

Contractors: Ing. Cristian Ciccone y Asociados, C. Por A.

Gross Sq. Footage: 15 acres (653,400 square feet)

Features:

- Two regulation-size playing fields
- One half field
- Batting tunnels
- 20,000 sq. ft. clubhouse
- 18,000 sq. ft. players residence
- 5,000 sq. ft. managers/coaches residence
- Administrative offices
- Weight and training rooms
- Dining hall
- Classrooms





SCOUTING & PLAYER DEVELOPMENT

2016 FIRST-YEAR PLAYER DRAFT

RD.	PLAYER	POS.	B/T	HT	WT	SCHOOL	HOMETOWN
1.	Cal Quantrill	RHP	6-3	195	L/R	Stanford University (CA)	Port Hope, Ontario, Canada
1.	Hudson Potts	INF	6-2	180	R/R	Carroll High School (TX)	Southlake, TX
1.	Eric Lauer	LHP	6-3	210	R/L	Kent State University (OH)	Elyria, OH
2.	Buddy Reed	OF	6-4	190	S/R	University of Florida (FL)	Finksburg, MD
LOTB	Reggie Lawson	RHP	6-4	200	R/R	Victor Valley Senior HS (CA)	Adelanto, CA
3.	Mason Thompson	RHP	6-7	205	R/R	Round Rock HS (TX)	Round Rock, TX
4.	Joseph Lucchesi	LHP	6-5	220	L/L	Southeast Missouri State University (MO)	Newark, CA
5.	Lake Bachar	RHP	6-2	205	R/R	University of Wisconsin – Whitewater (WI)	Wheaton, IL
6.	Will Stillman	RHP	6-4	180	R/R	Wofford University (SC)	Matthews, NC
7.	Dan Dallas	LHP	6-2	195	R/L	Canisius High School (NY)	Buffalo, NY
8.	Benjamin Sheckler	LHP	6-8	240	L/L	Cornerstone University (MI)	Sparta, MI
9.	Jesse Scholtens	RHP	6-4	235	R/R	Wright State University (OH)	Fairfield, CA
10.	Boomer White	INF	5-10	195	R/R	Texas A&M University (TX)	Houston, TX
11.	Trevynne Carter	OF	6-2	181	L/R	Soddy Daisy High School (TN)	Soddy-Daisy, TN
12.	Jamie Sara	RHP	6-3	200	R/R	West Potomac High School (VA)	Alexandria, VA
13.	Joe Galindo	RHP	6-4	225	R/R	New Mexico State University (NM)	El Paso, TX
14.	Jared Poche	LHP	6-1	205	R/L	Louisiana State University (LA)	Lutcher, LA
15.	Jack Suwinski	CF	6-2	195	L/L	William Howard Taft High School (IL)	Chicago, IL
16.	Chris Mattison	C	6-4	215	R/R	Southeastern University (FL)	Lancaster, PA
17.	Chris Baker	SS	6-1	180	R/R	University of Washington (WA)	San Mateo, CA
18.	Jaquez Williams	1B	6-3	215	L/R	East Coweta High School (GA)	Sharpsburg, GA
19.	AJ Brown	CF	6-2	210	R/R	Starkville High School (MS)	Starkville, MS
20.	Dom DiSabatino	RHP	6-5	190	R/R	Harford Community College (MD)	Middletown, DE
21.	Taylor Kohlwey	OF	6-3	200	L/L	University of Wisconsin – La Crosse (WI)	Holmen, WI
22.	Evan Miller	RHP	6-1	180	R/R	Indiana University – Purdue University Fort Wayne	LaPorte, IN
23.	Nate Easley	2B	5-10	170	R/R	Yavapai College (AZ)	Glendale, AZ
24.	Hunter Bishop	CF	6-4	205	L/R	Junipero Serra High School (CA)	San Mateo, CA
25.	Luis Anguizola	C	5-11	210	R/R	Loyola University – New Orleans (LA)	David, Chiriqui, Panama
26.	Grae Kessinger	SS	6-1	180	R/R	Oxford High School (MS)	Oxford, MS
27.	Chasen Ford	RHP	6-3	215	R/R	Yale University (CT)	Lake Forest, CA
28.	Ethan Skender	SS	5-11	175	R/R	State College of Florida, Manatee – Sarasota	Metamora, IL
29.	Collin Sullivan	RHP	6-1	190	R/R	Ft. Pierce Central High School (FL)	Fort Pierce, FL
30.	Dalton Erb	RHP	6-8	250	R/R	California State University, Chico (CA)	North Torrance, CA
31.	George Young	1B	6-1	225	L/R	Coastal Carolina University (SC)	Conway, SC
32.	Ariel Burgos Garcia	RHP	6-0	185	S/R	Northern Oklahoma College (OK)	Broward, FL
33.	Mark Zimmerman	RHP	6-0	195	L/R	Baldwin-Wallace College (OH)	Akron, OH
34.	Denzell Gowdy	3B	5-11	185	R/R	Darton College (GA)	Sylvester, GA
35.	David Bednar	RHP	6-1	205	L/R	Lafayette College (PA)	Valencia, PA
36.	Quinn Hoffman	SS	5-10	155	R/R	Cathedral Catholica, High School (CA)	San Diego, CA
37.	Ryan Rolison	LHP	6-2	195	R/L	University School of Jackson (TN)	Jackson, TN
38.	Will Solomon	LHP	6-2	210	L/L	Georgia Gwinnett College (GA)	Columbus, GA
39.	Jeffrey Bradley	OF	6-3	185	L/L	A. Crawford Mosley High School (FL)	Lynn Haven, FL
40.	Chris Burica	LHP	6-6	210	L/L	Orange Lutheran High School (CA)	Orange, CA

Players in **bold** signed or agreed to terms

SCOUTING & PLAYER DEVELOPMENT

ALL-TIME FIRST ROUND DRAFT PICKS

YEAR	MONTH	PLAYER	POS.	YEAR	MONTH	PLAYER	POS.
1969	June	Randy Elliott	OF-INF	1991	June	Joey Hamilton	RHP
1970	Jan.	John Scott	OF	1992	June	None	
	June	Mike Ivie	C	1993	June	Derrek Lee	INF
1971	Jan.	Dave Hilton	INF	1994	June	Dustin Hermanson	RHP
		*John Grubb	OF	1995	June	Ben Davis	C
	June	Jay Franklin	RHP	1996	June	Matt Halloran	INF
1972	Jan.	Cliff Butcher	RHP	1997	June	Kevin Nicholson	INF
		*Rich Troedson	LHP	1998	June	Sean Burroughs	INF
	June	Dave Roberts	INF	1999	June	Vince Faison	OF
1973	Jan.	Dave Wehrmeister	RHP			Gerik Baxter	RHP
	June	Dave Winfield	OF			Omar Ortiz	RHP
1974	Jan.	Tucker Ashford	INF	2000	June	Mark Phillips	LHP
	June	Bill Almon	INF	2001	June	Jake Gautreau	INF
1975	Jan.	Gene Richards	OF	2002	June	Khalil Greene	INF
		*Juan Eichelberger	RHP	2003	June	Tim Stauffer	RHP
	June	Mike Lentz	LHP	2004	June	Matt Bush	INF
1976	Jan.	Keith Miller	C	2005	June	Cesar Carrillo	RHP
		Bob Shirley	LHP			*Cesar Ramos	LHP
	June	Bob Owchinko	LHP	2006	June	Matt Antonelli	INF
1977	Jan.	Kevin Chapman	RHP			*Kyler Burke	OF
	June	Brian Greer	OF	2007	June	Nick Schmidt	LHP
1978	Jan.	Don Johnson	LHP			* Kellen Kulbacki	OF
	June	Andy Hawkins	RHP			* Drew Cumberland	SS
1979	Jan.	John Stevenson	INF			* Mitch Canham	C
	June	Joe Lansford	INF			* Cory Luebke	LHP
		Bob Geren	C			* Daniel Payne	OF
1980	Jan.	Ricky McMullen	INF	2008	June	Allan Dykstra	INF
	June	Jeff Pyburn	OF			*Jaff Decker	OF
1981	June	Kevin McReynolds	OF			* Logan Forsythe	INF
		Frank Castro	C	2009	June	Donavan Tate	OF
1982	Jan.	*Scott Parsons	RHP	2010	June	# Karsten Whitson	RHP
	June	Jimmy Jones	RHP	2011	June	Cory Spangenberg	INF
		*Kevin Towers	RHP			Joe Ross	RHP
1983	June	Ray Hayward	LHP			*Michael Kelly	RHP
		*Craig Reid	INF			*# Brett Austin	C
1984	Jan.	Larry Martin	OF			*Jace Peterson	INF
		*Randell Byers	OF	2012	June	Max Fried	LHP
	June	Shane Mack	OF			*Zach Eflin	RHP
		*Robert Grandstaff	INF			*Travis Jankowski	OF
1985	June	Joey Cora	INF			*Walker Weickel	RHP
1986	Jan.	Doug Brocail	RHP	2013	June	Hunter Renfroe	OF
		*Brian Harrison	LHP	2014	June	Trea Turner	SS
	June	Thomas Howard	OF	2015	June	None	
		*Pete Roberts	LHP	2016	June	Cal Quantrill	RHP
1987	June	Kevin Garner	RHP			Hudson Potts	INF
1988	June	Andy Benes	RHP			Eric Lauer	LHP
1989	June	None					
1990	June	Robbie Beckett	LHP				

*Selected in the Secondary Phase

Did not sign

Players in **blue** reached the Majors with the Padres



PADRES AFFILIATE HISTORY

ALL-TIME PADRES TRIPLE-A AFFILIATES

1969	Omaha	American Association	2001-10	Portland	Pacific Coast League
1970	Salt Lake City	Pacific Coast League	2011-13	Tucson	Pacific Coast League
1971-82	Honolulu	Pacific Coast League	2014-	El Paso	Pacific Coast League
1983-2000	Las Vegas	Pacific Coast League			

ALL-TIME PADRES DOUBLE-A AFFILIATES

1969	Elmira	Eastern League	1987-94	Wichita	Texas League
1972-75	Alexandria	Texas League	1995-96	Memphis	Southern League
1976-82	Amarillo	Texas League	1997-2006	Mobile	Southern League
1983-86	Beaumont	Texas League	2007-	San Antonio	Texas League

ALL-TIME PADRES HIGH-A AFFILIATES

1969	Key West	Florida State League
1970-71	Lodi	California League
1972	Kinston	Carolina League
1975-87	Reno	California League
1981-83	Salem	Carolina League
1983-94	Miami	Florida State League
1988-90	Riverside	California League
1991-92	High Desert	California League
1993-2000	Rancho Cuc.	California League
2001-	Lake Elsinore	California League

ALL-TIME PADRES LOW-A AFFILIATES

1985-92	Charleston	South Atlantic League
1989-94	Waterloo	Midwest League
1993-99	Clinton	Midwest League
1999-	Fort Wayne	Midwest League

ALL-TIME PADRES SHORT-A AFFILIATES

1969-70	Elmira	Eastern League
1970-72	Tri Cities	Northwest League
1973-82	Walla Walla	Northwest League
1980	Grays Harbor	Northwest League
1983-94	Spokane	Northwest League
2001-14	Eugene	Northwest League
2015-	Tri-City	Northwest League

ALL-TIME PADRES ROOKIE AFFILIATES

1969	Salt Lake City	Pioneer League
1981	Bradenton	Gulf Coast League
1982	Sarasota	Gulf Coast League
1989-92	Scottsdale	Arizona Rookie League
1993-2000	Peoria	Arizona Rookie League
1995-2003	Idaho Falls	Pioneer League
2004-	Peoria	Arizona Rookie League

SCOUTING & PLAYER DEVELOPMENT

2017 MINOR LEAGUE PLAYERS

ACEVEDO, ANGEL PAUL

RHP

HT: 6-1 WT: 180 B/T: R/R HOMETOWN: Calabozo, Venezuela
 BORN: September 19, 1998 in Calabozo, Venezuela
 OPENING DAY AGE: 18
 HOW ACQUIRED: Signed as a international free agent: March 1, 2016
 SIGNED BY: Luis Prieto (Padres)

YR	CLUB	W-L	ERA	G	GS	CG	SHO	SV	IP	H	R	ER	HR	HB	BB	SO	WP	BK	AVG
2016	DSL Padres (R)	4-2	2.86	13	7	0	0	1	50.1	61	23	16	2	3	18	33	7	0	.293

ALARCON, KELVIN DE JESUS

INF

HT: 6-1 WT: 155 B/T: S/R HOMETOWN: Villa de Cura, Venezuela
 BORN: March 6, 1999 in Villa de Cura, Venezuela
 OPENING DAY AGE: 18
 HOW ACQUIRED: Signed as a non-drafted free agent: July 2, 2015
 SIGNED BY: Luis Prieto (Padres)

YR	CLUB	AVG	G	AB	R	H	2B	3B	HR	RBI	SH	SF	HP	BB	SO	SB	CS	OBP	SLG	E
2016	DSL Padres (R)	.254	58	169	34	43	4	1	0	19	3	0	2	58	43	16	4	.450	.290	12

ALLEN, AUSTIN M.

C

HT: 6-4 WT: 225 B/T: L/R HOMETOWN: St. Louis, MO
 BORN: January 16, 1994 in St. Louis, MO
 OPENING DAY AGE: 23
 HIGH SCHOOL: Chaminade High School (MO)
 COLLEGE: Florida Tech (FL)
 HOW ACQUIRED: Signed as a fourth-round selection in the 2015 First-Year Player Draft
 SIGNED BY: Willie Bosque (Padres)

CAREER NOTES: 2016: Selected to the Padres Futures Game roster...named to the 2016 Midwest League Mid-Season and Post-Season All-Star Teams...named Midwest Player of the Week from April 7-17 and earned Midwest League Player of the Month honors for April.

YR	CLUB	AVG	G	AB	R	H	2B	3B	HR	RBI	SH	SF	HP	BB	SO	SB	CS	OBP	SLG	E
2015	Tri-City (A)	.240	53	196	23	47	10	1	2	34	0	3	2	21	38	1	2	.315	.332	5
2016	San Antonio (AA)	.273	3	11	1	3	0	0	1	1	0	0	0	0	0	0	0	.273	.545	0
	Fort Wayne (A)	.320	109	409	52	131	22	0	7	61	0	10	5	29	69	0	0	.364	.425	7
	Minor League Totals	.294	165	616	76	181	32	1	10	96	0	13	7	50	107	1	2	.347	.398	12

ALLEN, LOGAN S.

LHP

HT: 6-3 WT: 200 B/T: R/L HOMETOWN: West Palm Beach, FL
 BORN: May 23, 1997 in West Palm Beach, FL
 OPENING DAY AGE: 19
 HIGH SCHOOL: IMG Academy (FL)
 HOW ACQUIRED: From Boston along with OF Manuel Margot and INFs Javier Guerra and Carlos Asuaje for RHP Craig Kimbrel: November 13, 2015
 SIGNED BY: (Red Sox)
 CAREER NOTES: 2016: Selected to the Padres Futures Game roster...rated as the No. 9 prospect in the Padres organization by *Baseball America* in their mid-season update in July...named the No. 8 prospect in the Padres organization by *Baseball America* heading into the 2016 season.
 2015: Originally signed by the Boston Red Sox as an eighth-round selection in the 2015 First-Year Player Draft.

YR	CLUB	W-L	ERA	G	GS	CG	SHO	SV	IP	H	R	ER	HR	HB	BB	SO	WP	BK	AVG
2015	GCL Red Sox (R)	0-0	0.90	7	7	0	0	0	20.0	12	2	2	0	0	1	24	1	0	.171
	Lowell (A)	0-0	2.08	1	1	0	0	0	4.1	6	1	1	0	0	0	2	0	0	.300
2016	Fort Wayne (A)	3-4	3.33	15	11	0	0	0	54.0	48	22	20	2	3	22	47	3	0	.242
	Tri-City (A)	0-1	7.71	1	1	0	0	0	2.1	4	2	2	0	0	1	47	3	0	.364
	AZL Padres (R)	0-0	3.00	3	3	0	0	0	6.0	5	2	2	0	0	1	8	0	0	.217
	Minor League Totals	3-5	2.80	27	23	0	0	0	86.2	75	29	27	2	3	25	85	7	0	.233

ALMANZAR, LUIS J.

INF

HT: 5-10 WT: 186 B/T: R/R HOMETOWN: Santo Domingo, DR
 BORN: November 1, 1999 in Santo Domingo, DR
 OPENING DAY AGE: 17
 HOW ACQUIRED: Signed as a international free agent, July 2, 2016
 SIGNED BY: Felix Feliz, Alvin Duran, Trevor Schumm (Padres)
 CAREER NOTES: 2016: Selected to the Padres Futures Game roster...rated as the No. 2 International prospect by *Baseball America* in the 2016 class at the time of his signing.

ANGUIZOLA, LUIS JAVIER

INF

HT: 5-11 WT: 210 B/T: R/R HOMETOWN: David, Panama
 BORN: February 27, 1994 in David, Panama
 OPENING DAY AGE: 23
 HOW ACQUIRED: Signed as a 25th-round selection in the 2016 MLB First-Year Player Draft
 SIGNED BY: Stephen Baker (Padres)

YR	CLUB	AVG	G	AB	R	H	2B	3B	HR	RBI	SH	SF	HP	BB	SO	SB	CS	OBP	SLG	E
2016	AZL Padres (R)	.279	31	104	19	29	5	0	1	18	0	2	3	17	24	3	0	.389	.356	4

ANTUNEZ, ADRIAN J

OF

HT: --- WT: --- B/T: --- HOMETOWN: Venezuela
 BORN: January 17, 1999 in Venezuela
 OPENING DAY AGE: 18
 SIGNED BY: Luis Prieto (Padres)



SCOUTING & PLAYER DEVELOPMENT

ARAGON, BRYANT ALONSO

C

HT: 6-2 WT: 160 B/T: L/R HOMETOWN: Sonora, Mexico
 BORN: April 10, 1998 in Ciudad Obregon, Mexico
 HOW ACQUIRED: Signed as a non-drafted free agent: December 3, 2014
 SIGNED BY: Chris Kemp (Padres)

YR	CLUB	AVG	G	AB	R	H	2B	3B	HR	RBI	SH	SF	HP	BB	SO	SB	CS	OBP	SLG	E
2015	AZL Padres (R)	.224	17	58	8	13	3	2	0	9	0	1	2	3	22	0	1	.281	.345	1
2016	AZL Padres (R)	.234	20	77	8	18	3	1	1	12	0	1	1	5	17	0	0	.286	.338	2
	DSL Padres (R)	.263	11	38	5	10	0	1	2	10	0	1	0	4	10	0	0	.326	.474	0
Minor League Totals		.237	48	173	21	41	64	64	3	31	0	3	3	12	49	0	1	.293	.370	3

ARAUJO, YDIE A

INF

HT: 6-3 WT: 210 HOMETOWN: Dominican Republic
 BORN: April 28, 1998 in Dominican Republic
 SIGNED BY: Ysrael Rojas (Padres)

ARIAS, GABRIEL A

INF

HT: 6-1 WT: 185 B/T: R/R HOMETOWN: Aragua, Venezuela
 BORN: February 27, 2000 in Aragua, Venezuela
 HOW ACQUIRED: Signed as an International free agent: July 2, 2016
 SIGNED BY: Luis Prieto, Yfrain Linares, Trevor Schumm (Padres)
 CAREER NOTES: 2016: Selected to the Padres Futures Game roster...ranked as the No. 4 International prospect by *Baseball America* in the 2016 class at the time of his signing and the No. 5 International prospect by MLB.com.

ARIAS, JUAN CARLOS

RHP

HT: 6-2 WT: 175 B/T: R/R HOMETOWN: Bani, DR
 BORN: May 6, 1995 in Bani, DR
 HOW ACQUIRED: Signed as a non-drafted free agent: January 29, 2015
 SIGNED BY: Martin Jose (Padres)

YR	CLUB	W-L	ERA	G	GS	CG	SHO	SV	IP	H	R	ER	HR	HB	BB	SO	WP	BK	AVG
2015	DSL Padres (R)	5-2	3.35	21	0	0	0	5	40.1	37	22	15	0	6	14	37	7	1	.236
2016	AZL Padres (R)	1-1	10.02	17	0	0	0	0	20.2	39	25	23	2	4	6	15	2	0	.394
Minor League Totals		6-3	5.61	38	0	0	0	5	61.0	76	47	38	2	10	20	52	9	1	.297

ASHBECK, ELLIOT G.

RHP

HT: 6-3 WT: 215 B/T: L/R HOMETOWN: Marshfield, WI
 BORN: November 16, 1993 in Marshfield, WI
 HIGH SCHOOL: Marshfield High School (WI)
 COLLEGE: Bradley (IL)
 HOW ACQUIRED: Signed as a 16th-round selection in the 2015 First-Year Player Draft
 SIGNED BY: Jeff Stewart (Padres)

YR	CLUB	W-L	ERA	G	GS	CG	SHO	SV	IP	H	R	ER	HR	HB	BB	SO	WP	BK	AVG
2015	AZL Padres (R)	2-0	3.51	16	0	0	0	4	25.2	26	12	10	3	1	4	22	5	0	.252
2016	Lake Elsinore (A)	0-1	0.00	1	1	0	0	0	3.1	2	1	0	0	0	1	1	0	0	.182
Minor League Totals		4-2	2.52	23	2	0	0	0	50.0	38	17	14	3	1	7	38	5	0	.207

ASUNCION, LUIS ERNESTO

OF

HT: 6-4 WT: 205 B/T: R/R HOMETOWN: Santo Domingo, DR
 BORN: February 27, 1997 in Santo Domingo, DR
 HOW ACQUIRED: Signed as a non-drafted free agent: November 1, 2013
 SIGNED BY: Randy Smith, Felix Felix and Ysrael Rojas (Padres)

YR	CLUB	AVG	G	AB	R	H	2B	3B	HR	RBI	SH	SF	HP	BB	SO	SB	CS	OBP	SLG	E
2014	DSL Padres (R)	.135	26	104	9	14	0	1	2	10	0	0	3	5	33	0	0	.196	.212	2
2015	DSL Padres (R)	.236	54	216	25	51	10	3	4	31	0	2	6	20	72	1	1	.316	.366	3
2016	Tri-City (A)	.241	58	199	21	48	12	0	1	21	0	0	7	21	54	0	1	.335	.317	4
Minor League Totals		.218	138	519	55	113	22	4	7	62	0	2	16	46	159	1	2	.300	.316	9

AVILA, PEDRO MANUEL

RHP

HT: 5-11 WT: 170 B/T: R/R HOMETOWN: Caracas, Venezuela
 BORN: January 14, 1997 in Caracas, Venezuela
 HOW ACQUIRED: From the Washington Nationals in exchange for C Derek Norris

YR	CLUB	W-L	ERA	G	GS	CG	SHO	SV	IP	H	R	ER	HR	HB	BB	SO	WP	BK	AVG
2015	DSL Nationals (R)	6-3	2.26	13	13	0	0	0	59.2	46	22	15	1	5	17	87	8	0	.211
	GCL Nationals (R)	1-0	0.00	1	0	0	0	0	4.0	1	0	0	0	1	1	5	1	0	.077
2016	Hagerstown (A)	7-7	3.48	20	20	0	0	0	93.0	86	41	36	10	7	38	92	3	0	.249
Minor League Totals		14-10	2.93	34	33	0	0	0	156.2	133	63	51	11	13	56	184	12	0	.231

BACHAR, LAKE DAVID

RHP

HT: 6-3 WT: 210 B/T: R/R HOMETOWN: Wheaton, IL
 BORN: June 3, 1995 in Winfield, IL
 HIGH SCHOOL: Wheaton North High School (IL)
 COLLEGE: University of Wisconsin-Whitewater
 HOW ACQUIRED: Signed as a fifth-round selection in the 2016 MLB First-Year Player Draft
 SIGNED BY: Troy Hoerner (Padres)

YR	CLUB	W-L	ERA	G	GS	CG	SHO	SV	IP	H	R	ER	HR	HB	BB	SO	WP	BK	AVG
2016	Lake Elsinore (A)	1-0	3.60	4	0	0	0	1	5.0	4	2	2	0	0	0	5	0	0	.250
	Fort Wayne (A)	0-0	0.00	1	0	0	0	0	3.0	0	0	0	0	0	1	1	0	0	.000
	AZL Padres (R)	1-2	3.45	10	5	0	0	0	28.2	25	11	11	1	1	6	35	0	1	.231
Minor League Totals		2-2	3.19	15	5	0	0	1	36.2	29	13	13	1	1	7	41	0	1	.218

SCOUTING & PLAYER DEVELOPMENT

BAEZ, MICHEL RHP

HT: 6-8 WT: 210 B/T: R/R HOMETOWN: Mayabeque, Cuba
 BORN: January 21, 1996 in Haiti
 HOW ACQUIRED: Signed as an international free agent, December 19, 2016
 SIGNED BY: Trevor Schumm and Jake Koenig (Padres)

BAKER, CHRISTOPHER ROBERT (CHRIS) INF

HT: 6-1 WT: 180 B/T: R/R HOMETOWN: San Mateo, CA
 BORN: November 29, 1994 in Redwood City, CA
 HIGH SCHOOL: St. Francis High School (CA)
 COLLEGE: University of Washington
 HOW ACQUIRED: Selected in the 17th round of the 2016 MLB First-Year Player Draft
 SIGNED BY: Justin Baughman (Padres)
 CAREER NOTES: 2016: Named a MiLB.com Organizational All-Star and a Northwest League Mid-Season All-Star.

YR	CLUB	AVG	G	AB	R	H	2B	3B	HR	RBI	SH	SF	HP	BB	SO	SB	CS	OBP	SLG	E
2016	Fort Wayne (A)	.286	17	63	9	18	3	3	3	11	2	0	1	7	18	0	0	.366	.571	3
	Tri-City (A)	.303	54	201	33	61	11	0	2	27	0	3	7	23	49	14	4	.389	.388	1
	Minor League Totals	.299	71	264	42	79	14	3	5	38	2	3	8	30	67	14	4	.384	.432	4

BARLEY, YORDI INF

HT: 5-11 WT: 160 B/T: R/R HOMETOWN: San Pedro de Macoris, DR
 BORN: December 3, 1999 in San Pedro de Macoris, DR
 HOW ACQUIRED: Signed as an International free agent: July 2, 2016
 SIGNED BY: Felix Feliz and Jose Salado (Padres)

BARNETTE, TYLER BENJAMIN RHP

HT: 6-3 WT: 190 B/T: R/R HOMETOWN: Hickory, NC
 BORN: May 28, 1992 in Hickory, NC
 HIGH SCHOOL: Hickory High School (NC)
 COLLEGE: University of North Carolina at Charlotte
 HOW ACQUIRED: From the Chicago White Sox for cash

YR	CLUB	W-L	ERA	G	GS	CG	SHO	SV	IP	H	R	ER	HR	HB	BB	SO	WP	BK	AVG
2013	Bristol (R)	1-4	5.73	13	6	0	0	1	33.0	36	21	21	1	0	10	19	1	0	.286
2014	Charlotte (AAA)	0-0	9.53	3	0	0	0	0	5.2	10	11	6	0	0	3	6	0	0	.357
	Winston-Salem (A)	0-0	15.00	2	0	0	0	0	3.0	7	7	5	0	0	2	3	0	0	.438
	Kannapolis (A)	2-8	5.08	25	11	0	0	1	85.0	100	58	48	4	4	21	52	3	1	.302
2015	Birmingham (AA)	5-4	2.38	29	6	0	0	1	75.2	72	27	20	3	1	25	51	6	0	.249
	Winston-Salem (A)	0-0	0.00	3	0	0	0	0	4.0	4	1	0	0	0	2	2	0	0	.308
2016	Charlotte (AAA)	1-2	8.07	18	2	0	0	0	32.1	43	29	29	6	2	15	21	6	0	.333
	Birmingham (AA)	2-4	4.70	19	6	0	0	0	51.2	57	34	27	1	1	22	38	4	0	.281
	Minor League Totals	11-22	4.84	112	31	0	0	3	290.1	329	188	156	15	8	100	192	20	1	.290

BATISTA, CARLOS N OF

HT: 6-2 WT: 180 B/T: L/L HOMETOWN: Dominican Republic
 BORN: October 30, 1999 in Dominican Republic
 HOW ACQUIRED: Signed as an international free agent: July 2, 2016
 SIGNED BY: Ysrael Rojas and Jhonathan Feliz (Padres)

BEDNAR, DAVID RHP

HT: 6-1 WT: 205 B/T: L/R HOMETOWN: Valencia, PA
 BORN: October 10, 1994 in Pittsburgh, PA
 HIGH SCHOOL: Mars Area High School (PA)
 COLLEGE: Lafayette College (PA)
 HOW ACQUIRED: Selected in the 35th round of the 2016 MLB First-Year Player Draft
 SIGNED BY: Dustin Johnson (Padres)

YR	CLUB	W-L	ERA	G	GS	CG	SHO	SV	IP	H	R	ER	HR	HB	BB	SO	WP	BK	AVG
2016	Fort-Wayne (A)	3-4	3.43	15	0	0	0	2	21.0	20	10	8	0	0	4	25	3	0	.244
	Tri-City (A)	1-0	0.00	8	0	0	0	2	10.0	7	0	0	0	1	0	15	1	0	.189
	Minor League Totals	4-4	2.32	23	0	0	0	4	31.0	27	10	8	0	1	4	40	4	0	.227

BELEN, CARLOS REYNALDO INF

HT: 6-1 WT: 213 B/T: R/R HOMETOWN: Santo Domingo, DR
 BORN: February 28, 1996 in Santo Domingo, DR
 HOW ACQUIRED: Signed as a non-drafted free agent: July 2, 2012
 SIGNED BY: Felix Feliz, Ysrael Rojas and Randy Smith (Padres)
 CAREER NOTES: 2016: Named the Midwest Player of the Week for Fort Wayne for the week ending in August 14.

YR	CLUB	AVG	G	AB	R	H	2B	3B	HR	RBI	SH	SF	HP	BB	SO	SB	CS	OBP	SLG	E
2013	DSL Padres (R)	.247	64	231	34	57	9	4	7	27	0	2	6	26	60	5	6	.336	.411	27
	AZL Padres (R)	.211	5	19	3	4	0	0	1	1	0	0	1	7	1	0	0	.286	.368	1
2014	AZL Padres (R)	.256	37	133	20	34	5	9+	5	22	0	2	6	14	61	3	1	.348	.541	14
2015	Tri-City (A)	.218	66	248	31	54	17	3	6	35	0	5	3	28	113	5	3	.299	.383	21
2016	Fort Wayne (A)	.222	114	436	49	97	25	7	12	72	0	7	4	32	132	1	4	.278	.394	21
	Minor League Totals	.231	286	1067	137	246	56	23	31	157	0	16	20	101	373	15	14	.305	.413	84

BENCOMO, EDUWIN MIGUEL RHP

HT: 6-2 WT: 165 B/T: R/R HOMETOWN: Rio Chico, Venezuela
 BORN: April 14, 1999 in Rio Chico, Venezuela
 HOW ACQUIRED: Signed as an International free agent: March 2, 2016

YR	CLUB	W-L	ERA	G	GS	CG	SHO	SV	IP	H	R	ER	HR	HB	BB	SO	WP	BK	AVG
2016	DSL Padres (R)	0-2	5.24	19	0	0	0	6	22.1	27	20	13	1	3	10	26	4	0	.290



SCOUTING & PLAYER DEVELOPMENT

BLANCO, FELIPE SALVADOR

INF

HT: 6-1 WT: 175 B/T: R/R HOMETOWN: Valverde, DR
 BORN: December 9, 1993 in Valverde, DR
 HOW ACQUIRED: Signed as a non-drafted free agent: November 16, 2010
 OPENING DAY AGE: 23
 SIGNED BY: Randy Smith, Felix Feliz and Emenegildo Diaz (Padres)

YR	CLUB	AVG	G	AB	R	H	2B	3B	HR	RBI	SH	SF	HP	BB	SO	SB	CS	OBP	SLG	E
2011	AZL Padres (R)	.176	38	136	13	24	0	2	1	16	4	1	3	8	42	6	3	.236	.228	28
2012	AZL Padres (R)	.250	31	88	12	22	4	0	0	6	2	1	0	18	33	0	0	.374	.295	17
	Eugene (A)	.000	3	6	0	0	0	0	0	0	0	0	0	0	3	0	0	.000	.000	1
2013	Eugene (A)	.209	52	148	11	31	10	2	2	11	4	1	2	12	48	5	3	.276	.345	14
2014	Eugene (A)	.169	37	130	9	22	8	1	1	5	2	0	1	4	57	3	1	.200	.269	12
2015	Fort Wayne (A)	.209	66	206	11	43	9	1	1	15	3	1	2	13	54	8	5	.261	.277	13
	Lake Elsinore (A)	.252	38	115	11	29	3	1	2	9	4	1	1	7	44	1	2	.298	.348	4
2016	El Paso (AAA)	.182	7	11	3	2	0	0	1	2	0	0	0	1	7	0	0	.250	.455	1
	San Antonio (AA)	.125	23	64	4	8	4	0	0	3	2	0	0	2	21	0	0	.152	.188	1
	Lake Elsinore (A)	.172	22	64	3	11	2	0	0	1	1	0	1	6	21	0	4	.254	.203	4
Minor League Totals		.198	317	968	77	192	40	7	8	68	22	5	10	71	330	23	18	.259	.279	95

BLUEBERG, COLBY JAMES

RHP

HT: 6-0 WT: 185 B/T: R/R HOMETOWN: Carson City, NV
 BORN: May 11, 1993 in Carson City, NV
 HIGH SCHOOL: Carson High School (NV)
 COLLEGE: University of Nevada-Reno
 HOW ACQUIRED: Signed as a 24th-round selection in the 2014 First-Year Player Draft
 SIGNED BY: Sam Ray (Padres)
 CAREER NOTES: 2016: Named a California League-Carolina League All-Star.

YR	CLUB	W-L	ERA	G	GS	CG	SHO	SV	IP	H	R	ER	HR	HB	BB	SO	WP	BK	AVG
2014	Eugene (A)	2-0	0.55	18	0	0	0	1	32.2	24	4	2	0	1	6	37	2	0	.207
	Fort Wayne (A)	1-0	0.00	2	0	0	0	0	3.0	3	0	0	0	0	2	3	0	0	.250
2015	Fort Wayne (A)	4-1	1.07	41	0	0	0	21	58.2	33	8	7	0	0	15	62	3	0	.163
	Lake Elsinore (A)	0-0	21.60	1	0	0	0	0	1.2	3	5	4	1	0	1	2	0	0	.375
2016	Lake Elsinore (A)	2-3	3.17	45	0	0	0	12	59.2	58	25	21	5	2	26	60	3	0	.254
Minor League Totals		9-4	1.97	107	0	0	0	34	155.2	121	42	34	6	3	50	164	8	0	.213

BOLANOS, RONALD

RHP

HT: 6-3 WT: 190 B/T: R/R HOMETOWN: La Habana, Cuba
 BORN: August 23, 1996 in La Habana, Cuba
 HOW ACQUIRED: Signed as an international free agent: August 4, 2016
 SIGNED BY: Felix Feliz and Trevor Schumm (Padres)

BOUSFIELD, AUSTON AVERY ALLEN

OF

HT: 5-11 WT: 185 B/T: R/R HOMETOWN: Winter Garden, FL
 BORN: July 5, 1993 in Oakland, FL
 HIGH SCHOOL: West Orange High School (FL)
 COLLEGE: University of Mississippi
 HOW ACQUIRED: Signed as a fifth-round selection in the 2014 First-Year Player Draft
 SIGNED BY: Andrew Salvo (Padres)

YR	CLUB	AVG	G	AB	R	H	2B	3B	HR	RBI	SH	SF	HP	BB	SO	SB	CS	OBP	SLG	E
2014	Eugene (A)	.301	45	166	36	50	16	5	3	13	0	0	4	24	37	12	4	.402	.512	3
2015	Lake Elsinore (A)	.273	102	400	53	109	12	2	3	32	8	3	7	50	79	22	6	.361	.335	3
	San Antonio (AA)	.247	19	73	6	18	3	0	0	1	0	0	0	8	17	1	0	.321	.288	1
2016	El Paso (AAA)	.204	38	103	12	21	6	0	1	6	0	1	2	10	31	1	0	.284	.291	1
	San Antonio (AA)	.170	71	264	29	45	10	1	3	14	4	3	4	32	76	9	2	.267	.250	0
Minor League Totals		.242	275	1006	136	243	47	8	10	66	12	7	17	124	240	45	12	.333	.334	8

BOYKIN, RODERICK JERRELL (ROD)

OF

HT: 6-1 WT: 175 B/T: R/R HOMETOWN: Montgomery, AL
 BORN: April 17, 1995 in Montgomery, AL
 HIGH SCHOOL: Edgewood Academy (AL)
 HOW ACQUIRED: Signed as a 12th-round selection in the 2013 First-Year Player Draft
 SIGNED BY: Andrew Salvo (Padres)

YR	CLUB	AVG	G	AB	R	H	2B	3B	HR	RBI	SH	SF	HP	BB	SO	SB	CS	OBP	SLG	E
2013	AZL Padres (R)	.279	41	154	22	43	3	1	0	10	0	0	7	12	40	11	1	.358	.312	3
2014	AZL Padres (R)	.266	21	64	8	17	6	1	0	12	0	2	1	3	20	5	1	.300	.391	1
	Eugene (A)	.278	8	18	4	5	0	1	0	0	0	0	1	0	6	2	0	.316	.389	1
2015	Tri-City (A)	.250	63	244	49	61	10	3	3	23	2	1	4	28	85	19	4	.336	.352	2
2016	Fort Wayne (A)	.187	62	198	21	37	5	3	0	7	9	0	6	18	77	13	3	.275	.242	1
Minor League Totals		.240	195	678	104	163	24	9	3	52	11	3	19	61	228	50	9	.319	.316	8

BRACAMONTE, DANIEL VICENTE

LHP

HT: 6-1 WT: 170 B/T: L/L HOMETOWN: Guatire, Venezuela
 BORN: January 12, 1999 in Guatire, Venezuela
 HOW ACQUIRED: Signed as an International free agent: July 2, 2016
 SIGNED BY: Antonio Alejos (Padres)

SCOUTING & PLAYER DEVELOPMENT

BRASOBAN, YIMMI YOEL (JIMMY) RHP

HT: 6-1 **WT:** 185 **B/T:** R/R **HOMETOWN:** San Cristobal, DR
BORN: June 22, 1994 in San Cristobal, DR **OPENING DAY AGE:** 22
HOW ACQUIRED: Signed as a non-drafted free agent: May 12, 2011
SIGNED BY: Felix Feliz and Martin Jose (Padres)
CAREER NOTES: 2013: Northwest League Mid-Season All-Star.

YR	CLUB	W-L	ERA	G	GS	CG	SHO	SV	IP	H	R	ER	HR	HB	BB	SO	WP	BK	AVG
2011	DSL Padres (R)	3-3	5.65	12	10	0	0	0	43.0	42	35	27	1	11	28	25	10	0	.259
2012	DSL Padres (R)	1-2	1.50	11	11	0	0	0	54.0	43	24	9	2	6	15	39	9	0	.219
	AZL Padres (R)	0-0	8.10	2	0	0	0	0	3.1	7	3	3	0	1	1	4	0	0	.438
2013	Eugene (A)	2-3	4.17	13	13	0	0	0	58.1	44	33	27	10	4	23	39	5	4	.212
2014	Eugene (A)	2-1	6.48	4	4	0	0	0	16.2	19	13	12	1	1	8	15	0	0	.275
	Fort Wayne (A)	2-4	6.54	15	14	0	0	0	64.2	79	52	47	4	3	35	50	9	0	.302
2015	Fort Wayne (A)	5-3	2.26	41	3	0	0	10	71.2	52	23	18	5	3	25	80	5	2	.199
2016	San Antonio (AA)	5-2	3.03	29	0	0	0	4	35.2	27	13	12	1	2	16	35	5	1	.216
	Lake Elsinore (A)	0-0	0.68	10	0	0	0	5	13.1	8	1	1	1	0	1	13	0	0	.163
Minor League Totals		20-18	3.89	137	55	0	0	19	360.2	321	197	156	25	31	152	300	43	7	.238

BRAVO, JOSE DANIEL (DANIEL) INF

HT: 6-0 **WT:** 160 **B/T:** R/R **HOMETOWN:** Ocumare de la Costa, Venezuela
BORN: February 16, 1995 in Ocumare de la Costa, Venezuela **OPENING DAY AGE:** 22
HOW ACQUIRED: Signed as a non-drafted free agent: November 1, 2011
SIGNED BY: Felix Feliz, Yfrain Linares and Luis Prieto (Padres)

YR	CLUB	AVG	G	AB	R	H	2B	3B	HR	RBI	SH	SF	HP	BB	SO	SB	CS	OBP	SLG	E
2012	DSL Padres (R)	.242	38	120	22	29	5	2	0	14	1	1	4	20	34	7	1	.366	.317	13
2013	DSL Padres (R)	.220	60	200	30	44	7	2	1	11	4	0	7	18	48	6	7	.307	.290	26
2014	Eugene (A)	.000	2	7	0	0	0	0	0	1	0	0	0	0	2	0	0	.000	.000	0
	AZL Padres (R)	.265	42	155	27	41	9	2	2	18	3	1	2	12	44	8	3	.324	.387	14
2015	Tri-City (A)	.262	12	42	5	11	3	0	0	2	0	0	0	0	11	1	2	.262	.333	1
	AZL Padres (R)	.296	29	108	12	32	6	2	0	11	4	0	3	5	23	5	4	.345	.389	8
	Lake Elsinore (A)	.259	8	27	4	7	0	0	3	5	0	0	0	0	6	1	0	.259	.593	2
2016	Lake Elsinore (A)	.234	30	94	13	22	3	0	0	6	3	0	1	5	21	2	1	.280	.266	4
	Fort Wayne (A)	.154	8	26	2	4	1	0	0	2	0	0	0	2	7	1	0	.214	.192	2
Minor League Totals		.244	229	779	115	190	258	8	6	70	15	2	17	62	196	31	18	.313	.331	70

BROWN, AJ J OF

HT: 6-1 **WT:** 225 **HOMETOWN:** Starkville, MS
BORN: June 30, 1997 in Starkville, MS **OPENING DAY AGE:** 19
HOW ACQUIRED: Signed as an international free agent: July 14, 2016
SIGNED BY: Steve Moritz (Padres)

BURGOS, ALDEMAR OF

HT: 6-0 **WT:** 165 **B/T:** R/R **HOMETOWN:** San Juan, Puerto Rico
BORN: January 23, 1997 in San Juan, Puerto Rico **OPENING DAY AGE:** 20
HIGH SCHOOL: Carlos Beltran Baseball Academy (PR)
HOW ACQUIRED: Signed as an eighth-round selection in the 2015 First-Year Player Draft
SIGNED BY: Willie Bosque (Padres)

YR	CLUB	AVG	G	AB	R	H	2B	3B	HR	RBI	SH	SF	HP	BB	SO	SB	CS	OBP	SLG	E
2015	AZL Padres (R)	.225	42	169	18	38	4	3	0	9	1	0	2	12	53	4	6	.284	.284	2
2016	Tri-City (A)	.189	31	106	10	20	4	1	0	7	6	0	1	5	36	1	5	.232	.245	1
	AZL Padres (R)	.164	18	61	8	10	2	1	1	5	2	0	0	3	15	1	1	.203	.279	2
Minor League Totals		.202	91	336	36	68	10	5	1	21	9	0	3	20	104	6	12	.253	.271	5

BURGOS, EDWARD OF

HT: 6-2 **WT:** 175 **B/T:** L/L **HOMETOWN:** Santiago, DR
BORN: August 24, 1996 in Santiago, DR **OPENING DAY AGE:** 20
HOW ACQUIRED: Signed as a non-drafted free agent: July 22, 2015
SIGNED BY: Emengildo Diaz (Padres)

YR	CLUB	AVG	G	AB	R	H	2B	3B	HR	RBI	SH	SF	HP	BB	SO	SB	CS	OBP	SLG	E
2015	DSL Padres (R)	.444	2	9	0	4	0	0	0	0	0	0	0	0	1	1	1	.444	.444	1
2016	DSL Padres (R)	.308	51	159	25	49	4	1	0	17	3	0	4	21	39	11	6	.402	.346	2
Minor League Totals		.315	53	168	25	53	4	1	0	17	3	0	4	21	40	12	7	.404	.351	3

BUTLER, RYAN JEROME RHP

HT: 6-4 **WT:** 225 **B/T:** R/R **HOMETOWN:** Charlotte, NC
BORN: February 23, 1992 in Charlotte, NC **OPENING DAY AGE:** 25
HIGH SCHOOL: Ardrey Kell High School (NC) **COLLEGE:** University of North Carolina at Charlotte
HOW ACQUIRED: Signed as a seventh-round selection in the 2014 First-Year Player Draft
SIGNED BY: Tyler Stubblefield (Padres)

YR	CLUB	W-L	ERA	G	GS	CG	SHO	SV	IP	H	R	ER	HR	HB	BB	SO	WP	BK	AVG
2014	Eugene (A)	0-0	8.22	5	0	0	0	1	7.2	12	7	7	0	0	3	6	0	0	.375
	Fort Wayne (A)	1-1	0.83	18	0	0	0	10	21.2	17	3	2	0	0	6	30	0	0	.215
2015	Lake Elsinore (A)	3-2	3.66	12	7	0	0	0	46.2	52	24	19	2	4	14	31	5	0	.283
	San Antonio (AA)	0-3	4.76	3	3	0	0	0	17.0	16	9	9	0	0	9	7	0	0	.254
	AZL Padres (R)	0-0	0.00	1	0	0	0	0	1.0	1	0	0	0	0	0	2	0	0	.250
2016	Did not Play - Injured																		
Minor League Totals		4-6	3.54	39	10	0	0	11	94.0	98	43	37	2	4	32	76	5	0	.271



SCOUTING & PLAYER DEVELOPMENT

CABRERA, JOSE ALBERTO

LHP

HT: 6-0 WT: 170 B/T: L/L HOMETOWN: La Vaquera, Venezuela
 BORN: September 26, 1998 in Puerto de La Cruz, Venezuela
 HOW ACQUIRED: Signed as a non-drafted free agent: July 2, 2015
 OPENING DAY AGE: 18
 SIGNED BY: Antonio Alejos (Padres)

YR	CLUB	W-L	ERA	G	GS	CG	SHO	SV	IP	H	R	ER	HR	HB	BB	SO	WP	BK	AVG
2016	DSL Padres (R)	2-2	2.79	13	13	0	0	0	51.2	32	18	16	0	5	33	48	11	1	.174

CARRASCO, MARTIN ALEJANDRO

RHP

HT: 6-0 WT: 165 B/T: R/R HOMETOWN: Tijuana, Baja California
 BORN: November 22, 1999 in Tijuana, Baja California
 HOW ACQUIRED: Signed as an International free agent, July 5, 2016
 OPENING DAY AGE: 17
 SIGNED BY: Bill McLaughlin (Padres)

CARTER, TREVYNE (TRE)

OF

HT: 6-2 WT: 181 B/T: L/R HOMETOWN: Columbus, IN
 BORN: March 22, 1997 in Columbus, IN
 HIGH SCHOOL: Soddy-Daisy High School (TN)
 HOW ACQUIRED: Signed as an 11th-round selection in the 2016 First-Year Player Draft
 CAREER NOTES: 2016: Drafted out of Soddy-Daisy High School.
 SIGNED BY: Tyler Stubblefield (Padres)

YR	CLUB	AVG	G	AB	R	H	2B	3B	HR	RBI	SH	SF	HP	BB	SO	SB	CS	OBP	SLG	E
2016	AZL Padres (R)	.298	12	47	7	14	0	2	0	10	0	0	0	9	10	3	2	.411	.383	1

CASTILLO, JOSE GREGORIO

LHP

HT: 6-4 WT: 200 B/T: L/L HOMETOWN: Camaguan, Venezuela
 BORN: January 10, 1996 in Valencia, Venezuela
 HOW ACQUIRED: From the Rays along with OF Wil Myers, C Ryan Hanigan and RHP Gerardo Reyes in an 11-player trade also with the Nationals, with the Padres sending C Rene Rivera, RHP Burch Smith and INF Jake Bauers sent to Tampa Bay and RHP Joe Ross and INF Trea Turner (PTBNL) to Washington and the Nationals sending OF Steven Souza, Jr. and LHP Travis Ott to Tampa Bay.
 SIGNED BY: Marlon Roche & Ronnie Blanco (Rays)
 CAREER NOTES: 2013: Rated by *Baseball America* as the No. 19 prospect in the Gulf Coast League. 2012: Originally signed by the Tampa Bay Rays as a non-drafted free agent on July 7, 2012.

YR	CLUB	W-L	ERA	G	GS	CG	SHO	SV	IP	H	R	ER	HR	HB	BB	SO	WP	BK	AVG
2013	GCL Rays (R)	2-2	5.87	12	3	0	0	0	30.2	34	21	20	1	1	8	25	5	1	.288
2014	GCL Rays (R)	0-0	3.86	3	0	0	0	0	4.2	3	2	2	0	0	2	4	1	1	.188
2015	Fort Wayne (A)	1-1	4.00	6	6	0	0	0	27.0	25	14	12	2	1	16	16	1	1	.255
	Tri-City (A)	3-1	3.61	13	12	0	0	0	52.1	54	26	21	1	5	16	35	5	0	.269
2016	Lake Elsinore (A)	1-0	1.59	7	0	0	0	0	11.1	15	9	2	1	2	5	7	1	0	.326
	Fort Wayne (A)	1-1	2.28	9	0	0	0	1	23.2	23	7	6	0	1	4	35	0	0	.256
	Tri-City (A)	0-1	1.80	4	0	0	0	1	5.0	5	1	1	1	1	3	7	0	0	.278
Minor League Totals		8-6	3.72	54	21	0	0	2	154.2	159	80	64	6	11	54	129	13	3	.271

CASTRO, LUIS E

OF

HT: 5-11 WT: 173 B/T: L/L HOMETOWN: Colombia
 BORN: June 15, 1998 in Colombia
 HOW ACQUIRED: Signed as a international free agent: July 2, 2016
 OPENING DAY AGE: 18
 SIGNED BY: Andres Cabadias (Padres)

CIMBER, ADAM CHRISTIAN

RHP

HT: 6-4 WT: 180 B/T: R/R HOMETOWN: San Francisco, CA
 BORN: August 15, 1990 in Portland, OR
 HIGH SCHOOL: Puyallup High School (WA)
 COLLEGE: University of San Francisco (CA)
 HOW ACQUIRED: Signed as a ninth-round selection in the 2013 First-Year Player Draft
 SIGNED BY: Sam Ray (Padres)
 CAREER NOTES: 2016: Texas League Mid-Season All-Star.

YR	CLUB	W-L	ERA	G	GS	CG	SHO	SV	IP	H	R	ER	HR	HB	BB	SO	WP	BK	AVG
2013	Eugene (A)	3-1	2.56	28	0	0	0	10	31.2	25	10	9	2	2	7	27	2	0	.216
2014	Lake Elsinore (A)	5-3	2.90	52	1	0	0	0	77.2	80	27	25	5	2	9	43	5	0	.272
2015	San Antonio (AA)	4-2	3.05	44	0	0	0	1	56.0	56	21	19	4	0	15	45	2	0	.264
	El Paso (AAA)	0-0	3.00	2	0	0	0	0	3.0	5	3	1	1	0	0	1	0	0	.333
2016	El Paso (AAA)	0-1	17.36	4	0	0	0	0	4.2	15	9	9	3	0	1	4	0	0	.556
	San Antonio (AA)	3-2	2.56	42	0	0	0	3	52.2	41	19	15	1	1	14	27	0	0	.216
Minor League Totals		15-9	3.11	172	1	0	0	14	225.2	222	89	78	16	5	46	147	9	0	.260

CLASE, EMMANUEL

RHP

HT: 6-2 WT: 150 B/T: R/R HOMETOWN: Rio San Juan, DR
 BORN: March 18, 1998 in Rio San Juan, DR
 HOW ACQUIRED: Signed as a non-drafted free agent: February 11, 2015
 OPENING DAY AGE: 19
 SIGNED BY: (Padres)

YR	CLUB	W-L	ERA	G	GS	CG	SHO	SV	IP	H	R	ER	HR	HB	BB	SO	WP	BK	AVG
2015	DSL Padres (R)	2-1	1.99	13	10	0	0	0	54.1	53	31	12	1	2	21	49	11	2	.252
2016	AZL Padres (R)	2-0	4.01	8	2	0	0	0	24.2	22	18	11	0	0	12	23	3	1	.227
Minor League Totals		4-1	2.62	21	12	0	0	0	79.0	75	49	23	1	2	33	72	14	3	.244

SCOUTING & PLAYER DEVELOPMENT

CORDERO, STARLIN MANUEL

RHP

HT: 6-7 WT: 220 B/T: R/R HOMETOWN: San Cristobal, DR
 BORN: July 21, 1998 in San Cristobal, DR OPENING DAY AGE: 18
 HOW ACQUIRED: Signed as a non-drafted free agent: March 2, 2015
 SIGNED BY: (Padres)

YR	CLUB	W-L	ERA	G	GS	CG	SHO	SV	IP	H	R	ER	HR	HB	BB	SO	WP	BK	AVG
2015	DSL Padres (R)	3-2	4.94	15	4	0	0	0	31.0	24	24	17	0	3	28	32	9	0	.209
2016	AZL Padres (R)	2-1	2.84	15	2	0	0	0	25.1	22	16	8	0	1	17	31	8	0	.227
Minor League Totals		5-3	3.99	30	6	0	0	0	56.1	46	40	25	0	4	45	63	17	0	.217

COSME, JEAN CARLOS

RHP

HT: 6-2 WT: 155 B/T: R/R HOMETOWN: Toa Alta, Puerto Rico
 BORN: May 24, 1996 in Bayamon, Puerto Rico OPENING DAY AGE: 20
 HOW ACQUIRED: From the Baltimore Orioles in exchange for RHP Odrisamer Despaigne: February 4, 2026
 SIGNED BY: Kelvin Colon (Orioles)
 CAREER NOTES: 2016: Named a Midwest League Midseason All-Star. 2014: Originally signed by the Orioles as a 17th-round selection in the 2014 First-Year Player Draft.

YR	CLUB	W-L	ERA	G	GS	CG	SHO	SV	IP	H	R	ER	HR	HB	BB	SO	WP	BK	AVG
2014	GCL Orioles (R)	2-0	4.70	9	1	0	0	0	15.1	13	8	8	1	2	8	17	4	0	.228
2015	Aberdeen (A)	3-5	4.74	12	12	0	0	0	57.0	46	31	30	2	2	18	53	4	2	.217
2016	Fort Wayne (A)	8-8	3.22	28	18	0	0	0	106.1	112	47	38	3	3	23	94	3	1	.267
Minor League Totals		13-13	3.83	49	31	0	0	0	178.2	171	86	76	6	7	49	164	11	3	.248

COX, ROBERT TAYLOR (TAYLOR)

LHP

HT: 6-3 WT: 210 B/T: L/L HOMETOWN: Memphis, TN
 BORN: July 2, 1993 in Bartlett, TN OPENING DAY AGE: 23
 HIGH SCHOOL: Arlington High School (TN)
 COLLEGE: University of Tennessee at Martin
 HOW ACQUIRED: Signed as a 16th-round selection in the 2014 First-Year Player Draft
 SIGNED BY: Matt Thomas (Padres)

YR	CLUB	W-L	ERA	G	GS	CG	SHO	SV	IP	H	R	ER	HR	HB	BB	SO	WP	BK	AVG
2014	AZL Padres (R)	2-1	3.71	11	4	0	0	0	26.2	35	15	11	0	3	5	26	1	0	.304
	Eugene (A)	0-1	27.00	2	0	0	0	0	1.2	7	6	5	0	0	0	1	0	0	.538
2015	Fort Wayne (A)	1-3	3.64	28	5	0	0	0	59.1	60	27	24	3	3	34	26	1	0	.282
	Tri-City (A)	1-0	0.00	4	0	0	0	0	4.0	2	0	0	0	0	1	7	0	0	.143
2016	Lake Elsinore (A)	1-2	5.68	12	0	0	0	0	19.0	16	14	12	3	0	14	13	0	0	.225
	Fort Wayne (A)	1-0	3.27	6	0	0	0	0	11.0	11	8	4	0	0	4	8	0	0	.268
Minor League Totals		6-7	4.14	63	9	0	0	0	121.2	131	70	56	6	6	58	81	2	0	.281

DALLAS, DANIEL, (DAN)

LHP

HT: 6-2 WT: 180 B/T: L/L HOMETOWN: Buffalo, NY
 BORN: December 24, 1997 in Buffalo, NY OPENING DAY AGE: 19
 HIGH SCHOOL: Canisius High School, NY
 HOW ACQUIRED: Signed as a seventh-round selection in the 2016 First-Year Player Draft
 SIGNED BY: John Stewart (Padres)

YR	CLUB	W-L	ERA	G	GS	CG	SHO	SV	IP	H	R	ER	HR	HB	BB	SO	WP	BK	AVG
2016	AZL Padres (R)	1-2	3.09	5	3	0	0	0	11.2	11	6	4	0	0	7	16	3	0	.234

DE HORTA, ADRIAN SEBASTIAN

RHP

HT: 6-3 WT: 185 B/T: R/R HOMETOWN: La Puente, CA
 BORN: March 13, 1995 in La Puente, CA OPENING DAY AGE: 22
 HIGH SCHOOL: South Hills High School (CA)
 HOW ACQUIRED: Signed as an eighth-round selection in the 2013 First-Year Player Draft
 SIGNED BY: Brent Mayne (Padres)
 CAREER NOTES: 2013: Named by *Baseball America* as the No. 17 prospect in the Arizona League.

YR	CLUB	W-L	ERA	G	GS	CG	SHO	SV	IP	H	R	ER	HR	HB	BB	SO	WP	BK	AVG
2013	AZL Padres (R)	0-2	4.06	12	11	0	0	0	31.0	28	15	14	1	1	13	40	7	0	.241
2014	Fort Wayne (A)	0-2	5.32	12	11	0	0	0	47.1	49	31	28	2	3	38	36	7	1	.272
	Eugene (A)	1-2	5.40	13	7	0	0	0	30.0	28	24	18	2	2	30	26	4	0	.246
2015	AZL Padres (R)	0-2	8.83	7	2	0	0	0	17.1	23	20	17	0	2	10	17	8	1	.324
	Tri-City (A)	2-1	3.26	8	8	0	0	0	38.2	25	14	14	3	3	20	36	4	1	.182
2016	Ti-City (A)	2-2	3.95	9	1	0	0	0	27.1	24	18	12	1	0	7	25	6	0	.229
	AZL Padres (R)	0-0	0.00	2	0	0	0	0	3.2	2	0	0	0	0	2	4	0	0	.154
Minor League Totals		5-11	4.75	63	40	0	0	0	195.1	179	122	103	9	11	120	184	36	3	.243

DE LA CRUZ, DANIEL ISAIAS

RHP

HT: 6-6 WT: 208 B/T: R/R HOMETOWN: La Romana, DR
 BORN: February 1, 1998 in La Romana, DR OPENING DAY AGE: 19
 HOW ACQUIRED: Signed as an international free agent, July 2, 2016
 SIGNED BY: Jake Koenig (Padres)



SCOUTING & PLAYER DEVELOPMENT

DE LA CRUZ, WILFRI MIGUEL

C

HT: 5-11 WT: 180 B/T: R/R HOMETOWN: Mao, DR
 BORN: December 29, 1993 in Mao, DR
 HOW ACQUIRED: Signed as a non-drafted free agent: November 19, 2012
 SIGNED BY: Felix Feliz and Martin Jose (Padres)

YR	CLUB	AVG	G	AB	R	H	2B	3B	HR	RBI	SH	SF	HP	BB	SO	SB	CS	OBP	SLG	E
2013	DSL Padres (R)	.298	28	94	13	28	10	2	0	11	0	0	2	9	19	1	1	.371	.447	6
2014	DSL Padres (R)	.250	34	112	20	28	3	0	2	8	1	0	3	16	18	3	1	.359	.330	6
2015	DSL Padres (R)	.259	20	58	9	15	6	0	0	9	0	1	4	4	11	0	0	.343	.362	4
	AZL Padres (R)	.215	19	65	9	14	1	0	0	8	0	1	0	7	17	0	0	.288	.231	6
2016	Tri-City (A)	.284	21	67	11	19	2	0	1	9	1	0	2	6	19	1	1	.360	.358	2
	AZL Padres (R)	.313	5	16	3	5	2	0	0	1	0	0	1	0	1	0	0	.353	.438	2
Minor League Totals		.265	127	412	65	109	24	2	3	46	2	2	12	42	85	5	3	.348	.354	26

DE LOS SANTOS, ENYEL

RHP

HT: 6-3 WT: 200 B/T: R/R HOMETOWN: San Pedro de Macoris, DR
 BORN: December 25, 1995 in San Pedro de Macoris, DR
 HOW ACQUIRED: From the Seattle Mariners along with INF Nelson Ward in exchange for RHP Joaquin Benoit: November 12, 2015
 SIGNED BY: Eddy Toledo & Domingo Toribio (Mariners)
 CAREER NOTES: 2016: Named a Midwest League Midseason All-Star. 2014: Originally signed by the Mariners as a non-drafted free agent on July 17, 2014.

YR	CLUB	W-L	ERA	G	GS	CG	SHO	SV	IP	H	R	ER	HR	HB	BB	SO	WP	BK	AVG
2015	AZL Mariners (R)	3-0	2.55	5	5	0	0	0	24.2	24	8	7	1	1	5	29	1	1	.250
	Everett (A)	3-0	4.06	8	8	0	0	0	37.2	37	19	17	2	6	13	42	5	0	.270
2016	Lake Elsinore (A)	5-3	4.35	15	15	0	0	0	68.1	70	35	33	11	5	24	52	2	1	.267
	Fort Wayne (A)	3-2	2.91	11	7	0	0	0	52.2	38	20	17	2	3	14	45	6	0	.199
Minor League Totals		14-5	3.63	39	35	0	0	0	183.1	169	82	74	16	15	56	168	14	2	.246

DE PAULA, JOSE RAFAEL FIGUEROA (RAFAEL)

RHP

HT: 6-2 WT: 215 B/T: R/R HOMETOWN: La Victoria, DR
 BORN: March 24, 1991 in La Victoria, DR
 HOW ACQUIRED: From the New York Yankees along with INF Yangervis Solarte in exchange for INF Chase Headley: July 22, 2014
 SIGNED BY: Victor Mata and Angel Ovalles (Yankees)
 CAREER NOTES: 2013: Selected to the World Roster of the SiriusXM Futures Game at Citi Field in New York...named a South Atlantic League Mid-Season All-Star. 2010: Originally signed by the Yankees as a minor league free agent on November 18, 2010.

YR	CLUB	W-L	ERA	G	GS	CG	SHO	SV	IP	H	R	ER	HR	HB	BB	SO	WP	BK	AVG
2012	DSL Yankees 1 (R)	8-2	1.46	14	14	1	1	0	61.2	35	18	10	2	2	18	85	9	0	.162
2013	Charleston (A)	6-2	2.94	13	13	0	0	0	64.1	43	21	21	3	3	23	96	8	5	.189
	Tampa (A)	1-3	6.06	11	10	0	0	0	49.0	54	35	33	5	5	30	50	5	0	.283
2014	Tampa (A)	6-5	4.15	20	17	0	0	0	89.0	88	44	41	5	8	38	104	9	1	.257
	Lake Elsinore (A)	2-4	6.54	8	8	0	0	0	42.2	47	32	31	7	3	17	41	6	0	.281
2015	Lake Elsinore (A)	5-9	5.01	35	18	0	0	0	120.1	125	78	67	14	6	47	129	7	1	.271
2016	El Paso (AAA)	0-0	4.00	8	0	0	0	1	9.0	15	5	4	0	2	3	13	0	0	.395
	San Antonio (AA)	4-2	2.44	37	0	0	0	0	55.1	42	17	15	2	2	19	74	8	2	.213
Minor League Totals		32-27	4.07	146	80	1	1	1	491.1	449	250	222	38	31	195	592	52	9	.244

DELEON, MANNY

OF

HT: 6-1 WT: 195 B/T: L/R HOMETOWN: New York, NY
 BORN: April 11, 1993 in New York, NY
 HOW ACQUIRED: Signed as a non-drafted free agent: June 17, 2016
 SIGNED BY: (Padres)

YR	CLUB	AVG	G	AB	R	H	2B	3B	HR	RBI	SH	SF	HP	BB	SO	SB	CS	OBP	SLG	E
2016	Tri-City (A)	.214	15	42	4	9	1	0	0	4	0	1	1	8	14	2	1	.346	.238	1
2016	AZL Padres (R)	.212	32	118	14	25	4	3	0	6	0	1	0	12	39	8	1	.282	.297	3
Minor League Totals		.301	47	160	18	34	5	3	0	10	0	2	1	20	53	10	2	.301	.281	4

DIMOCK, MICHAEL SCOTT

RHP

HT: 6-2 WT: 195 B/T: R/R HOMETOWN: Greensboro, NC
 BORN: October 26, 1989 in Greensboro, NC
 HIGH SCHOOL: Wesleyan High School (NC) COLLEGE: Wake Forest (NC)
 HOW ACQUIRED: From the Houston Astros in exchange for RHP Miguel Severino: June 23, 2014
 SIGNED BY: Tim Bittner (Astros)
 CAREER NOTES: 2012: Originally signed by the Astros as a 37th-round selection in the 2012 First-Year Player Draft.

YR	CLUB	W-L	ERA	G	GS	CG	SHO	SV	IP	H	R	ER	HR	HB	BB	SO	WP	BK	AVG
2012	Greenville (R)	0-0	4.20	20	0	0	0	4	30	26	15	14	0	0	9	36	1	0	.230
2013	Quad Cities (A)	5-0	3.09	10	0	0	0	0	11.2	7	4	4	1	1	2	15	0	0	.163
	Lancaster (A)	4-1	4.10	27	0	0	0	0	41.2	41	21	19	5	0	12	36	3	0	.265
2014	Corpus Christi (AA)	1-4	3.29	16	0	0	0	0	27.1	26	12	10	1	1	7	21	1	0	.252
	San Antonio (AA)	1-3	3.64	23	0	0	0	0	29.2	29	20	12	5	1	10	40	1	0	.244
2015	San Antonio (AA)	2-0	2.38	35	0	0	0	3	41.2	37	15	11	3	1	4	47	2	0	.234
	El Paso (AAA)	1-0	1.47	14	0	0	0	1	18.1	13	3	3	3	0	2	23	0	0	.203
2016	El Paso (AAA)	1-1	5.36	26	1	0	0	3	40.1	34	25	24	6	1	16	52	1	0	.225
	San Antonio (AA)	1-0	3.00	5	0	0	0	1	6.0	4	2	2	1	0	0	5	0	0	.200
Minor League Totals		16-9	3.61	176	1	0	0	13	246.2	217	117	99	25	5	62	275	9	0	.234

SCOUTING & PLAYER DEVELOPMENT

DISABATINO, DOMINIC (DOM)

RHP

HT: 6-5 WT: 190 B/T: R/R HOMETOWN: Middletown, DE
 BORN: March 21, 1996 in Middletown, DE OPENING DAY AGE: 21
 HIGH SCHOOL: St. Mark's High School (DE) COLLEGE: Harford Community College, MD
 HOW ACQUIRED: Signed as a 20th-round selection in the 2016 First-Year Player Draft
 SIGNED BY: Dustin Johnson (Padres)

YR	CLUB	W-L	ERA	G	GS	CG	SHO	SV	IP	H	R	ER	HR	HB	BB	SO	WP	BK	AVG
2016	Tri-City (A)	0-0	0.00	2	0	0	0	0	2.1	0	0	0	0	0	1	2	1	0	.000
2016	AZL Padres (R)	0-1	9.58	12	0	0	0	0	10.1	15	13	11	1	2	4	13	4	0	.319
Minor League Totals		0-1	7.82	14	0	0	0	0	12.2	15	13	11	1	2	5	15	5	0	.283

DISTASIO, LOUIS

RHP

HT: 6-4 WT: 195 B/T: R/R HOMETOWN: Yarmouth, ME
 BORN: February 5, 1994 in Portland, ME OPENING DAY AGE: 23
 HIGH SCHOOL: Chevrus High School (ME) COLLEGE: University of Rhode Island
 HOW ACQUIRED: Signed as a 32nd-round selection in the 2015 First-Year Player Draft
 SIGNED BY: Jim Bretz (Padres)

YR	CLUB	W-L	ERA	G	GS	CG	SHO	SV	IP	H	R	ER	HR	HB	BB	SO	WP	BK	AVG
2015	Tri-City (A)	1-1	3.90	19	0	0	0	0	27.2	28	14	12	2	1	12	35	1	0	.269
2016	El Paso (AAA)	0-0	13.50	1	0	0	0	0	1.1	1	2	2	1	0	2	1	0	0	.200
	San Antonio (AA)	0-0	0.00	1	0	0	0	0	1.0	0	0	0	0	0	2	2	0	0	.000
	Lake Elsinore (A)	0-0	8.59	6	0	0	0	0	7.1	10	7	7	0	0	4	8	2	0	.323
	Fort Wayne (A)	1-2	3.55	24	0	0	0	3	38.0	39	16	15	2	2	5	41	4	0	.262
Minor League Totals		2-3	4.30	51	0	0	0	3	75.1	78	39	36	5	3	25	87	7	0	.267

DORMINY, THOMAS CLEAVOUS

LHP

HT: 6-0 WT: 190 B/T: L/L HOMETOWN: Tampa, FL
 BORN: June 1, 1992 in Lutz, FL OPENING DAY AGE: 24
 HIGH SCHOOL: Alonso High School (FL) COLLEGE: Faulkner University (AL)
 HOW ACQUIRED: Signed as a 10th-round selection in the 2014 First-Year Player Draft
 SIGNED BY: Andrew Salvo (Padres)
 CAREER NOTES: 2015: Named a Midwest League Mid-Season All-Star.

YR	CLUB	W-L	ERA	G	GS	CG	SHO	SV	IP	H	R	ER	HR	HB	BB	SO	WP	BK	AVG
2014	Eugene (A)	0-1	3.72	11	7	0	0	0	19.1	25	13	8	2	0	9	24	2	0	.316
2015	Fort Wayne (A)	11-7	2.94	25	25	0	0	0	141.0	125	54	46	5	7	48	108	1	1	.238
2016	Lake Elsinore (A)	1-8	9.94	12	12	0	0	0	48.0	93	63	53	3	6	21	40	1	0	.415
	Fort Wayne (A)	4-5	3.10	16	16	2	1	0	93.0	88	38	32	2	7	22	55	4	1	.256
Minor League Totals		16-21	4.15	64	60	2	1	0	301.1	331	168	139	12	20	100	227	8	2	.282

EASLEY, NATHANIEL JACOB (NATE)

INF

HT: 5-10 WT: 170 B/T: R/R HOMETOWN: Glendale, AZ
 BORN: January 11, 1996 in Glendale, AZ OPENING DAY AGE: 21
 HIGH SCHOOL: Sandra Day O'Connor (AZ) COLLEGE: Yavapai College (AZ)
 HOW ACQUIRED: Signed as a 23rd-round selection in the 2016 First-Year Player Draft
 SIGNED BY: Doug Banks (Padres)

YR	CLUB	AVG	G	AB	R	H	2B	3B	HR	RBI	SH	SF	HP	BB	SO	SB	CS	OBP	SLG	E
2016	Tri-City (A)	.261	67	241	44	63	6	5	1	18	3	1	3	46	59	13	4	.385	.340	14

ENCINAS, GABRIEL VICTOR

RHP

HT: 6-3 WT: 195 B/T: R/R HOMETOWN: Whittier, CA
 BORN: December 21, 1991 in Whittier, CA OPENING DAY AGE: 25
 HOW ACQUIRED: Signed as a minor league free agent: December 21, 2016
 CAREER NOTES: 2012: Rated New York Yankees No. 30 prospect after the season by *Baseball America*.

YR	CLUB	W-L	ERA	G	GS	CG	SHO	SV	IP	H	R	ER	HR	HB	BB	SO	WP	BK	AVG
2011	GCL Yankees (R)	3-0	5.08	12	11	0	0	0	51.1	57	32	29	3	2	18	46	11	0	.284
2012	Staten Island (A)	3-7	4.97	16	15	0	0	0	70.2	73	49	39	8	8	39	48	17	1	.266
2013	Charleston (A)	3-0	0.77	7	7	0	0	0	35.0	22	5	3	0	1	16	31	1	1	.177
2014	Charleston (A)	0-4	5.81	11	11	0	0	0	31.0	34	23	20	2	6	16	29	4	0	.270
	GCL Yankees (R)	0-0	3.24	3	2	0	0	0	8.1	10	3	3	0	1	4	7	1	0	.313
2015	Tampa (A)	3-7	4.39	26	19	0	0	1	98.1	75	54	48	4	2	63	116	17	0	.210
2016	Tampa (A)	2-3	6.21	18	4	0	0	0	33.1	28	28	23	1	5	46	26	16	0	.233
Minor League Totals		14-21	4.53	93	69	0	0	1	328.0	299	194	165	18	25	202	303	67	2	.242

ERB, DALTON RALPH

RHP

HT: 6-8 WT: 250 B/T: R/R HOMETOWN: Torrance, CA
 BORN: May 13, 1994 in Torrance, CA OPENING DAY AGE: 22
 HIGH SCHOOL: North Torrance High School (CA) COLLEGE: California State University Chico (CA)
 HOW ACQUIRED: Signed as a 30th-round selection in the First-Year Player Draft
 SIGNED BY: Sam Ray (Padres)

YR	CLUB	W-L	ERA	G	GS	CG	SHO	SV	IP	H	R	ER	HR	HB	BB	SO	WP	BK	AVG
2016	Tri-City (A)	2-1	2.70	19	0	0	0	0	40.0	37	16	12	0	3	14	22	8	0	.255

SCOUTING & PLAYER
DEVELOPMENT



SCOUTING & PLAYER DEVELOPMENT

ESPINOZA, ANDERSON JOSE

RHP

HT: 6-0 WT: 160 B/T: R/R HOMETOWN: Caracas, Venezuela
 BORN: March 9, 1998 in Caracas, Venezuela
 HOW ACQUIRED: Acquired from Boston Red Sox in exchange for LHP Drew Pomeranz: July 14, 2016
 SIGNED BY: Manny Padron and Eddie Romero (Red Sox)
 CAREER NOTES: 2015: Named a *Baseball America* Rookie All-Star...after the season, was ranked No. 4 prospect in Red Sox farm system and No. 19 prospect by *Baseball America*.

YR	CLUB	W-L	ERA	G	GS	CG	SHO	SV	IP	H	R	ER	HR	HB	BB	SO	WP	BK	AVG
2015	Greenville (A)	0-1	8.10	1	1	0	0	0	3.1	4	3	3	0	0	2	4	1	0	.267
	DSL Red Sox2 (R)	0-0	1.20	4	4	0	0	0	15.0	13	6	2	0	2	3	21	1	1	.232
	GCL Red Sox	0-1	0.68	10	10	0	0	0	40.0	24	5	3	0	4	9	40	1	2	.170
2016	Greenville (A)	5-8	4.38	17	17	0	0	0	76.0	77	39	37	2	2	27	72	11	0	.269
	Fort Wayne (A)	1-3	4.73	8	7	0	0	0	32.1	38	17	17	1	3	8	28	4	0	.290
Minor League Totals		6-13	3.35	40	39	0	0	0	166.2	156	70	62	3	11	49	165	18	3	.248

EUSEBIO, LUIS MIGUEL

RHP

HT: 6-0 WT: 180 B/T: R/R HOMETOWN: Cabrera, DR
 BORN: March 15, 1996 in Cabrera, Dominican Republic
 HOW ACQUIRED: Signed as a minor league free agent. December 5, 2016
 SIGNED BY: Felix Feliz and Alvin Duran (Padres)

FERNANDEZ, JUAN CARLOS

C

HT: 5-11 WT: 180 B/T: R/R HOMETOWN: Valencia, Venezuela
 BORN: March 7, 1999 in Valencia, Venezuela
 HOW ACQUIRED: Signed as a minor league free agent: March 2, 2016

YR	CLUB	AVG	G	AB	R	H	2B	3B	HR	RBI	SH	SF	HP	BB	SO	SB	CS	OBP	SLG	E
2016	DSL Padres (R)	.353	33	85	13	30	3	1	1	17	1	2	4	17	16	0	1	.472	.447	6

FERNANDEZ, OMAR MIGUEL

LHP

HT: 5-11 WT: 160 B/T: L/L HOMETOWN: Carora, Venezuela
 BORN: April 20, 1999 in Carora, Venezuela
 HOW ACQUIRED: Signed as a non-drafted free agent: October 8, 2015
 SIGNED BY: (Padres)

YR	CLUB	W-L	ERA	G	GS	CG	SHO	SV	IP	H	R	ER	HR	HB	BB	SO	WP	BK	AVG
2016	DSL Padres (R)	3-0	0.76	12	12	0	0	0	59.1	33	6	5	1	5	11	30	5	0	.162

FLORES, YUNIEL

OF

HT: 5-8 WT: 196 B/T: L/L HOMETOWN: Santa Clara, Cuba
 BORN: March 15, 1986 in Santa Clara, Cuba
 HOW ACQUIRED: Signed as an International free agent: August 18, 2016
 SIGNED BY: Emengildo Diaz (Padres)

FORD, CHASEN C.

RHP

HT: 6-3 WT: 200 B/T: R/R HOMETOWN: Lake Forest, CA
 BORN: July 18, 1995 in Lake Forest, CA
 HIGH SCHOOL: El Toro High School, CA
 HOW ACQUIRED: Signed as a 27th-round selection in the 2016 First-Year Player Draft
 SIGNED BY: John Stewart (Padres)

YR	CLUB	W-L	ERA	G	GS	CG	SHO	SV	IP	H	R	ER	HR	HB	BB	SO	WP	BK	AVG
2016	Tri-City (A)	0-1	7.31	13	0	0	0	0	16.0	34	19	13	1	1	14	17	4	0	.459
	AZL Padres (R)	0-0	8.31	3	0	0	0	0	4.1	8	4	4	0	0	2	5	3	0	.421
Minor League Totals		0-1	7.52	16	0	0	0	0	20.1	42	23	17	1	1	16	22	7	0	.452

FORIEST, NATHAN BOYD

LHP

HT: 6-2 WT: 190 B/T: R/L HOMETOWN: Kingston Springs, TN
 BORN: January 28, 1992 in Kingston Springs, TN
 HIGH SCHOOL: Harpeth High School (TN)
 HOW ACQUIRED: Signed as a 35th-round selection in the 2015 First-Year Player Draft
 SIGNED BY: Matt Thomas (Padres)

YR	CLUB	W-L	ERA	G	GS	CG	SHO	SV	IP	H	R	ER	HR	HB	BB	SO	WP	BK	AVG
2015	AZL Padres (R)	2-0	1.10	12	0	0	0	3	16.1	10	2	2	1	0	2	16	1	0	.175
	Lake Elsinore (A)	0-0	13.50	2	0	0	0	0	2.0	3	3	3	0	0	2	3	1	0	.333
	Tri-City (A)	0-0	0.00	4	0	0	0	1	6.0	2	0	0	0	0	2	6	0	0	.100
2016	Fort Wayne (A)	0-0	4.34	12	0	0	0	1	18.2	13	9	9	2	0	18	24	3	1	.191
	Tri-City (A)	1-1	2.87	13	0	0	0	0	15.2	13	7	5	1	1	17	21	3	1	.190
Minor League Totals		3-1	2.91	43	0	0	0	5	58.2	41	21	19	4	1	41	70	8	2	.210

FRANCE, TYLER LAWRENCE (TY)

INF

HT: 6-0 WT: 205 B/T: R/R HOMETOWN: West Covina, CA
 BORN: July 13, 1994 in Downey, CA
 HIGH SCHOOL: South Hills High School (CA)
 HOW ACQUIRED: Signed as a 34th-round selection in the 2015 First-Year Player Draft
 SIGNED BY: Josh Emmerick (Padres)

YR	CLUB	AVG	G	AB	R	H	2B	3B	HR	RBI	SH	SF	HP	BB	SO	SB	CS	OBP	SLG	E
2015	Tri-City (A)	.294	66	235	36	69	20	0	1	36	0	2	12	43	50	4	2	.425	.391	4
2016	Lake Elsinore (A)	.304	60	224	39	68	16	0	9	38	1	4	12	15	47	3	4	.373	.496	11
	Fort Wayne (A)	.237	68	219	35	52	8	0	5	35	1	1	16	44	49	3	3	.400	.342	5
Minor League Totals		.279	194	678	110	189	44	0	15	109	2	7	40	102	146	10	9	.400	.410	20

SCOUTING & PLAYER DEVELOPMENT

FRANCISCO, YORDI FRANCISCO INF

HT: 6-1 WT: 175 B/T: L/R HOMETOWN: Puerto Plata, DR
 BORN: March 14, 1997 in Santiago, DR
 HOW ACQUIRED: Signed as a non-drafted free agent: December 23, 2015
 SIGNED BY: Chip Lawrence (Padres)

YR	CLUB	AVG	G	AB	R	H	2B	3B	HR	RBI	SH	SF	HP	BB	SO	SB	CS	OBP	SLG	E
2016	DSL Padres (R)	.204	47	142	18	29	4	4	0	12	0	1	3	19	61	8	5	.309	.289	2

FRANK, TREVOR WADE RHP

HT: 6-0 WT: 195 B/T: R/R HOMETOWN: El Cajon, CA
 BORN: June 23, 1991 in El Cajon, CA
 HIGH SCHOOL: Valhalla High School, CA
 COLLEGE: University of California, Riverside (CA)
 HOW ACQUIRED: Selected from the Indians in the 2016 Rule 5 Draft
 SIGNED BY: Ryan Thompson (Indians)

YR	CLUB	W-L	ERA	G	GS	CG	SHO	SV	IP	H	R	ER	HR	HB	BB	SO	WP	BK	AVG
2013	Mahoning Valley (A)	1-5	2.83	20	0	0	0	3	35.0	31	16	11	1	0	2	39	3	1	.233
2014	Lake County (A)	5-4	2.63	50	0	0	0	18	54.2	40	20	16	3	0	9	62	2	1	.205
2015	Lynchburg (A)	0-1	1.59	17	0	0	0	1	17.0	18	3	3	0	0	5	17	0	0	.261
	AZL Indians (R)	0-0	0.00	5	0	0	0	0	5.0	2	1	0	0	1	0	5	0	1	.111
2016	Lynchburg (A)	1-1	2.47	44	0	0	0	17	43.2	30	12	12	3	1	10	43	1	0	.191
Minor League Totals		7-11	2.43	136	0	0	0	39	155.1	121	52	42	7	2	26	166	6	3	.212

GALINDO, JOSE GUADALUPE (JOE) RHP

HT: 6-4 WT: 225 B/T: R/R HOMETOWN: El Paso, TX
 BORN: May 16, 1995 in El Paso, TX
 HIGH SCHOOL: Montwood High School (TX)
 COLLEGE: New Mexico State University (NM)
 HOW ACQUIRED: Signed as a 13th-round selection in the 2016 First-Year Player Draft
 SIGNED BY: Doug Banks

GARCIA, OMAR ALAN (ALAN) OF

HT: 6-0 WT: 220 B/T: L/L HOMETOWN: Nogales, AZ
 BORN: January 31, 1997 in Nogales, AZ
 HIGH SCHOOL: Mountain Pointe High School (AZ)
 HOW ACQUIRED: Signed as a 19th-round selection in the 2015 First-Year Player Draft
 SIGNED BY: Dave Lottsfeldt (Padres)

YR	CLUB	AVG	G	AB	R	H	2B	3B	HR	RBI	SH	SF	HP	BB	SO	SB	CS	OBP	SLG	E
2015	AZL Padres (R)	.264	30	106	15	28	7	0	0	13	0	3	2	9	32	0	1	.325	.330	4
2016	Fort Wayne (A)	.222	52	180	13	40	6	0	1	6	3	1	0	7	53	0	0	.250	.272	5
	Tri-City (A)	.263	6	19	2	5	2	0	0	4	0	0	0	4	5	0	0	.391	.368	1
Minor League Totals		.239	88	305	30	73	15	0	1	23	3	4	2	20	90	0	1	.287	.298	10

GARCIA, JAFFE MANUEL OF

HT: 6-1 WT: 175 B/T: R/R HOMETOWN: Margarita, Venezuela
 BORN: March 13, 1996 in Margarita, Venezuela
 HOW ACQUIRED: Signed as a non-drafted free agent: July 2, 2014
 SIGNED BY: Antonio Alejos (Padres)

YR	CLUB	AVG	G	AB	R	H	2B	3B	HR	RBI	SH	SF	HP	BB	SO	SB	CS	OBP	SLG	E
2015	DSL Padres (R)	.229	45	131	26	30	4	2	1	10	1	0	5	45	59	6	5	.442	.313	1
2016	DSL Padres (R)	.247	46	146	18	36	8	2	2	22	1	1	5	32	49	0	0	.397	.370	1
Minor League Totals		.238	91	277	44	66	12	4	3	32	2	1	10	77	108	6	5	.419	.343	2

GARCIA, JEAN LUIS RHP

HT: 6-5 WT: 220 B/T: R/R HOMETOWN: Santiago, DR
 BORN: December 7, 1996 in Santiago, DR
 HOW ACQUIRED: Signed as a non-drafted free agent: April 9, 2014
 SIGNED BY: Felix Feliz (Padres)

YR	CLUB	W-L	ERA	G	GS	CG	SHO	SV	IP	H	R	ER	HR	HB	BB	SO	WP	BK	AVG
2014	DSL Padres (R)	0-3	6.00	12	3	0	0	0	18.0	21	20	12	0	7	15	17	2	0	.276
2015	DSL Padres (R)	0-1	5.54	3	3	0	0	0	13.0	18	11	8	1	2	3	7	3	0	.346
	AZL Padres (R)	1-6	7.04	11	6	0	0	0	47.1	70	52	37	2	5	24	30	7	2	.327
2016	Tri-City (A)	0-0	27.00	2	0	0	0	0	1.1	2	4	4	0	0	5	2	1	0	.400
	AZL Padres (R)	1-4	3.66	11	8	0	0	0	46.2	45	23	19	0	3	15	36	5	1	.257
Minor League Totals		2-14	5.70	39	20	0	0	0	126.1	156	110	80	3	17	62	92	18	3	.299

GARCIA, JOSE G. LHP

HT: 5-11 WT: 169 B/T: L/L HOMETOWN: Coro, Venezuela
 BORN: February 19, 1998 in Coro, Venezuela
 HOW ACQUIRED: Signed as an international free agent: December 21, 2016
 SIGNED BY: Luis Prieto (Padres)

GAUTHIER, KYLE NEIL RHP

HT: 6-4 WT: 220 B/T: R/R HOMETOWN: Salem, MA
 BORN: April 8, 1994 in Salem, MA
 HIGH SCHOOL: Classical High School (MA)
 COLLEGE: University of Hartford (CT)
 HOW ACQUIRED: Signed as a non-drafted free agent: June 15, 2016

YR	CLUB	W-L	ERA	G	GS	CG	SHO	SV	IP	H	R	ER	HR	HB	BB	SO	WP	BK	AVG
2016	AZL Padres (R)	1-3	6.49	17	0	0	0	1	26.1	36	23	19	1	0	6	30	4	0	.324



SCOUTING & PLAYER DEVELOPMENT

GETTYS, MICHAEL EDWARD

OF

HT: 6-1 **WT:** 203 **B/T:** R/R **HOMETOWN:** Gainesville, GA
BORN: October 22, 1995 in Gainesville, GA **OPENING DAY AGE:** 21
HIGH SCHOOL: Gainesville High School (GA)
HOW ACQUIRED: Signed as a second-round selection in the 2014 First-Year Player Draft
SIGNED BY: Andrew Salvo (Padres)
CAREER NOTES: 2016: Named a Midwest League Mid-season All-Star...Named the No. 10 prospect in the Padres organization by *Baseball America* heading into the 2016 season.
 2014: Named an Arizona League Post-Season All-Star.

YR	CLUB	AVG	G	AB	R	H	2B	3B	HR	RBI	SH	SF	HP	BB	SO	SB	CS	OBP	SLG	E
2014	AZL Padres (R)	.310	52	213*	29	66	8	5	3	38	1	3	1	15	66	14	2	.353	.437	10
2015	Fort Wayne (A)	.231	122	494	62	114	27	6	6	44	1	5	1	28	162	20	10	.271	.346	8
2016	Lake Elsinore (A)	.306	60	248	40	76	13	0	9	33	2	2	3	17	77	9	6	.356	.468	1
	Fort Wayne (A)	.304	68	257	37	78	10	5	3	27	2	2	10	18	69	24	10	.369	.416	4
Minor League Totals		.276	302	1212	168	334	58	16	21	142	6	12	15	78	374	67	38	.324	.402	23

GIRON, RUDDY

INF

HT: 5-11 **WT:** 200 **B/T:** R/R **HOMETOWN:** Santo Domingo Norte, DR
BORN: January 4, 1997 in Santo Domingo Norte, DR **OPENING DAY AGE:** 20
HOW ACQUIRED: Signed as a non-drafted free agent: July 2, 2013
CAREER NOTES: 2016: Named the No. 4 prospect in the Padres organization by *Baseball America* heading into the 2016 season.

YR	CLUB	AVG	G	AB	R	H	2B	3B	HR	RBI	SH	SF	HP	BB	SO	SB	CS	OBP	SLG	E
2014	AZL Padres (R)	.168	48	185	23	31	10	0	0	13	3	1	1	8	42	1	2	.205	.222	13
2015	Fort Wayne (A)	.285	96	386	58	110	12	4	9	49	1	2	1	29	68	15	14	.335	.407	24
2016	Lake Elsinore (A)	.426	14	47	7	20	7	1	1	5	0	0	0	3	13	1	0	.460	.681	4
	Fort Wayne (A)	.222	106	401	49	89	23	2	2	20	10	0	1	34	74	8	7	.284	.304	25
Minor League Totals		.245	264	1019	137	250	52	7	12	87	14	3	3	74	197	25	23	.298	.345	66

GONZALEZ, CESAR EDUARDO

RHP

HT: 6-1 **WT:** 160 **B/T:** R/R **HOMETOWN:** Maracay, Venezuela
BORN: February 24, 1999 in Maracay, Venezuela **OPENING DAY AGE:** 18
HOW ACQUIRED: Signed as a minor league free agent: August 8, 2016

YR	CLUB	W-L	ERA	G	GS	CG	SHO	SV	IP	H	R	ER	HR	HB	BB	SO	WP	BK	AVG
2016	DSL Red Sox (R)	2-0	1.54	5	0	0	0	0	11.2	7	2	2	1	1	5	5	1	0	.171
2016	DSL Padres (R)	0-0	1.50	3	0	0	0	0	6.0	1	1	1	0	0	9	3	0	0	.059
Minor League Totals		2-0	1.53	8	0	0	0	0	17.2	8	3	3	1	1	14	8	1	0	.138

GORIS, DIEGO AGUSTIN

INF

HT: 5-10 **WT:** 200 **B/T:** R/R **HOMETOWN:** Santiago, DR
BORN: November 8, 1990 in Santiago, DR **OPENING DAY AGE:** 26
HOW ACQUIRED: Selected in the Triple-A Phase of the 2012 Rule 5 Draft from Kansas City
SIGNED BY: Rene Gayo & Nelson Llana (Pirates)
CAREER NOTES: 2014: Named a California League Mid-Season All-Star...named a MiLB.com Organization All-Star for San Diego following the season. 2011: Acquired by the Kansas City Royals with RHP Brooks Pounders in exchange for INF Yamaico Navarro on December 7, 2011. 2008: Originally signed by the Pittsburgh Pirates as a non-drafted free agent on May 23, 2008.

YR	CLUB	AVG	G	AB	R	H	2B	3B	HR	RBI	SH	SF	HP	BB	SO	SB	CS	OBP	SLG	E
2008	DSL Pirates (R)	.245	44	143	16	35	2	2	0	11	1	0	2	5	21	2	3	.280	.287	13
2009	DSL Pirates (R)	.277	58	231	37	64	8	5	1	31	7	2	3	10	22	11	7	.313	.368	21
2010	DSL Pirates (R)	.310	49	171	31	53	7	1	5	29	1	1	0	9	19	6	6	.343	.450	7
2011	DSL Pirates (R)	.350	68	266*	53	93*	20	4	5	46	2	3	3	15	28	15	3	.387	.511	13
2012	AZL Royals (R)	.425	18	80	14	34	6	3	3	19	0	2	2	2	10	0	0	.442	.688	7
	Idaho Falls (R)	.286	40	154	27	44	8	1	10	32	2	1	1	2	22	0	0	.297	.545	2
2013	Fort Wayne (A)	.266	96	361	43	96	19	1	6	52	3	7	1	16	47	1	0	.294	.374	15
2014	Lake Elsinore (A)	.324	89	370	66	120	27	2	13	61	0	6	2	14	74	5	0	.347	.514	18
	San Antonio (AA)	.247	37	146	18	36	5	0	4	10	1	1	1	2	25	1	2	.260	.363	14
2015	San Antonio (AA)	.253	99	384	38	97	20	1	5	43	2	2	2	12	55	2	3	.278	.349	11
	AZL Padres (R)	.250	1	4	1	1	0	0	0	3	0	0	0	0	2	0	0	.250	.250	1
	El Paso (AAA)	.350	5	20	2	7	1	0	1	4	0	0	1	1	3	0	0	.409	.550	0
2016	El Paso (AAA)	.260	84	273	30	71	11	1	7	35	7	1	1	0	49	0	2	.298	.385	11
	San Antonio (AA)	.217	22	69	4	15	2	0	2	9	1	0	0	2	11	2	0	.239	.333	0
Minor League Totals		.287	710	2672	380	766	136	21	62	385	26	26	17	104	388	45	26	.315	.423	133

GOWDY, DENZELL

INF

HT: 5-11 **WT:** 185 **B/T:** R/R **HOMETOWN:** Sylvester, GA
BORN: November 30, 1996 in Sylvester, GA **OPENING DAY AGE:** 20
HIGH SCHOOL: Worth County High School (GA) **COLLEGE:** Darton State University (GA)
HOW ACQUIRED: Signed as a 34th-round selection in the 2016 First-Year Player Draft
SIGNED BY: Tyler Stubblefield (Padres)

YR	CLUB	AVG	G	AB	R	H	2B	3B	HR	RBI	SH	SF	HP	BB	SO	SB	CS	OBP	SLG	E
2016	AZL Padres	.256	37	121	17	31	6	1	1	13	1	1	5	15	38	3	1	.359	.347	6

SCOUTING & PLAYER DEVELOPMENT

GREENE, MARCUS JR.

C

HT: 5-11 WT: 210 B/T: R/R HOMETOWN: Palm Springs, CA
 BORN: August 19, 1994 in Pomona, CA OPENING DAY AGE: 22
 HIGH SCHOOL: Vista del Lago High School (CA) COLLEGE: New Mexico JC
 HOW ACQUIRED: From the Texas Rangers along with PTBNL (RHP Jon Edwards) in exchange for OF Will Venable: August 18, 2015.
 SIGNED BY: Doug Banks (Rangers)
 CAREER NOTES: 2014: Named a Northwest League Mid-Season All-Star. 2012: Selected by the Florida Marlins in the 39th round of the 2012 First-Year Player Draft but did not sign.

YR	CLUB	AVG	G	AB	R	H	2B	3B	HR	RBI	SH	SF	HP	BB	SO	SB	CS	OBP	SLG	E
2013	Spokane (A)	.227	58	203	27	46	11	1	3	15	0	0	4	41	49	3	2	.367	.335	6
2014	Spokane (A)	.318	42	148	30	47	9	2	3	24	0	1	9	26	30	7	0	.446	.466	3
	Hickory (A)	.179	13	39	5	7	1	1	0	1	0	0	1	9	15	0	0	.347	.256	1
2015	Hickory (A)	.218	25	78	17	17	5	1	5	9	0	0	2	16	23	2	0	.365	.500	4
2016	Lake Elsinore (A)	.143	18	63	5	9	1	0	1	4	0	0	2	6	22	0	0	.239	.206	3
	Fort Wayne (A)	.217	31	106	10	23	5	0	5	13	1	2	1	10	31	0	2	.286	.406	5
	Minor League Totals	.234	187	637	94	149	32	5	17	66	1	3	19	108	170	12	4	.360	.380	22

GUERRA, JORGE ENRIQUE

LHP

HT: 5-10 WT: 157 B/T: L/L HOMETOWN: Valencia, Venezuela
 BORN: July 13, 1999 in Valencia, Venezuela OPENING DAY AGE: 17
 HOW ACQUIRED: Signed as a non-drafted free agent: December 21, 2016
 SIGNED BY: Yfrain Linares (Padres)

GUERRERO, JORDAN MARCELO

RHP

HT: 6-5 WT: 260 B/T: R/R HOMETOWN: Sarasota, FL
 BORN: August 1, 1996 in Sarasota, FL OPENING DAY AGE: 20
 HIGH SCHOOL: Braden River High School (FL) COLLEGE: Polk State (FL)
 HOW ACQUIRED: Signed as a sixth-round selection in the 2015 First-Year Player Draft
 SIGNED BY: Chris Kelly (Padres)

YR	CLUB	W-L	ERA	G	GS	CG	SHO	SV	IP	H	R	ER	HR	HB	BB	SO	WP	BK	AVG
2015	AZL Padres (R)	3-1	4.23	13	3	0	0	1	27.2	31	14	13	1	0	13	27	4	0	.274
2016	Tri-City (A)	4-5	4.34	10	7	0	0	0	37.1	39	27	18	2	3	22	23	4	2	.265
	Minor League Totals	7-6	4.29	23	10	0	0	1	65.0	70	41	31	3	3	35	50	8	2	.269

GUZMAN, JONATHAN

RHP

HT: 5-10 WT: 180 B/T: R/R HOMETOWN: San Cristobal, DR
 BORN: February 8, 1995 in San Cristobal, DR OPENING DAY AGE: 22
 HOW ACQUIRED: Signed as a non-drafted free agent: April 7, 2015
 SIGNED BY: Martin Jose (Padres)

YR	CLUB	W-L	ERA	G	GS	CG	SHO	SV	IP	H	R	ER	HR	HB	BB	SO	WP	BK	AVG
2015	DSL Padres (R)	3-1	3.68	19	0	0	0	0	36.2	31	32	15	2	9	26	30	12	0	.225
2016	AZL Padres (R)	2-2	7.18	17	1	0	0	0	26.1	32	24	21	2	9	13	21	5	1	.299
	DSL Padres (R)	1-0	0.75	4	1	0	0	0	12.0	9	1	1	0	3	3	12	0	1	.209
	Minor League Totals	5-5	4.44	40	2	0	0	0	75.0	72	57	37	4	21	42	63	17	2	.250

GUZMAN, LUIS RAMON

INF

HT: 6-2 WT: 175 B/T: R/R HOMETOWN: Santo Domingo, DR
 BORN: June 20, 1998 in Santo Domingo, DR OPENING DAY AGE: 18
 HOW ACQUIRED: Signed as a non-drafted free agent: February 12, 2015
 SIGNED BY: Israel Rojas (Padres)

YR	CLUB	AVG	G	AB	R	H	2B	3B	HR	RBI	SH	SF	HP	BB	SO	SB	CS	OBP	SLG	E
2015	DSL Padres (R)	.144	41	125	20	18	2	0	0	12	2	0	1	34	58	10	4	.331	.160	25
2016	DSL Padres (R)	.301	45	136	26	41	2	1	1	21	1	0	11	24	14	6	4	.444	.353	10
	Minor League Totals	.226	86	261	46	59	4	1	1	33	3	0	12	58	72	16	8	.390	.261	35

GUZMAN, MANNY M.

RHP

HT: 6-3 WT: 174 B/T: R/R HOMETOWN: Bonao, DR
 BORN: November 1, 1999 in Bonao, DR OPENING DAY AGE: 16
 HOW ACQUIRED: Signed as an International free agent: July 2, 2016
 SIGNED BY: Emengildo Diaz and Felix Feliz (Padres)

GUZMAN, OLIBER

RHP

HT: 5-11 WT: 180 B/T: R/R HOMETOWN: Valverde, DR
 BORN: March 15, 1997 in Esperanza, DR OPENING DAY AGE: 20
 HOW ACQUIRED: Signed as a non-drafted free agent: July 2, 2015
 SIGNED BY: Emengildo Diaz (Padres)

YR	CLUB	W-L	ERA	G	GS	CG	SHO	SV	IP	H	R	ER	HR	HB	BB	SO	WP	BK	AVG
2015	DSL Padres (R)	0-0	0.00	1	0	0	0	0	2.0	1	0	0	0	1	0	1	1	0	.167
2016	DSL Padres (R)	5-1	2.70	18	1	0	0	0	36.2	28	16	11	1	7	13	24	5	0	.214
	Minor League Totals	5-1	2.56	19	1	0	0	0	38.2	29	16	11	1	8	13	25	6	0	.212



SCOUTING & PLAYER DEVELOPMENT

HANCOCK, JUSTIN D.

RHP

HT: 6-4 WT: 187 B/T: R/R HOMETOWN: Defiance, OH
 BORN: October 28, 1990 in Defiance, OH OPENING DAY AGE: 26
 HIGH SCHOOL: Defiance High School (OH) COLLEGE: Lincoln Trail (IL)
 HOW ACQUIRED: Signed as a ninth-round selection in the 2011 First-Year Player Draft
 SIGNED BY: Jeff Stewart (Padres)
 CAREER NOTES: 2015: Named a Texas League Mid-Season All-Star. Personal: Signed a letter of intent to play at Indiana State University before signing with the Padres as a ninth-round selection, the highest-drafted player ever out of Lincoln Trail by round.

YR	CLUB	W-L	ERA	G	GS	CG	SHO	SV	IP	H	R	ER	HR	HB	BB	SO	WP	BK	AVG
2011	AZL Padres (R)	0-3	7.09	11	8	0	0	0	33.0	46	30	26	0	1	21	30	3	1	.329
2012	Fort Wayne (A)	0-4	6.95	13	2	0	0	0	33.2	44	31	26	3	1	20	23	1	0	.312
	Eugene (A)	5-2	1.61	15	14	0	0	0	72.2	52	17	13	3	3	23	66	7	0	.203
2013	Fort Wayne (A)	5-1	1.73	12	12	0	0	0	67.2	54	20	13	0	2	20	44	3	0	.222
	Lake Elsinore (A)	3-7	5.14	14	14	0	0	0	63.0	81	52	36	5	5	36	39	6	0	.307
2014	San Antonio (AA)	3-2	4.12	13	12	0	0	0	59.0	69	29	27	5	2	23	41	3	0	.294
	AZL Padres (R)	0-0	0.00	2	2	0	0	0	3.0	4	0	0	0	0	0	0	0	0	.333
2015	San Antonio (AA)	7-6	3.59	22	22	0	0	0	120.1	127	52	48	8	5	49	92	10	0	.277
	El Paso (AAA)	1-0	2.61	2	2	0	0	0	10.1	15	3	3	1	0	4	5	0	0	.349
2016	El Paso (AAA)	0-2	12.00	2	2	0	0	0	6.0	16	11	8	0	0	1	5	0	0	.485
Minor League Totals		24-27	3.84	106	90	0	0	0	468.2	508	245	200	25	19	197	345	33	1	.278

HEADEAN, WILLIAM ROSS (WILL)

LHP

HT: 6-4 WT: 230 B/T: R/L HOMETOWN: Morton, IL
 BORN: October 11, 1993 in Lafayette, IN OPENING DAY AGE: 23
 HIGH SCHOOL: Morton High School (IL) COLLEGE: Illinois State
 HOW ACQUIRED: Signed as a 13th-round selection in the 2015 First-Year Player Draft
 SIGNED BY: Jeff Stewart (Padres)
 CAREER NOTES: 2016: Named the Northwest League Pitcher of the Week for the week ending on July 17.

YR	CLUB	W-L	ERA	G	GS	CG	SHO	SV	IP	H	R	ER	HR	HB	BB	SO	WP	BK	AVG
2015	AZL Padres (R)	0-0	3.12	14	1	0	0	0	26.0	28	9	9	0	0	7	34	3	1	.267
	Tri-City (A)	1-0	0.00	1	0	0	0	0	2.2	2	0	0	0	0	0	5	0	0	.222
2016	Fort Wayne (A)	1-0	5.00	8	0	0	0	2	18.0	20	12	10	0	0	7	12	3	0	.270
	Tri-City (A)	4-5	4.32	15	14	0	0	0	73.0	75	43	35	4	4	26	77	8	0	.263
Minor League Totals		6-5	4.06	38	15	0	0	2	119.2	125	64	54	4	4	40	128	14	1	.264

HENRY, HENRY

RHP

HT: 6-4 WT: 178 B/T: R/R HOMETOWN: San Cristobal, DR
 BORN: December 17, 1998 in San Cristobal, DR OPENING DAY AGE: 18
 HOW ACQUIRED: Signed as a non-drafted free agent: July 2, 2015
 SIGNED BY: Israel Rojas (Padres)

YR	CLUB	W-L	ERA	G	GS	CG	SHO	SV	IP	H	R	ER	HR	HB	BB	SO	WP	BK	AVG
2016	AZL Padres (R)	1-4	5.28	9	4	0	0	0	29.0	35	24	17	0	2	13	29	5	1	.292
	DSL Padres (R)	0-0	3.00	2	2	0	0	0	6.0	5	2	2	0	0	0	8	0	0	.227
Minor League Totals		1-4	4.89	11	6	0	0	0	35.0	40	26	19	0	2	13	37	5	1	.282

HERNANDEZ, ADOLFO

LHP

HT: 5-11 WT: 165 B/T: L/L HOMETOWN: Coahuila, Mexico
 BORN: July 23, 1997 in Coahuila, Mexico OPENING DAY AGE: 19
 HOW ACQUIRED: Signed as a non-drafted free agent: July 2, 2015
 SIGNED BY: Bill McLaughlin (Padres)

YR	CLUB	W-L	ERA	G	GS	CG	SHO	SV	IP	H	R	ER	HR	HB	BB	SO	WP	BK	AVG
2016	DSL Padres (R)	0-2	1.36	11	4	0	0	0	33.0	28	8	5	1	1	15	37	2	0	.230

HERNANDEZ, JOSE MANUEL

RHP

HT: 6-1 WT: 165 B/T: R/R HOMETOWN: Carabobo, Venezuela
 BORN: August 6, 1998 in Carabobo, Venezuela OPENING DAY AGE: 19
 HOW ACQUIRED: Signed as a non-drafted free agent: October 7, 2015
 SIGNED BY: Yfrain Linares (Padres)

YR	CLUB	W-L	ERA	G	GS	CG	SHO	SV	IP	H	R	ER	HR	HB	BB	SO	WP	BK	AVG
2016	DSL Padres (R)	3-2	4.10	15	0	0	0	0	26.1	26	27	12	0	5	24	14	5	0	.252

HUFFMAN, CHRIS ELWOOD

RHP

HT: 6-1 WT: 205 B/T: R/R HOMETOWN: Fort Defiance, VA
 BORN: November 25, 1992 in Fort Defiance, VA OPENING DAY AGE: 24
 HIGH SCHOOL: Fort Defiance High School (VA) COLLEGE: James Madison University (VA)
 HOW ACQUIRED: Signed as a 14th-round selection in the 2014 First-Year Player Draft
 SIGNED BY: Tom Burns (Padres)
 CAREER NOTES: 2016: Earned California League South Pitcher of the Week honors for the week ending in August 28...Named a California League Mid-Season All-Star.

YR	CLUB	W-L	ERA	G	GS	CG	SHO	SV	IP	H	R	ER	HR	HB	BB	SO	WP	BK	AVG
2014	Eugene (A)	0-1	4.26	15	0	0	0	0	19.0	21	11	9	1	1	6	16	2	0	.292
2015	Fort Wayne (A)	9-6	3.28	22	18	0	0	0	107.0	108	50	39	6	10	23	58	5	0	.263
2016	Lake Elsinore (A)	10-5	3.78	28	23	0	0	0	131.0	126	70	55	7	4	43	98	10	0	.251
Minor League Totals		19-12	3.61	65	41	0	0	0	257.0	255	131	103	14	15	72	172	17	0	.259

SCOUTING & PLAYER DEVELOPMENT

ILARRAZA, REINALDO ANDRES

INF

HT: 5-10 WT: 150 B/T: S/R HOMETOWN: Yaracuy, Venezuela
 BORN: January 12, 1999 in Yaracuy, Venezuela OPENING DAY AGE: 18
 HOW ACQUIRED: Signed as a non-drafted free agent: July 2, 2015
 SIGNED BY: Luis Prieto (Padres)

YR	CLUB	AVG	G	AB	R	H	2B	3B	HR	RBI	SH	SF	HP	BB	SO	SB	CS	OBP	SLG	E
2016	AZL Padres (R)	.179	13	39	7	7	0	0	0	2	0	1	2	7	20	0	1	.327	.179	4

JENSEN, PETER CHASE (CHASE)

INF

HT: 6-4 WT: 195 B/T: R/R HOMETOWN: Arlington, TX
 BORN: January 29, 1991 in Riverside, CA OPENING DAY AGE: 26
 HIGH SCHOOL: Arlington Martin High School (TX) COLLEGE: Oklahoma City University
 HOW ACQUIRED: Signed as a 22nd-round selection in the 2013 First-Year Player Draft
 SIGNED BY: Lane Decker (Padres)
 CAREER NOTES: 2014: Named a Northwest League Mid-Season All-Star.

YR	CLUB	AVG	G	AB	R	H	2B	3B	HR	RBI	SH	SF	HP	BB	SO	SB	CS	OBP	SLG	E
2013	Eugene (A)	.162	38	117	8	19	2	0	1	6	1	0	4	10	36	0	0	.252	.205	5
2014	Lake Elsinore (A)	.455	3	11	4	5	2	0	0	1	0	0	0	1	3	0	0	.500	.636	1
	Fort Wayne (A)	.161	16	56	4	9	2	1	0	5	0	1	2	1	12	0	0	.200	.232	2
	Eugene (A)	.278	23	79	5	22	5	0	2	11	0	1	1	1	27	0	0	.293	.418	5
2015	Fort Wayne (A)	.197	40	127	10	25	8	0	2	17	0	0	1	4	32	3	3	.227	.307	3
	Lake Elsinore (A)	.276	51	196	18	54	6	1	5	28	1	2	3	8	54	2	0	.311	.393	12
2016	San Antonio (AA)	.141	27	78	9	11	2	0	3	9	2	0	1	4	29	2	0	.193	.282	4
	Lake Elsinore (A)	.228	24	79	15	18	6	0	0	5	0	0	0	8	23	6	1	.299	.304	4
	AZL Padres (R)	.000	2	7	1	0	0	0	0	0	0	0	1	1	2	2	0	.222	.000	0
Minor League Totals		.217	224	750	74	163	33	2	13	82	4	4	13	38	218	15	4	.266	.319	36

KEEL, JERRY WESLEY

LHP

HT: 6-6 WT: 240 B/T: L/L HOMETOWN: Palmdale, CA
 BORN: September 26, 1993 in Lancaster, CA OPENING DAY AGE: 23
 HIGH SCHOOL: Palmdale High School (CA) COLLEGE: Cal State Northridge
 HOW ACQUIRED: Signed as a ninth-round selection in the 2015 First-Year Player Draft
 SIGNED BY: Brent Mayne (Padres)

YR	CLUB	W-L	ERA	G	GS	CG	SHO	SV	IP	H	R	ER	HR	HB	BB	SO	WP	BK	AVG
2015	Tri-City (A)	3-1	3.00	19	0	0	0	0	33.0	34	16	11	1	2	8	28	1	1	.268
2016	San Antonio (AA)	0-2	6.88	3	3	0	0	0	17.0	24	15	13	2	1	8	11	1	0	.338
	Lake Elsinore (A)	2-2	6.14	4	4	0	0	0	22.0	23	16	15	5	2	9	16	1	0	.277
	Fort Wayne (A)	5-10	2.97	25	9	0	0	0	75.2	79	35	25	1	0	21	62	3	0	.262
Minor League Totals		10-15	3.90	51	16	0	0	0	147.2	160	82	64	9	5	46	117	6	1	.274

KENNEDY, ALLAN JACOB (A.J.)

C

HT: 6-0 WT: 190 B/T: R/R HOMETOWN: Anaheim, CA
 BORN: January 23, 1994 in Irvine, CA OPENING DAY AGE: 23
 HIGH SCHOOL: Savanna High School (CA) COLLEGE: Cal State Fullerton
 HOW ACQUIRED: Signed as a 30th-round selection in the 2015 First-Year Player Draft
 SIGNED BY: Josh Emmerick (Padres)

YR	CLUB	AVG	G	AB	R	H	2B	3B	HR	RBI	SH	SF	HP	BB	SO	SB	CS	OBP	SLG	E
2015	Tri-City (A)	.276	24	87	12	24	6	0	0	16	2	2	2	7	16	0	1	.337	.345	3
2016	San Antonio (AA)	.161	10	31	0	5	0	0	0	2	0	1	0	4	12	0	2	.250	.161	3
	Lake Elsinore (A)	.226	52	186	27	42	11	0	1	17	1	2	3	10	52	0	2	.274	.301	3
	Fort Wayne (A)	.233	16	43	5	10	3	0	0	2	1	0	0	4	9	0	2	.298	.302	2
Minor League Totals		.233	102	347	44	81	20	0	1	37	4	5	5	25	89	0	7	.291	.300	11

KENNEDY, BRETT

RHP

HT: 6-0 WT: 200 B/T: R/R HOMETOWN: Brigantine, NJ
 BORN: August 4, 1994 in Pomona, NJ OPENING DAY AGE: 22
 HIGH SCHOOL: Atlantic City High School (NJ) COLLEGE: Fordham (NY)
 HOW ACQUIRED: Signed as an 11th-round selection in the 2015 First-Year Player Draft
 SIGNED BY: Jim Bretz (Padres)
 CAREER NOTES: 2016: Named California League Pitcher of the Week for the week ending in July 17.

YR	CLUB	W-L	ERA	G	GS	CG	SHO	SV	IP	H	R	ER	HR	HB	BB	SO	WP	BK	AVG
2015	Tri-City (A)	0-2	2.70	12	9	0	0	0	30.0	18	10	9	0	1	11	38	4	0	.173
2016	Lake Elsinore (A)	6-10	3.80	22	22	0	0	0	113.2	114	57	48	9	3	44	109	17	0	.260
	Fort Wayne (A)	2-1	2.54	6	6	0	0	0	28.1	29	11	8	2	0	7	38	1	0	.269
Minor League Totals		8-13	3.40	40	37	0	0	0	172.0	161	78	65	11	4	62	185	22	0	.248

SCOUTING & PLAYER
DEVELOPMENT



SCOUTING & PLAYER DEVELOPMENT

KIMBER, COREY ALEXANDER

RHP

HT: 6-1 **WT:** 175 **B/T:** R/R **HOMETOWN:** Greensboro, NC
BORN: June 28, 1994 in Greensboro, NC **OPENING DAY AGE:** 22
HIGH SCHOOL: Dudley High School (NC)
HOW ACQUIRED: Signed as a 25th-round selection in the 2012 First-Year Player Draft
SIGNED BY: Adam Bourassa (Padres)

YR	CLUB	W-L	ERA	G	GS	CG	SHO	SV	IP	H	R	ER	HR	HB	BB	SO	WP	BK	AVG
2012	AZL Padres (R)	2-1	3.38	8	0	0	0	0	5.1	6	5	2	0	0	7	3	2	0	.273
2013									Did not Play - Injured										
2014	AZL Padres (R)	2-2	5.24	21	0	0	0	1	34.1	36	26	20	1	1	23	37	2	0	.288
2015	Tri-City (A)	2-2	3.65	20	0	0	0	4	24.2	21	17	10	1	2	12	25	2	1	.239
	Lake Elsinore (A)	0-0	9.00	1	0	0	0	0	2.0	3	2	2	0	0	2	1	0	0	.375
2016	Lake Elsinore (A)	0-0	8.53	3	0	0	0	0	6.1	7	6	6	0	0	1	3	0	0	.292
	Fort Wayne (A)	3-2	4.00	18	0	0	0	1	45.0	40	23	20	5	2	18	39	5	0	.240
Minor League Totals		9-7	4.59	71	0	0	0	6	117.2	113	70	60	7	5	63	108	11	1	.260

KOHLWEY, TAYLOR S.

OF

HT: 6-3 **WT:** 200 **B/T:** L/L **HOMETOWN:** Holmen, WI
BORN: July 20, 1994 in Holmen, WI **OPENING DAY AGE:** 22
COLLEGE: University of Wisconsin at La Crosse (WI)
HOW ACQUIRED: Signed as a 21st-round selection in the 2016 First-Year Player Draft
SIGNED BY: Troy Hoerner (Padres)

YR	CLUB	AVG	G	AB	R	H	2B	3B	HR	RBI	SH	SF	HP	BB	SO	SB	CS	OBP	SLG	E
2016	Lake Elsinore (A)	.302	13	53	8	16	2	2	0	3	0	0	1	3	16	0	1	.351	.415	2
	Fort Wayne (A)	.357	7	28	3	10	1	0	0	2	1	0	1	2	6	4	1	.419	.393	0
	Tri-City (A)	.220	33	127	14	28	4	4	1	20	0	1	1	19	27	8	3	.324	.339	1
Minor League Totals		.260	53	208	25	54	7	6	1	25	1	1	3	24	49	12	5	.343	.365	3

LAUER, ERIC LANCE

LHP

HT: 6-3 **WT:** 205 **B/T:** R/L **HOMETOWN:** Elyria, OH
BORN: June 3, 1995 in Elyria, OH **OPENING DAY AGE:** 21
HIGH SCHOOL: Midview High School (OH) **COLLEGE:** Kent State University (OH)
HOW ACQUIRED: Signed as a first-round selection in the 2016 First-Year Player Draft
SIGNED BY: Matt Maloney (Padres)
CAREER NOTES: 2016: Ranked as the No. 9 prospect in the Padres organization by MLB.com...named National College Pitcher of the Year after leading Division I with an 0.69 ERA in 104.0 innings, the lowest mark by starting pitcher since 1979. 2013: Originally selected as a 17th-round pick in the 2013 First-Year Player Draft by the Toronto Blue Jays but did not sign.

YR	CLUB	W-L	ERA	G	GS	CG	SHO	SV	IP	H	R	ER	HR	HB	BB	SO	WP	BK	AVG
2016	Fort Wayne (A)	0-0	0.00	1	1	0	0	0	2.0	0	0	0	0	0	1	2	0	0	.000
	Tri-City (A)	1-0	1.44	7	7	0	0	0	25.0	17	4	4	0	0	7	28	2	0	.191
	AZL Padres (R)	0-1	6.75	2	2	0	0	0	4.0	7	5	3	1	0	1	7	0	0	.368
Minor League Totals		1-1	2.03	10	10	0	0	0	31.0	24	9	7	1	0	9	37	2	0	.211

LAWSON, REGGINALD JEFFERSON (REGGIE)

RHP

HT: 6-4 **WT:** 205 **B/T:** R/R **HOMETOWN:** Victorville, CA
BORN: August 2, 1997 in Victorville, CA **OPENING DAY AGE:** 19
HIGH SCHOOL: Victor Valley High School (CA)
HOW ACQUIRED: Signed as a competitive balance round B selection in the 2016 First-Year Player Draft.
SIGNED BY: Jeff Stevens (Padres)
CAREER NOTES: 2015: Pitched at Petco Park in the 2015 Perfect Game All-American Classic on August 16.

YR	CLUB	W-L	ERA	G	GS	CG	SHO	SV	IP	H	R	ER	HR	HB	BB	SO	WP	BK	AVG
2016	AZL Padres (R)	0-0	8.31	5	3	0	0	0	8.2	12	8	8	0	0	3	7	2	1	.316

LEBRON, JAIMITO

RHP

HT: 6-2 **WT:** 175 **B/T:** R/R **HOMETOWN:** Santo Domingo, DR
BORN: October 20, 1996 in Banica, DR **OPENING DAY AGE:** 20
HOW ACQUIRED: Signed as a non-drafted free agent: July 2, 2013
SIGNED BY: Randy Smith, Feliz Feliz and Martin Jose (Padres)

YR	CLUB	W-L	ERA	G	GS	CG	SHO	SV	IP	H	R	ER	HR	HB	BB	SO	WP	BK	AVG
2014	DSL Padres (R)	0-0	1.50	2	2	0	0	0	6.0	4	3	1	0	0	2	7	1	0	.190
	AZL Padres (R)	1-3	7.58	12	8	0	0	0	38.0	57	38	32	4	6	17	26	8	2	.337
2015	DSL Padres (R)	0-1	6.43	6	4	0	0	0	7.0	9	5	5	0	2	2	3	2	0	.290
	AZL Padres (R)	0-0	6.00	5	0	0	0	0	6.0	4	5	4	0	2	2	3	1	0	.200
2016									Did Not Play - Injured										
Minor League Totals		1-4	6.63	25	14	0	0	0	57.0	74	51	42	4	10	23	39	12	2	.307

LEMOND, ZECHARIAH DAVID (ZECH)

RHP

HT: 6-1 **WT:** 170 **B/T:** R/R **HOMETOWN:** Houston, TX
BORN: October 9, 1992 in Houston, TX **OPENING DAY AGE:** 24
HIGH SCHOOL: Waltrip High School (TX) **COLLEGE:** Rice (TX)
HOW ACQUIRED: Signed as a third-round selection in the 2014 First-Year Player Draft
SIGNED BY: Kevin Ellis (Padres)

YR	CLUB	W-L	ERA	G	GS	CG	SHO	SV	IP	H	R	ER	HR	HB	BB	SO	WP	BK	AVG
2014	Eugene (A)	2-3	3.79	11	8	0	0	0	38.0	39	17	16	1	4	5	34	1	0	.262
	San Antonio (AA)	0-0	0.00	1	0	0	0	0	4.0	1	0	0	0	0	0	2	0	0	.071
2015	Lake Elsinore (A)	5-10	5.54	32	22	0	0	0	130.0	175	92	80	12	6	44	101	11	1	.326
2016	San Antonio (AA)	0-1	24.00	1	1	0	0	0	3.0	9	8	8	0	0	3	2	0	0	.529
	Lake Elsinore (A)	6-5	6.66	19	13	0	0	0	78.1	104	60	58	7	2	14	57	3	0	.324
Minor League Totals		13-19	5.76	64	44	0	0	0	253.1	328	177	162	20	12	66	196	15	1	.316

SCOUTING & PLAYER DEVELOPMENT

LEZAMA, AARON ISAAC

LHP

HT: 6-5 WT: 180 B/T: L/L HOMETOWN: Miranda, Venezuela
 BORN: April 22, 1997 in Caracas, Venezuela
 HOW ACQUIRED: Signed as a non-drafted free agent: November 16, 2015
 SIGNED BY: Yfrain Linares (Padres)

YR	CLUB	W-L	ERA	G	GS	CG	SHO	SV	IP	H	R	ER	HR	HB	BB	SO	WP	BK	AVG
2016	DSL Padres (R)	0-0	6.16	9	3	0	0	1	19.0	19	16	13	0	2	12	13	8	0	.247

LEZAMA, JOSE ALEXANDER

C

HT: 5-10 WT: 195 B/T: S/R HOMETOWN: Aragua, Venezuela
 BORN: February 19, 1998 in Maracay, Venezuela
 HOW ACQUIRED: Signed as a non-drafted free agent: January 15, 2015
 SIGNED BY: Luis Prieto (Padres)

YR	CLUB	AVG	G	AB	R	H	2B	3B	HR	RBI	SH	SF	HP	BB	SO	SB	CS	OBP	SLG	E
2015	DSL Padres (R)	.325	38	126	14	41	7	0	0	23	2	1	2	32	17	0	1	.466	.381	13
2016	AZL Padres (R)	.259	35	116	17	30	4	0	0	13	2	3	4	19	14	2	2	.373	.293	4
Minor League Totals		.293	73	242	31	71	11	0	0	36	4	4	6	51	31	2	3	.422	.339	17

LIRIANO, ELVIN

LHP

HT: 6-3 WT: 190 B/T: L/L HOMETOWN: San Cristobal, DR
 BORN: October 17, 1992 in San Cristobal, DR
 HOW ACQUIRED: Signed as a non-drafted free agent: December 9, 2010
 SIGNED BY: Felix Feliz and Martin Jose (Padres)
 CAREER NOTES: 2015: Named a Northwest League Mid-Season All-Star.

YR	CLUB	W-L	ERA	G	GS	CG	SHO	SV	IP	H	R	ER	HR	HB	BB	SO	WP	BK	AVG
2011	DSL Padres (R)	3-3	3.58	13	8	0	0	0	50.1	36	29	20	1	3	31	35	12	0	.196
2012	DSL Padres (R)	0-7	5.27	14	14	0	0	0	54.2	49	43	32	2	2	31	47	11	0	.236
2013	DSL Padres (R)	0-4	4.35	13	8	0	0	0	39.1	34	24	19	2	2	26	33	9	0	.236
	AZL Padres (R)	0-0	17.18	3	0	0	0	0	3.2	5	9	7	0	1	5	3	2	0	.312
2014	AZL Padres (R)	1-1	1.34	17	0	0	0	0	33.2	16	11	5	0	1	17	34	4	2	.139
	Eugene (A)	0-0	3.86	2	0	0	0	0	2.1	1	1	1	0	0	3	4	0	0	.111
2015	Tri-City (A)	4-1	2.23	21	0	0	0	0	36.1	24	10	9	2	2	16	54	2	3	.183
2016	Fort Wayne (A)	2-3	3.38	21	0	0	0	4	48.0	37	19	18	6	3	17	44	6	0	.209
Minor League Totals		10-19	3.72	104	30	0	0	4	268.1	202	146	111	13	14	146	254	46	5	.205

LLOYD, KYLE CHRISTOPHER

RHP

HT: 6-4 WT: 221 B/T: R/R HOMETOWN: Auburn, CA
 BORN: October 16, 1990 in Sacramento, CA
 HIGH SCHOOL: Carmel High School (CA)
 COLLEGE: Evansville (IN)
 HOW ACQUIRED: Signed as a 29th-round selection in the 2013 First-Year Player Draft
 SIGNED BY: Jeff Stewart (Padres)

CAREER NOTES: 2015: Led all Padres minor leaguers in strikeouts for the second-straight season, finishing with the third-most strikeouts of any pitcher in the California League and sixth-most innings pitched. 2014: Led all Padres minor leaguers and all Midwest League pitchers in strikeouts (155). Misc.: Father, Craig, played minor league baseball in the Kansas City Royals organization.

YR	CLUB	W-L	ERA	G	GS	CG	SHO	SV	IP	H	R	ER	HR	HB	BB	SO	WP	BK	AVG
2013	Eugene (A)	4-1	2.30	19	0	0	0	0	47.0	42	18	12	5	0	15	51	2	0	.237
	Lake Elsinore (A)	0-0	6.00	2	0	0	0	0	3.0	2	2	2	0	0	2	4	0	0	.182
2014	Fort Wayne (A)	6-5	3.61	27	21	0	0	0	119.2	114	60	48	8	2	34	155	9	1	.247
2015	Lake Elsinore (A)	7-11	4.72	31	20	0	0	0	137.1	139	85	72	10	4	41	139	8	1	.262
2016	San Antonio (AA)	7-7	3.31	30	20	0	0	0	130.1	124	54	48	9	2	38	99	6	0	.252
Minor League Totals		24-24	3.75	109	61	0	0	0	437.1	421	219	182	32	8	130	448	25	2	.252

LOCANTE, WILLIAM MARIO

LHP

HT: 6-0 WT: 205 B/T: L/L HOMETOWN: Memphis, TN
 BORN: February 2, 1990 in Memphis, TN
 HIGH SCHOOL: Briarcrest Christian School (TN)
 COLLEGE: Cumberland (TN)

HOW ACQUIRED: Signed as a minor league free agent: November 21, 2016
 CAREER NOTES: 2014: Named a Midwest League Post-Season and Mid-Season All-Star for South Bend. 2013: Named to the Midwest League Mid-Season All-Star Team for Hillsboro. 2011: Originally signed as an 11th-round selection by the Arizona Diamondbacks in the First-Year Player Draft.

YR	CLUB	W-L	ERA	G	GS	CG	SHO	SV	IP	H	R	ER	HR	HB	BB	SO	WP	BK	AVG
2012	Yakima (A)	0-1	4.50	9	0	0	0	3	10.0	7	7	5	0	0	8	11	0	0	.189
	AZL Diamondbacks (R)	0-1	5.02	13	0	0	0	6	14.1	14	14	8	1	0	4	21	4	0	.241
2013	South Bend (A)	0-1	5.50	18	0	0	0	0	18.0	18	12	11	0	7	13	21	5	0	.265
	Hillsboro (A)	3-1	2.25	21	0	0	0	1	24.0	18	13	6	0	1	18	33	5	0	.200
2014	South Bend (A)	3-0	1.53	43	0	0	0	4	53.0	31	14	9	1	3	23	57	4	1	.168
2015	Mobile (AA)	2-4	5.79	44	0	0	0	0	42.0	42	33	27	3	4	34	38	0	1	.261
2016	Mobile (AA)	0-1	11.25	4	0	0	0	0	4.0	3	5	5	1	1	9	5	1	0	.214
	Visalia (A)	0-0	1.93	9	0	0	0	0	9.1	3	2	2	0	2	5	10	3	0	.107
Minor League Totals		8-9	3.76	161	0	0	0	14	174.2	136	100	73	6	18	114	196	22	2	.213

LOPEZ, DARI EMANUEL

RHP

HT: 6-3 WT: 170 B/T: R/R HOMETOWN: Santiago, DR
 BORN: May 10, 1996 in Santiago, DR
 HOW ACQUIRED: Signed as non-drafted free agent: January 29, 2015
 SIGNED BY: Emergildo Diaz (Padres)

YR	CLUB	W-L	ERA	G	GS	CG	SHO	SV	IP	H	R	ER	HR	HB	BB	SO	WP	BK	AVG
2015	DSL Padres (R)	0-0	2.97	12	5	0	0	0	33.1	32	16	11	1	2	6	38	3	0	.246
2016	Did Not Play																		
Minor League Totals		0-0	2.97	12	5	0	0	0	33.1	32	16	11	1	2	6	38	3	0	.246



SCOUTING & PLAYER DEVELOPMENT

LOPEZ, DIOMAR SAMUEL

RHP

HT: 6-0 **WT:** 165 **B/T:** R/R **HOMETOWN:** Leon, Nicaragua
BORN: December 15, 1996 in Larreynaga, Nicaragua
OPENING DAY AGE: 20
HOW ACQUIRED: Signed as non-drafted free agent: November 1, 2013
SIGNED BY: Felix Feliz, Robert Rowley and Elvin Jarquin (Padres)
CAREER NOTES: 2016: Named a Northwest League Mid-Season All-Star.

YR	CLUB	W-L	ERA	G	GS	CG	SHO	SV	IP	H	R	ER	HR	HB	BB	SO	WP	BK	AVG
2014	DSL Padres (R)	0-1	2.30	12	0	0	0	1	15.2	15	6	4	1	1	3	8	1	0	.246
2015	DSL Padres (R)	1-1	2.18	11	0	0	0	1	20.2	11	5	5	3	2	4	17	0	0	.157
2016	Tri-City (A)	4-1	2.98	20	0	0	0	2	42.1	39	19	14	2	1	10	38	4	1	.239
Minor League Totals		5-3	2.63	43	0	0	0	4	78.2	65	30	23	6	4	17	63	5	1	.221

LOPEZ, JUSTIN D.

INF

HT: 6-2 **WT:** 170 **B/T:** S/R **HOMETOWN:** Venezuela
BORN: May 9, 2000 in Venezuela
OPENING DAY AGE: 16
HOW ACQUIRED: Signed as an International free agent: July 2, 2016
SIGNED BY: Victor Magdaleno and Yfrain Linares (Padres)

LORENZINI, BRAXTON RYAN

RHP

HT: 6-4 **WT:** 172 **B/T:** R/R **HOMETOWN:** Centennial, CO
BORN: April 5, 1995 in Aurora, CO
OPENING DAY AGE: 21
HIGH SCHOOL: Eaglecrest (CO)
COLLEGE: West Hills Community College (CA)
HOW ACQUIRED: Signed as a 33rd-round selection in the 2015 First-Year Player Draft
SIGNED BY: Sam Ray (Padres)

YR	CLUB	W-L	ERA	G	GS	CG	SHO	SV	IP	H	R	ER	HR	HB	BB	SO	WP	BK	AVG
2015	AZL Padres (R)	0-1	5.21	12	0	0	0	1	19.0	22	11	11	0	1	13	15	3	0	.293
2016	Fort Wayne (A)	0-0	2.45	1	0	0	0	0	3.2	2	1	1	1	0	0	3	0	0	.154
	Tri-City (A)	3-5	6.15	13	5	0	0	0	45.1	47	38	31	2	1	22	43	6	1	.267
Minor League Totals		3-6	5.69	26	5	0	0	1	68.0	71	50	43	3	2	35	61	9	1	.269

LUCCHESI, JOSEPH GEORGE (JOEY)

LHP

HT: 6-5 **WT:** 204 **B/T:** L/L **HOMETOWN:** Newark, CA
BORN: June 6, 1993 in Newark, CA
OPENING DAY AGE: 23
HIGH SCHOOL: Newark Memorial High School (CA)
COLLEGE: Southeast Missouri State (MO)
HOW ACQUIRED: Signed as a fourth-round selection in the 2016 First-Year Player Draft
SIGNED BY: Troy Hoerner (Padres)
CAREER NOTES: 2016: *Baseball America* Short-Season All-Star for Tri-City...selected to the Northwest League Mid-Season All-Star Team for Tri-City. 2015: Named Ohio Valley Conference Pitcher of the Year while attending Southeast Missouri State.

YR	CLUB	W-L	ERA	G	GS	CG	SHO	SV	IP	H	R	ER	HR	HB	BB	SO	WP	BK	AVG
2016	Fort Wayne (A)	0-0	0.00	1	0	0	0	0	2.0	4	0	0	0	0	1	3	1	0	.444
	Tri-City (A)	0-2	1.35	14	10	0	0	1	40.0	27	7	6	0	0	2	53	5	1	.189
Minor League Totals		0-2	1.29	15	10	0	0	1	42.0	31	7	6	0	0	3	56	6	1	.204

MACHUCA, CRISTIAN FELIPE

LHP

HT: 6-1 **WT:** 165 **B/T:** L/L **HOMETOWN:** San Cristobal, DR
BORN: April 24, 1997 in San Cristobal, DR
OPENING DAY AGE: 19
HOW ACQUIRED: Signed as a non-drafted free agent: April 10, 2015
SIGNED BY: Martin Jose (Padres)

YR	CLUB	W-L	ERA	G	GS	CG	SHO	SV	IP	H	R	ER	HR	HB	BB	SO	WP	BK	AVG
2015	DSL Padres (R)	2-2	4.74	13	7	0	0	0	49.1	59	35	26	4	4	15	41	2	0	.295
2016	DSL Padres (R)	3-5	4.15	13	11	1	0	0	60.2	77	39	28	1	0	13	40	3	0	.313
Minor League Totals		5-7	4.42	26	18	1	0	0	110.0	136	74	54	5	4	28	81	5	0	.305

MAGDALENO, WESTHERS ELIGIO

INF

HT: 6-1 **WT:** 190 **B/T:** R/R **HOMETOWN:** Santo Domingo, DR
BORN: October 30, 1996 in Santo Domingo, DR
OPENING DAY AGE: 20
HOW ACQUIRED: Signed as non-drafted free agent: November 1, 2013
SIGNED BY: Randy Smith, Felix Feliz and Ysrael Rojas (Padres)

YR	CLUB	AVG	G	AB	R	H	2B	3B	HR	RBI	SH	SF	HP	BB	SO	SB	CS	OBP	SLG	E
2014	DSL Padres (R)	.182	62	231	28	42	5	2	0	17	1	1	11	32	85	6	4	.309	.221	26
2015	AZL Padres (R)	.216	26	88	8	19	2	0	0	9	1	0	3	8	30	2	2	.303	.239	17
2016	Lake Elsinore (A)	.056	5	18	1	1	0	0	0	0	0	0	1	0	6	0	0	.105	.056	0
	Tri-City (A)	.247	21	73	4	18	3	0	0	5	0	1	1	6	27	0	1	.309	.288	4
	AZL Padres (R)	.259	7	27	0	7	0	0	0	2	0	1	0	3	10	0	1	.323	.259	2
Minor League Totals		.199	121	437	41	87	10	2	0	33	2	3	16	49	158	8	8	.301	.231	49

MAGEE, JOSHUA NIJELE (JOSH)

OF

HT: 5-10 **WT:** 180 **B/T:** R/R **HOMETOWN:** Franklinton, LA
BORN: February 13, 1997 in Covington, LA
OPENING DAY AGE: 20
HIGH SCHOOL: Franklinton High School (LA)
HOW ACQUIRED: Signed as a fifth-round selection in the 2015 First-Year Player Draft
SIGNED BY: Stephen Baker (Padres)

YR	CLUB	AVG	G	AB	R	H	2B	3B	HR	RBI	SH	SF	HP	BB	SO	SB	CS	OBP	SLG	E
2015	AZL Padres (R)	.203	49	172	24	35	4	0	0	11	1	1	8	18	57	14	5	.307	.227	6
2016	Tri-City (A)	.187	47	166	20	31	2	1	0	10	2	1	5	18	56	4	3	.284	.211	3
	AZL Padres (R)	.263	5	19	3	5	0	1	0	2	0	0	1	2	7	2	2	.364	.368	0
Minor League Totals		.199	101	357	47	71	6	2	0	23	3	2	14	38	120	20	10	.299	.227	9

SCOUTING & PLAYER DEVELOPMENT

MARCANO, TUCUPITA J. INF

HT: 6-0 **WT:** 150 **B/T:** L/R **HOMETOWN:** Venezuela
BORN: September 16, 1999 in Venezuela **OPENING DAY AGE:** 17
HOW ACQUIRED: Signed as an International free agent: July 2, 2016
SIGNED BY: Antonio Alejos and Yfrain Linares (Padres)

MARTINEZ, ADRIAN MISAEEL RHP

HT: 6-2 **WT:** 195 **B/T:** R/R **HOMETOWN:** Mexicali, Mexico
BORN: December 10, 1996 in Mexicali, Mexico **OPENING DAY AGE:** 20
HOW ACQUIRED: Signed as a non-drafted free agent: March 6, 2015
SIGNED BY: Billy McLaughlin (Padres)

YR	CLUB	W-L	ERA	G	GS	CG	SHO	SV	IP	H	R	ER	HR	HB	BB	SO	WP	BK	AVG
2015	DSL Padres (R)	0-0	4.41	7	2	0	0	0	16.1	19	9	8	0	2	2	19	2	0	.279
2016									Did not Play - Injured										

MARTINEZ, ALBERTH ALEXANDER OF

HT: 6-1 **WT:** 170 **B/T:** R/R **HOMETOWN:** San Felix, Venezuela
BORN: January 23, 1991 in San Felix, Venezuela **OPENING DAY AGE:** 26
HOW ACQUIRED: Signed as a non-drafted free agent: November 26, 2009
SIGNED BY: Yfrain Linares, Felix Feliz and Antonio Alejos (Padres)
CAREER NOTES: 2011: Named the No. 11 prospect in the Arizona Summer League by *Baseball America* after the season.

YR	CLUB	AVG	G	AB	R	H	2B	3B	HR	RBI	SH	SF	HP	BB	SO	SB	CS	OBP	SLG	E
2010	DSL Padres (R)	.272	50	180	27	49	9	2	1	10	0	1	0	18	22	9	4	.337	.361	3
2011	AZL Padres (R)	.354	44	189	31	67	12	6	7	24	2	1	3	10	27	14	3	.394	.593	2
	Eugene (A)	.182	12	44	3	8	2	1	0	3	2	0	1	2	8	4	0	.234	.273	0
	Fort Wayne (A)	.000	4	13	0	0	0	0	0	0	0	0	1	1	6	0	1	.133	.000	0
	Tucson (AAA)	.118	4	17	0	2	0	0	0	0	0	0	0	0	7	0	0	.118	.118	0
2012	Eugene (A)	.254	66	232	37	59	11	1	0	20	3	0	1	23	38	9	4	.324	.310	1
	Fort Wayne (A)	.129	20	62	8	8	4	0	0	3	1	0	2	4	14	3	0	.206	.194	0
2013	Fort Wayne (A)	.277	97	358	63	99	24	9	10	58	9	1	8	39	68	10	4	.360	.478	6
2014	Lake Elsinore (A)	.268	132	526	76	141	28	2	12	68	2	11*	6	41	97	7	6	.322	.397	5
2015	San Antonio (AA)	.276	129	479	58	132	19	3	11	56	0	3	5	44	85	6	4	.341	.397	3
2016	San Antonio (A)	.156	11	32	3	5	2	0	0	4	0	2	0	1	6	0	0	.171	.219	1
	Minor League Totals	.267	569	2132	306	570	111	24	41	246	19	19	27	183	378	62	26	.330	.400	21

MATTISON, CHRIS C/INF

HT: 6-4 **WT:** 215 **B/T:** R/R **HOMETOWN:** Lancaster, PA
BORN: April 16, 1994 in Lancaster, PA **OPENING DAY AGE:** 22
HIGH SCHOOL: Lancaster Catholic High School (PA)
COLLEGE: Louisiana Tech
HOW ACQUIRED: Signed as a 16th-round selection in the 2016 First-Year Player Draft
SIGNED BY: Chris Kelly (Padres)

YR	CLUB	AVG	G	AB	R	H	2B	3B	HR	RBI	SH	SF	HP	BB	SO	SB	CS	OBP	SLG	E
2016	Tri-City (A)	.162	32	105	12	17	3	0	2	10	1	1	1	12	43	0	0	.252	.248	4
	AZL Padres (R)	.500	2	6	4	3	1	0	0	0	0	0	0	2	1	0	0	.625	.667	0
	Minor League Totals	.270	34	111	16	20	4	0	2	10	1	1	1	14	44	0	0	.276	.270	4

MAZZONI, CORY M RHP

HT: 6-1 **WT:** 210 **B/T:** R/R **HOMETOWN:** Evans City, PA
BORN: October 19, 1989 in Evans City, PA **OPENING DAY AGE:** 27
HIGH SCHOOL: Seneca Valley High School (PA)
COLLEGE: North Carolina State University
HOW ACQUIRED: From NYM along with PTBNL (LHP Brad Wieck) in exchange for LHP Alex Torres: March 30, 2015
SIGNED BY: Marlin McPhail (Mets)
CAREER NOTES: 2015: Made his Major League debut for the Padres in 2015, pitching in a total of eight games.

YR	CLUB	W-L	ERA	G	GS	CG	SHO	SV	IP	H	R	ER	HR	HB	BB	SO	WP	BK	AVG
2011	Brooklyn (A)	1-0	0.00	6	1	0	0	0	6.0	5	0	0	0	2	2	10	0	0	.238
	St. Lucie (A)	1-1	2.57	6	0	0	0	0	7.0	7	4	2	1	0	1	8	1	0	.250
2012	St. Lucie (A)	5-1	3.25	12	12	0	0	0	63.2	64	28	23	3	1	16	48	4	2	.264
	Binghamton (AA)	5-5	4.46	14	14	2	1	0	80.2	90	45	40	9	2	20	56	4	2	.281
2013	Binghamton (AA)	5-3	4.36	13	12	0	0	0	66.0	70	43	32	4	2	19	74	2	1	.275
2014	GCL Mets (R)	0-1	4.50	1	1	0	0	0	4.0	5	2	2	0	0	1	7	1	0	.294
	St. Lucie (A)	0-0	5.00	2	2	0	0	0	9.0	11	5	5	0	0	3	9	1	0	.297
	Binghamton (AA)	2-0	4.50	2	2	0	0	0	12.0	10	6	6	0	0	4	10	0	0	.217
	Las Vegas (AAA)	5-1	4.67	9	9	0	0	0	52.0	54	29	27	6	3	12	49	0	0	.269
2015	El Paso (AAA)	1-3	3.97	26	0	0	0	5	34.0	25	17	15	0	0	12	46	1	1	.197
	SAN DIEGO	0-0	20.77	8	0	0	0	0	8.2	23	22	20	2	0	5	8	0	0	.489
2016	El Paso (AAA)	0-0	0.00	2	0	0	0	1	1.1	1	1	0	0	0	1	0	0	0	.200
	Minor League Totals	0-0	20.77	8	0	0	0	0	8.2	23	22	20	2	0	5	8	0	0	.489
	Minor League Totals	25-15	4.08	93	53	2	1	6	335.2	342	180	152	23	10	91	317	14	6	.263

MCDADA, JAMES ALBERT (JIM) RHP

HT: 6-4 **WT:** 190 **B/T:** L/R **HOMETOWN:** Langhorne, PA
BORN: December 1, 1992 in Langhorne, PA **OPENING DAY AGE:** 24
HIGH SCHOOL: Holy Ghost Preparatory School (PA)
COLLEGE: Millersville University of Pennsylvania (PA)
HOW ACQUIRED: Signed as a nondrafted free agent: July 15, 2016
SIGNED BY: Dustin Johnson (Padres)

YR	CLUB	W-L	ERA	G	GS	CG	SHO	SV	IP	H	R	ER	HR	HB	BB	SO	WP	BK	AVG
2016	AZL Padres (R)	5-1	1.59	18	0	0	0	2	34.0	25	9	6	0	0	6	27	3	0	.205



SCOUTING & PLAYER DEVELOPMENT

MCELROY, CASEY ROBERT

INF

HT: 5-8 **WT:** 180 **B/T:** L/R **HOMETOWN:** Orlando, FL
BORN: December 28, 1989 in Bakersfield, CA **OPENING DAY AGE:** 27
HIGH SCHOOL: Boone High School (FL) **COLLEGE:** Auburn (AL)
HOW ACQUIRED: Signed as an 11th-round selection in the 2011 First-Year Player Draft
SIGNED BY: David Francia (Padres)
CAREER NOTES: 2016: Named a Pacific Coast League Mid-Season All-Star...Earned Pacific Coast League Player of the Week honors for the week ending in May 8, 2014: Named a Texas League Mid-Season All-Star...Misc: Was a First Team All-SEC selection in 2011, his last season at Auburn, leading the conference in hits (87).

YR	CLUB	AVG	G	AB	R	H	2B	3B	HR	RBI	SH	SF	HP	BB	SO	SB	CS	OBP	SLG	E
2011	AZL Padres (R)	.263	5	19	0	5	2	0	0	3	1	0	0	1	9	0	1	.300	.368	0
	Eugene (A)	.301	19	73	11	22	6	0	2	11	0	1	0	10	13	0	2	.381	.466	2
2012	Fort Wayne (A)	.237	59	228	19	54	13	2	5	30	2	4	4	20	42	1	0	.305	.377	9
	Lake Elsinore (A)	.327	58	226	44	74	13	1	5	36	2	1	2	27	32	1	1	.402	.460	10
2013																				
2014	Lake Elsinore (A)	.211	15	57	8	12	2	0	2	6	1	0	0	6	17	0	0	.286	.351	1
	San Antonio (AA)	.248	96	347	56	86	12	1	9	45	2	3	12	47	50	1	3	.355	.366	4
2015	San Antonio (AA)	.254	61	228	25	58	9	1	3	32	1	1	5	25	41	0	2	.340	.342	5
	El Paso (AAA)	.275	72	247	47	68	13	4	3	32	2	0	5	19	46	2	2	.339	.397	8
2016	El Paso (AAA)	.284	69	222	30	63	17	2	1	28	2	3	1	21	35	0	0	.344	.392	5
	Minor League Totals	.268	454	1647	240	442	87	11	30	223	13	13	29	176	285	5	11	.347	.389	44

MCMUTT, KENNETH TREY (TREY)

RHP

HT: 6-4 **WT:** 220 **B/T:** R/R **HOMETOWN:** Haleyville, AL
BORN: August 2, 1989 in Birmingham, AL **OPENING DAY AGE:** 27
HIGH SCHOOL: Haleyville High School (AL) **COLLEGE:** Shelton State Community College (AL)
HOW ACQUIRED: Signed as a minor league free agent: February 2, 2016
SIGNED BY: Jim Crawford and Al Geddes (Cubs)
CAREER NOTES: 2011: Selected to play in the Rising Stars game of the Arizona Fall League. Named a Southern League Mid-Season All-Star. 2010: Named a Midwest League Mid-Season All-Star.

YR	CLUB	W-L	ERA	G	GS	CG	SHO	SV	IP	H	R	ER	HR	HB	BB	SO	WP	BK	AVG
2009	AZL Cubs (R)	0-1	0.00	6	4	0	0	0	7.1	5	5	0	0	0	3	7	1	1	.167
	Boise (A)	3-0	1.33	7	2	0	0	0	20.1	9	7	3	1	3	12	21	4	0	.132
2010	Peoria (A)	6-0	1.51	13	13	0	0	0	59.2	43	14	10	0	2	24	70	3	1	.202
	Daytona (A)	4-0	2.63	9	9	0	0	0	41.0	29	16	12	3	2	9	49	3	1	.191
	Tennessee (AA)	0-1	5.74	3	3	0	0	0	15.2	21	12	10	2	0	4	13	1	0	.333
2011	Tennessee (AA)	5-6	4.55	23	22	0	0	0	95.0	120	50	48	5	5	39	65	9	0	.319
2012	Tennessee (AA)	9-8	4.26	34	17	0	0	0	95.0	93	58	45	12	7	45	66	6	2	.251
2013	Tennessee (AA)	2-5	4.60	27	0	0	0	2	31.1	28	17	16	3	1	14	23	3	0	.250
	AZL Cubs (R)	0-0	0.00	2	2	0	0	0	2.0	3	0	0	0	0	0	3	0	0	.333
2014																			
2015	AZL Cubs (R)	2-0	6.75	8	1	0	0	0	8.0	9	6	6	1	4	3	4	0	0	.290
2016	San Antonio (AA)	1-0	0.00	11	0	0	0	0	17.1	8	1	0	0	1	1	26	1	0	.138
	AZL Padres (R)	0-0	0.00	2	0	0	0	0	1.1	1	2	0	0	0	1	0	1	0	.167
	Minor League Totals	31-21	3.55	140	73	0	0	2	382.2	363	188	151	27	24	155	328	31	5	.250

MEDINA, DIEGO ANTONIO

LHP

HT: 6-1 **WT:** 170 **B/T:** L/L **HOMETOWN:** Venezuela
BORN: June 9, 1999 in Venezuela **OPENING DAY AGE:** 17
HOW ACQUIRED: Signed as an International free agent.
SIGNED BY: Antonio Alejos (Padres)

MEGILL, TREVOR J.

RHP

HT: 6-8 **WT:** 235 **B/T:** L/R **HOMETOWN:** Huntington Beach, CA
BORN: December 5, 1993 in Long Beach, CA **OPENING DAY AGE:** 23
HIGH SCHOOL: Bixby Charter School (CA) **COLLEGE:** Loyola Marymount (CA)
HOW ACQUIRED: Signed as a seventh-round selection in the 2015 First-Year Player Draft
SIGNED BY: Brent Mayne (Padres)

YR	CLUB	W-L	ERA	G	GS	CG	SHO	SV	IP	H	R	ER	HR	HB	BB	SO	WP	BK	AVG
2015	AZL Padres (R)	0-0	3.97	7	0	0	0	0	11.1	13	6	5	1	0	3	16	2	0	.289
	Tri-City (A)	2-0	2.70	10	0	0	0	1	20.0	14	6	6	4	0	8	27	4	0	.187
2016																			
	Minor League Totals	2-0	3.16	17	0	0	0	1	31.1	27	12	11	5	0	11	43	6	0	.225

MELEAN, KELVIN OSWALDO

INF

HT: 6-0 **WT:** 165 **B/T:** R/R **HOMETOWN:** Guatire, Venezuela
BORN: September 5, 1998 in Guatire, Venezuela **OPENING DAY AGE:** 18
HOW ACQUIRED: Signed as a non-drafted free agent: July 2, 2015
SIGNED BY: Luis Prieto (Padres)

YR	CLUB	AVG	G	AB	R	H	2B	3B	HR	RBI	SH	SF	HP	BB	SO	SB	CS	OBP	SLG	E
2016	DSL Padres (R)	.291	49	172	30	50	8	3	0	24	1	2	6	27	28	9	6	.401	.372	12

SCOUTING & PLAYER DEVELOPMENT

MENDOZA, FRANCISCO RHP

HT: 6-0 WT: 205 B/T: R/R HOMETOWN: Sabana de la Mar, DR
 BORN: December 7, 1987 in Sabana de la Mar, DR
 HOW ACQUIRED: Signed as a minor league free agent: January 11, 2017
 OPENING DAY AGE: 29

YR	CLUB	W-L	ERA	G	GS	CG	SHO	SV	IP	H	R	ER	HR	HB	BB	SO	WP	BK	AVG
2008	DSL Rangers1 (R)	2-0	1.71	8	0	0	0	1	21.0	15	8	4	1	1	10	24	0	1	.188
2009	DSL Rangers1 (R)	0-1	2.45	3	0	0	0	1	7.1	9	4	2	1	0	1	6	0	0	.300
	DSL Rangers2 (R)	2-0	1.20	20	0	0	0	7	30.0	21	8	4	0	1	5	32	0	0	.189
2010	Spokane (A)	2-1	4.18	19	0	0	0	0	28.0	34	16	13	1	1	17	35	5	0	.296
2011	Hickory (A)	0-0	2.78	19	0	0	0	9	22.2	17	7	7	1	0	5	33	5	0	.210
	Spokane (A)	2-1	6.00	8	0	0	0	1	15.0	17	10	10	2	0	7	17	4	0	.298
2012	Myrtle Beach (A)	3-4	4.88	34	0	0	0	0	48.0	51	26	26	4	1	28	34	5	0	.274
2013	Frisco (AA)	0-1	1.50	9	0	0	0	0	12.0	8	3	2	2	0	8	10	0	0	.195
	Myrtle Beach (A)	3-2	3.55	27	0	0	0	7	38.0	39	22	15	1	2	21	46	3	0	.277
2014	Frisco (AA)	4-1	2.63	45	0	0	0	8	65.0	50	24	19	6	5	30	66	5	0	.215
2015	Round Rock (AAA)	1-0	2.68	32	3	0	0	0	53.2	48	16	16	0	2	27	40	2	1	.253
	Frisco (AA)	1-0	0.00	12	0	0	0	6	13.0	13	0	0	0	1	4	14	0	0	.260
2016	Round Rock (AAA)	2-3	6.20	42	0	0	0	7	53.2	60	38	37	4	6	18	47	1	0	.296
Minor League Totals		22-14	3.42	278	3	0	0	47	407.1	382	182	155	23	20	181	.404	30	2	.252

MILIANO, MICHELL A. RHP

HT: 6-3 WT: 186 B/T: R/R HOMETOWN: Santo Domingo, DR
 BORN: December 22, 1999 in Santo Domingo, DR
 HOW ACQUIRED: Signed as an International free agent: July 2, 2016
 OPENING DAY AGE: 17
 SIGNED BY: Felix Feliz, Ysrael Rojas, Alvin Duran and Jhonathan Feliz (Padres)
 CAREER NOTES: 2016: Rated by *Baseball America* as the No. 48 prospect in the International free agent.

MILLER, EVAN RHP

HT: 6-2 WT: 185 B/T: R/R HOMETOWN: LaPorte, IN
 BORN: May 23, 1995 in LaPorte, IN
 HIGH SCHOOL: LaPorte High School (IN)
 COLLEGE: Indiana-Purdue Fort Wayne (IN)
 HOW ACQUIRED: Signed as a 22nd-round selection in the 2016 First-Year Player Draft
 SIGNED BY: Matt Maloney (Padres)

YR	CLUB	W-L	ERA	G	GS	CG	SHO	SV	IP	H	R	ER	HR	HB	BB	SO	WP	BK	AVG
2016	Fort Wayne (A)	0-0	1.93	4	0	0	0	0	4.2	4	1	1	0	0	2	4	0	0	.250
	Tri-City (A)	1-3	2.08	15	0	0	0	2	26.0	16	9	6	1	0	15	25	3	0	.163
Minor League Totals		1-3	2.05	19	0	0	0	2	30.2	20	10	7	1	0	17	29	3	0	.175

MILLER, RYAN SCOTT C

HT: 6-2 WT: 200 B/T: R/R HOMETOWN: Hemet, CA
 BORN: November 17, 1992 in Hemet, CA
 HIGH SCHOOL: Hemet Tahquitz High School (CA)
 COLLEGE: San Bernardino Valley (CA)
 HOW ACQUIRED: Signed as a 14th-round selection in the 2013 First-Year Player Draft
 SIGNED BY: Brent Mayne (Padres)

YR	CLUB	AVG	G	AB	R	H	2B	3B	HR	RBI	SH	SF	HP	BB	SO	SB	CS	OBP	SLG	E
2013	Eugene (A)	.245	43	139	12	34	6	1	0	9	0	1	2	13	31	3	1	.316	.302	0
	Fort Wayne (A)	.167	3	6	1	1	0	0	0	1	0	0	0	1	0	0	0	.167	.167	0
2014	Fort Wayne (A)	.243	87	305	38	74	14	0	12	37	2	2	9	19	69	1	1	.304	.407	9
2015	Lake Elsinore (A)	.261	69	287	32	75	20	4	3	27	0	0	2	8	58	2	1	.286	.390	5
	San Antonio (AA)	.231	4	13	2	3	0	0	0	1	1	0	0	0	2	0	0	.231	.231	0
2016	San Antonio (AA)	.232	58	198	27	46	13	2	7	32	1	0	2	12	60	3	0	.283	.424	6
Minor League Totals		.246	264	948	112	233	53	7	22	107	4	3	15	52	221	9	3	.295	.386	20

MOLINA, MIGUEL A C

HT: 6-1 WT: 195 B/T: R/R HOMETOWN: Venezuela
 BORN: January 6, 1997 in Venezuela
 HOW ACQUIRED: Signed as an International free agent: July 2, 2016
 SIGNED BY: Luis Prieto (Padres)
 OPENING DAY AGE: 20

MONROE, NICHOLAS JAMES (NICK) RHP

HT: 6-4 WT: 235 B/T: R/R HOMETOWN: Mebane, NC
 BORN: March 6, 1994 in Greenville, SC
 HIGH SCHOOL: Eastern Alamance (NC)
 COLLEGE: UNC Wilmington (NC)
 HOW ACQUIRED: Signed as a 21st-round selection in the 2015 First-Year Player Draft
 SIGNED BY: Tyler Stubblefield (Padres)
 OPENING DAY AGE: 23

YR	CLUB	W-L	ERA	G	GS	CG	SHO	SV	IP	H	R	ER	HR	HB	BB	SO	WP	BK	AVG
2015	AZL Padres (R)	1-0	0.00	8	0	0	0	1	11.1	6	2	0	0	0	1	18	0	0	.146
	Fort Wayne (A)	1-0	2.33	11	0	0	0	0	19.1	18	8	5	1	0	5	16	2	0	.240
2016	Fort Wayne (A)	3-2	6.54	24	0	0	0	1	42.2	59	32	31	2	2	20	50	4	1	.330
	Tri-City (A)	0-1	12.10	8	0	0	0	0	9.2	17	13	13	0	1	10	11	1	0	.405
Minor League Totals		5-3	5.31	51	0	0	0	2	83.0	100	55	49	3	3	36	95	7	1	.297



SCOUTING & PLAYER DEVELOPMENT

MOORE, WILLIAM TYLER (TYLER) UTIL

HT: 5-8 WT: 165 B/T: R/R HOMETOWN: Evans, GA
 BORN: May 28, 1993 in Evans, GA OPENING DAY AGE: 23
 HIGH SCHOOL: Evans High School (GA) COLLEGE: USC Aiken (SC)
 HOW ACQUIRED: Signed as a 29th-round selection in the 2015 First-Year Player Draft
 SIGNED BY: Tyler Stubblefield (Padres)

YR	CLUB	AVG	G	AB	R	H	2B	3B	HR	RBI	SH	SF	HP	BB	SO	SB	CS	OBP	SLG	E
2015	AZL Padres (R)	.216	43	167	13	36	4	2	0	11	0	2	3	14	35	15	7	.285	.263	10
2016	Fort Wayne (A)	.240	63	221	24	53	8	1	1	13	5	1	3	19	52	4	3	.307	.299	5
	Tri-City (A)	.237	11	38	3	9	0	0	0	1	0	0	1	8	13	0	2	.383	.237	0
Minor League Totals		.230	117	426	40	98	12	3	1	25	5	3	7	41	100	19	12	.306	.279	15

MORALES, GABRIEL JOSE LHP

HT: 6-3 WT: 175 B/T: L/L HOMETOWN: Maracaibo, Venezuela
 BORN: April 14, 1993 in Maracaibo, Venezuela OPENING DAY AGE: 17
 HOW ACQUIRED: Signed as an International free agent: September 16, 2016
 SIGNED BY: Victor Magdaleno (Padres)

MOREJON, ADRIAN LHP

HT: 6-0 WT: 165 B/T: L/L HOMETOWN: Havana, Cuba
 BORN: February 27, 1999 in Havana, Cuba OPENING DAY AGE: 18
 HOW ACQUIRED: Signed as an international free agent: July 7, 2016
 SIGNED BY: David Post, Trevor Schumm and Felix Feliz (Padres)

MORENO, EDWIN OF

HT: 6-1 WT: 190 B/T: L/L HOMETOWN: Santo Domingo, DR
 BORN: October 27, 1993 in Sabana Perdida, DR OPENING DAY AGE: 23
 HOW ACQUIRED: Signed as a non-drafted free agent: October 28, 2010
 SIGNED BY: Randy Smith, Felix Feliz and Ysrael Rojas (Padres)

YR	CLUB	AVG	G	AB	R	H	2B	3B	HR	RBI	SH	SF	HP	BB	SO	SB	CS	OBP	SLG	E
2011	DSL Padres (R)	.244	49	176	28	43	5	2	7	27	0	2	1	14	28	4	3	.301	.415	5
2012	AZL Padres (R)	.298	42	178	35	53	15	4	2	36	0	3	0	7	31	4	0	.319	.461	6
	Eugene (A)	.067	6	15	1	1	0	0	1	2	1	0	0	2	4	0	0	.176	.267	1
2013	Tucson (AAA)	.500	2	2	0	1	0	0	0	1	0	0	0	0	0	0	0	.500	.500	0
	Eugene (A)	.182	39	132	10	24	9	0	0	9	1	2	0	4	39	1	1	.203	.250	1
2014	Eugene (A)	.242	26	95	8	23	7	0	1	5	0	1	0	3	22	3	2	.263	.347	2
	Lake Elsinore (A)	.200	3	5	0	1	0	0	0	1	0	0	0	0	2	0	0	.200	.200	0
	Fort Wayne (A)	.143	8	28	1	4	1	0	0	1	0	0	0	0	10	0	0	.143	.179	0
2015	Fort Wayne (A)	.308	89	302	41	93	15	8	4	31	5	0	2	14	68	13	10	.343	.450	7
2016	Lake Elsinore (A)	.267	109	405	54	108	18	11	14	63	4	3	1	15	126	4	4	.292	.469	4
Minor League Totals		.262	373	1338	178	351	70	25	29	176	11	11	4	59	330	29	20	.293	.417	26

MUNOZ, ANDRES CLEMENTE RHP

HT: 6-2 WT: 165 B/T: R/R HOMETOWN: Los Mochis, Mexico
 BORN: January 16, 1999 in Los Mochis, Mexico OPENING DAY AGE: 18
 HOW ACQUIRED: Signed as a non-drafted free agent: July 7, 2015
 SIGNED BY: Trevor Schumm (Padres)

YR	CLUB	W-L	ERA	G	GS	CG	SHO	SV	IP	H	R	ER	HR	HB	BB	SO	WP	BK	AVG
2016	AZL Padres (R)	1-1	5.49	16	1	0	0	0	19.2	16	16	12	1	0	16	26	11	0	.213

NAYLOR, JOSHUA-DOUGLAS JAMES (JOSH) INF

HT: 6-0 WT: 225 B/T: L/L HOMETOWN: Mississauga, Ontario, Canada
 BORN: June 22, 1997 in Mississauga, Ontario, Canada OPENING DAY AGE: 19
 HIGH SCHOOL: St. Joan of Arc Catholic SS (ON)
 HOW ACQUIRED: From MIA with RHP Jarred Cosart, RHP Carter Capps and RHP Luis Castillo in exchange for RHP Andrew Cashner, RHP Colin Rea, RHP Tayron Guerrero and cash: July 29, 2016
 SIGNED BY: Steve Payne (Marlins)
 CAREER NOTES: 2016: Named a Mid-Season South Atlantic League All-Star...selected to the SiriusXM All-Star Futures Game Roster for Greensboro. 2015: Originally signed by the Miami Marlins as a first-round selection (12th overall) in the 2015 First-Year Player Draft.

YR	CLUB	AVG	G	AB	R	H	2B	3B	HR	RBI	SH	SF	HP	BB	SO	SB	CS	OBP	SLG	E
2015	GCL Marlins (R)	.327	25	98	8	32	4	1	1	16	0	2	1	4	11	1	0	.352	.418	1
2016	Greensboro (A)	.269	89	342	42	92	24	2	9	54	1	2	3	22	62	10	3	.317	.430	11
	Lake Elsinore (A)	.252	33	139	17	35	5	0	3	21	0	2	0	3	22	1	1	.264	.353	8
Minor League Totals		.275	147	579	67	159	33	3	13	91	1	6	4	29	95	12	4	.311	.409	20

NIN, LUIS A. RHP

HT: N/A WT: N/A B/T: N/A HOMETOWN: Dominican Republic
 BORN: November 30, 1996 in Dominican Republic OPENING DAY AGE: 20
 HOW ACQUIRED: Signed as an International free agent: July 2, 2016
 SIGNED BY: Alvin Duran (Padres)

SCOUTING & PLAYER DEVELOPMENT

NIX, JACOB JAMES

RHP

HT: 6-4 **WT:** 220 **B/T:** R/R **HOMETOWN:** Los Alamitos, CA
BORN: January 9, 1996 in Fullerton, CA **OPENING DAY AGE:** 21
HIGH SCHOOL: Los Alamitos (CA) **COLLEGE:** IMG Academy (FL)
HOW ACQUIRED: Signed as a third-round selection in the 2015 First-Year Player Draft
SIGNED BY: Chris Kelly (Padres)
CAREER NOTES: 2016: Named a Midwest League Mid-Season All-Star. 2014: Selected by the Houston Astros in the fifth round of the 2014 First-Year Player draft but did not sign.

YR	CLUB	W-L	ERA	G	GS	CG	SHO	SV	IP	H	R	ER	HR	HB	BB	SO	WP	BK	AVG
2015	AZL Padres (R)	0-2	5.49	7	3	0	0	0	19.2	23	16	12	1	2	7	19	6	0	.284
2016	Fort Wayne (A)	3-7	3.93	25	25	0	0	0	105.1	115	54	46	5	2	20	90	4	4	.280
Minor League Totals		3-9	4.18	32	28	0	0	0	125.0	138	70	58	6	4	27	109	10	4	.280

O'GRADY, DENNIS PATRICK

RHP

HT: 5-9 **WT:** 205 **B/T:** R/R **HOMETOWN:** Queens, NY
BORN: May 17, 1989 in Floral Park, NY **OPENING DAY AGE:** 27
HIGH SCHOOL: Archbishop Molloy High School (NY) **COLLEGE:** Duke University (NC)
HOW ACQUIRED: Signed as a 34th-round selection in the 2011 First-Year Player Draft
SIGNED BY: Adam Bourassa (Padres)

YR	CLUB	W-L	ERA	G	GS	CG	SHO	SV	IP	H	R	ER	HR	HB	BB	SO	WP	BK	AVG
2011	AZL Padres (R)	0-0	6.43	2	1	0	0	0	7.0	10	5	5	1	1	0	4	0	0	.323
	Fort Wayne (A)	4-2	4.53	10	10	0	0	0	51.2	55	30	26	2	0	22	43	8	0	.267
2012	Fort Wayne (A)	4-1	4.73	24	0	0	0	0	51.1	54	32	27	4	1	23	49	5	1	.277
	Lake Elsinore (A)	3-1	3.38	19	0	0	0	0	26.2	23	14	10	2	2	13	31	2	0	.232
2013	Lake Elsinore (A)	3-7	3.86	54	0	0	0	10	70.0	70	35	30	4	2	29	69	10	1	.258
2014	San Antonio (AA)	0-0	3.86	14	0	0	0	1	16.1	19	7	7	1	0	7	21	2	0	.292
	El Paso (AAA)	7-1	4.42	43	0	0	0	0	53.0	61	31	26	6	3	24	37	6	0	.298
2015	San Antonio (AA)	3-5	5.42	33	13	0	0	0	91.1	110	66	55	9	1	42	70	3	0	.298
	El Paso (AAA)	1-0	9.00	1	1	0	0	0	5.0	5	5	5	2	0	3	2	0	0	.263
2016	Did Not Play - Injured																		
Minor League Totals		25-17	4.62	200	25	0	0	11	372.1	407	225	191	31	10	163	326	36	2	.279

OCHOA, DUILIO RENAN

RHP

HT: 6-0 **WT:** 180 **B/T:** R/R **HOMETOWN:** Culiacan, Sinaloa, Mexico
BORN: August 2, 1998 in Culiacan, Sinaloa, Mexico **OPENING DAY AGE:** 18
HOW ACQUIRED: Signed as an International free agent: October 4, 2016
SIGNED BY: Bill McLaughlin (Padres)

OLMO, DAYON LEANDRO

OF

HT: 5-11 **WT:** 165 **B/T:** S/R **HOMETOWN:** Boca Chica, DR
BORN: November 15, 1996 in Boca Chica, DR **OPENING DAY AGE:** 20
HOW ACQUIRED: Signed as a non-drafted free agent: November 1, 2013
SIGNED BY: Randy Smith, Felix Feliz and Jose Salado (Padres)

YR	CLUB	AVG	G	AB	R	H	2B	3B	HR	RBI	SH	SF	HP	BB	SO	SB	CS	OBP	SLG	E
2014	DSL Padres (R)	.162	48	167	11	27	1	4	0	14	1	2	3	17	51	6	4	.249	.216	4
2015	DSL Padres (R)	.245	38	147	36	36	5	3	1	16	2	0	4	27	37	18	6	.376	.340	7
2016	AZL Padres (R)	.288	34	132	29	38	8	3	4	18	0	0	2	7	36	4	2	.333	.485	4
Minor League Totals		.226	120	446	76	101	14	10	5	48	3	2	9	51	124	28	12	.317	.336	15

ONA, JORGE L.

OF

HT: 6-0 **WT:** 220 **B/T:** R/R **HOMETOWN:** La Habana, Cuba
BORN: December 31, 1996 in La Habana, Cuba **OPENING DAY AGE:** 20
HOW ACQUIRED: Signed as an International free agent: July 20, 2016
SIGNED BY: Felix Feliz, Trevor Schumm and Alvin Duran (Padres)
CAREER NOTES: 2016: Ranked as the No. 8 International prospect by MLB.com at the time of his signing...tabbed as the fourth-best Cuban player available in his class by *Baseball America*...following the season, ranked as the No. 13 prospect in the Padres organization.

ORNELAS, TIRSO A.

OF

HT: 6-3 **WT:** 200 **B/T:** L/R **HOMETOWN:** Tijuana, Mexico
BORN: March 11, 2000 in Tijuana, Mexico **OPENING DAY AGE:** 17
HOW ACQUIRED: Signed as an International free agent: July 2, 2016
SIGNED BY: Bill McLaughlin, Trevor Schumm and Felix Feliz (Padres)
CAREER NOTES: 2016: Ranked as the No. 28 International prospect by MLB.com in his class as the No. 34 International prospect by *Baseball America* at the time of his signing.

ORTEGA, ARIEL ANTONIO

INF

HT: 5-10 **WT:** 150 **B/T:** R/R **HOMETOWN:** Cheop, Panama
BORN: June 20, 1997 in Panama City, Panama **OPENING DAY AGE:** 19
HOW ACQUIRED: Signed as a non-drafted free agent: January 23, 2015
SIGNED BY: Rick Montenegro (Padres)

YR	CLUB	AVG	G	AB	R	H	2B	3B	HR	RBI	SH	SF	HP	BB	SO	SB	CS	OBP	SLG	E
2015	DSL Padres (R)	.304	29	102	22	31	2	1	1	8	6	0	4	8	16	4	4	.377	.373	4
2016	AZL Padres (R)	.231	29	91	10	21	4	0	0	8	0	0	1	8	34	2	1	.300	.275	7
Minor League Totals		.269	58	193	32	52	6	1	1	16	6	0	5	16	50	6	5	.341	.326	11



SCOUTING & PLAYER DEVELOPMENT

OVERSTREET, WILLIAM KYLE (KYLE)

C

HT: 5-11 WT: 205 B/T: R/R

HOMETOWN: Boaz, AL

BORN: September 4, 1993 in Birmingham, AL

OPENING DAY AGE: 23

HIGH SCHOOL: Boaz High School (AL)

COLLEGE: Alabama

HOW ACQUIRED: Signed as a 14th-round selection in the 2015 First-Year Player Draft

SIGNED BY: Steve Moritz (Padres)

YR	CLUB	AVG	G	AB	R	H	2B	3B	HR	RBI	SH	SF	HP	BB	SO	SB	CS	OBP	SLG	E
2015	AZL Padres (R)	.202	35	119	15	24	3	1	1	9	1	2	1	18	27	0	2	.307	.269	3
2016	Fort Wayne (A)	.267	11	30	3	8	2	0	0	2	0	0	0	5	5	0	0	.371	.333	3
	Tri-City (A)	.253	64	241	25	61	7	1	0	28	1	5	1	21	40	1	0	.310	.290	6
Minor League Totals		.238	110	390	43	93	12	2	1	39	2	7	2	44	72	1	2	.314	.287	10

PADDACK, CHRISTOPHER JOSEPH (CHRIS)

RHP

HT: 6-4 WT: 195 B/T: R/R

HOMETOWN: Austin, TX

BORN: January 8, 1996 in Austin, TX

OPENING DAY AGE: 21

HIGH SCHOOL: Cedar Park High School (TX)

HOW ACQUIRED: From MIA in exchange for RHP Fernando Rodney: June 30, 2016

SIGNED BY: Ryan Wardinsky (Marlins)

CAREER NOTES: 2016: Named South Atlantic League Player of the Month for Greensboro by MiLB.com...earned South Atlantic League Player of the Week honors for the week ending in June 26. 2015: Originally signed by the Miami Marlins as an eighth-round selection in the First-Year Player Draft out of Cedar Park High School.

YR	CLUB	W-L	ERA	G	GS	CG	SHO	SV	IP	H	R	ER	HR	HB	BB	SO	WP	BK	AVG
2015	GCL Marlins (R)	4-3	2.18	11	7	0	0	0	45.1	37	14	11	1	1	7	39	3	0	.219
2016	Greensboro (A)	2-0	0.95	6	6	0	0	0	28.1	9	3	3	2	3	2	48	0	0	.098
	Fort Wayne (A)	0-0	0.64	3	3	0	0	0	14.0	11	1	1	0	0	3	23	0	0	.212
Minor League Totals		6-3	1.54	20	16	0	0	0	87.2	57	18	15	3	4	12	110	3	0	.182

PALOMINO, MITCHEL D.

INF

HT: 6-0 WT: 175 B/T: S/R

HOMETOWN: Colombia

BORN: January 8, 1999 in Colombia

OPENING DAY AGE: 17

HOW ACQUIRED: Signed as an International free agent: July 2, 2016

SIGNED BY: Andres Cabadias (Padres)

PATINO, LUIS F.

RHP

HT: 6-0 WT: 170 B/T: R/R

HOMETOWN: Colombia

BORN: October 26, 1999 in Colombia

OPENING DAY AGE: 17

HOW ACQUIRED: Signed as an International free agent: July 2, 2016

SIGNED BY: Andres Cabadias (Padres)

PAULLUS, ROBERT BENSON (BEN)

RHP

HT: 6-1 WT: 190 B/T: R/R

HOMETOWN: Olive Branch, MS

BORN: August 31, 1989 in Olive Branch, MS

OPENING DAY AGE: 27

HIGH SCHOOL: DeSoto Central High School (MS)

COLLEGE: Memphis (TN)

HOW ACQUIRED: From the New York Yankees in exchange for INF Dean Anna: November 20, 2013

SIGNED BY: (Yankees)

CAREER NOTES: 2011: Originally signed by the New York Yankees as a 19th-round selection in the 2011 First-Year Player Draft

YR	CLUB	W-L	ERA	G	GS	CG	SHO	SV	IP	H	R	ER	HR	HB	BB	SO	WP	BK	AVG
2011	Staten Island (A)	1-2	3.86	20	0	0	0	2	30.1	21	15	13	3	2	12	41	1	1	.186
2012	Charleston (A)	3-2	6.65	29	0	0	0	3	47.1	53	35	35	3	5	24	38	9	0	.288
2013	Charleston (A)	6-3	2.54	32	0	0	0	9	60.1	46	20	17	2	6	26	60	9	0	.208
	Tampa (A)	0-0	5.56	6	0	0	0	0	11.1	15	7	7	0	1	2	6	2	0	.300
2014	Lake Elsinore (A)	1-0	4.65	23	0	0	0	1	31.0	45	23	16	4	0	9	28	6	0	.331
2015									Did not play - Injured										
2016	San Antonio (AA)	0-0	0.00	1	0	0	0	0	1.0	0	0	0	0	0	0	0	0	0	.000
	Lake Elsinore (A)	3-1	4.86	32	0	0	0	1	50.0	59	30	27	8	1	18	39	5	0	.299
Minor League Totals		14-8	4.47	143	0	0	0	16	231.1	239	130	115	20	15	91	212	32	1	.264

PENA, JHONATAN

OF

HT: 6-2 WT: 180 B/T: R/R

HOMETOWN: Peravia, DR

BORN: April 18, 1994 in Peravia, DR

OPENING DAY AGE: 22

HOW ACQUIRED: Signed as a non-drafted free agent: April 14, 2012

SIGNED BY: Randy Smith, Felix Feliz and Martin Jose (Padres)

CAREER NOTES: 2016: Earned Midwest League Player of the Week honors for the week ending in June 26.

YR	CLUB	AVG	G	AB	R	H	2B	3B	HR	RBI	SH	SF	HP	BB	SO	SB	CS	OBP	SLG	E
2013	DSL Padres (R)	.297	41	155	23	46	11	2	0	13	1	0	2	15	32	9	4	.366	.394	1
2014	AZL Padres (R)	.231	29	91	11	21	2	2	0	9	1	0	0	6	31	4	2	.278	.297	4
2015	AZL Padres (R)	.304	32	112	13	34	6	2	4	15	0	0	1	8	28	4	5	.355	.500	2
2016	Fort Wayne (A)	.200	96	350	26	70	11	2	7	32	0	3	3	12	93	1	1	.231	.303	8
Minor League Totals		.242	198	708	73	171	30	8	11	69	2	3	6	41	184	18	12	.288	.353	15

PENA, RAMON

RHP

HT: 6-4 WT: 190 B/T: R/R

HOMETOWN: Santo Domingo, DR

BORN: August 24, 1997 in Santo Domingo, DR

OPENING DAY AGE: 19

HOW ACQUIRED: Signed as an International free agent: December 5, 2016.

SIGNED BY: Felix Feliz and Alvin Duran (Padres)

SCOUTING & PLAYER DEVELOPMENT

PENNELL, TUCKER JAMES

C

HT: 6-2 WT: 200 B/T: R/R HOMETOWN: Austin, TX
 BORN: April 7, 1994 in Austin, TX OPENING DAY AGE: 22
 HIGH SCHOOL: Georgetown High School (TX) COLLEGE: University of Arkansas (AR)
 HOW ACQUIRED: Signed as an international free agent: April 20, 201
 SIGNED BY: Mike Silva (Padres)

YR	CLUB	AVG	G	AB	R	H	2B	3B	HR	RBI	SH	SF	HP	BB	SO	SB	CS	OBP	SLG	E
2016	DSL Padres (R)	.260		50	8	13	3	0	0	7	0	0	3	9	6	1	2	.403	.320	0

PEREZ, BLINGER HUMBERTO

C

HT: 6-0 WT: 170 B/T: R/R HOMETOWN: Barquisimeto, Venezuela
 BORN: August 21, 1998 in Barquisimeto, Venezuela OPENING DAY AGE: 18
 HOW ACQUIRED: Signed as a international free agent: April 21, 2016

YR	CLUB	AVG	G	AB	R	H	2B	3B	HR	RBI	SH	SF	HP	BB	SO	SB	CS	OBP	SLG	E
2016	AZL Padres (R)	.202	25	84	7	17	3	0	0	6	0	0	1	13	18	1	0	.316	.238	1

PEREZ, ENZO G.

RHP

HT: 5-11 WT: 180 B/T: R/R HOMETOWN: Venezuela
 BORN: June 7, 2000 in Venezuela OPENING DAY AGE: 16
 HOW ACQUIRED: Signed as a International free agent: July 2, 2016
 SIGNED BY: Luis Prieto (Padres)

PEREZ, FERNANDO MAYORAL

INF

HT: 6-0 WT: 210 B/T: L/R HOMETOWN: Chula Vista, CA
 BORN: September 13, 1993 in Ensenada, Mexico OPENING DAY AGE: 23
 HIGH SCHOOL: Otay Ranch High School (CA) COLLEGE: Central Arizona College (AZ)
 HOW ACQUIRED: Signed as a third-round selection in the 2012 First-Year Player Draft
 SIGNED BY: Dave Lottsfeldt (Padres)
 CAREER NOTES: 2014: Named an Organization All-Star by MiLB.com...led all Padres minor leaguers and the Midwest League in RBI (95).

YR	CLUB	AVG	G	AB	R	H	2B	3B	HR	RBI	SH	SF	HP	BB	SO	SB	CS	OBP	SLG	E
2012	AZL Padres (R)	.273	14	55	6	15	2	1	2	16	0	0	0	2	17	1	0	.298	.455	6
2013	AZL Padres (R)	.417	4	12	3	5	1	0	1	4	0	0	0	1	2	0	0	.462	.750	0
	Eugene (A)	.213	59	211	15	45	9	1	3	27	0	2	2	15	68	0	1	.270	.308	16
2014	Fort Wayne (A)	.284	116	469	69	133	24	1	18	95*	1	7	5	25	106	3	2	.322	.454	24
2015	Lake Elsinore (A)	.224	113	446	46	100	21	3	10	53	1	2	4	39	115	1	1	.291	.352	18
2016	Lake Elsinore (A)	.213	44	169	22	36	5	1	9	28	1	1	3	12	49	1	1	.276	.414	4
	Minor League Totals	.245	350	1362	161	334	62	7	43	223	3	12	14	94	357	6	5	.298	.396	68

PEREZ, MAYKY ARJELIS

RHP

HT: 6-5 WT: 235 B/T: R/R HOMETOWN: San Pedro de Macoris, DR
 BORN: September 26, 1996 in San Pedro de Macoris, DR OPENING DAY AGE: 20
 HOW ACQUIRED: Signed as a non-drafted free agent: November 1, 2013
 SIGNED BY: Randy Smith, Felix Feliz and Jose Salado (Padres)

YR	CLUB	W-L	ERA	G	GS	CG	SHO	SV	IP	H	R	ER	HR	HB	BB	SO	WP	BK	AVG
2014	DSL Padres (R)	0-1	9.00	2	2	0	0	0	4.0	7	5	4	0	0	3	4	1	0	.368
	AZL Padres (R)	0-3	7.08	11	4	0	0	0	34.1	46	31	27	4	3	15	30	8	2	.315
2015	AZL Padres (R)	0-0	0.00	2	0	0	0	0	2.0	0	0	0	0	0	1	0	0	0	.000
2016	Tri-City (A)	0-0	2.57	4	0	0	0	0	7.0	10	7	2	0	1	4	7	2	0	.303
	AZL Padres (R)	2-2	3.94	9	6	0	0	0	29.2	30	23	13	1	2	15	31	3	0	.250
	Minor League Totals	2-6	5.38	28	12	0	0	0	77.0	93	66	46	5	6	38	72	14	2	.287

PEREZ, RAMON E.

LHP

HT: 6-1 WT: 190 B/T: L/L HOMETOWN: Baracoa, Cuba
 BORN: July 2, 1999 in Baracoa, Cuba OPENING DAY AGE: 17
 SIGNED BY: Trevor Schumm and Jake Koenig (Padres)

PERIO, JR., DEREK NOAH (NOAH)

INF

HT: 6-0 WT: 170 B/T: L/R HOMETOWN: Hayward, CA
 BORN: November 14, 1991 in Hayward, CA OPENING DAY AGE: 25
 HIGH SCHOOL: De La Salle High School (CA)
 HOW ACQUIRED: Signed as a minor league free agent: December 11, 2016
 CAREER NOTES: 2012: Ranked as the No. 34 prospect in the Marlins organization by *Baseball America* after the season. 2011: Tabbed as the 11th-best prospect in the Marlins farm system following the season by *Baseball America*.

YR	CLUB	AVG	G	AB	R	H	2B	3B	HR	RBI	SH	SF	HP	BB	SO	SB	CS	OBP	SLG	E
2009	GCL Marlins (R)	.429	4	14	2	6	1	1	0	5	0	0	0	0	1	0	.429	.643	2	
2010	Jamestown (A)	.258	59	225	30	58	10	0	0	31	0	2	2	17	25	7	0	.313	.302	18
2011	Greensboro (A)	.295	119	488	76	144	30	3	6	52	5	4	3	19	64	15	6	.323	.406	26
2012	Jupiter (A)	.248	119	463	50	115	22	2	1	40	4	4	4	27	68	6	4	.293	.311	13
2013	Jacksonville (AA)	.232	57	177	20	41	7	0	1	14	1	1	1	16	27	2	0	.297	.288	8
	Jupiter (A)	.241	43	162	17	39	4	0	0	16	4	2	0	10	12	6	2	.282	.265	5
2014	Jupiter (A)	.241	96	294	35	71	11	1	1	29	5	1	0	20	38	6	1	.289	.296	13
2015	Sioux City (IND)	.338	100	408	61	129	29	4	7	74	0	8	2	20	26	18	5	.345	.458	22
2016	Tulsa (A)	.263	7	19	1	5	1	0	0	3	0	0	0	1	4	0	0	.300	.316	1
	Rancho Cucamonga (A)	.355	30	121	23	43	9	2	6	24	0	1	1	6	14	1	0	.388	.612	3
	Great Lakes (A)	.288	20	80	7	23	3	0	1	9	1	0	0	4	10	3	1	.321	.363	1
	Sioux City (IND)	.338	35	145	27	49	10	1	3	36	0	4	0	10	10	1	2	.371	.483	4
	Minor League Totals	.267	554	2043	261	545	98	9	16	223	20	15	20	120	262	47	14	.309	.347	90
Independent Totals		.322	135	553	88	178	39	5	10	110	0	12	2	30	36	19	7	.352	.465	26



SCOUTING & PLAYER DEVELOPMENT

POLANCO, ANDERSON MIGUEL

LHP

HT: 6-3 WT: 175 B/T: L/L HOMETOWN: Santiago, DR
 BORN: February 2, 1998 in Santiago, DR
 HOW ACQUIRED: Signed as an International free agent: February 29, 2016

YR	CLUB	W-L	ERA	G	GS	CG	SHO	SV	IP	H	R	ER	HR	HB	BB	SO	WP	BK	AVG
2016	DSL Padres (R)	3-3	3.95	12	6	0	0	1	41.0	40	19	18	1	3	17	38	13	1	.263

POTTS, HUDSON JAMES

INF

HT: 6-3 WT: 205 B/T: R/R HOMETOWN: Southlake, TX
 BORN: October 28, 1998 in Southlake, TX
 HIGH SCHOOL: Carroll High School (TX)

HOW ACQUIRED: Signed as a first-round selection (24th overall) in the 2016 First-Year Player Draft.
 CAREER NOTES: 2016: His 35 runs scored for the AZL Padres ranked tied-for-second in the AZL...was the second youngest player selected in the 2016 Draft. MISC: Formerly known as Hudson Sanchez, the name he was drafted under, before taking on the last name of his stepfather after the Draft.
 SIGNED BY: Matt Schaffner(Padres)

YR	CLUB	AVG	G	AB	R	H	2B	3B	HR	RBI	SH	SF	HP	BB	SO	SB	CS	OBP	SLG	E
2016	Tri-City (A)	.233	16	60	7	14	0	1	0	6	1	0	2	9	13	2	1	.352	.267	2
	AZL Padres (R)	.295	43	183	35	54	12	2	1	21	0	1	2	9	34	8	4	.333	.399	4
	Minor League Totals	.280	59	243	42	68	12	3	1	27	1	1	4	18	47	10	5	.338	.366	6

POWELL, EVAN ROMAN

RHP

HT: 6-9 WT: 246 B/T: R/R HOMETOWN: Old Harbour Bay, Jamaica
 BORN: November 18, 1996 in Old Harbour Bay, Jamaica
 HOW ACQUIRED: Signed as a non-drafted free agent: February 16, 2016
 SIGNED BY: (Padres)

YR	CLUB	W-L	ERA	G	GS	CG	SHO	SV	IP	H	R	ER	HR	HB	BB	SO	WP	BK	AVG
2016	DSL Padres (R)	0-2	19.41	12	0	0	0	0	10.2	20	26	23	1	2	20	9	6	0	.400

QUANTRILL, CAL P.

RHP

HT: 6-2 WT: 165 B/T: L/R HOMETOWN: Port Hope, ON, Canada
 BORN: February 10, 1995 in Port Hope, ON, Canada
 HIGH SCHOOL: Trinity College School (ON)
 HOW ACQUIRED: Signed as a first-round selection (eighth overall) in the 2016 First-Year Player Draft.
 SIGNED BY: Sam Ray (Padres)

CAREER NOTES: 2016: Was the Padres number-one selection in the 2016 Draft...ranked as the fifth-best prospect in the Padres organization after the season. MISC: Son of Paul Quantrill, who played 14 season in Major League Baseball.

YR	CLUB	W-L	ERA	G	GS	CG	SHO	SV	IP	H	R	ER	HR	HB	BB	SO	WP	BK	AVG
2016	Fort Wayne (A)	0-1	17.36	2	2	0	0	0	4.2	12	9	9	1	0	4	2	0	0	.522
	Tri-City (A)	0-2	1.93	5	5	0	0	0	18.2	15	7	4	0	1	2	28	1	1	.205
	AZL Padres (R)	0-2	5.27	5	5	0	0	0	13.2	12	8	8	0	1	2	16	0	0	.231
	Minor League Totals	0-5	5.11	12	12	0	0	0	37.0	39	24	21	1	2	8	46	1	1	.264

QUINTERO, ALISON E.

C

HT: 5-10 WT: 162 B/T: R/R HOMETOWN: Carabobo, Venezuela
 BORN: April 24, 2000 in Carabobo, Venezuela
 HOW ACQUIRED: Signed as an International free agent: July 2, 2016
 SIGNED BY: Yfrain Linares, Luis Prieto and Trevor Schumm (Padres)
 CAREER NOTES: 2016: Ranked as the Padres No. 22 International prospect in the 2016 class by *Baseball America*.

RADKE, TRAVIS JAMES

LHP

HT: 6-4 WT: 200 B/T: L/L HOMETOWN: Ennis, MT
 BORN: March 6, 1993 in Thousand Oaks, CA
 HIGH SCHOOL: Oaks Christian High School (CA)
 HOW ACQUIRED: Signed as a 25th-round selection in the 2014 First-Year Player Draft
 SIGNED BY: Justin Baughman (Padres)

YR	CLUB	W-L	ERA	G	GS	CG	SHO	SV	IP	H	R	ER	HR	HB	BB	SO	WP	BK	AVG
2014	Eugene (A)	2-3	3.12	17	2	0	0	0	34.2	32	20	12	0	2	16	44	3	3+	.241
2015	Lake Elsinore (A)	1-4	8.10	7	7	0	0	0	33.1	50	32	30	7	3	12	26	3	0	.362
	Tri-City (A)	2-2	3.41	6	6	0	0	0	29.0	36	11	11	2	3	1	30	3	1	.298
	Fort Wayne (A)	1-1	3.94	3	3	0	0	0	16.0	19	9	7	0	1	4	13	5	0	.302
2016	Did Not Play - Injured																		
	Minor League Totals	6-10	4.78	33	18	0	0	0	113.0	137	72	60	9	9	33	113	14	4	.301

RAMIREZ, EMMANUEL ODALIS

RHP

HT: 6-2 WT: 190 B/T: R/R HOMETOWN: Puerto Plata, DR
 BORN: July 15, 1994 in Puerto Plata, DR
 HOW ACQUIRED: Signed as a non-drafted free agent: November 19, 2012
 SIGNED BY: Emengildo Diaz and Felix Feliz (Padres)
 CAREER NOTES: 2016: Northwest League Mid-Season All-Star.

YR	CLUB	W-L	ERA	G	GS	CG	SHO	SV	IP	H	R	ER	HR	HB	BB	SO	WP	BK	AVG
2013	DSL Padres (R)	1-3	8.92	24	0	0	0	0	36.1	36	51	36	1	6	49	41	18	0	.255
2014	DSL Padres (R)	3-1	4.56	12	0	0	0	0	25.2	25	15	13	0	4	10	31	7	0	.258
2015	DSL Padres (R)	0-0	4.91	2	2	0	0	0	7.1	6	4	4	0	1	5	9	0	0	.231
	AZL Padres (R)	4-2	1.51	8	6	0	0	0	41.2	29	21	7	2	4	7	37	3	1	.185
	Tri-City (A)	2-1	3.00	5	5	0	0	0	24.0	20	9	8	1	0	8	25	2	0	.217
2016	Fort Wayne (A)	2-3	4.71	16	7	0	0	1	57.1	58	32	30	5	1	21	54	3	0	.264
	Tri-City (A)	4-1	2.62	8	8	0	0	0	44.2	36	16	13	0	1	13	42	5	3	.218
	Minor League Totals	16-11	4.22	75	28	0	0	1	237.0	210	148	111	9	17	113	239	38	4	.234

SCOUTING & PLAYER DEVELOPMENT

RHP

HT: 6-4 **WT:** 190 **B/T:** R/R **HOMETOWN:** San Cristobal, DR
BORN: May 21, 1996 in San Cristobal, DR **OPENING DAY AGE:** 20
HOW ACQUIRED: Signed as a non-drafted free agent: November 18, 2016
SIGNED BY: Chris Kemp (Padres)

OF

HT: 6-4	WT: 210	B/T: S/R	HOMETOWN: Bronx, NY
BORN: April 27, 1995 in Bronx, NY			OPENING DAY AGE: 21
HIGH SCHOOL: St. George's School (RI)			COLLEGE: University of Florida (FL)
HOW ACQUIRED: Signed as a second-round selection in the 2016 First-Year Player Draft			
SIGNED BY: Chris Kelly (Padres)			
CAREER NOTES: 2016: Named MiLB.com California League Player of the Month...earned California League Player of the Week honors for the week ending in June 26.			

YR	CLUB	AVG	G	AB	R	H	2B	3B	HR	RBI	SH	SF	HP	BB	SO	SB	CS	OBP	SLG	E
2016	Tri-City (A)	.254	51	205	31	52	9	4	0	13	0	2	1	22	53	15	5	.326	.337	4

OF

HT: 6-5 **WT:** 240 **B/T:** R/R **HOMETOWN:** San Cristobal, DR
BORN: July 7, 1995 in Palenque, DR **OPENING DAY AGE:** 21
HOW ACQUIRED: Signed as a non-drafted free agent: November 1, 2011
SIGNED BY: Felix Feliz, Martin Jose and Randy Smith (Padres)
CAREER NOTES: 2016: Named MiLB.com California League Player of the Month...earned California League Player of the Week honors for the week ending in June 26.

YR	CLUB	AVG	G	AB	R	H	2B	3B	HR	RI	SH	SF	HP	BB	SO	SB	CS	OBP	SLG	E
2012	DSL Padres (R)	.267	67	243	32	65	16	4	3	37	0	0	5	30	56	12	4	.360	.416	8
2013	Eugene (A)	.205	12	44	4	9	1	0	1	4	0	0	0	1	10	0	0	.222	.295	2
	AZL Padres (R)	.315	45	165	24	52	12	2	3	30	0	1	0	20	39	5	5	.387	.467	6
2014	Fort Wayne (A)	.248	128	508	67	126	24	2	11	59	1	3	2	38	118	1	5	.301	.368	14
2015	Fort Wayne (A)	.255	123	455	52	116	25	7	8	62	0	7	1	46	91	10	5	.320	.393	2
2016	Lake Elsinore (A)	.278	130	493	63	137	32	3	16	83	0	5	2	47	108	2	3	.340	.452	6
Minor League Totals		.265	505	1908	242	505	110	18	43	275	1	16	10	182	422	30	22	.329	.409	38

RHP

HT: 5-11	WT: 160	B/T: R/R	HOMETOWN: Tamaulipas, Mexico
BORN: May 13, 1993 in Victoria, Mexico		OPENING DAY AGE: 23	
HIGH SCHOOL: Hidalgo High School (TX)		COLLEGE: Galveston College (TX)	
HOW ACQUIRED: From the Tampa Bay Rays along with OF Wil Myers, C Ryan Hanigan and LHP Jose Castillo in exchange for C Rene Rivera, RHP Burch Smith and INF Jake Bauers with the Washington Nationals receiving RHP Joe Ross and INF Trea Turner (PTBNL) from San Diego and Tampa Bay also receiving OF Steven Souza, Jr. and LHP Travis Ott from Washington: December 19, 2014			
SIGNED BY: Pat Murphy (Rays)			
CAREER NOTES: 2013: Originally signed by the Tampa Bay Rays as a non-drafted free agent on August 11, 2013.			

YR	CLUB	W-L	ERA	G	GS	CG	SHO	SV	IP	H	R	ER	HR	HB	BB	SO	WP	BK	AVG
2014	Hudson (A)	2-1	4.09	20	0	0	0	3	33.0	32	16	15	2	5	9	39	5	1	.258
2015		Did not play - Injured																	
2016	Lake Elsinore (A)	1-3	5.00	22	0	0	0	1	27.0	24	18	15	2	3	14	29	3	0	.242
	Fort Wayne (A)	3-2	2.10	18	0	0	0	5	25.2	23	8	6	1	2	10	18	3	0	.247
Minor League Total		6-6	3.78	60	0	0	0	9	85.2	79	42	36	5	10	33	86	11	1	.250

C

HT: 6-2	WT: 218	B/T: R/R	HOMETOWN: Nagual, DR
BORN: August 8, 1990 in Nagua, Dominican Republic			OPENING DAY AGE: 26
HOW ACQUIRED: Signed as a minor league free agent: December 21, 2016			
SIGNED BY: Martin Jose (Padres)			

YR	CLUB	AVG	G	AB	R	H	2B	3B	HR	RBI	SH	SF	HP	BB	SO	SB	CS	OBP	SLG	E
2010	DSL Dodgers (R)	.246	59	211	23	52	16	2	1	34	1	6	9	12	12	3	2	.307	.355	4
2010	DSL Dodgers (R)	.279	55	172	26	48	10	1	2	23	2	0	2	22	24	0	4	.367	.384	7
2012	AZL Dodgers (R)	.208	7	24	1	5	0	0	0	1	0	0	1	2	7	0	0	.296	.208	1
2013	Rancho Cucamonga (A)	.213	26	89	13	19	4	0	1	7	0	2	1	6	18	1	1	.265	.292	2
	Great Lakes (A)	.262	20	61	7	16	2	0	0	5	2	1	1	4	6	0	1	.313	.295	2
2014	Great Lakes (A)	.254	91	319	25	81	18	2	5	32	3	1	0	23	56	2	1	.303	.370	4
2015	Oklahoma city (AAA)	.667	1	3	0	2	0	0	0	0	0	0	0	0	0	0	0	.667	.667	0
	Tulsa (AA)	.273	13	33	1	9	0	0	0	2	1	3	2	3	6	0	2	.333	.273	1
	Rancho Cucamonga (A)	.258	54	178	15	46	11	1	1	11	0	0	0	9	27	0	2	.297	.348	2
	Great Lakes (A)	.333	3	12	1	4	1	0	1	4	0	0	0	0	1	0	0	.333	.667	0
2016	Salt Lake (AAA)	.286	3	7	0	2	0	0	0	0	0	0	0	0	2	0	0	.286	.286	0
	Inland Empire (A)	.143	4	14	0	2	0	0	0	0	0	0	1	5	5	0	0	.200	.143	0
	Burlington (A)	.221	26	86	7	19	7	0	0	9	2	2	1	7	13	0	0	.281	.302	2
Minor League Totals		.252	362	1209	119	305	69	6	11	128	11	15	16	89	177	6	13	.309	.347	25

RHP

HT: 6-3 WT: 190 B/T: R/R HOMETOWN: San Pedro de Macoris, DR
BORN: June 8, 1995 in San Pedro de Macoris, DR OPENING DAY AGE: 21
HOW ACQUIRED: Signed as a non-drafted free agent: April 22, 2015
SIGNED BY: Jose Salado (Padres)

YR	CLUB	W-L	ERA	G	GS	CG	SHO	SV	IP	H	R	ER	HR	HB	BB	SO	WP	BK	AVG
2015	DSL Padres (R)	0-0	3.86	4	0	0	0	0	7.0	5	3	3	0	1	3	9	2	0	.200
2016	DSL Padres (R)	0-0	0.00	1	0	0	0	0	1.1	0	0	0	0	0	0	0	1	0	.000
<u>Minor League Totals</u>		0-0	3.88	5	0	0	0	0	8.1	5	3	3	0	1	3	9	3	0	.192



SCOUTING & PLAYER DEVELOPMENT

RODRIGUEZ, BRYAN DE JESUS (BRYAN)

RHP

HT: 6-5 WT: 180 B/T: R/R HOMETOWN: San Pedro de Macoris, DR
 BORN: July 6, 1991 in San Pedro de Macoris, DR
 HOW ACQUIRED: Signed as a non-drafted free agent: April 19, 2010
 OPENING DAY AGE: 25
 SIGNED BY: Randy Smith, Felix Feliz and Jose Salado (Padres)
 CAREER NOTES: 2011: Missed the entire season due to a right elbow sprain. 2010: Named a DSL Mid-Season All-Star

YR	CLUB	W-L	ERA	G	GS	CG	SHO	SV	IP	H	R	ER	HR	HB	BB	SO	WP	BK	AVG
2010	DSL Padres (R)	4-1	3.14	10	8	1	0	0	48.2	37	23	17	0	3	23	41	4	2	.203
2011																			
2012	AZL Padres (R)	3-3	6.26	11	3	0	0	0	41.2	54	43	29	2	5	18	31	8	2	.298
	Eugene (A)	0-1	8.31	2	2	0	0	0	4.1	7	10	4	0	0	3	3	1	0	.304
2013	Fort Wayne (A)	2-8	3.19	19	14	0	0	0	84.2	88	48	30	5	6	32	52	1	4	.269
2014	Lake Elsinore (A)	8-9	4.16	27	26	0	0	0	149.1	154	81	69	9	8	46	104	11	3	.269
2015	San Antonio (AA)	6-14	4.44	24	23	1	0	0	133.2	165	76	66	8	3	37	83	8	1	.301
	El Paso (AAA)	1-2	9.75	3	2	0	0	0	12.0	24	13	13	0	0	4	4	1	0	.429
2016	El Paso (AAA)	4-8	5.11	16	16	1	1	0	86.1	108	52	49	10	1	26	51	6	0	.311
	San Antonio (AA)	3-5	3.51	10	10	0	0	0	59.0	67	29	23	5	1	18	32	5	0	.295
Minor League Totals		31-51	4.36	122	104	3	1	0	619.2	704	375	300	39	27	207	401	45	12	.286

RODRIGUEZ, HANSEL ANTONIO

RHP

HT: 6-2 WT: 170 B/T: R/R HOMETOWN: Santo Domingo Centro, DR
 BORN: February 27, 1997 in Santo Domingo Centro, DR
 OPENING DAY AGE: 20
 HOW ACQUIRED: Acquired by TOR in exchange for Melvin Upton, Jr. and cash considerations: July 26, 2016
 SIGNED BY: Ismael Cruz, Luis Marquez, Rafael Moncada (Blue Jays)

YR	CLUB	W-L	ERA	G	GS	CG	SHO	SV	IP	H	R	ER	HR	HB	BB	SO	WP	BK	AVG
2014	GCL Blue Jays (R)	0-3	7.11	9	6	0	0	0	19.0	18	18	15	0	4	12	13	4	1	.257
2015	GCL Blue Jays (R)	1-2	4.68	10	7	1	0	0	42.1	48	25	22	1	1	10	37	4	2	.286
2016	Bluefield (A)	2-1	3.06	6	6	0	0	0	32.1	25	13	11	1	1	11	26	4	0	.203
	Tri-City (A)	0-2	6.97	6	6	0	0	0	20.2	25	17	16	2	2	12	13	5	0	.298
Minor League Totals		3-8	5.04	31	25	1	0	0	114.1	116	73	64	4	8	45	89	17	3	.261

ROGERS, BLAKE R.

RHP

HT: 6-2 WT: 200 B/T: R/R HOMETOWN: Lewisville, TX
 BORN: February 23, 1994 in Lewisville, TX
 OPENING DAY AGE: 23
 HIGH SCHOOL: Lewisville High School (TX)
 COLLEGE: Oklahoma
 HOW ACQUIRED: Signed as a 37th-round selection in the 2015 First-Year Player Draft
 SIGNED BY: Lane Decker (Padres)

YR	CLUB	W-L	ERA	G	GS	CG	SHO	SV	IP	H	R	ER	HR	HB	BB	SO	WP	BK	AVG
2015	AZL Padres (R)	1-1	2.53	14	0	0	0	0	21.1	18	8	6	0	3	3	22	3	0	.209
	Lake Elsinore (A)	0-0	3.68	4	0	0	0	0	7.1	8	3	3	0	1	3	5	1	0	.286
2016	Lake Elsinore (A)	0-0	3.60	2	0	0	0	1	5.0	3	3	2	1	1	0	2	0	1	.176
	Fort Wayne (A)	1-3	5.58	21	2	0	0	0	61.1	78	44	38	6	2	20	36	3	1	.310
Minor League Totals		2-4	4.64	41	2	0	0	1	95.0	107	58	49	7	7	26	65	7	2	.279

ROMAN, MIGUEL ANGEL

RHP

HT: 6-1 WT: 170 B/T: R/R HOMETOWN: Carabobo, Venezuela
 BORN: February 23, 1997 in Carabobo, Venezuela
 OPENING DAY AGE: 20
 HOW ACQUIRED: Signed as a non-drafted free agent: August 15, 2015
 SIGNED BY: Yfrain Linares (Padres)

YR	CLUB	W-L	ERA	G	GS	CG	SHO	SV	IP	H	R	ER	HR	HB	BB	SO	WP	BK	AVG
2016	DSL Padres (R)	0-0	7.50	5	0	0	0	1	6.0	6	6	5	0	2	3	7	4	0	.240

ROSARIO, EGYU

INF

HT: 5-9 WT: 150 B/T: R/R HOMETOWN: San Cristobal, DR
 BORN: August 25, 1999 in San Cristobal, DR
 OPENING DAY AGE: 17
 HOW ACQUIRED: Signed as a non-drafted free agent: August 25, 2015
 SIGNED BY: Martin Jose (Padres)

YR	CLUB	AVG	G	AB	R	H	2B	3B	HR	RBI	SH	SF	HP	BB	SO	SB	CS	OBP	SLG	E
2016	AZL Padres (R)	.379	7	29	3	11	3	0	0	1	0	0	1	2	7	1	1	.438	.483	2
	DSL Padres (R)	.341	53	185	42	63	19	1	1	24	0	3	5	23	31	21	9	.421	.470	8
Minor League Totals		.346	60	214	45	74	22	1	1	25	0	3	6	25	38	22	10	.423	.472	10

ROSARIO, JEISSON A.

OF

HT: 6-1 WT: 177 B/T: L/R HOMETOWN: Santo Domingo, DR
 BORN: October 22, 1999 in Santo Domingo, DR
 OPENING DAY AGE: 17
 HOW ACQUIRED: Signed as an International free agent: July 2, 2016
 SIGNED BY: Felix Feliz, Ysrael Rojas and Alvin Duran (Padres)

RUIZ, AGUSTIN

OF

HT: 6-1 WT: 178 B/T: L/R HOMETOWN: Tabasco, Mexico
 BORN: September 23, 1999 in Tabasco, Mexico
 OPENING DAY AGE: 17
 HOW ACQUIRED: Signed as an International free agent: July 3, 2016
 SIGNED BY: Bill McLaughlin, Trevor Schumm and Emanuel Rangel (Padres)

SCOUTING & PLAYER DEVELOPMENT

SABALA, ELVIS JOEL INF

HT: 6-1 WT: 178 B/T: R/R HOMETOWN: Santo Domingo, DR
 BORN: September 26, 1997 in Santo Domingo, DR
 HOW ACQUIRED: Signed as a non-drafted free agent: July 2, 2014
 OPENING DAY AGE: 19
 SIGNED BY: Felix Feliz (Padres)

YR	CLUB	AVG	G	AB	R	H	2B	3B	HR	RBI	SH	SF	HP	BB	SO	SB	CS	OBP	SLG	E
2015	DSL Padres (R)	.123	48	155	28	19	2	1	0	8	1	2	9	26	80	12	3	.281	.148	20
2016	DSL Padres (R)	.232	53	185	19	43	7	0	2	30	3	3	2	16	45	4	3	.296	.303	9
Minor League Totals		.182	101	340	47	62	9	1	2	38	4	5	11	42	125	16	6	.289	.232	29

SANTANA, ADONIS RHP

HT: 6-1 WT: 160 B/T: R/R HOMETOWN: San Francisco de Macoris, DR
 BORN: September 10, 1998 in San Francisco de Macoris, DR
 HOW ACQUIRED: Signed as a non-drafted free agent: July 2, 2015
 OPENING DAY AGE: 18
 SIGNED BY: Israel Rojas (Padres)

YR	CLUB	W-L	ERA	G	GS	CG	SHO	SV	IP	H	R	ER	HR	HB	BB	SO	WP	BK	AVG
2016	DSL Padres (R)	2-5	7.27	12	0	0	0	0	17.1	25	22	14	1	2	17	16	31	0	.329

SANTOS, ANGEL RAFAEL OF

HT: 6-4 WT: 170 B/T: L/R HOMETOWN: La Vega, DR
 BORN: January 13, 1996 in La Vega, DR
 HOW ACQUIRED: Signed as a non-drafted free agent: February 5, 2015
 OPENING DAY AGE: 21
 SIGNED BY: Alvin Duran (Padres)

YR	CLUB	AVG	G	AB	R	H	2B	3B	HR	RBI	SH	SF	HP	BB	SO	SB	CS	OBP	SLG	E
2015	DSL Padres (R)	.254	44	134	20	34	2	2	0	11	5	0	2	19	40	18	4	.355	.299	4
2016	DSL Padres (R)	.259	44	135	24	35	6	3	0	11	3	0	1	35	43	17	3	.415	.348	9
Minor League Totals		.257	88	269	44	69	8	5	0	22	8	0	3	54	83	35	7	.387	.323	13

SANTOS, TRAE ANTHONY INF

HT: 6-1 WT: 235 B/T: L/L HOMETOWN: Helena, AL
 BORN: October 11, 1992 in Barrigada, Guam
 HIGH SCHOOL: Pelham High School (AL)
 COLLEGE: Troy (AL)
 HOW ACQUIRED: Signed as a 17th-round selection in the 2013 First-Year Player Draft
 SIGNED BY: Andrew Salvo (Padres)
 CAREER NOTES: 2013: Named a Northwest League Mid-Season All-Star. Misc.: Became just the third native of Guam to be drafted...ranked third in the NCAA with 18 home runs in 2013...played baseball for two seasons in 2011-12 at Northwest Florida State College.

YR	CLUB	AVG	G	AB	R	H	2B	3B	HR	RBI	SH	SF	HP	BB	SO	SB	CS	OBP	SLG	E
2013	Eugene (A)	.248	56	210	18	52	15	0	3	20	1	0	5	12	58	1	0	.304	.362	7
2014	Eugene (A)	.204	49	162	15	33	8	1	4	26	0	1	5	20	47	2	0	.309	.340	4
2015	Fort Wayne (A)	.264	130	435	54	115	33	4	14	60	2	5	10	57	108	3	2	.359	.455	16
2016	San Antonio (AA)	.141	21	71	5	10	3	0	2	5	1	0	1	0	26	0	0	.153	.268	1
2016	Lake Elsinore (A)	.209	90	301	30	63	20	4	7	35	0	1	11	35	97	0	0	.313	.372	12
Minor League Totals		.232	346	1179	122	273	79	9	30	146	4	7	32	124	336	6	2	.320	.390	40

SAVINON, JOSE RAMON INF

HT: 6-0 WT: 160 B/T: L/R HOMETOWN: Bani, DR
 BORN: February 17, 1996 in Bani, DR
 HOW ACQUIRED: Signed as a non-drafted free agent: May 15, 2014
 OPENING DAY AGE: 21
 SIGNED BY: (Padres)

YR	CLUB	AVG	G	AB	R	H	2B	3B	HR	RBI	SH	SF	HP	BB	SO	SB	CS	OBP	SLG	E
2014	DSL Padres (R)	.300	50	180	29	54	4	3	0	18	0	0	1	23	15	9	3	.382	.356	12
2015	AZL Padres (R)	.241	25	87	9	21	1	1	0	6	1	1	0	7	28	4	3	.295	.276	8
2016	Tri-City (A)	.238	26	80	9	19	2	1	0	4	1	0	0	7	12	3	1	.299	.288	10
2016	AZL Padres (R)	.364	4	11	1	4	0	1	0	2	0	1	0	2	4	1	0	.429	.545	1
Minor League Totals		.274	105	358	48	98	7	6	0	30	2	2	1	39	59	17	7	.345	.327	31

SCHOLTENS, JESSE M. RHP

HT: 6-4 WT: 230 B/T: R/R HOMETOWN: Fairfield, CA
 BORN: April 6, 1994 in Fairfield, CA
 HIGH SCHOOL: Angelo Rodriguez High School (CA)
 COLLEGE: Wright State University (OH)
 HOW ACQUIRED: Signed as a ninth-round selection in the 2016 First-Year Player Draft
 SIGNED BY: Matt Maloney (Padres)

YR	CLUB	W-L	ERA	G	GS	CG	SHO	SV	IP	H	R	ER	HR	HB	BB	SO	WP	BK	AVG
2016	Lake Elsinore (A)	0-0	0.00	1	1	0	0	0	4.2	4	2	0	0	0	1	2	0	0	.235
	Fort Wayne (A)	0-0	3.00	1	0	0	0	0	3.0	3	1	1	0	0	0	1	1	0	.250
	Tri-City (A)	0-1	1.65	17	0	0	0	4	27.1	26	6	5	0	0	6	36	1	0	.248
Minor League Totals		0-1	1.54	19	1	0	0	4	35.0	33	9	6	0	0	7	39	2	0	.246



SCOUTING & PLAYER DEVELOPMENT

SCHULZ, NICHOLAS SCOTT (NICK)

OF

HT: 6-3 **WT:** 210 **B/T:** R/R **HOMETOWN:** Mountain View, CA
BORN: May 3, 1991 in Mountain View, CA **OPENING DAY AGE:** 25
HIGH SCHOOL: St. Francis High School (CA) **COLLEGE:** San Jose State University
HOW ACQUIRED: Signed as a non-drafted free agent: April 30, 2014
SIGNED BY: Randy Johnson (Padres)

YR	CLUB	AVG	G	AB	R	H	2B	3B	HR	RBI	SH	SF	HP	BB	SO	SB	CS	OBP	SLG	E
2014	Eugene (A)	.167	12	48	6	8	2	0	1	5	0	0	0	4	13	0	0	.231	.271	0
	Fort Wayne (A)	.341	49	176	30	60	8	2	8	30	2	0	2	11	47	1	1	.386	.545	0
2015	Lake Elsinore (A)	.238	122	453	66	108	26	2	12	48	0	3	4	67	112	2	6	.340	.384	2
2016	San Antonio (AA)	.282	106	393	41	111	23	1	10	50	1	0	9	43	101	5	4	.366	.422	0
	Lake Elsinore (A)	.231	13	39	2	9	2	0	0	2	0	0	0	4	3	0	1	.302	.282	0
Minor League Totals		.267	302	1109	145	296	61	5	31	135	3	3	15	129	276	8	12	.350	.415	2

SEIDENBERGER, TREVOR DYLAN

LHP

HT: 6-2 **WT:** 195 **B/T:** L/L **HOMETOWN:** Austin, TX
BORN: June 9, 1992 in Austin, TX **OPENING DAY AGE:** 24
HIGH SCHOOL: Hendrickson High School (TX) **COLLEGE:** Texas Christian University
HOW ACQUIRED: From the Milwaukee Brewers in exchange for OF Rymer Liriano: January 28, 2016
SIGNED BY: Tim Collinsworth (Brewers)
CAREER NOTES: 2013: Originally signed by the Milwaukee Brewers as a 12th-round selection in the 2013 First-Year Player Draft.

YR	CLUB	W-L	ERA	G	GS	CG	SHO	SV	IP	H	R	ER	HR	HB	BB	SO	WP	BK	AVG
2013	Helena (R)	0-1	6.75	10	2	0	0	0	26.2	32	23	20	3	0	12	19	4	0	.302
2014	Wisconsin (A)	6-1	1.59	20	0	0	0	1	39.2	26	9	7	3	2	11	37	7	0	.193
	Brevard County (A)	0-1	8.59	11	0	0	0	0	14.2	21	14	14	3	0	8	18	1	0	.339
2015	Brevard County (A)	4-2	3.06	22	0	0	0	5	35.1	25	12	12	1	1	21	37	2	0	.197
	Biloxi (AA)	1-0	6.75	8	0	0	0	0	13.1	11	10	10	3	0	5	11	0	0	.220
2016	San Antonio (AA)	0-0	12.00	1	0	0	0	0	3.0	5	4	4	1	0	3	0	0	0	.385
	Lake Elsinore (A)	1-2	7.05	40	0	0	0	0	52.1	59	44	41	8	2	32	42	5	2	.282
	Tri-City (A)	0-0	1.17	5	0	0	0	0	7.2	5	2	1	0	0	2	6	0	0	.172
Minor League Totals		12-7	5.09	117	2	0	0	6	192.2	184	118	109	22	5	94	170	19	2	.252

SELESKY, TYLER BEAU

DH

HT: 6-0 **WT:** 192 **B/T:** L/R **HOMETOWN:** Estero, FL
BORN: October 6, 1999 in Macon, GA **OPENING DAY AGE:** 23
HIGH SCHOOL: Estero High School (FL) **COLLEGE:** Florida Gulf Coast University
HOW ACQUIRED: Signed as a non-drafted free agent: June 16, 2016
SIGNED BY: Chris Kelly (Padres)

YR	CLUB	AVG	G	AB	R	H	2B	3B	HR	RBI	SH	SF	HP	BB	SO	SB	CS	OBP	SLG	E
2016	Fort Wayne (A)	.296	35	125	9	37	5	1	1	9	0	0	1	14	39	1	2	.371	.376	3
	AZL Padres (R)	.299	22	77	19	23	4	3	0	17	0	2	3	11	10	1	0	.398	.429	2
Minor League Totals		.297	57	202	28	60	9	4	1	26	0	2	4	25	49	2	2	.382	.396	5

SHECKLER, BENJAMIN (BEN)

LHP

HT: 6-8 **WT:** 240 **B/T:** L/L **HOMETOWN:** Sparta, MI
BORN: May 12, 1995 in Sparta, Michigan **OPENING DAY AGE:** 21
HIGH SCHOOL: Sparta High School (MI) **COLLEGE:** Cornerstone University (MI)
HOW ACQUIRED: Signed as a eighth-round selection in the 2016 First-Year Player Draft
SIGNED BY: Matt Maloney (Padres)

YR	CLUB	W-L	ERA	G	GS	CG	SHO	SV	IP	H	R	ER	HR	HB	BB	SO	WP	BK	AVG
2016	Tri-City (A)	0-1	2.25	2	0	0	0	0	4.0	2	2	1	1	0	1	4	0	0	.167
	AZL Padres (R)	1-2	4.25	16	2	0	0	2	29.2	33	17	14	1	4	12	25	3	0	.280
Minor League Totals		1-3	4.01	18	2	0	0	2	33.2	35	19	15	2	4	13	29	3	0	.269

SIMMONS, SETH TYLER

RHP

HT: 5-9 **WT:** 170 **B/T:** R/R **HOMETOWN:** Winston-Salem, NC
BORN: June 14, 1988 in Winston-Salem, NC **OPENING DAY AGE:** 28
HIGH SCHOOL: Calvary Baptist Day School (NC) **COLLEGE:** East Carolina University (NC)
HOW ACQUIRED: Signed as a minor league free agent: May 24, 201
CAREER NOTES: 2016: Earned Texas League Pitcher of the Week honors for San Antonio for the week ending in August 21, 2014: Named Southern League Pitcher of the Week for Mobile for the week ending in August 18, 2011: Originally signed with ARI as a 40th-round selection in the 2011 Draft.

YR	CLUB	W-L	ERA	G	GS	CG	SHO	SV	IP	H	R	ER	HR	HB	BB	SO	WP	BK	AVG
2011	Missoula (R)	2-2	4.04	26	0	0	0	1	35.2	27	20	16	4	1	20	61	9	0	.205
2012	Visalia (A)	0-2	6.94	9	0	0	0	0	11.2	13	10	9	3	0	4	18	3	0	.277
	South Bend (A)	4-3	1.76	37	0	0	0	1	66.1	44	15	13	2	6	35	80	8	0	.195
2013	Visalia (A)	6-2	2.44	55	0	0	0	1	73.2	48	23	20	8	3	30	106	3	0	.185
2014	Mobile (AA)	1-1	1.51	35	0	0	0	2	47.2	28	10	8	1	1	18	60	3	0	.168
	Visalia (A)	2-2	6.08	13	0	0	0	1	13.1	16	10	9	3	0	9	18	1	0	.302
2015	Reno (AAA)	3-3	3.27	32	0	0	0	0	44.0	42	16	16	4	1	18	46	1	0	.247
	Mobile (AA)	3-0	2.59	21	0	0	0	1	31.1	15	9	9	0	0	11	41	3	0	.143
2016	Reno (AAA)	0-0	8.56	7	0	0	0	0	13.2	19	13	13	2	0	5	10	1	0	.333
	Mobile (AA)	2-0	1.54	7	0	0	0	0	11.2	8	2	2	1	0	3	10	0	0	.195
	San Antonio (AA)	3-4	2.35	20	15	0	0	0	95.2	72	27	25	9	1	29	88	3	0	.207
Minor League Totals		26-19	2.83	262	15	0	0	7	444.2	332	155	140	37	13	182	538	35	0	.207

SCOUTING & PLAYER DEVELOPMENT

SKENDER, ETHAN MICHAEL INF

HT: 5-11 WT: 175 B/T: R/R HOMETOWN: Metamora, IL
 BORN: December 22, 1996 in Metamora, IL OPENING DAY AGE: 20
 HIGH SCHOOL: Metamora Township High School (IL) COLLEGE: State College of Florida
 HOW ACQUIRED: Signed as a 28th-round selection in the 2016 First-Year Player Draft
 SIGNED BY: Chris Kelly (Padres)

SMITH, AUSTIN NATHANIEL RHP

HT: 6-4 WT: 220 B/T: R/R HOMETOWN: Boynton Beach, FL
 BORN: July 9, 1996 in Boynton Beach, FL OPENING DAY AGE: 20
 HIGH SCHOOL: Park Vista High School (FL)
 HOW ACQUIRED: Signed as a second-round selection in the 2015 First-Year Player Draft
 SIGNED BY: Willie Bosque (Padres)
 CAREER NOTES: 2016: Named the No. 9 prospect in the Padres organization by *Baseball America* heading into the 2016 season.

YR	CLUB	W-L	ERA	G	GS	CG	SHO	SV	IP	H	R	ER	HR	HB	BB	SO	WP	BK	AVG
2015	AZL Padres (R)	0-3	7.94	9	9	0	0	0	17.0	27	16	15	0	2	9	11	1	0	.375
2016	Fort Wayne (A)	4-6	5.26	25	15	0	0	1	90.2	104	60	53	6	3	46	63	5	3	.294
Minor League Totals		4-9	5.68	34	24	0	0	1	107.2	131	76	68	6	5	55	74	6	3	.308

SMITH, JACOB MATTHEW (JAKE) RHP

HT: 6-4 WT: 190 B/T: R/R HOMETOWN: North Augusta, SC
 BORN: June 2, 1990 in North Augusta, SC OPENING DAY AGE: 26
 HIGH SCHOOL: Central Savannah River Area High School (GA) COLLEGE: Campbell University (SC)
 HOW ACQUIRED: Claimed off waivers from SF; July 6, 2016
 CAREER NOTES: 2016: Made his Major League debut on September 7 vs. BOS. 2015: Named MiLB.com Fans' Choice for Best Relief Pitcher...*Baseball America* High Class A All-Star for San Jose. 2014: South Atlantic League Mid-Season All-Star. 2013: Northwest League Mid-Season All-Star. 2011: Originally signed by SF as a 48th-round selection in the First-Year Player Draft.

YR	CLUB	W-L	ERA	G	GS	CG	SHO	SV	IP	H	R	ER	HR	HB	BB	SO	WP	BK	AVG
2012	AZL Giants (R)	0-0	0.00	6	0	0	0	0	8.2	5	2	0	0	0	2	13	0	0	.156
2013	Salem-Keizer (A)	2-2	3.61	19	4	0	0	0	42.1	37	19	17	2	4	21	54	11	0	.230
2014	San Jose (A)	0-1	10.80	3	1	0	0	0	6.2	8	8	8	2	0	4	8	2	0	.296
	Augusta (A)	3-5	2.79	48	0	0	0	5	58.0	47	24	18	1	1	30	77	7	1	.221
2015	San Jose (A)	4-4	2.35	56	0	0	0	16	84.1	50	28	22	7	2	21	118	5	1	.172
2016	Richmond (AA)	2-1	7.08	22	0	0	0	1	20.1	17	19	16	1	3	23	26	3	0	.224
	AZL Padres (R)	0-0	0.00	1	0	0	0	0	1.0	1	0	0	0	0	0	2	0	0	.250
	San Antonio (AA)	0-0	1.59	6	0	0	0	1	5.2	3	1	1	0	0	2	4	1	0	.150
	SAN DIEGO (NL)	1-0	4.50	4	0	0	0	0	4.0	5	2	2	1	1	1	3	0	0	.333
Major League Totals		1-0	4.50	4	0	0	0	0	4.0	5	2	2	1	1	1	3	29	2	.333
Minor League Totals		11-13	3.25	161	5	0	0	23	227.0	168	101	82	13	10	103	302	0	0	.204

SOLANO, EDUARDO LHP

HT: 6-3 WT: 203 B/T: L/L HOMETOWN: San Cristobal, DR
 BORN: May 22, 1997 in San Cristobal, DR OPENING DAY AGE: 19
 HOW ACQUIRED: Signed as a non-drafted free agent; July 2, 2014
 SIGNED BY: Felix Feliz and Ysrael Rojas (Padres)

YR	CLUB	W-L	ERA	G	GS	CG	SHO	SV	IP	H	R	ER	HR	HB	BB	SO	WP	BK	AVG
2014	DSL Padres (R)	0-0	3.38	4	0	0	0	0	8.0	10	3	3	0	1	4	6	4	0	.303
2015	DSL Padres (R)	0-4	6.18	17	9	0	0	0	39.1	41	39	27	2	2	40	31	17	1	.266
2016	DSL Padres (R)	3-1	4.05	18	0	0	0	2	33.1	33	22	15	0	0	27	40	16	1	.258
Minor League Totals		3-5	5.02	39	9	0	0	2	80.2	84	64	45	2	3	71	77	37	2	.267

STEVENS, RIVER KENTON INF

HT: 6-0 WT: 185 B/T: L/R HOMETOWN: Escondido, CA
 BORN: January 10, 1992 in Fountain Valley, CA OPENING DAY AGE: 25
 HIGH SCHOOL: Mission Hills High School (CA) COLLEGE: Allan Hancock College (CA)
 HOW ACQUIRED: Signed as a ninth-round selection in the 2012 First-Year Player Draft
 SIGNED BY: Brent Mayne (Padres)

YR	CLUB	AVG	G	AB	R	H	2B	3B	HR	RBI	SH	SF	HP	BB	SO	SB	CS	OBP	SLG	E
2012	Eugene (A)	.241	49	170	23	41	7	0	0	17	4	0	0	15	22	3	2	.303	.282	13
2013																				
2014	Fort Wayne (A)	.248	26	101	14	25	1	2	1	9	0	1	0	4	13	2	0	.274	.327	13
	Lake Elsinore (A)	.150	7	20	1	3	0	0	0	0	0	0	0	3	4	0	0	.261	.150	1
	Eugene (A)	.267	24	86	12	23	4	0	0	10	1	1	3	7	16	7	2	.340	.314	4
2015	Lake Elsinore (A)	.297	41	158	16	47	5	0	0	14	4	0	3	8	28	13	1	.343	.329	13
	AZL Padres (R)	.333	1	3	0	1	0	0	0	0	0	0	1	1	1	0	0	.600	.333	0
2016	San Antonio (AA)	.232	78	276	32	64	6	2	4	26	5	5	3	19	53	5	3	.284	.312	6
	Lake Elsinore (A)	.240	31	100	10	24	9	0	2	10	0	1	0	7	18	1	2	.287	.390	2
	Fort Wayne (A)	.286	7	21	7	6	2	0	2	3	4	0	1	1	3	4	0	.348	.667	0
Minor League Totals		.250	264	935	115	234	34	4	9	89	18	8	11	65	158	35	10	.304	.324	52

STILLMAN, WILLIAM OSTER (WILL) RHP

HT: 6-4 WT: 175 B/T: R/R HOMETOWN: Matthew, NC
 BORN: November 2, 1993 in Matthew, NC OPENING DAY AGE: 23
 HIGH SCHOOL: Charlotte Christian School (NC) COLLEGE: Wofford College (SC)
 HOW ACQUIRED: Signed as a sixth-round selection in the 2016 First-Year Player Draft
 SIGNED BY: Nick Brannon (Padres)

YR	CLUB	W-L	ERA	G	GS	CG	SHO	SV	IP	H	R	ER	HR	HB	BB	SO	WP	BK	AVG
2016	Fort Wayne (A)	0-0	5.54	7	0	0	0	0	13.0	14	8	8	0	1	9	15	4	0	.286
	Tri-City	2-0	0.61	11	0	0	0	0	14.2	4	1	1	0	0	6	17	0	0	.083
Minor League Totals		2-0	2.93	18	0	0	0	0	27.2	18	9	9	0	1	15	32	4	0	.186



SCOUTING & PLAYER DEVELOPMENT

STOOPS, DYLAN MICHAEL

LHP

HT: 6-4 WT: 235 B/T: L/L HOMETOWN: Prospect, PA
 BORN: January 27, 1992 in York, PA OPENING DAY AGE: 25
 HIGH SCHOOL: Eastern York High School (PA) COLLEGE: University of Richmond (VA)
 HOW ACQUIRED: Signed as a non-drafted free agent: August 18, 2016

YR	CLUB	W-L	ERA	G	GS	CG	SHO	SV	IP	H	R	ER	HR	HB	BB	SO	WP	BK	AVG
2016	Lake Elsinore (A)	0-1	7.94	3	2	0	0	0	5.2	13	5	5	0	0	1	9	2	0	.448

STREICH, SETH THOMAS

RHP

HT: 6-3 WT: 210 B/T: L/R HOMETOWN: Ridgway, PA
 BORN: February 19, 1991 in Ridgway, PA OPENING DAY AGE: 26
 HIGH SCHOOL: Johnsonburg High School (PA) COLLEGE: Ohio University
 HOW ACQUIRED: From Oakland along with C Derek Norris in exchange for RHP Jesse Hahn and RHP R.J. Alvarez: December 18, 2014
 SIGNED BY: Rich Sparks (Athletics)
 CAREER NOTES: 2012: Originally signed by the Oakland A's as a sixth-round selection in the 2012 First-Year Player Draft.

YR	CLUB	W-L	ERA	G	GS	CG	SHO	SV	IP	H	R	ER	HR	HB	BB	SO	WP	BK	AVG
2012	AZL Athletics (R)	0-0	3.38	2	0	0	0	0	2.2	1	1	1	0	1	1	6	0	0	.111
	Vermont (A)	4-1	2.60	15	4	0	0	0	34.2	26	12	10	1	5	17	42	4	0	.206
2013	Beloit (A)	10-6	3.82	21	21	1	0	0	110.2	114	56	47	2	10	41	82	6	0	.268
2014	Stockton (A)	9-6	3.16	22	22	0	0	0	114.0	110	49	40	7	6	22	116	13	0	.253
2015									Did not Play - Injured										
2016									Did Not Play										
Minor League Totals		23-13	3.37	60	47	1	0	0	262.0	251	118	98	10	22	81	246	23	0	.252

SUAREZ, LUIS ALBERTO

RHP

HT: 6-2 WT: 205 B/T: R/R HOMETOWN: Cumana, Venezuela
 BORN: June 21, 1999 in Cumana, Venezuela OPENING DAY AGE: 17
 HOW ACQUIRED: Signed as an International free agent: September 26, 2016
 SIGNED BY: Yfrain Linares (Padres)

SUNG, WEN-HUA

RHP

HT: 6-1 WT: 220 B/T: R/R HOMETOWN: Taitung, Taiwan
 BORN: September 2, 1996 in Taitung, Taiwan OPENING DAY AGE: 20
 HOW ACQUIRED: Signed as an International free agent: July 3, 2016
 SIGNED BY: Keng, Po-Hsuan and Acey Kohrogi (Padres)

SUWINSKI, JACK WILLIAM

OF

HT: 6-2 WT: 200 B/T: L/L HOMETOWN: Chicago, IL
 BORN: July 29, 1998 in Chicago, IL OPENING DAY AGE: 18
 HIGH SCHOOL: Taft High School (IL)
 HOW ACQUIRED: Signed as a 15th-round selection in the 2016 First-Year Player Draft
 SIGNED BY: Trey Hoerner (Padres)

YR	CLUB	AVG	G	AB	R	H	2B	3B	HR	RBI	SH	SF	HP	BB	SO	SB	CS	OBP	SLG	E
2016	AZL Padres (R)	.241	30	108	12	26	5	0	0	10	0	0	2	12	19	3	0	.325	.287	3

TATIS JR., FERNANDO GABRIEL

INF

HT: 6-3 WT: 185 B/T: R/R HOMETOWN: San Pedro De Macoris, DR
 BORN: January 2, 1999 in San Pedro De Macoris, DR OPENING DAY AGE: 18
 HOW ACQUIRED: From CWS with RHP Erik Johnson in exchange for James Shields and cash considerations: June 4, 2016
 SIGNED BY: Miguel Peguero (White Sox)
 MISC: Son of former Major League infielder Fernando Tatis

YR	CLUB	AVG	G	AB	R	H	2B	3B	HR	RBI	SH	SF	HP	BB	SO	SB	CS	OBP	SLG	E
2016	Tri-City (A)	.273	12	44	4	12	4	2	0	5	0	2	0	3	13	1	1	.306	.455	5
	AZL Padres (R)	.273	43	176	35	48	13	1	4	20	1	0	0	10	44	14	2	.312	.426	13
Minor League Totals		.273	55	220	39	60	17	3	4	25	1	2	0	13	57	15	3	.311	.432	18

THOMPSON, MASON LANE

RHP

HT: 6-7 WT: 186 B/T: R/R HOMETOWN: Round Rock, TX
 BORN: February 20, 1998 in Round Rock, TX OPENING DAY AGE: 19
 HIGH SCHOOL: Round Rock High School (TX)
 HOW ACQUIRED: Signed as a third-round selection in the 2016 First-Year Player Draft
 SIGNED BY: Matt Schaffner (Padres)

YR	CLUB	W-L	ERA	G	GS	CG	SHO	SV	IP	H	R	ER	HR	HB	BB	SO	WP	BK	AVG
2016	AZL Padres (R)	0-0	2.25	5	5	0	0	0	12.0	8	3	3	0	2	5	12	2	0	.186

TORRES, BRYAN D.

INF

HT: 5-8 WT: 145 B/T: R/R HOMETOWN: Venezuela
 BORN: December 11, 1999 in Venezuela OPENING DAY AGE: 17
 HOW ACQUIRED: Signed as an International free agent: July 2, 2016
 SIGNED BY: Yfrain Linares and Luis Prieto (Padres)

SCOUTING & PLAYER DEVELOPMENT

TORRES, NICK CAWLEY

OF

HT: 6-1 **WT:** 220 **B/T:** R/R **HOMETOWN:** Lakewood, CA
BORN: June 30, 1993 in Lakewood, CA **OPENING DAY AGE:** 23
HIGH SCHOOL: Lakewood High School (CA) **COLLEGE:** Cal Poly San Luis Obispo
HOW ACQUIRED: Signed as a fourth-round selection in the 2014 First-Year Player Draft
SIGNED BY: Brent Mayne (Padres)
CAREER NOTES: 2016: Named a Texas League Mid-Season All-Star...earned Texas League Player of the Week honors for the week ending in June 5. 2015: Named a Midwest League Mid-Season and Post-Season All-Star.

YR	CLUB	AVG	G	AB	R	H	2B	3B	HR	RBI	SH	SF	HP	BB	SO	SB	CS	OBP	SLG	E
2014	AZL Padres (R)	.000	1	1	1	0	0	0	0	0	0	0	0	1	0	0	0	.500	.000	0
	Eugene (A)	.254	43	169	20	43	11	0	3	23	0	0	2	7	42	2	2	.292	.373	1
2015	Fort Wayne (A)	.326	77	288	45	94	29	2	2	40	0	5	9	18	52	4	1	.378	.462	0
	Lake Elsinore (A)	.275	52	211	21	58	15	2	3	30	0	3	5	9	45	5	1	.316	.408	3
2016	El Paso (AAA)	.308	36	130	15	40	8	0	6	18	1	0	2	5	35	0	2	.343	.508	0
	San Antonio (AA)	.282	93	373	40	105	28	2	6	40	0	1	6	16	96	10	4	.321	.416	3
	Minor League Totals	.290	302	1172	142	340	91	6	20	151	1	9	24	56	270	21	10	.333	.429	7

TORRES, WILMER ARMANDO

RHP

HT: 6-3 **WT:** 190 **B/T:** R/R **HOMETOWN:** Nirgua, Venezuela
BORN: May 31, 1996 in Bejuma, Venezuela **OPENING DAY AGE:** 20
HOW ACQUIRED: Signed as a non-drafted free agent: February 18, 2015
SIGNED BY: Yfrain Linares (Padres)
CAREER NOTES: 2016: Named an Arizona Fall League Post-Season All-Star.

YR	CLUB	W-L	ERA	G	GS	CG	SHO	SV	IP	H	R	ER	HR	HB	BB	SO	WP	BK	AVG
2015	DSL Padres (R)	1-0	0.66	5	2	0	0	0	13.2	6	1	1	0	1	4	11	1	0	.133
2016	DSL Padres (R)	1-0	2.49	20	0	0	0	9	21.2	15	6	6	0	2	13	27	3	0	.195
	Minor League Totals	2-0	1.78	25	2	0	0	9	35.1	21	7	7	0	3	17	38	4	0	.172

TOVAR, DANNY JOSE

OF

HT: 5-11 **WT:** 180 **B/T:** L/L **HOMETOWN:** Barquisimeto, Venezuela
BORN: November 2, 1998 in Barquisimeto, Venezuela **OPENING DAY AGE:** 18
HOW ACQUIRED: Signed as a non-drafted free agent: October 8, 2015
SIGNED BY: Victor Magdaleno (Padres)

YR	CLUB	AVG	G	AB	R	H	2B	3B	HR	RBI	SH	SF	HP	BB	SO	SB	CS	OBP	SLG	E
2016	DSL Padres (R)	.287	40	101	15	29	5	1	1	9	0	2	3	19	26	7	4	.408	.386	3

URENA, JOSE CARLOS

OF

HT: 6-3 **WT:** 180 **B/T:** R/R **HOMETOWN:** Ciudad Obregon, Mexico
BORN: January 14, 1995 in Ciudad Obregon, Mexico **OPENING DAY AGE:** 22
HOW ACQUIRED: Signed as a non-drafted free agent: August 17, 2011
SIGNED BY: Robert Rowley, Juan Lara and Randy Smith (Padres)
CAREER NOTES: 2015: Named a Northwest League Mid-Season and Post-Season All-Star. 2013: Led the Arizona League in home runs, total bases (97) and tied for league-lead with 25 extra-base hits...also was third in RBI and slugging pct...Named an Arizona League Post-Season All-Star and Baseball America No. 5 prospect in the league.

YR	CLUB	AVG	G	AB	R	H	2B	3B	HR	RBI	SH	SF	HP	BB	SO	SB	CS	OBP	SLG	E
2012	DSL Padres (R)	.285	57	214	37	61	13	3	6	33	0	4	8	28	58	3	6	.382	.458	4
2013	AZL Padres (R)	.257	49	191	32	49	11	5	9*	34	0	1	3	22	54	1	2	.341	.508	2
2014	Fort Wayne (A)	.165	19	79	7	13	3	1	2	11	0	0	2	5	27	0	0	.233	.304	2
	Eugene (A)	.196	44	158	14	31	8	0	4	13	0	1	3	16	65	0	3	.281	.323	1
2015	Tri-City (A)	.258	63	225	43	58	13	0	7	45	0	2	3	47	59	8	2	.390	.409	0
2016	Fort Wayne (A)	.246	39	138	12	34	4	0	4	14	0	0	3	10	47	0	0	.311	.362	2
	Minor League Totals	.245	271	1005	145	246	52	9	32	150	0	8	19	128	310	12	13	.340	.410	11

VALDEZ, DAURIS

RHP

HT: 6-8 **WT:** 221 **B/T:** R/R **HOMETOWN:** Bani, DR
BORN: October 22, 1995 in Bani, DR **OPENING DAY AGE:** 21
HOW ACQUIRED: Signed as a International free agent: February 12, 2016

YR	CLUB	W-L	ERA	G	GS	CG	SHO	SV	IP	H	R	ER	HR	HB	BB	SO	WP	BK	AVG
2016	DSL Padres (R)	4-3	3.51	14	9	0	0	0	56.1	50	29	22	1	6	14	56	11	4	.238

VALENZUELA, CARLOS R.

LHP

HT: 5-9 **WT:** 155 **B/T:** L/L **HOMETOWN:** Heroica Caborca, Sonora, Mexico
BORN: June 2, 2000 in Heroica Caborca, Sonora, Mexico **OPENING DAY AGE:** 16
HOW ACQUIRED: Signed as a non-drafted free agent: October 25, 2016
SIGNED BY: Bill McLaughlin and Emanuel Rangel (Padres)

VAN GANSEN, PETER

INF

HT: 5-9 **WT:** 175 **B/T:** L/R **HOMETOWN:** San Fernando, CA
BORN: March 4, 1994 in San Fernando, CA **OPENING DAY AGE:** 23
HIGH SCHOOL: Germany High School (CA) **COLLEGE:** Cal Poly San Luis Obispo
HOW ACQUIRED: Signed as a 12th-round selection in the 2015 First-Year Player Draft
SIGNED BY: Josh Emmerick (Padres)
CAREER NOTES: 2015: Named a Northwest League Mid-Season All-Star...named the MiLB.com Top Star of the Northwest League vs. Pioneer League All-Star Game after delivering a walk-off RBI single to give the Northwest League a 6-5 victory in 10 innings.

YR	CLUB	AVG	G	AB	R	H	2B	3B	HR	RBI	SH	SF	HP	BB	SO	SB	CS	OBP	SLG	E
2015	Tri-City (A)	.267	67	270	45	72	9	4	2	30	3	1	2	34	40	6	1	.352	.352	5
2016	Fort Wayne (A)	.237	125	459	53	109	15	2	1	31	13	4	2	54	80	1	5	.318	.285	13
	Minor League Totals	.248	192	729	98	181	24	6	3	61	16	5	4	88	120	7	6	.331	.310	18



SCOUTING & PLAYER DEVELOPMENT

VASQUEZ, JUAN M.

C

HT: 5-11

WT: 180

B/T: R/R

HOMETOWN: Dominican Republic

BORN: September 7, 1999 in Dominican Republic

OPENING DAY AGE: 17

HOW ACQUIRED: Signed as an International free agent: July 2, 2016

SIGNED BY: Ysrael Rojas (Padres)

VERBITSKY, BRYAN CHRISTOPHER

RHP

HT: 5-11

WT: 205

B/T: R/R

HOMETOWN: Levittown, NY

BORN: June 11, 1992 in Levittown, NY

OPENING DAY AGE: 24

HIGH SCHOOL: Island Trees High School (NY)

COLLEGE: Hofstra (NY)

HOW ACQUIRED: Signed as a third-round selection in the 2013 First-Year Player Draft

SIGNED BY: Jim Bretz (Padres)

CAREER NOTES: 2014: Named a Northwest League Mid-Season All-Star.

YR	CLUB	W-L	ERA	G	GS	CG	SHO	SV	IP	H	R	ER	HR	HB	BB	SO	WP	BK	AVG
2013	Eugene (A)	0-6	4.01	14	14	0	0	0	49.1	42	25	22	2	2	38	47	2	0	.239
2014	Lake Elsinore (A)	0-1	5.40	1	1	0	0	0	3.1	3	2	2	2	0	6	2	0	0	.231
	Fort Wayne (A)	0-1	13.50	3	2	0	0	0	8.0	16	13	12	1	0	5	8	2	0	.410
	Eugene (A)	2-2	1.67	23	0	0	0	10	27.0	13	6	5	0	0	10	42	0	0	.144
2015	Fort Wayne (A)	0-0	3.00	25	0	0	0	3	36.0	29	17	12	1	2	17	38	2	1	.216
	Lake Elsinore (A)	1-2	4.18	21	0	0	0	1	28.0	30	17	13	2	0	11	33	1	0	.268
2016	Lake Elsinore (A)	0-0	0.00	2	0	0	0	0	3.0	4	0	0	0	0	1	3	0	0	.286
Minor League Totals		3-12	3.84	89	17	0	0	14	154.2	137	80	66	8	4	88	173	7	1	.237

VILLALOBOS, JANIGSON JOSE

C

HT: 5-9

WT: 195

B/T: R/R

HOMETOWN: Maracaibo, Venezuela

BORN: May 10, 1997 in Maracaibo, Venezuela

OPENING DAY AGE: 19

HOW ACQUIRED: Signed as a International free agent: March 5, 2016

YR	CLUB	AVG	G	AB	R	H	2B	3B	HR	RBI	SH	SF	HP	BB	SO	SB	CS	OBP	SLG	E
2016	DSL Padres (R)	.234	34	94	17	22	0	0	1	17	0	4	3	34	19	2	3	.437	.266	5

VILTER, NICHOLAS PAUL SPRINGER (NICK)

INF

HT: 6-4

WT: 220

B/T: R/R

HOMETOWN: Seal Beach, CA

BORN: October 6, 1993 in Seal Beach, CA

OPENING DAY AGE: 23

HIGH SCHOOL: Los Alamitos High School (CA)

COLLEGE: University of California, Riverside

HOW ACQUIRED: Signed as a ninth-round selection in the 2014 First-Year Player Draft

SIGNED BY: Josh Emmerick (Padres)

YR	CLUB	AVG	G	AB	R	H	2B	3B	HR	RBI	SH	SF	HP	BB	SO	SB	CS	OBP	SLG	E
2014	AZL Padres (R)	.111	3	9	2	1	0	0	0	1	0	0	1	1	2	0	0	.273	.111	0
	Eugene (A)	.216	23	74	11	16	4	1	0	8	1	0	4	15	21	1	1	.376	.297	5
2015	Fort Wayne (A)	.155	24	71	6	11	2	1	0	8	1	1	6	7	18	0	0	.282	.211	3
	Tri-City (A)	.234	44	145	21	34	11	0	1	19	1	1	9	19	49	3	1	.356	.331	3
2016	San Antonio (AA)	.000	1	3	0	0	0	0	0	0	0	0	0	0	0	0	0	.000	.000	0
	Lake Elsinore (A)	.000	8	20	3	0	0	0	0	0	0	0	0	1	9	0	0	.048	.000	0
	Fort Wayne (A)	.218	29	78	9	17	6	0	2	11	3	2	6	17	29	0	0	.388	.372	1
Minor League Totals		.198	132	400	52	79	23	2	3	47	6	4	26	60	128	4	2	.337	.288	12

VIZCARRA, GILBERTO

C

HT: 5-10

WT: 180

B/T: R/R

HOMETOWN: Mexicali, Baja California, Mexico

BORN: March 1, 1999 in Mexicali, Baja California, Mexico

OPENING DAY AGE: 18

HOW ACQUIRED: Signed as an International free agent: October 17, 2016

SIGNED BY: Bill McLaughlin and Emanuel Rangel (Padres)

WARD, JAMES NELSON (NELSON)

INF

HT: 5-11

WT: 175

B/T: L/R

HOMETOWN: Marietta, GA

BORN: August 6, 1992 in Marietta, GA

OPENING DAY AGE: 24

HIGH SCHOOL: Lassiter High School (GA)

COLLEGE: Georgia

HOW ACQUIRED: From the Seattle Mariners along with RHP Enyel De Los Santos in exchange for RHP Joaquin Benoit: November 12, 2015

SIGNED BY: Dustin Evans (Mariners)

CAREER NOTES: 2014: Originally signed by the Mariners as a 12th-round selection in the 2014 First-Year Player Draft.

YR	CLUB	AVG	G	AB	R	H	2B	3B	HR	RBI	SH	SF	HP	BB	SO	SB	CS	OBP	SLG	E
2014	Pulaski (R)	.350	11	40	6	14	3	1	1	8	1	0	0	4	7	5	1	.409	.550	0
	Everett (A)	.223	31	94	12	21	2	1	2	11	0	1	1	16	17	3	3	.339	.330	2
	Clinton (A)	.232	18	56	8	13	3	2	0	3	2	1	0	4	10	3	3	.279	.357	2
2015	Clinton (A)	.270	46	163	27	44	7	7	2	16	3	0	0	26	41	5	4	.370	.436	4
	Bakersfield (A)	.282	76	291	54	82	12	6	7	39	8	1	4	33	83	8	3	.362	.436	9
2016	San Antonio (AA)	.221	123	453	55	100	15	2	6	28	8	4	7	56	126	31	9	.313	.302	16
Minor League Totals		.250	305	1097	162	274	42	19	18	105	22	6	12	139	284	55	23	.339	.372	33

SCOUTING & PLAYER DEVELOPMENT

WEICKEL, CHARLES WALKER (WALKER)

RHP

HT: 6-6 **WT:** 195 **B/T:** R/R **HOMETOWN:** Orlando, FL
BORN: November 14, 1993 in Orlando, FL **OPENING DAY AGE:** 23
HIGH SCHOOL: Olympia High School (FL)
HOW ACQUIRED: Signed as a compensation-round (55th overall) selection in the 2012 First-Year Player Draft
SIGNED BY: Willie Bosque (Padres)

YR	CLUB	W-L	ERA	G	GS	CG	SHO	SV	IP	H	R	ER	HR	HB	BB	SO	WP	BK	AVG
2012	AZL Padres (R)	1-3	4.50	9	6	0	0	0	14.0	16	17	7	0	0	6	12	2	0	.262
2013	Fort Wayne (A)	3-6	5.04	24	23	0	0	0	110.2	125	72	62	8	8	43	82	5	0	.283
2014	Fort Wayne (A)	1-8	6.32	15	15	0	0	0	72.2	94	65	51	8	6	34	39	12	0	.308
	AZL Padres (R)	1-0	1.29	2	2	0	0	0	7.0	5	1	1	0	1	2	3	0	0	.208
	Eugene (A)	0-3	6.09	7	7	0	0	0	34.0	47	31	23	3	5	17	20	7	1	.318
2015	Lake Elsinore (A)	1-0	4.38	8	1	0	0	0	12.1	16	9	6	1	0	6	10	3	0	.302
2016	Tri-City (A)	0-1	3.86	4	0	0	0	0	7.0	7	4	3	0	0	3	5	2	0	.269
	AZL Padres (R)	0-0	12.00	2	2	0	0	0	3.0	4	4	4	2	1	0	2	0	0	.333
Minor League Totals		7-21	5.42	71	56	0	0	0	260.2	314	203	157	22	21	111	173	31	1	.293

WEIR, TYLER JORDAN (T.J.)

RHP

HT: 6-0 **WT:** 205 **B/T:** R/R **HOMETOWN:** Kokomo, IN
BORN: September 15, 1991 in Kokomo, IN **OPENING DAY AGE:** 26
HIGH SCHOOL: Kokomo High School (IN)
COLLEGE: Ball State University
HOW ACQUIRED: Signed as a 17th-round selection in the 2014 First-Year Player Draft
SIGNED BY: Matt Thomas (Padres)
CAREER NOTES: 2016: Earned California League Player of the Week honors for Lake Elsinore for the week ending in May 29.

YR	CLUB	W-L	ERA	G	GS	CG	SHO	SV	IP	H	R	ER	HR	HB	BB	SO	WP	BK	AVG
2014	AZL Padres (R)	2-0	0.42	12	6	0	0	0	21.2	11	2	1	0	0	6	24	1	1	.151
2015	Fort Wayne (A)	5-4	4.15	37	3	0	0	2	73.2	70	41	34	4	2	24	84	4	2	.247
2016	San Antonio (AA)	3-4	6.02	16	7	0	0	0	49.1	54	35	33	6	2	19	45	5	0	.283
	Lake Elsinore (A)	3-2	1.50	18	3	0	0	0	36.0	26	8	6	1	1	10	45	3	0	.205
Minor League Totals		13-10	3.69	83	19	0	0	2	180.2	161	86	74	11	5	59	198	9	3	.239

WHITE, CHARLES (BOOMER)

INF

HT: 5-10 **WT:** 195 **B/T:** R/R **HOMETOWN:** Houston, TX
BORN: July 28, 1993 in Houston, TX **OPENING DAY AGE:** 23
HIGH SCHOOL: Memorial High School (TX)
COLLEGE: Texas A&M
HOW ACQUIRED: Signed as a 10th-round selection in the 2016 First-Year Player Draft
SIGNED BY: Steven Baker (Padres)

YR	CLUB	AVG	G	AB	R	H	2B	3B	HR	RBI	SH	SF	HP	BB	SO	SB	CS	OBP	SLG	E
2016	Tri-City (A)	.213	61	230	25	49	11	1	0	21	0	2	4	19	34	3	3	.282	.270	11

WILLIAMS, JAQUEZ SHARIF

INF

HT: 6-3 **WT:** 215 **B/T:** L/R **HOMETOWN:** Sharpsburg, GA
BORN: November 16, 1997 in Sharpsburg, GA **OPENING DAY AGE:** 19
HIGH SCHOOL: East Coweta High School (GA)
HOW ACQUIRED: Signed as a 18th-round selection in the 2016 First-Year Player Draft.
SIGNED BY: Tyler Stubblefield (Padres)

YR	CLUB	AVG	G	AB	R	H	2B	3B	HR	RBI	SH	SF	HP	BB	SO	SB	CS	OBP	SLG	E
2016	AZL Padres (R)	.169	26	89	11	15	5	2	1	12	0	0	0	9	40	0	0	.245	.303	7

WINGENTER, ANTHONY JAMES (TREY)

RHP

HT: 6-7 **WT:** 200 **B/T:** R/R **HOMETOWN:** Madison, AL
BORN: April 15, 1994 in Huntsville, AL **OPENING DAY AGE:** 22
HIGH SCHOOL: Bob Jones High School (AL)
COLLEGE: Auburn
HOW ACQUIRED: Signed as a 17th-round selection in the 2015 First-Year Player Draft
SIGNED BY: Steve Moritz (Padres)

YR	CLUB	W-L	ERA	G	GS	CG	SHO	SV	IP	H	R	ER	HR	HB	BB	SO	WP	BK	AVG
2015	Tri-City (A)	0-1	12.00	6	0	0	0	0	9.0	14	12	12	0	0	4	11	0	0	.350
	AZL Padres (R)	1-1	2.79	6	0	0	0	0	9.2	10	7	3	0	1	3	5	4	0	.250
2016	San Antonio (AA)	0-0	0.00	1	0	0	0	1	3.0	0	0	0	0	0	1	5	1	0	.000
	Lake Elsinore (A)	2-1	2.03	30	0	0	0	4	44.1	36	10	10	0	3	17	46	2	0	.229
	Fort Wayne (A)	1-0	0.82	8	0	0	0	4	11.0	6	3	1	0	1	2	14	1	1	.162
Minor League Totals		4-3	3.04	51	0	0	0	9	77.0	66	32	26	0	5	27	81	8	1	.233



SCOUTING & PLAYER DEVELOPMENT

YARDLEY, ERIC CHRISTIAN RHP

HT: 6-0 **WT:** 165 **B/T:** R/R **HOMETOWN:** Richland, WA
BORN: August 18, 1990 in Richland, WA **OPENING DAY AGE:** 26
HIGH SCHOOL: Richland High School (WA) **COLLEGE:** Seattle (WA)

HOW ACQUIRED: Signed as a non-drafted free agent: July 21, 2013

SIGNED BY: Justin Baughman (Padres)

CAREER NOTES: 2015: Named a California League Mid-Season All-Star...named to the Arizona Fall League's Rising Stars game after the season.

YR	CLUB	W-L	ERA	G	GS	CG	SHO	SV	IP	H	R	ER	HR	HB	BB	SO	WP	BK	AVG
2013	Taos (IND)	0-0	4.15	3	0	0	0	0	4.1	4	5	2	0	0	7	3	1	0	--
	Trinidad (IND)	0-0	1.80	4	0	0	0	0	5	5	3	1	1	0	1	7	0	1	--
	AZL Padres (R)	2-0	1.89	12	0	0	0	2	19.0	15	5	4	0	1	2	18	1	0	.205
2014	Fort Wayne (A)	2-4	2.95	42	0	0	0	3	58.0	48	24	19	1	4	10	52	1	0	.218
	San Antonio (AA)	0-0	3.00	4	0	0	0	0	6.0	3	2	2	0	1	4	7	0	0	.150
2015	Lake Elsinore (A)	2-4	2.72	47	0	0	0	16	59.2	66	20	18	2	4	14	49	2	0	.284
	San Antonio (AA)	0-1	5.14	5	0	0	0	0	7.0	10	4	4	2	0	2	1	0	0	.385
2016	El Paso (AAA)	3-0	2.85	37	2	0	0	3	53.2	58	19	17	5	1	13	37	0	0	.286
	San Antonio (AA)	0-2	3.18	12	0	0	0	1	17.0	17	7	6	0	2	3	10	0	0	.274
Minor League Totals		9-11	2.86	159	2	0	0	25	220.1	217	81	70	10	13	48	174	4	0	.260
Independent League Totals		0-0	2.89	7	0	0	0	0	9.1	9	8	3	1	0	8	10	1	1	--

YOUNG, GEORGE K. (G.K.) INF

HT: 6-1 **WT:** 225 **B/T:** L/R **HOMETOWN:** Conway, SC
BORN: October 17, 1994 in Conway, OH **OPENING DAY AGE:** 22
HIGH SCHOOL: Conway High School (SC) **COLLEGE:** Coastal Carolina University (SC)
HOW ACQUIRED: Signed as a 31st-round selection in the 2016 First-Year Player Draft.

YR	CLUB	AVG	G	AB	R	H	2B	3B	HR	RBI	SH	SF	HP	BB	SO	SB	CS	OBP	SLG	E
2016	Tri-City (A)	.209	47	177	13	37	8	0	4	22	0	3	1	21	63	1	0	.292	.322	7

ZIMMERMAN, MARK RHP

HT: 6-0 **WT:** 195 **B/T:** L/R **HOMETOWN:** Akron, OH
BORN: March 29, 1994 in Akron, Ohio **OPENING DAY AGE:** 23
HIGH SCHOOL: Green High School (OH) **COLLEGE:** Baldwin-Wallace University (OH)
HOW ACQUIRED: Signed as a 33rd-round selection in the 2016 First-Year Player Draft
SIGNED BY: Matt Maloney (Padres)

YR	CLUB	W-L	ERA	G	GS	CG	SHO	SV	IP	H	R	ER	HR	HB	BB	SO	WP	BK	AVG
2016	Lake Elsinore (A)	0-0	2.20	12	0	0	0	1	16.1	12	6	4	2	1	4	14	1	0	.200
	Tri-City (A)	1-2	0.86	10	0	0	0	0	21.0	15	4	2	0	2	4	31	5	0	.197
Minor League Totals		1-2	1.45	22	0	0	0	1	37.1	27	10	6	2	3	8	45	6	0	.199

ZUNICA, BRADLEY LAWRENCE (BRAD) INF

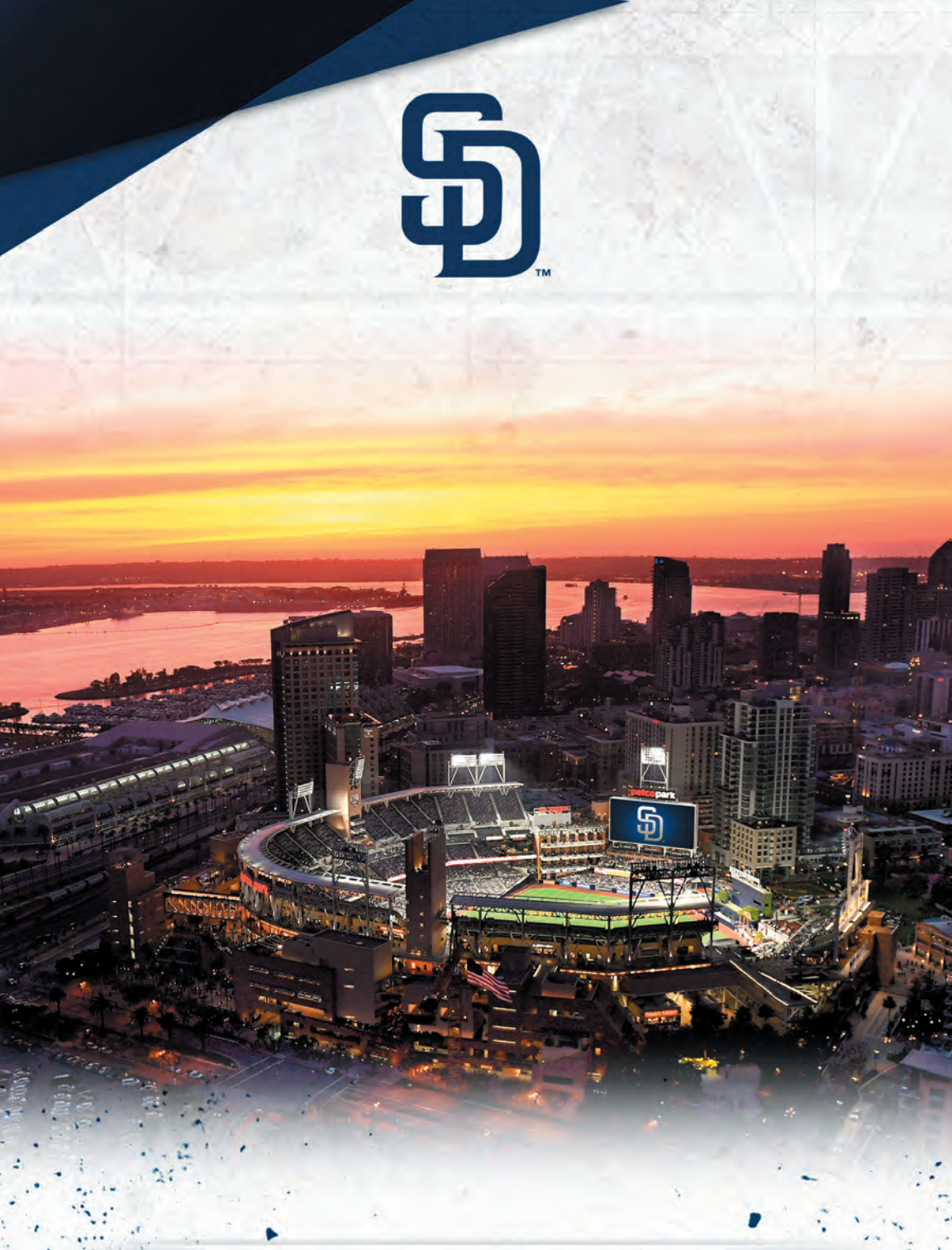
HT: 6-6 **WT:** 254 **B/T:** L/R **HOMETOWN:** Bradenton, FL
BORN: October 21, 1995 in Harvey, IL **OPENING DAY AGE:** 21
HIGH SCHOOL: Lakewood Ranch High School (FL) **COLLEGE:** State College of Florida, Manatee-Sarasota

HOW ACQUIRED: Signed as a 15th-round selection in the 2015 First-Year Player Draft

SIGNED BY: Chris Kelly (Padres)

CAREER NOTES: MISC: Also attended the University of Miami as a freshman in 2014.

YR	CLUB	AVG	G	AB	R	H	2B	3B	HR	RBI	SH	SF	HP	BB	SO	SB	CS	OBP	SLG	E
2015	AZL Padres (R)	.271	35	129	21	35	8	0	7	24	0	0	1	10	40	0	1	.329	.496	5
2016	Fort Wayne (A)	.242	110	401	48	97	22	0	14	61	0	3	6	25	156	0	0	.294	.401	12
Minor League Totals		.249	145	530	69	132	30	0	21	85	0	3	7	35	196	0	1	.303	.425	17



MISCELLANEOUS



PETCO PARK INFORMATION



OPENING DAY: April 8, 2004

PETCO PARK ADDRESS: 19 Tony Gwynn Drive...the Padres announced the address during post-game ceremonies honoring "Mr. Padre," Tony Gwynn, following the last game of his 20-year playing career on October 7, 2001...the frontage road between Park Blvd. and Seventh Avenue was officially renamed Tony Gwynn Drive on March 11, 2004.

OFFICE ADDRESS: 100 Park Blvd., San Diego, CA 92101

OWNERSHIP: Owned 70 percent by the City of San Diego and 30 percent by the San Diego Padres for 30 years (through 2034), and 100 percent by the City thereafter.

BALLPARK OPERATOR: San Diego Padres Baseball Club, under a Joint Use & Management Agreement (JUMA) with City of San Diego.

NAMING RIGHTS SPONSOR: Petco Animal Supplies, Inc., San Diego, CA.

CAPACITY: 40,209 fixed seats, plus ADA accessible seating, ticking for numerous group/social spaces, and additional "Park Passes" that provide access to standing room locations throughout the ballpark and lawn seating in the Park at the Park.

SECURITY: Prior to the 2015 season, as part of a Major League Baseball initiative to strengthen and standardize security practices across the League, CEIA walk-through metal detectors were installed at all Petco Park entry gates and access points. In addition to pre-existing bag checks prior to entry, all guests must now be screened prior to entering the ballpark, with no exceptions.

PLAYING SURFACE: Bandera Bermuda overseeded with Ryegrass.

FIELD DIMENSIONS: Prior to the 2013 season, the Padres altered the dimensions of Petco Park. From the right field porch to the right center gap, the wall was moved in 11 feet, and at the deepest point in left center field, the fence was moved in from 402 feet to 390 feet. After the 2014 season, the club improved the left field seating area and in doing so, brought in the left field and left center field wall four feet.

Left-Field Foul Line: 336 feet

Left-Center: 386 feet

Straightaway Center Field: 396 feet

Right-Center: 391 feet

Right-Field Foul Line: 322 feet

OUTFIELD FENCES: Five feet tall from the Down the Line Suite presented by AMR in the corner of the Western Metal Supply Co. Building to the left field wall...seven feet tall from the left-field wall to the door that leads to the Padres bullpen at which point it increases to eight feet tall to the right side of the batter's eye. Prior to the 2016 season, the wall in front of the Sun Diego Beach and the Craft Pier presented by Ballast Point was reduced from seven feet, ten inches tall to five feet, two inches tall. At the right field wall, it goes back to eight feet tall for the 140-foot length of the wall and LED display...the fence tapers down to seven feet, six inches tall along the side of the trapezoid

HIGH-DEF MAKEOVER

- Prior to the 2016 season, a new LED ribbon board (3.5-foot tall by 70-foot wide) manufactured by Daktronics was installed along the fascia of the top level of The Pier in right-center field.
- Prior to the start of the 2015 season, the Padres installed a state-of-the-art high definition video board.
- The board measures 61.2-foot tall by 123.6-foot wide, covering 7,564.32 square feet, the third-largest in Major League Baseball and the largest in the National League (Safeco Field, 56.7' x 201.5' - 11,425 sq. ft. and Kauffman Stadium, 105' x 84' - 8,820 sq. ft.).
- The video board itself, provided by Daktronics, is nearly five times the size of the previous video screen (30-foot tall by 53-foot wide; 1,590 square feet), which was in place since 2004 when Petco Park opened.
- The entire board can be run full-screen to show live action or video replays, or it can be split into sections for statistical information, graphics and animations.
- The video board's resolution is 1224x2472, with 3,025,728 total pixels.
- In addition, the new video board was accompanied by new LED ribbon boards spanning nearly 750 feet along the first and third base lines on the Toyota Terrace Level (3.6-foot tall), as well as on the left field grandstand fascia (7.5 foot tall by 130-foot wide).
- As part of the upgrade, Sony has also provided a state-of-the-art HD control room, including in-house production, broadcast and entertainment systems.
- Eight mini scoreboards located under overhangs in the seating bowl on the field level were also replaced and upgraded, as well as new 60" Sony TVs in the same areas.

that forms the Home Run Porch in right field...remains at seven feet, six inches tall along the front of the Home Run Porch, and tapers back up to 10 feet tall along the side of the trapezoid that connects to the right field foul pole (the length of the fence that forms the Home Run Porch is 15 feet, 9 inches along the side nearest to center field, 25 feet, 3 inches along the front of the Home Run Porch at the first row of seats, and 15 feet, 9 inches along the side that connects to the right field foul pole).

LIGHTING: Petco Park took another major step toward energy efficiency and sustainability prior to the 2016 season, with the installation of Musco's SportsCluster® LED™ system, in partnership with Cisterra Development. The Padres are the first team in the National League to install LED lighting. With specially designed optics, the new system cuts glare both inside and outside the ballpark, enhances television broadcasts and provides a stage-like atmosphere for spectators. Petco Park is now 100 percent LED.

Ten "racks," encompassing 460 light fixtures, all with 1,200-watt

PETCO PARK INFORMATION

bulbs, except for 110, 130-watt housekeeping bulbs...the tallest light standards, which are in a vertical configuration, are atop the First Base and Third Base Towers – 205 feet above the playing field...other light standards, in a conventional horizontal configuration, are 190 feet above the field

SIGHT LINES: Designed to provide the best and closest views of the game in Major League Baseball, re-directed seating angles maximize sight lines for baseball and comfort...all seats down the lines are angled toward home plate, in a conventional horizontal configuration, are 190 feet above the field

SEAT SPECIFICATIONS: Prior to the 2016 season, 222 new seats manufactured by American Seating were installed in the Lexus Home Plate Club. Fixed seats elsewhere around the ballpark are manufactured by Hussey Seating and measure 19, 20 or 21 inches in width, depending on location...all seats are Pacific Blue in color.

PARK AT THE PARK VIDEO BOARD: Upgraded in 2014, the video board on the back of the Batter's Eye, facing the Park at the Park, is 17-feet high by 29-feet wide.

RIGHT FIELD LED RIBBON BOARD: In 2013, new LED ribbon boards were added to right field...upper right field board measures 6-feet high by 192-feet wide and the right field wall board measures 7-feet high by 104-feet wide...both boards provided by Daktronics.

AUDIO SYSTEM: Prior to the start of the 2014 season, Daktronics installed several new distributed loudspeakers in numerous locations, replaced speakers in other areas of the park as well as completely retuned the entire sound system to provide a base level of uniform system operations...all systems are tied together using the latest state-of-the-art Digital Signal Processing Systems.

CONCOURSE FLOORING: Between 2014 and 2015, approximately 255,000 square feet of concourse flooring was replaced with decorative waterproof, flake flooring system manufactured by Neogard and installed locally by KTM Coating.

DUGOUTS: The Padres dugout is located on the first-base side and is 57 feet long by 14 feet wide...the visitors', on the third-base side, is 46 feet long by 14 feet wide...both dugouts have steps that lead to the field for half their length, and a rail on the other half.

BACKSTOP NETTING: New backstop netting was installed prior to the 2016 season separating spectators behind home plate from the field of play. The netting, manufactured by Promats® Athletics, features the latest technology to minimize the appearance of the net and provide an optimal viewing experience, while maintaining high safety standards. The netting was extended in width from inside the home dugout to inside the visitor's dugout, in accordance with Major League Baseball's newest recommendations.

BULLPENS: The Padres bullpen in left field is 87' 8" long by 27' 8" wide, and elevated 3' 6" above field level...the visitors' bullpen was re-located from the field before the 2013 season...is now tiered behind the home bullpen, elevated another 3' 6". It is 80' 11" long and 27' wide. The visiting team pitches east to west, while the home team pitches west to east. Each bullpen has a separate entrance to the playing field.

BATTER'S EYE: Background for batters in center field is painted Pacific Blue, except for the side facing the Park at the Park, which is covered with green ivy...the structure houses an equipment storage room on the Field Level and "The Batter's Eye Porch," a pre- and post-game and special event area 30 feet high by 80 feet long in the Park at the Park...above this is a security command post and a 10-foot rotational sign that provides a solid background when batters are at home plate and offsets rotating panels between innings.

RETIRED NUMBERS: Prior to the 2016 season, Padres retired numbers were relocated from the top of the batter's eye to a more prominent location inside Home Plate Plaza, where fans can see them up close and take photos with them. In addition, retired numbers are now positioned on the upper deck façade behind home plate, above the Jerry Coleman Broadcast Center and adjacent press box. The numbers -- No. 6, Steve Garvey; No. 19, Tony Gwynn; No. 31, Dave Winfield; No. 35, Randy Jones; No. 51, Trevor Hoffman; No. 42, Jackie Robinson (retired throughout Major League Baseball in 1997) -- are flanked by the players' first and last name in white -- the start of a Padres' ring of honor around the upper deck.

PADRES HALL OF FAME

- The Padres Hall of Fame presented by Sony, showcasing

the history of the San Diego Padres and baseball in San Diego, opened at Petco Park on July 1, 2016. Located on K Street just inside the Gaslamp Gate, the Padres Hall of Fame features a five-panel media wall, an 80-foot-long, in-depth timeline, a state-of-the-art 4K interactive theater, and historical memorabilia throughout. The centerpiece of the space is 13 two-sided illuminated panels dedicated to each current member of the Padres Hall of Fame. The panels depict imagery of these legendary Padres, while telling the story of their career highlights and personal achievements.

TEAM CLUBHOUSE FACILITIES

- Clubhouses are located on the Field Level, with direct access to the dugouts and service corridor.
- The home clubhouse is approximately 16,500 square feet, including a 3,560 square foot locker room with 40 cubicles (4 feet wide), configured in a circle...the home clubhouse includes a 240 square foot video coaching area located near the home (first base) dugout, with access from inside and outside the clubhouse...other facilities include a 7,580 square foot, fully-equipped weight and exercise room, dry sauna, hydrotherapy room, player lounge and kitchen, manager's office, coaches' locker room, rehab room, medical facilities, offices, laundry, media interview room and storage.
- The visitors' clubhouse is approximately 8,990 square feet, including a 2,140 square foot locker room with 40 cubicles, training room, manager's office, coaches' locker room, weight and exercise room, player lounge and kitchen, laundry and storage.
- Internal batting and pitching tunnels (two for the home team, one for the visiting team) are located on the Service Level with access to the clubhouses and are fully-equipped, including cameras for video recording...tunnels are sized to accommodate two batters and/or two pitchers.
- Views to the home batting tunnel are available from the Lexus Home Plate Club through one-way glass so club patrons can observe players at work.
- Other facilities include an auxiliary locker room (approximately 2,040 square feet), with an operable partition, the umpires' locker room (approximately 910 square feet), a home team family waiting room, a visiting team family waiting room and a greenroom/VIP dressing room.

SEATING DECKS: Three (Field Level, Toyota Terrace Level, Upper Deck).

PARK AT THE PARK: A landscaped park of 2.8 acres beyond the outfield fence, featuring a video board on the back of the Batter's Eye, Picnic Hill (gently sloped area for lawn seating with views of the game and video board), "tot lot" play area, children's baseball diamond and portable concessions.

- Petco Park is the first Major League ballpark since Forbes Field in Pittsburgh (closed in 1970) to have a park adjacent to the outfield...The Park at the Park is a ticketed area and vital part of the baseball experience on game days, including admission to conveniences and amenities of the seating bowl with a Park Pass during ticketed events...it functions as a special events venue when there is no game and as a neighborhood park daily.

WESTERN METAL SUPPLY CO. BUILDING: The historic brick warehouse that housed the Western Metal Supply Company, which dates to 1909 and has ties to the Old West, was renovated and incorporated into the ballpark, with the left-field foul pole attached to its southeastern corner...the building holds the Padres Majestic Team Store on the first floor, 12 party suites (available on an individual game basis) on the second and third floors, a restaurant with terrace dining on the fourth floor, and another restaurant and group space on the rooftop, 80 feet above field level.

WI-FI: Introduced in 2012, the Padres provide wireless internet access to fans at Petco Park in partnership with Verizon.

OTHER UNIQUE FEATURES

- In 2016, the Padres unveiled a two-level social space in right-center field inspired by San Diego's beach lifestyle, featuring pilings and decking constructed from environmentally friendly recycled composite wood. The lower level, the Sun Diego Beach, is utilized as a group space, while the upper level,



PETCO PARK INFORMATION

The Craft Pier presented by Ballast Point, is a multi-use area. In total, the space accommodates nearly 600 people in a standing room only capacity. The space was constructed in the location previously occupied by The Beachers seating area and The Beach play area. As part of the design, the children's sand play area was preserved and relocated to a space along K Street, further removed from the playing field and safe from balls in play. Partners on this project were San Diego-based architecture firm Larimer Design and Clark Construction.

- 2015's left field renovation project included the debut of several new social spaces and seating areas, including The Landing presented by Estrella Jalisco, a private 300-person group space immediately below the video board and the Down the Line Suite presented by AMR on the ground floor of the Western Metal Supply Co. Building. Also introduced in 2015 was the Hideaway presented by Deep Eddy Vodka down the left field line on the Toyota Terrace level.
- The On-Deck Suite, introduced in 2014, is an eight-person suite next to the visitor's dugout, giving fans an unprecedented view of the action... closer to the batter's box than the pitcher on the mound is.
- The T-Mobile Home Run Deck, created in 2013, is nestled just beyond the wall in right field and houses 56 seats.
- Unveiled in 2016, The Barkyard presented by Petco consists of six semi-private, premium dog-friendly box seats in Petco Park's left-center field, available for every Padres home game. Each of the six boxes in The Barkyard can accommodate up to four people and two dogs. The Barkyard features a designated entrance from K Street in the Park at the Park, a check-in area staffed by a Petco brand ambassador, and a watering station near check-in. A Padres pet concierge is on-hand to escort fans and their dogs to and from The Barkyard. Conveniently located just a short walk from the designated Pet Relief Area in the Park at the Park, The Barkyard is tailored to a dog's needs. Each box offers umbrellas to protect dogs from the sun and specially selected easy-to-clean artificial turf that does not retain heat, to ensure every pup's paws stay cool.



- Picnic Terraces, to the left of the Batter's Eye, have tiered picnic tables and are intended primarily as a group sales area.
- Palm Court Plaza, with 13 palm trees and 13,588 bricks, of which 10,842 are personalized, commemorative bricks.
- Omni San Diego Hotel and The Metropolitan (36 luxury condominiums on the top 11 floors of the hotel) connected to the main concourse by a pedestrian skybridge.
- The audio and video graphics to celebrate Padres players' home runs at Petco Park have a distinct military and nautical flavor. The sound of a ship's horn is an actual recording of the horn of the Navy's USS Ronald Reagan (CVN-76) nuclear aircraft carrier, which was formerly home-ported in San Diego. To accompany the horn, fireworks blast from the top of the video board during night games.

ARCHITECTURAL FEATURES

- Seating bowl "fractured" by first base and third base Towers housing vertical light standards and other elements to create distinctive "seating neighborhoods."
- First base and third base Garden Buildings house concession areas, premium seating club membership lounges, offices, restrooms and other programming elements usually housed inside a ballpark.
- Spacious concourses and terraces afford outstanding views of San Diego Bay, Coronado Bay Bridge, downtown skyline, Pacific sunsets, glimpses of Balboa Park and mountains to the east.

LANDSCAPE

- Entire ballpark is designed and landscaped to "be a garden."
- Landscape includes plants inside as well as outside, vines and flowering vegetation spilling over bridges, walkways and trellises.

MORE THAN A BALLPARK

In addition to serving as the home of the Padres, Petco Park also hosts concerts, special events and other sporting events. In November 2016, it hosted the second annual nine-hole golf event The Links at Petco Park, in partnership with Callaway Golf. The venue transitioned into an outdoor hoops arena in 2015 for the Bill Walton Basketball Festival, featuring a week of community events, tournaments and high school games, culminating in the SDSU vs. USD men's basketball game. Finally, Petco Park hosted its second Holiday Wonderland event in December 2015, where guests experienced the magic of the holidays throughout the ballpark. In early 2017, the park welcomed monster trucks and dirt bikes back, as host of Monster Jam and Monster Energy Supercross. The inaugural World Baseball Classic semi-finals and final were played at Petco Park in 2006, with the site playing host to second-round games in 2009 and again in 2017. Petco Park has hosted the 2014 Davis Cup, The USA SEVENS Rugby tournament, and international soccer matches including the Tijuana Xolos. Petco Park also serves as a year-round concert venue, having hosted The Rolling Stones (November 2005 and May 2015), Madonna (November 2008) Sir Paul McCartney (September 2014), Taylor Swift (August 2015), and most recently, Billy Joel (May 2016). In August 2017, Metallica will play Petco Park.

- Wall of flowing water at Home Plate Plaza captures the spirit of San Diego's casual, coastal lifestyle.
- Garden Buildings feature bougainvillea and colorful planters. Jacaranda trees line the main entrance, Home Plate Plaza features coral trees at the top of the staircase and palms, and Palm Court Plaza features signature palm trees.
- Park at the Park features landscaped lawn, flowering trees, shrubs, gardens with perennials and annuals selected to bloom in sequence throughout the year, and plantings that evoke the gardens of Balboa Park and the flower fields of Carlsbad.
- Landscape and vegetation selected to be "water-wise," low allergenic, and environmentally responsible, requiring minimal use of pesticides and toxic chemicals.

ENVIRONMENTAL FEATURES: An agreement with the Environmental Health Coalition comprehensively addressed issues of air and water quality, urban runoff, removal of hazardous materials, and use of pesticides and toxic chemicals in the construction and operation of the ballpark... progressive recycling and waste management programs also help make Petco Park one of the greenest ballparks in Major League Baseball.

CONCESSIONAIRE/FOOD SERVICE AND RETAIL PROVIDER: Delaware North Companies' Sportservice Corporation.

PADRES MAJESTIC TEAM STORE: On the ground floor of the Western Metal Supply Co. Building, with entrances from Seventh Ave. and Palm Court Plaza.

ENTRANCE/EXIT GATES:

- Home Plate Plaza at Park Blvd. and Tony Gwynn Drive
- Palm Court Plaza at Gaslamp Gate, Seventh Ave. and K St.
- East Village Gate at 10th Avenue and K Street
- Park Boulevard Gate at 10th Avenue
- Downtown Gate to Park at the Park at Eighth Ave. and J St.
- Balboa Gate to Park at the Park at Ninth Avenue and J St.

POINTS OF ENTRY: 44

TICKET WINDOWS: 38 total – 31 open to the street and seven internal

- Home Plate Plaza: 18 windows, street level, shaded
- Western Metal Building: nine windows, all open to street
- Right Field Grandstand: six windows, four open to street, two to concourse
- The Mercado: three windows, advance sales, open to Main Concourse
- First Base Tower: two windows, advance sales and Padres Ticket Office

ACCESSIBILITY:

- At least 1% of all fixed seats are semi-ambulant, and at least 1% is reserved for wheelchair and companion with removable arm seats.
- Wheelchair and companion seating is available in all seating categories, dispersed proportionately throughout the three seating levels, and equally distributed in areas exposed to the sun and in shade.

PETCO PARK INFORMATION

MR. PADRE

The nine-foot, 1,200-pound bronze likeness of "Mr. Padre" was unveiled at the Park at the Park prior to the Padres-Phillies game on July 21, 2007 as part of "Tribute to Tony Weekend," honoring the 2007 National Baseball Hall of Fame inductee. The statue was molded by sculptor William Behrends, whose artistic credits include a statue of Willie Mays at San Francisco's AT&T Park. The statue and surrounding plaza includes bricks with personalized messages from fans to Gwynn.



- All concession stands are accessible.
- All restrooms are equipped with accessible water closets.
- All ramps and elevators were designed to exceed federal and state requirements for people with disabilities.

ARCHITECTS: HOK Sport+Venue+Event, Kansas City, MO, Executive Architect. (Joseph E. Spear, AIA, Senior Principal).

Antoine Predock Architect, Albuquerque, NM, Design Architect

Spurlock Poirier, San Diego, CA, Landscape Architect. (Andrew J. Spurlock, Principal)

ROMA Design Group, San Francisco, CA, Master Plan Architect, Ballpark District. (Boris Dramov, President)

Heritage Architecture & Planning, San Diego, CA, Restoration Architect (Milford Wayne Donaldson, AIA, Principal)

DEVELOPMENT MANAGER: Hines, Houston, TX. (Rick Vogel, Vice President, Project Manager).

THE COLONEL

On September 15, 2012, the Padres honored the late Jerry Coleman's 70 years in baseball and 40 with the Padres with a pregame ceremony at Petco Park, during which the club unveiled a bronze statue of Coleman at the ballpark, which stands 7.5' tall, weighs 650 lbs. and depicts Coleman in the uniform he wore as a pilot in the Marine Corps. San Diego Mayor Jerry Sanders proclaimed the day "Jerry Coleman Day."



GENERAL CONTRACTOR: San Diego Ballpark Builders – A Joint Venture of Clark Construction Group, Inc., Roel Construction Company, and Douglas E. Barnhart, Inc. (Officer In Charge: Alan Petrasek, Senior Vice President, Clark Construction). Project Executive: Jim McLamb, Vice President, Clark Construction).

BALLPARK CONSTRUCTION COST: \$298 million

BALLPARK PROJECT COST: \$474 million, including land assemblage, infrastructure work, and implementation agreement obligations.

BALLPARK DISTRICT: 26 blocks bordered by Market Street to the north, Harbor Drive and Sixth Avenue to the west, 12th Avenue to the east, and Imperial Avenue to the south.

HISTORIC RESOURCES: In addition to the Western Metal Supply Co. Building, several other historic resources in the Ballpark District are being preserved in accordance with a 1999 Settlement Agreement between the National Trust for Historic Preservation, the Save Our Heritage Organization (SOHO), the Padres, the City of San Diego, the Centre City Development Corporation and JMI Realty...Schieffer & Sons Warehouse on J Street and Showley Brothers Candy Factory (Bumble Bee Foods), parts of Levi Wholesale Grocery Building (Kvaas Construction), and Wellman Peck Warehouse (TR Produce) on the north side of J Street are to be preserved and adaptively re-used.

PETCO PARK FIRSTS

FIRST GAME: April 8, 2004 vs. San Francisco

ATTENDANCE: 41,400 (sellout)

FIRST PITCH: 7:08 pm PDT

TEMPERATURE: 64 degrees

PADRES STARTING LINEUP: 3B Sean Burroughs, 2B Mark Loretta, RF Brian Giles, 1B Phil Nevin, LF Ryan Klesko, CF Jay Payton, C Ramon Hernandez, SS Khalil Greene, P David Wells

BATTER: Giants 2B Ray Durham

HIT: Padres RF Brian Giles single to center in the bottom of the 1st

RUN: Padres SS Khalil Greene in the bottom of the 3rd

SINGLE: Giles in the 1st

DOUBLE: Padres 3B Sean Burroughs in the bottom of the 3rd

TRIPLE: Giles in the bottom of the 4th on April 11, 2004 vs. SF

HOME RUN: Giants CF Marquis Grissom in the top of the 10th

PADRES HOME RUN: Padres 2B Mark Loretta in the bottom of the 1st on April 15, 2004 vs. the LAD

RBI: Burroughs in the bottom of the 3rd

STOLEN BASE: Padres P Adam Eaton and 3B Burroughs double steal in the bottom of the 7th on April 13 vs. LAD

STRIKEOUT: Padres CF Jay Payton in the bottom of the 2nd

WALK: Giles in the bottom of the 3rd

ERROR: Giants 2B Durham in the bottom of the 4th on April 11, 2004

PITCH: Padres David Wells (called strike)

WINNING PITCHER: Padres Eddie Oropesa

LOSING PITCHER: Giants Matt Herges

SAVE: Padres Trevor Hoffman on April 10, 2004 vs. SF

DAY GAME: April 18, 2004 vs. ARI

NON-MLB EVENT: University of Houston vs. San Diego State on March 11, 2004

CONCERT: The Rolling Stones on November 11, 2005

* Firsts are from April 8, 2004 unless noted.



Wayne Partello
SVP, Chief Marketing Officer



Shana Wilson
Director, Communications



Danny Sanchez
Manager, Communications



Darren Feeney
Manager, Media Relations

MEDIA GUIDELINES

CREDENTIALS: Media credentials shall be issued to working members of the media only and are non-transferable. The Padres shall issue full-season credentials to those media members who will cover the club on a regular basis throughout the season. Credentials will be issued on a game-by-game basis to members of the media who expect to cover the team periodically throughout the season. Credentials provide access to areas of Petco Park as designated on each individual credential. Any unauthorized use of a credential shall result in confiscation of the credential and ejection from Petco Park.

Credential requests can be made online at <https://credentials.mlb.com> no later than 24 hours before the requested date. All questions and inquiries regarding credentials should be directed to the Padres Communications office at credential@padres.com.

Credentials may be picked up at the VIP/Media Gate within Home Plate Plaza beginning four hours before game time.

PARKING: Media parking is available on a limited basis in the Lexus Premier surface lot and MTS Garage on the corner of Park Boulevard and Imperial Avenue, conveniently located near the VIP/Media Gate. Please contact the Padres Communications Department to arrange for parking passes that provide complimentary admission to a parking lot.

CLUBHOUSE ACCESS: The Padres clubhouse opens only to media with approved credentials. The clubhouse will be open for a period of at least one hour before each game, typically around three and one-half hours before game time but earlier on days with early batting practice. Please check with the Padres communications department for timing. The clubhouse will always close once the team takes the field for batting practice. No still photographers will be granted pre-game clubhouse access. While clubhouses are closed, approved media may access the field and dugouts through the tunnel located alongside the press elevator behind homeplate. Following all games, the clubhouse opens no later than 10 minutes after the final out.

The Padres clubhouse is located on the first base side and the visitors clubhouse on the third base side. Access to the visiting clubhouse shall be regulated by the visiting club.

The Padres clubhouse may be closed at any time at the discretion of the manager or a club Communications representative.

All non-BBWA credential holders must sign in before entering the clubhouse. As per Major League Baseball guidelines, the umpires' dressing room is off limits to the media.

FIELD ACCESS: Members of the media whose credentials provide for field access are asked to be respectful of players and coaches who are preparing for a game, and, for their own safety, to remain in foul territory, between first and third base at all times. Members of the media are asked to refrain from conducting interviews during stretch and batting practice. No one under the age of 18 is permitted on the field.

PRESS BOX: The Petco Park press box is located on the Toyota Terrace Club Level. To access the press box from the service level, please take the press elevator to the Toyota Terrace Club Level.

Press box seating is available to accredited members of the working media on assignment only. Credentialed members of the media without an assigned press box seat may sit at any unassigned location in the top row of the press box. The Padres ask for the cooperation of the media in maintaining a professional working environment. Cheering, rooting or clapping of any kind for either team in the press box shall result in credential revocation and ejection from the ballpark.

GAME INFORMATION: Statistics and game notes for both clubs are made available in the press box and on PadresPressBox.com at least two hours prior to game time. Starting lineups are distributed as soon as they are available from both teams. Following the game, post-game notes, official boxscores, play-by-play reports and updated statistics will be made available approximately 10 minutes after the final out.

WIRELESS INTERNET: Complimentary Wireless Internet access is available in the press box. Contact the Communications Department for details or view signage in the press box area.

INTERVIEW REQUESTS: Requests to interview Padres players or coaches should be made through the Communications Department at least one day in advance.

AUTOGRAPHS/PHOTOS PROHIBITED: All credentialed members of the media are prohibited from requesting autographs, equipment or photos from players AT ALL TIMES. Any violation of these guidelines will result in immediate revocation of the credential and could bar future use.

PHONE USAGE/LIVE TRANSMISSIONS: The use of cellular phones, including text messaging, is prohibited in the dugout and in both clubhouses. Live transmissions are permitted from Petco Park by non-rightsholders prior to and after every game telecast.

BASEBALL WRITERS' ASSOCIATION OF AMERICA SAN DIEGO CHAPTER

Scott Miller
(Chairman)
Bleacher Report

Jay Posner
UT San Diego

Kevin Acee
UT San Diego

Dennis Lin
UT San Diego

Bernie Wilson
(Vice Chairman)
Associated Press

Jeff Sanders
UT San Diego

Kirk Kenney
UT San Diego

Bryce Miller
UT San Diego

John Maffei
(Secretary/Treasurer)
UT San Diego

AJ Cassavell
MLB.com

Kazumi Gillespie
At-Large

Jay Paris
At-Large

LIFETIME MEMBERS

Nick Canepa

Bill Center

Bill Dickens

Gary Hyvonen

Tom Krasovic



SAN DIEGO

For the sixth consecutive season more than 150 games, as well as 13 Spring Training contests, will be televised live on FOX Sports San Diego. Former Red Sox play-by-play announcer Don Orsillo assumes the full time television play-by-play duties in 2017 alongside former Padres starting pitcher, Mark Grant. Joining the FOX Sports San Diego team in 2017 is sideline reporter, and former big league pitcher, Bob Scanlan. Padres Live pre-game and post-game shows, hosted by FOX Sports San Diego's Mike Pomeranz with analysis by Mark Sweeney, will continue to surround game coverage providing viewers with live commentary from FOX Sport San Diego's state-of-the-art set at Petco Park during home games and in-studio during road games. In addition to game-day coverage, other can't miss Padres-related programming on FOX Sports San Diego includes Padres POV hosted by Michelle Margaux and Spotlight. FOX Sports San Diego can be seen locally in San Diego on AT&T U-verse channels 776 and 1776 (HD), COX channels 56 and 1056 (HD), DIRECTV channel 694, DISH channel 408 and Spectrum channel 322.

The San Diego Padres begin a new era on their radio broadcast moving over to the FM dial for the first time in the team's history with FM 94.9 now serving as the club's English flagship station. All Padres regular-season games will be broadcast live on FM 94.9 with Ted Leitner and Jesse Agler providing the play-by-play and color commentary along with Don Orsillo for select spring training games. Rich Herrera joins the radio crew this season as the host of the pre & post-game shows on FM 94.9 and podcasts and digital content on padresradio.com. Entercom's FM 94.9 is San Diego's number one Alternative station and looks to reach a new generation of fans in the market.



All regular-season Padres games will air live in Spanish on XEMO 860 AM, which is in its 15th season as the club's Spanish flagship station. Eduardo Ortega returns for his 31st season calling Padres games and will be joined again by Carlos Hernandez, who returns for his fifth season, to provide the play-by-play and color commentary in 2017.



TED LEITNER

2017 marks Ted Leitner's 38th season behind the microphone for "My Padres."

Now in his 40th year broadcasting in San Diego, Leitner is also the voice of San Diego State University Aztecs football and basketball.

Leitner spent 25 years (1978-2002) as sports anchor for KFMB-TV (CBS 8) in San Diego.

Leitner's previous play-by-play credits include the National Football League's San Diego Chargers and Philadelphia Eagles, the National Basketball Association's San Diego Clippers, the University of Oklahoma and the University of Connecticut.

Leitner studied TV and radio broadcasting at Oklahoma State University and earned his Master's degree in Radio/Television/Film from the University of Oklahoma in Norman.

A fixture in the San Diego community, he has served as master of ceremonies at several Padres events over the years, including Opening Day ceremonies, the club's annual awards dinner, Padres Hall of Fame induction ceremonies and 2012's Jerry Coleman Day, honoring Coleman's 70 years in baseball.

Leitner has six sons: twins Nicholas and Ryan, Mark, Matthew, Jordan and Teddy, a daughter, Kristin and 3 granddaughters: Scarlett, Cecily & Sofia.



JESSE AGLER

2017 marks Jesse Agler's fourth season as a member of the Padres' broadcast team, his second as a primary voice for Padres radio broadcasts on the club's new FM station 94.9. Agler previously served as the host of Padres Social Hour, as well as the club's fill-in play-by-play announcer.

Agler joined the Padres front office in February of 2014 as director of content, a role in which he oversaw all club digital and social operations, including the integration of content for padres.com and Padres social media accounts

Having come to San Diego by way of Miami, Agler spent the previous four seasons as the pregame, halftime and postgame host on the Dolphins Radio Network, also calling select preseason games during that time period. In 2013, he did television play-by-play for the Dolphins' preseason games on CBS-4.

In addition to his gameday duties, Agler hosted The Finsiders, the Miami Dolphins' daily multimedia talk show, airing on radio (940-WINZ), Dolphins.com and FOX Sports Florida. He also served as host of the TV show Finsiders Final Drive, which airs weekly on FOX Sports Florida and locally in Miami on the NFL Network.

Agler began his professional career in 2005. His experience includes serving as pregame, halftime and postgame radio host for the then-Florida Marlins, the Florida Panthers and the University of Miami Hurricanes' football and basketball teams. Agler has also previously been the fill-in play-by-play announcer for the Marlins.

A graduate of the University of Miami, Agler's first job was calling baseball games for the Elkhart (KS) Dusters of the Jayhawk League. Agler and his wife, Tovah, reside in San Diego with their son Jonah.

BROADCASTERS



DON ORSILLO

Don Orsillo made his debut as a member of the Padres' broadcast team in 2016, calling games for both television and radio broadcasts. In 2017, he assumes the television play-by-play duties full time.

Orsillo comes to San Diego from Boston, where he spent the past 15 seasons with NESN as the primary play-by-play announcer for the Red Sox. While at NESN, Orsillo also hosted the weekly Red Sox Report, as well as the offseason weekly program Hot Stove Live.

In addition his postseason experience with the Red Sox, Orsillo called MLB Division Series games on TBS from 2007 to 2013.

Orsillo's broadcasting repertoire also includes college basketball and hockey, having called both Boston College basketball games and Hockey East matches on NESN, as well as Providence College basketball games on the Big East Network/ESPN PLUS.

Orsillo's numerous accolades include two Emmy Awards for outstanding play-by-play (2003 and 2004) and two New England Sports Best Play-by-Play awards (2014 and 2015). He was named Massachusetts Sportscaster of the year in 2005.

Through his role with the Red Sox, Orsillo has appeared in a number of motion pictures, including 2013's *The Heat*, 2010's *The Town* and 2005's *Fever Pitch*.

A graduate of Northeastern University, Orsillo began his broadcasting career in minor league baseball, calling games for the Pittsfield Mets (1991-92), Binghamton Mets (1993-95), and Pawtucket Red Sox (1996-2000). He also has previously called minor league hockey (Springfield Indians/Falcons 1991-96).

Orsillo has two daughters: Sydney, 16, and Madison, 14. He now resides in Coronado.



MARK GRANT

Mark Grant returns to FOX Sports San Diego in 2017 for his 22nd season as color analyst for Padres television broadcasts.

No stranger to San Diego baseball, Grant pitched for the Padres from 1987-90. Originally selected by the San Francisco Giants with the 10th pick in the first round of the 1981 Draft out of Joliet (IL) Catholic High School, he played parts of eight Major League seasons with San Francisco, San Diego, Atlanta Seattle, Houston and Colorado. Grant went 22-32 with eight saves and a 4.31 ERA in 233 games (58 starts). He recorded a career-high eight wins and posted a 3.33 ERA for the Padres in 1989.

Grant began his broadcasting career at KFMB Radio in 1994 as a sports anchor and talk show host. After retiring from baseball in 1995, he provided analysis of Prime Sports' Padres broadcasts in 1996, then joined Channel 4 San Diego upon its inception in 1997. In 2012, he was part of the on-air team that helped launch the new regional sports network FOX Sports San Diego.

Grant is active in the community, where he works with the Down Syndrome Association of San Diego and has been associated with the Cystic Fibrosis Foundation of San Diego since 1987. Additionally, he serves as a spokesperson for St. Madeleine Sophie's Center in El Cajon, a vocational and educational center for developmentally disabled adults.

Grant and his wife, Mary, reside in Alpine with their daughter, Alexis, and two sons, Andrew and Aidan.



EDUARDO ORTEGA

Eduardo Ortega, the Spanish-language voice of the Padres, will be calling Padres games for the 31st season in 2017, his 37th year in the broadcasting business. Ortega does play-by-play for both Spanish radio (XEMO) and Spanish television (FOX Deportes) broadcasts.

One of the most highly regarded Spanish-language sports broadcasters in the business, Ortega has broadcast in the postseason since 1993 for various outlets, including CBS Hispanic Radio Network, Cadena Caracol, LBC Radio Network and ESPN Deportes radio.

He has called 16 MLB All-Star Games, 21 World Series and five no-hitters. Milestones Ortega has called include Tony Gwynn's and Ricky Henderson's 3,000th hits, Randy Johnson's 4,000th strikeout, Mark McGwire's 500th homerun, Barry Bonds' 700th and 755th home runs, Trevor Hoffman's breaking of the all-time saves record, Hoffman's 500th career save, and four of San Diego's five division titles.

Ortega handled the play-by-play worldwide telecasts of the Caribbean Series for Galavisión and Fox Sports for 11 seasons and was the lead Spanish play-by-play voice for the World Baseball Classic in 2006, 2009 and 2013.

In addition to his time with the Padres, Ortega served one season (1991) as the voice of the San Francisco Giants, four years as play-by-play announcer for the Tijuana Potros of the Mexican-Pacific Winter League, two seasons broadcasting for Tijuana's team in the northern Sonora Double-A Summer League, and one year as the voice of the Cotton Growers of Torreon, in the Mexican Summer League. Since 2005, he has been the radio voice of the Mexicali Aguilas in the Liga Mexicana del Pacífico, and starting in 2015, on the national cable television network Megacable.

In 2015, Ortega was inducted into the Hispanic Heritage Baseball Museum Hall of Fame. Prior to that, in 2012, he was inducted into the Tijuana Sports Hall of Fame. He also was honored in 2004 by the Tijuana sports media with a Career Achievement Award, and the Mexican Federation of Sportscasters celebrated his 25th anniversary in broadcasting and his multiple contributions to the industry.

In addition, Ortega was named Sportscaster of the Year by the Sportswriters Association of Tijuana in 1997 and Sports Ambassador of Tijuana by the city's mayor in 1998.

Ortega is a Tijuana native and a long-time San Diego resident.



CARLOS HERNÁNDEZ

In 2017, Carlos Hernández enters his sixth season as the main Padres color analyst on FOX Deportes, following a Major League playing career that spanned 11 seasons with the Los Angeles Dodgers (1990-96), San Diego Padres (1997-2000) and St. Louis Cardinals (2000).

Signed by the Dodgers as a free agent in 1984, Hernández became the second Venezuelan catcher in MLB history, following Bo Díaz. He made his Major League debut in 1990 with the Los Angeles Dodgers. A highly skilled defensive player, Hernández spent his Dodgers career (1990-96) mainly as a back-up catcher to Mike Scioscia and Mike Piazza, appearing in 230 games, with 133 starts. He signed with the Padres as a free agent and in his first full season as a regular catch for the organization, Hernández batted .262 with 9 home runs and 52 RBI in 129 games played.

Hernández finished his career batting .253 (315-1244) with 24 home runs, 141 RBI, 102 runs, 51 doubles, one triple and one stolen base in 488 games played. In 22 postseason games, he hit .299 (20-67) with one home run and two RBI.

In 2004, Hernández successfully led the Toros de Tijuana to the playoff as manager of the Mexican Summer League team.

Hernández returned to the Padres organization in 2005, serving as the club's catching coordinator until 2007. He served as manager of the prestigious Leones del Caracas Venezuelan Winter League club from 2006-08.



SPRING TRAINING



The Padres begin preparations for the 2017 season in Peoria, Ariz. for their 24th Spring Training at the Peoria Sports Complex. The complex, located 20 miles northwest of downtown Phoenix, serves as the spring home for both the Padres and the Seattle Mariners. It is the premier Cactus League venue on the west side of Phoenix providing easy access from the 101 Loop and is within walking distance to Peoria's P83 entertainment district featuring shopping, dining and entertainment.

The Peoria Sports Complex provides separate state of the art facilities for both clubs with both the Padres and Mariners clubhouses receiving over a combined 31 million dollars in renovations prior to the 2014 season. Each team's facility has six full fields, two-half fields for infield and base running drills, a bunting field, four covered batting tunnels and eight open air batting tunnels. Each team's clubhouse is over 55,000 square feet and includes administrative offices, full service kitchens and cafeterias, weight and training rooms and media workrooms.

In 2017 the Nippon-Ham Fighters held Spring Training activities at the Peoria Sports Complex. The Padres also played the Mexican national team at Peoria Stadium in advance of the 2017 World Baseball Classic.

Peoria Stadium also underwent large LED and audio system upgrades prior to this season including:

- New 2,100 square foot LED display, the largest in baseball's Cactus and Grapefruit Leagues and first to feature 13HD LED.
- New display will measure approximately 35 feet high by 61 feet wide and feature a 13HD pixel layout to provide high-resolution imagery.
- Upgraded audio system includes fully-distributed sound, providing full-range sound reproduction for a powerful audio experience.

Other transformations implemented at Peoria Stadium prior to the 2014 season include :

- New 2,400 square foot team store along with renovated entrance gates and administrative offices.
- New fixed seats with cup holders as well as new seats along the first and third baselines and field level seating behind home plate
- The Colonnade, a new group space down the third base line was installed in 2016 featuring an upscale catering menu, TV's, private restrooms, full bar and viewing patio for groups of up to 200
- New outfield pavilion in left field to accommodate groups of 20-300 as well as widened pedestrian walkway around the outfield
- Accessible seating platforms added as well as an ADA accessible ramp to the stadium field
- Public restroom upgrades
- Infrastructure upgrades to water, fiber and information technology

The working press box at Peoria Stadium has space for 35 writers and five separate broadcast booths. To reserve broadcast booth space, please contact the Padres Media Relations Department at (619) 795-5295.



SPRING TRAINING

PEORIA SPORTS COMPLEX

8131 W. Paradise Lane
Peoria, AZ 85382
(623) 486-7000

OwnerCity of Peoria
First Game.....Padres vs. Mariners, March 2, 1994
Seating Capacity12,339

Outfield Dimensions:
Left Field Line340 ft.
Left-Center385 ft.
Center Field410 ft.
Right-Center385 ft.
Right Field Line340 ft.

Media Relations Phone Number: (619) 795-5295
Press Box Phone Number: (623) 773-6561

Media Relations Fax Number: (623) 486-6549
Baseball Operations Fax Number: (623) 486-6629

PADRES ANNUAL SPRING TRAINING RESULTS

YEAR	RECORD	ATTENDANCE	YEAR	RECORD	ATTENDANCE	YEAR	RECORD	ATTENDANCE
1969	10-15	14,987	1985	11-15	61,421	2001	17-11	77,035
1970	14-12	17,991	1986	16-14	62,103	2002	18-15	83,777
1971	11-14	16,540	1987	13-16	59,531	2003	8-17-2	88,709
1972	12-8	13,437	1988	11-16	59,485	2004	11-20	77,918
1973	6-16	13,735	1989	18-8	69,541	2005	16-14	96,522
1974	10-10	15,748	1990	12-2	23,481	2006	17-11	85,443
1975	10-10	16,462	1991	15-12	63,298	2007	17-14	100,063
1976	8-7	10,420	1992	13-15	63,071	2008	12-14-4	132,361
1977	16-10	24,279	1993	13-15	64,142	2009	10-21	88,794
1978	15-13	30,270	1994	11-18	91,011	2010	18-10	79,671
1979	9-11	35,180	1995	3-8-1	38,375	2011	13-17-1	75,906
1980	8-10	27,881	1996	20-13	75,385	2012	20-16	87,962
1981	12-13	30,972	1997	20-11	82,752	2013	16-21	92,638
1982	15-8	29,788	1998	19-10-3	104,995	2014	11-13-6	81,212
1983	12-13	47,000	1999	20-12-1	104,975	2015	17-12-1	106,328
1984	13-17	50,262	2000	16-14	96,359	2016	10-21-2	95,410
						Total	632-613-64	2,965,627



PETCO PARK SEATING



SEATING SECTIONS

Field VIP	Left Field Upper Box
Premier Club	Left Field Reserved
Field Infield	Right Field Lower Box
Field Plaza	Right Field Lower Reserved
Field Box	Right Field Upper Box
Field Reserved	Right Field Upper Reserved
Field Pavilion	Upper Box Infield
Toyota Terrace VIP	Upper Box Reserved
Toyota Terrace Plaza	Upper Infield
Toyota Terrace Reserved	Upper Box Pavilion
Toyota Terrace Pavilion	Upper Reserved
Left Field Lower Box	Park At The Park
Left Field Row A & B	

MISCELLANEOUS



2017 SAN DIEGO PADRES

MEDIA GUIDE

APRIL							
SUN	MON	TUE	WED	THU	FRI	SAT	
2	3 LAD 1:10	4 LAD 7:10	5 LAD 7:10	6 LAD 12:10	7 SF 3:40	8 SF 5:40	
9 SF 1:40	10 COL 5:40	11 COL 5:40	12 COL 12:10	13	14 ATL 4:35	15 ATL 4:10	
16 ATL 10:35	17 ATL 4:35	18 ARI 7:10	19 ARI 7:10	20 ARI 6:10	21 MIA 7:10	22 MIA 5:40	
23 MIA 1:40	24 ARI 6:40	25 ARI 6:40	26 ARI 6:40	27 ARI 6:40	28 SF 7:15	29 SF 6:05	
30 SF 1:05							

JULY							
SUN	MON	TUE	WED	THU	FRI	SAT	
2 LAD 1:40	3	4 CLE 4:10	5 CLE 4:10	6 CLE 4:10	7 PHI 3:35	8 PHI 1:05	
9 PHI 10:35	10	11 ASG MIAMI	12	13	14 SF 7:10	15 SF 5:40	
16 SF 1:40	17 COL 5:40	18 COL 5:40	19 COL 12:10	20 SF 7:15	21 SF 7:15	22 SF 1:05	
23 SF 1:05	24 NYM 7:10	25 NYM 7:10	26 NYM 7:10	27 NYM 6:10	28 PIT 7:10	29 PIT 5:40	
30 PIT 1:40	31						

MAY							
SUN	MON	TUE	WED	THU	FRI	SAT	
30 SF 1:05	1	2 COL 7:10	3 COL 7:10	4 COL 12:40	5 LAD 7:10	6 LAD 5:40	
7 LAD 1:40	8 TEX 7:10	9 TEX 12:40	10 TEX 5:05	11 TEX 5:05	12 CWS 5:10	13 CWS 4:10	
14 CWS 11:10	15 MIL 7:10	16 MIL 7:10	17 MIL 7:10	18 MIL 12:40	19 ARI 7:10	20 ARI 7:10	
21 ARI 1:40	22	23 NYM 4:10	24 NYM 4:10	25 NYM 4:10	26 WAS 4:05	27 WAS 1:05	
28 WAS 10:35	29 CHC 1:40	30 CHC 7:10	31 CHC 12:40				

AUGUST							
SUN	MON	TUE	WED	THU	FRI	SAT	
		1 MIN 7:10	2 MIN 12:40	3	4 PIT 4:05	5 PIT 4:05	
6 PIT 10:35	7 CIN 4:10	8 CIN 4:10	9 CIN 4:10	10 CIN 9:35	11 LAD 7:10	12 LAD 6:10	
13 LAD 1:10	14 PHI 7:10	15 PHI 7:10	16 PHI 12:40	17 WAS 7:10	18 WAS 7:10	19 WAS 5:40	
20 WAS 1:40	21	22 STL 5:15	23 STL 5:15	24 STL 4:15	25 MIA 4:10	26 MIA 4:10	
27 MIA 10:10	28 SF 7:10	29 SF 7:10	30 SF 6:10	31			

JUNE							
SUN	MON	TUE	WED	THU	FRI	SAT	
				1	2 COL 7:10	3 COL 1:10	
4 COL 1:40	5	6 ARI 6:40	7 ARI 6:40	8 ARI 12:40	9 KC 7:10	10 KC 1:10	
11 KC 1:40	12 CIN 7:10	13 CIN 7:10	14 CIN 12:40	15	16 MIL 5:10	17 MIL 1:10	
18 MIL 11:10	19 CHC 5:05	20 CHC 5:05	21 CHC 11:20	22	23 DET 7:10	24 DET 7:10	
25 DET 1:40	26	27 ATL 7:10	28 ATL 7:10	29 ATL 6:10	30 LAD 7:10	1 LAD 7:10	

SEPTEMBER/OCTOBER							
SUN	MON	TUE	WED	THU	FRI	SAT	
					1 LAD 7:10	2 LAD 5:40	
3 LAD 1:40	4 STL 1:40	5 STL 7:10	6 STL 7:10	7 STL 6:10	8 ARI 6:40	9 ARI 5:10	
10 ARI 1:10	11	12 MIN 5:10	13 MIN 5:10	14	15 COL 5:40	16 COL 5:10	
17 COL 12:10	18 ARI 7:10	19 ARI 7:10	20 ARI 6:10	21 COL 7:10	22 COL 7:10	23 COL 5:40	
24 COL 1:40	25 LAD 7:10	26 LAD 7:10	27 LAD 7:10	28	29 SF 7:15	30 SF 1:05	

REGULAR SEASON

 HOME GAMES - Petco Park

 ROAD GAMES

All times are Pacific time. All elements of this schedule are subject to change.

619.795.5555

PADRES.COM

PADRESBEISBOL.COM