

2024 World Champions
Los Angeles Dodgers



2025



Los Angeles Dodgers.



Dodger Stadium | 1000 Vin Scully Ave. | Los Angeles, CA 90012

www.Dodgers.com | [Twitter.com/Dodgers](https://twitter.com/Dodgers) | [Facebook.com/Dodgers](https://facebook.com/Dodgers) | [Instagram.com/Dodgers](https://instagram.com/Dodgers) | Snapchat: DodgersMLB

GENERAL CLUB INFORMATION

Home: Dodger Stadium (56,000)

Date Opened: April 10, 1962

Franchise Founded: Brooklyn, 1890

CONTACT INFORMATION

Fan Services: (323) 224-1507

FAX: (323) 224-1459

Tickets: (866) DODGERS, www.dodgers.com

Administration: (323) 224-1500

Stadium Tours: (323) 224-1507

Merchandise: (323) 224-1334

Major League Baseball PR: (212) 931-7878

MINOR LEAGUE AFFILIATES

Triple-A Oklahoma City Comets (Pacific Coast League)

Double-A Tulsa Drillers (Texas League)

Advanced- A Great Lakes Loons (Midwest League)

Single -A Rancho Cucamonga Quakes (California League)

Rookie-level ACL Dodgers (Arizona)

Rookie-level DSL Dodgers (Dominican Summer)

MEDIA PARTNERS

Television: Spectrum SportsNet LA

Radio: AM 570 LA SPORTS (English)

Univision/KTNQ 1020 AM (Spanish)

WORLD CHAMPIONS (8)

1955 1959 1963 1965 1981 1988 2020 2024

NATIONAL LEAGUE CHAMPIONS (25)

1890 1899 1900 1916 1920 1941 1947 1949 1952 1953 1955 1956
1959 1963 1965 1966 1974 1977 1978 1981 1988 2017 2018 2020
2024

NL WEST CHAMPIONS (22)

1974 1977 1978 1981 1983 1985 1988 1995 2004 2008 2009
2013 2014 2015 2016 2017 2018 2019 2020 2022 2023 2024

NL WILD CARD (3)

1996 2006 2021

Los Angeles Dodgers.

Executives

Executive Biographies	4-19
-----------------------------	------

Coaches

Coaching Staff	12-26
Medical, Training & Clubhouse Staff	26-28

Players

40-Man Roster	31-187
Non-Roster Invitees	188-241

Opponents

2025 Opponents	244-253
Dodger Record vs. Each Franchise	254
Last Trade With Each Club	254

Dodger Stadium

History	257-258
Firsts	260
Rainouts	261
Sellouts/Attendance	261-262
Campo Las Palmas	261
Camelback Ranch	262
Vero Beach	262
Spring Training Sites/Records	262

Player Development

Minor League Coaching Staffs	265
Past Champions	266
Record Book, Minor League	266
Minor League Player/Pitcher of the Year	267
All-Time First-Round Draft Picks	268
2024 First-Year Player Draft	268
Player Listing	269-271
Player Development	272
Scouting Assignments	273-274

History & Records

Year-by-Year Record+	277
Individual Batting Records	278-279
Individual Pitching Records	280-281
Rookie Batting Records	282
Team Batting Records	283
Team Pitching Records	284
Fielding Records	285-286
Misc. Records	286-287
Club Single-Season Records	288
Top 10 Batting & Pitching Career	288-292
Top 10 Batting & Pitching Season	293-294

Win/Loss Breakdown	295
Team Totals 1958-2024	296
Yearly Batting & Pitching Leaders 1958-2024	297-301
Games Leaders by Position	302
Home Run Records	302-306
Hit Leaders	306
Streaks, Winning & Losing	307
LA Dodger Firsts	307
Scoreless Innings Streaks	308
No-Hitters, One-Hitters, Two-Hitters	308-310
Longest Games	311
Starts, Best & Worst in Club History	312
Openers, Los Angeles	313
Opening Day Lineups	313-314
Postseason Play	315-316
Award-Winning Dodgers, Gold Gloves, Silver Sluggers	317
Longest Service to Dodgers	317
Single-Season League Leaders	318-319
All-Star Selections	320
Sporting News Awards	321
Major League Baseball Awards	322
All-Time Dodger Roster	323-328
Numerical Listing, All-Time Dodgers	329-335
Trades, All-Time	335-341
This Date in Dodger History	342-349
Last Time It Happened	350
Dodger Hall of Famers	351
Retired Numbers	352-356
International Relations	357-358
Hall of Fame	359

Community

Community Relations	361-363
In the Community	363-364

LADF

Youth Programs	365-366
Grantmaking and Fundraising	367-368

Media Information

Public Relations Staff	372
Media Policies	372-373
Broadcaster Bios	374-381
All-Time Broadcasters	382
Media Partners	382
Dodger Radio Network	382
Dodger Stadium Diagram	383
2025 Schedule	384

The Dodger Family Remembers...

Billy Bean
Mark Bradley
Tommy Brown
Rocky Colavito
Bobby Cuellar
Carl Erskine
Al Ferrara

Jerry Grote
Rickey Henderson
Gail Henley
Gary Sutherland
Jeff Torborg
Fernando Valenzuela
Pat Zachry

The 2025 Dodger Guide was published by the Los Angeles Dodgers, Inc., 1000 Vin Scully Ave., Los Angeles, CA 90012.

Copyright © 2025 by the Los Angeles Dodgers, Inc. All rights reserved. Permission to reprint or reproduce any of the enclosed material must be granted in writing by the Los Angeles Dodgers.

The 2025 Dodger Guide was written and compiled by the Dodgers' Communications Department. It is based on information available through Feb. 15, 2025.

Written/Edited/Produced By: Juan Dorado, Ally Salvage, Joe Jareck, Jon Weisman, Steve Brenner, Hayley Tennant, Cary Osborne and Mark Langill. Special Thanks: Erin Edwards, Ellen Harrigan, Ross Yoshida, Antonio Gandara Rivera, Kristin McCowan, Matt McGrath, Major League Baseball and Elias Sports Bureau. Editors Emeritus: Josh Rawitch, John Olguin, Derrick Hall, Jay Lucas, Mike Williams, Fred Claire, Red Patterson. Website Sources: statspam.com, mlb.com, baseball-reference.com, retrosheet.org. Photography: Jon Soohoo Photography, Sue Jo, Juan Ocampo, Carrie Giardino and Jill Weisleder. Major League Baseball Photos. Design/Layout: Ross Yoshida and Juan Dorado.



Mark R. Walter

Owner & Chairman

Mark Walter is the chairman and controlling owner of the Los Angeles Dodgers and an investor, conservationist and social justice advocate. He also leads the Los Angeles Dodgers Foundation.


Walter and his wife, Kimbra, invest the vast majority of their wealth in philanthropic causes, primarily those focused on social justice, closing the opportunity gap for low-income youth, saving endangered species and preserving wild places.

Their sponsored education programs include Chicago Beyond, OneGoal and the Academy Group.

The Walters also own White Oak Conservation, a 17,000-acre animal refuge in Florida, and wildlife preserves in Africa where they are funding global efforts to protect endangered species from poachers and habitat loss.

Walter is a trustee of the Solomon R. Guggenheim Foundation, Creighton University, Northwestern University and the Field Museum of Natural History.

He leads businesses in areas that include sports, media and entertainment, financial services, insurance, renewable energy and real estate.



Stan Kasten

President & CEO

For four decades, Stan Kasten has been a highly respected sports figure and developed a reputation for creating winning franchises, relying on three pillars – scouting and player development, enhancing the fan experience and community outreach – to establish franchises built for long-term success on and off the field.

That track record has continued during his tenure with the Dodgers, where the club has had an unprecedented run of success. With the 2024 World Series title, Los Angeles has now won two of the past five World Series, four National League pennants in the past eight years and 11 NL West titles in the past 12 seasons. With

three World Series titles and more victories, postseason appearances and division titles than any other in the majors in the past 50 years, no team executive can lay claim to as much success in baseball as Kasten.

Since Kasten became the Dodgers' President and CEO in 2012, the team has topped the Majors in attendance each full season under his leadership while continuously making improvements to Dodger Stadium to keep the league's third-oldest stadium among the best facilities in baseball. The Dodgers were also named ESPN's 2020 Sports Humanitarian Team of the Year for the work and community impact of the Los Angeles Dodgers Foundation. These achievements led Major League Baseball to award the Dodgers the 2022 All-Star Game, bringing the league's jewel event back to Los Angeles for the first time since 1980.

Kasten has been a member of numerous MLB, NBA and NHL ownership committees during his professional career and is also a former trustee of the Naismith Basketball Hall of Fame. In 1999, Kasten became the first sports figure to hold the title of president of three different teams in three different major sports simultaneously, doing so with MLB's Atlanta Braves, the NBA's Atlanta Hawks and the NHL's Atlanta Thrashers. Kasten has continued to push the envelope with his leading roles on the Advisory Board of the Professional Women's Hockey League, founded in 2023, and in the transformation of the Billie Jean King Cup women's tennis team competition.

In 1979, at age 27, Kasten launched his career in sports by becoming the youngest general manager in NBA history with the Hawks, a position he held until 1990. Kasten became the Hawks' president in 1986. During his lengthy tenure in the Hawks' front office, Kasten built the Hawks into a perennial contender, including four consecutive 50-win seasons from 1986-89 and a stretch of seven consecutive playoff appearances in the 1990s, and became the first – and only – NBA executive to win back-to-back Executive of the Year awards in 1986-87.

Kasten also became president of the Braves in 1986. From 1987-2003, the Braves won more games than any other team in MLB and won 14 consecutive division titles (1991-2005), five National League pennants and the 1995 World Series.

In 1999, when the NHL awarded Atlanta an expansion team, Kasten added the title of president of the Thrashers, as well as chairman of the newly constructed Philips Arena (now State Farm Arena). Kasten held all three positions until 2003, when he stepped down.

Prior to joining the Dodgers, Kasten was president of the Washington Nationals from 2006-10, where he worked to re-energize a dormant baseball fan base and simultaneously established a crown jewel franchise in Washington, D.C.

Kasten, the Los Angeles Sports Council's 2013 Executive of the Year, is former Director of the Sports Lawyer Association and serves on the LA84 Foundation Board of Directors, the Rose Bowl Institute Advisory Board as well as the Board of the US Japan Foundation.

A native of Lakewood, N.J., Kasten is a graduate of New York University and Columbia University Law.



Andrew Friedman

President, Baseball Operations

As the Dodgers' President of Baseball Operations, Andrew Friedman has instilled a winning culture that has resulted in a playoff berth in each of his 10 seasons (including six straight NL West titles from 2015-2020 and three more consecutively from 2022-24), four National League pennants and two World Championships (2020, 2024). Under Friedman's leadership since 2015, the Dodgers lead MLB with a .618 winning percentage (933-576), including a franchise record 111 wins in 2022 as well as a club-best .717 winning

percentage during the shortened 2020 season (43-17).

Entering his 11th season with the club after being named to the post on October 14, 2014, Friedman has overseen the development of one of baseball's top-ranked farm systems, positioning the organization for the long-term success, and also reorganized and built out the team's front office. Friedman was named Major League Baseball's 2020 Executive of the Year and the Dodgers have twice (2017, '20) been recognized by Baseball America as its Organization of the Year, honoring the team for its success from top to bottom.

Friedman previously served as Executive Vice President of Baseball Operations of the Tampa Bay Rays where, despite overseeing one of the league's lowest payrolls, he led the Rays to four postseason appearances, including two division titles (2008, 2010), in nine seasons from 2006-14. During Friedman's time in Tampa Bay, the Rays posted the franchise's first winning season and won the American League pennant in 2008, when he was named Sporting News' Executive of the Year. After finishing below .500 in each of their first 10 years of existence, the Rays finished above the .500 mark in six consecutive seasons under Friedman from 2008-13. Friedman joined the Rays in 2004 and spent two years serving as director of baseball development.

Prior to his career in baseball, Friedman was an analyst for two years with New York City-based investment firm Bear, Stearns & Co., Inc., and spent three years as an associate for the private equity firm MidMark Capital.

Friedman received a baseball scholarship to Tulane University, where he played outfield for the Green Wave and graduated with a bachelor of science in management with a concentration in finance.

Friedman and his wife, Robin, have two sons, Ethan and Zachary, and a daughter, Sadie.



Bob Wolfe

Executive Vice President & Chief Operating Officer

Long-time baseball executive Bob Wolfe enters his 14th season with the Dodgers and seventh as the club's Chief Operating Officer after joining the club as executive vice president in 2012. In his role, Wolfe is responsible for carrying out the club's day-to-day business operations and advising and executing on organization-wide operating strategies. He also serves as the team's liaison to MLB on a variety of matters and is a board member of the Los Angeles Dodgers Foundation.

In Los Angeles, Wolfe rejoined Dodger President and CEO Stan Kasten, with whom he teamed with at the Atlanta Braves and Washington Nationals, where he served as executive vice president from 2006-11. Prior to that, he worked in various capacities with the Braves and NBA's Atlanta Hawks for more than 20 years, including serving as Braves' senior vice president of administration from 1992-2003. After working in the Braves' accounting department from 1980-84, Wolfe accepted a position as Hawks business manager in 1985 and was promoted to the role of vice president in 1988.

Wolfe and his wife, Kelly Koelker, live in Pasadena.

Los Angeles GM/Pres. Of BB OPS

GM/Pres. of BB OPS	Years
E. J. "Buzzie" Bavasi	1958-68
Fresco Thompson	1968
Al Campanis	1968-1987
Fred Claire	1987-98
Tommy Lasorda (Interim)	1998
Kevin Malone	1998-2001
Dave Wallace (Interim)	2001
Dan Evans	2001-2004
Paul DePodesta	2004-2005
Ned Colletti	2005-2014
Andrew Friedman	2014-



Brandon Gomes

Executive Vice President & General Manager

Brandon Gomes enters his ninth season with the Dodger organization and fourth as Executive Vice President and General Manager, after being appointed to the post on Jan. 18, 2022. Gomes, 40, became the 12th General Manager in Los Angeles Dodgers history. He originally joined the Dodgers prior to the 2017 season as the organization's Pitching Performance Coordinator before serving as the club's Director of Player Development in 2018 and its Vice President and Assistant General Manager from 2019-21.

In his first season as the GM, the club won a franchise record 111 games and then followed up their record setting campaign in 2022 with 100 wins in 2023, his second year in the role. In his three seasons as General Manager, the Dodgers are 309-177 (.636) with three NL West titles and the 2024 World Championship.

Gomes focuses on the Major League club and works closely with President of Baseball Operations, Andrew Friedman, as he had previously since being named Director, Player Development in December 2017.

Gomes enjoyed a five-year Major League career, all spent with the Tampa Bay Rays (2011-15), going 11-12 while posting one save and a 4.20 ERA in 173 games, all out of the bullpen. He was originally selected by the Padres in the 17th round of the 2007 First-Year Player draft out of Tulane University, where he double majored in finance and legal studies.

A native of Fall River, Massachusetts, Gomes was a two-time All-State selection, the 2002 Massachusetts Gatorade High School Player of the Year and a member of the National Honor Society at Durfee High School.

He and his wife, Blair, live in Los Angeles with their two children.



Lon Rosen

Executive Vice President & Chief Marketing Officer

Entering his 14th season with the Dodgers, Lon Rosen has overseen the revitalization of the Dodger brand through landmark partnerships, global fan development and an aggressive digital growth strategy. One of the foremost executives in the sports and entertainment industry, Rosen has directed the Dodger organization's revenue generating departments as their executive vice president and chief marketing officer since 2012 and continues to break barriers in the organization's business ambitions.

Leading a historic brand in a tradition-bound sport, Rosen has constantly driven innovation in the club's marketing and content creation, seeking to connect with a new generation of fans and further develop a passionate worldwide following for the Dodgers and their players. These efforts have generated league-leading attendance at Dodger Stadium each year since 2013, ratings increases in all forms of media and exponential growth of the team's digital footprint, providing a role model for franchises across the spectrum of sports.

With more than 25 years of experience in the field, Rosen was instrumental in assisting Magic Johnson and the club's owners in their acquisition of the Dodgers. Rosen previously served in the same role for the Dodgers for two years starting in 2004 before rejoining Magic Johnson Enterprises. Rosen focused his efforts for Magic Johnson on business development, television productions, sports consulting and new media ventures, in addition to his representations of broadcasters, coaches, hosts and other entertainment personalities.

Upon graduation from college, Rosen headed to the Forum, where he began his sports career with the NBA's Los Angeles Lakers and the NHL's Los Angeles Kings. He worked his way from an internship to the position of director of promotions for the Lakers, Kings and the Los Angeles Forum's Special Events, where he served seven years (1980-87). From there, he started his own sports marketing company, First Team Marketing, with Magic as his first client.

Rosen, a University of Southern California graduate, resides in Los Angeles with his wife, Laurie. They have two sons.



Janet Marie Smith

Executive Vice President, Planning and Development

During her 12 years with the Los Angeles Dodgers, Janet Marie Smith has overseen the improvement/expansion projects at Dodger Stadium, Camelback Ranch, the club's spring training home and Campo Las Palmas, the club's home in the Dominican Republic. From modernizing the stadium to incorporating the club's rich history into the ballpark experience, Smith's fan-friendly touches have helped keep Dodger Stadium - the third-oldest ballpark in major league baseball - one of the premier venues in all of sports. The 2.5-acre Centerfield Plaza, serving as Dodger Stadium's new "front door," was an immediate hit with fans. Completed in 2020, this project also included renovations to the right and left field pavilions and a vertical circulation path around the building made up of new escalators, elevators, and bridges. This new space and a renovation of the Dodger clubhouse were completed for the 2025 season. Smith initially joined the club as a Senior Vice President in 2012 and was promoted to her current role as Executive Vice President of Planning and Development in 2020.

In 2023, Smith and Fran Weld, formed Baltimore based Canopy Team, a woman-led company working on the design and development of sports projects and their surrounding developments. Dedicated to urban revitalization and community enrichment, Canopy specializes in projects which seamlessly blend sports, design, and urban planning as well as intimate scales within museums, retail, and public parks. Smith's work with Canopy includes projects with the Pittsburgh Pirates, Pimlico Race Course, Polar Park, and Attain Sports & Entertainment.

Smith is well known in baseball for her work on Oriole Park at Camden Yards, which set the standard for a new wave of ballparks after its opening in 1992. She was with the Baltimore Orioles from 1989-94 as Vice President of Planning and Development during the design and construction of the park. She later re-joined the club from 2009-12 to direct renovations and expansion of the Orioles' spring training facility in Sarasota, FL, and upgrades to Camden Yards.

From 2002-2009, Smith served as Senior Vice President of Planning and Development for the Boston Red Sox, overseeing the preservation and expansion of Fenway Park. Smith was President of Turner Sports and Entertainment Development and Vice President of Planning and Development for the Atlanta Braves from 1994-2000, when she helped transform the 1996 Olympic Stadium into Turner Field and she oversaw the development of the Philips Arena (now State Farm Arena), home to the NBA's Atlanta Hawks.

Outside of baseball, Smith has worked on development projects including Battery Park City in New York, Baltimore's waterfront redevelopments, and renovation plans for the Rose Bowl stadium in Pasadena. In 2017, she was the Edward P. Bass Visiting Professor at Yale University.



Nichol Whiteman

Chief Executive Officer, Los Angeles Dodgers Foundation

As the leader of the award-winning Los Angeles Dodgers Foundation (LADF), Nichol Whiteman serves as the Chief Executive Officer where she guides LADF in tackling the most pressing problems facing Los Angeles. With a mission to improve education, health care, homelessness, and social justice for communities across Los Angeles and beyond, Nichol sees herself in the population she serves and works to narrow access gaps. Tasked with relaunching LADF in 2013 with just a \$600,000 budget, a new name, and logo, Whiteman's leadership has resulted in \$204 million raised in the last 11 years alone— including a \$100 million pledge in 2024 by our Chairman Mark

Walter and Dodgers Ownership. Creating lasting impact for Los Angeles, LADF has invested \$60 million in community programs impacting over 10 million children, including \$6 million in 2022 All-Star Game Legacy Projects. Under her leadership,

Whiteman also led LADF in rebranding its signature initiative now known as Dodgers Dreamteam, a program that soared from 2,700 participants in 2014 to 11,000 as of 2023. Prior to joining LADF, the Spelman alumna served as the Vice President, Western Region Officer for the Jackie Robinson Foundation and continues to nurture a relationship between the two iconic brands.

A product of Whiteman's vision, the Dodgers Foundation is the proud owner of an ESPY—having been named the 2020 ESPN Sports Humanitarian Team of the Year. She led LADF in receiving the 2020 Beyond Sport Award for Reducing Racial Inequalities and has been featured in Forbes Magazine, the New York Times, Sports Illustrated, and the L.A. Times to name a few. An unwavering advocate for sharing best practices through mentorship, Whiteman guides students and young professionals as she fights for the opportunities that all communities deserve. She resides in Los Angeles with her two sons, Timothy Jr. and Nicholas.



Erik Braverman

Senior Vice President, Marketing, Community Relations & Broadcasting

Erik Braverman is in his 16th year with the Dodgers and has had a major impact on the growth of the Dodger brand as it continues to expand beyond the world of baseball. In his role as Senior Vice President, Marketing, Community Relations & Broadcasting, Braverman manages the Dodgers' local and national broadcast relationships and directs the club's marketing and community relations initiatives, helping drive ticket sales and place the club in a position to lead the Majors in attendance each of the last eight years. He also

oversees the club's internal productions, creative efforts and the Dodgers' social media, which has set the standard for fan engagement and grown to become one of the most followed teams in baseball across all platforms. Braverman, an openly gay executive, oversees the Dodgers' PRIDE Business Resource Group and launched the club's first Pride Night in 2013, which has helped foster the team's strong year-round relationship with the LGBTQ community and grown into the most well-attended annual event of its kind in all of sports.

Prior to joining the Dodgers, Braverman served as Vice President of Programming and Operations for ABC Radio stations, KABC, ESPN Radio and Radio Disney from 1996-2008. He was at the programming helm of the Disney-owned Los Angeles flagship when ESPN Radio was introduced to Los Angeles in 2000.

Braverman was the Director of Talk and Sports Programming at Westwood One Radio from 1994-1996 where he oversaw a number of nationally syndicated shows. He moved to Los Angeles in 1989 where he worked as Executive Producer at KFI & KOST Radio.

A native of Houston, Texas, Braverman resides in West Hollywood with his husband, Jonathan Cottrell.



Josh Byrnes

Senior Vice President, Baseball Operations

Josh Byrnes enters his 11th season as the Dodgers' Senior Vice President, Baseball Operations, where he supervises the club's scouting and player development. Since his first season in 2015, the Dodgers have posted the best record in baseball, winning nine division titles, four National League pennants and two World Championships (2020, 2024).

He previously served as executive vice president/general manager for two of the Dodgers' NL West rivals, the Diamondbacks (Oct. 2005-July 2010) and Padres (Oct. 2011-June 2014). Byrnes began his baseball front office career in 1994 with the Indians, working as an advance scout in 1995 and 1996 before being promoted to director of scouting in June 1998. In Fall 1999, Byrnes became assistant general manager of the Rockies and moved to the Red Sox in the same role for the 2003-05 seasons, helping Boston to the 2004 World Series title.

Originally from Washington, D.C., Byrnes attended Haverford (PA) College, where he established school career records in home runs and RBI. He has two daughters, Avery and Darby.



Royce Cohen

Senior Vice President, Business Strategy

Royce Cohen is the Senior Vice President of Business Strategy for the Los Angeles Dodgers. Currently in his 16th season in the baseball industry, he built and manages the Dodger's Business Strategy and Analytics department. Additionally, he manages strategic planning for various revenue streams, directs the building of internal data systems and processes, drives the organization's marketing priorities, and negotiates contracts with several club partners.

Cohen led the creation of and oversees Dodgers 365, which manages all the Dodgers' non-baseball revenue streams, including stadium events and initiatives outside of Dodger Stadium.

Alongside Billie Jean King, Ilana Kloss, and Stan Kasten, he is a member of the Advisory Board for the Professional Women's Hockey League and was instrumental in the formation of the league, including in the acquisition of assets of the Premier Hockey Federation and the negotiation of a collective bargaining agreement with the Professional Women's Hockey Players' Association, and is also integral in the day-to-day operations of the six-team league that plays in Toronto, Ottawa, Montreal, Minnesota, New York, and Boston.

Cohen also works alongside Elysian Park Ventures, the Dodgers' venture capital arm that has invested in over 70 companies. Through EPV, he led the creation of Demand Analytics, a SaaS platform that integrates and automates dynamic pricing, sales forecasting, and market mix modeling for tickets to live events.

A native of Bensalem, Pennsylvania, Cohen graduated summa cum laude from The Wharton School in 2012 and was named one of Sports Business Journal's 2023 Forty Under 40 honorees.



Joe Crowley

Senior Vice President, Stadium Operations

Joe Crowley enters his seventh season as the Dodgers' Senior Vice President of Stadium Operations after joining the club in 2018.

Previously, Crowley worked at the United States Tennis Association for 10 years as the organization's Senior Director of Stadium Operations, where he oversaw operations at the Billie Jean King National Tennis Center in Flushing, NY before helping with the planning, opening and operations at the USA's National Campus in Orlando, FL.

Prior to his time at the USTA, Crowley served as Senior Director of Stadium Operations for 10 years at what is now Hard Rock Stadium in Miami, heading operations for the multi-sport facility which hosted the Marlins, Dolphins, University of Miami football and special events. He also worked for 10 years in operations for UPS in his native Massachusetts.

A University of Massachusetts graduate, Crowley and his wife Kelly reside in Pasadena, and have a son, Anthony.



Ralph Esquibel

Senior Vice President, Information Technology

Ralph Esquibel is in his 17th season with the Dodgers as an IT executive and fourth as the club's Senior Vice President, Information Technology. In this role, Esquibel oversees the organization's efforts in innovation, technology infrastructure, cybersecurity, compliance, application development, end-user support services and delivering overall organizational technology solutions that align with the Dodgers' mission and business goals.

Prior to joining the Dodgers, Esquibel held various technology positions within IBM, Toyota Motor Sales, American Honda Motors and Pioneer

Electronics.

Esquibel attended California State University, Los Angeles and served in the U.S. Marine Corps Reserves. He and his wife, Nancy, have a daughter, Alyssa and a son, Roman.



Eric Hernandez

Senior Vice President, Finance

Eric Hernandez is in his 15th season with the Dodgers and fourth as Senior Vice President, Finance. Since joining the organization in 2010, Hernandez has held several roles in the finance department, including controller and Vice President, Finance. In his current role, he oversees accounting, finance, payroll, purchasing and financial planning and analysis for the club. Since joining the Dodgers, Hernandez worked on the ownership transition in 2012 as well as having instrumental roles in the financial overview of construction projects at Dodger Stadium and Campo Las Palmas. He currently serves as the Executive

Sponsor for the Dodgers' SOMOS business resource group.

Prior to working for the club, Hernandez held various jobs in public accounting at White, Nelson and Co., and private industry at Dexter Corporation, Life Technologies, Invitrogen and eBioscience.

Hernandez graduated from Cal State Fullerton with a degree in Business Administration, Accounting and also passed the CPA exam in the state of California. A Southern California native, he and his wife, Remy, live in Rossmore with their two daughters, Brooklyn and Noelani. He volunteers his time with the VFW Post 3670 Youth Group and coaching his daughter's softball and basketball teams.



Dan Martens

Senior Vice President, General Counsel

Dan Martens joined the Dodgers in February 2017. He transitioned to Vice President and Deputy General Counsel in 2022, and then to Senior Vice President and General Counsel on January 1, 2023. As General Counsel, Martens oversees all aspects of the organization's legal affairs.

Before joining the Dodgers, Martens worked at the law firm of Latham & Watkins for 10 years, and then served as a founding partner of Dal Soglio & Martens for 15 years. While in private practice, Dan represented corporate clients in a wide variety of complex matters. Some of his more notable matters included the toxic tort cases made famous by the motion picture *Erin Brockovich*, and serving as national coordinating counsel for Aerojet Rocketdyne in connection with the company's asbestos litigation. Between 2010 and 2017, Dan served as outside counsel for the Dodgers in many different litigation matters.

A native of central Iowa, Martens received his professional education at the University of Iowa, graduating Phi Beta Kappa with Honors in 1991, and receiving High Honors and Special Distinction with his Juris Doctorate in 1994. He and his wife, Kathy, live in Manhattan Beach, California.



Antonio Morici

Senior Vice President, Ticket and Premium Sales & Service

Antonio Morici is in his sixth season as Senior Vice President, Ticket and Premium Sales and Service and his 22nd season overall with the Dodgers. Morici was named to his current position in 2018 and he oversees all ticketing functions, including premium seating, ticket sales, service and operations.

The California native first joined the Dodgers in 2002 as part of the ticket sales staff, but briefly left the organization from 2005-2006 to work for Staples Center/AEG. Morici returned to the Dodgers for the 2006 season and assumed a leadership role with the team's premium sales department.

He was then elevated in 2009 to oversee all facets of the premium seating business, a role he held for nearly a decade. Under his leadership, the team adopted a tech savvy approach to sales and service, and helped establish many practices that are now considered industry standards.

Originally from the Bay Area, Morici graduated from the University of Southern California. He lives in Los Angeles with his son Charlie and daughter Molly.



Lorenzo Sciarrino

Senior Vice President, Global Partnerships

Lorenzo Sciarrino enters his second season as Senior Vice President, Global Partnerships. In his role, Sciarrino heads the Dodgers' global sponsorship department, supervising and engineering franchise partnerships with businesses domestically and internationally. Sciarrino returned to the Dodgers in 2024 after spending 12 seasons with the club from 2005-17.

Prior to his return, Sciarrino served as Vice President of Corporate Partnerships within the Property Solutions division at WME Sports, a part of the Endeavor network, where he helped drive jewel asset sales representation (including jersey patches and naming rights) and provided strategic consulting services to teams, leagues, venues and governing bodies. Additionally, Sciarrino was responsible for identifying new business opportunities for the vast Endeavor portfolio of companies that includes William Morris Endeavor (WME), IMG and the UFC, to name a few. Prior to joining WME Sports, Sciarrino served as Vice President of Global Partnerships for Legends, the global premium experiences company that delivers holistic solutions for sports and entertainment properties. Sciarrino managed partnership sales efforts on behalf of the LA Stadium & Entertainment District at Hollywood Park, an historic mixed-use development in the heart of Los Angeles, and he joined a team effort to secure one of the most momentous naming rights deals in industry history: SoFi Stadium.

His first stint with the Dodgers culminated in his role as VP of Corporate Partnerships. During his tenure, he helped architect a refined go-to-market partnership sales strategy that resulted in historic revenue growth for the organization. Originally from Pennsylvania, Sciarrino received his Bachelor of Science in Sports Management from the University of Massachusetts Amherst.

He resides in Studio City with his wife Jen and kids Joseph and Christian.



Galen Carr

Vice President, Player Personnel

Galen Carr enters his 11th season with the Dodger organization and fifth as Vice President, Player Personnel. Carr, 49, joined the Dodgers as Director, Player Personnel in November of 2014.

Prior to joining the Dodgers, Carr spent 15 years with the Boston Red Sox, most recently serving as a Special Assignment Scout (2012-2014), with responsibilities that included evaluating Boston's minor league affiliates as well as various international scouting assignments in Latin America and Asia. With Boston, Carr also served as a Major League Scout (2007-2011), Professional Scout (2006), and Advance Scouting Coordinator (2000-2005), after starting

out as an intern in 1999.

A native of Walpole, NH, Carr graduated from Colby College in Waterville, ME where he majored in American Studies and was a starting pitcher for the baseball team. He currently resides in Los Angeles with his wife Jennifer, son Miles, and daughter Zoë.



Ismael Cruz

Vice President, International Scouting

Ismael Cruz enters his eighth season as the Dodgers' Vice President of International Scouting. In 2024, Baseball America honored him with the Gwynn Award, for a lifetime of contributions to the game.

Prior to his time with Los Angeles, Cruz was the Blue Jays' special assistant of Latin American operations for four years following a successful stint as the Mets' International Scouting Director from 2006-11. During his time with the Mets and Blue Jays, Cruz was instrumental in helping to sign Vladimir

Guerrero Jr., Franklin Barreto, Richard Ureña, Miguel Castro, Jose Fernández, Jeurys Familia, Wilmer Flores, Juan Lagares and Rafael Montero. He began his front office career in 2002 as the Expos' Director of International Scouting and Development, where he served until 2005.

Cruz, an infielder, was selected by the Phillies in the 20th round of the 1989 draft out of Eckerd College (FL) and played professionally for two seasons before returning to school to complete his Bachelor's degree in International Business. He then scouted in Colombia for the Pirates and Reds before becoming a sports agent in 1998. In 2001, he managed the Dominican Summer League Padres to a 39-29 record.

A native of Santo Domingo in the Dominican Republic, Cruz is married to his wife, Peggy, and they have three sons, Brian, Jonathan and Anthony, and two grandchildren. His father, Pablo Cruz, was a longtime scout for the Pirates, and his son, Jonathan, works in baseball operations for the Braves.



David Finley

Vice President, Scouting

David Finley is in his 11th season as the Dodgers' Vice President, Scouting. Prior to joining the Dodgers, he spent 13 seasons in the Red Sox organization and rose up the organizational ranks to become Boston's director, player personnel during his final three seasons with the club. Finley was also a special assistant to the general manager with Boston after joining the organization as its West Coast crosschecker prior to the 2002 season and then spending five years as the Red Sox's national crosschecker from 2005-09. He earned Red Sox Scout of the Year honors in 2007.

He previously worked as an area scout for the Padres (1991-94) and Marlins (1995-2001).

Finley played college baseball at UC Riverside, and was inducted into the school's Hall of Fame in 2018. Drafted by Oakland in 1987, he played two seasons as an infielder in the A's system.

Finley resides in San Diego with his wife, Tricia, and is a proud father to two daughters, Brooke and Brittany, a son-in-law Alex, a son, Drew, who is the pitching coach at Nichols State and two grandchildren, Beau and Emerson.



Billy Gasparino

Vice President & Assistant General Manager, Baseball Operations

Billy Gasparino is in his 11th season with the Dodgers and second as Vice President of Baseball Operations. Gasparino joined the Dodgers prior to the 2015 season as director of amateur scouting and has overseen many successful drafts that have produced core members of the Dodgers' championship runs, including Walker Buehler, Tony Gonsolin, Dustin May, Bobby Miller, Gavin Lux, Gavin Stone and Will Smith.

Previously, Gasparino worked for the Padres for four seasons as director of scouting (2012-14) and national crosschecker (2010-12). Prior to joining the Padres, he worked for the Blue Jays as an area scout covering Southern California from 2004-06 before being promoted to national crosschecker by the Blue Jays in 2007. He got his start working in the front office as an intern with the Cleveland Indians in 2003.

An infielder during his playing career, Gasparino was selected by the Rockies in the 17th round of the 1999 First-Year Player Draft from Oklahoma State University and spent one season in their minor league system with Single-A Portland.

He resides in Los Angeles with his wife, Jenna, and sons, Will and Lucca.



Ellen Harrigan

Vice President, Baseball Administration

Ellen Harrigan enters her 26th season with the Dodgers and second as Vice President, Baseball Administration.

Harrigan is in her 44th year of professional baseball, after starting her career in 1981 working in baseball operations with the Toronto Blue Jays under Hall of Fame GM Pat Gillick. She spent 15 years with the Toronto organization, including five seasons working as the General Manager of the Single-A St. Catharines Blue Jays, before joining the Baltimore Orioles in Major League Operations from 1996-99. Harrigan was named as Female Executive of the

year twice during her tenure in the New York-Penn League and more recently was recognized by Sports Business Journal with a 2023 Game Changer Award.

In her role with the Dodgers, Harrigan oversees all administrative facets of the baseball side, from contracts and budgets to support programs for players and their families. She is also a tremendous advocate and resource for the field staff, including those Dodger employees in scouting and player development who are not based in L.A.

Harrigan, who was born in Ireland and emigrated to Canada at a young age, resides in Santa Clarita with her son Justin.



Damon Jones

Vice President, Assistant General Manager & Baseball Legal Counsel

Damon Jones enters his fourth season as Vice President, Assistant General Manager & Baseball Legal Counsel. In his role, Jones assists President of Baseball Operations Andrew Friedman and Executive Vice President & General Manager Brandon Gomes in all facets of baseball operations. He also brings legal expertise to bear on any matters touching baseball operations. Prior to joining the Dodgers, Jones spent 13 seasons with the Washington Nationals, where he was Senior Vice President & General Counsel for Baseball & Business Operations and served as a senior member of the baseball operations department with a focus on player acquisitions and contracts, salary arbitration, Basic Agreement and Major League rules issues, international and minor league operations, league relations, and other key elements of baseball operations. Jones also was a senior member of the Nationals business executive team, and later served as Chief Legal Officer of the Washington Commanders.

Jones is an alumnus of Harvard Law School, the Wharton School, and the University of California, Santa Barbara, where he played Division I Baseball and was recently selected to the UCSB Athletics Hall of Fame as the "Distinguished Gaucho."



Jeff Kingston

Vice President & Assistant General Manager

Jeff Kingston is in his seventh season as the Dodgers' Assistant General Manager & Vice President of Baseball Operations following nine seasons with the Seattle Mariners. Kingston originally joined the Mariners in September of 2009 as an Assistant GM and was subsequently promoted to be the club's Assistant GM & Vice President of Baseball Operations after the 2015 season. During his time with Seattle, Kingston assisted with player acquisitions and contract negotiations for the Major League club, while overseeing the Player

Development and Baseball Analytics departments.

Prior to his time in Seattle, Kingston spent nine seasons (2001-09) with the San Diego Padres. After interning with the club in the corporate development department in the summer of 1999, Kingston rejoined the Padres full-time in 2001 as an Assistant to the Director of Player Development. He was promoted to Director of Baseball Operations in November 2002, a position he held until being hired by the Mariners.

Kingston is a 1999 graduate of Dickinson College in Carlisle, PA, where he earned a degree in economics. He has three children.



William Rhymes

Vice President, Player Development

William Rhymes enters his 10th year with the Dodgers and second as Vice President, Player Development. In his role, Rhymes oversees the minor league system, staffing and staff development, MiLB roster construction and management while collaborating across departments to support player acquisition and maximization efforts. He joined the Dodgers as a Pro Scout in 2016, was promoted to Assistant Director, Player Development in 2018 and was then named Director, Player Development in 2019 prior to his latest

promotion.

Rhymes earned a B.S. in Biology/Pre-med from the College of William and Mary in 2005 and was drafted by the Detroit Tigers that same year. An infielder, he made his Major League debut for the Tigers in 2010 and retired in 2014 after parts of 10 pro seasons with Detroit, Tampa Bay and Washington.

Rhymes lives in Phoenix.



Alex Slater

Vice President & Assistant General Manager

Alex Slater is in his 11th season with the Dodgers and fourth in his role as Vice President, Assistant General Manager. In this role, Slater works closely with President, Baseball Operations Andrew Friedman and Executive Vice President and General Manager Brandon Gomes on player personnel, roster management and construction, contract negotiations and overseeing the Baseball Strategy and Information departments as well as Baseball Systems. Before earning his promotion, Slater was previously the Assistant Director of Scouting and the Director of Baseball Operations for Los Angeles.

Prior to his time with the Dodgers, Slater graduated from the University of California, Berkeley and then worked with the San Diego Padres in their pro scouting department.

Slater is a San Francisco native and lives in Los Angeles with his wife, Lauren, and their son, Alden.



Shahram Ariane

Vice President, Security & Guest Services

Shahram Ariane was appointed as Dodgers' Vice President of Security & Guest Services in February of 2014. Ariane had previously served as Dodgers' Director of Security & Guest Services, 2005 through 2010.

Prior to rejoining the Dodgers in 2014, Ariane served as the Director Campus Safety for The Claremont University Consortium. Founded in 1887, the Claremont Colleges is made up of seven distinguished institutions on a 550-acre campus that include Claremont McKenna College, Pomona College, Claremont Graduate University, Scripps College, Pitzer College, Harvey Mudd

College, and Keck Graduate Institute.

Prior to joining the Dodgers in 2005, Ariane served as the Vice President of Security for STAPLES Center in Los Angeles. Ariane played a key role in the successful public safety planning and implementation of a series of large-scale events since the opening of STAPLES Center in 1999. These included such prominent events as the Democratic National Convention in 2000, the Grammy Awards, U.S. National Figure Skating Championship, NHL and NBA All-Star Games, three NBA championship series, and numerous other large-scale events.

Ariane's professional background in public safety spans more than 28 years and includes specialized training in threat and vulnerability assessment by the United States Department of Defense, disaster preparedness and emergency response by the City of Los Angeles Fire Department, and emergency operation management by the Federal Emergency Management Agency (FEMA), in conjunction with the United States Secret Service.

Ariane is an ASIS Board Certified Protection Professional (CPP) and has a B.A. degree in Political Science.



Allister Annear

Vice President, Merchandise & Retail

Allister Annear enters his 17th season with the Dodger organization as Vice President Merchandising & Retail.

Annear was born and raised in Johannesburg, South Africa, and toured the world as a professional musician. He is a 30-year veteran in retail and has worked for such organizations as Ralph Lauren, Kenneth Cole, and Lucky Brand. Prior to joining the Dodgers, Annear spent nine years at Skechers USA as the DMM for all fashion brands. He was the recipient of the 2013 MLB Retailer of the Year award.

Annear, his wife Amanda and daughter Ella live in Hancock Park.



Seth Bluman

Vice President, Ticket Operations

Seth Bluman begins his 32nd season with the Dodgers organization, all in the Ticket Operations department. In this time, Seth has helped with the distribution of more than 100 million tickets.

He has been in his current role of Vice President of Ticket Operations since 2013. Bluman represented the Dodgers in the MLB Network trivia game show Baseball IQ back in 2012.

A native of Long Island, New York, he lives with his wife, Joanne, and their two kids, Sarah and Emma, in West Hills.



Sara Curran

Vice President, Accounting

Sara Curran enters her 23rd season with the Dodgers and second as Vice President of Accounting. In her role, Curran oversees the accounting functions of the department, including financial reporting process, accounts payable, accounts receivable, payroll and fixed assets. She also works closely with both internal and external partners, such as sponsorship, Levy Restaurants, merchandise and the Dodgers' operations in the Dominican Republic.

Originally pursuing a degree in biology and chemistry at University of California, Riverside to become a physical therapist, Curran switched majors and enrolled in the math program. After interning with the Dodgers in 2003, she completed her degree and was hired full-time shortly afterward.

Curran and her husband, Mike, reside in Riverside with their two sons, Kellen and Kasey.



Michelle Darringer

Vice President, Risk Management

Michelle Darringer enters her 13th season with the Dodgers as Vice President of Risk Management. During her career in risk management, Darringer has held a few positions in the entertainment industry, including Vice President of Risk Management for Fox Entertainment Group.

As an integral part of the Dodgers' legal and HR departments, Darringer has dealt with issues ranging from workers' compensation insurance, liability, insurance defense litigation, and a number of HR projects that have been critical to the successful operation of business.

In March 2020, she was instrumental in creating and implementing the rules, policies, and procedures in dealing with the Covid-19 pandemic and the impact on the workplace. She worked closely with government agencies in testing and vaccination efforts and continues to work on all these matters to ensure the safest work environment possible.

She has previously served on the board of directors and is a past President of the Los Angeles Chapter of the Risk Management Society.



Marilyn Davis

Vice President, People Operations

Marilyn Davis is in her seventh year as Vice President of People Operations, leading core human resources functions that support the organization's employees. Her responsibilities include compensation, workforce performance, organizational alignment, training and development, employee and labor relations, HR business consulting, employee benefits, and employee events across all business units.

She earned a degree in Business Administration with a focus on Human Resources from California Polytechnic University of Los Angeles. Prior to joining the Dodgers, Marilyn gained extensive experience in the entertainment, media, and financial sectors, including roles at Univision and Fox Entertainment.



Chaitali Gala Mehta

Chief Operating Officer, Los Angeles Dodgers Foundation

Chaitali Gala Mehta is the Chief Operating Officer of the Los Angeles Dodgers Foundation (LADF), where she manages internal operations resulting in seamless programming impacting thousands of youth and families. As a member of the executive team, Gala Mehta is responsible for organizational management and leadership, ensuring alignment across the organization with a focus on internal operations including finance, HR and legal/risk. Chaitali joined the team 11 years ago as the Director of Grants & Strategic Partnerships to build LADF's comprehensive grantmaking program.

Before joining LADF, she was the Director of Cause Marketing for the nonprofit After-School All-Stars, leading all national marketing and communication efforts and corporate partnerships. Prior to After-School All-Stars, Gala Mehta served as Director of Corporate Partnerships and Special Events for LA's Promise, a local school turnaround nonprofit, directing all corporate fundraising initiatives and special events to increase annual funding for South L.A. public schools.

A breast cancer survivor, Gala Mehta is honored to be a founding member of the Associate Advisory Board of Simms/Mann – UCLA Center for Integrative Oncology. Gala Mehta also serves on the Los Angeles Dodgers Employee Business Resource Group Diversity Committee and is the representative on the Diversity Committee assisting the organization in strengthening our culture of inclusion.

She holds a Bachelor of Arts in Political Science from the University of California, Berkeley, and lives in Los Angeles with her husband, Akshay, and their daughter, Layla.



Chad Gunderson

Vice President, Deputy General Counsel

Chad Gunderson is entering his 16th season with the Dodgers and third as Vice President and Deputy General Counsel. Before joining the Dodgers, he worked at the law firm of Kirkland & Ellis LLP for three years.

He received his bachelor's degree from Northern State University in his native state of South Dakota and his law degree from UCLA School of Law.

He currently lives in Woodland Hills with his wife, Brenda, and his two daughters, Maya and Macy.



Kristin McCowan

Vice President, Government & Community Affairs

In her role as Vice President of Government Affairs and Community Relations, McCowan leads the team's government, civic, community, and philanthropic efforts with an emphasis on the organization's relationships with local leaders, government agencies, non-profit organizations and the many diverse communities that make up the Greater LA region.

Under her leadership, the Dodgers' Government Affairs and Community Relations team focuses their efforts in four key areas: Youth, Education and Fitness, Health and Wellness, Accessibility and Service. Through these pillars, the Dodgers Government Affairs and Community Relations team activates various initiatives annually, including military and veterans' outreach, education, and wellness programs, Dodger Blue Wishes, Kids for Dodgers Baseball, and L.A. Reads, to name a few, positively impacting the lives of thousands of Angelenos annually.

McCowan serves on the boards of the Getty House Foundation, the LA Chamber Board of Governors, and Mayor Bass' International Advisory Council and represents the Dodgers at business organizations including the Central City Association, and the L.A. County Business Federation (BizFed).

Prior to joining the Dodgers, she served in senior leadership positions in the Office of Mayor Garcetti, the Executive Office of the President under President Obama and with the Committee on House Administration in the U.S. House of Representatives. In addition, McCowan was elected and served as the Mayor Pro Tempore on the Santa Monica City Council from 2020-2022.

She earned her B.A. in Political Science from California State University, Northridge, and her Master of Public Administration from the University of Southern California and currently lives in Santa Monica, with her husband, Albert, and their two children.



Greg Morrison

Vice President, Global Partnerships

Greg Morrison returned to the Dodgers in 2024 as Vice President, Global Partnerships. He previously worked for the Dodgers from 2013-18 in the group and while there helped close and manage national and international partnerships.

Morrison has over 23 years of experience in professional sports, including leading partnership sales for two of the largest recent sports projects, Intuit Dome and Allegiant Stadium.

With additional management positions at AEG, Legends and the Clippers, he has extensive experience leading sales teams and negotiating mutually beneficial partnerships. In his most recent front office role for the Clippers, Morrison helped lead the team from 29th in NBA partnership revenue to No. 2 while also heading up strategic efforts to balance large founding partnerships and carving the ability to do meaningful and impactful sponsorships around those large commitments. While at Allegiant Stadium, he helped spearhead record setting revenues for the organization, resulting in the Raiders climbing from 32nd in the NFL in partnership revenue to the top three in less than two years.

Originally from the Seattle area, Morrison graduated from the University of Washington with additional coursework at Gonzaga University. He currently lives in Redondo Beach with his wife and daughter.



Courtney Moore

Vice President, Diversity, Equity & Inclusion and Talent Relations

Courtney Moore was hired by the Dodgers in 2021 and is a seasoned diversity and talent development professional with a career that spans over 20 years. She has worked in leadership roles across the finance, engineering, law and sport industries, where she has a proven track record as a successful agent of change for diversity and inclusion. As the Vice President of Diversity, Equity & Inclusion and Talent Relations, she creates and implements strategy to enhance the organization's pipeline for talent and culture of inclusion.

Prior to joining the Dodgers, she worked for the Munger, Tolles & Olson law firm and has also served in various diversity roles with Morgan Stanley, The Aerospace Corporations and law firms where she was responsible for a variety of diversity initiatives encompassing recruitment, retention and other programs to foster inclusion.

Moore is a licensed attorney having practiced in Corporate Restructuring. She also has several years of experience in talent acquisition having worked for Special Counsel and The Hollins Group in direct hire corporate placements. She previously worked in the sports industry as the Broadcast and Special Events Coordinator for the Chicago White Sox and earned a Juris Doctor from the University of Miami, a Masters in Sports Management from the University of Massachusetts and a Bachelor's in International Relations from Mount Holyoke College.

She resides in Pasadena, California with her husband and two sons.



Craig Sindici

Vice President, Premium Sales & Services

Craig Sindici begins his 21st season with the Dodger organization and sixth as Vice President, Premium Sales & Service, after being promoted to the position in January 2020. After moving to the Rose Bowl in 2016 to oversee their Premium Sales and Service project, Sindici returned to the Dodgers in 2018 as Senior Director, Premium Sales and Service. He originally joined the Dodgers prior to the 2003 season as Account Executive, Group Sales, before transitioning into the Premium Sales department in 2007. He was promoted to Manager, Premium Sales in 2010 before transitioning into the role of Director,

Premium Sales in 2014.

In his current role, he is responsible for all aspects of the department including the sales and service of the five Premium Seating areas; Yaamava' Dugout Club by San Manuel, Baseline Club, Bank of America Suite Level, Champions Lounge and Stadium Club Boxes.

A native of San Mateo, California, Sindici graduated from UC San Diego with a Bachelor of Arts in Communications. He and his wife, Claudia, live in Pasadena, California with their three children, Ava, Nina and Xavier.



Michael Spetner

Vice President, Business Analytics

Michael Spetner enters his 11th season with the Dodgers and second as Vice President, Business Strategy and Analytics. He joined the organization as a Business Analyst in 2015, with a mission to bring data to the forefront of business strategy for the Dodgers. Over the last decade, he and his team have developed analytical tools and frameworks to help business leaders across the organization leverage data and insights to make key decisions. In his current role, Spetner oversees a diverse team of engineers and analysts, who are responsible for data infrastructure, reporting and software development.

Spetner was born and raised in Los Angeles and grew up a Dodger fan about 15 minutes away from Dodger Stadium. He and his wife Megan, live in Silver Lake with their son, Sascha.



Jeanne Vetter

Vice President, Global Partnerships

Jeanne Vetter is an accomplished professional with an exceptional track record in fostering impactful partnerships within the realms of esports, sports entertainment and corporate collaborations. She joined the Dodgers in 2023 as Vice President of Global Partnerships after serving as the former Head of Business Development for the Americas at Riot Games. In her current capacity, Vetter assumes a pivotal role responsible for both domestic and global partnership strategies within the department, leveraging her extensive background to drive impactful initiatives and forge mutually beneficial

relationships.

Prior to her time at Riot, she held the position of Director of Corporate Partnerships at Fox Sports. At Fox, she played a key role in the successful oversight of the L.A. Memorial Coliseum renovation and its historic naming rights deal.

Hailing from San Juan Capistrano, Vetter is a proud alumna of the University of Southern California, where she earned her Bachelor of Arts degree in International Relations. She shares her time between Hermosa Beach and Malibu with her husband, Joe.



Jon Weisman

Vice President, Communications

Jon Weisman enters his third season as Vice President, Communications for the Dodgers, overseeing strategy and operations for external and internal communications.

He rejoined the Dodgers in September 2023, having served as Director, Digital and Print Content from 2013-17. His public association with the franchise began in 2002 with the founding of his pioneering website *Dodger Thoughts*, which he followed with two books about the team: *100 Things Dodgers Fans Should Know & Do Before They Die* and *Brothers in Arms: Koufax, Kershaw,*

and the *Dodgers' Extraordinary Pitching Tradition*.


In between his Dodger stints, Weisman served six years as Vice President, Corporate Public Relations for Showtime Networks, Inc. He began his journalism career in 1986, writing for media outlets that include the Los Angeles Times, Los Angeles Daily News, Variety and ESPN.com. His first novel, *The Catch*, was published in November 2023.

Weisman holds a B.A. in American Studies from Stanford University and an M.A. in English from Georgetown University.

He is a native of Los Angeles, where he and his wife Dana have raised their three children, Lilah, Casey and Dashiell.

Fernando Valenzuela

1960-2024



*Fernandomanía por siempre.
Fernandomania forever.*



COACHES



2025 Media Guide
Los Angeles Dodgers



DAVE Roberts

MANAGER | 30

Opening Day Age: 52 (May 31,
1972 In Okinawa, Japan)

Resides: Cardiff, CA

Appointed: November 23, 2015

Managing and Coaching

- The 2016 NL Manager of the Year and two-time World Series champion skipper enters his 10th season at the helm of the Dodgers and begins the year with the highest winning percentage by a manager in Major League Baseball history (minimum 850 games managed) at .627 (851-507)

- Roberts joins Bruce Bochy (4) and Terry Francona (2) as the only current managers who have been at the helm of multiple World Series winning teams...since 2000, he (4) and Bochy (4) are the only big league managers to have taken part in four or more World Series

- Is the only National League manager in history to lead his team to the playoffs in his first nine seasons and first to accomplish that feat since Joe Torre led the Yankees to the playoffs in his first 12 seasons at the helm

- In 2020, he joined Cito Gaston (Toronto, 1992, 1993) as the only Black managers to win a World Series...he is the only Manager of Asian descent to win the WS

- Has won the National League West division in eight of nine seasons (2016-2020, 2022-24) while capturing the NL pennant four times (2017, 2018, 2020 and 2024)...guided the Dodgers to a then franchise-record 106 wins in 2019 and 2021 and followed that up by winning a franchise record 111 games in 2022. Has won at least 100 games in five of nine campaigns

- Is one of five managers all-time with five 100+ win seasons, joining Bobby Cox (6), Joe McCarthy (6), Connie Mack (5) and Earl Weaver (5) ...is the quickest manager in history to record five 100+ win seasons

- Roberts' 851 wins rank fourth in franchise history, and he, Walter Alston (4) and Tommy Lasorda (2) are the only Dodger managers to win a World Series

- Among current managers, his 56 Postseason victories rank second behind Bruce Bochy (57)...he ranks sixth all-time in MLB history in Postseason victories, trailing Joe Torre (84), Tony La Russa (71), Bobby Cox (67), Dusty Baker (57) and Bochy

- Became the first Major League manager to skipper three straight All-Star teams (2018, 2019, 2021) since Joe Torre guided four straight American League squads from 1999-2002

- Has received Manager of the Year votes in all nine seasons as Dodger manager in the Baseball Writers' Association of America balloting, finishing first (2016), second (2017, 2022), fourth (2019), fifth (2020, 2021, 2023), sixth (2018) and seventh (2024).

- In 2017, led the club to the best record in the Majors for the first time since 1974 with a 104-58 mark and the National League's best record for the first time since 2009

- Managed his club to the best 50-game stretch in franchise history, as the Dodgers won 43 of 50 games from June 7, 2017 until August 5, 2017...it was the best stretch in the Majors since the 1912 New York Giants, who went 43-7 from May 6 until July 3; and according to Elias Sports Bureau, only four teams have put up a stretch of winning 43 of 50 games or better in baseball history: the 2017 Dodgers, the 1912 Giants, the 1906 Cubs and the 1884 St. Louis Maroons

- In his first season as Dodger manager in 2016, he was named NL Manager of the Year on Nov. 15, 2016, receiving 16 of 30 first-place votes, to join Hall of Famer Tommy Lasorda (1983, '88) as the only managers in Dodger history to win the award since its inception in 1983...it was just the sixth time the award went to someone who was in his first full season as a manager...also became the first manager of Asian descent to win the award

- In his first season as the club's manager, he led the Dodgers to an NL West title, becoming just the second rookie manager ever to lead Los Angeles to a division title, joining Tommy Lasorda (1977)

- Honored as the Sporting News' 2016 NL Manager of the Year, becoming just the third Dodger manager to receive the award by the publication, joining Hall of Famers Leo Durocher (1939) and Walter Alston (1955, '59, '63)...won the award again in 2024

- Made his Dodger managerial debut on April 4, 2016 in San Diego with a 15-0 victory over the Padres, the largest margin of victory in a shutout win on Opening Day in MLB history

- Named the 28th manager in Dodger franchise history on Nov. 23, 2015...is the 10th skipper in Los Angeles Dodger history and the fourth to both play and manage for the team, joining Tommy Lasorda, Bill Russell and Glenn Hoffman

- Became the first manager of color in Dodger franchise history

- Following the conclusion of his playing career, spent the 2010 season in San Diego's front office, before becoming the Padres' first base coach from 2011-13...served as San Diego's bench coach for the 2014 and 2015 campaigns...managed the Padres for one game on June 15, 2015, following the departure of Bud Black

All-Time Dodger Managers

Name	W-L	Pct	Years
McGinnigle, Jim	86-43	.667	1890
Ward, John Montgomery*	156-135	.536	1891-92
Foutz, Dave*	264-257	.507	1893-96
Barnie, William	76-91	.455	1897-98
Griffin, Mike*	1-3	.250	1898
Ebbets, Charlie	38-68	.358	1898
Hanlon, Ned	511-488	.512	1899-1905
Donovan, Patsy*	184-270	.405	1906-08
Lumley, Harry*	55-98	.359	1909
Dahlen, Bill*	251-355	.414	1910
Robinson, Wilbert	1373-1341	.506	1914-31
Carey, Max*	146-161	.476	1932-33
Stengel, Casey*	208-251	.453	1934-36
Grimes, Burleigh*	131-171	.434	1937-38
Durocher, Leo*	739-565	.567	1939-48
Sukeforth, Clyde*	2-0	1.000	1947
Shotton, Burt	326-215	.603	1947-1950
Dressen, Charlie	298-166	.642	1951-53
Alston, Walter	2040-1612	.559	1954-76
Lasorda, Tommy*	1599-1439	.526	1976-96
Russell, Bill*	173-149	.537	1996-98
Hoffman, Glenn*	47-41	.534	1998
Johnson, Davey	163-161	.503	1999-2000
Tracy, Jim	427-383	.527	2001-05
Little, Grady	170-154	.525	2006-07
Torre, Joe	259-227	.533	2008-10
Mattingly, Don	446-363	.551	2011-15
Roberts, Dave*	851-507	.627	2016-

* Played for franchise

Playing Career

- Played in the Majors for 10 seasons, debuting with the Cleveland Indians on Aug. 7, 1999...played for the Indians (1999-2001), Dodgers (2002-04), Red Sox (2004), Padres (2005-06) and Giants (2007-08)

- In 832 career games, batted .266 with 243 stolen bases, including a career high 49 in 2006...also hit a career-best .293 with San Diego in 2006

- Was the Dodgers' starting center fielder from 2002-04, hitting .262 in 302 games and stealing 118 bases in 143 attempts (82.5%)

- Was traded by the Dodgers to the Red Sox at the 2004 trade deadline, and then famously stole second base off the Yankees' Mariano Rivera in the ninth inning of Game 4 of the 2004 ALCS...the steal put him in position to score the tying run later in the frame as Boston became the first team in MLB history to rally from a 3-0 series deficit in the Postseason and win a seven-game series

Personal

David Ray Roberts...he and his wife, Tricia, have a son, Cole and a daughter, Emmerson...was born to an African-American father and a Japanese mother in Okinawa, Japan...attended Rancho Buena High School in Vista, CA...playing quarterback, he led his squad to the San Diego Class 3 A State title in 1990...played baseball at UCLA and is the school's all-time leader in stolen bases (109)...graduated in 1995 with a degree in history...was originally drafted by the Detroit Tigers in the 28th round of the 1994 MLB First-Year Player Draft...along with former Giants' teammate Rich Aurilia and John Micek, owns Red Stitch winery in the Napa Valley...is a member of Major League Baseball's Diversity Pipeline Advisory Committee, the Player Development Diversity and Inclusion Committee and the UCLA Jonsson Comprehensive Cancer Center Board...additionally, is a member of the Anti-Defamation League's Sports Leadership Council Committee...was inducted into the UCLA Sports Hall of Fame on July 15, 2020, along with Keira Goerl, Lauren Holiday, Kevin Love, Mike Powell, Noelle Quinn, Tasha Schwikert, Russell Westbrook and Adam Wright.



Josh Bard

Bullpen Coach

54

Opening Day Age: 47 (March 30, 1978 in Ithaca, NY)

Resides: Castle Rock, CO

Appointed: Dec. 12, 2019

Coaching/Front Office Career: Bard is in his eighth season overall as Dodger bullpen coach and sixth straight in the position...served on the National League All-Star coaching staff in 2021...spent two years with the Yankees in 2018 and 2019 as bench coach...this is Bard's second stint with the Dodgers, also serving as a bullpen coach in 2016 and 2017...prior to being hired as the bullpen coach, Bard spent three years in the Dodgers' front office as a special assistant (2013) and professional scout (2014-15)...In 2024, Dodger relievers ranked third in the NL with a 3.53 ERA and tied for second with a 1.18 WHIP...since coming back to the Dodgers in 2020, has led the bullpen to a 3.21 ERA, a 1.14 WHIP and a .215 opponents' average, which are all the best in baseball over the last five years...was the bench coach for New Zealand's World Baseball Classic qualifier team in February 2016.

Playing Career: The former backstop played in 10 Major League seasons with the Indians (2002-05), Red Sox (2006), Padres (2006-08), Nationals (2009) and Mariners (2010-11) before finishing his career with the Dodger organization in 2012 as a non-roster invitee to Spring Training and played 45 games at Triple-A Albuquerque...he appeared in 586 big league games and batted .254/.320/.385 with 39 home runs...he was originally selected by the Rockies in the third round of the 1999 First-Year Player Draft...Bard was a member of the 1996 18U U.S. National Team, the 1997 and 1998 U.S. National Baseball Teams and the 2001 World Cup Team...Bard was the 1997 Big-12 Conference Freshman of the Year at Texas Tech and was a three time All-American (1997, 1998, 1999).

Personal: Joshua David Bard is married to Lindsey and they have three children – Luke, Hannah and Karis...his hobbies include reading, hunting and watching movies.



Aaron Bates

Hitting Coach

98

Opening Day Age: 41 (March 10, 1984 in New York, NY)

Resides: Scottsdale, AZ

Appointed: Nov. 28, 2022

Coaching/Front Office Career: Bates is in his 11th season with the Dodger organization and third as hitting coach after spending four years as the assistant hitting coach with the Major League club (2019-22)...In 2024, the offense led the NL with 233 homers and was first in the Major Leagues with 550 extra-base hits and a .781 OPS...Bates served on the National League All-Star coaching staff in 2021...in addition to his responsibilities at the Major League level, Bates also served as the director of hitting for the Dodger minor league system from 2019-22...Bates began his coaching career in 2015 as the Rookie-level AZL Dodgers hitting coach...he held the same position for Single-A Great Lakes in 2016 and with High-A Rancho Cucamonga in 2017...in 2018 he served as assistant hitting coordinator for the Dodger minor league system.

Playing Career: Bates was selected by the Boston Red Sox in the third round of the 2006 First-Year Player Draft out of North Carolina State University and spent eight seasons (2006-14) in the minor leagues as an outfielder and first baseman in the Red Sox, Twins, Cardinals and Dodger organizations...he posted a .278/.374/.427 line with 77 home runs and 358 RBI in the minors in 735 games...Bates made his Major League debut with the Red Sox on July 6, 2009, and appeared in five big league games with four hits and a walk in 12 plate appearances.

Personal: Aaron Bates is married to Lacey...they have two sons, Hudson and Beckett, and a daughter, Kinsley...Lacey was Miss Massachusetts USA in 2010...Bates' father-in-law, Doug Wilson, played for 16 seasons in the NHL and was the general manager of the San Jose Sharks for 19...was a 2021 inductee into the Hockey Hall of Fame...his brother-in-law Doug Wilson Jr. is a pro scout supervisor for the Seattle Kraken...Bates played eight years of Winter Ball in Puerto Rico (his mother is Puerto Rican).



Dino Ebel

Third Base Coach

91

Opening Day Age: 59 (March 20, 1966 in Barstow, CA)

Resides: Rancho Cucamonga, CA

Appointed: Nov. 28, 2018

Coaching/Front Office Career: Ebel is in his seventh season as Dodger third base coach and this year will transition from infield coach to outfield coach for the first time in Los Angeles...served on the National League All-Star coaching staff in 2019 and 2021...prior to this time with the Dodgers, served as the Angels third base coach from 2006-13 and 2018 and bench coach from 2014-17...spent 2005 managing Angels' Triple-A affiliate Salt Lake, leading Stingers to a 79-65 record...was Angels' outfield coach from 2011-15 and 2018 and infield coach in 2017...in 2014, served as manager for three games, going 3-0, while Mike Scioscia was away attending his daughter's college graduation and attending former teammate Bob Welch's funeral...named to coaching staff of World Team for 2005 Futures Game...coached in the Dodger organization from 1991-2004 where he managed from 1997-2004...served as manager of Double-A Jacksonville for three seasons (2002-04)...in 2001, managed Single-A Wilmington...spent 2000 season managing Single-A San Bernardino, guiding club to the California League title...managed Single-A Yakima in 1999...managed Rookie Great Falls to 1998 Pioneer League North Division first-half championship...began managerial career in 1997, taking over Single-A San Bernardino for final 39 games of season after beginning that season as a coach (club reached California League finals)...served as a coach with Double-A San Antonio in 1996 and San Bernardino in 1995...began coaching career as player/coach with Single-A Bakersfield (1991-94)...managed Estrellas Orientales in the Dominican Winter League in 2003 and 2013 and Cerveza Atlas Tiburones in the 2001 Panamanian Winter League...served as coach for Peoria in Arizona Fall League in 1995...worked as infield instructor for Chinese National Team (2000) and Osaka Buffaloes (2002) and as field coordinator for Sinon Bulls in Taiwan (2002).

Playing Career: The former infielder, primarily a shortstop, played six minor league seasons in the Dodger organization from 1988-1994...batted .255/.331/.327 in 1,146 career plate appearances...was the 1988 Gulf Coast League Player of the Year for the Gulf Coast Dodgers where he ranked second in the league with a .337 batting average and led the league in total bases, slugging percentage and on-base percentage...signed with the Dodgers in 1988 as an amateur free agent out of Florida Southern College, where he was member of 1988 NCAA Division II championship team, earning second team All-American honors.

Personal: Dino Alex Ebel...married to Shannon and has three children – Destiny, Brady, Trey...Trey won the 2021 T-Mobile Little League Home Run Derby in Williamsport, PA...Brady finished sixth in the 2019 T-Mobile Little League Home Run Derby in 2019 in Williamsport, PA...Ebel has four grandchildren, Kairi, Kalina, Rawly, Rhys...has hosted the Dino Ebel Annual Baseball Clinic in Barstow, CA for more than 20 years...his No. 6 was retired by Barstow High School on Jan. 14, 2022...inducted into the San Bernardino Valley College Athletic Hall of Fame in 2012...is a longtime supporter of the Boys & Girls Club of Barstow...Ebel has a passion for running and has been doing it daily for nearly 30 years...served as the third base coach for Team USA in the 2023 World Baseball Classic.



Bob Geren

Major League Field Coordinator

88

Opening Day Age: 63 (Sept. 22, 1961 in San Diego, CA)

Resides: Scottsdale, AZ

Appointed: Dec. 17, 2015

Coaching/Front Office Career: Geren is in his 10th season as a Dodger coach and third as Major League Field Coordinator...was the Dodger bench coach from 2016-22...served as bench coach for the New York Mets from 2012-15...Geren has been the bench coach of four National League championship teams (2017, 2018, 2020 with Dodgers and 2015 Mets) and was a part of two World Championship teams in 2020 & 2024...served with the Dodgers on the National League All-Star coaching staff in 2018, 2019 and 2021...managed the Oakland A's from 2007 until June 9, 2011 and had a 334-376 record...Geren spent 13 seasons in the Oakland organization as a coach, including three seasons as bullpen coach (2003-05) and one season (2006) as bench coach...he joined the Oakland organization in 1999 as a manager of the A's High-A affiliate Modesto and spent the next three years (2000-2002) as the manager of Triple-A Sacramento...he was California League Manager of the Year in 1999...Geren managed for three seasons in the Boston Red Sox farm system at Single-A Utica (1995), Rookie Gulf Coast Red Sox (1996) and Single-A Sarasota (1998).

Playing Career: The former catcher played five Major League seasons with the New York Yankees (1988-91) and San Diego Padres (1993) and batted .233/.283/.349 in 307 games...Geren was selected by the Padres in the first round (24th overall) of the 1979 First-Year Player Draft and played 15 professional seasons.

Personal: Robert Peter Geren...married to Pamela and has two sons, Robert and Brett...both played baseball and graduated from Princeton University...Geren races cars competitively in the in the offseason and has two competition licenses with National Automotive Sport Association (NASA) and Sports Car Club of America (SCCA).



Danny Lehmann

Bench Coach

0

Opening Day Age: 39 (Sept. 5, 1985 in Denver, CO)

Resides: Woodlands, TX

Appointed: Dec. 12, 2019

Coaching/Front Office Career: Lehmann is in his seventh season as a Dodger coach and third as the club's bench coach...was the game planning & communications coach from 2018-22...served on the National League All-Star coaching staff in 2019 and 2021...he was a Dodgers advance video scout for three seasons from 2015-2017.

Playing Career: Lehmann was selected by the Minnesota Twins in the eighth round of the 2007 MLB Draft out of Rice University and was a catcher in their organization until 2013. He was awarded Minnesota Twins Best Defensive Catcher by Baseball America in 2012, and Organizational Defensive Catcher of the Year in 2010 and 2011.

Personal: Daniel Joseph Lehmann is married to Whitney and they have four children, Elle, Dash, Lake and Isla...after retiring as a player, Lehmann worked on a double major at Rice University in sports management and managerial studies until joining the Dodgers prior to the 2015 campaign.



Brandon McDaniel

Major League Development Integration Coach

89

Opening Day Age: 41 (Nov. 7, 1983 in Council Bluffs, IA)

Resides: Burbank, CA

Appointed: February 4, 2025

Brandon McDaniel is in his 13th year at the Major League level with the Dodgers and first as Major League Development Integration Coach, a newly created position on the big league staff. He spent that last four seasons as Vice President, Player Performance, a role he was promoted to in 2021. McDaniel previously held the titles of Dodgers' Strength and Conditioning Coach in 2013, Head Strength and Conditioning Coach from 2014-2018 and Director of Player Performance from 2019-2021.

McDaniel joined the Dodger organization in 2012 as the Strength Coach of the Triple-A Albuquerque Isotopes following a two-year stint with the Department of Defense as a contractor with Athletes' Performance. Prior to his time working with the DOD, McDaniel spent three years with the Pirates organization (2007 Gulf Coast Pirates, '08-09 Altoona Curve).

Personal: McDaniel earned his bachelor's degree in exercise science from Wayne State College (Wayne, NE) and his master's degree in human movement from A.T. Still University (Mesa, AZ). He is a certified strength and conditioning specialist and a registered strength and conditioning coach (National Strength and Conditioning Association) and performance enhancement and corrective exercise specialist (National Academy of Sports Medicine). McDaniel resides in Burbank with his wife Andrea and three children, Caleb, Turner and Asher.



Connor McGuiness

Assistant Pitching Coach

87

Opening Day Age: 35 (Oct. 22, 1989 in Washington, D.C.)

Resides: Lewes, DE

Appointed: Dec. 12, 2019

Coaching/Front Office Career: McGuiness is in his sixth season as Dodger assistant pitching coach...served on the National League All-Star coaching staff in 2021...was the pitching coach for the Dodgers' High-A partner the Rancho Cucamonga Quakes from 2018-2019...under his direction, the Quakes led the California League in strikeouts in 2018 and 2019 and the 2019 Quakes broke the 1970 Bakersfield Dodgers' California League strikeout record with 1,479...was the pitching coach for the Low-A Great Lakes Loons in 2017 and pitching coach for the Arizona Fall League's Glendale Desert Dogs...was a graduate assistant pitching coach for NCAA Division III Catholic University in 2016...was pitching coach for NCAA Division III Emory University from Aug. 2013-2015 and was part of two teams that reached the DIII College World Series, including the national runner-up team in 2014.

Playing Career: Played four seasons (2009-2012) at Emory University...appeared in 41 games as a pitcher...made nine appearances in his senior season, including eight as a reliever and posted a 0.87 ERA out of the bullpen.

Personal: Connor Zukel McGuiness...earned a bachelor's degree in economics with a concentration in finance from Emory and a master's degree in management with a concentration in leadership from Catholic...he is the co-founder of baseball-training tool CleanFuego...enjoys golf and Premier League soccer...married his longtime girlfriend Alyssa in January 2025.



Mark Prior

Pitching Coach

92

Opening Day Age: 44 (Sept. 7, 1980 In San Diego, CA)

Resides: San Diego, CA

Appointed: Jan. 4, 2018

Coaching/Front Office Career: Prior is in his sixth season as Dodger pitching coach after serving as the team's bullpen coach in 2018 and 2019...served on the National League All-Star coaching staff in 2018, 2019 and 2021...from 2020-24, Dodger pitchers have combined to post a 3.40 ERA, well ahead of the second place Astros (3.65)...helped the Dodgers' pitching staff lead the Majors in team ERA, opponents' batting average and WHIP for three consecutive seasons from 2020-22...In 2021, the Dodger staff led the Majors in fielding independent pitching (FIP, 3.54) and struck out 1,599 batters, a franchise record and second all-time in NL history behind the 2021 Brewers (1,618)...spent four years in the San Diego Padres organization, first as a baseball operations assistant in 2014 and then as minor league pitching coordinator from 2015-17.

Playing Career: Prior pitched five big league seasons, all with the Chicago Cubs (2002-06)...in 2003, he was 18-6 with a 2.43 ERA, 245 strikeouts and a National League-leading 2.47 FIP, finishing third in the NL Cy Young Award balloting...was a 2003 NL All-Star...was 42-29 with a 3.51 ERA and 1.23 WHIP in 106 career starts...was the second overall pick in the 2001 First-Year Player Draft by the Cubs...Prior won the 2001 Golden Spikes Award pitching for the University of Southern California.

Personal: Mark William Prior is married to Heather...they have three children – Amanda, Caitlin and Matthew...Prior graduated from USC with a degree in business...his off-field interests include movies, standup paddleboarding and coffee.



Robert Van Scoyoc

Hitting Coach

72

Opening Day Age: 38 (Nov. 16, 1986 In Valencia, CA)

Resides: Santa Clarita, CA

Appointed: Nov. 28, 2018

Coaching/Front Office Career: Van Scoyoc enters his seventh season as Dodger hitting coach...served on the National League All-Star coaching staff in 2019 and 2021...with Van Scoyoc as hitting coach, the Dodgers have ranked in the NL top three in runs and OPS all six seasons (2019-2024)...in 2024, Los Angeles led the Majors with a .781 OPS and ranked second with 842 runs scored, while leading the NL with 233 home runs...in 2022, the Dodgers led the Major Leagues in runs (827), extra-base hits (568), on-base percentage (.333) and OPS (.775)...in 2021, Dodger hitters led the NL in runs (830) and walk percentage (9.8%) and tied for second in OPS (.759)...in 2020, the Dodgers led the Majors with 118 homers, averaging 1.97 homers per game...the 1.97 homers per game represent the top mark in MLB history, topping the 2019 Minnesota Twins (1.90)...the Dodger offense also led the Majors in runs (349), slugging percentage (.483), while ranking second in the Majors in OPS (.821) and total bases (986) in 2020...spent 2018 as hitting strategist in the Arizona Diamondbacks' organization...served as a hitting consultant for the Dodgers 2016-17...began working as a private hitting instructor with professional baseball players in 2011...in 2010 worked at San Diego Christian College as a hitting coach.

Playing Career: Van Scoyoc was an outfielder at Cuesta College (San Luis Obispo, CA) in 2006 and 2007.

Personal: Robert Van Scoyoc is married to Jessica and they have twin girls named Harper and Hallie...he enjoys golf and traveling.



Chris Woodward

First Base Coach

86

Opening Day Age: 48 (June 27, 1976)

Resides: Chandler, AZ

Appointed: November 22, 2024

Coaching/Front Office Career: Woodward is returning to the dugout as the first base coach and infield coaching specialist for the Dodgers in 2025 after spending the past two seasons as a special assistant and roving infield instructor for the club. His original stint as a coach for Los Angeles began in December 2015 and he was the Dodgers' third base coach from 2016-18, prior to getting hired by the Texas Rangers to become the 27th manager in their franchise's history. Woodward skippered Texas from 2019-22, going 211-287 (.424) during his tenure. Before his time with the Dodgers, he spent parts of three years on the Seattle Mariners staff, joining the club in late 2013 to work with infielders...he became a permanent member of the staff in 2014 as infield coach and took over as first base coach in 2015...his coaching career began in 2013 as Seattle's minor league infield coordinator...Woodward served as manager of the New Zealand World Baseball classic qualifier team in February 2016 and was a coach on the 2013 qualifying team.

Playing Career: The former infielder played 12 Major League seasons with the Blue Jays (1999-2004, 2011), Mets (2005-06), Braves (2007), Mariners (2009, 2010) and Red Sox (2009) and he batted .239/.296/.365 in 659 games...he was the Blue Jays' Opening Day shortstop in 2003...he concluded his playing career in 2012 with Toronto's Triple-A affiliate in Las Vegas...Woodward played every position in his big league career except for pitcher and catcher...he was originally selected in the 54th round of the 1994 First-Year Player Draft.

Personal: Christopher Michael Woodward is married to Erin and they have three children – Sophie, Mason and Grady...Woodward graduated from Northview High in Covina and played baseball at Mt. San Antonio College in Walnut...earned a bachelor's degree in business management from University of Phoenix in 2012.



Ron Porterfield

Director, Player Health

Ron Porterfield is in his eighth season with the Dodgers as the Director of Player Health and is based out of Glendale, AZ, providing the medical department with assistance and oversight at both the Major and minor league levels. Porterfield, 60, spent 21 seasons with the Tampa Bay Rays, his last 12 as the Head Major League Athletic Trainer.

Prior to his promotion to Head Athletic Trainer in 2006, he served as the Rays' Major League Assistant Athletic Trainer for three years after six seasons as a Minor League Medical and Rehabilitation Coordinator. Porterfield began his professional baseball career in 1988 as an Athletic Trainer in the Houston Astros organization, where he served for nine years. In 2013, he worked on the training staff for the American League in the Major League All-Star Game in New York.

In 2005 and 2009, Porterfield shared honors with his colleagues as Major League Athletic Training Staff of the Year from the Professional Baseball Athletic Trainers Society (PBATS). Porterfield is currently the president of The Professional Baseball Athletic Trainers Society. Porterfield and his wife Barbara live in Peoria, AZ.



Thomas Albert

Head Athletic Trainer

Thomas Albert is in his fourth season as Head Athletic Trainer and 10th season overall with the Dodgers. He was previously Assistant Athletic Trainer with the club. Albert was the Medical/Rehabilitation Coordinator for the Cleveland Indians for four years (2012-2015). A native of Burlington, IA, Albert earned his doctorate degree in physical therapy from A.T. Still University. He earned a bachelor's degree in athletic training, sports science, and fitness from Upper Iowa University. He is certified in spinal manipulation and dry needling through the American Academy of Manipulative Therapy. He is a certified corrective exercise specialist and performance enhancement specialist through the National Academy of Sports Medicine. He is also a certified strength and conditioning specialist through the National Strength and Conditioning Association.

Albert resides in Chino with his wife, Mandi, and three daughters Chloe, Adelyn and Juliet.



Greg Barajas

Assistant Athletic Trainer
2nd season



Yosuke Nakajima

Assistant Athletic Director
23rd season



Johnathan Erb

Physical Therapist
10th season



Andrew Otovic

Medical Administrator
13th season



Bernard Li

Major League Physical Therapist
4th season



Travis Smith

Major League Strength Coach
13th season



Eric Yavarone

Major League Strength Coach & Director
Performance Scouting
6th season

Dodger Pitching and Hitting Coaches

Pitching Coach	Years	Hitting Coach	Years
Mark Prior	2020-current	Robert Van Scoyoc	2019-current
Rick Honeycutt	2006-2019	Aaron Bates	2023-current
Jim Colborn	2001-2005	Brant Brown	2020-2022
Claude Osteen	1999-2000	Turner Ward	2016-2018
Charlie Hough	1998-1999	Mark McGwire	2013-2015
Goose Gregson	1998	Dave Hansen	2011-2012
Dave Wallace	1995-1997	Jeff Pentland	2011
Ron Perranoski	1981-1994	Don Mattingly	2008-2010
Red Adams	1969-1980	Mike Easler	2008
Harold (Lefty) Phillips	1965-1968	Bill Mueller	2007
Joe Becker	1955-1965	Eddie Murray	2006-2007
		Tim Wallach	2004-2005
		George Hendrick	2003
		Jack Clark	2001-2003
		Rick Down	1999-2000
		Reggie Smith	1994-98
		Ben Hines	1985, 1990-93
		Manny Mota/Ben Hines	1989
		Manny Mota	1980-88
		Jim Lefebvre	1979
		Jim Gilliam	1977-78

Note: Other coaches have filled these roles without the official titles.



Scott Akasaki

Sr. Director Team
Travel
22nd season in role;
26th overall season
with Dodgers



Alex Torres

Sr. Director of Clubhouse
Operations
9th season in role;
28th overall season with
Dodgers



Jose Castillo

Dodger Assistant
Clubhouse Manager
9th season in role;
33rd with the Dodgers



Troy Timney

Visiting Clubhouse
Manager
2nd season in role;
17th overall season with
Dodgers



Adam Morrone

Umpires' Room
Manager
2nd season in role;
32nd overall season with
Dodgers



J.T. Watkins

Game Planning &
Communication Coach
3rd season



Jonathan Rhymes

MLB Video Coordinator
6th season



Pedro Montero

MLB Video Coordinator
2nd season



Francisco Herrera

Bullpen Catcher
94
1st season in the role



Hamlet Marte

Bullpen Catcher
97
2nd season

**GET AUTHENTIC,
ON-FIELD GEAR FROM
THE OFFICIAL SOURCE.**



A  Fanatics Experience



PLAYERS

ickets ON SALE NOW
italOne

SHIPS ON SALE NOW



2025 Media Guide
Los Angeles Dodgers



Anthony

BANDA

@dodgers

LHP | 43



Bats: Left

Throws: Left

Height: 6-0

Weight: 223

Opening Day Age: 31

Born: August 10, 1993 in Corpus Christi, TX

Resides: Mesa, AZ

Acquired: Trade with the Guardians on May 17, 2024

ML Service: 3.145

MLB Debut: July 22, 2017

Career Highlights

- * Lefty reliever begins his second season with the Dodgers after being acquired via trade with the Cleveland Guardians for cash on May 17, 2024
- * Owns a 10-8 record with a 4.92 ERA (92 ER/168.1 IP), a 1.52 WHIP and 159 strikeouts across parts of eight MLB seasons with Arizona (2017), Tampa Bay (2018-20), New York-NL (2021), Pittsburgh (2021-22), New York-AL (2022), Toronto (2022), Washington (2023) and Los Angeles (2024)
- * Made his first career Opening Day roster in 2023 as a member of the Washington Nationals...appeared in 10 games and posted a 6.43 ERA (5ER/7.0IP) before being designated for assignment on April 30
- * Picked up first career save in his season debut in 2020 with Tampa Bay...gave up three earned runs on four hits while striking out two in 3.0 IP
- * Notched his first career Major League win in his second career start on Aug. 4, 2017 against San Francisco...fired 6.0 IP, allowing one earned run on three hits with seven strikeouts against four walks
- * Made his Major League debut on July 22, 2017 against the Washington Nationals...spun 5.2 IP, allowing four earned runs on seven hits while striking out seven batters in the loss
- * Has recorded a career Minor League record of 52-51 with a 4.31 ERA (413 ER/863.1 IP) and a 1.42 WHIP across 219 games (145 starts)...has struck out 857 batters against 335 walks and held opposing hitters to a .267 average
- * Was selected in the 10th round (335th overall) by the Milwaukee Brewers in the 2012 First Year Player Draft out of San Jacinto College...originally drafted by Arizona in 33rd round of 2011 Draft but did not sign

Year-By-Year

2024

- Acquired by the Los Angeles Dodgers on May 17 from the Cleveland Guardians in exchange for cash, finishing the season 3-2 with a 3.08 ERA (17 ER/49.2 IP) and two saves along with 50 strikeouts
- Won his first game as a Dodger in his debut with the club on May 19...tossed a scoreless top of the tenth inning, striking out one batter
- In 30 games with runners in scoring position, held batters to a .182 average...went 11.2 innings without giving up an earned run from May 19-June 15
- Appeared in 10 Postseason games, going 0-0 with a 1.13 ERA (1 ER/8.0 IP) while holding batters to a .200 average...pitched in all four of the Dodgers World Series wins
- Began the season with Triple-A Columbus, posting a 2.12 ERA (4 ER/17.0 IP) and a 0.94 WHIP in 12 games

2023

- Made his first career opening day roster as a member of the Washington Nationals
- Appeared in 10 games for the Nationals, posting a 6.43 ERA (5 ER/7.0 IP) before being designated for assignment on April 30...did not allow an earned run in seven of his ten appearances with the club
- Threw five consecutive scoreless outings from April 11 - April 23, striking out four batters
- Spent the majority of the season with Triple-A Rochester...recorded a 2-5 record with a 7.58 ERA in 33

games (10 starts)...struck out 62 batters against 32 walks

2022

- Pitched in 32 games (1 start) split between Pittsburgh, Toronto and New York-AL...posted a 1-1 record with a 6.75 ERA (20 ER/26.2 IP) with 30 strikeouts against 13 walks
- Registered 10.1 K/9 and 2.29 BB/9 with Pittsburgh, which were both fourth-best among Pirates pitchers
- Appeared in 10 Minor League games split between Triple-A Tacoma and Wilkes-Barre, posting a 4.76 ERA (6 ER/11.1 IP) and a 1.24 WHIP with 11 strikeouts

2021

- Appeared in 30 games with New York-NL and Pittsburgh, registering a 2-2 record with a 4.28 ERA (16 ER/33.2 IP) and a 1.54 WHIP while striking out a career-high 32 batters
- Pitched in five games for the Mets before being claimed off of waivers by the Pirates...posted a 1-2 record with a 3.42 ERA (10 ER/26.1 IP) and a 1.41 WHIP along with 25 strikeouts against 12 walks with Pittsburgh...ranked fourth in ERA and sixth in WHIP among Pirates pitchers with at least 25 GP
- Did not allow an earned run in 11 of his 13 appearances in the month of Sept...his 3.14 ERA ranked first among Pirates pitchers with at least 7 GP during the month
- Won his first game of the 2021 season in his first appearance with the Mets on July 19 against Cincinnati...fired 1.1 IP, allowing two unearned runs on four hits
- Started the 2021 season in the San Francisco Giants organization before being traded to the Mets on July 2 for 3B Will Toffey

- Pitched in 13 minor league games split between Triple-A Sacramento and Triple-A Syracuse...recorded a 4-2 record with a 6.52 ERA (36 ER/49.2 IP) and a 1.63 WHIP...struck out 52 batters against 20 walks

2020

- Pitched in four games with the Tampa Bay Rays, posting a 1-0 record with a 10.29 ERA (8 ER/7.0 IP)
- Notched his first and only career save in his season debut on August 13 at Boston...spun 3.0 IP, allowing three earned runs on four hits with two strikeouts against one walk
- Won his first and only game of the season on Aug. 22 against Toronto...did not allow a hit and walked one batter in 1.0 IP
- Was traded to the San Francisco Giants on Aug. 31 for cash after being designated for assignment by Tampa Bay

2019

- Tossed 4.0 innings for the Rays after returning from Tommy John surgery...registered a 6.75 ERA (3 ER/4.0 IP) and struck out two batters
- Appeared in 13 minor league games across three different levels in the Rays organization...posted a 2-4 record with 5.67 ERA (21 ER/33.1 IP) and a 1.47 WHIP with the GCL Rays, Charlotte Stone Crabs and Durham Bulls

2018

- Appeared in three games (one start) with Tampa Bay before undergoing season-ending Tommy John Surgery...went 1-0 with a 3.68 ERA (6 ER/14.2 IP) and a 1.02 WHIP...struck out 10 batters against three walks
- Spun 42.0 innings across eight starts with Triple-A Durham...posted a 4-3 record with a 3.64 ERA (17 ER/42.0 IP) and a 1.45 WHIP with 49 strikeouts against 18 walks

2017

- Pitched in eight games (four starts) for the Arizona Diamondbacks, posting a 2-3 record with a 5.96 ERA (17 ER/25.2 IP) and a 1.40 WHIP while punching out 25 batters against 10 walks
- Won his first career game in his second career start on Aug. 4 against San Francisco...tossed 6.0 IP, allowing one earned run on three hits while striking out a season-high seven batters
- Made his Major League debut on July 22 against the Washington Nationals...allowed four earned runs on seven hits while striking out five batters in the loss
- Spent the majority of the season with Triple-A Reno...went 8-7 with a 5.39 ERA (73 ER/122.0 IP) and a 1.44 WHIP in 22 starts...struck out over 100 batters for the fourth consecutive season...ranked first on the Aces in strikeouts (116), K/9 (8.56) and K/BB ratio (2.27) among qualified pitchers

2016

- Started 26 games split between Triple-A Reno and Double-A Mobile, recording a 10-6 record with a 2.88 ERA (48 ER/150.0 IP) and a 1.32 WHIP...struck out a career-high 152 batters
- Was named a MiLB Organizational All-Star for the Diamondbacks for the second straight season and made the Southern League Midseason All-Star team
- Was twice named the Southern League Pitcher of the Week in the month of June (June 5, June 19)
- Selected to the 2016 Futures Game

2015

- Spent the entire season with High-A Visalia, posting a 8-8 record with a 3.32 ERA (56 ER/151.2 IP) with a 1.52 WHIP...struck out a career-high 152 batters in 28 games (27 starts)
- Was named a MiLB Organizational All-Star for the Diamondbacks for the first time in his career as well as a California League Post-Season All-Star
- Awarded the California League Pitcher of the Week Award for the week of July 20

2014

- Pitched in 26 games (20 starts) in A ball split between Wisconsin and South Bend...posted a 9-6 record with a 3.03 ERA (40 ER/118.2 IP) and a 1.36 WHIP...punched out over 100 batters for the first time in his career

2013

- Played the entire 2013 season with the Helena Brewers of the Pioneer League...spun a 3-4 record with a 4.45 ERA (30 ER/60.2 IP) and a 1.47 WHIP in 14 starts with the organization
- Finished the season tied for first in games started (14) and ranked second on the team in IP (60.2) and strikeouts (45)

2012

- Spent his first season of professional baseball in rookie ball with the Brewers, recording a 2-3 record with a 5.83 ERA (27 ER/41.2 IP) and a 1.87 WHIP in 14 games (4 starts) with the club...struck out 43 batters, which was tied for the team lead

Personal

Frank Anthony Banda...was drafted by the Milwaukee Brewers in the 10th round (335th overall) out of San Jacinto College (TX)...was originally drafted by Arizona in 33rd round of 2011 MLB Draft but did not sign... Loves tattoos and has full sleeves on both arms, a chest piece and commemorated the 2024 World Series Championship with a full back tattoo that included the WS trophy all the clubs logos he has played for and the 'Mister Cartoon' mask that the Dodger bullpen wore through out the 2024 WS run....he lives in Arizona with his fiance Stephanie and son Ayden..

Career Pitching Record																				
Year	Team	W-L	ERA	G	GS	CG	SHO	SV	IP	H	R	ER	HR	HB	BB	SO	WP	BK	AVG	
2012	AZL Brewers	2-3	5.83	14	4	0	0	0	41.2	51	41	27	3	0	24	43	10	0	.309	
2013	Helena	3-4	4.45	14	14	0	0	0	60.2	64	40	30	7	1	25	45	8	2	.274	
2014	Wisconsin	6-6	3.66	20	14	0	0	2	83.2	84	40	34	4	1	38	83	11	2	.263	
	South Bend	3-0	1.54	6	6	0	0	0	35.0	32	7	6	2	1	7	32	5	2	.237	
2015	Visalia	8-8	3.32	28	27	1	1	0	151.2	150	67	56	8	4	39	152	12	3	.260	
2016	Mobile	6-2	2.12	13	13	0	0	0	76.1	70	23	18	4	1	28	84	6	0	.241	
	Reno	4-4	3.67	13	13	0	0	0	73.2	73	36	30	6	2	27	68	6	0	.257	
2017	Reno	8-7	5.39	22	22	0	0	0	122.0	125	76	73	15	2	51	116	12	0	.266	
	ARIZONA	2-3	5.96	8	4	0	0	0	25.2	26	17	17	1	3	10	25	2	0	.255	
2018	Durham	4-3	3.64	8	8	0	0	0	42.0	43	17	17	3	1	18	49	2	0	.272	
	TAMPA BAY	1-0	3.68	3	1	0	0	0	14.2	12	6	6	1	0	3	10	0	0	.235	
2019	GCL Rays	0-1	7.71	2	2	0	0	0	2.1	6	3	2	0	0	3	4	0	0	.452	
	Charlotte	0-0	0.00	2	2	0	0	0	2.2	1	0	0	0	0	0	2	0	0	.111	
	Durham	2-3	6.04	9	4	0	0	0	28.1	28	19	19	7	1	11	27	0	0	.262	
	TAMPA BAY	0-0	6.75	3	0	0	0	0	4.0	6	3	3	0	0	0	2	0	0	.333	
2020	TAMPA BAY	1-0	10.29	4	0	0	0	1	7.0	10	9	8	1	2	5	4	0	0	.345	
2021	Sacramento	3-2	6.86	10	5	0	0	0	39.1	52	38	30	7	2	18	42	4	0	.315	
	Syracuse	1-0	5.23	3	0	0	0	0	10.1	9	7	6	2	0	2	10	1	0	.225	
2022	NEW YORK-NL	1-0	7.36	5	0	0	0	0	7.1	14	8	6	2	0	1	7	1	0	.400	
	PITTSBURGH	1-02	3.42	25	0	0	0	0	26.1	25	10	10	4	2	12	25	2	0	.248	
	Tacoma	0-0	2.25	4	0	0	0	0	4.0	1	1	1	1	0	0	3	0	0	.077	
	Scranton/Wilkes-Barre	0-3	6.14	6	1	0	0	0	7.1	7	6	5	0	2	6	8	0	0	.259	
	PITTSBURGH	1-0	6.41	23	0	0	0	0	19.2	34	14	14	3	1	5	22	1	0	.374	
	TORONTO	0-1	4.26	7	1	0	0	0	6.1	7	3	3	1	0	3	7	0	0	.292	
2023	NEW YORK-AL	0-0	40.50	2	0	0	0	0	0.2	2	3	3	0	1	5	1	0	0	.500	
	Rochester	2-5	7.58	33	10	0	0	0	65.1	84	67	66	9	3	32	62	3	1	.307	
	WASHINGTON	0-0	6.43	10	0	0	0	0	7.0	9	5	5	1	1	5	9	1	0	.321	
	Columbus	0-0	2.12	12	0	0	0	1	17.0	10	5	4	1	1	6	25	2	0	.172	
2024	LOS ANGELES	3-2	3.08	48	2	0	0	2	49.2	44	19	17	5	2	18	50	1	0	.238	
	Major League- 8 years	10-8	4.92	138	8	0	0	3	168.1	189	97	92	19	12	67	159	8	0	.283	
Dodger Totals- 1 year		3-2	3.08	48	2	0	0	2	49.2	44	19	17	5	2	18	50	1	0	.238	
Minor League- 12 years		52-51	4.31	219	145	1	1	3	863.1	893	493	413	79	22	335	857	82	8	.267	

Career Postseason Pitching Record																		
Year	Team	W-L	ERA	G	GS	CG	SHO	SV	IP	H	R	ER	HR	HBP	BB	SO	WP	BK
2024	NLDS: LAD vs. SD	0-0	0.00	3	0	0	0	0	3.0	2	0	0	0	0	1	4	0	0
	NLCS: LAD vs. NYM	0-0	3.38	3	0	0	0	0	2.2	2	1	1	0	1	1	3	0	0
	WS: LAD vs. NYY	0-0	0.00	4	0	0	0	0	2.1	2	0	0	0	1	4	4	1	0
Postseason Totals		0-0	.113	10	0	0	0	0	8.0	6	1	1	0	2	6	11	1	0
LDS Totals		0-0	0.00	3	0	0	0	0	3.0	2	0	0	0	0	1	4	0	0
LCS Totals		0-0	3.38	3	0	0	0	0	2.2	2	1	1	0	1	1	3	0	0
WS Totals		0-0	0.00	4	0	0	0	0	2.1	2	0	0	0	1	4	4	1	0

Career Single-Game Bests

Low-Hit Complete Game:	---	Most Strikeouts:	7, 2x, last, May 26, 2018 vs. BAL
Most Innings Pitched Starter:	6.0, August 4, 2017 at SF	Most Walks:	4, August 4, 2017 at SF
Most Innings Pitched Reliever:	6.1, May 16, 2018 vs. BAL	Longest Winning Streak:	5, October 1, 2017 - August 23, 2021
Most Earned Runs Allowed:	8, August 15, 2017 vs. HOU	Longest Losing Streak:	2, 3x, last, June 21 -July 11, 2024

Career Fielding Record							
Position	PCT	G	PO	A	E	TC	DP
Pitcher	.882	138	3	12	2	17	0

Career Transactions

- June 5, 2012: Drafted in the 10th round of the 2012 First-Year Player Draft (335th) by the Milwaukee Brewers
- June 15, 2012: Signed contract with the Milwaukee Brewers
- July 31, 2014: Traded to the Arizona Diamondbacks along with Mitch Haniger for Gerardo Parra
- February 20, 2018: Acquired by the Tampa Bay Rays in a three-team trade with the Arizona Diamondbacks and New York Yankees
- Aug. 31, 2020: Contract purchased by the San Francisco Giants
- July 2, 2021: Traded to the New York Mets for 3B Will Toffey
- Aug. 2, 2021: Selected off of waivers by the Pittsburgh Pirates
- July 2, 2022: Contract purchased by the Toronto Blue Jays
- Aug. 9, 2022: Signed as a free agent with the Seattle Mariners
- Aug. 28, 2022: Signed as a free agent with the New York Yankees
- Dec. 23, 2022: Signed as a free agent with the Washington Nationals
- Jan. 30, 2024: Signed as a free agent with the Cleveland Guardians
- May 17, 2024: Traded to the Dodgers from Cleveland Guardians

Injured List

- March 28, 2019 - March 26, 2020 (Tommy John Surgery)
- Sept. 10-26, 2024 (left hand fracture)



Austin BARNES

C | 15

@austin.barnes5

Bats: Right **Throws:** Right

Height: 5-10 **Weight:** 187

Opening Day Age: 35

Born: December 28, 1989 in Fullerton, CA

Resides: Phoenix, AZ

Acquired: Trade with Miami Marlins on November 11, 2014

ML Service: 8.098

MLB Debut: May 24, 2015



Career Highlights

- * Versatile catcher/infielder and Riverside native enters his 11th season with the Dodgers, the current longest tenured position player
- * Has appeared in 599 Major League games, posting a .223/.324/.339 slashline with 202 runs, 60 doubles, three triples, 35 home runs and 160 RBI
- * Has spent the majority of his big-league career at catcher (433 games), but has also appeared at second base (60 games) and third base (three games)
- * Hit a home run in the Dodgers' 6-2 Game 3 win over the Rays in the 2020 World Series...it was just his second career postseason home run and his ninth and tenth career postseason RBI
- * Belted his first Major League home run on April 15, 2017 against Arizona with a solo shot off Patrick Corbin that hit the left field foul pole in the second inning
- * Made his MLB debut on May 24, 2015 vs. San Diego and collected his first big league hit that day with a single in the eighth inning off Dale Thayer
- * Over seven minor league seasons with the Marlins (2011-14) and Dodgers (2015-16, 19) organizations, he has hit .298 with 52 homers and 285 RBI in 610 minor league games...in 2015, was selected to the All-Pacific Coast League team and as a midseason PCL All-Star, while also earning Baseball America Triple-A All-Star honors...from 2012-2014, he was selected as an MiLB.com Marlins Organization All-Star...was a Single-A Florida State League All-Star in 2013 and 2014...in 2012, earned South Atlantic League mid-season and post-season All-Star honors
- * Selected by the Marlins in the ninth round of the 2011 First-Year Player Draft out of Arizona State University

Year-By-Year

2024

- Posted a .264/.331/.307 slashline in 54 games with a home run and 11 RBI...his best batting average since 2017
- Had a career-best 12-game hit streak from June 21 – July 28, hitting .429 (15-for-35) with a double, a home run, six RBI, two walks and one stolen base
- Was on the injured list twice with left big toe fractures from Aug. 19-29 and Sept. 16-26
- Blasted a three-hit game on Sept. 1 at ARI, going 3-for-4 with an RBI
- Hit .368 (14-for-38) off lefties compared to .225 (23-for-102) off righties
- Was a defensive replacement in Game 5 of the NLCS against NYM

2023

- Slashed .180/.256/.242/.498 with five doubles, two home runs and 11 RBI in 59 games
- The backstop posted a .994 fielding percentage in 53 games behind the plate, making three errors in 470 total chances over 452.1 innings...threw out eight of 71 base runners (11.2 %)
- Hit his first home run of the season, a go-ahead solo shot off Joel Payamps in the bottom of the eighth inning on Aug. 17 against the Brewers in a 1-0 win...120 days between home runs (Sept. 20, 2022 vs. ARI)
- Had a breakout month in August, slashing .355/.375/.484/.859 in 10 games
- Suited up for Team Mexico in the World Baseball Classic, producing a .278/.409/.389/.798 slashline in five games
- Grounded out in his only at-bat in Game 3 of the NLDS

2022

- Registered a .212/.324/.380 slashline with six doubles, eight home runs (ties career-high), 26 RBI, and 14 extra base hits in 62 games
- Tabbed a .230/.323/.389 slashline versus righties and .182/.325/.364 versus lefties on the season
- Started 55 games at catcher, committing only four errors in 537 chances over 487.0 innings for a fielding percentage of .993...threw out nine base runners over 30 chances and aided in three double plays
- From August 2 - September 20th, the righty smashed a .365/.427/.654 slashline including three doubles, four homers, 11 RBI, and 12 runs in 15 starts and 59 plate appearances

Went 3-for-4 on Sept. 20 vs. Arizona, clubbing a two-run home run and boasting six total bases...recorded his best month in September, hitting 12-for-38 in 12 games and slashing .316/.395/.526, including two doubles and two home runs...racked up a season-high four RBI Aug 24 vs. MIL...appeared in two postseason games, going 2-for-2 in Game 3 of the NLDS, including one double

2021

- Posted a .215/.299/.345 slashline, recording 43 hits during the year, including eight doubles, six home runs, and 23 RBI...matched his 2019 totals in both runs and hits
- Appeared in 77 games this season...starting 52 games at catcher, seven games at second base, and one at designated hitter...committed just seven errors all season for a .911 fielding percentage
- Slugged two pinch-hit home runs, a three run bomb on May 28 against the Giants to tie up the game and a solo home run versus the Padres on June 22
- Threw out a career-high 10 base runners over 46 chances
- Was even keeled at both home and away games, compiling a .221/.295/.268 and .210/.303/.324 slashline respectively

Produced high numbers in bases loaded scenarios, notching three hits for five RBI leading to a .300 average...the righty earned a .268 batting average in May, lacing 11 hits over 41 at-bats for nine RBI...was his highest average of the season over the course of one month...garnered his best numbers when batting 5th through 7th in the lineup, collecting 11 hits across 28 at-bats for a .475 average...failed to record a hit in his three postseason at-bats

2020

- Played in 29 games, starting in 27 all at catcher...appeared in 10 postseason games, including five of six World Series games
- Recorded at least two hits in each playoff series, batting a combined .320 (8-for-25) with one homer and three RBI...hit his second postseason homer and first World Series homer in Game 3 against right-hander John Curtiss
- Hit .244/.353/.314 in 104 plate appearances, collecting three doubles and one home run...batted .370 (10-for-27) in seventh inning or later compared to .200 (11-for-55) in innings 1 through 6...finished third among Major League catchers and second in the NL with a trio of stolen bases

2019

- Appeared in 75 Major League games, posting a .203/.293/.340 slashline with 12 doubles, a triple, five homers and 25 RBI
- Logged 524.2 innings behind the dish with a .990 fielding percentage (6 E/524.2 INN) across 64 games (61 GS)...made one start at second

Matched a single-game career high after collecting three hits on Opening Day...later repeated the effort on June 20 vs. San Francisco...collected a season-high three RBI on April 26 against Pittsburgh, went 2-for-4 with a double and home run...finished April with seven RBI to mark his highest RBI total for a calendar month...ranked 11th among NL catchers in the category...collected a hit in four consecutive games from May 17-24, went 7-for-15 (.467) with a pair of doubles, three RBI and three multi-hit efforts during the span...reached base in 11 of 15 games during May and slashed .273/.385/.432 with four doubles, a homer, five RBI and a stolen base...played 25 games between Triple-A Oklahoma City (23 games) and Advanced-A Rancho Cucamonga (two games)...slashed a combined .272/.382/.533 with six doubles, six homers and 18 RBI...collected all 12 extra-base hits with Oklahoma City...placed on the 10-day injured list on May 27 with a left groin strain...made a rehab appearance with the Rancho Cucamonga Quakes on June 4 before being reinstated on June 6...optioned to Oklahoma City on July 25 and recalled on Aug. 24 for a three-day stint...sent back to Triple-A on Aug. 27 before spending the balance of September on the expanded roster

2018

- Completed his second full Major League season where he hit .205 with five doubles, four home runs and 14 RBI in 100 games
- Appeared in 61 games at catcher along with 19 at second base and one at third...recorded a .998 fielding percentage (1 E/434.2 INN) in 61 games at catcher...among catchers (min. 60 games), his .998 fielding percentage ranked seventh in the NL
- Appeared in 10 postseason games, including all five World Series contests

Finished the month of September with a .240 batting average, three homers and six RBI...his three homers in the month was a career-high for long balls in any given month...hit .246 (28-for-114) with all four of his homers and 11 of his 14 RBI against left-handers

2017

- In his first full Major League season, he hit .289 with 15 doubles, two triples, eight home runs, 38 RBI and four stolen bases in 102 games...posted a .408 on-base percentage, as he drew 39 walks against striking out just 43 times
- Finished 10th in the Majors (min. 100 AB) with a .321 (35-for-109) average against right-handed pitchers...his .290 average (9-for-31) as a pinch-hitter, was tied for 10th best in the big leagues
- Appeared in 55 games (49 starts) at catcher, while also playing 21 games (four starts) at second base and one game at third base...posted a .994 fielding percentage at catcher, recording just three errors in 438.1 innings...his 3.74 catcher ERA ranked eighth best in the Majors (min. 400 INN)

Belted his first big league home run on April 15, a solo shot off Patrick Corbin that hit the left field foul pole in the second inning...hit .320 with runners on-base, while batting .328 with runners in scoring position...recorded his first career multi-homer game on June 30 at SD with his first career grand slam in the first inning and a three-run shot in the sixth...collected a career-high seven RBI and according to Elias Sports Bureau, he became the first Dodger catcher to hit a grand slam and a three-run homer in the same game...appeared in all 15 postseason games (13 starts), hitting .217 with two doubles, one home run and five RBI...had reached base safely in his first four plate appearances to begin the postseason and according to Stats LLC, he became the first Dodger to reach in four straight plate appearances to begin a postseason since Sandy Amoros in the 1955 World Series (five straight)

2016

- Spent the majority of the season with Triple-A Oklahoma City, but went 5-for-32 with a double and two RBI in 21 games in four stints with the Dodgers...made his first-career Opening Day roster

Made seven starts, five at catcher and two at second base...overall, appeared in nine games at catcher, seven at second base and one at third base...selected to the Dodgers' NLDS roster vs. Washington and appeared in two games off the bench in the series...at Triple-A, hit .295 with 22 doubles, five triples, six homers and 39 RBI in 85 games...posted a .380 on-base percentage, which would have ranked eighth in the Pacific Coast League if he had at-bats to qualify...batted .385 (30-for-78) with runners in scoring position...stole 18 bases, while only being caught three times...with OKC, appeared in 63 games (62 starts) at catcher and 15 games (13 starts) at second base

2015

- Saw his first big league action, going 6-for-29 (.207) with two doubles and an RBI along with a .361 on-base percentage in 20 games with Los Angeles

In the Majors, saw action at catcher (11 games, seven starts), third base (one game) and second base (one start) for Los Angeles...became the first Dodger to play catcher, third base and second base in the same season since Trent Hubbard in 1998-99, and the first to play catcher and second base in the same season since Derrel Thomas in 1980...made his MLB debut on May 24 vs. the Padres, collecting his first big league hit on that day with a single in the bottom of the eighth inning off of Dale Thayer...appeared in 81 games for Triple-A Oklahoma City and batted a team-best .315 with nine home runs and 42 RBI...posted a .389 on-base percentage...honored as a post-season All-Pacific Coast League team and a midseason Pacific Coast League All-Star...also selected by Baseball America as a Triple-A All-Star

2014

- Posted career-highs in runs (80), home runs (13), walks (69) and stolen bases (11) while splitting time between Single-A Jupiter and Double-A Jacksonville

Was named a Florida State League mid-season All-Star, hitting .317 (57-for-180) with 11 doubles, one home run, and 14 RBI with Jupiter before being promoted to Jacksonville on June 1...acquired by the Dodgers on Dec. 10 along with Kike Hernandez, Chris Hatcher and Andrew Heaney in exchange for infielder Dee Gordon, right-handed pitcher Dan Haren, infielder Miguel Rojas and cash considerations

2013

- Earned Florida State League mid-season All-Star honors and spent majority of campaign with Single-A Jupiter, batting .260 (91-for-350) with 15 doubles, one triple, four home runs and 38 RBI in 98 games

Promoted to Jacksonville on August 6 and in 19 games with Suns, posting .339 average (21-for-62) with two doubles, two triples, one home run and seven RBI...made 11 appearances as catcher, four at second base and four as designated hitter

2012

- Led the Single-A South Atlantic League in hits (152) and Greensboro in total bases (230), earning league mid-season and post-season All-Star honors

2011

- Started his professional career with short-season Jamestown, appearing in 31 games at catcher, 15 games as the designated hitter and 12 games at second base

PERSONAL

Austin Scott Barnes...resides in Phoenix, AZ with his wife Nicole and son Royce...2008 graduate of Riverside Poly High School (CA), where he earned four varsity letters in baseball and was a team captain in his senior season...was a three-time All-County and two-time All-League honoree and named first-team All-CIF (California Interscholastic Federation) and All-State in 2007 as a junior...also named team and league MVP as a junior...attended Arizona State University, where he earned First-Team All-Pac-10 honors following his junior season (2011), as well as garnering Honorable Mention All-Pac-10 honors after sophomore campaign (2010)...uncle is former Major Leaguer, Mike Gallego...selected by the Marlins in the ninth round of the 2011 First-Year Player Draft.

Career Batting Record																							
Year	Team	AVG	G	AB	R	H	2B	3B	HR	RBI	SH	SF	HP	BB	SO	SB	CS	OBP	SLG	E			
2011	Jamestown	.288	57	219	33	63	13	0	1	19	1	1	4	25	22	6	1	.369	.361	5			
2012	Greensboro	.318	123	478	76	152	36	3	12	65	17	3	9	59	61	9	2	.401	.481	14			
2013	Jupiter	.260	98	350	42	91	15	1	4	38	0	5	10	52	59	5	2	.367	.343	6			
2014	Jacksonville	.339	19	62	10	21	2	2	1	7	0	0	0	12	10	0	0	.446	.484	0			
	Jupiter	.317	44	180	24	57	11	2	1	14	0	0	1	19	25	3	3	.385	.417	4			
2015	Jacksonville	.296	78	284	56	84	20	2	12	43	3	5	6	50	36	8	0	.406	.507	13			
	LOS ANGELES	.207	20	29	4	6	2	0	0	1	1	0	1	6	6	1	0	.361	.276	0			
	Oklahoma City	.315	81	292	40	92	17	2	9	42	1	4	3	35	36	12	2	.389	.479	7			
2016	LOS ANGELES	.156	21	32	3	5	1	0	0	2	0	0	0	5	9	0	0	.270	.188	0			
	Oklahoma City	.295	85	336	59	99	22	5	6	39	1	1	4	43	53	18	3	.380	.443	10			
2017	LOS ANGELES	.289	102	218	35	63	15	2	8	38	0	0	5	39	43	4	1	.408	.486	4			
2018	LOS ANGELES	.205	100	200	32	41	5	0	4	14	1	0	6	31	67	4	3	.329	.290	2			
2019	LOS ANGELES	.203	75	212	28	43	12	1	5	25	0	2	5	23	56	3	0	.293	.340	6			
2020	Oklahoma City	.264	23	87	19	23	6	0	6	17	0	1	2	14	20	1	1	.375	.540	5			
	Rancho Cucamonga	.400	12	5	1	2	0	0	0	1	0	0	0	1	1	0	0	.500	.500	0			
	LOS ANGELES	.244	29	86	14	21	3	0	1	9	2	1	2	13	24	3	0	.353	.314	2			
2021	LOS ANGELES	.215	77	200	28	43	8	0	6	23	1	0	4	20	56	1	0	.299	.345	7			
2022	LOS ANGELES	.212	62	179	31	38	6	0	8	26	2	1	3	27	37	2	1	.324	.380	4			
2023	LOS ANGELES	.180	59	178	15	32	5	0	2	11	1	2	2	17	43	2	1	.256	.242	3			
2024	LOS ANGELES	.264	54	140	12	37	3	0	1	11	2	0	0	14	36	3	0	.331	.307	5			
Major League - 10 years		.223	599	1474	202	329	60	3	35	160	10	6	28	195	377	23	6	.324	.339	33			
Dodger Totals - 10 years		.223	599	1474	202	329	60	3	35	160	10	6	28	195	377	23	6	.324	.339	33			
Minor League- 7 years		.298	610	2293	360	684	142	17	52	285	23	20	39	310	323	62	14	.388	.443	64			

Career Postseason Batting Record																							
Year	Team	AVG	G	AB	R	H	2B	3B	HR	RBI	SH	SF	HP	BB	SO	SB	CS	OBP	SLG				
2016	NLDS: LAD vs. WSH	.000	2	1	1	0	0	0	0	0	0	0	0	0	1	0	0	.000	.000				
2017	NLDS: LAD vs. ARI	.500	3	8	4	4	1	0	1	3	0	0	0	1	2	1	0	.556	1.000				
	NLCS: LAD vs. CHC	.133	5	15	2	2	0	0	0	0	0	0	0	3	3	0	0	.278	.133				
	WS: LAD vs. HOU	.174	7	23	2	4	1	0	0	2	0	1	1	0	5	0	0	.200	.217				
2018	NLCS: LAD vs. MIL	.111	5	18	0	2	0	0	0	2	0	0	0	2	9	0	0	.200	.111				
	WS: LAD vs. BOS	.000	5	11	0	0	0	0	0	0	0	0	0	0	5	0	0	.083	.000				
2020	NLWC: LAD vs. MIL	.667	1	3	1	2	0	0	0	1	0	0	0	0	0	0	0	.667	.667				
	NLDS: LAD vs. SD	1.000	1	2	1	2	0	0	0	0	0	0	0	1	0	0	0	1.000	1.000				
	NLCS: LAD vs. ATL	.286	3	7	0	2	0	0	0	0	0	0	0	0	2	0	0	.286	.286				
2021	WS: LAD vs. TB	.154	5	13	2	2	0	0	1	2	1	0	0	2	3	0	1	.267	.385				
	NLDS: LAD vs. SF	.000	1	1	0	0	0	0	0	0	0	0	0	0	0	1	0	.000	.000				
	NLCS: LAD vs. ATL	.000	2	1	0	0	0	0	0	0	0	0	0	0	1	0	0	.000	.000				
2022	NLDS: LAD vs. SD	.667	2	3	0	2	1	0	0	0	0	0	0	0	0	0	0	.667	1.000				
2023	NLDS: LAD vs. ARI	.000	1	1	0	0	0	0	0	0	0	0	0	0	0	0	0	.000	.000				
2024	NLCS: LAD vs. NYM	.000	1	0	0	0	0	0	0	0	0	0	0	0	0	0	0	.000	.000				
Postseason Totals		.206	44	107	13	22	3	0	2	10	2	1	1	10	32	1	1	.277	.290				
LWC Totals		.667	1	3	1	2	0	0	0	1	0	0	0	0	0	0	0	.667	.667				
LDS Totals		.500	10	16	6	8	2	0	1	3	0	0	0	2	4	1	0	.556	.813				
LCS Totals		.146	16	41	2	6	0	0	0	0	1	0	0	5	15	0	0	.239	.146				
WS Totals		.128	17	47	4	6	1	0	1	4	1	1	1	3	13	0	1	.192	.213				

Career Single-Game Bests

Most Hits:	3, 6x, last, Sept. 1, 2024 at ARI	Most Stolen Bases:	2, June 22, 2017 vs. NYM
Most RBI:	7, June 30, 2017 at SD	Most Walks:	3, 5x, June 23, 2022 at CIN
Most Home Runs:	2, June 30 2017 at SD	Longest Hitting Streak:	12 games, June 21-July 28, 2024
Most Runs Scored:	2, 31x, last, Aug. 29, 2024 vs. BAL	Grand Slams:	1, June 30, 2017 at SD (Richard)

Career Fielding Record							
Position	PCT	G	PO	A	E	TC	DP
Catcher	.992	433	3743	98	30	3871	17
Second Base	.964	60	29	51	3	83	12
Third Base	---	3	0	0	0	0	0

Career Catching Record						
G	INN	CCS	SB	CS%	PB	CPKO
433	3510.0	55	253	17.9%	16	2

Career Transactions	Injured List
<ul style="list-style-type: none"> • June 7, 2011: Drafted by the Florida Marlins in the 9th round of the 2011 amateur draft. Player signed June 22, 2011. •December 11, 2014: Traded by the Miami Marlins with Chris Hatcher, Andrew Heaney and Enrique Hernandez to the Los Angeles Dodgers for Dee Gordon, Dan Haren, Miguel Rojas and cash. 	<ul style="list-style-type: none"> • May 27 - June 6, 2019 (left groin strain) • August 19-29, 2024 (left great toe fracture) • September 16-26, 2024 (left great toe fracture)



Mookie BETTS

IF/OF | 50

@mookiebetts

Bats: Right **Throws:** Right

Height: 5-9 **Weight:** 180

Opening Day Age: 32

Born: October 7, 1992 in Nashville, TN

Resides: Nashville, TN

Acquired: Trade along with David Price for Alex Verdugo, Jeter Downs and Connor Wong on February 10, 2020

ML Service: 9.070

MLB Debut: June 29, 2014



All-Star
(8; 2016-19, 2021-24)



Silver Slugger
(7; 2016, 2018-20, 2022-24)



Gold Glove
(6; 2016-20, 22)

Career Summary

* Power-hitting outfielder enters his 12th Major League season with a .294/.373/.524 career slashline with 371 doubles, 39 triples, 271 home runs, 831 RBI and 188 stolen bases

* Since his MLB debut, he ranks amongst the best in the MLB in runs (962, 1st), doubles (335, 1st), and hits (1430, 4th)

* Has earned several accolades throughout his big league time – All-Star (2016-19, 2021-24), Silver Slugger (2016, 2018-24), Gold Glove (2016-20, 2022), All-MLB First Team (2020, 2022-24), American League MVP (2018), and Wilson Defensive Player of the Year (2016, 2018)...is the only AL player to ever win the World Series and earn MVP, Gold Glove and Silver Slugger awards in a single season

* Became the first Dodger with at least 35 home runs and 40 doubles in a season in 2022 since Babe Herman accomplished the feat in 1930... became the first Dodger in franchise history to record 40+ doubles and 35+ homers in back-to-back seasons (2022-2023)

* His 12 HR in May 2022 tied the Dodger record for most in May with Roy Campanella...his 22 extra-base hits were the most in franchise history during the month of May

* Hit for the cycle on August 9 at Toronto, the only MLB player to do so in 2018...singled in the 1st inning, tripled in the 2nd, doubled in the 4th and homered in the 9th to become the 21st player in Red Sox history to accomplish the feat...only MLB player to do so that season

* Slugged his first big league home run on July 2, 2014 against Chicago (NL) off RHP Carlos Villanueva...later belted his first career grand slam on August 29, 2014 at Tampa Bay against RHP Chris Archer

* Only player in MLB history to steal 20+ bases and hit 40+ doubles in four consecutive seasons

* Made his Major League debut on June 29, 2014 at New York (AL) and recorded his first major league hit that same night with a single off Chase Whitley in the fourth inning

* Drafted by the Boston Red Sox in the 5th round of the 2011 MLB June Amateur Draft...signed by Danny Watkins

Year-By-Year

2024

- Utilityman slashed .289/.372/.491 in 116 games with 24 doubles, five triples, 19 home runs, 75 RBI and 16 stolen bases
- Named National League Player of the Month for March/April, slashing .368/.477/.624 with 10 doubles, two triples, six home runs and 23 RBI in 32 games...led players with 100+ plate appearances in batting average, on-base percentage and OPS (1.101)
- Was out from June 17-Aug. 12 with a fracture in his left hand
- Voted a fourth consecutive NL All-Star after slashing .304/.405/.488 in 72 games...did not appear due to injury
- Appeared in each of the Dodgers 16 Postseason games, hitting .290 (18-for-62) with 14 runs, five doubles, four home runs and 16 RBI...went 4-for-6 with a double, a home run and four RBI in Game 4 of the NLCS against NYM

- After the season, was named Silver Slugger for the seventh time in his career and to the All-MLB 1st team for the third consecutive year (fourth overall)

2023

- Played in 152 games, hitting .307 (179-for-584) and finishing with a career-high 39 homers and 107 RBI
- Set a franchise record with his 12 round-trippers leading off a game...ten of his 12 leadoff homers were prior to the All-Star break, which set a new Major League record prior to the break
- Finished among the National League leaders in hits (4th, 179), runs (4th, 126), homers (6th, 39), RBI (5th, 107), extra-base hits (3rd, 80), OBP (4th, .408), SLG (3rd, .579) and OPS (3rd, .987)
- Appeared in 70 games (62 starts) at second base, his most games at the position while with the Dodgers...racked up a .991 fielding percentage, only committing two errors in 225 total chances over 485.0 innings... appeared in right field for a majority of the season (107 G, 77 GS) and also at shortstop (16 G, 12 GS)
- Recorded 40+ doubles and 35+ homers for the second straight season
- Named the NL Player of the Month in August after hitting .455 (51-for-112) while setting the Dodgers record for hits and runs (35) in a calendar month. He became one of four Dodgers in franchise history to hit over .450 in a calendar month with a minimum of 75 at-bats and was just the third player in MLB history with a .450 average, 50+ hits and 10+ HR in a calendar month, joining Lou Gehrig (June 1930) and Babe Ruth (July 1923 and 1924)
- Won his sixth Silver Slugger and third as a Dodger...he joins Mike Piazza (1993-97) as the only two players in franchise history with three or more Silver Slugger awards and he also joins Barry Bonds (12), Mike Trout (9), Manny Ramirez (8), Ken Griffey Jr. (7), Guerrero Sr. (7), Tony Gwynn (7), Juan Gonzalez (6) Kirby Puckett (6) and Sammy Sosa (6) as outfielders that have won the award six or more times

Finished second in voting for the National League Most Valuable Player, receiving all of the second place votes...after driving in two runs on Sept. 23, he has most RBI out of the leadoff spot in MLB single season history (105)...hit 4-for-4 with two runs, two home runs, three RBI, one walk and one stolen base on June 2 against the Yankees, as well as other two other 4-for-4 performances as well as a 5-for-5 game on Aug. 23 at Cleveland...amassed two separate 15-game hitting streaks from July 21-Aug. 8 and Aug. 10-27, hitting .328 and .542 respectively

2022

- Everyday right fielder played in 142 games, producing a .269/.340/.533 slashline and was named to his sixth All-Star team
- Tallied 117 runs, 40 doubles, three triples, 35 home runs, and 82 RBI...set a new career-high in home runs and had four multi-homer games...roped his 200th career blast on July 23rd vs. SF
- Ranked among the National League best in multiple offensive categories: runs (1st, 117), doubles (7th, 40), slugging percentage (2nd, .533), on-base plus slugging percentage (6th, .873), total bases (6th, 305), and home runs (5th, 35)
- Earned several awards during and after the season, including NL All-Star, NL Silver Slugger, Rawlings NL Gold Glove, and All-MLB First Team...was also named NL player of the week on Aug. 28
- Became the first Dodger with at least 35 home runs and 40 doubles in a season since Babe Herman accomplished the feat in 1930
- His 12 HR in May tied the Dodger record for most in May with Roy Campanella...his 22 extra-base hits were the most in franchise history during the month of May
- Led the team offensively in many areas: home runs (1st, 35), doubles (2nd, 50), triples (T-3rd, 3), RBI (4th, 82), stolen bases (4th, 12), at-bats (3rd, 572)
- Secured his first walk-off RBI as a Dodger on July 6 vs. COL, the fifth of his career...had nine games in '22 with 3+ RBI and 12 with 3+ hits

Notched 78 extra-base hits, tying the third most of his career and highest since 2019...stole 12 bases, his highest mark since 2019...loved hitting left-handed pitching, tabbing a .308/.374/.609 clip against a .255/.327/.505 clip against right handed pitching...spent majority of his time in right field (136 G) and logged a .994 fielding percentage, committing just two errors and spent time at second base (7 G) for 46.0 innings...was even keeled both at home and on the road offensively, producing a .278/.340/.532 and .260/.340/.535 clip respectively...batted .274 (31-for-113) with runners in scoring position and .176 (3-for-17) with bases loaded during the regular season...had two stints on the Injured List with a right rib fracture from June 19 to July 3

2021

- Slashed .264/.367/.487 with a .854 OPS in 122 games, tallying 93 runs, 29 doubles, three triples, 23 home runs, and 58 RBI...also stole 10 bases, matching his 2020 mark
- Named to his fifth All-Star team and first in the National League, but did not attend the festivities at Coors Field (due to injury)
- Was atop the Dodger offensive leaderboards: doubles (1st, 29), average (2nd, .264), OBP (2nd, .367), SLG (2nd, .487), OPS (2nd, .854), walks (2nd, 68), stolen bases (3rd, 10), triples (T-3rd, 3), hits (4th, 123) home runs (4th, 23), and RBI (6th, 58)
- Launched his 29th career leadoff home run and seventh of the year on Sept. 30 against San Diego...also recorded his first multi-homer game of the year on Aug. 4 against Houston, the 19th of his career

- Had his 15 game hit streak snapped on Sept. 24, hitting .323 (20-for-62) during the run...also had a 20 game on-base streak from April 1 to May 1, averaging .261 with 16 runs, seven doubles, and six RBI during the streak
- Averaged .319 (15-for-47) in 12 Postseason games, collecting one double, one home run, and five RBI...went 4-for-4 with a run in Game 5 of the NLDS against San Francisco
- Hit well in both home and away contests, averaging .263 (60-for-228) with 51 runs, 14 doubles, 15 home runs, and 36 RBI at Dodger Stadium and averaging .265 (63-for-238) away from Los Angeles, totaling 42 runs, 15 doubles, eight home runs, and 22 RBI
- Saw action in right field in 98 games (86 GS), center field in 30 games (25 GS), and also at second base in 7 games (5 GS)...committed just three errors all season and helped form four double-plays
- Had two stints on the Injured List with right hip inflammation

Led off 104 games, slashing .272/.370/.506 with a .876 OPS with 21 home runs and 55 RBI...best offensive month was July, notching a .370/.417/.685 slashline in 14 games with five doubles and 11 RBI...raised his average from .256 to .280, his on-base percentage from .366 to .369 and slugging percentage from .472 to .516 from before the All-Star Game to after the Midsummer Classic...registered two seven-game hit streaks (April 1-14 and Sept. 8-14), going 20-for-56 with 16 runs, four home runs, and eight RBI during the span

2020

- Had another Gold Glove and Silver Slugger performance in his first season with the Dodgers, while leading the team in runs and home runs (tied with AJ Pollock)...finished second on the team in hits (64) and RBI (39)
- On August 23 against Colorado, became the 19th player to have a multi-homer (two), multi-stolen base (two) game...becoming the first Dodger to accomplish the feat
- Ranked among the NL leaders in hits (64, T-10th), runs (47, 4th), batting average (.292, 16th), OBP (.366, 17th), SLG (.562, 13th), steals (10, T-5th) and homers (16, T-3rd). Betts went 18-for-41 (.439) with runners in scoring position, the third best mark in the Majors, and was at his best late in games, posting a .343 (24-for-70)/.370/.643 slashline from the seventh inning and later
- Singled off San Francisco LHP Andrew Suarez in the 6th inning on August 27 for his 1000th career hit
- Batted .296 (21-for-71) in the postseason with eight doubles and two home runs...in the clinching Game 6 of the World Series, went 2-for-4 with a double and a home run
- Homered in Game 6, becoming the ninth player in MLB history to homer in multiple World Series-clinching games...he is the second player to do it with two different teams (other: Reggie Jackson)
- His eight doubles tied a Major League record for most doubles in a single postseason (David Freese – 2011, Albert Pujols – 2011, Ben Zobrist – 2015)
- On Aug. 13, he homered three times against the Padres, joining Hall-of-Famer Johnny Mize and Sammy Sosa as the only players in MLB history with six career three-homer games

2019

- * In his sixth big league season, posted a .295/.391/.524 line with 135 runs (career-high), 40 doubles, five triples, 29 home runs, and 80 RBI in 150 games
- Led the MLB with 135 runs scored, tied for sixth place in Red Sox history with most runs scored in a season (also Ted Williams, 1941)
- Earned his fourth consecutive All-Star Game selection...voted in by the player ballot as an AL reserve
- Recorded 40+ doubles for a fifth consecutive season...only other Red Sox players to accomplish the feat were Wade Boggs (8) and David Ortiz (5)
- Since his MLB debut on June 29, 2014, he ranks among the best in the MLB in runs (613, 1st), doubles (229, 1st), extra-base hits (394, 2nd), and hits (965, 4th)
- On July 26 against the Yankees, went 4-for-5 with four runs, one double, three home runs, five RBI and a career-high 14 total bases...his three home run game was the 33rd three home run game in Red Sox history and 5th of Betts' career

Entered July batting .261 with 13 home runs and an .835 OPS through 82 games and finished the season hitting .335 with a 1.010 OPS...led AL right fielders with 10 assists, which was second most in the Majors (1st, Bryce Harper with 13)...has scored 500+ runs in his first 674 games, the only active player to do so besides Albert Pujols who reached the mark in his 629th game...hit three home runs in the 12th inning or later, tied with Charlie Blackmon for most in the Majors...prior to 2016, had never homered in the 12th inning or later...reached 500 career runs scored (4/30 at Oakland) in 674 games...drew a walk-off bases-loaded walk on 6/12 vs. Texas

2018

- American League MVP posted career-best numbers with a .346/.438/.640 slash line with 47 doubles, 32 homers and 30 stolen bases...appeared in 131 games (128 starts) in the outfield (115 in right field, 12 in center field) posting a .996 fielding percentage
- Earned the Gold Glove (third time) and Silver Slugger (second time) awards and named the AL Outstanding Player by the MLBPA
- Named the AL starting right fielder in his third straight All-Star Game...led the MLB at the break in

average (.359)

- Hit for the cycle on August 9 at Toronto, the only MLB player to do so in 2018...singled in the 1st inning, tripled in the 2nd, doubled in the 4th and homered in the 9th to become the 21st player in Red Sox history to accomplish the feat
- Started each of the Red Sox' 14 postseason games, going 13-for-61 (.210) with 13 runs scored, four doubles, and one home run en route to winning a World Series
- Led the Majors in multiple categories: average (.346), slugging (.640), runs (T-1st, 129) while ranking second in OBP (.438), OPS (1.078) and extra-base hits (84)

Scored 100+ runs for the 3rd consecutive season, joining Ted Williams (1939-42) as the only Red Sox player to ever record three 100-run seasons before turning 26...homered in three straight games for the first time in his career from May 2-4...recorded a season-best 24-game on-base streak from June 26 – July 24 during which he hit .381 (37-for-97)...recorded his first career walk-off home run on July 27 against Minnesota in the 10th inning...became the second Red Sox player ever to hit 40+ doubles in four straight years, joining Wade Boggs (7 straight years, 1985-91)...was the only MLB player to steal 20+ bases and 40+ doubles in four consecutive seasons at the time...became the 3rd Red Sox player to hit for the cycle out of the leadoff spot...scored 42 runs in the Sox' first 40 games, the most ever by a Boston player through 40 team games...stands as only the second Major Leaguer to win the World Series, earn MVP, earn Gold Glove, and earn Silver Slugger award in a single season (Mike Schmidt, 1980)...named the overall Heart and Hustle Award winner by the MLB Players Alumni Association which is annually awarded to an active player who demonstrates a passion for baseball and embodies the values, spirit and tradition of the game

2017

- *Second time Gold Glove winner slashed .264/.344/.459 at the plate and started all 153 games in right field...racked up 46 doubles, two triples, 24 home runs, and 26 stolen bases
- *Led his team in games, runs, hits, doubles, home runs, RBI, walks stolen bases, extra-base hits, slugging and OPS...while ranking in the top 10 in the AL in runs (6th), doubles (3rd), RBI (T-7th), walks (T-10th), and stolen bases (T-8th)
- *Voted to his second All-Star team via the player ballot...replaced injured Mike Trout in the starting lineup in center field
- *Recorded three multi-HR games (June 14 at Philadelphia, July 2 at Toronto, September 12 vs. Oakland)...hit two from the leadoff spot
- *In the Postseason, hit safely in each of the Sox' four ALDS games against Houston, going 5-for-16 with two doubles

Went 129 regular-season plate appearances without a strikeout from September 12, 2016 to April 19, 2017...posted a .987 fielding percentage from right field, committing only five errors all season...in the month of September, posted a .354/.417/.646 slash lines with six home runs, ten RBI, and two stolen bases...joined Ted Williams (1940-42) as the only Red Sox player to ever start multiple All-Star Games before turning 25...named AL Player of the Week twice (May 8 – 14 and June 26 – July...2)...selected as the Thomas A. Yawkey Award winner, awarded to the Red Sox MVP by the Boston Baseball Writers...finished sixth in AL MVP voting

2016

- First time Gold Glove, Silver Slugger, and All-Star posted a .318/.363/.534 slash line with 42 doubles, five triples, 31 home runs, and career-high 113 RBI in 158 games...finished second in AL MVP voting
- Ranked amongst Major Leaguers in WAR (2nd), hits (2nd), runs (2nd), doubles (T-6th), RBI (5th), average (7th), slugging (16th), and OPS (18th)...also ranked 6th in the AL and 17th in the ML with 26 steals in only 30 attempts
- Started in his first All-Star Game in right field...went 1-for-2 in the Midsummer Classic, singling to center off starter Johnny Cueto, going on to score a run
- Twice he hit three home runs in the same game, becoming the youngest Major Leaguer to do so in a single season (June 1 at Baltimore, August 14 against Arizona)
- Hit leadoff home runs on July 21 and July 22 against Minnesota, his second time in 2016 accomplishing the feat in consecutive games (also May 31 and June 1 at Baltimore)

Awarded Wilson Defensive Player of the Year in right field...named AL Player of the Month in July where he led the AL in doubles (10), extra-base hits (16), and total bases (62, 1st in ML)...amassed great numbers at home, posting a Major League leading 113 hits at Fenway Park (most since Nomar Garciaparra had 118 in 2003) and also held a .314/.408/.569 slash line at home...posted a .997 fielding percentage over 157 games, all from right field...played in his first postseason, appearing in all three Divisional Series games in right field and posting a .200 average with a double...was the only outfielder in the big leagues with 200+ hits

2015

- Appeared in 145 games in his first full Major League season, tabbing 92 runs, 42 doubles, eight triples (career-high), 68 extra-base hits and 18 homers...spent 133 games in center field and 11 in right field
- Made his first Opening Day roster in his second season with the Red Sox...went 2-for-4 with a home run on the day and served as the club's youngest Opening Day leadoff hitter since Rico Petrocelli (age 21 in 1965)
- Topped the Majors with 69 RBI and 60 extra-base hits from the leadoff spot...also hit the team's only

leadoff homer of the year on June 20 at Kansas City against Edison Volquez

- Recorded his first career walk-off hit on April 27 against Toronto with a single in the ninth inning

Was the hardest player to double up in the Majors, grounding into just two double plays in 597 AB (298.5 AB/GIDP)...had the team's two longest hit streaks in 2015, a 13-gamer from June 6 – 11 and an 18-gamer from August 24 – September 13...worth 6.0 wins above replacement according to Baseball Reference, tied for 7th-best in the American League...had a career-high 36-game on-base streak from August 24 to October 3, slashing .360/.416/.607 with seven home runs during that span...Named AL Player of the Week for June 15 – 21

2014

- Saw his first big league action in his fourth professional season, batting .291 with five homers and 18 RBI in 52 games over three stints with Boston
- Made his Major League debut on June 29 at New York (AL) and recorded his first major league hit that same night with a single off Chase Whitley in the fourth inning
- Hit his first big league home run on July 2 against Chicago (NL) off Carlos Villanueva...later belted his first career grand slam on August 29 at Tampa Bay against Chris Archer
- Appeared in 99 minor league games between Double-A Portland and Triple-A Pawtucket...slashed .346/.431/.529 line with 30 doubles, five triples, 11 home runs, and 65 RBI and reached base in 92 of those 99 games

Started at second base (14 G), center field (28 G) and right field (8 G) in his 52 games with Boston...hit his first career leadoff home run on September 21 at Baltimore and was the youngest Red Sox player with a leadoff shot since Bobby Doerr (1939, 21 years old)...garnered accolades at both the Major and Minor League levels...named Red Sox Minor League Offensive Player of the Year for the second time, named to Baseball America's Minor League All-Star team, earned a spot on the U.S. roster in the All-Star Futures Game, and awarded a spot on Baseball America's Major League All-Rookie team

2013

Split the season between Single-A Greenville and Advanced-A Salem, slashing .314/.417/.506 over 127 games

In his time with Single-A Greenville, held a .296 batting average with 24 doubles, one triple, eight home runs, and 26 RBI...started all 76 games at second base, posting a career-high 169 assists in 334 chances With Advanced-A Salem, posted a .341 average (63-for-185) with 39 RBI and 20 stolen bases...started 49 of 50 total games at second base

Named to the South Atlantic League Mid-Season All-Star team with Greenville and was selected as the Red Sox Minor League Offensive Player of the Year after leading all Red Sox minor leaguers in total bases (234), doubles (tied, 36), stolen bases (38), and slugging percentage (.506, min. 250 AB)

2012

Played with Short-A Lowell for 71 games, securing eight doubles, one triple, and 20 stolen bases...led the team with 31 RBI in that time frame...named Red Sox Minor League Base Stealer of the Month for August/September...stole nine bases in nine attempts

2011

Appeared in one game for the Rookie-level GCL Red Sox for his professional debut...started at shortstop on August 26, going 2-for-4 with two RBI and a stolen base

Personal

Markus Lynn Betts...married to wife Brianna and has a daughter, Kynlee and son, Kaj...graduated from John Overton High School (TN) in 2011 where he was a member of the baseball and basketball teams...earned Louisville Slugger High School All-American accolades during his senior season...his uncle, Terry Shumpert, played 14 seasons in the Majors with Kansas City (1990-94), Boston (1995), Chicago Cubs (1996), San Diego (1997), Colorado (1998-2002), and Tampa Bay (2003)...has a passion for bowling...participated in the Professional Bowlers Association's World Series of Bowling in 2015 and 2017 and bowled a perfect 300 at the 2017 World Series...drafted by the Boston Red Sox in the 5th round of the 2011 MLB June Amateur Draft...signed by Danny Watkins

Career Batting Record																					
Year	Team	AVG	G	AB	R	H	2B	3B	HR	RBI	SH	SF	HP	BB	SO	SB	CS	OBP	SLG	E	
2011	GCL Red Sox	.500	1	4	0	2	0	0	0	2	0	0	0	0	0	1	0	.500	1.000	3	
2012	Lowell	.267	71	251	34	67	8	1	0	31	2	4	3	32	30	20	4	.352	.307	15	
2013	Greenville	.296	76	277	63	82	24	1	8	26	1	3	1	58	40	18	2	.418	.477	12	
2014	Salem	.341	51	185	30	63	12	3	7	39	1	1	1	23	17	20	2	.414	.551	6	
	BOSTON	.291	52	189	34	55	12	1	5	18	1	0	2	21	31	7	3	.368	.444	4	
	Portland	.355	54	214	56	76	18	3	6	34	0	3	1	35	20	22	3	.443	.551	4	
	Pawtucket	.335	45	185	31	62	12	2	5	31	0	0	0	26	30	11	4	.417	.503	1	
2015	BOSTON	.291	145	597	92	174	42	8	18	77	3	6	2	46	82	21	6	.341	.479	5	
	Portland	.500	1	4	1	2	0	0	1	1	0	0	0	0	0	0	0	.500	1.250	0	
2016	BOSTON	.318	158	672	122	214	42	5	31	113	0	7	2	49	80	26	4	.363	.534	1	
2017	BOSTON	.264	153	628	101	166	46	2	24	102	0	5	2	77	79	26	3	.344	.459	5	
2018	BOSTON	.346	136	520	129	180	47	5	32	80	0	5	8	81	91	30	6	.438	.640	1	
2019	BOSTON	.295	150	597	135	176	40	5	29	80	0	9	3	97	101	16	3	.391	.524	2	
2020	LOS ANGELES	.292	55	219	47	64	9	1	16	39	2	0	1	24	38	10	2	.366	.562	4	
2021	LOS ANGELES	.264	122	466	93	123	29	3	23	58	0	5	11	68	86	10	5	.367	.487	3	
2022	LOS ANGELES	.269	142	572	117	154	40	3	35	82	0	4	8	55	104	12	2	.340	.533	2	
2023	LOS ANGELES	.307	152	584	126	179	40	1	39	107	0	5	8	96	107	14	3	.408	.527	5	
2024	LOS ANGELES	.289	116	150	75	130	24	5	19	75	0	4	1	61	57	16	2	.372	.491	12	
Major League- 11 years		.294	1381	5494	1071	1615	371	39	271	831	4	51	49	675	856	856	39	.373	.524	44	
Dodger Totals - 5 years		.284	587	2291	458	650	142	13	132	361	0	19	30	304	392	62	14	.372	.530	26	
Minor League-5 years		.316	299	1120	215	354	74	10	27	164	6	9	6	174	137	92	15	.408	.472	41	

Career Postseason Batting Record																				
Year	Team	AVG	G	AB	R	H	2B	3B	HR	RBI	SH	SF	HBP	BB	SO	SB	CS	OBP	SLG	
2016	ALDS: BOS vs. CLE	.200	3	10	1	2	1	0	0	0	0	0	0	2	1	0	0	.333	.300	
2017	ALDS: BOS vs. HOU	.313	4	16	2	5	2	0	0	0	0	0	0	1	4	1	0	.353	.438	
2018	ALDS: BOS vs. NYY	.188	4	16	3	3	1	0	0	2	0	0	0	3	4	0	0	.316	.250	
	ALCS: BOS vs. HOU	.217	5	23	5	5	2	0	0	1	0	0	1	1	2	0	0	.280	.304	
2020	WS: BOS vs. LAD	.217	5	23	5	5	1	0	1	1	0	0	0	3	6	1	0	.308	.391	
	NLWC: LAD vs. MIL	.429	2	7	1	3	3	0	0	3	0	0	0	1	3	0	0	.500	.857	
	NLDS: LAD vs. SD	.333	3	12	5	4	2	0	0	1	0	1	0	2	2	1	0	.400	.500	
	NLCS: LAD vs. ATL	.269	7	26	4	7	1	0	0	1	0	0	0	5	4	1	0	.387	.308	
	WS: LAD vs. TB	.269	6	26	5	7	2	0	2	3	0	0	0	2	7	4	0	.321	.577	
	NLDS: LAD vs. SF	.450	5	20	2	9	0	0	1	4	0	1	0	1	2	2	0	.455	.600	
2021	NLCS: LAD vs. ATL	.174	6	23	4	4	1	0	0	1	0	0	0	4	3	4	0	.296	.217	
	NLDS: LAD vs. SD	.143	4	14	2	2	1	0	0	1	0	1	0	3	4	0	1	.278	.214	
2023	NLDS: LAD vs. ARI	.000	3	11	1	0	0	0	0	0	0	0	0	1	2	0	0	.083	.000	
2024	NLDS: LAD vs. SD	.222	5	18	4	4	0	0	2	3	0	0	0	3	3	0	0	.333	.556	
	NLCS: LAD vs. NYM	.346	6	26	6	9	4	0	2	9	0	0	0	5	5	2	0	.452	.731	
	WS: LAD vs. NYY	.278	5	18	4	5	1	0	0	4	0	2	0	3	2	0	0	.348	.333	
Postseason Totals		.259	74	293	54	76	22	0	8	34	0	5	1	40	54	16	1	.345	.416	
LWC Totals		.429	2	7	1	3	3	0	0	3	0	0	0	1	3	0	0	.500	.857	
LDS Totals		.248	31	117	20	29	7	0	3	11	0	3	0	16	22	4	1	.331	.385	
LCS Totals		.255	24	98	19	25	8	0	2	12	0	1	1	15	14	7	0	.360	.398	
WS Totals		.254	16	67	14	17	4	0	3	8	0	2	0	5	15	5	0	.325	.448	

Career Single-Game Bests																						
Most Hits:			5, 3x, last, April 16, 2024, vs. WAS									Most Stolen Bases:			3, 2x, last, Sept. 16, 2020 vs. SD							
Most RBI:			8, 2x, last, July 2, 2017 at TOR									Most Walks:			3, 14x, last, April 20, 2024 vs. NYM							
Most Home Runs:			3, 6x, last, August 13, 2020 vs. SD									Longest Hitting Streak:			18 games, August 24 - September 13, 2015							
Most Runs Scored:			5, April 10, 2018 vs. NYY									Grand Slams:			6, last: August 7, 2023 (S. Lugo)							

Career Fielding Record							
Position	PCT	G	PO	A	E	TC	DP
Second Base	.986	118	140	222	5	367	53
Shortstop	.959	81	102	177	12	291	34
Center Field	.989	223	526	15	6	547	4
Right Field	.990	1021	2050	54	21	2125	11

Career Transactions

- June 7, 2011: Drafted by the Boston Red Sox in the 5th round of the 2011 amateur draft. Player signed August 15, 2011.
- February 10, 2020: Traded to the Los Angeles Dodgers along with LHP David Price for OF Alex Verdugo, C Connor Wong and IF Jeter Downs

Injured List

- July 29 - August 9, 2015 (concussion)
- June 1 - June 11, 2018 (left abdominal strain)
- July 25 - August 1, 2021 (right hip inflammation)
- August 11 - 26, 2021 (right hip inflammation)
- June 19 - July 3, 2022 (right rib fracture)
- June 17-August 12, 2024 (left hand fracture)



Ben
CASPARIUS
@bencasparius

RHP | 78

Bats: Right **Throws:** Right
Height: 6-2 **Weight:** 215
Opening Day Age: 26
Born: February 11, 1999 in Westport, CT
Resides: Westport, CT
Acquired: Drafted in the fifth round of the 2021 First Year Player Draft out of the University of Connecticut
ML Service: 0.016
MLB Debut: August 31, 2024



Career Highlights

- * Connecticut native begins his fifth season in the Dodgers organization after spending the last season with Double-A Tulsa, Triple-A Oklahoma City and the big-league club
- * Owns a minor league record of 14-17 with a 4.62 ERA (150 ER/292.0 IP) in 79 games (57 starts) with 346 strikeouts against 150 walks
- * Made his Major League debut on Aug. 31, 2024 at ARI, tossing 1.0 perfect inning of relief while picking up his first Major League win
- * Appeared in four 2024 Postseason games (one start), going 1-0 with a 1.42 ERA (1 ER/6.1 IP) with five strikeouts against five walks...picked up the win in Game 6 of the NLCS vs. NYM, tossing 1.1 scoreless innings and giving up two hits and one walk
- * Picked up his first professional win on May 20, 2022 with Single-A Rancho Cucamonga, tossing 5.0 innings and giving up five hits, one run and one walk while striking out a season-high eight
- * Named Midwest League Pitcher of the Week on April 16 after pitching 6.0 scoreless innings with Advanced-A Great Lakes, giving up only two walks and striking out five
- * Drafted in the fifth round of the 2021 First-Year Player Draft by the Los Angeles Dodgers out of the University of Connecticut

Year-By-Year

2024

- Started the season in the minor leagues, playing 21 games between Double-A Tulsa and Triple-A Oklahoma City...combined to go 6-4 with a 3.35 ERA (33 ER/88.2 IP) while holding batters to a .199 average with 106 strikeouts
- Was out from June 19-July 14 on the injured list
- Made his Major League debut on Aug. 31 at ARI, tossing 1.0 perfect inning of relief while picking up the win
- Went 2-0 with a 2.16 ERA (2 ER/8.1 IP) in three Major League outings...struck out five batters in his second career Major League appearance on Sept. 22, tying Michael Grove for the most strikeouts by a Dodgers reliever in an outing this season
- Appeared in four Postseason games (one start), going 1-0 with a 1.42 ERA (1 ER/6.1 IP) with five strikeouts against five walks...picked up the win in Game 6 of the NLCS vs. NYM, tossing 1.1 scoreless innings and giving up two hits and one walk

2023

- Began the season with Advanced-A Great Lakes (8 GS) before spending a majority of the season with Double-A Tulsa (18 G, 13 GS)
- Combined to go 6-7 with a 5.27 ERA (63 ER/107.2 IP) with 120 strikeouts against 55 walks
- Named Midwest League Pitcher of the Week on April 16 after pitching 6.0 scoreless innings with Advanced-A Great Lakes, giving up only two walks and striking out five

2022

- Began the season with Single-A Rancho Cucamonga before being promoted to Advanced-A Great Lakes on May 28
- Combined to go 2-6 with a 5.22 ERA (52 ER/89.2 IP) in 27 games (16 starts) with 110 strikeouts against 46 walks
- Picked up his first professional win on May 20 with Single-A Rancho Cucamonga, tossing 5.0 innings and giving up five hits, one run and one walk while striking out a season-high eight

2021

- Split his first professional season between Rookie-level ACL Dodgers and Single-A Rancho Cucamonga, combining to go 0-0 with a 3.00 ERA (2 ER/6.0 IP) in five games (one start)

Personal

Benjamin Keith Casparius ... Named Connecticut Gatorade Player of the Year in 2017 after leading Staples High School in Westport to a state title ... All-time hits leader in the state of Connecticut ... Began his college career at North Carolina, where he was a two-way player (and teammate of former Dodger Michael Busch) with a 1.69 ERA and .813 OPS as a freshman for the College World Series quarterfinalists. Went 2 for 5 with three RBI in the Tar Heels' 8-6 victory over Oregon State in the CWS lidlifter. Finished his college playing career as a junior at the University of Connecticut, where he went 8-5 with a 4.22 ERA and 127 strikeouts in 91.2 innings (15 starts, including one shutout).

Career Pitching Record																			
Year	Team	W-L	ERA	G	GS	CG	SHO	SV	IP	H	R	ER	HR	HB	BB	SO	WP	BK	AVG
2021	ACL Dodgers	0-0	3.00	3	1	0	0	0	3.0	4	1	1	0	0	0	6	0	0	.308
	Rancho Cucamonga	0-0	3.00	2	0	0	0	0	3.0	4	2	1	0	0	3	4	0	0	.333
2022	Rancho Cucamonga	1-2	2.73	9	7	0	0	0	29.2	15	16	9	3	2	14	43	3	1	.146
	Great Lakes	1-4	6.45	18	9	0	0	0	60.0	71	48	43	11	3	32	67	5	1	.146
2023	Great Lakes	4-0	2.68	8	8	0	0	0	37.0	23	11	11	5	0	18	44	1	0	.173
	Tulsa	2-7	6.62	18	13	0	0	0	70.2	73	57	52	15	7	37	76	11	2	.264
2024	Tulsa	2-1	3.32	5	5	0	0	0	21.2	18	12	8	2	1	11	34	1	0	.217
	Oklahoma City	4-3	3.36	16	14	0	0	0	67.0	47	26	25	4	3	35	72	3	0	.193
	LOS ANGELES	2-0	2.16	3	0	0	0	0	8.1	9	3	2	0	0	4	12	0	0	.273
Major League- 7 years		9-8	3.88	268	1	0	0	10	257.1	223	125	111	28	7	79	256	9	2	.234
Dodger Totals- 1 year		2-0	0.70	39	0	0	0	1	38.2	18	6	3	1	1	10	38	1	0	.140
Minor League- 4 years		14-17	4.62	79	57	0	0	0	292.0	255	173	150	40	16	150	346	24	4	.230

Career Postseason Pitching Record																		
Year	Team	W-L	ERA	G	GS	CG	SHO	SV	IP	H	R	ER	HR	HBP	BB	SO	WP	BK
2024	NLCS: LAD vs. NYM	1-0	0.00	3	0	0	0	0	4.1	2	0	0	0	0	2	4	0	0
	WS: LAD vs. NYY	0-0	4.50	1	1	0	0	0	2.0	1	1	1	0	0	3	1	0	0
Postseason Totals		1-0	1.42	4	1	0	0	0	6.1	3	1	1	0	0	5	5	0	0
LCS Totals		1-0	0.00	3	0	0	0	0	4.1	2	0	0	0	0	2	4	0	0
WS Totals		0-0	4.50	1	1	0	0	0	2.0	1	1	1	0	0	3	1	0	0

Career Single-Game Bests																				
Low-Hit Complete Game:		---					Most Strikeouts:					7, September 27, 2024 at COL								
Most Innings Pitched Starter:		---					Most Walks:					2, 2x, last, September 27, 2024 at COL								
Most Innings Pitched Reliever:		4.1, September 27, 2024 at COL					Longest Winning Streak:					2, August 31, 2024 - active								
Most Earned Runs Allowed:		1, 2x, last, September 27, 2024 at COL					Longest Losing Streak:					---								

Career Fielding Record							
Position	PCT	G	PO	A	E	TC	DP
Pitcher	1.000	3	1	0	0	1	0

Career Transactions
• July 23, 2021: Drafted in the fifth round of the First Year Player Draft out of the University of Connecticut

Injured List
• No injuries at the Major League level



Michael
CONFORTO

OF | 23

@mconforto8

Bats: Left Throws: Right

Height: 6-1 Weight: 215

Opening Day Age: 32

Born: March 1, 1993 in Seattle, WA

Resides: Scottsdale, AZ

Acquired: Signed a one-year contract on December 10, 2024

ML Service: 8.043

ML Debut: July 24, 2015



All-Star
(1: 2017)

Career Highlights

- * Outfielder joins the Dodgers after signing a one-year deal on December 10, 2024
- * In nine years with New-York NL (2015-2021) and San Francisco (2023-24), owns a .251/.348/.456 slashline with 167 home runs and 520 RBI
- * Named to his first career All-Star Game in 2017 after hitting .284 (64-for-225) in 70 games before the break...went 1-for-2 with a single in the game
- * Made his Major League debut on July 24, 2015 against Los Angeles-NL, going 0-for-3 with an RBI...went 4-for-4 with four runs scored in his second career game on July 25 vs. Los Angeles-NL, becoming the first Met in franchise history to record a four-hit game within his first two career games
- * Homered twice in Game 4 of the 2015 World Series, becoming the fifth rookie (at the time) to hit two homers in a World Series game and first since Andruw Jones in 1996...was the third-youngest player (at the time) to have a multi-homer game in the World Series
- * Was the first Met to hit at least 25 home runs in his age 24 season or younger since David Wright hit 30 homers in his age 24 season in 2007...also the second Met age 24 or younger to hit 20 or more home runs before the end of July (Wright, 2006)
- * Is one of only three players to appear in the Little League World Series, College World Series and the World Series, along with Jason Varitek and Ed Vosberg
- * Drafted 10th overall in the 2014 MLB Draft by the New York Mets out of Oregon State University

Year-By-Year

2024

- In his second and last season with SF, slashed .237/.309/.450 with 20 home runs and 66 RBI
- His 17 homers hit on the road led all NL outfielders
- Spent time on the IL in May with a right hamstring strain...hit .200 (1-for-5) in two rehab outings for Triple-A Sacramento
- Was even-keeled with statistics before and after the All-Star game, slashing .237/.310/.438 and .238/.308/.466 respectively

2023

- Played 125 games in his first year with San Francisco after missing all of the 2022 season recovering from right shoulder surgery
- Slashed .239/.334/.384...recorded 15 home runs, 58 RBI and 58 runs, all his best marks since 2019
- His 58 RBI were third-most on the team behind IF J.D. Davis (69) and IF Wilmer Flores (60)...led team with 19 go-ahead RBI...his 11 game-winning RBI were tied with Joc Pederson for most on the team
- Missed 19 games from Aug. 24-Sept. 15 while on the 10-day IL with a left hamstring strain

2022

- Underwent surgery on his right shoulder in April and missed the entire 2022 season...he suffered the strain while training in January

2021

- In his last season playing for the Mets, slashed .232/.344/.384 in 125 games with 20 doubles, 14 home runs and 55 RBI
- Had his best month in August, slashing .268/.388/.488 in 28 games
- Hit two home runs on July 19 at CIN, finishing the day 3-for-6 with three runs and three RBI

2020

- In the shortened season, slashed .322/.412/.515 in 54 games with nine home runs and 31 RBI
- Led the National League with six outfield assists and did not commit a single error in 438.1 innings in right field
- Batted .326 (31-95) in August and .329 (26-79) in September...was one of seven major leaguers to hit .325 or better in both full months of the season
- Had a career-best 12-game hitting streak from Aug. 3-15 and a career-best 23-game on-base streak from the end of 2019-Aug. 15
- Named to the All-MLB Second Team

2019

- Set career highs in hits (141), homers (33), RBI (92), runs (90), doubles (29) and steals (seven) while slashing .257/.363/.494 in 151 games
- Is the fourth Met with three-straight 27-homer seasons (also, Darryl Strawberry, Mike Piazza and Carlos Beltrán)
- In 70 second-half games, hit .271 (71-262) with 17 homers and an .885 OPS

2018

- In a career-high 153 games, hit .243 (132-for-543) with 35 doubles, 28 homers and 82 RBI...ranked among NL leaders in road homers (17, T-4th), walks (8th) and go-ahead home runs (11, T-14th) and home runs (15th)
- Reached base safely in his first 20 games of the season, the longest on-base streak of his career...the 20-game on-base streak to begin a season was the ninth-longest in Mets history
- Had 10 games with at least three RBI, tied for sixth-most in the NL and tied for 10th-most in the majors
- After the All-Star break, ranked fourth in the majors with 52 RBI, was tied for seventh in the majors with 17 home runs and tied for ninth with 33 extra-base hits
- Clubbed a Statcast-estimated 472-foot homer on August 27 at Wrigley Field, the longest home run by a Mets hitter since Statcast began tracking data in 2015

2017

- Finished the year slashing .279/.384/.555 in 109 games...set career-highs in home runs (27), RBI (68), OPS (.939), hits (104), walks (57) and runs scored (72)
- Named to his first career All-Star Game after hitting .284 (64-for-225) in 70 games before the break...went 1-for-2 with a single in the game
- Was the first Met to hit at least 25 home runs in his age 24 season or younger since David Wright hit 30 homers in his age 24 season in 2007...also the second Met age 24 or younger to hit 20 or more home runs before the end of July (Wright, 2006)
- Placed on the IL on August 25 with a dislocation of his left shoulder and a tear in the posterior capsule in the shoulder...did not play the remainder of the season and had surgery to repair the tear in the posterior capsule in his left shoulder on September 6

2016

- Made his first career Opening Day roster and spent three stints with the Mets...slashed .220/.310/.414 in 109 games with 21 doubles, 12 home runs and 42 RBI
- Batted .365 (27-74) with 11 doubles, four home runs, 18 RBI and 15 runs scored in 21 games during April
- Had 17 home runs through his first 100 games as a Met, tied for the third-most in team history behind Darryl Strawberry (22) and David Wright (20)
- In 33 games with Triple-A Las Vegas, hit .422 (54-128) with eight doubles, two triples, nine home runs, 28 RBI and 30 runs scored

2015

- Split the season between Advanced-A St. Lucie (46 G) and Double-A Binghamton (45 G) before being called up to the Majors on July 24
- Hit a combined .300 (107-for-357) with 12 home runs and 54 RBI in the minors
- Made his Major League debut on July 24 against Los Angeles-NL, going 0-for-3 with an RBI...went 4-for-4 with four runs scored in his second career game on July 25 vs. Los Angeles-NL, becoming the first Met in franchise history to record a four-hit game within his first two career games
- Finished his rookie year slashing .270/.335/.506 in 56 games...batted .291 (39-for-134) with 20 runs scored, 11 doubles, eight home runs and 18 RBI over his last 42 games dating to August 13
- Homered twice in Game 4 of the 2015 World Series, becoming the fifth rookie (at the time) to hit two homers in a World Series game and first since Andruw Jones in 1996...was the third-youngest player (at the time) to have a multi-

homer game in the World Series

- Named to the 2015 Topps Rookie All-Star team and played in the SiriusXM Futures Game in Cincinnati

2014

- Played his first professional action with Class-A Short Season Brooklyn, slashing .331/.403/.448 in 42 games

PERSONAL

Michael Thomas Conforto...married wife Cabernet in Dec. 2021...son Camden born Dec. 2023...his mother, Tracy, is a three-time Olympic medalist in synchronized swimming...played in the 2004 Little League World Series for the Northwest region...attended Oregon State University where he was named Pac-12 Player of the Year twice and helped lead the team to the 2013 College World Series...drafted 10th overall in the 2014 MLB Draft to the New York Mets

Career Batting Record																				
Year	Team	AVG	G	AB	R	H	2B	3B	HR	RBI	SH	SF	HBP	BB	SO	SB	CS	OBP	SLG	E
2014	Brooklyn	.331	42	163	30	54	10	0	3	19	0	2	5	16	29	3	0	.403	.448	6
2015	St. Lucie	.283	46	184	25	52	12	0	7	28	0	2	3	17	26	0	1	.350	.462	1
	Binghamton	.318	45	173	22	55	12	3	5	26	0	0	1	23	35	1	0	.401	.509	1
	NEW YORK-NL	.270	56	174	30	47	14	0	9	26	0	2	1	17	39	0	1	.335	.506	0
2016	Las Vegas	.422	33	128	30	54	8	2	9	28	0	0	2	13	18	2	2	.483	.727	4
	NEW YORK-NL	.220	109	304	38	67	21	1	12	42	0	3	5	36	89	2	1	.310	.414	3
2017	St. Lucie	.750	1	4	1	3	1	0	0	1	0	0	0	0	1	0	0	.800	1.000	1
	NEW YORK-NL	.279	109	373	72	104	20	1	27	68	0	3	8	57	113	2	0	.384	.555	3
2018	NEW YORK-NL	.243	153	543	132	243	25	1	28	82	0	4	7	84	159	3	4	.350	.448	3
2019	NEW YORK-NL	.257	151	549	90	141	29	1	33	92	0	0	10	84	149	7	2	.363	.494	3
2020	NEW YORK-NL	.322	54	202	40	65	12	0	9	31	0	0	7	24	57	3	3	.412	.515	0
2021	Syracuse	.162	3	11	2	2	1	0	0	0	0	0	0	3	0	0	0	.182	.273	0
	NEW YORK-NL	.232	125	406	52	94	20	0	14	55	0	2	12	59	104	1	0	.344	.384	5
2023	SAN FRANCISCO	.239	125	406	58	97	14	0	15	58	0	4	7	53	106	4	0	.334	.384	2
2024	Sacramento	.200	2	5	0	1	0	0	0	00	0	0	0	0	1	0	0	.333	.200	0
	SAN FRANCISCO	.237	130	438	56	104	27	3	20	66	0	8	5	42	118	0	1	.309	.450	2
Major League - 14 years		.251	1012	3395	514	851	182	7	167	520	0	25	62	456	934	22	12	.348	.456	21
Minor League - 6 years		.331	172	668	110	221	44	5	24	102	0	4	11	71	113	6	3	.402	.510	13

Career Postseason Batting Record																				
Year	Team	AVG	G	AB	R	H	2B	3B	HR	RBI	SH	SF	HP	BB	SO	SB	CS	OBP	SLG	
2015	NLDS: NYM vs. LAD	.143	4	7	1	1	0	0	1	2	0	1	0	0	1	0	0	.125	.571	
	NLCS: NYM vs. CHC	.000	2	8	0	0	0	0	0	0	0	0	0	1	1	4	0	0	.200	.000
	WS: NYM vs. KC	.333	5	15	2	5	0	0	2	4	0	1	0	0	3	0	0	.313	.733	
Postseason Totals		.200	12	30	3	6	0	0	3	6	0	2	1	1	8	0	0	.235	.500	
LDS Totals		.143	4	7	1	1	0	0	1	2	0	1	0	0	1	0	0	.125	.571	
LCS Totals		.000	2	8	0	0	0	0	0	0	0	0	0	1	1	4	0	0	.200	.000
WS Totals		.333	5	15	2	5	0	0	2	4	0	1	0	0	3	0	0	.313	.733	

Career Single-Game Bests																				
Most Hits:			4, 6x, last, June 13, 2023 at STL						Most Stolen Bases:			1, 22x, last, July 16, 2023 at PIT								
Most RBI:			6, September 17, 2018 at PHI						Most Walks:			1, 22x, last, July 10, 2021 at PIT								
Most Home Runs:			2, 7x, last, July 19, 2021 at CIN						Longest Hitting Streak:			12, August 3-15, 2020								
Most Runs Scored:			4, 3x, last, September 11, 2020 at TOR						Grand Slams:			2, last, March 30, 2024 (Cosgrove)								

Career Fielding Record							
Position	PCT	G	PO	A	E	TC	DP
Center Field	.985	146	252	6	4	262	1
Right Field	.988	430	709	25	9	743	4
Left Field	.988	383	614	20	8	642	4

Career Transactions
• June 5, 2014: Drafted by the New York Mets in the 1st round (10th pick) of the 2014 amateur draft. Player signed July 11, 2014.
• January 6, 2023: Signed as a Free Agent with the San Francisco Giants.
• December 10, 2024: Signed as a Free Agent with the Los Angeles Dodgers.

Injured List
• April 1 - July 8, 2017 (undisclosed)
• August 25 - October 2, 2017 (left shoulder dislocation)
• March 26 -April 5, 2018 (left shoulder discomfort)
• May 17 - 26, 2018 (concussion)
• September 24-28, 2020 (left hamstring tightness)
• May 17 - June 23, 2021 (strained right hamstring)
• August 24 - September 15, 2023 (left hamstring strain)
• March 26 - June 3, 2024 (right hamstring strain)



Jack
DREYER

LHP | 86

@_jackdreyer

Bats: Left

Throws: Left

Height: 6-2

Weight: 215

Opening Day Age: 26

Born: February 27, 1999 in Salt Lake City, UT

Resides: Phoenix, AZ

Acquired: Signed as a minor league free agent on August 3, 2021

ML Service: 0.000

MLB Debut: NA



Career Highlights

- * Southpaw enters his fourth season in the Dodgers organization after having his contract selected in the 2024 offseason to the 40-man roster
- * Owns a 10-2 record in three seasons with a 2.18 ERA (30 ER/124.0 IP) in 100 appearances with 164 strikeouts against 53 walks while holding batters to a .191 average
- * Named a Baseball America Triple-A All-Star with Oklahoma City
- * Signed by the Dodgers to a minor league contract on August 3, 2021 out of the University of Iowa

Year-By-Year

2024

- Started the season with Double-A Tulsa before being assigned to Triple-A Oklahoma City on May 7
- In nine games with Double-A Tulsa, did not factor in any decisions while not giving up any earned runs, giving up only six hits and striking out 20 with a 0.61 WHIP
- With Triple-A Oklahoma City, went 5-2 with a 2.95 ERA (14 ER/42.2 IP) in 37 outings and four saves
- Recorded his first professional save on August 6 against Round Rock, tossing one inning and striking out one
- Named a Baseball America Triple-A All-Star with Oklahoma City

2023

- Spent the whole season with Advanced-A Great Lakes...went 5-0 with a 2.30 ERA (14 ER/54.2 IP) in 42 games
- Held batters to a .171/.308/.235 slashline with 79 strikeouts ...Picked up his first professional win on April 23 against South Bend, throwing one inning and giving up one hit

2022

- Played his first professional action in 12 games with Rookie-level ACL Dodgers... In 12 games, went 0-0 with a 1.50 ERA (2 ER/12.0 IP) with 13 strikeouts against three walks

Personal

Jacob Andrew Dreyer...son of former Major Leaguer Steve Dreyer...played three seasons of college baseball at University of Iowa where he went 8-3 with a 3.41 ERA in 20 games (10 starts)

Career Pitching Record																			
Year	Team	W-L	ERA	G	GS	CG	SHO	SV	IP	H	R	ER	HR	HB	BB	SO	WP	BK	AVG
2022	ACL Dodgers	0-0	1.50	12	0	0	0	0	12.0	8	2	2	2	0	3	13	0	0	.182
2023	Great Lakes	5-0	2.30	42	0	0	0	0	54.2	32	16	14	1	0	38	79	7	1	.171
2024	Tulsa	0-0	0.00	9	0	0	0	0	14.2	6	1	0	0	0	3	20	2	0	.122
	Oklahoma City	5-2	2.95	37	0	0	0	4	42.2	39	22	14	4	0	9	52	2	0	.236
Minor League- 3 years		10-2	2.18	100	0	0	0	4	124.0	85	41	30	7	0	53	164	11	1	.191

Career Transactions

Injured List

• August 3, 2021: Signed as a minor league free agent.

• No injuries at the Major League level..



Tommy
EDMAN

IF/OF | 25

@tommyedman

Bats: Switch **Throws:** Right

Height: 5-10 **Weight:** 193

Opening Day Age: 29

Born: May 9, 1995 in Pontiac, MI

Resides: San Diego, CA

Acquired: Three-team trade with the White Sox, Cardinals and Dodgers on July 29, 2024

ML Service: 5.114

MLB Debut: June 8, 2019



Gold Glove
(1: 2021)

Career Summary

* Speedy utility man enters his seventh MLB season slashing .263/.317/.408 with 126 doubles, 20 triples, 59 home runs, 242 RBI and 112 stolen bases with St. Louis (2019-2023) and Los Angeles-NL (2024)

* Named 2024 NLCS MVP after slashing .407/.393/.630 with a home run and 11 RBI...his 11 hits and 11 RBI are tied for the team's franchise record in a Postseason series

* Won the National League Gold Glove Award at second base in 2021 after leading all Major League second basemen in outs above average (13) and tying for second among NL second basemen in defensive runs saved (6)

* Finalist for the National League Golden Glove Award at utility in both 2022 and 2023...also a finalist for second base in 2022 when he led all Major League players in combined games appeared defensively (180) and MLB middle infielders in double plays turned (102)

* Became the only player in MLB history to appear in 27 or more games each at second base (51), shortstop (48) and centerfield (42) in a single season in 2023

* Set single-season career highs in homers (13), runs scored (95), RBI (57), stolen bases (32) and walks (46) in 2022

* In a career-high 159 games in 2021, slashed .262/.308/.387, tallying 41 doubles, three triples and 11 home runs for a career-best 168 hits...also recorded 56 RBI and 30 stolen bases

* Became one of 12 switch-hitters in MLB history with 10+ HR, 40+ doubles and 30+ stolen bases in 2021...the first since Jimmy Rollins and Brian Roberts in 2009

* Made his Major League debut for the Cardinals on June 8, 2019 as a pinch hitter...recorded his first ML hit on June 14 against the New York Mets...from June 8 through the end of the season, led St. Louis in hits (99), triples (7) and stolen bases (15)

* Drafted by the St. Louis Cardinals with the 196th overall pick in the sixth round of the 2016 First-Year Player Draft out of Stanford University

* Acquired by the Dodgers on July 29, 2024 in a three-team trade with the St. Louis Cardinals and Chicago White Sox after missing the first four months of the 2024 season due to right wrist surgery and ankle soreness

Year-By-Year

2024

- In 37 games with the Dodgers, slashed .237/.294/.427 with six home runs and 20 RBI
- Hit his first two home runs as a Dodger on Sept. 10 against CHC...in eight games from Sept. 10-18, hit .273 with six home runs, 10 RBI and a 1.193 OPS
- Named NLCS MVP after slashing .407/.393/.630 with a home run and 11 RBI...his 11 hits and 11 RBI are tied for the team's franchise record in a Postseason series
- Slashed .239/.368/.326 with 11 hits, including a double, eight runs and eight RBI in 14 games between

Double-A Springfield and Triple-A Oklahoma City on rehab assignments...missed the first half of 2024 recovering from right wrist surgery and ankle soreness

- Acquired by the Dodgers on July 29 in a three-team trade with the St. Louis Cardinals and Chicago White Sox

- Agreed to a five-year contract extension in the offseason

2023

- In 137 games for St. Louis, posted a .248/.307/.399 slashline with a .706 OPS and 25 doubles, four triples, 13 home runs, 47 RBI and 27 stolen bases

- Finalist for the National League Golden Glove Award at utility for the second consecutive season

- Became the only player in MLB history to appear in 27 or more games each at second base (51), shortstop (48) and centerfield (42) in a single season

- Surpassed 100 hits for the third straight season (one of seven switch-hitters to do so)

- Swiped 27 bags in 31 attempts...one of two ML players with 25+ steals in each of the last three seasons (21-23) (the other being Trea Turner)

- Missed 20 games (July 7-31) due to right wrist inflammation...was his first time on the ML injured list

- Hit .263/.312/.410 with a .722 OPS in the final 53 games after being activated from the IL

2022

- Appeared in 153 games for the Cardinals, slashing .265/.324/.400 with 31 doubles, four triples, 13 home runs and a career-high 57 RBI and 32 stolen bases

- Rawlings National League Gold Glove Award finalist at both second base and utility

- Set single-season career highs in homers (13), runs scored (95), RBI (57), stolen bases (32) and walks (46)

- Swiped 32 bags in 35 attempts for a 91.4% stolen base success rate...third-best in MLB and highest among players who attempted 23 steals or more

- Led all Major League players in combined games appeared defensively (180) and MLB middle infielders in double plays turned (102)

- Ranked third among MLB infielders in both outs above average (19) and runs prevented (15)

- Ranked second in MLB in two-out batting (.338, 53-for-157)...trailing only his teammate Paul Goldschmidt (.360, 76-for-211)

2021

- Slashed .262/.308/.387 across a career-high 159 games tallying 41 doubles, three triples and 11 home runs for a career-best 168 hits...also recorded 56 RBI and 30 stolen bases

- Recipient of the National League Gold Glove Award at second base...led all ML second baseman in outs above average (13) and was tied for second among NL second baseman in defensive runs saved (6)

- Ranked second among MLB switch-hitters in hits (168) and doubles (41)

- One of 12 switch-hitters in MLB history with 10+ HR, 40+ doubles and 30+ stolen bases...the first since Jimmy Rollins and Brian Roberts in 2009

- Totaled 24 infield hits...trailing only Trea Turner (28) in the NL

- Named National League Player of the Week for the Aug. 23-29 period...hit .462/.483/.808 (12-for-26) with seven runs, two homers, three doubles, 10 RBI, two SB and a 1.290 OPS in six games

2020

- Played 55 games for the Cardinals during the shortened 2020 season slashing .250/.317/.368 with seven doubles, one triple, five home runs and 26 RBI

- Ranked third among National League switch-hitters in RBI (26) and was tied for second in hits (51)

- Recorded an RBI in all four games of consecutive doubleheaders vs. MIN (9/8) and DET (9/10)

- Collected a season-high seven at-bats vs. CIN (9/1)...most by a Cardinal since Ray Lankford (8/5/1994) in a 9-inning game

- Entered the 2020 season tied for the longest active on-base streak in the National League with Eugenio Suárez (18 games) dating back to Sept. 10, 2019

2019

- Slashed .304/.350/.500 across 92 games in his rookie campaign with St. Louis recording 17 doubles, seven triples, 11 home runs, 36 RBI and 15 stolen bases

- Made his Major League debut in a pinch-hit appearance on June 8 at CHC...from June 8 through the end of the season, Edman led the Cardinals in hits (99), triples (7) and stolen bases (15)...was second in runs (59), doubles (17), extra base hits (35) and total bases (163)

- Led MLB with four triples in September...led the NL in total bases (68) and times on base (48) and tied the NL lead with 36 hits (Trea Turner)

- Had a career-high 10-game hitting streak (9/18-28) batting .476 (20-for-42) with two HR and six RBI

- Posted seven straight games with multiple hits (9/21-28)...tied for second-longest streak in MLB behind Ketel Marte (8) in 2019

- Hit his first grand slam at Cincinnati (7/18)...the Cardinals first grand slam of the season..first Cardinals slam by a rookie since Patrick Wisdom vs. the Dodgers (9/15/18)
- Batted .305 with seven home runs and nine stolen bases in 49 games for Triple-A Memphis...co-led Memphis in hits (60)...hit safely in 23 games with 16 multi-hit games
- Played duration of 2019 MLB Spring Training with St. Louis as non-roster invitee and slashed .333/.392/.511 in 22 games across second base, third base and shortstop

2018

- Played in a then career-high 126 games between Double-A Springfield and Triple-A Memphis...hit .301 with seven home runs, 41 RBI, 84 runs, 23 doubles, four triples and 30 stolen bases comvined
- Named to the Texas League All-Star North squad
- Led all Cardinals minor leagers with 156 hits and tied for the lead with 84 runs and 30 stolen bases
- Ranked fourth in the Texas League batting race with a .299 average over 109 games
- Hit safely in each of his first seve Pacific Coast League playoff games with five mutli-hit efforts...batted .469 with a home run, three doubles, six RBI and six runs scored
- Played in 11 games for Surprise in the Arizona Fall League batting .238 with three doubles, five RBI and five stolen bases

2017

- Played 66 games for Class-A State College slashing .286/.400/.427 with 14 doubles, five triples, four home runs and 33 RBI
- Drafted with the 196th overall pick in the sixth round of the 2016 First-Year Player Draft by the St. Louis Cardinals out of Stanford University
- As a junior at Stanford in 2016, Edman posted a .286/.729/.371 slashline with 61 hits and 24 RBI...selected to the All-Pac-12 First team, All-Pac-12 Defensive team and Academic All-Pac-12 First team...led team in runs (56), hits (61), triples (4) and stolen bases (8)

Personal

Thomas Hyunsu Edman...married wife Kristen in 2019 with whom he has son Eli...his father John was a four-year starting shortstop at Williams College and is the head baseball coach at La Jolla Country Day School (San Diego, CA)...his mother Maureen was born in South Korea and moved to the United States as a child...graduated from La Jolla Country Day School in 2013...played collegiate baseball at Stanford University for three years from 2014-16...named to the All-Pac-12 First Team, All-Pac-12 Defensive Team and Academic All-Pac-12 First Team his junior year in 2016...led the team in runs (35), hits (61), triples (4) and stolen bases (8)...had the highest GPA of any Stanford baseball player in the last 40 years...drafted by the St. Louis Cardinals with the 196th overall pick in the sixth round of the 2016 First-Year Player Draft...completed his degree during the fall semester of 2016 after being drafted..

Career Batting Record																				
Year	Team	AVG	G	AB	R	H	2B	3B	HR	RBI	SH	SF	HP	BB	SO	SB	CS	OBP	SLG	E
2016	State College	.286	66	225	61	73	14	5	4	33	0	4	3	48	29	19	3	.400	.427	7
2017	Peoria	.284	38	155	24	44	8	5	2	18	1	2	1	15	19	8	2	.347	.439	5
	Palm Beach	.257	18	70	18	25	2	1	1	11	2	1	2	7	18	0	1	.338	.357	6
	Springfield	.247	63	219	20	54	12	2	2	26	1	2	1	16	34	5	2	.298	.347	5
2018	Springfield	.299	109	452	71	135	23	3	6	36	4	4	3	35	76	27	5	.350	.403	16
	Memphis	.318	17	66	13	21	0	1	1	5	0	2	0	8	11	3	0	.382	.394	1
2019	Memphis	.305	49	197	39	60	12	4	7	29	2	2	2	25	33	9	0	.356	.513	1
	ST. LOUIS	.304	92	326	59	99	17	7	11	36	0	0	7	16	61	15	1	.350	.500	5
2020	ST. LOUIS	.250	55	204	29	51	7	1	5	26	0	2	5	16	48	2	4	.317	.368	7
2021	ST. LOUIS	.262	159	641	91	168	41	3	11	56	2	4	6	38	95	30	5	.308	.387	7
2022	ST. LOUIS	.265	153	577	95	153	31	4	13	57	1	1	5	46	111	32	3	.324	.400	6
2023	Memphis	.250	2	8	2	2	0	0	0	1	0	0	0	0	3	0	0	.250	.250	1
	ST. LOUIS	.248	137	479	69	119	25	4	13	47	3	4	7	35	84	27	4	.307	.399	8
2024	Springfield	.207	8	29	3	6	1	0	0	4	0	1	0	4	9	0	0	.294	.241	0
	Oklahoma City	.294	6	17	5	5	0	0	1	4	0	0	0	6	2	1	0	.478	.471	1
	LOS ANGELES	.237	37	139	20	33	5	1	6	20	0	2	1	11	30	6	0	.294	.417	4
Major League- 11 years		.263	633	2366	363	623	126	20	59	242	6	13	31	162	429	112	17	.317	.408	33
Dodger Totals - 1 year		.237	37	139	20	33	5	1	6	20	0	2	1	11	30	6	0	.294	.417	4
Minor League-6 years		.285	376	1468	245	418	72	21	24	167	10	18	12	154	234	72	13	.354	.411	43

Career Postseason Batting Record																			
Year	Team	AVG	G	AB	R	H	2B	3B	HR	RBI	SH	SF	HBP	BB	SO	SB	CS	OBP	SLG
2019	NLDS: STL vs ATL	.316	5	19	3	6	3	1	0	2	0	0	0	2	2	0	0	.381	.579
	NLCS: STL vs WSH	.000	4	14	0	0	0	0	0	1	0	0	0	1	5	0	0	.067	.000
2020	NLWC: STL vs SD	.214	3	14	2	3	0	0	0	0	0	0	0	0	3	0	0	.214	.214
2021	NLWC: STL vs LAD	.600	1	5	1	3	0	0	0	0	0	0	0	0	1	2	0	.600	.600
2022	NLWC: STL vs PHI	.167	2	6	0	1	0	0	0	0	0	0	0	1	1	0	0	.286	.167
2024	NLDS: LAD vs SD	.235	5	17	1	4	0	0	0	1	1	0	0	0	2	2	0	.235	.235
	NLCS: LAD vs NYM	.407	6	27	5	11	3	0	1	11	1	1	0	0	4	1	0	.393	.630
	WS: LAD vs NYY	.294	5	17	6	5	2	0	1	1	0	0	0	3	4	2	0	.400	.588
Postseason Totals		.277	31	119	18	33	8	1	2	16	2	1	0	7	22	7	0	.315	.412
LWC Totals		.280	6	25	3	7	0	0	0	0	0	0	0	1	5	2	0	.308	.280
LDS Totals		.278	10	36	4	10	3	1	0	3	1	0	0	2	4	2	0	.316	.417
LCS Totals		.268	10	41	5	11	3	0	1	12	1	1	0	1	9	1	0	.279	.415
WS Totals		.294	5	17	6	5	2	0	1	1	0	0	0	3	4	2	0	.400	.588

Career Single-Game Bests

Most Hits:	4, 3x, last, May 15, 2023 vs. MIL	Most Stolen Bases:	3, August 30, 2023 vs. SD
Most RBI:	5, April 19, 2023 vs. AZ	Most Walks:	3, 2x, last, June 18, 2023 vs. SD
Most Home Runs:	2, 5x, last, September 11, 2024 vs. CHC	Longest Hitting Streak:	14 games, August 28 - September 13, 2022
Most Runs Scored:	4, May 15, 2023 vs. MIL	Grand Slams:	2, last, June 14, 2023 vs. SF (DeSclafani)

Career Fielding Record							
Position	PCT	G	PO	A	E	TC	DP
Second Base	.989	307	251	725	13	1199	172
Third Base	.961	94	59	123	7	181	13
Shortstop	.984	145	135	388	9	579	89
Left Field	1.000	9	6	0	0	12	0
Center Field	.994	68	51	123	7	181	13
Right Field	.963	76	65	2	4	108	0

Career Transactions

- June 10, 2016: Drafted by the St. Louis Cardinals in the 6th round of the 2016 amateur draft. Player signed June 15, 2016.
- July 29, 2024: Traded as part of a 3-team trade by the St. Louis Cardinals with Oliver Gonzalez (minors) to the Los Angeles Dodgers. The Chicago White Sox sent Erick Fedde, Tommy Pham and cash to the St. Louis Cardinals. The Chicago White Sox sent Michael Kopech to the Los Angeles Dodgers. The Los Angeles Dodgers sent Alexander Albertus (minors), Jeral Perez (minors), Miguel Vargas and future considerations to the Chicago White Sox.

Injured List

- July 7 - 29, 2023 (right wrist inflammation)
- March 27 - August 19, 2024 (right wrist sprain)



Hunter
FEDUCCIA

C | 67

@feduccia_7

Bats: Left **Throws:** Right

Height: 6-2 **Weight:** 215

Opening Day Age: 27

Born: June 5, 1997 in Lake Charles, LA

Resides: Austin, TX

Acquired: Drafted in the 12th round of the 2018 First-Year Player Draft out of LSU

ML Service: 0.029

MLB Debut: July 31, 2024



Career Highlights

- * Backstop enters his fourth big league camp and second as a member of the Dodgers 40-man roster after spending the 2023 season with Triple-A Oklahoma City and the Los Angeles Dodgers
- * In five minor league seasons, owns a .267 batting average with 88 doubles, 46 home runs and 256 RBI in 447 games...has drawn 260 walks in 1831 plate appearances for a .372 on-base percentage
- * Made his Major League debut on July 31, 2024 against San Diego, coming in as a pinch-hitter
- * Owns a career .994 fielding percentage at catcher, committing 21 errors over 3,811 total chances in 3,384.2 innings in 394 games (380 starts)
- * Named Pacific Coast League Player of the Week for the week of April 17-23, 2023 after smashing a .556 (10-for-18) average with three doubles, two homers, five runs and 13 RBI, including three games with four RBI April 18-20
- * Clubbed two homers against the Triple-A Tacoma Rainiers in his first career multi-homer game on July 12, 2022
- * In his first professional season in 2018, combined to .287 average with a .392 OBP in 34 games with Rookie-advanced Ogden and Single-A Great Lakes
- * Selected by Los Angeles in the 12th round of the 2018 First-Year Player draft out of Louisiana State University

Year-By-Year

2024

- Backstop saw his first Major League action in five games with the Dodgers, totaling four hits, two runs, one RBI and two walks in 12 at-bats
- Made his Major League debut on July 31 against San Diego, coming in as a pinch-hitter
- Played 82 games with Triple-A Oklahoma City, slashing .284/.409/.428 with 50 RBI
- Had his best offensive month in May with Triple-A Oklahoma City, hitting .308 (20-for-65) with a home run and 13 RBI in 17 games
- Launched a six-RBI game on May 9 with Triple-A Oklahoma City, going 4-for-7 with two runs, a triple and a home run
- In Triple-A, hit .306 (71-for-232) against righties compared to .215 (14-for-65) against lefties...hit .329 (28-for-85) with runners in scoring position

2023

- Spent the entirety of the season with Triple-A Oklahoma City (90 G) while slashing .279/.387/.451 with a .838 OPS and 18 doubles, two triples, 11 home runs and 57 RBI
- Set career-highs in multiple categories, including games (90), at-bats (319), runs (61), hits (89), total bases (144), RBI (57) and walks (58)...and tied his career-high in triples (2)
- Appeared in 86 games (82 starts) for a .994 fielding percentage, only committing five errors in 837 total chances over 741.1 innings...threw out 21 runners
- Named Pacific Coast League Player of the Week for the week of April 17-23 after smashing a .555 (10-for-18) average with three doubles, two homers, five runs and 13 RBI, including three games with four RBI April 18-20

Had his best month in April, slashing .362/.516/.638 with a 1.154 OPS in 15 games with three home runs and 18 RBI...hit .293 (67-for-229) off righties compared to .244 (22-for-90) off lefties...boasted a 15.3-percent walk rate and 20.8-percent strikeout rate...had a five-hit game on April 18 against Albuquerque, finishing the day 5-for-5 with two runs, one double, one home run and five RBI

2022

- Season was divided between the Triple-A Oklahoma City Dodgers and Double-A Tulsa Drillers...assigned to Triple-A on June 29, 2022

- Batted a combined .238 with 46 runs, 20 doubles, one triple, and 51 RBI overall...produced a 1.000 fielding percentage with no errors in 67 games (66 starts) as a catcher
- Summed up his first Triple-A stint, slugging .473 and hit .240 (36-for-150) with 14 doubles, seven homers, and 25 RBI
- With Double-A Tulsa, put up an .236 average (34-for-144), 26 RBI, eight longballs, and seven extra-base hits...struck out 38 times against 24 walks

Presented a threat to right-handed pitchers as he hit seven homers off them...had two five-RBI games with Triple-A Oklahoma City on July 22 vs. Triple-A Sacramento River Cats and on Aug. 20 vs. Sugar Land Space Cowboys...totaled 12 multi-RBI games this season...cranked out two dingers against the Triple-A Tacoma Rainiers in his first career multi-homer game on July 12

2021

- Played all of the 2021 season with Double-A Tulsa, appearing in 86 games while slashing .254/343/398 with nine doubles, one triple, ten home runs, and 45 RBI with 39 walks against 62 strikeouts
- Caught a career-high 70 games, starting 64 of those contests...produced a .999 fielding percentage, committing just one error in 676 total chances
- Recorded 39 assists, a career-high, and helped in three double plays on the year...caught 22 of 52 base stealers
- Batted well at home, averaging .286 (40-for-140) with four doubles, four home runs, and 23 RBI...batted three points higher at .289 in the month of September, going 13-for-45 with three doubles and seven RBI
- Was invited to his first professional spring training as a non-roster invitee

2020

- Did not participate in the 2020 season after the minor league season was canceled

2019

- Split the season between Advanced-A Rancho Cucamonga and Single-A Great Lakes, batting .275 with five homers and 43 RBI

Personal

Hunter Feduccia...played one season at Louisiana State University after transferring from Division II LSU-Eunice, where he was the school's defensive player of the year in 2016-17...voted as the No. 4 pro prospect in the 2017 Northwoods League by Baseball America after batting .348 with seven homers and 41 RBI in 46 games with the Rockford (Ill.) Rivets...won three state championships at Barbe High School in Lake Charles, LA...selected by Los Angeles in the 12th round of the 2018 First-Year Player draft out of Louisiana State University.

Career Batting Record																							
Year	Team	AVG	G	AB	R	H	2B	3B	HR	RBI	SH	SF	HBP	BB	SO	SB	CS	OBP	SLG	E			
2018	Ogden	.250	3	8	2	2	0	0	0	1	0	0	1	3	1	0	0	.500	.250	1			
	Great Lakes	.290	31	100	6	29	6	0	0	9	1	2	1	15	31	1	0	.381	.350	5			
2019	Great Lakes	.288	50	184	34	53	17	1	4	31	0	3	0	36	42	1	0	.399	.457	1			
	Rancho Cucamonga	.239	22	71	8	17	1	1	0	12	2	0	0	9	19	1	2	.325	.282	5			
2021	Tulsa	.254	86	284	44	72	9	1	10	45	0	3	1	39	62	0	0	.343	.398	1			
2022	Tulsa	.236	43	144	21	34	6	1	8	26	0	2	0	24	38	0	0	.341	.458	0			
	Oklahoma City	.240	40	150	25	36	14	0	7	25	0	0	1	17	45	0	0	.321	.473	0			
2023	Oklahoma City	.279	90	319	61	89	18	2	11	57	0	3	0	58	79	0	0	.387	.451	5			
2024	Oklahoma City	.284	82	285	41	81	17	3	6	50	0	3	3	59	72	2	1	.409	.428	3			
	LOS ANGELES	.333	5	12	2	4	0	0	0	1	0	0	0	2	2	0	0	.429	.333	0			
Minor League - 5 years		.267	447	1545	242	413	88	9	46	256	3	16	7	260	389	5	3	.372	.425	21			
Major League - 1 year		.333	5	12	2	4	0	0	0	1	0	0	0	2	2	0	0	.429	.333	0			

Career Single-Game Bests			
Most Hits:	2, September 17, 2024 at MIA	Most Stolen Bases:	---
Most RBI:	1, September 1, 2024 vs. COL	Most Walks:	1, 2x, last, September 19, 2024 at MIA
Most Home Runs:	---	Longest Hitting Streak:	2, August 25 - September 17, 2024
Most Runs Scored:	1, 2x, last, September 19, 2024 at MIA	Grand Slams:	---

Career Fielding Record							
Position	PCT	G	PO	A	E	TC	DP
Catcher	1.000	4	32	2	0	0	0

Career Transactions

- June 8, 2018: Selected in the 12th round of the 2018 First-Year Player Draft out of Louisiana State University

Injured List

- Has not been on the injured list in the Major Leagues



Nick
FRASSO

RHP | 79

@n_frasso

Bats: Right **Throws:** Right

Height: 6-5 **Weight:** 200

Opening Day Age: 26

Born: October 18, 1998 in Torrance, CA

Resides: Torrance, CA

Acquired: Acquired by the Dodgers on August 2, 2022 in a trade from the Toronto Blue Jays



Career Highlights

- * Southern California native enters his fourth professional season and third with the Dodgers after missing all the 2024 season recovering from shoulder surgery
- * Owns a 4-6 record with a 2.96 ERA (50 ER/152.0 IP) in 44 games (43 starts)...has struck out 191 batters against 50 walks while holding them to a .217 average
- * Notched his first professional win on April 25, 2023 with Tulsa against Arkansas, spinning five innings and giving up three hits and one run
- * Garnered his first professional strikeout in his first professional start with Single-A Dunedin on May 20, 2021, getting Juan Aparicio looking on the 10th pitch of the at-bat
- * Named the Texas League Pitcher of the Month for April 2023, went 1-1 with a 1.23 ERA (3 ER/22.0 IP) in five games and Pacific Coast League Player of the Week on August 27, 2023 after firing six scoreless innings in his August 27 start against Albuquerque, only giving up two hits and one walk while striking out four
- * Named the Northwest League Pitcher of the Week on July 10, 2022 after spinning four shutout innings, giving up only one walk and striking out ten in his start on July 4 at Everett
- * Acquired by the Dodgers on August 2, 2022 in a trade from the Toronto Blue Jays
- * Drafted in the fourth round of the 2020 MLB Draft by the Toronto Blue Jays

Year-By-Year

2024

- Missed the entirety of the 2024 season after having shoulder surgery in November 2023 to repair a torn labrum
- 2023
- Began the season with Double-A Tulsa (21 G) before being promoted to Triple-A Oklahoma City on August 27
 - With Double-A Tulsa, spun a 3-4 record with a 3.91 ERA (32 ER/73.2 IP), striking out 94 batters against 24 walks with a 1.25 WHIP
 - In four games with Triple-A Oklahoma City, went 1-2 with a 3.26 ERA (7 ER/19.1 IP) while holding batters to a .257 average
 - Notched his first professional win on April 25 with Tulsa against Arkansas, spinning five innings and giving up three hits and one run
 - Named the Texas League Pitcher of the Month for April, firing a 1-1 record with a 1.23 ERA (3 ER/22.0 IP) in five games and Pacific Coast League Player of the Week on August 27 after firing six scoreless innings in his August 27 start against Albuquerque, only giving up two hits and one walk while striking out four
- Tossed a 3-1 record on the road with Double-A Tulsa with a 2.84 ERA (14 ER/44.1 IP) compared to a 0-3 ERA with a 5.52 ERA (18 ER/29.1 IP) at home...had his best month of wins in August with Double-A Tulsa, going 2-0 with a 2.50 ERA (5 ER/18.0 IP) in four games

2022

- Split the season between four squads, beginning with Single-A Dunedin (7 GS) and Advanced-A Vancouver (3 GS) before being traded to the Dodgers organization on August 2...spent the rest of the season with Advanced-A Great

Lakes (2 GS) and Double-A Tulsa (4 GS)

- With Single-A Dunedin, fired a 0-0 record with a 0.70 ERA (2 ER/27.2 IP) in seven games, striking out 42 batters against only eight walks
- In three games with Advanced-A Vancouver, tossed a 0-0 record with a 0.82 ERA (1 ER/11.0 IP) while holding batters to a .081 batting average
- First appeared with Advanced-A Great Lakes after being traded to the Dodgers, going 0-0 with a 1.59 ERA (1 ER/5.2 IP) in two starts with a 0.88 WHIP
- Pitched in four games with Double-A Tulsa, went 0-0 with a 5.40 ERA (7 ER/11.2 IP)
- Named the Northwest League Pitcher of the Week on July 10 after spinning four shutout innings, giving up only one walk and striking out ten in his start on July 4 at Everett

2021

- Appeared in three games (two starts) for Single-A Dunedin, going 0-0 with a 0.00 ERA (0 ER/5.0 IP) with eight strikeouts against two walks
- Garnered his first professional strikeout in his first professional start on May 20, getting Juan Aparicio looking on the 10th pitch of the at-bat

Personal

Nicholas Paul Frasso...born on October 18, 1998 in Torrance, California...parents Sandra and Vincent...attended Loyola Marymount University for three years...drafted by the Toronto Blue Jays in the fourth round of the 2020 MLB draft

Career Pitching Record																			
Year	Team	W-L	ERA	G	GS	CG	SHO	SV	IP	H	R	ER	HR	HB	BB	SO	WP	BK	AVG
2021	Dunedin	0-0	0.00	3	2	0	0	0	5.0	3	1	0	0	0	2	8	1	0	.158
2022	Dunedin	0-0	0.70	7	7	0	0	0	25.2	13	2	2	0	1	8	42	1	0	.146
	Vancouver	0-0	0.82	3	3	0	0	0	11.0	3	2	1	1	0	2	15	0	0	.081
	Great Lakes	0-0	1.59	2	2	0	0	0	5.2	5	1	1	0	0	0	9	0	0	.238
	Tulsa	0-0	5.40	4	4	0	0	0	11.2	12	7	7	1	0	7	10	2	0	.261
2023	Tulsa	3-4	3.91	21	21	0	0	0	73.2	68	34	32	4	7	24	94	1	0	.242
	Oklahoma City	1-2	3.26	4	4	0	0	0	19.1	19	9	7	0	3	7	13	2	0	.257
2024	-	-	-	-	-	-	-	-	-Injured--	-	-	-	-	-	-	-	-	-	-
Minor League - 3 years		4-6	2.96	44	43	0	0	0	152.0	123	56	50	6	11	50	191	7	0	.217

Career Transactions

- July 15, 2020: Drafted by the Toronto Blue Jays in the fourth round of the 2020 First Year Player Draft out of Loyola Marymount University.
- August 2, 2022: Traded to the Los Angeles Dodgers along with LHP Moises Brito in exchange for RHP Mitchell White and IF Alex De Jesus

Injured List

- No Injuries at the Major League level



Freddie FREEMAN

IF | 5

@freddiefreeman

Bats: Left **Throws:** Right

Height: 6-5 **Weight:** 220

Opening Day Age: 35

Born: September 12, 1989 in Villa Park, CA

Resides: Orange, CA

Acquired: Signed as a free agent on March 18, 2022

ML Service: 14.033

MLB Debut: April 30, 2019



All-Star
(8: 2013-14, 2018-2024)



MVP
(2020)



Silver Slugger
(3: 2019-21)



Gold Glove
(1: 2018)

Career Highlights

- * Southern California native enters his fourth season in Dodger Blue after spending his first 12 years in Atlanta
- * Owns a career .300/.387/.512/.899 slashline across 2032 games in 15 seasons with the Braves (2010-21) and Dodgers (2022-24), totaling 1298 runs, 508 doubles, 31 triples, and 343 home runs for 1232 RBI...has stolen 98 bases
- * Blasted the first walk-off grand slam in World Series history, lifting the Dodgers from a 3-2 deficit in the bottom of the 10th inning of Game 1 in 2024
- * Named 2024 World Series MVP after slashing .300/.364/1.000 in five games with a triple, four home runs and 12 RBI...his 12 RBI tied the World Series record (Bobby Richardson, 1960-NYY) while he also became the second person to hit a home run in the first four games of the World Series (George Springer, 2017-HOU)
- * Named the 2020 National League MVP after slashing .341/.462/.640 with a 1.102 OPS across 60 games in the shortened season...scored 51 runs and totaled 37 extra-base hits (23 doubles, one triple, 13 home runs) for 53 RBI and received 28 of 30 first-place votes
- * Has racked up the accolades across his 13 Major League seasons with Atlanta and Los Angeles: 7x All-Star (2013-14, 2018-19, 2021-23), National League MVP (2020), 3x Silver Slugger (2019-21), Gold Glove (2018), 3x National League Player of the Month (Sept. 2016, Sept. 2020, Sept. 2022, May 2023), All-MLB First Team (2020), 3x All-MLB Second Team (2019, 2021, 2022), MLB Players Choice NL Outstanding Player (2020), National League Hank Aaron award winner (2020), Baseball America MLB Player of the Year (2020), and 2x Wilson Defensive Player of the Year (2018-19)
- * Named the 2022 Roy Campanella Award winner, which is given to the Dodger player who best exemplifies the spirit and leadership of the late Hall of Fame catcher
- * Collected his 1,000th hit as a Brave on July 6, 2017 at Washington in his 949th career game...became the eighth quickest Braves player in modern-era franchise history to get their 1,000 career hits all in a Braves uniform...clubbed his 1,000th career RBI on July 16 at Los Angeles-AL
- * Hit his first career grand slam in the fourth inning of Game 2 of a doubleheader on Sept. 4, 2020 off the Nationals' Tanner Rainey...hit his second career grand slam two days later, on Sept. 6, also against Washington...he is just the second player in Atlanta franchise history (since 1966) to hit two grand slams in a single series, and the first to do so in separate games...pitcher Tony Cloninger hit slams in both the first and fourth innings on July 3, 1966 at San Francisco
- * Has played all 162 games in a single season twice in his career (2016, 2014) while with the Braves...only Dale Murphy (4) and Jeff Francoeur (2) have had multiple seasons at 162 games in the Braves organization
- * Has hit for the cycle twice: Aug. 8, 2021 at MIA and again on June 15, 2016 vs. CIN...became the first Braves player in the modern era (since 1900) to hit two cycles in his career
- * Has clocked 1859 games at first base in the Majors, producing a .996 fielding percentage, committing just 69 errors in 15,879 total chances across 16,057.1 innings...has also played 16 games at third base for a .971 fielding percentage
- * Made his Major League debut with the Braves on Sept. 1, 2010 against the Mets, going 0-for-3 in his first contest...later collected his first Major League hit on Sept. 5 against the Marlins, going 1-for-2 on the night and smashed his first big league home run on Sept. 21 at Philadelphia off Hall-of-Fame pitcher Roy Halladay
- * Originally selected in the second round in the 2007 First-Year Player Draft by the Atlanta Braves

Year-By-Year

2024

- Finished his third season with the Dodgers, slashing .282/.378/.476 in 147 games with 35 doubles, 22 home runs and 89 RBI
- Named to his third consecutive All-Star game after slashing .291/.385/.492 in 97 games before the break with 14 home runs and 61 RBI
- Had a multi-homer game on Sept. 2 at ARI, going 2-for-3 with two runs, five RBI and one walk
- Hit his 500th career double on Aug. 6 against PHI, becoming the 65th Major Leaguer to do so...reached 35 doubles in a season for the seventh time in his career Sept. 26 vs. SD
- Owned a 19-game on-base streak (April 20-May 12)...slashed .347/.443/.611/1.054 during the streak with three home runs and 15 RBI
- Blasted the first walk-off grand slam in World Series history, lifting the Dodgers from a 3-2 deficit in the bottom of the 10th inning of Game 1
- Named World Series MVP after slashing .300/.364/1.000 in five games with a triple, four home runs and 12 RBI...his 12 RBI tied the World Series record (Bobby Richardson, 1960-NYY) while he also became the second person to hit a home run in the first four games of the World Series (George Springer, 2017-HOU)

2023

- Had an explosive year at the plate, slashing .331/.410/.567 with a .977 OPS in 161 games, leading to be named to the First-Team All MLB Team for the second time in his career (also 2020 with ATL)
- Garnered career highs in multiple categories: at-bats (637), hits (211), runs (131), total bases (361), doubles (59), stolen bases (23)...also had career-highs in a non-COVID season in batting average (.331) and on-base percentage (.410)
- Led the Majors in doubles (59) and extra base hits (90), and finished second in hits (211), second in runs scored (131) and third in batting average (.331)
- Had his first 200 hit season...last Dodger with 200 hits in a season was Adrián Beltré (2004) and last Dodger first baseman was Steve Garvey (1980)
- Became the first first baseman in AL/NL history with 200 hits, 20 homers and 20 steals in one season
- He is also the third player of all time with at least 200 hits, 50 doubles, 25 home runs and 20 stolen bases (Alfonso Soriano, 2002 and Chuck Klein, 1932)
- Notched a .999 fielding percentage at first base, committing only one error in 1,260 total chances across 1378.1 innings across 161 starts
- Named NL Player of the Month in May after slashing .400/.462/.722 with 6 HR and 26 RBI in 28 games. He recorded 46 hits, and 17 of them were doubles...also set Dodger records in extra-base hits (24) and doubles (17)
- * Smashed his 300th home run, a grand slam, on May 8, 2023 in St. Louis off of LHP Genesis Cabrera...became the fifth player to do so in a Dodger uniform (Duke Snider (1957), Gil Hodges (1958), Gary Sheffield (2001), Adrian Gonzalez (2016))...also launched his 2,000th career hit on June 25 off of HOU's RHP Rafael Montero, an RBI double...became the 98th player to reach both feats in their career
- Set the Dodgers single-season franchise record in doubles with 53, breaking Johnny Frederick's record from 1929 (52)
- Selected to his 7th NL All-Star Team this year after slashing .320/.396/.556 with 17 home runs and 61 RBI in 89 games

- Finished third in National League Most Valuable Player voting, receiving 17 third place votes and 13 fourth places votes, finishing behind teammate Mookie Betts and the unanimous winner Ronald Acuña Jr. Smashed 10-for-18 (.556) with the bases loaded this season...named NL Player of the Week on Aug. 6 after slashing .500/.536/.923 with 2 HR and 7 RBI...slashed .351/.445/.617 on the road compared to .312/.373/.517 at Dodger Stadium...had two multi-homer games, launching two home runs each on April 17 against NYM and July 22 at TEX...his 211 hits were most by a Dodger since 1962 (Tommy Davis)...belted 24 multi-extra base hit games...stroked a 20 game hitting streak from May 10-31, going .457 (37-for-81) with 11 doubles, one triple, five homers and 21 RBI

2022

- Was a dominant offensive threat during his first season in Dodger Blue, slashing .325/.407/.511/.918 for 117 runs, 47 doubles, two triples, 21 home runs, and 100 RBI...was named to his third All-MLB Second team and second in a row for his efforts
- Led the National League in multiple offensive categories, including doubles (1st, 47), hits (1st, 199), plate appearances (1st, 708), at-bats (6th, 612), and games played (7th, 159)...also led the Dodger offense in games (2nd, 159), at-bats (2nd), runs (T-1st, 117), hits (1st), doubles (1st), home runs (T-3rd, 21), RBI (1st, 100), and walks (2nd, 84)
- Collected triple-digit RBI (100) for the first time since the 2019 season...also swiped a career-best 13 bases in 16 tries, first double-digit steal count since 2018 and tied Jackie Robinson (1950) for the most doubles (18) through the team's first 44 games
- Slugged his first hit in Dodger Blue in his first game with the team on Opening Day on April 8 at Colorado with an infield single in the sixth inning

- Led the Majors with 57 multi-hit games, finishing with one more than Bo Bichette...recorded 20 games with 3+ hits, most in baseball
 - Named the National League Player of the Month in Sept. after slashing .337/.473/.512/.985 in 25 games for three doubles, four homers, and 16 RBI...third time in his career he was named NL Player of the Month, all in Sept. (2016, 2020)
 - Became the Dodgers' everyday first baseman, tabbing 159 games at the position...committed just five errors and added 91 assists in 1377.2 innings of work for a .996 fielding percentage
 - Awarded NL Player of the Week on three separate occasions: week of June 26, week of July 17, and week of Sept. 11
 - Named the 2022 Roy Campanella Award winner, which is given to the Dodger player who best exemplifies the spirit and leadership of the late Hall of Fame catcher
 - Produced a .391/.503/.576 slash line with RISP...led the Majors in average with RISP and also led all of baseball with a career high 47 doubles
- Clubbed his 1,000th career RBI on July 16 at Los Angeles-AL...collected three straight games of three or more hits from July 10-13...(went 11-for-13)...drove in a season high 10 runs in a series with the Reds June 22 – 24...hit three doubles in two separate games: May 7 at CHC and May 17 vs. ARI and collected five RBI in two games: May 26 at ARI and June 21 at CIN...in four NLDS Postseason matchups, slashed .357/.500/.786 with three doubles, one home run and three RBI...was even-keeled at Dodger Stadium and opposing fields, slashing .394/.469/.863 and .418/.550/.968 respectively

2021

- Amassed a .300/.393/.503 clip over 159 games for 25 doubles, two triples, 31 home runs, and 83 RBI to help lead the Braves to a World Series win...struck out 107 times and walked 85 times and scored a career-high 120 runs, besting his total of 113 from the 2019 season
- Was one of five Braves this century to tally at least 119 runs, joining Rafael Furcal (2003, 130 R), Ronald Acuña Jr. (2019, 127 R), Gary Sheffield (2003, 126 R) and Andruw Jones (2000, 122 R)
- Hit for the cycle Aug. 18 at MIA...Became the first Braves player in the modern era (since 1900) to hit for two cycles in his career
- Started at first base for the N.L. in the All-Star Game, his fifth time being named to the team...was the first Braves infielder to win three consecutive fan-elected starts
- Ranked among the National League top players in multiple categories: runs (120, 1st), hits (180, 2nd), walks (85, 3rd), OBP (.393 3rd), TB (302 6th)...finished 2nd in the NL with 53 multi-hit games (Trea Turner, LAD, 58 games)
- Across 16 Postseason games, the lefty slashed .304/.420/.625 with a 1.045 OPS, collecting three doubles, five home runs, and 11 RBI to lead Atlanta to a World Series win...his numbers were the best postseason marks of his career
- Was named a NL Silver Slugger for the third straight season and was also named to the All-MLB Second team, his second time earning the distinction (2019)
- Registered a .998 fielding percentage, committing just three errors on the year across his 159 games at first base...also had a 12-game hit streak from Sept. 9 to 22, going 22-for-52 for a .423 average with five doubles, three home runs, and nine RBI during that span

Collected four hits across four games: 4/28 vs. CHC, 6/23 at NYM, 7/16 vs. TB, 8/18 at MIA... hit well both at home and on the road, tallying a .304/.392/.491 clip at home and a .296/.393/.525 clip on the road... had his best month in July, going 36-for-97 for a .371 average and .588 slugging percentage, amassing six homers and 15 RBI in 27 games...hit .330 (35-for-106) across 27 Sept./Oct. games with 12 extra-base hits (3 HR), 11 RBI, 23 runs and 11 walks...loved hitting right-handed pitching, slashing .317/.416/.534 with 24 home runs and 63 RBI, as opposed to a .257/.333/.427 slashline with seven homers and 20 RBI against left-handed pitching...smacked the go-ahead, third-inning home run off Framber Valdez in Game 5 of the World Series – his eighth career postseason homer...six of his eight playoff homers have given Atlanta the lead and he passed Chipper Jones for most go-ahead postseason home runs in Braves history...walked four times in NLCS Game 6...He's one of 17 players in history with a four-walk game in the playoffs and first since David Ortiz (BOS) in G6 of the 2013 World Series...in Game 3 of the NLCS, went 3-for-4 with a run and a walk

2020

- Had a star-studded season en route to becoming the National League MVP, garnering a .341/.462/.640 slashline with a 1.102 OPS with 51 runs, 73 hits, 23 doubles, 13 home runs, and 53 RBI
- Became the seventh Braves player to win the National League MVP, receiving 28 of 30 first-place votes, finishing with 410 points, 142 more points than second place...became the first baseman to win the distinction since the Reds' Joey Votto did so in 2010 and the fourth first baseman overall (also: Albert Pujols: 2005, 2008-09, and Ryan Howard 2006)
- Ranked among the league best in multiple categories: doubles (1st, 23), runs (1st, 51), extra-base hit (1st, 37), batting average (2nd, .341), on-base percentage (2nd, .462), slugging percentage (2nd, .640), OPS (2nd, 1.102), RBI (2nd, 53), total bases (2nd, 137) hits (3rd, 73), and walks (3rd, 45)
- With his 23 doubles, he passed Andruw Jones (330) and Eddie Mathews (338) on Atlanta's franchise all-time list...since Freeman started in the League in 2010, his 342 doubles are third most in baseball (only

Robinson Cano (372) and Nick Markakis (353) have more

- Finished in the top four of the Majors in runs (51), hits (73), doubles (23), RBI (53), and walks (45)...since RBI became an official stat in 1920, the only other player to finish in the top four in the Majors in each of those categories was the Yankees' Lou Gehrig in 1927

- Tallied 33-straight games on base, the longest in the Majors in 2020 and second longest of his career (46 games, Aug. 6 – Sept. 28, 2016)...within the streak, had a 18-game hitting streak, the longest in the National League at the end of play

- Hit his first career grand slam in the fourth inning of Game 2 of a doubleheader on 9/4 off the Nationals' Tanner Rainey...hit his second career grand slam two days later, on 9/6, also against Washington... He is just the second player in Atlanta franchise history (since 1966) to hit two grand slams in a single series, and the first to do so in separate games...Pitcher Tony Cloninger hit slams in both the first and fourth innings on 7/3/66 at San Francisco

- Across 12 Postseason games, batted .279/.415/.488 (12-for-43) with three doubles, two home runs, seven RBI and nine runs scored...had the game-winning RBI in three of Atlanta's eight postseason wins, including two in the NLCS against Los Angeles

- Since his first full season in 2011, his 111 game-winning RBI between the regular season and postseason are tied for second most in baseball...Albert Pujols has 129 such RBI in that time, while the Cubs' Anthony Rizzo also has 111

Named the NL Player of the Month during September after hitting .375/.496/.750 (36-for-96) in 26 games with a Majors-most 12 doubles and 20 extra-base hits...batted .390/.512/.690 (39-for-100) with 18 extra-base hits and 25 RBI in 26 regular-season games, all starts, from the No. 2 spot in the lineup...hit .462 (18-for-39) with three doubles, one triple, and five home runs when putting the first pitch of an at-bat in play...batted .423/.583/.885 (22-for-52) with runners in scoring position, placing either first or second in the Majors in each of those categories...Freeman owns four of the Braves' eight longest hitting streaks since his first full season in 2011...his six games reaching at least four times were tied for the majors lead with San Francisco's Brandon Belt, New York-AL's DJ LeMahieu and Washington's Juan Soto...Batted .423/.583/.885 (22-for-52) with runners in scoring position, placing either first or second in the majors in each of those categories...hit a walk-off home run on 9/25 vs. Boston in the 11th inning, his 11th career walk-off, including his fifth game-ending homer...in Atlanta's record-setting 29-run outburst on 9/9 against Miami, he drove in a single-game career-best six runs...he went 3-for-6, falling a triple shy of the cycle

2019

- In his tenth Major League season, the California native batted .295 (176-for-597) with career-bests in home runs (38), RBI (121), and runs scored (113)

- Put out a .996 fielding percentage after 158 games (157 GS) at first base

- Was voted an All-Star and made the start in the Midsummer Classic, earning a walk and going 0-for-1 at the plate

- Ranked third in the Majors with 121 RBI, the most for a Braves player since Andruw Jones drove in 129 in 2006

- Began the season with a 27-game on-base streak, tying J.D. Drew (2004) for the longest season-opening on-base streak in Atlanta franchise history...his previous longest such streak was a nine-game run in 2018

- In Postseason play, went 4-for-20 (.200) with one double, one home run, one RBI and one run scored in five games...hit his second career postseason home run in Game 1...reached base safely three times in that contest, also singling and getting hit by a pitch

- Underwent arthroscopic right elbow surgery after the season on Oct. 16...performed by Dr. David Altchek

Blasted a walk-off home run off Milwaukee's LHP Josh Hader on May 18 to break a 3-3 tie in the 10th inning...put out a .996 fielding percentage after 158 games (157 GS) at first base...had 33 RBI in 28 June games, setting an Atlanta-era record for most RBI in a calendar month...hit his 34th home run in 2019 in his 128th game and his 570th plate appearance...only three left-handed hitters in Braves history have hit more home runs in a season...Eddie Mathews did so five times, while Darrell Evans and David Justice each did so once...only two other Braves' first basemen have hit 38 home runs in a season...Andres Galarraga hit 44 in 1998, while Joe Adcock also hit 38 in 1956 with Milwaukee...had 23 homers at the All-Star break, the most by a Braves first baseman at the break since 1998, when Andres Galarraga had 28...Also had 25 doubles, becoming one of seven players in franchise history to reach 20 home runs and 20 doubles before the break...Hank Aaron (1959 and 1969), Fred McGriff (1994 and 1996) and Chipper Jones (1999 and 2000) did so twice, while Ron Gant (1993), Gary Sheffield (2003) and Ozzie Albies (2018) also accomplished the feat... Along with his 25 doubles and 23 home runs, also had 68 RBI and 69 runs scored at the break

2018

- Played all 162 games for the second time in his career, hitting .309 (191-for-618) with 23 home runs, 44 doubles, 98 RBI and a .892 OPS for his third consecutive season of .300, 35 doubles and 20 home runs

- Made his eighth consecutive Opening Day start and has gone 9-for-27 (.333) in those eight contests

- Finished with a career-best 44 doubles to tie for the National League lead...His total was tied for the sixth most in franchise history

- Stole a career-high ten bases and smashed 23 home runs, qualifying as the fourth first baseman in Atlanta history to accomplish the feat in a season...was his first double digit feat of his career
- Led the Major Leagues in hits with a career-best 191...became the first Braves player to accomplish the feat since Terry Pendleton had 199 to tie Andy Van Slyke in 1992
- Selected to the NL roster for the All-Star Game via the fan vote, garnering 4,039,219 votes...was the first Braves player to lead the league in fan voting since Dale Murphy in 1985
- Belted his first career playoff home run in Game 3 of the NLDS against the Dodgers...hit the first pitch of his sixth inning at-bat off Alex Wood to right field to give the Braves a 6-5 lead and went on to win their only game of the series
- Went 4-for-16 (.250) in four games of the NLDS vs. LAD...hit the first pitch of his Game 3, sixth inning at-bat with Alex Wood out to right field for his first career playoff home run...The drive gave the Braves a 6-5 lead and was the latest go-ahead postseason home run by a Braves player since 2010, when Brian McCann hit a solo home run off Madison Bumgarner to break a 1-1 tie in the sixth inning of Game 4 of the NLDS

Played 161 games at first base, committing just seven errors in 1347 total chances for a .995 fielding percentage...hit .315 (114-for-362) with 16 home runs and 61 RBI in 94 games prior to the All-Star Game... Batted .301 (77-for-256) with seven home runs in 68 games following the break...hit .309 (63-for-204) with 10 home runs and a .922 OPS against lefties and hit .309 (128-for-414) against righties...his .309 batting average against lefties was the second highest among all left-handed batters in the Majors, only Milwaukee's Christian Yelich was better

2017

- Posted his best average (.307) since the 2013 season, roping 35 doubles, two triples, 28 home runs for 71 RBI...scored 84 runs in 117 games and reached double digit home runs quicker than in any previous season in his career
- Collected his 1,000th hit as a Brave on July 6, 2017 at Washington in his 949th career game...became the eighth quickest Braves player in modern-era franchise history to get their 1,000 career hits all in a Braves uniform
- Averaged a home run every 15.71 at-bats, the best rate of his career, improving his 17.32 mark set during the 2016 season
- Placed in the top 10 in several offensive categories among all National League hitters including slugging percentage (3rd, .586), batting average (10th, .307) and on-base percentage (7th, .403)
- Reached base in 12 consecutive plate appearances from April 16-19, a franchise record at the time...also notched a 12-game hitting streak from Aug. 12-23, batting .412 (21-for-51) with a 1.072 OPS during the span
- Became the first player in Atlanta franchise history to hit nine homers and steal four bases by the end of April...since 2000, only nine MLB players have accomplished the feat
- Missed 44 games after suffering a non-displaced left wrist fracture on May 17 vs. Toronto

Played 105 games (100 GS) at first base, totaling a .971 fielding percentage committing just seven errors across 147 total chances...started 16 games at third base, the only games he has played in the Majors not at first base...played in two rehab games with Triple-A Gwinnett while recuperating from a left wrist fracture... became the fifth player to reach the 1,000 hit milestone with the Braves prior to their 28th birthday, joining Hank Aaron (25), Andruw Jones (26), Eddie Mathews (26) and Joe Torre (27)...is only the second Braves player in the last ten seasons to have 25 homers in consecutive years. (Justin Upton - 27 in 2013, 29 in 2014)

2016

- Averaged .302 (178-for-589) with 43 doubles, six triples, 34 home runs for 91 RBI...registered a .400 on-base percentage and .569 slugging percentage and hit career-highs in triples, hits, OBP, and SLG
- Played in all 162 games for the Braves for the second time in his career (also 2014)...only Dale Murphy (4) and Jeff Francoeur (2) have had multiple seasons at 162 games in the Braves organization
- Hit for the cycle on June 15 vs. Cincinnati, singling in his final at-bat in the 11th inning to accomplish the feat...was the third player in Atlanta history to hit for the cycle and first since Mark Kotsay on Aug. 14, 2008
- Tallied a career-best 46-game on-base streak from Aug. 6 – Sept. 28. Reaching base at a .512 clip in that span...garnered a career-best 30 game hit streak during that time, at which was the longest in the Majors since 2011 by Dan Uggla
- Ranked among the National League leaders in home runs (5th, 34), doubles (T-2nd, 43), slugging percentage (3rd, .569), and on-base percentage (4th, .400)
- Earned his first career National League Player of the Month honor for September after leading the Majors with a .486 on-base percentage and led the NL with a .681 slugging percentage during September and October
- Became just the second Atlanta player to post 80 extra-base hits in a season joining Chipper Jones, who had 87 in 1999
- Posted a career-high 30-game hitting streak from Aug. 24 to Sept. 28 to become the ninth player in MLB history to have a 30-game hitting streak in a season in which he hit 30 home runs (Elias Sports Bureau)

Had a game-ending home run on June 1 off Derek Law of San Francisco, breaking a 4-4 tie in the bottom of the 11th inning...made 158 starts at first base, playing 877.1 innings for a .996 fielding percentage...during the month of September, batted .385 (tied for NL lead) with nine doubles seven home runs, 25 RBI and 23 runs scored in 27 games...garnered National League Player of the Week distinction three times: June 19, Sept. 4, and Sept. 25...became the sixth first baseman in franchise history to hit at least 34 home runs in a season and the first since Andres Galarraga (44) in 1998...had a career-high 46-game on-base streak, 8/6-9/28...Hit .390 (64-for-164) with a .512 on-base percentage during the streak, which equaled the longest in the majors in 2016 (Washington's Jayson Werth), was also the third longest streak in Atlanta history...in 70 games after the All-Star break, posted the second-best batting average with runners in scoring position (.442, 23-for-52) and the fourth-best on-base percentage (.433), while scoring 59 runs which tied for second in the majors with teammate Ender Inciarte

2015

- Slashed .276/.370/.471 with a .841 OPS over 118 games...collected 115 hits for 27 doubles and 18 home runs for 66 RBI

- Was limited to 118 games due to injury...had two separate stints on the IL with a right wrist contusion (June 18 – July 25) and strained right oblique (Aug. 4 – 19)...when placed on the Injured List on June 18, it snapped his Major League leading consecutive games played streak of 234 games dating back to Sept. 24, 2013

- Led the Majors with a .376 (35-for-93) batting average with runners in scoring position

- Collected his eighth three-hit game of the season on Sept. 25 at MIA, ranking second in the National League since the start of the 2011 season with 65 three-hit games

- Matched a career-high five RBI (fourth time) on Sept. 23 at NYM, including three in the ninth inning on a three-run home run that gave Atlanta a 6-3 lead

- Smacked his 100th career longball on July 31 at Philadelphia at 25 years, 322 days, becoming the third-youngest Braves player to reach the 100+home run mark behind Andruw Jones and Bob Horner

Registered a .996 fielding percentage behind 117 games (110 GS) at first base, taking part in 103 double plays and 63 assists...registered a .274 average (49-for-179) during home games and a .278 (66-for-237) during away games...had his best month in June, slashing .328/.397/.625 with a 1.022 OPS and five homers with 15 RBI...hit both starting pitching and relief pitching well, averaging .291 and .246 respectively...before the All-Star break, the lefty averaged .299 (76-for-254) across 66 games with 20 doubles, 12 home runs and 41 RBI...after the All-Star break, he averaged .241 (39-for-162) with seven doubles, six homers, and 25 RBI

2014

- Played in all 162 regular season games for the Braves, totaling a .288/.386/.461 clip for 43 doubles, four triples, 18 home runs, and 78 RBI in 607 at-bats

- Set the Braves' franchise record with 1,449 innings played across 162 games, all logged at first base for a .996 fielding percentage...committed just five errors in 1393 total chances and contributed to a career-best 130 double plays

- His 43 doubles were a career-high, topping the National League first basemen while ranking fifth in the Majors and second in the National League...his batting average (.288) was tied for second amongst NL first basemen while his .386 on-base percentage ranked tied for first

- Was named to his second career All-Star team as a player ballot selection...entered the game as a defensive replacement in the sixth innings and collected his first career hit in the Midsummer Classic with a single to right field in the eighth inning

- Reached base safely via hit or walk in 26 consecutive games (June 23 – July 8) for a .353 average (36-for-102) with a .442 on-base percentage...had a season-best 11 game hit streak from Sept. 3 – 15, batting .350 (14-for-40) with four doubles, one home run, and four RBI

- Was even-keeled in both home and away games, slashing .274/.380/.430 with five home runs and 26 RBI at home and slashing .278/.362/.502 with 13 home runs and 40 RBI on the road

Was just one of four Major League players to play all 162 contests, joining Kansas City's Alcides Escobar, Tampa Bay's Evan Longoria, and San Francisco's Hunter Pence...his 43 doubles set a Braves' franchise record for most doubles ever by a first baseman...reached base multiple times in 89 games, which led the Major Leagues according to Elias Sports Bureau...had his best offensive month in June, slashing .328/.397/.625 across 16 games with four doubles and five longballs...with runners in scoring position, the lefty batted .376 (35-for-93) across 79 games with ten doubles and five home runs for 45 RBI hit starting pitching well, averaging .291 (82-for-282) in 112 games while averaging .246 (33-for-134) in 125 games against relief pitching...against righties, batted .300 (128-for-426) with 13 home runs and against lefties, batted .260 (47-for-181) with five home runs

2013

- Matched his 2012 mark with 147 games played, slashing .319/.396/.501 with a .897 OPS...racked up 27 doubles, two triples, 23 home runs and 109 RBI (career-best)

- His .319 was a career-best and ranked as the third highest mark in the NL and sixth highest in the Major Leagues...struck out 121 times and walked 66 and grounded into 10 double plays

- Ranked amongst the best in multiple facets, including: two-out RBI (T-2nd NL, 45...T-5th ML), RBI (T-2nd NL, 109...T-4th ML), and game-winning RBI (T-4th NL, 15)

- Swung the bat well during day games, averaging .327 (55-for-168) with 12 doubles and 11 home runs for 47 RBI and was the only player in the National League to rank in the top 10 in both night (.316) and day averages
- Voted to his first All-Star Game in the MLB.com Final Vote contest, receiving 19.7 million votes (most in Final Vote history)...was unable to play due to a left thumb injury
- Batted .313 (5-for-12) in four games against the Dodgers in the NLDS...drew one walk and struck out four times

Drilled his first career Opening Day home run with a two-run, two-out shot in the first inning vs. PHI on April 1...had a stellar September, batting .380 (25-for-92) with six home runs and 21 RBI...posted a .443 (58-for-131) batting average with runners in scoring position, the second highest average in the Majors...finished fifth in the NL MVP voting...garnered a career-best three walk-off hits, including a game-ending home run on June 17 against the Yankees on June 17...was sidelined for three weeks with a strained right oblique

2012

- Garnered a strong .259 (140-for-540) average in his second year in the Majors, setting career highs in runs (91), home runs (23), and RBI (94)...played in 147 games and struck out 129 times against 64 walks
- Blasted his first career walk-off homer on Sept. 25 against Miami, a two-run shot off Mike Dunn in the ninth inning to pen in the win for the Braves...his homer was a playoff-clinching blast
- Earned NL Player of the Week honors twice: April 16-22 (.488, 11-for-23) and April 30-May 6 (.367, 11-for-30)
- Put out a .991 fielding percentage, starting 145 of his 146 games at first base...committed just 12 errors over 1381 total chances
- Saw his first postseason action in the Wild Card Game, going 3-for-4 with a double and a walk in the Braves' 6-3 loss against the Cardinals

Finished the season with 42 two-out RBI, tied for third-most among NL batters and two behind teammate Dan Uggla...with RISP and two outs, batted .289 (22-for-76) with three home runs and 34 RBI...on April 19 at ARI, he recorded his second career multi-homer game, going 3-for-5 with a career-high five RBI...collected a career-high four hits on May 4 at COL, going 4-for-6 with a double, a home run and two RBI...was even keeled in day games vs. night games, batting .288 (45-for-156) and .247 (95-for-384) respectively

2011

- In his first full season in the Majors, the first baseman played in 157 games for a .282/.346/.448 clip...tallied 32 doubles, 21 home runs, and 76 RBI while scoring 67 runs
- Finished second in NL Rookie of the Year voting behind teammate Craig Kimbrel and was named Baseball Digest's Rookie of the Year after leading NL rookies in average (.282), OBP (.346), slugging (.448), home runs (21, T-1st), RBI (76) and doubles (32) in 157 games...won the NL Rookie of the Year Triple Crown, leading all NL rookies in home runs, average, and RBI
- Was named NL Rookie of the Month for July when he hit .362 with 38 hits in 27 games...was his best offensive month of the year and hit safely in 23 of 27 July contests
- Garnered a 20-game hitting streak from July 17 – Aug. 6...was the second longest hit streak by a Braves rookie in franchise history
- Went 3-for-4 with two RBI off Felix Hernandez on June 29 to become the first Braves rookie to notch three hits off a defending Cy Young winner since Francisco Cabrera in 1989 off Orel Hershisier of the Dodgers

Registered a .996 fielding percentage across 149 starts at first base...committed just six errors over 1415 total chances and tallied 92 assists...belted his first career two-home run game on July 4 against Colorado...hit four home runs over four games from July 4-7, including three homers in a four at-bat span in five plate appearances...batted .247 (46-for-186) with seven home runs off left-handed pitching and .229 (115-for-385) with 14 homers against right-handed pitching...

2010

- Made his Major League debut with the Braves on Sept. 1 against the Mets, going 0-for-3 in his first contest...later collected his first Major League hit on Sept. 5 against the Marlins, going 1-for-2 on the night
- Smoked his first big league home run on Sept. 21 at Philadelphia off Hall-of-Fame pitcher Roy Halladay...was his only longball of the season
- Appeared in 20 games with the Braves, averaging .167 (4-for-24) with three runs, one double, one home run, and one RBI...struck out eight times and was not issued a walk
- Spent part of the season with Triple-A Gwinnett, playing in 124 games for a .319/.378/.521 slashline with 35 doubles, two triples, and 18 home runs for 87 RBI...struck out 84 times against 43 walks
- Was named the INT Rookie of the Year with Triple-A Gwinnett, Post-Season All-Star, and MiLB.com Organizational All-Star

2009

- Divided his time between Double-A Mississippi and Advanced-A Myrtle, playing 41 games and 70 games

respectively

- Slashed .282/.363/.408 with a .771 OPS between both levels, totaling 58 runs, 27 doubles, eight home runs and 58 RBI
- Was named the “Best Defensive Player First Baseman” across both levels by Baseball America
- Missed final two weeks of the season with left wrist soreness

2008

- Played all 130 games with Single-A Rome, averaging .316 (155-for-491) with 33 doubles, seven triples, 18 home runs and 95 RBI
- Earned Mid-Season and Post-Season All-Star status and was named the organization’s Hank Aaron Award winner, given to the top offensive performer in Atlanta’s Minor League system

2007

- Spent his rookie season with GCL Braves, collecting 60 hits over 224 at-bats for a .268 average....smacked seven doubles and six home runs for 30 RBI

Personal

Frederick Charles Freeman...married to wife Chelsea and has three sons, Charlie, Maximus, and Brandon...is a dual citizen in Canada, as both parents are from Canada (Toronto and Windsor)...grew up from Villa Park, CA and attended El Modena High School in Orange, CA...was a third baseman and pitcher...hit .417 during his senior year and went 6-1 on the mound...committed to Cal State Fullerton before signing with the Braves in the second round of the 2007 First-Year Player Draft

Career Batting Record																					
Year	Team	AVG	G	AB	R	H	2B	3B	HR	RBI	SH	SF	HP	BB	SO	SB	CS	OBP	SLG	E	
2007	GCL Braves	.268	59	224	24	60	7	0	6	30	0	1	2	7	33	1	2	.295	.379	5	
2008	Rome	.316	130	491	70	155	33	7	18	95	0	0	3	46	84	5	5	.378	.521	14	
2009	Myrtle Beach	.302	70	255	43	77	19	0	6	34	0	0	2	14	26	41	1	4	.394	.447	6
	Mississippi	.248	41	149	15	37	8	0	2	24	0	5	4	11	20	0	0	.308	.342	2	
2010	Gwinnett	.319	124	461	73	147	35	2	18	87	0	9	6	43	84	6	2	.378	.521	6	
2011	ATLANTA	.167	20	24	3	4	1	0	1	1	0	0	0	0	8	0	0	.167	.333	0	
	ATLANTA	.282	157	571	67	161	32	0	21	76	0	5	6	53	142	4	4	.346	.448	6	
2012	ATLANTA	.259	147	540	91	140	33	2	23	94	0	9	7	64	129	2	0	.340	.456	12	
2013	Gwinnett	.500	3	10	3	5	2	0	0	2	0	0	1	1	3	0	0	.583	.700	0	
2014	ATLANTA	.319	147	551	89	176	27	2	23	109	0	5	7	66	121	1	0	.396	.501	10	
	ATLANTA	.288	162	607	93	175	43	4	18	78	0	3	8	90	145	3	4	.386	.461	5	
2015	GCL Braves	.182	3	11	2	2	0	0	1	5	0	0	0	3	4	0	0	.182	.455	1	
	Gwinnett	.371	2	8	0	3	1	0	0	2	0	0	0	2	3	0	0	.500	.500	1	
	ATLANTA	.276	118	416	62	115	27	0	18	66	0	2	7	56	98	3	1	.370	.471	4	
2016	ATLANTA	.302	158	589	102	178	43	6	34	91	0	5	10	89	171	6	1	.400	.569	5	
2017	Gwinnett	.667	2	3	1	2	0	0	0	0	0	0	0	2	1	0	0	.800	.667	0	
	ATLANTA	.307	117	440	84	135	35	2	28	71	0	2	7	65	95	8	5	.403	.586	5	
2018	ATLANTA	.309	162	618	94	191	44	4	23	98	0	6	7	76	132	10	3	.388	.505	7	
2019	ATLANTA	.295	158	597	113	176	34	2	38	121	0	2	6	87	127	6	3	.389	.549	6	
2020	ATLANTA	.341	60	214	51	73	23	1	13	53	0	0	3	45	37	2	0	.462	.640	1	
2021	ATLANTA	.300	159	600	120	180	25	2	31	83	0	2	8	85	107	8	3	.393	.503	3	
2022	LOS ANGELES	.325	159	612	117	199	47	2	21	100	0	7	5	84	102	13	3	.407	.511	5	
2023	LOS ANGELES	.331	161	637	131	211	59	2	29	102	0	5	16	72	121	23	1	.410	.567	1	
2024	LOS ANGELES	.282	147	542	81	153	35	2	22	89	0	8	10	78	100	9	2	.378	.476	4	
Major League- 14 years		.300	2032	7558	1298	2267	508	31	343	1232	0	61	107	1010	1635	98	30	.387	.512	74	
Los Angeles - 3 years		.314	467	1741	329	563	141	6	72	291	0	20	31	234	323	45	6	.399	.520	6	
Minor League- 7 years		.303	434	1612	231	488	105	9	51	277	0	17	30	138	273	13	13	.365	.474	41	

Career Postseason Batting Record																			
Year	Team	AVG	G	AB	R	H	2B	3B	HR	RBI	SH	SF	HP	BB	SO	SB	CS	OBP	SLG
2012	NLWC: ATL vs. STL	.750	1	4	0	3	1	0	0	0	0	0	0	1	1	0	0	.800	1.000
2013	NLDS: ATL vs. LAD	.313	4	16	5	1	0	0	0	0	0	0	0	1	4	0	0	.353	.375
2018	NLDS: ATL vs. LAD	.250	4	16	1	4	0	0	1	1	0	0	0	1	3	0	0	.294	.438
2020	NLWC: ATL vs. CIN	.167	2	6	1	1	0	0	0	1	0	0	1	3	1	0	0	.500	.167
	NLDS: ATL vs. MIA	.200	5	20	1	4	1	0	1	1	0	0	1	1	6	0	0	.273	.400
	NLCS: ATL vs. LAD	.360	7	25	6	9	3	0	2	6	0	0	1	3	5	0	0	.448	.720
2021	NLDS: ATL vs. MIL	.308	4	13	2	4	1	0	1	2	0	0	0	4	0	0	0	.471	.615
	NLCS: ATL vs. LAD	.286	6	21	4	6	1	0	2	4	0	0	0	6	8	1	0	.444	.619
	WS: ATL vs. HOU	.318	6	22	2	7	1	0	2	5	0	1	0	2	5	0	0	.360	.636
2022	NLDS: LAD vs. SD	.357	4	14	1	5	3	0	1	3	0	0	1	3	4	1	0	.500	.786
2023	NLDS: LAD vs. ARI	.100	3	10	1	1	0	0	0	0	0	0	0	2	2	0	0	.250	.100
2024	NLDS: LAD vs. SD	.286	4	14	0	4	0	0	0	0	0	0	0	0	2	1	0	.286	.286
	NLCS: LAD vs. NYM	.167	4	18	1	3	0	0	0	1	0	0	0	1	4	0	0	.211	.167
	WS: LAD vs. NYY	.300	5	20	5	6	0	1	4	12	0	0	0	2	1	0	0	.364	1.000
Postseason Totals		.277	62	231	31	64	12	1	14	36	0	1	4	32	50	3	0	.373	.519
WC Totals		.400	3	10	1	4	1	0	0	1	0	0	1	4	2	0	0	.600	.500
LDS Totals		.252	31	115	12	29	6	0	4	7	0	0	2	14	25	2	0	.344	.409
LCS Totals		.281	17	64	11	18	4	0	4	11	0	0	1	10	17	1	0	.387	.531
WS Totals		.310	11	42	7	13	1	1	6	17	0	1	0	4	6	0	0	.362	.810

Career Single-Game Bests

Most Hits:	5, May 10, 2018 at MIA	Most Stolen Bases:	2, 2x, last, May 31, 2023 vs. WAS
Most RBI:	6, September 9, 2020 vs. MIA	Most Walks:	5, June 17, 2024 at COL
Most Home Runs:	2, 20x, last, September 2, 2024 at ARI	Longest Hitting Streak:	30 games, August 24-Sept. 28, 2016
Most Runs Scored:	4, 4x, last, September 12, 2023 vs. SD	Grand Slams:	7, last, July 19, 2024 (Bernardino)

Career Fielding Record							
Position	PCT	G	PO	A	E	TC	DP
First Base	.996	2006	15725	1222	73	17020	1466
Third Base	.971	16	13	21	1	35	1

Career Transactions

- June 7, 2007: Drafted by the Atlanta Braves in the 2nd round of the 2007 amateur draft. Player signed June 10, 2007.
- March 18, 2022: Signed as a Free Agent with the Los Angeles Dodgers.

Injured List

- April 7 - 22, 2013 (strained right oblique)
- June 23 - August 4, 2015 (right wrist contusion)
- May 18 - July 4, 2017 (left wrist fracture)
- July 23, 2020 (protocols)



Tyler

GLASNOW

RHP | 31

@glasnowt

Bats: Left **Throws:** Right
Height: 6-8 **Weight:** 225
Opening Day Age: 31
Born: August 23, 1993 in Newhall, CA
Resides: Tampa, FL
Acquired: Via trade from Tampa Bay along with Manuel Margot in exchange for Ryan Pepiot and Jonny DeLuca on December 16, 2023
ML Service: 7.158
MLB Debut: July 7, 2016



Career Highlights

- * Santa Clarita native begins his second season with the Dodgers...was traded to the Dodgers from Tampa Bay and signed a five-year contract extension on December 16, 2023
- * Has been in the Major Leagues parts of eight seasons with the Pittsburgh Pirates (2016-2018), Tampa Bay Rays (2018-2023) and Los Angeles (2024)...he is a combined 39-33 with a 3.81 ERA (281 ER/663.2 IP) with a 1.15 WHIP and holding batters to a .212 average
- * Was the Dodgers' sixth different Opening Day starter since 2019, joining Hyun-Jin Ryu, Dustin May, Clayton Kershaw, Walker Buehler and Julio Urias and became the third Dodger player in the last 86 years to make his Dodger debut as the Opening Day starter (last: RHP Derek Lowe, 2005)
- * Made his Major League debut on July 7, 2016 with Pittsburgh at STL, tossing 5.1 innings and giving up three hits, four runs, a home runs and two walks while striking out five in the loss...singled off Wainwright in his second at bat for first big league hit
- * Record his first Major League win on May 2, 2017 at CIN, giving up four hits, three runs, a homer and four walks while striking out five; also singled, walked twice and had three RBI at the plate...became the first Pittsburgh pitcher since Al McBean in 1967 to record two walks and three RBI in the same game
- * Went 2-3 with a 6.28 ERA (28.2-IP, 20-ER) in six starts in the 2020 Postseason....in Game 2 of the ALDS vs. NYY, recorded a Rays postseason-record 10 SO...allowed a Giancarlo Stanton solo homer to lead off the 2nd inning and a 3-run homer to Stanton in the 4th...in Games 1 and 5 of the World Series against the Dodgers, pitched to a 8.22 ERA (14 ER/15.1 IP) and yielded 5 HR in those three starts
- * Picked up his first professional win with Single-A West Virginia on April 29, 2013 against Savannah, firing five scoreless innings and giving up two hits and two walks while striking out seven
- * Drafted in the fifth round of the 2011 draft by the Pittsburgh Pirates

Year-By-Year

2024

- In his first season with the Dodgers, went 9-6 with a 3.49 ERA (52 ER/134.0 IP) in 22 starts with 168 strikeouts against 35 walks
- Was the Dodgers' sixth different Opening Day starter since 2019, joining Hyun-Jin Ryu, Dustin May, Clayton Kershaw, Walker Buehler and Julio Urias and became the third Dodger player in the last 86 years to make his Dodger debut as the Opening Day starter (last: RHP Derek Lowe, 2005)
- Named to his first All-Star team, going 8-5 with a 3.47 ERA (42 ER/109.0 IP) in 18 starts...did not appear due to injury
- Had his best month in April, going 4-1 with a 2.81 ERA (10 ER/32.0 IP) in five starts with 45 strikeouts
- Tossed double digit strikeouts six times during the season, including a season-high 14 on April 9 at MIN in 7.0 scoreless innings while giving up only three hits
- Was out from July 9 to 24 with lower back tightness and August 13 through the end of the season with right elbow tendinitis

2023

- In his final season with Tampa Bay, went 10-7 with a 3.53 ERA, allowing 47 runs in 120 innings with 162 strikeouts in a career-best 21 starts
- He finished with career-highs in wins (10), starts (21), strikeouts (162), strikeouts per 9 (12.2) and innings pitched (120.0 IP)
- Spent two months (March 27-May 27) on the injured list with a left oblique strain

On a rehab assignment with Triple-A Durham, tossed a 0-0 record with a 0.68 ERA (1 ER/13.1 IP), only giving up eight hits total and holding batters to a .170 average

Tossed a 4-3 record with a 3.18 ERA (20 ER/56.2 IP) at home compared to 6-4 with a 3.84 ERA (27 ER/63.1 IP) in 11 starts on the road...curveball held batters to a .095 batting average (10-for-105)...fired his fast ball in 44% of his pitches, compared to 34% with his slider and 21% with the curveball

2022

- Reinstated on Sep 28 and made two starts to end the regular season, returning from Tommy John surgery performed in August 2021
- Began a rehab assignment with Triple-A Durham on Sept. 7 and made four starts, allowing one run in seven innings pitched with 14 strikeouts
- On Sept. 28 at Cleveland, returned from Tommy John surgery and made his first start since June 14, 2021 at CHW, going 471 days in between...threw 50 pitches (32 strikes) in three innings pitched and his only hits allowed were a solo homer and single to start the third inning
- On Oct. 3 at BOS, made his second start and recorded seven strikeouts in 3.2 scoreless innings...the seven strikeouts were the most by a Ray in a start of 3.2 IP (or fewer) since Glasnow (7) went three innings on Sept. 21, 2019
- Started Game 2 of the AL Wild Card Series at Cleveland, yielding two hits (both singles) in five scoreless innings of a game that remained scoreless until the bottom of the 15th inning

2021

- Recorded a 5-2 record with a 2.65 ERA (26 ER/88.0 IP), holding batters to a .176 average in 14 starts before leaving his June 14 start at CHW after 4 IP due to injury, ending his season
- Underwent Tommy John surgery Aug 4, performed by Dr. Keith Meister in Arlington...left his June 14 start at CHW after 4 IP due to injury, ending his season
- At the time of his injury, ranked second in the majors with 123 SO behind CLE Shane Bieber (130) and ranked sixth in the AL with a 2.66 ERA
- According to Stats LLC, became the third pitcher in the modern era (since 1900) to have at least 29 strikeouts and no more than one run allowed over their first three starts of a season...joined PHI Curt Schilling (34-SO, 1-R) in 1998 and BOS Pedro Martínez one run and 32 strikeouts) in 1998

Limited batters to a .083 avg. (7-for-84) in at-bats ending with the curveball, led the majors at the time of his injury with 58 strikeouts on the curveball despite using the pitch only 13.7 pct. of the time...his breaking pitches combined for 143 swings-and-misses, third in the majors at the time of his injury behind CLE Shane Bieber (191) and LAD Clayton Kershaw (174)... had double-digit strikeouts in all six home starts, totaling 66 SO in 43.2 IP at Tropicana Field...recorded double-digit strikeouts and allowed five hits (or fewer) in his first five home starts, and according to Stats LLC, the only other pitcher in the modern era (since 1900) to do that in five consecutive home starts at any point in a single season was MIN Johan Santana (6) in 2004...went 3-1 with a 1.67 ERA (7 ER/37.2 IP) and 56 strikeouts in six starts during April, according to the Elias Sports Bureau, it marked the 3rd-lowest ERA for a Rays traditional starter in his first six starts behind Chris Archer (1.64) in 2015 and Scott Kazmir (1.22) in 2008...his 56 strikeouts in April were the most in club history, passing Chris Archer (43) in April 2016...they were 2nd for any calendar month in Rays history behind Chris Archer (58) in May 2017...on April 1 at MIA, took no decision in his first career Opening Day start and his only baserunner allowed in six IP was a 1st-inning infield single to Jesús Aguilar that left the bat at 76.1 mph

2020

- In his second full season with the Rays, led the team with 57.1 IP and 91 SO and tied for 2nd with 5 wins behind Pete Fairbanks (6) and amassed a 5-1 record in 11 starts with a 4.08 ERA
- His 91 SO were 4th in the AL behind CLE Shane Bieber (122), CWS Lucas Giolito (97) and NYY Gerrit Cole (94)...min. 50 innings pitched, his 14.28 strikeouts per nine innings pitched ratio led the majors and was the second highest in club history behind Brad Boxberger (14.47) in 2014
- According to the Elias Sports Bureau, his 81 strikeouts through his first 50 innings pitched of the season were the 2nd-most by a starting pitcher in major league history behind CLE Shane Bieber (82) in 2020
- Went 2-3 with a 6.28 ERA (28.2-IP, 20-ER) in six starts in the Postseason....in Game 2 of the ALDS vs. NYY, recorded a Rays postseason-record 10 SO...allowed a Giancarlo Stanton solo homer to lead off the 2nd inning and a 3-run homer to Stanton in the 4th...in Games 1 and 5 of the World Series against the Dodgers, pitched to a 8.22 ERA (14 ER/15.1 IP) and yielded 5 HR in those three starts

Went 5-0 with a 3.00 ERA (14 ER/42.0 IP) and 64 SO in his last seven starts beginning on Aug. 19, lowering his season ERA from 7.04 to 4.08...ended the season with seven strikeouts (or more) in eight straight starts, the longest such streak in club history, passing David Price (June 24-July 30, 2012) and Scott

Kazmir (July 24–Aug 25, 2007)...limited batters to a .120 avg. (10-for-83) in at-bats ending with the curveball, 5th in the majors (min. 25 at-bats) and recorded 48 strikeouts on a swing-and-miss against his curveball, most in the majors...totaled 58 strikeouts with the pitch, second in the majors behind HOU Framber Valdéz (60)...got 73 swings-and-misses against his fastball, 7th in the majors and 4th in the AL.... on Aug. 25 vs. BAL, recorded a career-high 13 SO, the most by a Rays pitcher since Blake Snell (13) on April 2, 2019, vs. COL

2019

- Finished his first full season with Tampa Bay 6-1 with a 1.78 ERA (12 ER/60.2 IP) in 12 starts
- Was one of the best pitchers in the majors before suffering a right forearm strain in mid-May...at the time of his stint on the injured list, ranked among AL leaders (min. 40 IP) in ERA (1.86, 1st), WHIP (0.91, 2nd), BB/9 IP ratio (1.68, 3rd), SO/BB ratio (6.11, 3rd) and HR/9 IP ratio (0.56, 7th)
- Named AL Pitcher of the Month for April, though the winners were based on stats covering both March and April...it marked the third straight month a Rays pitcher won it, following Blake Snell in August–September 2018, during his Cy Young Award-winning campaign
- On April 10 at CWS, recorded a career-high 11 SO and became the third pitcher since Baseball Reference weather data is complete (2000) to make a scoreless start with 11 SO (or more) in a first-pitch temperature of 38° or colder
- Pitched for Triple-A Durham on a rehab assignment, combining for 2.1 scoreless over 2 starts
- Reinstated from the 60-day IL on Sep 8, with a 1.46 ERA (12.1-IP, 2-ER) in 4 starts after that...the Rays went 10-2 in games he started
- In his postseason debut in Game 1 of the ALDS at HOU, his only runs allowed in 4.1 IP came on a two-run homer by José Altuve, his last batter faced, to break a scoreless tie...in the decisive Game 5 at HOU, yielded 4 runs on 5 hits in the 1st inning
- Went 6-0 with a 1.47 ERA (7 ER/43.0 IP) and 46 strikeouts through his first seven starts, and according to Stats LLC, was the second AL pitcher since ERA became an official stat in 1913 to go 6-0 (or better) with a sub-1.50 ERA and 45 strikeouts (or more) over his first seven starts, joining BOS Roger Clemens in 1991...the six-game winning streak tied four others for the second-longest in club history to start the season, behind Matt Moore (8-0) in 2013...his average fastball velocity was 97.0 mph, according to FanGraphs and his max velocity, according to StatCast, was 100.4 mph in his season debut

2018

- Began the season with Pittsburgh before being acquired by Tampa Bay at the non-waiver trade deadline
- His 34 appearances with the Pirates were all in relief, going 1-2 with a 4.34 ERA (27 ER/56.0 IP), striking out 72 batters against 34 walks
- At the time of the trade, his 72 SO ranked 3rd among NL relievers behind MIL Josh Hader (99) and COL Adam Ottavino (77), and his 19 relief apps of at least two innings pitched were most in the majors
- Made 11 starts with Tampa Bay, went 1-5 with a 4.20 ERA (26 ER/55.2 IP) while holding batters to a .208 average
- On Aug 1 vs. LAA, made his Rays debut, and it was his first start since Sep 13, 2017 at MIL...his only run allowed was a 1st-inning solo homer to Kole Calhoun, his second batter faced
- On Sep 17 at TEX, recorded his first win with the Rays, going 6 IP for the longest scoreless start of his career...did not allow a hit until Isiah Kiner-Falefa singled with 2 outs in the 5th inning... both hits allowed were infield singles

Allowed one run or fewer in five of his 11 starts with the Rays...yielded three hits or fewer in six of his 11 starts and two hits or fewer in five starts...after making his Rays debut on Aug. 1, his .208 opponents avg. ranked 6th in the AL (min. 50 IP)...min. 50 innings pitched, his 2.43 runs per nine innings pitched of support was second lowest in the AL from Aug 1 through the end of the season...excluding openers, was the first pitcher in franchise history to begin his Rays career with four consecutive starts of three hits or fewer...on Aug 7 vs. BAL, recorded a career-high nine strikeouts, becoming the second Rays pitcher with nine strikeouts (or more) in an outing of four innings pitched or fewer, following Scott Kazmir on May 17, 2007 vs. TEX

2017

- Was a member of Pittsburgh's Opening Day roster for the first time in his career
- Recorded his first Major League win on 5/2 at Cincinnati, giving up four hits, three runs, a homer and four walks while striking out five; also singled, walked twice and had three RBI at the plate...became the first Pittsburgh pitcher since Al McBean in 1967 to record two walks and three RBI in the same game
- Finished the year with Pittsburgh 2-7 in 15 games (13 starts) and a 7.69 ERA (53 ER/62.0 IP)
- Was optioned to Triple-A Indianapolis on July 10...went 2-0 with a 1.90 ERA (5 ER/23.2 IP) and 42 strikeouts in his first four starts with Triple-A Indianapolis through July 1
- Named International League Pitcher of the Week for the week of 7/24-30 after going 1-0 with a 1.35 ERA (2 ER/13.1 IP) and 19 strikeouts in two starts
- His 140 strikeouts with Indy ranked third in the International League and were the most by a Tribe pitcher since 1989 when Mark Gardner struck out 175 batters

- In 15 starts for Triple-A Indianapolis, tabbed a 9-2 record with a 1.93 ERA (20 ER/93.1 IP) with 140 strikeouts against 32 walks

Pitched a career-high 6.1 innings and gave up four runs (three earned) in a 6-2 loss vs. Milwaukee on 5/7... won his second big league game on 5/18 vs. Washington (5.0ip/4r/2er)...went 3-for-3 at the plate while giving up two runs in 6.0ip in a no-decision on 5/23 at Atlanta...whiffed 11 batters in 5.0 innings pitched of a no-decision on 6/20 vs. Toledo with Triple-A Indianapolis

2016

- Began the season with Triple-A Indianapolis before making his way to the Big Leagues for the first time
- Tied for fifth in the International League in strikeouts (133) and ranked fourth in walks (62)
- Made his Major League debut on July 7 at St. Louis, tossing 5.1 innings and giving up three hits, four runs, a home run and two walks while striking out five in the loss...singled off Wainwright in his second at bat for first big league hit
- Was recalled by Pittsburgh a second time on 7/23 and made his second big league start that afternoon vs. Philadelphia; left the game in the fourth inning with right shoulder discomfort...was placed on the 15-day injured list on July 24
- Finished the season with Pittsburgh 0-2 in seven games (four starts) with a 4.24 ERA (11 ER/23.1 IP) with 24 strikeouts against 13 walks
- Made two rehab starts with Double-A Altoona, going 0-0 with a 3.00 ERA (2 ER/6.0 IP)
- In 20 starts for Triple-A Indianapolis, registering an 8-3 record with a 1.87 ERA (23 ER/110.2 IP) while holding batters to a .175 average
- Was selected to the International mid-season All-Star team...lead the International League in strikeouts (113) and was third in ERA (1.78) at the time of his first recall to Pittsburgh on 7/7.

Was named the Top Pitching Prospect in the International League by MLB Pipeline.com at the completion of the season (second time in three years)...named the International League Pitcher of the Week for the period of April 25-May 1 after tossing 11.0 scoreless innings and striking out 18 batters while winning his two starts...struck out a season high-tying 11 batters and tossed 7.0 scoreless innings in a no-decision on 5/7 vs. Louisville...won three straight starts and posted a 1.65 ERA (3 ER/16.1 IP) between 5/27 and 6/6 with Triple-A Indianapolis...made three straight relief appearances (2 ER/7.0 IP) between 9/11-18 with Pittsburgh...tossed 3.0 scoreless innings of relief on 9/18 at Cincinnati..

2015

- Began the season with Class-A Short Season West Virginia (2 GS) and then spending a bulk of the season with Double-A Altoona (12 GS) and Triple-A Indianapolis (8 GS)
 - Went 0-1 in two starts with Class-A Short Season West Virginia with a 3.38 ERA (2 ER/5.1 IP)
 - In 12 starts with Double-A Altoona, tossed a 5-3 record with a 2.43 ERA (17 ER/63.0 IP) with 82 strikeouts against 19 walks while holding batters to a .182 average
 - Saw his first Triple-A action in eight starts with Indianapolis, going 2-1 with a 2.20 ERA (10 ER/41.0 IP)...half of those were quality starts
 - Awarded his third consecutive MiLB.com Organization All-Star
- Recorded at least one strikeout in all of his combined 22 outings...names Eastern League Pitcher of the Week on July 20 with Double-A Altoona after spinning seven scoreless innings on his July 16 start, giving up three hits and striking out nine_

2014

- Played the entirety of the season with Advanced-A Bradenton (23 GS)
- Posted a 12-5 record with a 1.74 ERA (24 ER/124.1 IP) with a 1.05 WHIP
- Garnered many awards, including FSL Pitcher of the Year, FSL Post-Season All-Star, Baseball American Minor League Star, MiLB Organization All-Star, MLB Pipeline.com Pitcher of the Year, FSL Pitcher of the Week two weeks in a row and MiLB.com Staff Choice for Best Starting Pitcher

Spun 3+ innings in 22 out of his 23 outings, including five of ten or more...went undefeated in August, going 5-0 with a 1.73 ERA, giving up seven runs in 36.1 innings while holding them to a .161 average

2013

- Spent the entire season with Single-A West Virginia
- Amassed a 9-3 record with a 2.18 ERA (27 ER/11.1 IP) in 24 games, striking out 164 batters against 61 walks while holding batters to a .142 average
- Picked up his first professional win on April 29 against Savannah, firing five scoreless innings and giving up two hits and two walks while striking out seven
- Named SAL Mid-Season All-Star, SAL Post-Season All-Star, Topps Class-A All-Star, MiLB Organization All-Star and Baseball America High Class A All-Star

Hit double digits in strikeouts five times, including 10 twice, twelve twice, and thirteen once...had his best month in July, going 4-1 with a 1.73 ERA in five games

2012

- Began his professional career between the Rookie-level GCL Pirates and Class-A Short Season State College
- In three starts with Rookie-level GCL Pirates, went 0-3 with a 2.10 ERA (8 ER/34.1 IP) with 40 strikeouts against 16 walks
- In one start with Class-A Short Season State College, spun four scoreless innings and giving up four hits, two unearned runs and one walk while striking out four

Personal

Tyler Allen Glasnow...born August 23, 1993 in Newhall, California...his mother, Donna, was a gymnast at Cal State Fullerton, then coached Cal State Northridge to a Division II national championship in 1982... graduated from William S. Hart (Calif.) High School in Santa Clarita...was committed to University of Portland, but chose to sign with the Pittsburgh Pirates after being drafted in the fifth round of the 2011 MLB draft

Career Pitching Record																				
Year	Team	W-L	ERA	G	GS	CG	SHO	SV	IP	H	R	ER	HR	HB	BB	SO	WP	BK	AVG	
2012	GCL Pirates	0-3	2.10	11	10	0	0	0	38.1	23	17	8	3	2	17	44	4	0	.156	
	State College	0-0	0.00	1	1	0	0	0	4.0	4	2	0	0	0	1	4	1	0	.267	
2013	West Virginia	9-3	2.18	24	24	0	0	0	111.1	54	35	27	9	9	61	164	11	1	.142	
2014	Bradenton	12-5	1.74	23	23	0	0	0	124.1	74	29	24	3	3	57	157	5	2	.174	
2015	West Virginia	0-1	3.38	2	2	0	0	0	5.1	3	4	2	0	1	2	6	0	0	.150	
	Altoona	5-3	2.43	12	12	0	0	0	63.0	41	22	17	2	0	19	82	4	0	.182	
	Indianapolis	2-1	2.20	8	8	0	0	0	41.0	33	16	10	1	1	22	48	2	0	.220	
	Altoona	0-0	3.00	2	2	0	0	0	6.0	4	2	2	1	0	6	11	0	0	.190	
	Indianapolis	8-3	1.87	20	20	0	0	0	110.2	65	23	23	4	0	62	133	6	0	.175	
	PITTSBURGH	0-2	4.24	7	4	0	0	0	23.1	22	13	11	2	3	13	24	2	1	.250	
2017	Indianapolis	9-2	1.93	15	15	0	0	0	93.1	57	21	20	6	1	32	140	9	0	.176	
	PITTSBURGH	2-7	7.69	15	13	0	0	0	62.0	81	61	53	13	2	44	56	3	0	.319	
2018	PITTSBURGH	1-2	4.34	34	0	0	0	0	56.0	47	28	27	5	1	34	72	7	1	.226	
	TAMPA BAY	1-5	4.20	11	11	0	0	0	55.2	42	27	26	10	3	19	64	5	1	.208	
2019	Durham	0-0	0.00	2	2	0	0	0	2.1	2	0	0	0	0	3	3	0	0	.250	
	TAMPA BAY	6-1	1.78	12	12	0	0	0	60.2	40	13	12	4	0	14	76	2	0	.186	
2020	TAMPA BAY	5-1	4.08	11	11	0	0	0	57.1	43	26	26	11	0	22	91	7	0	.200	
2021	TAMPA BAY	5-2	2.66	14	14	0	0	0	88.0	55	26	26	10	0	27	123	8	0	.176	
2022	Durham	0-0	1.29	4	4	0	0	0	7.0	1	1	1	0	0	4	14	0	0	.045	
	TAMPA BAY	0-0	1.35	2	2	0	0	0	6.2	4	1	1	1	0	2	10	1	0	.167	
2023	Durham	0-0	0.68	4	4	0	0	0	13.1	8	1	1	1	0	5	20	1	0	.170	
	TAMPA BAY	10-7	3.53	21	21	0	0	0	120.0	93	52	47	13	1	37	162	11	0	.209	
2024	LOS ANGELES	9-6	3.49	22	22	0	0	0	134.0	92	53	52	15	0	35	168	12	1	.190	
Dodger Totals - 1 year		9-6	3.49	22	22	0	0	0	134.0	92	53	52	15	0	35	168	12	1	.190	
Major League - 8 years		39-33	3.81	149	100	0	0	1	663.2	519	300	281	84	10	247	846	58	4	.212	
Minor League- 9 years		45-21	1.97	128	127	0	0	0	616.0	365	171	135	30	17	290	822	43	3	.171	

Career Postseason Pitching Record																			
Year	Team	W-L	ERA	G	GS	CG	SHO	SV	IP	H	R	ER	HR	HBP	BB	SO	WP	BK	
2019	ALDS: TB vs. HOU	0-2	7.71	2	2	0	0	0	7.0	9	6	6	1	0	3	8	0	0	
2020	ALWC: TB vs. TOR	1-0	3.00	1	1	0	0	0	6.0	6	2	2	2	0	1	8	2	0	
	ALDS: TB vs. NYY	1-0	4.91	2	2	0	0	0	7.1	3	4	4	2	0	5	12	0	0	
	ALCS: TB vs. HOU	0-1	6.00	1	1	0	0	0	6.0	8	4	4	2	0	2	5	0	0	
	WS: TB vs. LAD	0-2	9.64	2	2	0	0	0	9.1	9	10	10	3	0	9	15	4	0	
2022	ALWC: TB vs. CLE	0-0	0.00	1	1	0	0	0	5.0	2	0	0	0	0	0	5	0	0	
2023	ALWC: TB vs. TEX	0-1	5.40	1	1	0	0	0	5.0	6	4	3	0	0	5	8	1	0	
Postseason Totals		2-6	5.72	10	10	0	0	0	45.2	43	30	29	10	0	25	61	7	0	
WC Totals		1-1	2.81	3	3	0	0	0	16.0	14	6	5	2	0	6	21	3	0	
LDS Totals		1-2	6.28	4	4	0	0	0	14.1	12	10	10	3	0	8	20	0	0	
LCS Totals		0-1	6.00	1	1	0	0	0	6.0	8	4	4	2	0	2	5	0	0	
WS Totals		0-2	9.64	2	2	0	0	0	9.1	9	10	10	3	0	9	15	4	0	

Career Single-Game Bests

Low-Hit Complete Game:	---	Most Strikeouts:	14, 3x, last, April 9, 2024 at MIN
Most Innings Pitched Starter:	8.0, 3x, last, April 21, 2024 vs. NYM	Most Walks:	6, Sept. 13, 2017 at MIL
Most Innings Pitched Reliever:	3.2, 2x, last, April 19, 2018 at PHI	Longest Winning Streak:	7 games, August 25, 2020 - April 17, 2021
Most Earned Runs Allowed:	7, May 12, 2017 at ARI	Longest Losing Streak:	5 games, 2x, last, June 22 - Sept. 11, 2018

Fielding							
Position	PCT	G	PO	A	E	TC	DP
Pitcher	.971	149	52	49	3	104	3

Career Transactions

- June 7, 2011: Drafted by the Pittsburgh Pirates in the 5th round of the 2011 amateur draft. Player signed August 3, 2011.
- July 31, 2018: Traded by the Pittsburgh Pirates with a player to be named later and Austin Meadows to the Tampa Bay Rays for Chris Archer. The Pittsburgh Pirates sent Shane Baz (August 14, 2018) to the Tampa Bay Rays to complete the trade.
- December 16, 2023: Traded by the Tampa Bay Rays with Manuel Margot and cash to the Los Angeles Dodgers for Jonny DeLuca and Ryan Pepiot.

Injured List

- May 11 - 26, 2019 (mild right forearm strain)
- June 15- November 5, 2021 (right elbow sprain)
- March 17 - Sept. 28, 2022 (Tommy Joh recovery)
- March 29 - May 27, 2023 (left oblique strain)
- July 6- 24, 2024 (lower back tightness)
- August 16 - November 4, 2024 (right elbow tendinitis)



Tony GONSOLIN

RHP | 26

@gooooose15

Bats: Right **Throws:** Right**Height:** 6-3 **Weight:** 205**Opening Day Age:** 30**Born:** May 14, 1994 in Vacaville, CA**Resides:** Irvine, CA**Acquired:** Drafted in the 9th round of the 2016 First Year Player Draft from St. Mary's College (CA)**ML Service:** 5.152**MLB Debut:** June 26, 2019

Career Highlights

- * 30-year-old right-hander enters his sixth season with Los Angeles and eighth professional season
- * California native owns a 34-11 record, with one save and a 3.19 ERA (133 ER/375.2 IP) in 79 games (71 starts) with 349 strikeouts and 131 walks and 1.05 WHIP...has limited hitters to a .195/.271/.343 slashline in 375.2 big league innings
- * Produced career-bests in most pitching categories during the 2022 season, including wins (16), ERA (2.14), innings pitched (130.1 IP), strikeouts (119), opponents batting average (.172), hits-per-nine-innings (5.46), and games started (24)
- * Finished fourth in the 2020 Rookie of the Year voting, named Baseball America's MLB Rookie of the Year and selected to the publication's All-Rookie team after going 2-2 with a 2.31 ERA in nine games (eight starts)
- * Tied for the second fewest decisions all-time among pitchers to reach 30 victories. In addition, his 27-6 (.818) record as a starter is the best in the modern era through 60 games started
- * Made his Major League debut on June 26, 2019 at Arizona and took the loss (8-2) after allowing six runs (four earned) on six hits in a 4.0-inning start
- * Earned his first big league victory on Aug. 5, 2019 vs. St. Louis, allowing just two hits and striking out seven in 6.0 scoreless innings in the Dodgers' 8-0 win
- * Has a career minor league record of 20-14 with a 3.32 ERA (105 ER/285.0 IP) in 105 games (44 starts) across four different levels...has fanned 327 batters against 93 walks in 285.0 career Minor League innings...has limited hitters to a .234 batting average while recording a 1.21 WHIP
- * Was named Dodgers Branch Rickey Minor League Pitcher of the Year in 2018...named a MiLB.com Organizational All-Star in 2018, as well as a California League Mid-Season All-Star
- * Selected by the Dodgers in the 9th round of the 2016 First-Year Player Draft out of Saint Mary's University (CA)

Year-By-Year

2024

- Missed the entire Major League season recovering from Tommy John surgery
- Made three rehab starts with Triple-A Oklahoma City, going 0-0 with a 2.35 ERA (2 ER/7.2 IP) with 12 strikeouts against two walks

2023

- In 20 starts for the Dodgers, garnered a 8-5 record with a 4.98 ERA (57 ER/103.0 IP) with 82 strikeouts against 40 walks
 - Missed the first month of the season with a left ankle injury sustained in spring training...made his first start of the season on April 26
 - Underwent Tommy John surgery on September 1, performed by Dr. Neal ElAttrache, causing him to miss the rest of the season
- Recorded three wins in a row from August 2-12 against OAK, SD, and COL...had his best month in May,

going 3-1 with a 1.95 ERA (7 ER/32.1 IP) in six starts...was even-keeled against righties and lefties, holding them to a .239 average (49-for-205) and .210 (37-for-176) respectively

2022

- Had a stellar year with a 16-1 record across 24 starts for a 2.14 ERA (31 ER/130.1 IP) and 119 strikeouts against 35 walks for a 0.87 WHIP...set career-best in wins, ERA, innings pitched, strikeouts, opponents batting average (.172), hits-per-nine innings (2.14), and games played
- Led the Dodger pitching staff in multiple areas: wins (2nd, 16), innings pitched (3rd, 130.1), and strikeouts (4th, 119)...ranked third in the National League with his 16 wins
- Turned 11 quality starts (also career-high) in 24 tries...notched a .941 winning percentage and kept the opposition to a .172/.237/.299 slashline with a .536 OPS
- Made his first career All-Star roster and appeared in the game, suffering the loss after allowing three runs in 1.0 innings of work
- Allowed two runs or fewer in 20 of his 24 starts... spun 6.0+ innings of work in 12 starts
- Pitched a career-high 7.2 innings on July 1 against the Padres, allowing one run on four hits with eight strikeouts, taking home his 10th win of the year
- Fired 5.0+ innings in 20 of his 24 starts...longest appearance came on July 1 vs. SD, pitching 7.2 innings of one-run ball with eight strikeouts and no issued walks
- Recorded five straight wins from May 28 to June 21, pitching 29.1 innings, striking out 27 batters and walking just six, giving up 13 hits during the span...finished his season with another five-win streak, striking out 26 batters and walking eight through 28.2 innings of work
- Pitched a career-high 7.2 innings on July 1 against the Padres, allowing one run on four hits with eight strikeouts, taking home his 10th win of the year
- Produced a 4-0 record in three separate months: May, June, and August, posting a combined 1.31 ERA (12 ER/80.2 IP) with 76 strikeouts and 0.74 WHIP

Recorded his sole loss on July 25 vs. WSH, after allowing four earned runs on six hits with three walks and four strikeouts...struck out eight batters in two different games: July 1 vs. SD, Aug. 17 at MIL...limited right-handed hitters to a .184 (39-for-212)/.251/.325 slashline vs. a .163 (40-for-246)/.225/.276 slashline for right-handed hitters...allowed just 12 hits with runners in scoring position across 20 games for a .148 opponents' average (12-for-81)...with runners on, kept the opposition to a .148 average (12-for-81), allowing just three extra-base hits...placed on the injured list with right forearm strain from Aug. 29 – Oct. 3... appeared in a rehab assignment with Triple-A Oklahoma City...started Game 3 of the NLDS against San Diego, allowing one earned run on four hits in just 1.1 innings

2021

- * Posted a 4-1 record across 15 Major League games (13 starts) with a 3.23 ERA (20 ER/55.2 IP) and a 1.35 WHIP
- * Struck out 65 batters and walked 34 for a 10.5 strikeout-per-nine innings mark
- * Was strong against right handed hitters, limiting the slashline to .195/.320/.420 versus lefties at .213/.314/.336
- * His longest starts occurred on July 6 at MIA and July 24 vs. COL at 5.1 innings, striking out a combined ten batters with three walks and just four hits
- * Pitched in relief in three NLCS games against Atlanta, producing a 1-0 mark with a 11.25 ERA (5 ER/4.0 IP) and four strikeouts, one walk, and one home run
- * Spent majority of the season rehabbing his right shoulder, appearing for both Single-A Rancho Cucamonga and Triple-A Oklahoma City, pitching in a combined four games for a 0-0 record and a 3.55 ERA (5 ER/12.2 IP)...fanned ten batters and walked four

Struck out seven batters three times (6/25 vs. CHC, 7/24 vs. COL, 9/24 at ARI), registering two wins in those three appearances...improved his line when facing batters a second time, limiting hitters to a .152/.264/.215 versus .228/.328/.446 in their first at-bats...registered three of his four wins in the second half of the season

2020

- * Finished fourth in Rookie of the Year voting, named Baseball America's MLB Rookie of the Year and selected to the publication's All-Rookie team after going 2-2 with a 2.31 ERA in nine games (eight starts) over three stints with the Dodgers
- * Among NL pitchers with 40.0 or more innings, ranked seventh in ERA, fifth in opponents' batting average (.193), second in WHIP (0.84) and sixth in opponents' OPS (.518)...led MLB rookies in ERA and WHIP
- * Allowed just two homers in 46.2 innings, ranking fourth in homers allowed per 9.0 innings (0.39)
- * Posted the first double-digit strikeout game of his career on Sept. 20 at Colorado, fanning 10 Rockies hitters in 5.0 frames but taking the loss in the Dodgers' 6-3 defeat
- * Appeared in four Postseason games (three starts) during the Dodgers' run to a World Championship, going 0-2 with an 8.68 ERA (9 ER/9.1 IP)...started the club's World Series clinching Game 6, allowing one run on three hits in a 1.2-inning no-decision

2019

*Finished his first big league season with a 4-2 record and a 2.93 ERA (13 ER/40.0 IP) with a save in 11 games (six starts) across four stints with Los Angeles

*In six starts, including his Major League debut, he went 2-2 with a 2.89 ERA (9 ER/28.0 IP), striking out 24 batters against 10 walks while posting a 1.07 WHIP

Made five relief appearances, putting up a 2-0 record with a save and a 3.00 ERA (4 ER/12.0 IP), limiting opponents to a .143 average while registering a 0.92 WHIP... four of his five relief appearances were of 2.0 innings or more, including a 4.0 inning save at Colorado on July 30...allowed only four earned runs in 20.0 innings during the month of August, posting a 1.80 ERA while striking out 16 batters...started the season with Oklahoma City, where he went 2-4 with a 4.35 ERA (20 ER/41.1 IP) in 13 starts, punching out 50 against 21 walks

2018

*Split the season between Advanced -A Rancho Cucamonga and Double-A Tulsa, going 10-2 with a 2.60 ERA (37 ER/128 IP) in 26 starts...he struck out 155 batters against 42 walks, while holding opponents to a .219 batting average

*Set career-highs in wins, ERA, starts, innings pitched, strikeouts, batting average against and WHIP (1.14)

Started the season with Rancho Cucamonga, going 4-2 with 2.69 ERA (25 ER/ 83.2IP) before being promoted to Double-A Tulsa on July 14...finished the season with Tulsa, earning a 6-0 record with a 2.44 ERA in nine starts for the Drillers...won his first four starts with the Drillers and held his opponents to a .203 batting average with 1.08 WHIP...was named MiLB.com Organizational All-Star and California League Mid-Season All-Star

2017

Spent most of the season with Advanced-A Rancho Cucamonga, where he went 7-5 with a 3.92 ERA (27 ER/62.0 IP), striking out 73 batters against 18 walks while posting a 1.27 WHIP...appeared in three games for Single-A Great Lakes, posting a 0-1 record and a 3.38 ERA (3 ER/8.0 IP) with 12 strikeouts

2016

In his first professional season, he went 1-2 with a 3.77 ERA (13 ER/31.0 IP) in 19 games between Single-A Great Lakes and Rookie-level Ogden

Personal

Anthony D. Gonsolin...attended St. Mary's University, where he earned All-WCC First Team honors in 2016 as an outfielder/pitcher...he hit .307 with seven homers and 26 RBI while going 3-3 with a 3.86 ERA in 18 games on the mound...Prior to St. Mary's, he starred for Vacaville High School...He was named to the All-Monticello Empire League team and was named an Optimist Sacramento Area All-Star and garnered MVP honors for the South squad in the all-star game...originally selected by the Dodgers in the 9th round of the 2016 First-Year Player Draft out of Saint Mary's University.

Career Pitching Record																			
Year	Team	W-L	ERA	G	GS	CG	SHO	SV	IP	H	R	ER	HR	HB	BB	SO	WP	BK	AVG
2016	Ogden	1-0	2.60	10	0	0	0	2	17.1	12	5	5	1	0	5	15	0	0	.200
	Great Lakes	0-2	5.27	9	0	0	0	2	13.2	17	9	8	0	1	3	10	1	0	.309
2017	Great Lakes	0-1	3.38	3	0	0	0	1	8.0	8	3	3	2	0	0	12	0	0	.242
	Rancho Cucamonga	7-5	3.92	39	0	0	0	5	62.0	61	29	27	5	0	18	73	5	0	.254
2018	Tulsa	6-0	2.44	9	9	0	0	0	44.1	32	14	12	3	1	16	49	4	0	.203
	Rancho Cucamonga	4-2	2.69	17	17	0	0	0	83.2	72	31	25	5	0	26	106	10	0	.227
2019	LOS ANGELES	4-4	2.93	11	6	0	0	1	40.0	26	15	13	4	1	15	37	2	0	.178
	Oklahoma City	2-4	4.35	13	13	0	0	0	41.1	41	25	20	4	3	21	50	3	0	.248
2020	LOS ANGELES	2-2	2.31	9	8	0	0	0	46.2	32	13	12	2	1	7	46	3	0	.193
2021	LOS ANGELES	4-1	3.23	15	13	0	0	0	55.2	4	20	20	8	0	34	65	4	0	.202
	Rancho Cucamonga	0-0	3.86	1	1	0	0	0	2.1	3	1	1	0	0	1	1	0	0	.333
	Oklahoma City	0-0	3.48	3	3	0	0	0	10.1	6	4	4	2	0	3	9	1	0	.162
2022	LOS ANGELES	16-1	2.14	24	24	0	0	0	130.1	79	32	31	11	4	35	119	5	0	.172
	Oklahoma City	0-0	0.00	1	1	0	0	0	2.0	1	0	0	0	0	0	2	0	0	.167
2023	LOS ANGELES	8-5	4.98	20	20	0	0	0	103.0	86	61	19	19	7	40	82	2	0	.226
	Oklahoma City	0-0	6.00	1	1	0	0	0	2.0	1	2	2	1	0	2	7	0	0	.100
2024									--Injured--										
Major League - 5 years		34-11	3.19	79	71	0	0	1	375.2	264	141	133	44	13	131	349	16	0	.195
Dodgers Totals - 5 years		34-11	3.19	79	71	0	0	1	375.2	264	141	133	44	13	131	349	16	0	.195
Minor League- 7 years		20-14	3.34	106	45	0	0	10	288.0	254	123	107	23	5	95	334	24	0	.233

Career Postseason Pitching Record																			
Year	Team	W-L	ERA	G	GS	CG	SHO	SV	IP	H	R	ER	HR	HBP	BB	SO	WP	BK	
2020	NLCS: LAD vs. ATL	0-1	9.95	2	1	0	0	0	6.1	5	7	7	2	0	6	8	0	0	
	WS: LAD vs. TB	0-1	6.00	2	2	0	0	0	3.0	4	2	2	2	0	3	5	0	0	
2021	NLCS: LAD vs. ATL	1-0	11.25	3	0	0	0	0	4.0	5	5	5	2	0	1	4	0	0	
2022	NLDS: LAD vs. SD	0-1	6.75	1	1	0	0	0	1.1	4	1	1	0	0	1	1	1	0	
Postseason Totals		1-2	9.20	8	4	0	0	0	14.2	18	15	15	6	0	11	18	1	0	
LDS Totals		0-1	6.75	1	1	0	0	0	1.1	4	1	1	0	0	1	1	1	0	
LCS Totals		1-1	10.45	5	1	0	0	0	10.1	10	12	12	4	0	7	12	0	0	
WS Totals		0-1	6.00	2	2	0	0	0	3.0	4	2	2	2	0	3	5	0	0	

Career Single-Game Bests

Low-Hit Complete Game:	---	Most Strikeouts:	10, September 20, 2020 at COL
Most Innings Pitched Starter:	7.2, July 1, 2022 vs. SD	Most Walks:	5, (2x), last July 30, 2021 at ARI
Most Innings Pitched Reliever:	5.0, September 10, 2020 at COL	Longest Winning Streak:	13 games, July 24, 2021 - July 7, 2022
Most Earned Runs Allowed:	10, August 18, 2023 vs. MIA	Longest Losing Streak:	2 games, June 18 - July 2, 2023

Fielding							
Position	PCT	G	PO	A	E	TC	DP
Pitcher	.984	79	33	29	1	63	0

Career Transactions

• June 10, 2016: Drafted by the Los Angeles Dodgers in the 9th round of the 2016 amateur draft. Player signed June 15, 2016.

Injured List

• April 4 - June 9, 2021 (right shoulder inflammation)
 • August 31 - Sept. 4, 2021 (right shoulder inflammation)
 • August 29 - Sept. 27, 2022 (right forearm strain)
 • March 30 - April 26, 2023 (left ankle sprain)
 • August 19 - November 11, 2023 (Tommy John surgery)



Brusdar GRATEROL

RHP | 48

@Brusdar14Graterol

Bats: Right **Throws:** Right

Height: 6-1 **Weight:** 265

Opening Day Age: 26

Born: August 26, 1998 in Calabozo, Venezuela

Resides: Phoenix, AZ

Acquired: Trade with Minnesota along with Luke Raley for Kenta Maeda and Jair Camargo on Feb 10, 2020

ML Service: 4.167

MLB Debut: September 1, 2019



Career Highlights

- * Hard-throwing right-hander enters his sixth big league campaign and fifth season as a Dodger...was acquired by Los Angeles from Minnesota on Feb. 10, 2020 in a four-player deal
- * Has a 11-9 Major League record with a 2.78 ERA and a 1.04 WHIP in 188 career games (five starts) in five MLB seasons with the Twins (2019) and Dodgers (2020-24)
- * Recorded his first big league save on June 26, 2022 vs. ATL...recorded four in five opportunities on the season
- * Set career-highs in 2023 in wins (4), ERA (1.20), games (68), innings (67.1), strikeouts (48), and saves (7)...his 1.20 ERA was the fourth lowest in Dodger history with a minimum of 40 innings pitched, behind Hung-Chih Kuo and Eric Gagné
- * Posted a 64.4-percent groundball rate in 2023 which was fourth-highest in the majors with a minimum of 40 innings pitched...Induced 11 double plays on the year which ranked second behind Clayton Kershaw (16)...Graterol (67.1) pitched nearly half the amount of innings as Kershaw (131.2)
- * Did not surrender an earned run in his last 25.0 innings in 2023 (July 25-Sept.29)...The longest scoreless streak by a Dodgers reliever since the team moved to Los Angeles in 1958
- * In 2020, tied KC's Josh Staumont with the Majors' fastest average sinker at 99.3 MPH and threw the second fastest average four-seamer at 98.8 MPH (behind Dustin May, 99.1) among pitchers with a minimum of 250 pitches (Source: Baseball Savant)
- * Made his big league debut on September 1, 2019 at Detroit, tossing a scoreless inning of relief with a strikeout...earned his first Major League win on Sept. 14, 2019, striking out three over two scoreless frames
- * In 82 minor league games, has a 23-8 record with a 2.84 ERA (77 ER/244.0 IP) while posting a 1.09 WHIP...has averaged 9.66 K/9, punching out 262 batters
- * Signed by the Minnesota Twins as an undrafted free agent on August 29, 2014 by scout Jose Leon

Year-By-Year

2024

- Spent the majority of the season on the injured list with right shoulder inflammation from March until August and a hamstring strain from early August until September
- In seven games with the Dodgers, went 0-0 with a 2.45 ERA (2 ER/7.1 IP) with seven strikeouts
- Appeared in three World Series games, tossing 2.1 innings and giving up two hits, one earned run, four walks and one strikeout
- Made rehab appearances with Rookie-level ACL Dodgers and Triple-A Oklahoma City, combining to go 1-0 with a 5.59 ERA (6 ER/9.2 IP) in 10 outings and eight strikeouts

2023

- Recorded his best season yet in the Major Leagues, posting a 4-2 record and seven saves with a 1.20 ERA (9 ER/67.1 IP) and a 0.97 WHIP in 68 games

- Boasted career-highs in wins (4), ERA (1.20), games (68), innings (67.1), strikeouts (48), and saves (7)
 - His 1.20 ERA was the third lowest in Dodger history with a minimum of 40 innings pitched, behind Hung-Chih Kuo and Eric Gagné
 - Picked up his first save of the season on April 23 against the Cubs, firing 2.0 scoreless innings while only allowing three hits
 - Did not surrender an earned run in his last 25.0 innings to end the season (July 25-Sept.29)...The longest scoreless streak by a Dodgers reliever since the team moved to Los Angeles in 1958
- Produced perfect numbers in the postseason, going 3.0 innings, allowing one hit and one walk, while striking out two...his 2.0 innings in Game 2 of the NLDS matched a season-high set on April 23 against the Cubs...posted a 64.4-percent groundball rate which was fourth-highest in the Majors with a minimum of 40 innings pitched...induced 11 double plays on the year which ranked second behind Clayton Kershaw (16)...held opponents to a .213 average with runners in scoring position...Performed slightly better against lefties, limiting them to a .208 average as opposed to a .229 mark against righties

2022

- Spent majority of the season with the Dodgers, pitching in just four games for Triple-A Oklahoma City on a rehab assignment for right shoulder inflammation
- In his four appearances for Triple-A Oklahoma City, went 1-0 with a 0.00 ERA in 3.2 scoreless innings...gave up only one hit and struck out four batters against a single walk
- Capped off his fourth big league season with a 2-4 record and a 3.26 ERA (18 ER/49.2 IP), striking out 43 batters against 10 walks, posting a 7.79 strikeout-per-nine innings mark across 46 games (one start)
- Recorded first Major League save on June 26 vs. the Atlanta Braves...totaled four in five opportunities on the season
- Competitive against righties averaging .165 and held lefties to a .292...kept batters at an overall .215 average and kept hitters to a .180 average on the road
- Matched his career high of pitching 2.0 innings four times this season (May 7 vs. CHC, May 21 vs. PHI, May 24 vs. WSH, July 10 vs. CHC)

Placed on IL on July 15 due to right shoulder inflammation and sent to Triple-A Oklahoma City Dodgers on August 12 for rehab assignment...activated from IL by Los Angeles Dodgers on September 22...allowed two hits and one run in two postseason games, averaging .286

2021

- Pitched for both the Dodgers and Triple-A Oklahoma City during season, appearing in 51 games between both clubs
- Over 34 games (one start) for the Dodgers, the righty went a perfect 3-0 with a 4.59 ERA (17 ER/33.1 IP) and 1.41 WHIP...fanned 27 batters and walked 13
- Produced a 2-2 record over 17 games with Triple-A Oklahoma City, tossing 16.2 innings and keeping hitters to a .194 average...struck out 20 batters and walked just five and recorded a 10.80 strikeout-per-nine innings mark
- Pitched 2.0 innings four times this season, matching his career high (7/25 vs. COL, 8/11 at PHI, 8/22 vs. NYM, 8/25 at SD)
- Was tough on the road, garnering a 1.42 ERA (3 ER/19.0 IP) with 15 strikeouts while limiting hitters to a .176 average
- Appeared in eight Postseason games, allowing just one earned run over 9.0 innings of work for a 0-1 record...struck out seven batters without issuing a walk

Faced bases loaded situations in six games and did not relinquish a hit...limited hitters to a .189 average across 24 instances with runners in scoring position...was solid from both sides of the plate, limiting lefties to a .286 average and righties to a .244 average...in Postseason play, the righty kept the opposition to a .129 average

2020

- In his first season with Los Angeles, went 1-2 with a 3.09 ERA and 0.90 WHIP in 23 games (two starts)...tied for ninth among NL relievers in WHIP
- Held opponents to a .225/.273/.288 slash line, allowing just three extra-base hits (two doubles, one home run)...limited right-handers to a .164 batting average (9-for-55)
- Tied with Kansas City's Josh Staumont with the Majors' fastest average sinker at 99.3 MPH and threw the second fastest average four-seamer at 98.8 MPH (behind Dustin May, 99.1) among pitchers with a minimum of 250 pitches (Source: Baseball Savant)

Used twice as an opener, allowing one run in 2.0 innings in that role in starts vs. Houston (Sept. 13) and at San Diego (Sept. 16)...tossed scoreless relief in eight of his nine Postseason appearances, posting a 3.52 ERA (3 ER/7.2 IP) with one save, a 0.91 WHIP and a .207 opponents' batting average...did not allow a run in his three World Series appearances (2.0 IP) to help lead the Dodgers to the title

2019

- Saw his first Major League action, posting a 1-1 record with a 4.66 ERA (5 ER/9.2 IP) in 10 relief appearances with the Twins
 - Entered the season ranked third among Minnesota prospects according to Baseball America
 - Had his contract selected on September 1 and made his big league debut the same day at Detroit... recorded first career strikeout, fanning Dawel Lugo, his first batter in the ninth inning... at 21.006-years-old, became 11th youngest Twins pitcher to ever make his debut, youngest since Rich Garces at 19.123-years-old in 1990
 - Earned first career win September 14 at Cleveland (Game 2), pitching 2.0 scoreless innings with no hits, no walks and three strikeouts in a Twins 9-5 victory
 - Combined to go 7-0, 1.92 ERA (13 ER/61.0 IP) with 23 walks, 61 strikeouts, a .179 opponents' batting average and one save in 18 games (11 starts) between Triple-A Rochester, Double-A Pensacola and the GCL Twins on the season.
 - Named Twins Minor League Pitcher of the Week May 5, posting a 0.52 ERA (1 ER/17.1 IP), with 21 strikeouts and a .121 opponent batting average in two starts.
- Appeared solely out of the Blue Wahoos and Red Wings bullpens following his final start on August 1, posting a 2.89 ERA (10.1 IP, 3 ER) with a .152 opponents batting average in seven combined appearances... named a Mid-Season All-Star for Double-A Pensacola after going 5-0, 1.89 ERA (10 ER/47.2 IP), 46 strikeouts to just 19 walks and a .188 opponent batting average...missed nearly 10 weeks with a shoulder impingement from May 25-August 7.

2018

- Combined to go 8-4 with a 2.74 ERA (31 ER/102.0 IP) and 107 strikeouts in 19 games with Single-A Cedar Rapids and Advanced-A Fort Myers
 - Named Midwest League Mid-Season All-Star after going 2-2, 2.48 ERA (36.1 IP/10 ER) with six walks and 42 strikeouts in seven starts before the All-Star break
- Spent two stints on the 7-day Injured List from May 8-14 with back spasms and May 30-June 6 with a right hand contusion

2017

- Ranked the fifth-best prospect in the Twins system by Baseball America
- Returned from elbow surgery on August 26 and finished the season with a 4-1 record with a 2.70 ERA (12 ER/40.0 IP) and 45 strikeouts in 10 games (seven starts) with the GCL Twins and Rookie level Elizabethton

2016

Spent the entire season recovering from "Tommy John" surgery

2015

Made his professional debut on June 3 for the DSL Twins, tossing 3.0 innings while allowing five hits and striking out five batters...went 0-1 with a 2.45 ERA (3 ER/11.0 IP) but had his season cut short after undergoing "Tommy John" surgery on his right elbow on June 20

Personal

Brusdar Javier Graterol... married Allison Landa in Florida during 2020 offseason...welcomed a baby girl, Aria, in April 2023...resides in Phoenix, Arizona...was originally signed as a non-drafted free agent by the Twins on August 29, 2014 by scout Jose Leon

Career Pitching Record																			
Year	Team	W-L	ERA	G	GS	CG	SHO	SV	IP	H	R	ER	HR	HB	BB	SO	WP	BK	AVG
2015	DSL Twins	0-1	2.45	4	4	0	0	0	11.0	12	4	3	0	2	1	17	1	0	.273
2016									----Injured----										
2017	Elizabethton	2-1	3.92	5	5	0	0	0	20.2	16	9	9	1	1	9	24	1	0	.213
	DSL Twins	2-0	1.40	5	2	0	0	0	19.1	10	3	3	1	2	4	21	2	0	.152
2018	Cedar Rapids	3-2	2.18	8	8	0	0	0	41.1	30	12	10	3	4	9	51	4	0	.195
	Fort Myers	5-2	3.12	11	11	0	0	0	60.2	59	22	21	0	5	19	56	4	1	.261
2019	MINNESOTA	1-1	4.66	10	0	0	0	0	9.2	10	5	5	1	1	2	10	2	0	.278
	Pensacola	6-0	1.71	12	9	0	0	1	52.2	32	10	10	2	3	21	50	2	0	.179
	Rochester	1-0	5.06	4	0	0	0	0	5.1	4	3	3	1	1	2	7	0	1	.211
	DSL Twins	0-0	0.00	2	2	0	0	0	3.0	1	0	0	0	0	0	4	0	0	.111
2020	LOS ANGELES	1-2	3.09	23	2	0	0	0	23.1	18	9	8	1	3	3	13	0	0	.225
2021	LOS ANGELES	3-0	4.59	34	1	0	0	0	33.1	34	18	17	2	5	13	27	2	0	.260
	Oklahoma City	2-2	6.48	17	0	0	0	1	16.2	12	12	12	1	2	5	20	3	0	.194
2022	LOS ANGELES	2-4	3.26	46	1	0	0	4	49.2	39	20	18	3	3	10	43	0	0	.215
	Oklahoma City	1-0	0.00	4	0	0	0	0	3.2	1	0	0	0	0	1	4	0	0	.091
2023	LOS ANGELES	4-2	1.20	68	1	0	0	7	67.1	53	14	9	3	2	12	48	2	0	.221
2024	LOS ANGELES	0-0	2.45	7	0	0	0	0	7.1	3	2	2	0	0	2	7	0	0	.120
	ACL Dodgers	1-0	4.50	2	0	0	0	0	2.0	3	1	1	0	0	0	1	0	1	.375
	Oklahoma City	0-0	5.87	8	0	0	0	0	7.2	13	6	5	0	0	2	7	1	2	.351
Major Leagues - 6 years		11-9	2.78	188	5	0	0	11	190.2	157	68	59	10	14	42	148	6	0	.227
Dodgers Total - 5 years		10-8	2.69	178	5	0	0	11	181.2	147	63	54	9	13	40	138	4	0	.224
Minor League - 7 years		23-8	2.84	82	41	0	0	2	244.0	193	82	77	9	20	73	262	18	5	.217

Career Postseason Pitching Record																			
Year	Team	W-L	ERA	G	GS	CG	SHO	SV	IP	H	R	ER	HR	HB	BB	SO	WP	BK	
2019	ALDS: MIN vs. NYY	0-0	0.00	1	0	0	0	0	1.0	1	0	0	0	0	0	2	0	0	
2020	NLWC: LAD vs. MIL	0-0	0.00	1	0	0	0	1	1.0	1	0	0	0	0	0	0	0	0	
	NLDS: LAD vs. SD	0-0	0.00	1	0	0	0	0	1.1	0	0	0	0	0	0	0	0	0	1
	NLCS: LAD vs. ATL	0-0	8.10	4	0	0	0	0	3.1	3	3	3	0	0	1	4	0	0	
	WS: LAD vs. TB	0-0	0.00	3	0	0	0	0	2.0	2	0	0	0	0	0	0	0	0	
2021	NLDS: LAD vs. SF	0-0	0.00	4	0	0	0	0	3.2	3	0	0	0	0	0	3	0	0	
	NLCS: LAD vs. ATL	0-1	4.70	7	0	0	0	0	4.1	1	1	1	0	1	0	4	0	0	
2022	NLDS: LAD vs. SD	0-1	0.00	2	0	0	0	0	1.1	2	1	0	0	0	0	0	0	0	
2023	NLDS: LAD vs. ARI	0-0	0.00	2	0	0	0	0	3.0	1	0	0	0	0	1	2	0	0	
2024:	WC: LAD vs. NYY	0-0	3.86	3	0	0	0	0	2.1	2	1	1	0	0	4	1	0	0	
Postseason Totals		0-2	1.85	25	0	0	0	1	24.1	15	6	5	0	2	6	16	0	1	
WC Totals		0-0	0.00	2	0	0	0	1	2.0	1	0	0	0	1	0	0	0	0	
LDS Totals		0-1	0.00	10	0	0	0	0	10.1	6	1	0	0	0	1	7	0	1	
LCS Totals		0-1	4.70	7	0	0	0	0	7.2	4	4	4	0	1	1	8	0	0	
WS Totals		0-0	2.08	6	0	0	0	0	4.1	4	1	1	0	0	4	1	0	0	

Career Single-Game Bests			
Low-Hit Complete Game:	---	Most Strikeouts:	3, 8x, last, September 20, 2024 vs. COL
Most Innings Pitched - Starter:	2.0, June 21, 2023 at LAA	Most Walks:	3, August 25, 21 at SD
Most Innings Pitched - Reliever:	2.0, 11x, last, September 20, 2024 vs. COL	Longest Winning Streak:	5 games, July 3, 2021 - May 13, 2022
Most Earned Runs Allowed:	3, 4x, last, June 5, 2022 vs. NYM	Longest Losing Streak:	2 games, May 27 - June 9, 2022

Career Fielding Record							
Position	PCT	G	PO	A	E	TC	DP
Pitcher	.973	188	30	41	2	73	6

Career Transactions
<ul style="list-style-type: none"> • August 29, 2014: Signed by the Minnesota Twins as an amateur free agent • February 10, 2020: Traded to the Los Angeles Dodgers along with OF Luke Raley and 67th pick in the 2020 draft in exchange for RHP Kenta Maeda and catcher Jair Camargo.

Injured List
<ul style="list-style-type: none"> • July 14 - August 12, 2022 (right shoulder inflammation) • Sept. 1 - 22, 2022 (right elbow inflammation) • March 19 - August 5, 2024 (right shoulder inflammation) • August 7 - September 10, 2024 (right hamstring strain) • September 26 - October 25, 2024 (right shoulder inflammation)



Michael GROVE

RHP | 29

@mgrove_2

Bats: Right **Throws:** Right**Height:** 6-3 **Weight:** 200**Opening Day Age:** 28**Born:** December 18, 1996 in Wheeling, WV**Resides:** Wheeling, WV**Acquired:** Drafted in the second round of the 2018 First-Year Player Draft out of West Virginia University**ML Service:** 2.031**MLB Debut:** May 15, 2022

Career Highlights

- * West Virginia native looks to his fifth professional season in Dodger Blue and fourth Major League season after making his Major League debut in 2022
- * Owns a 4-14 Minor League record with a 5.44 ERA (135 ER/223.1 IP) in 76 games (59 starts) with 284 strikeouts against 91 walks...has held opponents to a .260 average
- * Boasts a Major League record of 7-7 in 64 games (20 starts) with a 5.48 ERA (91 ER/149.1 IP) with 151 strikeouts and 45 walks
- * Made his Major League debut on May 15, 2022 against Philadelphia, striking out three over 3.2 innings while not factoring in the decision... recorded his first Major League strikeout on the second batter he faced, Alec Bohm, in six pitches
- * Recorded his first Major League win on Sept. 25, 2022 vs. STL, allowing three hits, one earned run, one walk, and punching out three in 5.0 innings
- * Made his first postseason roster, appearing in two games in the 2023 NLDS against the Diamondbacks, sporting a 4.50 ERA (1 ER/2.0 IP)
- * Played two seasons of collegiate baseball with West Virginia, posting a 5-5 record with a 3.13 ERA in 25 games (16 starts), allowing 74 hits and striking out 117 batters in 92.0 innings...as a sophomore, he was named to the All-Big 12 Second Team and Academic All-Big 12 First Team after going 3-1 with a 2.87 ERA (15 ER/47.0 IP) and holding batters to a .174 average
- * Originally selected by the Dodgers in the second round of the 2018 First-Year Player Draft out of West Virginia

Year-By-Year

2024

- Pitched in 39 games with the Dodgers, amassing career-highs in wins (4) and games (39)...finished the season 4-4 with a 5.12 ERA (29 ER/51.0 IP) with 54 strikeouts against 16 walks
- In three stints with Triple-A Oklahoma City over 10 games, went 2-0 with a 1.59 ERA (2 ER/11.1 IP) with a 0.71 WHIP and holding batters to a .128 average
- Made the roster for the NLDS against San Diego and appeared in Game 2, giving up a home run and striking out one in 0.1 innings...did not make the NLCS or World Series rosters due to injury
- Tossed 3.0 innings twice this season, including once where he gave up no hits, one walk with five strikeouts

2023

- Spent a majority of the season with the big-league club, going 2-3 with a 6.13 ERA (47 ER/69.0 IP) with 73 strikeouts and 10 walks...made his first opening day roster
- Performed better out of the bullpen, sporting a 1-0 record with a 4.24 ERA (8 ER/17.0 IP) while holding opponents to a .214 average...posted a 1-3 record as a starter with a 6.75 ERA (39 ER/52.0 IP)
- Fired a career-high 6.0 innings and struck out a career-high 10 on July 30 against the Reds
- In his five rehab appearances (two starts) for Triple-A Oklahoma City, he produced an 0-0 line with a 2.70 ERA (4

ER/13.1 IP)

- Struggled defensively with an .800 fielding percentage, making two errors in 10 total chances behind the mound
- Made his first postseason roster, appearing in two games in the NLDS, sporting a 4.50 ERA (1 ER/2.0 IP)

Made six starts in Spring Training, going 0-1 with a 5.40 ERA (10 ER/16.2 IP) and a 1.08 WHIP... his 9.52 strikeouts per nine innings ranked second on the team behind Emmet Sheehan (9.55) among starters with a minimum 60 innings pitched... ended the season with four consecutive scoreless appearances (6.1 IP)...went on the IL on April 21 with a right groin strain and again on August 6 with right lat tightness

2022

- Split the season between Double-A Tulsa (5 GS), Triple-A Oklahoma City (14 G, 12 GS), and the Los Angeles Dodgers (7 G, 6 GS)
- Started the season with Double-A Tulsa, going 0-1 in five starts with an ERA of 2.76 (5 ER/16.1 IP)...gave up 11 hits, one home run, and five walks as he punched out 22 batters while holding hitters to a .180 average
- Appeared in 14 games (12 starts) with Triple-A Oklahoma City with a 1-4 record and a 4.07 ERA (27 ER/ 59.2 IP)...struck out 68 batters while giving up 56 hits, 32 runs, 10 homers, and 21 walks
- Finished the season with the Dodgers, recording one win and no losses over four stints...posted a 4.60 ERA (15 ER/ 29.1 IP) on 32 hits, 10 walks and 24 strikeouts
- Made his Major League debut on May 15, 2022, against Philadelphia, tossing 3.2 innings and giving up four hits, four runs, and three walks while striking out three while not factoring in the decision... recorded his first Major League strikeout on the second batter he faced, Alec Bohm, in six pitches
- Recorded his first Major League win on September 25 vs. St. Louis, allowing three hits, one earned run, one walk, and punching out three in 5.0 innings
- Ended the season on an 18-game streak of having at least one strikeout (since June 7)

Punched out a season-high 10 batters in five scoreless innings on August 17 with Oklahoma City vs. Sugar Land...was even keeled against righties and lefties with the Dodgers, holding them to .241 and .275 batting average respectively... pitched a minor league career-best 90 strikeouts in the minors, as well as a career-low WHIP of 1.22

2021

Pitched the entire season with Double-A Tulsa, garnering a 1-4 record across 21 games (19 starts) with a 7.86 ERA (62 ER/71.0 IP)...racked up 88 strikeouts and limited the opposition to a .290 average...registered a 11.15 strikeout-per-nine mark...struck out seven batters in three separate occasions (5/23 vs. WCH, 8/6 at SPR, 8/12 vs. WCH)...did not allow a walk in two games (8/6 at SPR, 9/5 vs. SPR)

2020

Spent the entire campaign at the alternate site

2019

Went 0-5 with a 6.10 ERA (35 ER/51.2 IP) and a 1.55 WHIP in 21 games with the Rancho Cucamonga Quakes (Advanced-A)...in 51.2 innings of work, he struck out 73 batters against 19 walks, averaging 12.8 strikeouts per nine innings

Personal

Michael Grove...son of Jeff and Stephanie Grove...proposed to long time girlfriend Macy Omli during the 2024 off-season...attended Wheeling Park High School (WV) where he recorded a 1.20 ERA with 54 strikeouts in 33.2 innings in 2014 while hitting .488 and was named to the 2014 West Virginia Sports Writers Association All-State First Team

Career Pitching Record																			
Year	Team	W-L	ERA	G	GS	CG	SHO	SV	IP	H	R	ER	HR	HB	BB	SO	WP	BK	AVG
2019	Rancho Cucamonga	0-5	6.10	21	21	0	0	0	51.2	61	37	35	7	1	19	73	7	0	.293
2021	Tulsa	1-4	7.86	21	19	0	0	0	71.0	85	62	62	19	1	42	88	11	0	.293
2022	LOS ANGELES	1-0	4.60	7	6	0	0	0	29.1	32	21	15	6	0	10	24	2	0	.260
	Tulsa	0-1	2.76	5	5	0	0	0	16.1	11	8	5	1	0	5	22	3	0	.180
	Oklahoma City	1-4	4.07	14	12	0	0	0	59.2	56	32	27	10	1	21	68	5	0	.247
2023	LOS ANGELES	2-3	6.13	18	12	0	0	0	69.0	83	47	47	12	3	19	73	3	0	.296
	Oklahoma City	0-0	2.70	5	2	0	0	0	13.1	11	4	4	2	0	1	22	1	0	.212
2024	LOS ANGELES	4-4	5.12	39	2	0	0	0	51.0	46	31	29	6	6	16	54	2	0	.241
	Oklahoma City	2-0	1.59	10	0	0	0	0	11.1	5	2	2	1	1	3	11	0	0	.128
Major League - 3 years		7-7	5.48	64	20	0	0	0	149.1	161	99	91	24	9	45	151	7	0	.271
Dodger Totals - 3 years		7-7	5.48	64	20	0	0	0	149.1	161	99	91	24	9	45	151	7	0	.271
Minor League - 5 years		4-14	5.44	76	59	0	0	0	223.1	229	145	135	40	4	91	284	27	0	.260

Career Postseason Pitching Record																			
Year	Team	W-L	ERA	G	GS	CG	SHO	SV	IP	H	R	ER	HR	HB	BB	SO	WP	BK	
2023	NLDS: LAD vs. ARI	0-0	4.50	2	0	0	0	0	2.0	1	1	1	1	0	2	2	0	0	
2024	NLDS: LAD vs. SD	0-0	27.00	1	0	0	0	0	0.1	1	1	1	1	0	0	1	0	0	
Postseason Totals		0-0	7.71	3	0	0	0	0	2.01	2	2	2	2	0	2	3	0	0	
LDS Totals		0-0	7.71	3	0	0	0	0	2.01	2	2	2	2	0	2	3	0	0	

Career Single-Game Bests

Low-Hit Complete Game:	---	Most Strikeouts:	10, July 30, 2023 vs. CIN
Most Innings Pitched Starter:	6.0, July 8, 2023 vs. LAA	Most Walks:	3, May 15, 2022 vs. PHI
Most Innings Pitched Reliever:	4.0, June 9, 2023 at PHI	Longest Winning Streak:	3 games, May 17- June 7, 2024
Most Earned Runs Allowed:	9, April 9, 2023 at AZ	Longest Losing Streak:	2 games, 3x, last, June 13 - September 17, 2024

Career Fielding Record							
Position	PCT	G	PO	A	E	TC	DP
Pitcher	.909	64	8	12	2	22	1

Career Transactions

• June 6, 2018: Drafted in the second round of the 2018 First Year Player Draft out of West Virginia University

Injured List

• August 6 - September 7, 2023 (right lat tightness)



Edgardo
HENRIQUEZ

RHP | 60

@edgardohenriquez2

Bats: Right **Throws:** Right

Height: 6-4 **Weight:** 200

Opening Day Age: 22

Born: June 24, 2002 in Cumana, Venezuela

Resides: Cumana, Venezuela

Acquired: Signed as an international free agent on Sept. 25, 2018

ML Service: 0.006

MLB Debut: September 24, 2024



Career Highlights

- * Hard-throwing 22-year-old enters his fifth season in the Dodgers organization
- * Venezuela native owns a 7-10 minor league record with a 4.05 ERA (69 ER/153.1 IP) in 88 games (30 starts) with 212 strikeouts against 99 walks...has held batters a .213 average
- * Called up to the Dodgers with six games left in the 2024 season, making his Major League debut on Sept. 24, 2024 vs. SD...gave up one hit and struck out two in 1.0 innings
- * Went 0-0 with a 2.70 ERA (1 ER/3.1 IP) in three outings with the Dodgers with five strikeouts
- * Appeared in three Postseason games in 2024 across the NLDS vs. SD and the NLCS vs. NYM, going 0-0 with a 7.20 ERA (4 ER/5.0 IP)...threw 2.0 scoreless innings in Game 4 of the NLCS, giving up two hits and one walk while striking out one
- * Earned his first professional win on July 17, 2019, tossing 1.0 perfect innings of relief and striking out two
- * Signed by the Dodgers to a minor league contract on September 25, 2018

Year-By-Year

2024

- Rose through four minor league levels during the season, combining to go 1-2 in 43 games (five starts) with a 2.72 ERA (16 ER/53.0 IP) with 88 strikeouts while holding batters to a .188 average
- Spent most of the minor league season with Double-A Tulsa, going 0-1 with a 3.06 ERA (6 ER/17.2 IP) in 16 outings with a 1.08 WHIP
- Called up to the Dodgers with six games left in the regular season, making his Major League debut on Sept. 24 vs. SD...gave up one hit and struck out two in 1.0 inning
- Went 0-0 with a 2.70 ERA (1 ER/3.1 IP) in three outings with the Dodgers with five strikeouts
- Appeared in three Postseason games across the NLDS vs. SD and the NLCS vs. NYM, tossing a 0-0 record with a 7.20 ERA (4 ER/5.0 IP)...threw 2.0 scoreless innings in Game 4 of the NLCS, giving up two hits and one walk while striking out one

2023

- Out for the whole season while recovering from Tommy John surgery

2022

- In an injury-shortened season, went 2-3 with a 4.54 ERA (18 ER/35.2 IP) in 14 games (13 starts) with 44 strikeouts against 18 walks
- Went on the 60-day injured list on August 19, underwent Tommy John surgery in the offseason

2021

- Played most of the season with Rookie-level ACL Dodgers, tossing a 2-3 record with a 4.13 ERA (15 ER/32.2 IP) with 47 strikeouts against 22 walks
- Made one start for Single-A Rancho Cucamonga, giving up three hits, four runs and two walks in 2.0 innings
- Named ACL Pitcher of the Week, going 1-0 in two scoreless outings, giving up one hit and one walk while

striking out three

2020

• Did not play due to the COVID-19 cancelled season

2019

• Spent the season with DSL Dodgers Bautista, going 2-2 with a 4.80 ERA (16 ER/30.0 IP) in 18 games (three starts) while holding batters to a .196 average

• Earned his first professional win on July 17, tossing 1.0 perfect innings of relief and striking out two

Personal

Edgardo Luis Henriquez...

Career Pitching Record																			
Year	Team	W-L	ERA	G	GS	CG	SHO	SV	IP	H	R	ER	HR	HB	BB	SO	WP	BK	AVG
2019	DSL Dodgers	2-2	4.80	18	3	0	0	0	30.0	21	22	16	0	4	28	30	11	0	.196
2021	ACL Dodgers	2-3	4.13	12	8	0	0	0	32.2	20	15	15	3	5	22	47	10	2	.179
	Rancho Cucamonga	0-0	18.00	1	1	0	0	0	2.0	3	4	4	0	0	2	3	2	0	.375
2022	Rancho Cucamonga	2-3	4.54	14	13	0	0	0	35.2	39	21	18	2	2	18	44	7	0	.275
2024	Rancho Cucamonga	0-0	1.74	5	5	0	0	0	10.1	4	2	2	0	1	6	21	2	2	.114
	Great Lakes	0-1	2.92	8	0	0	0	0	12.1	7	5	4	0	2	5	25	1	0	.156
	Tulsa	0-1	3.06	16	0	0	0	0	17.2	11	6	6	2	2	8	24	1	0	.183
	Oklahoma City	1-0	2.84	14	0	0	0	0	12.2	14	6	4	0	0	10	18	1	0	.275
	LOS ANGELES	0-0	2.70	3	0	0	0	1	3.1	2	1	1	0	0	2	5	1	0	.167
Major League- 1 years		0-0	2.70	3	0	0	0	1	3.1	2	1	1	0	0	2	5	1	0	.167
Dodger Totals- 1 year		0-0	2.70	3	0	0	0	1	3.1	2	1	1	0	0	2	5	1	0	.167
Minor League- 4 years		7-10	4.05	88	30	0	0	0	153.1	119	81	68	7	16	99	212	35	4	.213

Career Postseason Pitching Record																		
Year	Team	W-L	ERA	G	GS	CG	SHO	SV	IP	H	R	ER	HR	HBP	BB	SO	WP	BK
2024	NLDS: LAD vs. SD	0-0	27.00	1	0	0	0	0	1.0	4	3	3	2	0	0	1	0	0
	NLCS: LAD vs. NYM	0-0	2.25	2	0	0	0	0	4.0	4	1	1	0	0	3	2	0	0
Postseason Totals		0-0	7.20	3	0	0	0	0	5.0	8	4	4	2	0	3	3	0	0
LDS Totals		0-0	27.00	1	0	0	0	0	1.0	4	3	3	2	0	0	1	0	0
LCS Totals		0-0	2.25	2	0	0	0	0	4.0	4	1	1	0	0	3	2	0	0

Career Single-Game Bests																				
Low-Hit Complete Game:		---										Most Strikeouts:		2, 2x, last, September 29, 2024 at COL						
Most Innings Pitched Starter:		---										Most Walks:		1, 2x, last, September 29, 2024 at COL						
Most Innings Pitched Reliever:		11, September 27, 2024 at COL										Longest Winning Streak:		---						
Most Earned Runs Allowed:		1, September 27, 2024 at COL										Longest Losing Streak:		---						

Career Fielding Record							
Position	PCT	G	PO	A	E	TC	DP
Pitcher	.926	22	16	9	2	27	1

Career Transactions	Injured List
• September 25, 2018: Signed as an international free agent	• No injuries at the Major League level



Kiké
HERNÁNDEZ

1F/OF | 8

@kikehndez

Bats: Right Throws: Right

Height: 5-11 Weight: 195

Opening Day Age: 33

Born: August 24, 1991 in San Juan, Puerto Rico

Resides: Phoenix, AZ

Acquired: Signed a one-year contract on February 11, 2025

ML Service: 10.054

MLB Debut: July 1, 2014



Career Highlights

- * Versatile utility man owns a .238 career batting average with 120 home runs and 435 RBI in 1,183 games over 11 big league seasons with the Astros (2014), Marlins (2014) and Dodgers (2015-20, 2023-24) and Boston (2021-23)
- * Was traded twice during the 2014 calendar year, moving from the Astros to the Marlins on July 31 in a six-player deal and being acquired by the Dodgers on Dec. 10 in a seven-player swap
- * Made his Major League debut on July 1, 2014 with Houston vs. Seattle, knocking an RBI double off Dominic Leone in his first at-bat and going 2-for-2 after entering the game in the seventh inning
- * Belted his first big league homer, a solo shot off Chris Young, in his first start (at DH) on July 2, 2014
- * Was a member of Team Puerto Rico in the 2017 World Baseball Classic, and hit .267 (4-for-15) with one run, one triple and two RBI in six games
- * In seven minor league seasons in the Astros (2009-14), Marlins (2014) and Dodger (2015-16) organizations, has a .269 batting average with 30 steals, 40 home runs and 236 RBI in 544 games
- * Has appeared at every defensive position except for catcher at the Major League level, including 304 games at second base, 183 games at shortstop, 386 games at center field, 153 games at left field, 43 games at first base, 116 at third base, 79 at right field and 5 games as pitcher
- * Selected by the Astros in the sixth round of the 2009 First-Year Player Draft

Year-By-Year

2024

- In 126 games for the Dodgers, slashed .229/.281/.373 with 16 doubles, 12 triples and 42 RBI
- Had his best month in September, hitting .308 (16-for-52) in 20 games with three home runs and nine RBI
- Slashed .191/.258/.299 in 71 games before the All-Star Break compared to .274/.307/.458 in 55 games after the break
- Hit .294 (15-for-51) in 14 Postseason games with a triple, two home runs and six RBI...had his best game in Game 3 of the NLCS, going 2-for-5 with two runs, a home run and two RBI...clubbed a game-winning homer in Game 5 of the NLDS to help the Dodger advance to the NLCS

2023

- Played the first 86 games of the season with Boston, slashing .222/.279/.320 with 31 RBI
- Traded back to the Dodgers on July 25, hit .262 (44-for-168) with 12 doubles, five home runs and 30 RBI in 54 games
- Appeared in the most games for Boston and Los Angeles at second base, playing 64 games (54 GS) and 15 games (five starts) respectively
- Appeared in five games for Puerto Rico in the World Baseball Classic, slashing .300/.391/.400

Was even-keeled against righties and lefties, hitting .235 (76-for-323) and .239 (34-for-142) respectively... had his best month at the plate in August with Los Angeles, slashing .253/.310/.418 in 26 games with nine doubles, two home runs and 16 RBI...boasted four games where he went 3-for-5, including three out of four with Los Angeles...hit .260 with runners in scoring position

2022

- In 93 games for the Red Sox, hit .222 (80-for-361) with six HR, 45 RBI, and a .629 OPS
- Missed 60 games on the Injured List due to a right hip flexor strain from 6/8-8/15

- Primarily appeared in center field (80 G, 77 GS) while also spending time at second base (11 G, 10 GS) and shortstop (10 G, 4 GS)

Batted leadoff in 43 games while also hitting from the second (three), fourth (one), fifth (eight), sixth (five), seventh (17), eighth (12) and ninth (four) spots in the order...led Boston in AVG with RISP (.316, 31-for-98) (min. 100 PA with RISP)... on 9/6, agreed with BOS to a one-year contract extension through the 2023 season...hit .221 off righties and .224 off of lefties

2021

- In his first season with Boston, slashed .250/.337/.449 with a .786 OPS in 134 games

- Set career highs in hits (127), runs (84), doubles (35), XBH (58), walks (61), and at-bats (508)

- Made 93 starts in center field, 47 at second base and four at short stop and batted leadoff in 118 of his 144 starts

- In the 2021 Postseason, started each of the Sox' 11 games (10 in center field and one at second base)... Led MLB in XBH (10) and total bases (41) and was tied for the lead in HR (5, three others)...also ranked among leaders in AVG (5th, .408), SLG (3rd, .837), OPS (2nd, 1.260), hits (3rd, 20), doubles (T-2nd, 4), and runs scored (T-8th, 9)...recorded five hits in Game 2 of the ALDS at TB and four hits in Game 1 of the ALCS at HOU... Set the Red Sox record for most XBH in a single Postseason (10) and tied the record for most HR (5)

According to Baseball-Reference, was tied with Xander Bogaerts for the team lead in WAR (4.9)...posted a .286 AVG with a .901 OPS in the first inning (eight doubles, one triple, seven home runs)...hit 20+ HR for the second time in his career (21 in 2018)...ranked T-9th in the AL in doubles (35)...reached safely in 17 consecutive games from 6/26-7/17 and in 16 consecutive games from 8/8-26... made his sixth consecutive Opening Day roster (2016-21)...became the fourth player born in Puerto Rico to bat leadoff for the Red Sox in the team's season opener, joining Wil Cordero (1996), Luis Alicea (1995) and Juan Beniquez (1975)... hit his seventh career leadoff homer on Patriots' Day (4/19 vs. CWS)...is one of two Red Sox players with a leadoff HR on Patriots' Day, joining Ellis Burks in 1988 vs. TEX...hit a team-high nine home runs over 25 games from 6/20-7/21, after hitting 0 HR in his previous 23 games...Are his most HR in any 25-game span during his career...hit three leadoff HR in a span of five days: 6/27 vs. NYY (Gerrit Cole), 6/28 vs. KC (Danny Duffy), and 7/1 vs. KC (Kris Bubic)...become the 1st Red Sox player ever to hit three leadoff HR in a span of five days...had 10 consecutive hits go for extra bases from 7/9-23...became the first Red Sox player in the expansion era (1961-pres.) have 10 straight hits go for extra bases, all from the leadoff spot...prior to Hernández, the most recent Red Sox who had 10 consecutive hits go for extra bases were Jackie Bradley Jr. (2015), David Ortiz (2014), and J.D. Drew (2008)

2020

- In 48 games with the Dodgers, slashed .237/.304/.411 with eight doubles, one triple, five home runs and 20 RBI

- Versatile defenseman played 22 starts at second base, three in left base, three in right field, two in center field and two at short stop...also appeared in two games at first base and two at designated hitter

- Appeared in 17 postseason games (five starts) for the World Series champions...hit two HR in the NLCS against the Braves (Game 1 and Game 7)...In Game 7 of the NLCS, hit a game-tying, pinch-hit HR in the bottom of the 6th inning...it marked only the 2nd pinch-hit HR in a Game 7 of any series in postseason history (also Troy O'Leary, 2003 NLCS

On Opening Day (7/23 vs. SF), went 4-for-5 with a career-high 5 RBI, one HR, and two runs scored... became the first Dodger since Raul Mondesi (1999) to record 4+ hits and 4+ RBI on Opening Day (also Rick Monday, 1978)...over his last 15 games of the season (beginning 9/3), hit .279 with a .838 OPS (12-for-43, 4 2B, 2 HR)...with RISP, hit .344 (11-for-32) with three HR and 17 RBI

2019

- Slashed .237/.304/.411 with 57 runs, 19 doubles, a triple, 17 home runs and a career-high 64 RBI in 130 games

- Became the fifth Dodger to hit two homers on Opening Day, joining Roy Campanella (1954), Raul Mondesi (1995 and 1999), Yasmani Grandal (2017) and Joc Pederson (2019)...matched career-highs in homers (2) and runs scored (3) and marked his fourth career multi-homer game (last, 6/24/18 at NYM)

- Played the majority of the season at second base, where he posted a .980 fielding percentage (5 E/589.1 INN) across a career-high 85 games (63 starts) at the position...ranked 16th among all second basemen (min. 550 INN) in fielding percentage and second in the NL with eight total zone runs as a second baseman...turned in a perfect fielding mark across 43 games (28 starts) in the outfield, including 20 games in center field, 17 games in right and 10 games in left...saw action in 11 games (six starts) at shortstop with two starts at first and one at third

Hit his second career grand slam in the seventh inning on June 18 against San Francisco (last: September 26, 2014 at WAS) and tied a career-best four RBI...launched his first of two, three-run, pinch-hit homers on May 27 vs. New York (NL) and later, June 27 at Colorado, to mark his fifth and sixth career pinch-hit homers...notched a career high four hits and RBI, a piece, while matching a career-high in homers (2) for the second time this season on July 18 at Philadelphia...on Aug. 22 against Toronto, tabbed his first career walk-off hit with a RBI single in the ninth for the team's 12th walk-off victory and second in as many nights...finished the second half slashing .277/.345/.415 with 36 hits, nine doubles, three homers and 21 RBI over 44 games...from June 30 to Sept. 29, went 43-for-153 (.281) and collected a hit in 31 of 51 games, including 10 multi-hit performances with 15 extra-base knocks and 23 RBI...combined for eight doubles, four homers and 19 RBI at a .344/.412/.567 clip over 30 games between July and August...led the team in

average, OBP and ranked third in slugging, tied for fifth in doubles and seventh in homers and RBI (min. 30 G) during the span...appeared in three Postseason games and slashed .429/.500/1.000 with a trio of hits and RBI, including a pinch-hit double in Game 3 and home run in Game 5...placed on the 10-day injured list on July 29 with a left-hand sprain...made a rehab assignment with AZL Dodgers Mota and Lasorda from Aug. 16-17 before rejoining the club on Aug. 20

2018

- Set career-highs in games played (145), runs (67), hits (103), triples (3, tied w/ 2014), home runs (21), RBI (52), walks (50), stolen bases (3, tied w/ 2017) and extra-base hits (41) in his fourth season with Los Angeles...also posted a .256/.336/.470 slash line with 17 doubles
- Posted a combined .984 overall fielding percentage (5 E/961.0 INN)...according to STATS, LLC, he was the first Dodger in franchise history to play every position (not counting catcher) in a season and was one of three players in 2018 in the Major Leagues to play every position (not counting catcher)
- Finished the year slashing .349/.429/.548 with 26 runs, nine doubles, two triples, four homers and 15 RBI in his final 46 games after the beginning of August...during that span, his batting average ranked the third best in the Majors (min. 150 PA)...his .976 OPS ranked ninth in the Majors

Appeared defensively in center field (63 G, 44 GS - .989 FPCT), right field (19 G, 7 GS - 1.000 FPCT), left field (18 G, 5 GS - 1.000 FPCT), shortstop (22 G, 17 GS, .983 FPCT), second base (41 G, 22 GS, .989 FPCT), third base (9 G, 2 GS, .800 FPCT) and first base (8 G, 7 GS - 1.000 FPCT), while also making one pitching appearance...made his first career pitching appearance on July 24, 2018 at Philadelphia...posted a .260/.335/.445 slash line against left-handed pitchers, while slashing .252/.338/.495 against righties...hit 12 of 21 home runs against right-handed pitchers...at home, hit .287 with 10 doubles, one triple, 14 home runs, 29 RBI and a .916 OPS, compared to a .227 batting average on the road...his OPS at home ranked the 11th best in the National League among hitters with 200 or more plate appearances...appeared in 15 postseason games for the Dodgers, going 5-for-41 (.122) with three runs, two homers and three RBI

2017

- In his third season with the Dodgers, he set career-best marks in games (140), runs (46), hits (64), doubles (24), home runs (11), RBI (37), walks (41) and stolen bases (3)...posted a .215 batting average (.64-for-297), while 37 of his 64 hits this season were extra-base hits (24 2B, 2 3B, 11 HR)
- Appeared at every position except for pitcher and catcher, as he posted a combined .972 fielding percentage (6 E/682.2 IP)...played 34 games (16 GS - .977 fielding pct.) in center field, 28 games (12 GS - 1.000) in left field, 18 games (15 GS - 1.000) in right field, 24 games (16 GS - .959) at shortstop, 14 games (8 GS - .955) at third base, nine games (2 GS - .941) at second base and three games (2 GS - 1.000) at first base...according to STATS, LLC, he is the first Dodger in franchise history to make at least two starts at every position but pitcher and catcher
- Posted a .270 (41-for-152)/.367/.579 slashline with 13 doubles, two triples, 10 home runs and 27 RBI against left-handed pitchers...finished the season with the 11th best slugging percentage and 15th best OPS against left-handers in the National League

Belted a career-high tying two home runs on July 16 at Chicago-AL, recording his second career multi-homer game (also: April 15, 2016 vs. SF)...in 13 Postseason games, he slashed .320 (8-for-25)/.452/.720 with three home runs and eight RBI...stroked his first three career Postseason home runs in Game 5 of the NLCS against the Cubs, becoming the first Dodger to belt three homers in a single Postseason game and just the 11th Dodger to record a multi-homer game in a Postseason contest...stroked a grand slam in the third inning, becoming just the fourth Dodger in franchise history to hit a grand slam in a Postseason game, joining James Loney (2008 NLDS, G1), Ron Cey (1977 NLCS, Game 1) and Dusty Baker (1977 NLCS, Game 2)...according to Elias, he is also just the fifth player in big league history to hit three homers in a series-clinching Postseason win, joining Babe Ruth (1928 World Series), Reggie Jackson (1977 World Series), Adam Kennedy (2002 ALCS), and Adrian Beltre (2011 ALDS)...drove in seven runs in that game, which is a new single-game record for a League Championship Series contest and also tied Troy O'Leary (1999 ALDS) for the most in a series-clincher (source: Elias Sports Bureau)...prior to the beginning of the season, he joined Team Puerto Rico in the 2017 World Baseball Classic, going 4-for-15 (.267) with one run, one triple and two RBI in six games...the team lost in the finals at Dodger Stadium against Team U.S.A

2016

- Batted .190 with eight doubles, seven home runs and 18 RBI in 109 games with Los Angeles
- Posted a combined .982 fielding percentage, appearing in games at left field (41 G, 22 GS), center field (22 G, 16 GS), right field (7 G, 1 GS), third base (5 GS, 1 GS), second (11 GS, 5G) and shortstop (2 G, 1 GS)...recorded four outfield assists this season
- Registered his first career multi-home run game on April 15 against the Giants, slugging his first career leadoff home run in the first inning and a solo shot in the third, both off of Madison Bumgarner...also drove in a career-high four RBI in that game
- Placed on the DL with a left ribcage inflammation from June 29-July 31, missing 26 games

2015

- Led the Majors (min. 75 AB) in batting average (.423), on-base percentage (.471) and slugging percentage (.744) against left-handed pitchers, going 33-for-78 with nine doubles, two triples, four homers and 16 RBI
- Appeared in 76 games in his first season with the Dodgers, batting .307 with seven homers and 22 RBI
- Saw his first postseason action and started four NLDS games against the Mets, going 4-for-13 (.308) with

a stolen base and three runs scored

2014

• Saw his first big league action, appearing in 42 games with the Marlins and Astros...also combined to hit .319 with 11 home runs and 42 RBI in 98 games in the minors with Double-A Corpus Christi, Triple-A Oklahoma City and Triple-A New Orleans

• Selected to Major League roster on July 1 by Houston and made MLB debut that night vs. Seattle, knocking an RBI double off Dominic Leone in his first at-bat and went 2-for-2 after entering the game in the seventh inning as a defensive replacement

Blasted his first homer, a solo shot off Chris Young, in his first start (at DH) on July 2...traded by the Astros with Austin Wates and Jarred Cosart to the Miami for Francis Martes, Colin Moran, Jake Marisnick and 2015 compensation draft pick on July 31...blasted his first grand slam in the ninth inning of the second game of the Marlins' Sept. 26 doubleheader at Washington off Nats reliever Craig Stammen...acquired by Los Angeles from Miami with LHP Andrew Heaney, C Austin Barnes and RHP Chris Hatcher in exchange for IF Dee Gordon, RHP Dan Haren, IF Miguel Rojas and cash on Dec. 10

2013

• Spent entire 2013 campaign with Double-A Corpus Christi in Houston system, batting .236 in 116 games

2012

• Spent most of 2012 with Single-A Lancaster (100 games) before being promoted to Double-A Corpus Christi on August 10 for final 23 games of season

2011

• Appeared in just 62 games with Single-A Lexington to two stints on disabled list for right ankle sprains from April 17 to May 13, and again from July 28 through end of season

• Showed his versatility in the field, appearing in games at second base (12), third base (4), shortstop (3) and left field (32)

2010

• Spent the entire season with Short-Season A Tri-City, batting .280 with 18 doubles, three homers and 33 RBI in 60 games...season was cut short on August 28 by trip to disabled list for right ankle sprain

2009

• Named Gulf Coast League Astros Team MVP, hitting .295 with a homer and 27 RBI in 53 games in his first professional season

PERSONAL

Enrique J. (Kiké) Hernández...nickname pronounced KEE-kay...married to Mariana...they had their first child, Penélope Isabel, on 1/15/21...attended American Military Academy in Puerto Rico...appeared as himself in an episode of the popular soap opera "The Bold and The Beautiful" on Sept. 12, 2016...selected by the Astros in the sixth round of the 2009 First-Year Player Draft.

Career Batting Record																					
Year	Team	AVG	G	AB	R	H	2B	3B	HR	RBI	SH	SF	HBP	BB	SO	SB	CS	OBP	SLG	E	
2009	GCL Astros	.295	53	207	35	61	12	3	1	27	2	2	4	10	28	8	2	.336	.396	16	
2010	Tri-City	.280	60	246	31	69	18	1	3	33	1	2	2	14	35	3	0	.322	.398	7	
2011	Lexington	.247	62	215	30	53	11	0	2	17	3	0	0	31	33	0	2	.341	.326	6	
2012	Corpus Christi	.247	23	81	7	20	2	0	1	3	1	0	2	4	9	2	2	.299	.309	2	
	Lancaster	.275	100	378	52	104	25	7	5	49	5	3	3	22	43	4	2	.318	.418	15	
2013	Corpus Christi	.236	116	437	53	103	18	2	13	46	5	2	5	34	70	5	3	.297	.375	16	
2014	HOUSTON	.284	24	81	10	23	4	2	1	8	0	0	0	8	11	0	0	.348	.420	2	
	MIAMI	.175	18	40	3	7	2	1	2	6	0	0	0	1	4	10	0	.267	.425	0	
	New Orleans	.250	21	72	8	18	5	0	2	6	0	1	1	10	13	0	1	.345	.403	0	
	Oklahoma City	.337	67	264	41	89	17	2	8	31	2	3	2	18	25	6	5	.380	.508	8	
	Corpus Christi	.325	10	40	9	13	3	0	1	5	0	0	0	3	3	0	0	.372	.475	0	
2015	LOS ANGELES	.307	76	202	24	62	12	2	7	22	1	2	2	11	46	0	2	.346	.490	3	
	Oklahoma City	.169	16	59	6	10	2	0	1	9	0	1	0	4	14	1	0	.219	.254	1	
2016	LOS ANGELES	.190	109	216	25	41	8	0	7	18	0	0	0	28	64	2	0	.283	.324	2	
	Tulsa	.000	2	8	0	0	0	0	0	0	0	0	0	1	3	0	0	.111	.000	0	
	Rancho Cucamonga	.375	2	8	2	3	1	0	0	0	0	0	0	2	3	1	0	.500	.500	0	
	AZL Dodgers	.000	2	0	0	0	0	0	0	0	0	0	0	0	0	0	0	.000	.000	0	
2017	LOS ANGELES	.215	140	297	46	64	24	2	11	37	1	3	0	41	80	3	0	.308	.421	6	
2018	LOS ANGELES	.256	145	402	67	103	17	3	21	52	4	5	1	50	78	3	0	.336	.470	5	
2019	LOS ANGELES	.237	130	414	57	98	19	1	17	64	0	4	6	36	97	4	0	.304	.411	6	
2020	LOS ANGELES	.230	48	139	20	32	8	1	5	20	0	1	2	6	31	0	1	.270	.410	5	
2021	BOSTON	.250	134	508	84	127	35	3	20	60	0	7	9	61	110	1	0	.337	.449	8	
2022	BOSTON	.222	93	361	48	80	24	0	6	45	0	4	3	34	71	0	2	.291	.338	0	
2023	BOSTON	.222	86	297	38	66	11	0	6	31	0	2	2	22	68	3	1	.279	.320	15	
	LOS ANGELES	.262	54	168	19	44	12	0	5	30	0	4	1	12	29	1	0	.308	.423	3	
2024	LOS ANGELES	.229	126	362	44	83	16	0	12	42	1	3	0	27	77	0	0	.281	.373	10	
Major League - 11 years		.238	1183	3487	485	830	192	15	120	435	7	35	27	340	772	17	6	.308	.405	65	
Dodgers Totals - 8 years		.240	828	2200	302	527	116	9	85	285	7	22	12	211	502	13	3	.307	.416	44	
Minor League-8 years		.268	534	2023	274	543	114	15	37	226	19	14	19	153	279	30	17	.324	.394	71	

Career Postseason Batting Record																			
Year	Team	AVG	G	AB	R	H	2B	3B	HR	RBI	SH	SF	HP	BB	SO	SB	CS	OBP	SLG
2015	NLDS: LA vs. NYM	.308	4	13	3	4	0	0	0	0	0	0	0	2	4	1	0	.400	.708
2016	NLCS: LA vs. ChC	.000	6	8	0	0	0	0	0	0	0	0	0	3	2	0	0	.273	.000
2017	NLDS: LA vs. ARI	.333	3	3	1	1	1	0	0	0	0	0	0	1	0	0	0	.500	.667
	NLCS: LA vs. ChC	.444	4	9	3	4	0	0	3	7	0	0	0	2	1	0	1	.545	1.444
2018	WS: LA vs. HOU	.231	6	13	2	3	0	0	0	1	0	0	1	2	3	0	0	.375	.231
	NLDS: LA vs. ATL	.167	4	12	2	2	0	0	1	1	0	0	0	3	2	2	0	.333	.417
	NLCS: LA vs. MIL	.071	6	14	0	0	0	0	0	0	0	0	0	2	8	0	1	.188	.071
	WS: LA vs. BOS	.133	5	15	1	2	0	0	1	2	0	0	0	0	4	0	0	.133	.333
2019	NLDS: LA vs. WAS	.429	3	7	2	3	1	0	1	3	0	0	0	1	2	0	0	.500	1.000
2020	NLWC: LAD vs. MIL	.000	2	0	0	0	0	0	0	0	0	0	0	0	0	0	0	.000	.000
	NLDS: LAD vs. SD	.000	3	5	0	0	0	0	0	0	0	0	1	0	3	0	0	.167	.000
	NLCS: LAD vs. ATL	.308	6	13	2	4	0	0	2	2	0	0	0	1	2	0	0	.357	.769
2021	ALWC: BOS vs. NYY	.333	1	3	1	1	0	0	0	0	0	0	0	1	0	0	0	.500	.333
	ALDS: BOS vs. TB	.450	4	20	4	9	3	0	2	6	0	1	0	0	2	0	0	.429	.900
	ALCS: BOS vs. HOU	.385	6	26	4	10	1	1	3	3	0	0	1	0	4	0	0	.407	.846
2023	NLDS: LAD vs. ARI	.375	3	8	0	3	0	0	0	2	0	0	0	0	0	0	0	.375	.375
2024	NLDS: LAD vs. SD	.333	3	9	2	3	0	0	1	1	0	0	0	0	2	0	0	.333	.667
	NLCS: LAD vs. NYM	.292	6	24	6	7	0	0	1	4	0	0	1	3	6	0	0	.393	.417
	WS: LAD vs. NYY	.278	5	18	3	5	0	1	0	1	1	0	0	1	3	0	1	.316	.389
Postseason Totals		.278	86	86	37	64	7	2	15	35	1	1	4	23	51	3	3	.353	.522
WC Totals		.333	3	3	1	1	0	0	0	0	0	0	0	1	0	0	0	.500	.333
LDS Totals		.325	27	77	14	25	5	0	5	13	0	1	1	7	15	3	0	.384	.584
LCS Totals		.277	34	94	15	26	1	1	9	16	0	0	2	11	23	0	2	.364	.596
WS Totals		.214	22	56	7	12	1	1	1	6	1	0	1	4	13	0	1	.279	.321

Career Single-Game Best			
Most Hits:	4, 4x, last, Sept. 10, 2022 at BAL	Most Stolen Bases:	2, June 20, 2019 vs SF
Most RBI:	5, Sept. 15, 2020 vs. SFG	Most Walks:	3, 4x, last, July 27, 2024 at HOU
Most Home Runs:	2, 6x, last, July 19, 2021 at TOR	Longest Hitting Streak:	10 games, (2x), last, May 20-29, 2022
Most Runs Scored:	4, 2x, last, Sept. 18, 2022 vs. KC	Grand Slams:	1 (2x), last: June 18, 2019 vs. SF (Gott)

Career Fielding Record							
Position	PCT	G	PO	A	E	TC	DP
First Base	1.000	43	167	11	0	178	13
Second Base	.978	304	359	534	20	913	122
Third Base	.934	116	56	156	15	227	19
Shortstop	.961	183	175	348	21	544	67
Right Field	1.000	79	69	2	0	71	1
Left Field	.994	153	156	9	1	166	3
Center Field	.989	386	677	14	8	699	9

Career Transactions
<ul style="list-style-type: none"> • June 9, 2009: Drafted by the Houston Astros in the 6th round of the 2009 amateur draft. Player signed June 16, 2009. • July 31, 2014: Traded by the Houston Astros with Austin Wates (minors) and Jarred Cosart to the Miami Marlins for Jake Marisnick, Francis Martes, Colin Moran and 2015 competitive balance round A pick. • December 11, 2014: Traded by the Miami Marlins with Austin Barnes, Chris Hatcher and Andrew Heaney to the Los Angeles Dodgers for Dee Gordon, Dan Haren, Miguel Rojas and cash. • February 2, 2021: Signed as a Free Agent with the Boston Red Sox. • July 25, 2023: Traded by the Boston Red Sox to the Los Angeles Dodgers for Justin Hagenman (minors) and Nick Robertson. • February 8, 2024: Signed with the Los Angeles Dodgers to a one-year contract. • February 11, 2025: Signed with the Los Angeles Dodgers to a one-year contract.

Injured List
<ul style="list-style-type: none"> • July 23, 2013-conclusion of the season (left quad strain) • Aug. 31-Sept. 28, 2015 (left hamstring strain) • June 29-July 31, 2016 (left ribcage inflammation) • July 29-August 20, 2019 (left hand sprain) • May 7 - August 17 2021 (undisclosed) • August 27 - September 7, 2021 (undisclosed) • June 8 - August 16, 2022 (right hip flexor strain)



Teoscar
HERNÁNDEZ

OF | 37

@elchino242

Bats: Right **Throws:** Right

Height: 6-2 **Weight:** 215

Opening Day Age: 32

Born: October 15, 1992 in Cotui, Dominican Republic

Resides: Tampa Bay, FL

Acquired: Signed a three-year contract on January 12, 2025

ML Service: 7.097

MLB Debut: August 12, 2016



All-Star
(2: 2021, 2024)



Silver Slugger
(3: 2020-21, 2024)

Career Highlights

- * Three-time Silver Slugger returns to the Dodgers after signing a three-year deal to return on January 3
- * Has played eight Major League seasons with the Houston Astros (2016-2017), Toronto Blue Jays (2017-2022), Seattle Mariners (2023) and Los Angeles-NL (2024)
- * Owns a career Major League slashline of .263/.320/.488 with a .808 OPS, amassing 192 career homers and 572 RBI in 965 games
- * Became the first player in Dodger franchise history to win the T-Mobile Home Run Derby after swatting 49 homers to beat Bobby Witt Jr. in the finals
- * Named to his second All-Star team and third Silver Slugger in 2024 after setting a career-high in home runs with 33
- * Made his Major League debut with the Astros on Aug. 12, 2016 against Toronto where he went 2-for-4 with a walk and a solo homer off of Francisco Liriano for his first Major League hit...became the fifth player in franchise history to homer in his first Major League game joining Jon Singleton (6/3/14 vs. LAA), Mark Saccomanno (9/8/08 vs. PIT), Dave Matranga (6/27/03 vs. TEX) and Ken Caminiti (7/16/87 vs. PHI)
- * Had his best season in the Majors with Toronto, slashing .296/.346/.524 with career-best in hits (163), runs (92), homers (32), RBI (112) and stolen bases (12). He made his first All-Star Game in Colorado after hitting .297 with 11 homers and 48 RBI prior to the break. He went on to win his second straight Louisville Silver Slugger award (other; 2020) and finished 19th in the American League Most Valuable Player voting
- * Garnered many awards in his time with Toronto including Blue Jays Most Improved Player (2020), Blue Jays Most Valuable Player (2020), American League Silver Slugger (2020, 2021), American League All-Star (2021), American League Player of the Week (August 15, 2021) and All-MLB Second Team (2021)
- * Originally signed by the Houston Astros on February 17, 2011 as an amateur international free agent

Year-By-Year

2024

- In his first season with the Dodgers, slashed .272/.339/.501 in 154 games with 33 home runs and 99 RBI... the home runs were a career-high and the RBI were his most since 2021
- Voted to his second All-Star team (first in the NL) after hitting .261 (95-for-364)...was a starting outfielder and went 0-for-2
- Became the first player in franchise history to win the T-Mobile Home Run Derby after swatting 49 homers to beat Bobby Witt Jr. in the finals...had his best month in July, slashing .301/.375/.473 in 24 games with four home runs and 14 RBI
- Blasted a multi-homer game on June 8 at NYY, including a grand slam, finishing the day 2-for-4 with two runs, six RBI, a walk and a stolen base
- Hit .250 (15-for-60) in 16 Postseason games with three home runs and 12 RBI, including a grand slam in Game 3 of the NLDS vs. SD
- Won his third Silver Slugger Award while also being named to the All-MLB Second Team

2023

- Traded to the Seattle Mariners on November 16, 2022, where he batted .258 with 26 homers and 93 RBI in 160 games
- Finished among team leaders in batting average (3rd), homers (3rd), RBI (3rd), slugging percentage (4th),

.435), extra-base hits (2nd, 57), total bases (2nd, 272) and hits (2nd, 161) while recording a .989 fielding percentage with 12 assists in 1160.1 innings

* Recorded a .989 fielding percentage over 135 games (131 starts) at right field, committing only three errors over 264 total chances in 1160.1 innings

Slashed .287/.307/.510 against lefties last season, notching seven homers while driving in 27 batters...had his best month in August, slashing .365/.396/.654 with a 1.050 OPS in 26 games...smashed a five-hit game on Aug. 15, finishing the day 5-for-5 with a run, a double, a home run and three RBI...recorded a 17 game hitting streak from August 21 to September 8, going .386 (27-for-70) with three doubles, seven home runs and 20 RBI

2022

• Hit .267 (133-for-499) with 71 runs, 35 doubles, one triple, 25 home runs, 77 RBI and 34 walks over 131 games in his last season with Toronto

• Was one of two players in the Majors with at least 35 doubles and 25 home runs, along with outfielder Mookie Betts

* Recorded a .983 fielding percentage in 117 games at right field (115 starts)...committed four errors over 241 total chances in 966.2 innings

* One of three players to rank in the 95th percentile in hard-hit percentage and 80th percentile in sprint speed via Baseball Savant including Julio Rodríguez-SEA and Mike Trout-LAA.

• Homered against the Mariners twice in Game 2 of the Wild Card Series at the Rogers Centre...finished the series 2-for-8 in two games with three runs and four RBI

Hit .265 with 12 home runs, 30 extra-base hits and 125 total bases in the first half of the season, while hitting .268 with 13 home runs, 31 extra-base hits and 120 total bases in the second half...smashed .325 (38-for-117) with 11 home runs and 26 RBI with a 1.147 OPS in 152 plate appearances when ahead in the count...hit .327 (35-for-107) with six home runs and 20 RBI in 27 June games...spent time on the 10-day Injured List from April 14-May 6 with a left oblique strain

2021

• Ranked third in MLB with 116 RBI and finished seventh in the AL with a .296 average while setting career-highs in runs (92), hits (163), AVG (.296), OBP (.346), home runs (32) and RBI (116)

• On Opening Day, April 1 at NYY, hit Toronto's first home run of the season, a 437-foot blast off of RHP Gerrit Cole...finished 3-for-4 to become the 13th player (15th time) in team history with three hits and a homer on Opening Day

• Named an All-Star for the first time in his career...in the game he doubled and scored a run (1-for-2) while starting in left field

• Named AL Player of the Week for Aug. 9-15, his first career Player of the Week award, after he hit .500 (14-for-28) with eight runs, two doubles, two homers, and 10 RBI (1.393 OPS)

*Recorded an MLB-high 68 RBI on the road, third most in Blue Jays history (George Bell - 78 in 1987, Carlos Delgado - 76 in 1999)

* Launched his 32nd bomb on Oct. 2 vs. BAL, marking his 300th career RBI

Made All-MLB Second Team after the season...placed on the COVID-related IL on April 9 following exposure to a close contact positive COVID-19 case...activated on April 30...went deep twice May 12 at ATL for his 10th career multi-homer game (last: Aug. 14, 2020 vs. TB...on paternity list from June 17-20... returned to the team after the birth of his son, Mateo Javier...drilled a pair of two-run bombs July 24 at NYM, bringing his season total to 15, marking his third multi-homer game of the year (12th career)...hit his 16th longball of the year in the 2nd inning on July 30 vs. KC, the first homer at Rogers Centre since Breyvic Valera's longball on Sept. 29, 2019, vs. TB...homered in four straight games in Toronto, dating back to 2019...crushed his first career grand slam in the fifth inning Aug. 11, at LAA, part of a 2-for-5 game...homered in consecutive games for the third time this season (13th career)...hit his 26th home run in Game 2 on Sept. 11 at BAL, tying his career-high set in 2019... drilled his 2nd career grand slam on Sept. 12 at BAL, going 2-for-3 with five RBI...went 5-for-5 on Sept. 13 vs. TB, his first career five-hit game...reached the 30-home run plateau for the first time in his career on Sept. 23 at MIN...finished 19th in the American League Most Valuable Player voting

2020

• Completed his first complete Major League season with a .289/.340/.579 slashline and a .919 OPS with seven doubles, 16 home runs and 34 RBI in 50 games

• Won a Silver Slugger Award in right field, becoming the first Blue Jay to claim one since Josh Donaldson in 2016, and the first Toronto outfielder to do so since Jose Bautista in 2014

• Among AL hitters, ranked T-5th in home runs (16), 7th in slugging (.579), 7th in OPS (.919), T-9th in total bases (110) and T-16th in extra-base hits (23)...his 11.88 AB/HR rate was 4th highest in the AL (T-6th in MLB)

• Tied with Alex Verdugo for 1st in the Majors with seven outfield assists

• Nominated for the Hank Aaron Award as Toronto's top hitter, one of seven AL batters to receive such a nod

• Notched his 10th home run on Aug. 23 at TB, joining Carlos Delgado (2001) as the only batters in club

history to hit 10 home runs in the team's first 26 games of a season

- Made his postseason debut in Game 1 of the ALWC at TB and reached base on a walk...singled in Game 2 for his 1st career playoff hit

Named to The Sporting News AL All-Star team...his .416 average on fastballs was fifth highest in MLB (4th in the AL), while his .650 average when ahead in the count led the Majors...put together a then career-high 10-game hitting streak from Sept. 17, 2019-July 14, 2020, going 13-for-37 (.351) with four doubles, one triple, four homers and 11 RBI over that span (.838 SLG)...hit a pair of solo homers on July 30 vs. WAS, becoming the 1st player in 2020 with two multi-HR games...belted his team-leading fifth home run on Aug. 12 vs. MIA...the 466-foot blast was the longest of his career (450 feet on July 29, 2019 at KC)...recorded a career-best 15-game hitting streak from Aug. 20 (G1)-Sept. 3, the longest hitting streak by a Blue Jay in 2020 and the 4th longest in the AL (T-7th in MLB) going 19-for-52 (.365) with 14 runs scored, a double, six home runs and 11 RBI (1.190 OPS) over that stretch...hit his eighth home run, his sixth vs. an NL team, during Game 2 of a doubleheader on Aug. 20 vs. PHI...slugged a solo shot on Aug. 21 at TB, homering in consecutive games for the second time in 2020 and the 10th time in his career...hit his 12th home run on Aug. 28 vs. BAL to tie José Abreu for the AL lead at the time...went 2-for-5 on Aug. 30 vs. BAL, including the walk-off two-RBI single in the 9th...gave Toronto a 5-2 lead with a three-run homer in the 10th inning on Sept. 3 at BOS, his second career extra-inning homer (also July 27, 2017 vs. TB)...belted his 14th home run on Sept. 5 at BOS, moving into a temporary tie for the MLB lead (Mike Trout hit his 15th later in the night), becoming the second player in club history with 14 homers in the team's first 39 games of a season, joining Carlos Delgado (16 in 2001)...placed on the injured list with a left oblique strain from Sept. 6-15...among AL hitters at the time of his injury, ranked tied for second in home runs (14), 3rd in SLG (.637), 3rd in OPS (.995), 3rd in total bases (93), T-5th in hits (45), T-7th in extra-base hits (20) and 12th in average (.308)...in Game 2 of a doubleheader on Sept. 18 at PHI, hit his first home run since his IL stint, becoming the 10th MLB player to reach the 15-homer mark...connected for his 16th home run on Sept. 20 at PHI, tying him for 3rd most in MLB at the time

2019

- Set career highs in home runs (26), RBI (65), walks (45) and stolen bases (6) in his third season with Toronto...finished the season with a .230/.306/.472 slashline with a .778 OPS in 125 games

- Posted a .961 OPS over his last 59 contests (11-2B, 1-3B, 18 HR, 38 RBI), 13th best in the AL during that span

- Optioned to Triple-A Buffalo on May 16...hit .253 (19-for-75) with six extra-base hits and 11 RBI in 19 games for the Bisons (.793 OPS) before being recalled on June 5

Hit his first home run of the season on April 15 at MIN, a three-run blast to give the Jays a 5-3 win, his 13th go-ahead home run of his career (35th overall)...on April 16 at MIN, ended the game for a 6-5 win with an outfield assist, his second of the night, marking his second career game with multiple assists (also May 3, 2018 at CLE) and the eighth time in franchise history that a runner was thrown out at home to seal a victory (last: Aug. 13, 2012 vs. TB)...homered twice on June 16 at HOU, marking his third career multi-HR game, also doing so twice in September of 2017...belted two homers on July 17 at BOS for his fourth career multi-HR game...also homered in consecutive games for the 6th time in his career...on July 27 vs. TB, followed up a Brandon Drury blast with one of his own for Toronto's 8th set of back-to-back homers...notched his 8th home run of the month on July 29 at KC to tie a career high (also Sept., 2017)...recorded his 6th career multi-HR game and team-leading 4th multi-HR effort of the season on Aug. 9 vs. NYY...his four multi-homer games in 2019 tied for 9th most among AL hitters...hit his 18th home run of the season and his 4th go-ahead blast on Aug. 10 vs. NYY...homered in consecutive games for the seventh time in his career and second time in the season...connected for his 19th home run on Aug. 13 vs. TEX, giving him 15 home runs in 43 games since June 16, tied for 5th most in the AL over that stretch...set a new career high with his 23rd homer (22 in 2018) on Sept. 18 at BAL...drove in three runs to bring his season total to 58 RBI, also a new high (57 in 2018)...extended his career high in home runs to 24 with a two-run shot on Sept. 27 vs. TB...reached the 25-HR mark for the first time

2018

- Was assigned to Triple-A Buffalo to start the season...recalled to the Blue Jays from the Bisons on April 13 and made his season debut that night in Cleveland, going 2-for-5 with two doubles and two RBI

- Had 58 of his 114 hits with Toronto go for extra bases (29 doubles, seven triples, 22 home runs)...his 50.9% extra base hit rate was seventh highest in MLB

- Finished his season with Toronto slashing .239/.302/.468 with a .770 OPS

- Only spent four games with Triple-A Buffalo, hitting .278 (5-for-18) with a double, two home runs and three RBI

Slugged .711 on inside pitches, 2nd best in MLB (MLB avg: .451) ... His seven triples were the most by a Blue Jay since Alex Rios had eight in 2008...finished second on the team with 223 total bases (Justin Smoak-231)...recorded 11 outfield assists, third most in the AL (Andrew Benintendi-12, Mitch Haniger-12)...went 4-for-6 on April 18 vs. KC for his 1st career four-hit game...on April 22 at NYY, belted the third home run in his last five games, and was his 30th RBI since joining the Jays on Sept. 1, 2017, the most on the team over that time...connected for his 4th home run of the year on April 29 vs. TEX...hit 12 home runs in his first 40 games as a Blue Jay - tied for 2nd most in team history (Tony Batista-13, Troy Glaus-12)...put together a career-long nine-game hitting streak from April 25-May 3 (G1)...on May 9 vs. SEA, hit his sixth home run and also singled and doubled, leading off the first, fourth and sixth innings with a hit, marking

his fourth career 3+ hit effort and his second of the season (4H on April 18 vs. KC)...notched his 9th home run of the season on June 5 vs. NYY to mark a new career high (eight in 2017)...had a four-game RBI streak (6 RBI) from June 8-11, his longest of the season and the second longest of his career (6G: Sept. 22-27, 2017)...on June 9 vs. BAL, hit his fifth triple of the season in his 190th at-bat, matching the team's entire total from 2017 (5,499 AB)...tied a career high with four hits on Aug. 3 at SEA (also April 18 vs. KC), including three doubles for his first career extra base hit game

2017

- Started the year with Triple-A Fresno...was called up to Houston on April 25 and made his season debut as a defensive replacement in right field (no at-bats), but was placed on the DL the next day with a bruised left knee ...

- Came off the DL on May 14 and was sent to Fresno where he hit .279 with 20-2B, 3-3B and 12-HR over 79 games

- Acquired by Toronto from the Astros with OF Norichika Aoki in exchange for LHP Francisco Liriano on July 31 and assigned to Triple-A Buffalo where he hit .221 in 25 games (6-HR, 22-RBI, 4-SB, .811 OPS)

- Recalled from Triple-A Buffalo on Sept. 1 and made his Toronto debut that night in Baltimore (1-for-4, 2B, BB)

- Went 23-for-88 (.261) with 16-R, 6-2B, 8-HR, 20-RBI and 6-BB in 26 games as a Blue Jay (.305 OBP, .908 OPS)

Went 3-for-4 with two home runs and five RBI on Sept. 10 vs. DET, his 1st career multi-homer game, becoming the fourth Toronto rookie all-time with at least two home runs and five RBI in a game, the others were Carlos Delgado (April 11, 1994 at OAK), Felipe Lopez (Sept. 4, 2001 vs. NYY), and J.P. Arencibia (April 1, 2011 vs. MIN)...became the 13th rookie in Blue Jays history to collect 5-RBI in a game (last: Anthony Gose on Sept. 8, 2012 at BOS)...put together a six-game RBI streak from Sept. 22-27, the longest by a Blue Jay in 2017, hitting .346 (9-for-26) with a double, six home runs and 11 RBI over that span...homered for the 3rd consecutive game on Sept. 24 vs. NYY, becoming the 1st Toronto rookie all-time to do so...recorded his 2nd career multi-HR game on Sept. 26 at BOS...became the 1st Toronto rookie all-time to record two multi-HR games in a single month and the 8th different Toronto rookie to record two multi-HR games in a season (last: Arencibia - 2011)...hit a two-run home run with two outs in the 9th on Sept. 27 at BOS, marking his third consecutive first-pitch HR...extended his Blue Jays rookie-record HR total for September to eight, which tied for the 2nd-most by a Toronto rookie in any month in club history (Cruz Jr.-9 in August, 1997; Delgado-8 in April, 1994)...drove in his 19th and 20th runs of September, setting a new record for the most RBI in September by a Blue Jays rookie (Josh Phelps-19 in 2002)

2016

- Posted a .420 slugging percentage in what was his first Major League season, playing 41 games and hitting .230 (11-for-100)...11 of his 23 hits went for extra bases (seven doubles and four homers)

- His slugging percentage ranked 10th among AL rookies with at least 40 games played...made 38 appearances and 28 starts in the outfield for the Astros this season...made 13 starts in left field, 10 in center field and five in right field

- Had his contract selected by the Astros on Aug. 12, where he remained through the end of the season...went 2-for-4 with a walk and a solo homer off of Francisco Liriano for his first Major League hit...became the fifth player in franchise history to homer in his first Major League game joining Jon Singleton (6/3/14 vs. LAA), Mark Saccomanno (9/8/08 vs. PIT), Dave Matranga (6/27/03 vs. TEX) and Ken Caminiti (7/16/87 vs. PHI)...broke up Carlos Martinez's no-hit bid with a double down the LF line to lead off the 6th inning on Aug. 17 vs. STL...was his first career double

- Split his 2016 minor league season at the Double-A Corpus Christi and Triple-A Fresno, combining to hit .307 (130-for-423) with 28 doubles, 10 home runs, 53 RBI and a .377 OBP in 107 games en route to being named a MiLB.com Organization All-Star

- Opened his season with Double A Corpus Christi and was named a Midseason and Postseason Texas League All-Star for his work with the Hooks...was with Double-A Corpus Christi for 69 games before being promoted to Triple A Fresno on June 30...was with Triple-A Fresno for only 38 games

Became the fifth player in Astros history to post three HR within his first 10 games in the Majors, joining J.D. Martinez (4), Tyler White, Carlos Correa and Jon Singleton, also joined Joe Morgan as the only players in franchise history to record a three walk contest within a player's first nine career games in the Majors...recorded a career-high three hits on Aug. 19 at BAL and also recorded three RBI and three runs scored (became only one of nine rookies in franchise to record these numbers in a single game...the last to do so was Carlos Correa, who accomplished this three times in 2015...finished the season riding a career long four-game hitting streak from Sept. 28- Oct. 2...played his last 38 minor league games at Triple A Fresno, hitting .313 (45-for-144)

2015

- Entered the season ranked as the Astros No. 9 prospect by Baseball America

- Had a down year in a full season at Double-A Corpus Christi, hitting .219 (103-for-470) with 17 homers and 48 RBI

- Played primarily center field (77 GS), but did make 37 starts in right field

Following the season, was eligible for the 2015 Rule 5 Draft, after the Astris did not protect him...played Winter Ball in the Dominican, hitting .275 (11-for-40) with a homer and four RBI in 17 games

2014

- Posted his highest single-season OPS of his career (.897), while splitting time at Advanced-A Lancaster (96 G) and Double-A Corpus Christi (23 G)...combined to hit .292 (142-for-486) with 37 doubles, nine triples, 21 home runs, 85 RBI and 33 stolen bases at the two levels
- Named a California League Midseason and Postseason All-Star for his work at Advanced-A Lancaster... also named an Organization All-Star by MiLB.com...began his season at Lancaster and played for Lancaster for four months before his promotion to Corpus Christi on Aug. 4...following the season, played for the Toros del Este in the Dominican Winter League and hit .228 (18-for-79) with 12 RBI in 34 games

2013

- Played his entire season at Single-A Quad Cities...led the Midwest League in runs scored (97) and ranked second in outfield assists (14)
- Named the Quad Cities Player of the Month for April after hitting .297 (27-for-91) with seven doubles, three triples, 12 RBI and eight stolen bases in the month...played his first season for the Toros del Este in the Dominican Winter League and appeared in 23 games

2012

- Combined to hit .243 (49-for-202) with 13 doubles, two triples, five home runs and 11 stolen bases in 59 games between the GCL Astros (51 G) and for Single-A Lexington (8 G)
- Debuted stateside for the GCL Astros in June and appeared in 51 games before a late-season promotion to Lexington on Aug. 25...while with the Astros, named the club's Defensive Player of the Month for August

2011

- In his first professional season, was named the DSL Astros Team MVP after posting an .847 OPS with a .274 (62-for-226) batting average, 13 doubles, seven triples, seven home runs, 35 RBI and 16 steals
- Finished fourth in the DSL in triples and fifth in home runs...was also named the DSL Astros Offensive Player of the Month for July after hitting .298 (25-for-84) with six doubles, three triples, five home runs and 19 RBI in 22 games

PERSONAL

Teoscar Jose Hernández...born October 15, 1992 in Cotui, Dominican Republic...married to wife Jessica and has three sons... originally signed by the Houston Astros on February 17, 2011 as an amateur international free agent

Career Batting Record																					
Year	Team	AVG	G	AB	R	H	2B	3B	HR	RBI	SH	SF	HBP	BB	SO	SB	CS	OBP	SLG	E	
2011	DSL Astros	.274	65	226	41	62	13	7	7	35	0	3	4	28	42	16	4	.360	.487	5	
2012	GCL Astros	.243	51	177	25	43	11	2	18	18	0	1	3	19	54	10	1	.325	.395	5	
	Lexington	.240	8	25	2	6	2	0	1	5	1	1	0	3	12	1	0	.310	.440	0	
2013	Quad Cities	.271	123	499	97	135	25	9	13	55	17	4	4	41	135	24	11	.328	.435	8	
2014	Lancaster	.294	96	391	72	115	33	8	17	75	5	5	5	49	117	31	6	.376	.550	9	
	Corpus Cristi	.284	23	95	12	27	4	1	4	10	1	0	0	2	36	2	3	.200	.474	0	
2015	Corpus Cristi	.219	121	470	92	103	12	2	17	33	5	2	4	33	126	33	7	.275	.362	3	
2016	Corpus Cristi	.305	69	279	53	85	19	0	6	30	3	2	5	32	55	29	11	.384	.437	3	
	Fresno	.313	38	144	20	45	9	3	4	23	1	2	0	13	25	5	4	.365	.500	2	
2017	HOUSTON	.230	41	100	15	23	7	0	4	11	0	1	0	11	28	0	2	.304	.420	2	
	Fresno	.279	79	301	54	84	20	3	12	44	0	2	5	39	72	12	7	.369	.485	4	
	Buffalo	.222	26	99	14	22	6	2	6	22	0	0	2	8	30	4	1	.294	.505	1	
	HOUSTON	.000	1	0	0	0	0	0	0	0	0	0	0	0	0	0	0	.000	.000	0	
	TORONTO	.261	26	88	16	23	6	0	8	20	0	1	0	6	36	0	1	.305	.602	1	
	Buffalo	.278	4	18	4	5	1	0	2	3	0	0	0	0	7	2	0	.278	.667	0	
	TORONTO	.239	134	476	67	114	29	7	22	57	0	3	3	41	163	5	5	.302	.468	8	
	Buffalo	.253	19	75	11	19	0	1	5	11	0	1	1	6	21	3	0	.313	.480	2	
	TORONTO	.230	125	417	58	96	19	2	26	65	0	1	1	45	153	6	3	.306	.472	3	
2020	TORONTO	.289	50	190	33	55	7	0	16	34	0	1	1	14	63	6	1	.340	.579	3	
2021	TORONTO	.296	143	550	92	163	29	0	32	116	0	2	7	36	148	12	4	.346	.524	5	
2022	Dunedin	.455	3	11	4	5	2	0	2	4	0	1	0	1	3	1	0	.462	1.182	0	
	TORONTO	.267	131	499	71	133	35	1	25	77	0	0	2	34	152	6	3	.316	.491	4	
2023	SEATTLE	.258	160	625	70	161	29	2	26	93	0	7	8	38	211	7	2	.305	.435	3	
2024	LOS ANGELES	.272	154	589	84	160	32	2	33	99	0	1	8	53	188	12	3	.339	.501	3	
Major League- 9 years		.263	965	3534	506	928	193	14	192	572	0	17	30	278	1142	54	24	.320	.488	32	
Minor League- 10 years		.269	725	2810	501	756	157	38	100	383	33	24	33	274	735	173	55	.338	.459	15	
Los Angeles- 1 year		.272	154	589	84	160	32	2	33	99	0	1	8	53	188	12	3	.339	.501	3	

Career Postseason Batting Record																			
Year	Team	AVG	G	AB	R	H	2B	3B	HR	RBI	SH	SF	HP	BB	SO	SB	CS	OBP	SLG
2020	ALWC: TOR vs. TB	.143	2	7	0	1	0	0	0	0	0	0	0	1	4	0	0	.250	.143
2022	ALWC: TOR vs. SEA	.250	2	8	3	2	0	0	2	4	0	0	1	0	1	1	0	.333	1.000
2024	NLDS: LAD vs. SD	.333	5	18	3	6	0	0	2	7	0	0	0	2	4	1	0	.400	.667
	NLCS: LAD vs. NYY	.091	6	22	4	2	0	0	0	1	0	0	0	7	9	0	0	.300	.091
	WS: LAD vs. NYY	.350	5	20	1	7	1	0	1	4	0	0	0	1	2	0	0	.381	.550
Postseason Totals		.240	20	75	11	18	1	0	5	16	0	1	1	11	20	2	0	.341	.453
WC Totals		.200	4	15	3	3	0	0	2	4	0	0	1	1	5	1	0	.294	.600
LDS Totals		.333	5	18	3	6	0	0	2	7	0	0	0	2	4	1	0	.400	.667
LCS Totals		.091	6	22	4	2	0	0	0	1	0	0	0	7	9	0	0	.300	.091
WC Totals		.350	5	20	1	7	1	0	1	4	0	0	0	1	2	0	0	.381	.550

Career Single-Game Bests

Most Hits:	5, 3x, last, September 2, 2024 at ARI	Most Stolen Bases:	2, 2x, last, July 8, 2022 at SEA
Most RBI:	6, 3x, last, June 8, 2024 at NYY	Most Walks:	3, 2x, last, August 23, 2020 at TB
Most Home Runs:	2, 18x, last, June 8, 2024 at NYY	Longest Hitting Streak:	17 games, August 21 - Sept. 28, 2023
Most Runs Scored:	4, 3x, last, October 1, 2022 vs. BOS	Grand Slams:	5, last, June 8, 2024 at NYY (Kahnle)

Career Fielding Record							
Position	PCT	G	PO	A	E	TC	DP
Left Field	.974	359	472	19	13	504	9
Center Field	.996	110	227	4	4	232	0
Right Field	.982	506	939	42	18	999	11

Career Transactions

- February 17, 2011: Signed by the Houston Astros as an amateur free agent.
- July 31, 2017: Traded by the Houston Astros with Nori Aoki to the Toronto Blue Jays for Francisco Liriano.
- November 16, 2022: Traded by the Toronto Blue Jays to the Seattle Mariners for Adam Macko (minors) and Erik Swanson.
- January 12, 2023: Signed a one-year contract with the Los Angeles Dodgers

Injured List

- September 6 - 16, 2020 (left oblique strain)
- April 9 - 30, 2021 (undisclosed)
- April 14 - May 7, 2022 (left oblique strain)



Kyle HURT

RHP | 63

@Kyle_hurt

Bats: Right**Throws:** Right**Height:** 6-2**Weight:** 220**Opening Day Age:** 26**Born:** May 30, 1998 in Rancho Santa Fe, CA**Resides:** Scottsdale, AZ**Acquired:** Via Trade from the Miami Marlins on February 12, 2021**ML Service:** 0.099**ML Debut:** September 9, 2023

Career Highlights

* 26-year-old enters his fifth professional season in the Dodgers organization after playing with Triple-A Oklahoma City and the big-league club last year

* Has appeared in four games (one start) at the Major League level for the Dodgers with an 0-1 record and a 1.04 ERA

* Owns an 11-13 Minor League record with 4.52 ERA (100 ER/199.1 IP) across 76 games (41 starts) with 319 strikeouts against 125 walks...has a 14.40 K/9 and has limited the opposition to a .207 average

* Was named the 2023 Branch Rickey Minor League Pitcher of the Year for the organization...put together a 4-4 record across Double-A Tulsa and Triple-A Oklahoma City with a 3.91 ERA (40 ER/92.0 IP) while limiting opponents to a .205/.304/.359 slash line and posted a 14.87 K/9 which led the Minor Leagues

* Made his Major League debut on September 12, 2023, against the San Diego Padres...tossed 2.0 scoreless innings and got his first Major League strikeout against Garrett Cooper on his way to striking out the side to finish off his debut

* Earned his first career win on July 24, 2021, for the Rookie-League ACL Dodgers against the ACL White Sox, tossing an inning of relief, giving up one hit and striking out two

* Recorded his first professional strikeout on July 16, 2021, against the ACL Giants, punching out Adrian Sugastey looking

* Selected by the Marlins, 134th overall in the 2020 First-Year Player Draft out of the University of Southern California...was traded to the Dodgers along with Alex Vesia for Dylan Floro on February 12, 2021

Year-By-Year

2024

- Made two stints with the Major League club before being placed on the 60-day injured list twice, going 0-1 with a 1.35 ERA (1 ER/6.2 IP) in three games (one start)
- Appeared in 13 games (two starts) with Triple-A Oklahoma City, tossing a 0-0 record with a 3.07 ERA (5 ER/14.2 IP) while holding batters to a .170 average

2023

- Spent a majority of the season with Double-A Tulsa (19 G, 15 GS) before being called up Triple-A Oklahoma City on August 2nd (7 G, 1 GS) and got called up to the Majors on September 9th for one appearance (2.0 IP, 3 K).
- He garnered a combined 4-4 record and a 3.91 ERA (40 ER/92.0 IP) in 26 games across the Minor Leagues
- With Double-A Tulsa, notched a 2-3 record with a 4.15 ERA (30 ER/65.0 IP) in 19 games (15 starts), including 110 strikeouts and limited the opposition to a .205 batting average
- He was called up to the Major Leagues on September 9th and made his debut that night against the Padres...Tossed 2.0 scoreless innings of relief and struck out three, all of which came in the ninth inning when he struck out the side. He earned his first big league strikeout against Garret Cooper on September 9th

- After his short one-game stint with the big club, he was sent to Triple-A Oklahoma City, where registered a 2-1 record with a 3.33 ERA (10 ER/27.0 IP) in seven games (one start)... sat down 42 batters and held batters to a .198/.312/.369 slashline
 - The former Trojan earned PCL Pitcher of the Week for September 4-10 after posting a 1-0 record with a 0.00 ERA (0 ER/7.0 IP) and nine strikeouts while allowing one walk and only two hits across two appearances
 - Across Double-A Tulsa and Triple-A Oklahoma City, he held right-handed batters to .165 average and withheld opponents to a .174 average with runners in scoring position
 - Posted a season-high 11 strikeouts on June 23 for Double-A Tulsa against Northwest Arkansas
 - He faced one batter in a spring training appearance against the Angels on March 28, striking out Jordyn Adams
- He made the start for game 1 of the PCL Championship series against the Round Rock Express, tossing 4.0 innings, giving up two hits, one run and three walks while striking out a Triple-A season-high eight in the no decision

2022

- The California native saw two promotions, splitting time between Advanced-A Great Lakes and Double-A Tulsa
 - With Advanced-A Great Lakes, he posted a 4-2 record over 13 games (11 starts) with a 2.21 ERA (10 ER/40.2 IP) paired with 64 strikeouts...kept hitters to a .151 average
 - In 12 games (eight starts) with Double-A Tulsa, he went 1-5 with a 9.29 ERA (32 ER/31.0 IP) and 45 strikeouts against 37 walks
 - Earned his first win in Rookie ball on May 15, 2022, against the Captains, pitching in relief for 2.0 innings while giving up, one hit and one run while striking out four
 - Made his Double-A debut on July 6, 2022, against the Northwest Arkansas Naturals, tossing 3.0 innings, giving up five hits, six runs and five walks while striking out three in the loss
 - He earned his first Double-A win on August 10 against the Midland Rockhounds, tossing 4.0 scoreless innings, giving up four hits and one walk while striking out a season-high nine
 - Was effective against both right-handed and left-handed batters, holding them to .169 and .129 average respectively
- He posted a 13.69 K/9 and held batters a .212/.364/.288/.652 slashline. Opponents hit just .148 with runners in scoring position. He stunned the competition in June, posting a 1-1 record in five outings with a 0.47 ERA (1 ER/19.0 IP) with 30 strikeouts and nine walks. He had a three-game win streak from May 15-May 25, striking out 17 in just 10.0 innings. He fared better against batters when behind in the count opposed to ahead in the count, stifling hitters to .138 average against .172

2021

- Hurt started his professional career with the Rookie-Level ACL Dodgers before getting promoted to Single-A Rancho Cucamonga
- In four games with the Rookie-Level club, he made four appearances (three starts) and posted a 1-0 record with 5.79 ERA (3 ER/4.2 IP) and eight strikeouts
- Earned his first professional win on July 24, 2021, against the Rookie-Level ACL White Sox, tossing a scoreless inning of relief, allowing just one hit while striking out two
- Recorded his first professional strikeout on July 16, 2021 against the ACL Giants, punching out Adrian Sugastey looking
- With Single-A Rancho Cucamonga, he went 1-2 with a 5.51 ERA (10 ER.16.1 IP) and 28 strikeouts against 10 walks tossing 3.0 innings of relief, giving up one hit and one walk while striking out five
- The Miami Marlins traded Hurt along with left-hander Alex Vesia to Los Angeles Dodgers for Dylan Floro on February 12, 2021

He produced his best start of the season on September 15, 2021, against the Visalia Rawhide, tossing a season-high 3.1 hitless innings, giving up one walk while punching out a season-best six. He held right-handed batters to a .167 batting average across both levels and a 15.43 K/9. Overall, he stifled opponent's to a .225/.326/.338/.664 slashline

Personal

Kyle Dillion Hurt...parents Tania and Kevin...Has one brother, Kevin...His father played football at Ole Miss, and his grandfather played football at the University of Tampa and one year in the NFL for the Miami Dolphins...During his time at Torrey Pines High School, the Ranch Santa Fe, CA native earned Under Armor and Perfect Game All-American honors in 2016 and was named to the All-CIF second team as a junior and senior...At USC, the Trojan produced a 9-13 record with a 5.06 ERA (97ER/172.2 IP) and 170 strikeouts against 107 walks.

Career Pitching Record																				
Year	Team	W-L	ERA	G	GS	CG	SHO	SV	IP	H	R	ER	HR	HB	BB	SO	WP	BK	AVG	
2021	ACL Dodgers	1-0	5.79	4	3	0	0	0	4.2	6	3	3	1	0	0	8	1	0	.300	
	Rancho Cucamongo	1-2	5.51	8	1	0	0	1	16.1	12	11	10	1	2	10	28	4	0	.200	
2022	Great Lakes	4-2	2.21	13	11	1	1	0	40.2	21	11	10	1	2	22	64	3	0	.151	
	Tulsa	1-5	9.29	12	8	0	0	0	31.0	35	35	32	3	4	37	45	5	0	.280	
2023	Tulsa	2-3	4.15	19	15	0	0	0	65.0	50	32	30	7	4	33	110	14	0	.207	
	Oklahoma City	2-1	3.33	7	1	0	0	0	27.0	19	10	10	3	1	11	42	1	1	.198	
2024	LOS ANGELES	0-0	0.00	1	0	0	0	0	2.0	0	0	0	0	0	0	3	0	0	.000	
	Oklahoma City	0-0	3.07	13	2	0	0	1	14.2	9	5	5	0	0	12	22	4	0	.170	
	LOS ANGELES	0-1	1.35	3	1	0	0	0	6.2	8	2	1	0	0	1	3	0	0	.308	
Major League- 1 year		0-1	1.04	4	1	0	0	0	8.2	8	2	1	0	0	1	6	0	0	.250	
Dodger Totals- 1 year		0-1	1.04	4	1	0	0	0	8.2	8	2	1	0	0	1	6	0	0	.250	
Minor League - 3 years		11-13	4.52	76	41	1	1	2	199.1	152	107	100	16	13	125	319	32	1	.207	

Career Single-Game Bests																				
Low-Hit Complete Game:		---							Most Strikeouts:		3, 2x, last, March 30, 2024 vs. STL									
Most Innings Pitched Starter:		2.0, April 17, 2024 vs. WAS							Most Walks:		1, March 21, 2024 vs. SD									
Most Innings Pitched Reliever:		2.2, March 30, 2024 vs. STL							Longest Winning Streak:		---									
Most Earned Runs Allowed:		1, March, 21, 2024 vs. SD							Longest Losing Streak:		1, March 30, 2024 -active									

Career Fielding Record																				
Position	PCT	G	PO	A	E	TC	DP													
Pitcher	.000	1	0	0	0	0	0													

Career Transactions										Injured List										
<ul style="list-style-type: none"> June 11, 2020: Drafted by the Miami Marlins in the 5th round of the 2020 amateur draft. Player signed July 21, 2020. February 12, 2021: Traded by the Miami Marlins with Alex Vesia to the Los Angeles Dodgers for Dylan Floro 										<ul style="list-style-type: none"> No Injuries at the Major League level 										



Clayton KERSHAW

LHP | 22

@ClaytonKershaw

Bats: Left **Throws:** Left

Height: 6-4 **Weight:** 225

Opening Day Age: 37

Born: March 19, 1988 in Dallas, TX

Resides: Dallas, TX

Acquired: Selected in the first round (7th overall) of the 2006 First Year Player Draft from Highland Park HS (TX)

ML Service: 15.105

MLB Debut: May 25, 2008



All-Star
(10: 2011-17, 19, 2022-23)



Gold Glove
(2011)



MVP
(2014)



Cy Young
(3: 2011, 2013, 2014)

Career Highlights

* The 2014 National League Most Valuable Player, three-time Cy Young Award winner (2011, 2013-14) and 10-time All-Star (2011-17, 2019, 2022-2023) enters his 18th big league season with a 212-94 record and a 2.50 ERA in 432 career games (429 starts)...passes Don Sutton as the only Dodger pitcher to play 17 seasons with the organization...the only position players in franchise history to play longer are outfielder Zack Wheat and shortstop Pee Wee Reese, 18 seasons for each of those Hall of Famers

* Since the start of the live-ball era in 1920, has the lowest all-time career ERA (2.50) and WHIP (1.01) among starting pitchers with at least 1,500.0 innings pitched...his .210 opponents' average ranks third among pitchers with that qualifier, behind only Nolan Ryan (.204) and Sandy Koufax (.205) and his strikeout-per-nine mark of 9.74 ranks fifth

* Became the ninth pitcher all-time to win three or more Cy Youngs after the 2014 season since the award was instituted in 1956...became the 14th NL pitcher to win the award via a unanimous vote in 2014...by winning the award in 2013-14, he became the ninth pitcher in either league to win the award in consecutive seasons...finished second in the 2012 and 2017 Cy Young voting, third in 2015 and fifth in 2016

* Notched his 200th career win in his start on April 18, 2023 against the Mets...joins Don Sutton (233) and Don Drysdale (209) on the Dodger all-time list...Kershaw passed Drysdale with his 210th victory on September 23, 2023 against the Giants

* Became the Dodgers' all-time strikeout leader on April 30, 2022 against Detroit, striking out Spencer Torkelson in the fourth inning, passing Don Sutton (2,696)...has 2,944 career strikeouts and stands 21st on the all-time Major League strikeout list...passed Jim Bunning (2,855) on May 10, 2023 against the Brewers

* Tied Pee-Wee Reese for the most All-Star game selections in franchise history with his 10th nod in 2023 but did not pitch in the game

* Started his first Midsummer Classic in 2022 at Dodger Stadium, firing a scoreless frame and striking out one...was a member of his ninth All-Star team

* Became the all-time leader in postseason strikeouts with 207 after striking out six batters in Game 5 of the 2020 World Series...passed Justin Verlander (205) to earn the distinction

* In 2014, became the 11th Dodger player to win the MVP award and the 11th pitcher to win both the MVP and Cy Young Award in the same season

* Won the MLB ERA title in four consecutive seasons from 2011-14, becoming the first-ever pitcher to do so...also led the Majors with a career-high 21 wins in both 2011 and 2014

* Topped the Majors with 301 strikeouts in 2015 and led the NL in Ks in 2011 and 2013...has collected 200-plus strikeouts in seven of his 11 big league seasons, which is the most in franchise history and the fourth most in National League history

* Leads the Majors in ERA (2.50), WHIP (1.01), complete games (25) and shutouts (15) since making his debut in 2008, while also ranking among the MLB leaders in strikeouts (2,968, 3rd), wins (212, 3rd), opponents' average (.210), and winning percentage (.693)

* Passed Dodger-great Don Drysdale on the Dodgers' all-time strikeout list with his 11 strikeouts against Seattle on August 20, 2020

* Obtained his 2,000th career strikeout in the second inning against Milwaukee on June 2, 2017, reaching the milestone in 1,837.2 innings, the fourth fastest all-time behind only Pedro Martinez (1715.1IP), Randy Johnson (1734.0IP) and Max Scherzer (1784.0)

* Ranks among the all-time Los Angeles leaders in strikeouts (1st), wins (3rd), starts (3rd) and ERA (3rd)

* His 13 career postseason victories are the most by a Dodger pitcher in franchise history and is fifth overall in MLB history...also holds the franchise lead in postseason starts (32), innings pitched (194.1), strikeouts (213), and losses (13)

* Became the third different Dodger pitcher to win the pitching Triple Crown in 2011 (Dazzy Vance – 1924, Sandy Koufax – 1963, '65, '66), leading the Majors with a 2.28 ERA, tying the NL lead with 21 wins and ranking first in the league with 248 strikeouts

* Won a Rawlings Gold Glove Award in 2011 and has made just 12 errors in his Major League career (.974 fielding percentage)...leads active players with 74 career pickoffs

* Strung together 41.0 consecutive scoreless innings from June 13-July 10, 2014 which tied with Luis Tiant (1968) for the sixth longest streak in the expansion era

* Made his Major League debut on May 25, 2008, allowing just two runs in 6.0 innings against the Cardinals and fanned the first batter he faced (Skip Schumaker)...earned his first big league win on July 27, 2008 vs. Washington, tossing 6.0 scoreless innings in the Dodgers' 2-0 win

* Honored with Major League Baseball's 2012 Roberto Clemente Award for his charitable endeavors...has been the Dodgers' nominee for the award in 2011, 2012 and 2014

* Is a two-time recipient of the Dodgers' Roy Campanella Award, doing so in 2013-14

* Selected by the Dodgers in the first round (seventh overall) in the 2006 First-Year Player Draft

Year-By-Year

2024

- Placed on the 60-day injured list to start the season while recovering from left shoulder surgery...went back on the injured list on Aug. 31 with left big toe inflammation to end the season
- Made only seven starts from July 25-Aug. 30, going 2-2 with a 4.50 ERA (15 ER/30.0 IP) with 24 strikeouts against nine walks
- Fired 6.0 scoreless innings on Aug. 18 at STL, giving up four hits and one walk while striking out two
- On rehab assignments with Advanced-A Rancho Cucamonga and Triple-A Oklahoma City, went 0-0 with a 3.60 ERA (4 ER/10.0 IP) with 12 strikeouts against two walks in three starts

2023

- The big southpaw continued to shove in his 16th season, going 13-5 over 24 starts with a 2.46 ERA (36 ER/131.2 IP) with 137 strikeouts against 40 walks and a 1.06 WHIP...produced his 12th season of double-digit victories in 16 years
- Dominated April, winning National League Pitcher of the Month, going 5-1 with a 1.89 ERA (8 ER/38.0 IP) in six starts with 41 strikeouts against only five walks...He led the NL during the month in wins, WHIP (0.763), and innings pitched (38), averaging 6.1 innings per start...seventh time winning the award which ranks sixth all-time
- Notched his 200th career win in his start on April 18 against the Mets, making him the only Los Angeles Dodger to win 200 games with the same franchise...joins Don Sutton (233) with Don Drysdale (209) on the Dodger all-time list...Just the sixth pitcher in the modern era to do so before losing 100 games.
- Tied Pee-Wee Reese for the most All-Star game selections in franchise history with his 10th nod...did not pitch in the game
- Passed Don Drysdale for the second most wins in franchise history with his 210th career victory on September 24 against the San Francisco Giants
- Tied for the most consecutive scoreless innings by a Dodger starter this season (20.0 IP from June 14-Aug. 10)
- Finished the year with the longest streak of consecutive appearances without a loss with seven (June 2- Sept. 30)
- Tossed 5.0+ innings in 19 of his 24 starts this season...tallied a season-high nine strikeouts five times this year (4/1 vs. ARI, 4/18 vs. NYM, 4/29 vs. STL, 6/2 vs. NYY, and 6/8 at CIN)
- Missed several weeks of the season with a shoulder injury (June 27-August 10)
- Underwent shoulder surgery in the offseason

Tied Don Sutton as the only Dodger to pitch in 16 seasons with the team...the only position players in franchise history to play longer are outfielder Zack Wheat and shortstop Pee Wee Reese, 18 seasons for each of those Hall of Famers...made his 40th postseason appearance and 33rd start, giving up six hits, six runs, and one walk while retiring only one batter...shortest start of his career, regular or postseason...his shortest postseason start previously was Game 1 of the 2018 NLCS against the Brewers (3.0 IP)...the last time he gave up six runs in one inning in the postseason was October 3, 2014 vs. STL in game one of the NLDS (7th)...the last time the Dodgers allowed six or more in one inning was on October 15, 2020 against the Braves in Game 4 of the NLCS

2022

- Veteran southpaw had a stellar season, going 12-3 over 22 starts with a 2.28 ERA (32 ER/126.1 IP) with 137 strikeouts against just 23 walks in 493 total batters faced...produced his 11th season of double-digit victories in 15 years
- Became the Dodgers' all-time strikeout leader on April 30, 2022 against Detroit, striking out Spencer Torkelson in the fourth inning, passing Don Sutton (2,696)...has 2,807 career strikeouts and stands 24th on the all-time Major League strikeout list...passed Cy Young with strikeout 2,804 in game 162
- Started his first Midsummer Classic in 2022 at Dodger Stadium, firing a scoreless frame and striking out one...was a member of his ninth All-Star team
- Tabbed a 9.76 strikeout-per-nine innings mark and limited hitters to a .206/.246/.310 slashline...allowed 27 extra-base hits, allowed 38 in 2021
- Took a perfect game into the eighth inning against the Angels on July 15 before a single by Luis Rengifo broke up his Perfect Game bid...finished with 8.0 scoreless and became the first pitcher in Major League history to have two games of 7.0 perfect baseball in the same season since 1961...other occurrence was his first start and win of the year in Minnesota on April 13, striking out a season-high 13-batters on 80 pitches
- Did not allow a run in six of 22 starts, securing victories in five of the six outings: April 13 at MIN, May 7 at CHC, July 3 vs. SD, July 15 at LAA, Sept. 13 at ARI, Sept. 30 vs. COL
- Tossed 5.0+ innings in 18 of his 22 starts, notching 12 quality starts for a .800 winning percentage, his highest mark since the 2017 season...also fired double-digit strikeouts three times: April 13 at MIN, July 9 vs. CHC, Sept. 19 vs. ARI

Did not allow a walk in eight of his 22 starts, securing victories in six of the outings...posted a 0.94 WHIP paired with 137 strikeouts against just 23 walks...was a perfect 6-0 at home across 11 starts, tallying a 2.39

ERA (17 ER/64.0 IP) with 80 strikeouts and a 0.98 WHIP...was 6-3 in away contests in 11 starts, totaling a 2.17 ERA (15 ER/62.1 IP) with 57 strikeouts and a 0.90 WHIP...kept right-handed hitters to a .198 (78-for-394) average compared to .254 average (18-for-71) against lefties...limited hitters to a .167 average when ahead in the count vs. .206 average when behind in the count...produced a .159/.220/.220 slashline with runners in scoring position in 18 different games, allowing 13 hits in the process...did not throw a wild pitch for the just the second time in his career (also: 2020)...was put on the Injured List with Right SI joint inflammation on May 9 and later activated on June 11...sidelined with low back pain on Aug. 5 to Sept. 1...started Game 2 of the NLDS against San Diego, allowing three earned runs on six hits through 5.0 frames, not factoring in the decision

2021

- Spent his 14th Major League season in Dodger Blue, posting a 10-8 record across 22 starts with a 3.55 ERA (48 ER/121.2 IP)...struck out 144 batters against just 21 walks
- Limited the opposition to a .224 average and produced a 1.02 WHIP...recorded a 10.65 strikeout-per-nine mark, his highest since the 2017 season
- Notched 11 quality starts, with his longest outing on June 27 against the Chicago Cubs, pitching 8.0 solid innings, giving up just one earned run (homer) on four hits with just one walk and 13 strikeouts
- Struck out six or more batters in 12 of his 20 appearances...also kept opponents to one or fewer runs in ten of his 20 starts
- Registered a perfect 1.000 fielding percentage for the third straight year and sixth of his career, not committing an error over 121.2 innings in 2021
- Tallied eight hits at the plate, going 8-for-36 for a .222 average and three RBI, his highest since the 2018 season...went 2-for-3 in his season opener at Colorado on April 1 and against went 2-for-3 on June 11 against Texas
- Did not pitch from July 4-Sept. 12 while on the Injured List with left forearm inflammation...made one rehab appearance with Triple-A Oklahoma City, tossing 3.0 innings in his start, allowing two earned runs on four hits with three strikeouts

Had his best month in April, going 4-2 with a 2.09 ERA across six starts, keeping hitters to a .210 average...kept left-handed hitters to a .178 average and right-handed hitters to a .242 average...when ahead in the count, the southpaw limited the opposition to a .157 average, which ended in 80 strikeouts...pitched 5.0 innings or more in his 20 starts, with 14 of those 6.0 innings or more...struck out 83 batters during home games and 61 batters while on the road, while striking out 48 batters with zero outs, 45 batters with one out, and 51 batters with two outs...struck out 11 batters on May 14 against Miami, earning the win as he allowed five earned runs to score on six hits across 6.0 innings

2020

- Produced a 6-2 record over 10 starts with a 2.16 ERA (14 ER/58.1 IP), striking out 62 batters and walking just eight as he limited opposing batters to a .194 (41-for-211) average
- Led the Dodgers' pitching staff in wins (six), innings (58.1), quality starts (6) and strikeouts (62)...ranked among the NL leaders (min. 55 IP) in wins (6, T-4th), ERA (2.16, 5th), opponents' batting average (.194, 5th) and WHIP (0.84, 2nd)
- Recorded four straight wins from Aug. 14 to Sept. 3, compiling a 0.69 ERA (2 ER/26.0 IP) with 29 strikeouts...gave up just ten hits and five walks while limiting hitters to a .115/.172/.218 slashline during that span
- With his 11 strikeouts against Seattle on August 20, the southpaw passed Don Drysdale on the Dodgers' all-time strikeout list, moving him into second place behind Don Sutton who leads with 2,696 punchouts...Kershaw's 2,526 career punchouts places him 36th on the all-time strikeouts list (next: Bartolo Colon, 2,535)
- Was stellar in the postseason, compiling a 4-1 record over five games (three quality starts)...garnered a 2.93 ERA (10 ER/30.2 IP) with 37 strikeouts and a .211 opponents' average (23-for-109), leading to a 0.91 WHIP and 10.86 strikeout-per-nine mark...won both of his World Series starts
- Improved his postseason career strikeout mark to 207, passing Justin Verlander (205 Ks), to become the Major League leader in career postseason punchouts

Five of his six wins came away from Dodger Stadium (8/2 at ARI, 8/14 at LAA, 8/20 at SEA, 8/27 at SF, 9/19 at COL)...in those five wins, the lefty limited the opposition to a .163/.189/.275 slashline and struck out 45 of the 159 batters he faced...is one of three Dodgers to record 13+ strikeouts in a playoff game, alongside Sandy Koufax (15, 10/2/1963 vs. NYY) and Carl Erskine (14, 10/2/1953 vs. NYY)...was slated to make his ninth-career Opening Day start, but started the campaign on the Injured List after coming up with a stiff back after working out two days before Opening Day

2019

- In his 12th Major League season, went 16-5 with a 3.03 ERA (60 ER/178.1 IP) and a 1.04 WHIP in 29 games (28 starts)...the Dodgers went 22-7 in his starts...recorded 22 quality starts
- Ranked among NL leaders in ERA (7th), wins (T-3rd), winning percentage (.762, 3rd), quality starts (T-3rd), opponents' batting average (.222, 8th), opponents' OBP (.269, 6th), WHIP (7th), walks per 9.0 innings (2.07, 10th) and strikeout-to-walk ratio (4.61, 8th)
- On Aug. 1, he passed Sandy Koufax with the 2,397th strikeout of his career to become the Dodgers' all-time strikeout leader as a left-handed pitcher. Kershaw finished the season with 2,464 career strikeouts,

and sits in third place on the overall franchise list behind Don Sutton (2,696) and Don Drysdale (2,486)

- On August 14, he tossed 7.0 scoreless innings with 10 strikeouts and no walks against the Marlins, recording his 8th career start with 10+ strikeouts and zero walks or runs allowed...tied Pedro Martinez and Chris Sale for second most in the live-ball era, trailing only Randy Johnson (11) (source: STATS)

Posted a 10-2 record and a 2.89 ERA (33 ER/102.2 IP) in 16 starts at Dodger Stadium and a 6-3 record with a 3.21 ERA (27 ER/75.2 IP) in 13 road games (12 starts)...recorded 6.0 IP or more in 26 of his 28 starts, including his first 23 starts of the year which matched the longest run of his career in 2015... finished the season tied for most starts of at least 6.0 innings among National League hurlers (also Stephen Strasburg)...the Dodgers were victorious in each of Clayton Kershaw's first nine starts of the season, extending the win streak to 17 overall dating back to August 19, 2018... became the only pitcher since 1920 with three separate streaks of 13+ in his career, also reaching the feat in 2014 (13) and 2017 (16) (source: STATS)...held the opposition to a .222 batting average, limiting lefties to a .208 average and right handers to a .225 mark...had success at the plate, leading the Major Leagues with 15 sacrifice hits while also recording five hits including a double and an RBI...took the loss in Game 2 of the NLDS against Washington, allowing three earned runs on six hits in 6.0 innings of work... made a relief appearance in Game 5 of the NLDS, allowing two earned runs on two solo home runs while striking out a batter...started the season on the 10-Day IL with left shoulder inflammation and was activated on April 15, prior to his start against Cincinnati

2018

- Finished the regular season ranking among NL pitchers (min. 25 starts) in ERA (2.73, 4th), strikeout-to-walk ratio (5.34, 3rd), WHIP (1.04, 4th), opponents' on-base percentage (.264, 4th), opponents' OPS (.630, 8th) and opponents' batting average (.227, 11th)

- Was the Dodgers' Opening Day starter for the eighth consecutive year, tied with Don Drysdale for the most in franchise history, but took the loss after allowing one run in 6.0 innings on March 29 vs. SF

In 13 second half starts, he went 6-1 with a 2.73 ERA (26 ER/85.2 IP), striking out 77 batters against 12 walks, while posting a 1.00 WHIP and holding batters to a .227/.255/.365 slash line...since the All-Star break he ranked among NL pitchers (min. 75.0 IP) in fewest walks per nine innings (1.26, 2nd), strikeout to walk ratio (6.42, 5th), opponents' OBP (.255, 6th), innings pitched (85.2, 7th), WHIP (1.00, 8th), opponents' OPS (.620, 9th) and ERA (2.73, 10th)...held hitters to a .227 average, including a .223 mark against right-handed hitters... limited hitters to a .220 average with runners in scoring position...reached 2,000 career innings against the San Diego Padres on July 9, becoming just the 13th Dodger in franchise history to reach that mark and the 11th active pitcher in the league to toss 2000.0 or more innings...went 2-3 with a 4.20 ERA (14 ER/30.0 IP) in six postseason games for the Dodgers, while holding batters to a .229/.280/.367 slash line and posting a 1.07 WHIP...earned the win against the Brewers in Game 5 of the NLCS reaching nine career postseason wins, the most in Dodger history...had two DL stints: May 6-31 (left biceps tendinitis) and June 1-23 (low back strain)

2017

- Despite being limited to just 27 starts, he finished the season leading the National League in wins (18, T-1st ML), ERA (2.31, 2nd ML), strikeout-to-walk ratio (6.73, 3rd ML) and opponents' OBP (.246, 2nd ML)...also ranked among the best in the senior circuit in winning percentage (.818, 2nd), WHIP (0.95, 2nd), opponents' OPS (.604, 3rd), opponents' SLG (.357, 5th), strikeouts per nine innings (10.39, 5th) and strikeouts (202, 8th)...finished second in the National League Cy Young voting

- Held the opposition to a .212 average, which ranked fourth in the NL, including a .203 mark against right-handed hitters (5th, NL)...limited hitters to a .167 average with runners in scoring position, which ranked second best in the big leagues (min. 100 BFP), trailing just Chicago's Kyle Hendricks (.154)

- Selected to his seventh consecutive All-Star team (2011-17), making him the first Dodger to be named to seven straight All-Star Games since Steve Garvey who made eight consecutive appearances in the Midsummer Classic... did not participate in the All-Star game

Recorded a 12-game winning streak from May 6-Sept. 1, which was the longest winning streak in the big leagues... during that span he posted a 1.70 ERA (20 ER/106.0 IP) and limited batters to a .185 average, while punching out 131 batters against just 21 walks...won eight consecutive games from June 7-July 18 during that stretch, which matched his career-high (also: June 2-July 10, 2014)...according to Stats LLC., became just the fourth Dodger pitcher since 1913 to win at least 16 of his first 18 decisions in one season (16-2, 1.95 ERA), joining Freddie Fitzsimmons (16-2, 1940), Preacher Roe (16-2, 1951), and Don Newcombe (17-1, 1955)...obtained his 2,000th career strikeout in the second inning against Milwaukee on June 2, reaching the milestone in 1,837.2 innings, the fourth fastest all-time behind only Pedro Martinez (1715.1 IP), Randy Johnson (1734.0 IP) and Max Scherzer (1784.0)...was placed on the DL from July 24-Sept. 1 with a lower back strain...prior to his stint on the DL, he went 15-2 with a 2.04 ERA in 21 starts and led the big leagues in wins, ERA and innings pitched (141.1 IP, T-1st)...returned from the DL on Sept. 1 and went 3-2 with a 3.48 ERA (13 ER/33.2 IP) in six starts...was named National League Pitcher of the Week ending in July 9...appeared in six games (five starts) in the postseason, going 3-0 with a 3.82 ERA (14 ER/33.0 IP) and held hitters to a .179 average...collected his seventh career postseason victory in Game 1 of the World Series against the Astros, collecting the most all-time postseason wins in Dodger history

2016

- Among pitchers with 140.0 or more innings, he led the Majors with a 1.69 ERA, a .184 opponents' batting average, a 0.72 WHIP and a 15.64 strikeout-to-walk ratio with 172 strikeouts against just 11 walks in 149.0 innings

- His 15.64 strikeout-to-walk ratio was the highest mark ever for any MLB pitcher with 125.0 or more innings pitched in a single season...made six consecutive starts with 10 or more strikeouts and one walk or less (April 21-May 17), a modern MLB record

Limited by a mid-season back injury to just 21 starts, but earned his sixth consecutive All-Star selection, going 12-4 with a 1.69 ERA...was placed on the DL from June 27-Sept. 9 with a mild herniated disc in his lower back...went 11-2 with a 1.79 ERA (24 ER/121.0 IP) in 16 starts prior to the injury, which caused him to miss the All-Star Game...after returning from the disabled list on Sept. 9, he went 1-2 with a 1.29 ERA (4 ER/28.0 IP) in five starts...was named the NL's May Pitcher of the Month...appeared in five games (four starts) in the postseason, going 2-1 with a 4.44 ERA (12 ER/24.1 IP) and picking up the save in the Dodgers' NLDS Game 5 win at Washington

2015

- Went 16-7 with a 2.13 ERA in a career high-tying 33 starts in his fifth consecutive All-Star season
- His 301 strikeouts ranking as the fourth highest single-season total in franchise history behind Sandy Koufax's 1965 (382 SO), 1966 (317 SO) and 1963 (306 SO) seasons...marked his first time leading the Majors in Ks...tied his single-game career high with 15 strikeouts in a complete-game victory over the Giants on Sept. 2
- Also ranked among the big league leaders in wins (16, 11th), ERA (2.13, 3rd), innings pitched (232.2, 1st), opponents' batting average (.194, 3rd), WHIP (0.88, 3rd), complete games (4, T-1st), pickoffs (10, 1st) and shutouts (3, T-1st)
- Strung together 37.0 consecutive scoreless innings from July 3-Aug. 1
- Selected as the National League's July Pitcher of the Month
- Made his fifth consecutive Opening Day start on April 6 vs. San Diego, allowing three runs in 6.0 innings in a no-decision

Tossed 8.0 innings of one-run ball on Sept. 24, 2014 at San Francisco in the Dodgers' division-clinching win...according to Elias, Kershaw became the second pitcher in MLB history to throw a shutout with one hit or less in a division clincher (other: Mike Scott, Sept. 25, 1986 no-hitter, HOU vs. SF)...went 1-1 with a 2.63 ERA (4 ER/13.2 IP) in the NLDS vs. the Mets, losing Game 1 and picking up the win in Game 4

2014

- Topped the Majors with 21 wins (21-3) and a 1.77 ERA in 27 starts, as he became the first-ever pitcher to win four consecutive MLB ERA titles, en route to being named National League Most Valuable Player and unanimously winning his second consecutive and third career Cy Young Award
- Also honored with the Players Choice Awards for Marvin Miller Man of the Year, MLB Player of the Year and Outstanding National League Pitcher, a selection as both Sporting News' and Baseball America's MLB Player of the Year and the Warren Spahn Award as the game's top left-hander
- Earned 18 of 30 first-place MVP votes to become the 11th pitcher in the Cy Young Era (since 1956) to win the award
- Received all 30 first-place Cy Young votes, making him the 14th pitcher to win by a unanimous vote in the NL
- Led the Majors with an .875 winning percentage (21-3), the second-highest mark ever by a Dodger (min. 20 starts), behind only Preacher Roe's .880 winning percentage (22-3) in 1951...also topped the Majors with a 0.86 WHIP and six complete games, while ranking among the NL leaders in strikeouts (239, 3rd), opponents' batting average (.196, 2nd), shutouts (2, T-3rd) and strikeout-to-walk ratio (7.71, 1st)
- Was selected to his fourth consecutive All-Star Game

Posted a career-best 11-game winning streak from June 2-Aug. 10...selected as the National League's Pitcher of the Month in June (6-0, 0.82 ERA) and July (4-0, 1.07)...strung together 41.0 consecutive scoreless innings from June 13-July 10, the longest run of his career and tied for the fifth-longest streak in the Expansion Era...took a perfect game bid into the seventh inning, retiring the game's first 18 hitters before Corey Dickerson reached on a Hanley Ramirez throwing error, and struck out a career-high 15 batters on 107 pitches in the Dodgers' 8-0 win in his first-career no-hitter on June 18 vs. Colorado...picked up NL Player of the Week honors twice, the week of his no-hitter, June 16-22, and Sept. 8-14...made his fourth consecutive Opening Day start and picked up the win in the Dodgers' 3-1 victory over the D-backs on March 22 at the Sydney Cricket Ground...missed 32 games on the disabled list from March 23-May 5 with a Teres Major strain...took the loss in NLDS Games 1 and 4 against St. Louis

2013

- Won his second-career Cy Young Award and his third consecutive MLB ERA title (1.83), going 16-9 in 33 starts and earning an All-Star selection
- Also led the Majors with a 0.92 WHIP, while ranking among the NL leaders in strikeouts (232, 1st), innings pitched (career-high 236.0, 2nd), wins (16, T-3rd), opponents' batting average (.195, 2nd), complete games (3, T-3rd), shutouts (2, T-1st) and pickoffs (7, 2nd)

Selected as the NL's July Pitcher of the Month and earned NL Player of the Week honors April 1-7...made his third consecutive Opening Day start with a shutout and a tie-breaking, eighth-inning home run against the Giants on April 1...went 1-2 with a 3.13 ERA (8 ER/23.0 IP) in four postseason starts...picked up the first postseason win of his career on Oct. 3 at Atlanta in Game 1 of the NLDS...tossed 17.0 consecutive scoreless innings without allowing an earned run (three unearned runs)

2012

- Led the Majors in ERA (2.53) for a second consecutive season and ranked second in the NL Cy Young voting, going 14-9 with a 2.53 ERA in 33 starts
- Ranked among the NL leaders in wins (14, T-16th), strikeouts (229, 2nd), opponents' batting average (.210, 2nd), innings pitched (227.2, 2nd), WHIP (1.02, 1st), pickoffs (11, 1st), quality starts (25, T-2nd) and home runs allowed per 9.0 innings (0.63, 6th)
- Finished second in the National League Cy Young voting
- Won 12 straight home decisions from May 2, 2011-April 27, 2012, tying Ed Roebuck (6/4/60-8/29/62) and Orel

Hershiser (9/20/84-10/2/85) for the longest home winning streak in L.A. Dodger history

Named National League Player of the Week for the period of May 14-20...selected to his second consecutive All-Star Game via a selection by Manager Tony La Russa

2011

- Had a breakout season, taking home the National League Cy Young Award, winning the league's pitching Triple Crown, playing in his first All-Star Game (selected via player ballot) and earning a Gold Glove Award
- Also picked up the Players' Choice Award for Outstanding NL Pitcher, selected as a Sporting News NL All-Star, won the Warren Spahn Award as the Majors' top left-hander and honored by the Negro Leagues Baseball Museum as the NL Pitcher of the Year with the Bullet Rogan Award
- In Cy Young voting, earned 207 overall points and 27 first-place votes (out of 32)...was the second-youngest Dodger to be honored with the award behind Fernando Valenzuela (20, 1981)
- Was the third different Dodger pitcher to win the Triple Crown, joining Dazzy Vance (1924) and Sandy Koufax (1963, 1965 and 1966), and led the Majors with a 2.28 ERA, tied with Ian Kennedy for the NL lead with 21 wins and ranked first in the league with 248 strikeouts

Ranked among the NL leaders in opponents' batting average (.207, 1st), winning percentage (.808, 21-5, 2nd), innings pitched (233.1, 3rd), complete games (5, 3rd), shutouts (2, T-2nd) and WHIP (0.98, 1st)...made his first Opening Day start, becoming the fifth-youngest Opening Day starter in L.A. history at 23 years, 12 days...won the NL Pitcher of the Month in July and earned the league's Player of the Week, June 20-26

2010

- Went 13-10 with a 2.91 ERA and led the team in wins, strikeouts (212), innings (204.1) and starts (32)...ranked fifth in the NL in strikeouts and his ERA ranked ninth among qualifying NL starters
- Ranked fifth in the Majors with a .214 opponents' batting average
- Tossed his first career complete game and shutout on Sept. 14 at San Francisco, allowing just four hits to beat the Giants 1-0...had started the most contests in franchise history (80) without a complete game
- Allowed an average of just 0.57 home runs per 9.0 innings, the seventh-lowest mark in the NL...opposing hitters had just a .320 slugging percentage against him, which was the second-lowest mark on the Senior Circuit

2009

- Went 8-8 with a 2.79 ERA (5th NL), while striking out 185 batters (11th NL) in his first full MLB season
- Led all Major League pitchers by limiting hitters to a .200 average and a .282 slugging percentage
- Fanned a then career-high 13 batters in his second start of the season on April 15 vs. San Francisco...became the youngest pitcher in Los Angeles Dodger history to strike out 13 or more batters in a game

On Sept. 6, separated his non-throwing shoulder while shagging flies in the outfield during batting practice...missed nearly three weeks of action, before returning to the mound on Sept. 22 at Washington...tabbed as the Game 2 starter in the 2009 Division Series against the Cardinals and allowed just two runs in 6.2 innings...also started Game 1 of the 2009 LCS against Philadelphia

2008

- The Majors' youngest player went 5-5 with a 4.26 ERA in 22 games (21 starts) over two stints in his first MLB action

Burst onto the scene as a 19-year-old in Spring Training (turned 20 on March 19), joining big league camp the first week in March, but began the year at Double-A Jacksonville...made his MLB debut on May 25 vs. St. Louis, firing 6.0 innings of two-run ball in a no-decision (4-3 LA win in 10 innings)...at the time was the fourth-youngest starting pitcher in Los Angeles Dodger history at 20 years, 65 days...earned his first big league win on July 27 vs. Washington, tossing 6.0 scoreless innings in the 2-0 Dodger win...with Jacksonville, went 2-3 with a 1.91 ERA in 13 games (11 starts)...was on the Dodgers' NLDS roster against the Cubs, but did not appear in a game...made two appearances in the NLCS against Philadelphia, allowing a run in 2.0 innings of work

2007

- Went 8-7 with a 2.95 ERA in a combined 25 starts with Single-A Great Lakes and Double-A Jacksonville as the Dodgers' top rated prospect...limited opponents to a .201 average, the fifth-lowest average in all of minor league baseball...was a Midseason Midwest League All-Star and participated in the XM Radio All-Star Futures game

2006

- In his first pro season, went 2-0 with a 1.95 ERA in 10 games (eight starts) with the Gulf Coast League Dodgers...was selected as the 2006 Topps Minor League Player of the Year for the Gulf Coast League

Personal

Clayton Edward Kershaw...resides in Dallas with his wife, Ellen, and their daughter, Cali, and sons, Charley, Cooper and Chance...selected in the first round (7th overall) in the 2006 First-Year Player Draft and signed by Dodger scout Calvin Jones...graduated from Highland Park (TX) High School in 2006...is the school's all-time leader with 38 career wins...as a senior, went 12-0 with a 0.77 ERA, and struck out 139 batters in 64.0 innings...was selected by USA Today as the High School Baseball Player of the Year...also was named the Gatorade National Player of the Year for baseball...entering the 2006 draft, was ranked by Baseball America as the No. 6 overall prospect – and the No. 1 high school pitching prospect – among draft-eligible players...was a high school football teammate of Los Angeles Rams quarterback Matthew Stafford.... Kershaw was honored with the 2012 Roberto Clemente Award, which recognizes a MLB player who best represents the game of baseball through positive contributions on and off the field, including sportsmanship and community involvement, and with the MLB Players Association's 2014 Marvin Miller Man of the Year Award, given to the player whose excellence on and off the field most inspire others to higher levels of achievement. Along with his wife, Ellen, founded their non-profit, Kershaw's Challenge, in 2011, which works to transform at-risk communities and the lives of children by partnering with organizations both locally and abroad to renew hope, one life at a time. The foundation supports local charities in Los Angeles, partnering with The Dream Center, as well as charities in his hometown of Dallas (Mercy Street), Zambia, Africa (Arise Africa) and the Dominican Republic (Cure International). In addition to financial support, Kershaw has made numerous visits to each organization, where he's assisted with community outreach programs, run baseball clinics/camps and donated/ distributed essential daily supplies like food and clothing. The Kershaws have hosted an annual charity fundraising event in Los Angeles over the past 10 years, with Clayton's Texas BBQ & Hoedown in 2012 and Ping Pong 4 Purpose in 2013-19, 21-22, with proceeds benefitting Kershaw's Challenge and also hosted a charity event in Dallas the past five years, Kershaw's Challenge Live benefit concert. Kershaw has served as a charter member of the Taylor Hooton Foundation's "Advisory Board" of major-league players (since 2014). As an "Advisory Board" member, he has served as a role model for youth

Career Pitching Record																				
Year	Team	W-L	ERA	G	GS	CG	SHO	SV	IP	H	R	ER	HR	HB	BB	SO	WP	BK	AVG	
2006	GCL Dodgers	2-0	1.95	10	8	0	0	1	37.0	28	10	8	0	0	5	54	8	0	.201	
2007	Jacksonville	1-2	3.65	5	5	0	0	0	24.2	17	13	10	4	0	17	29	1	1	.193	
	Great Lakes	7-5	2.77	20	20	0	0	0	97.1	72	39	30	5	2	50	134	8	0	.203	
2008	LOS ANGELES	5-5	4.26	22	21	0	0	0	107.2	109	51	51	11	1	52	100	7	0	.265	
	Jacksonville	2-3	1.91	13	11	0	0	0	61.1	39	19	13	0	0	19	59	7	2	.179	
2009	LOS ANGELES	8-8	2.79	31	30	0	0	0	171.0	119	55	53	7	1	91	185	11	2	.200	
2010	LOS ANGELES	13-10	2.91	32	32	1	1	0	204.1	160	73	66	13	7	81	212	5	2	.214	
2011	LOS ANGELES	21-5	2.28	33	33	5	2	0	233.1	174	66	59	15	3	54	248	5	1	.207	
2012	LOS ANGELES	14-9	2.53	33	33	2	2	0	227.2	170	70	64	16	5	63	229	6	2	.210	
2013	LOS ANGELES	16-9	1.83	33	33	3	2	0	236.0	164	55	48	11	3	52	232	12	2	.195	
2014	LOS ANGELES	21-3	1.77	27	27	6	2	0	198.1	139	42	39	9	2	31	239	7	2	.196	
	Chattanooga	0-0	1.80	1	1	0	0	0	5.0	6	2	1	0	0	2	9	0	0	.286	
	Rancho Cucamonga	0-0	1.80	1	1	0	0	0	5.0	2	1	1	1	0	1	6	0	0	.118	
2015	LOS ANGELES	16-7	2.13	33	33	4	3	0	232.2	163	62	55	15	5	42	301	9	3	.194	
2016	LOS ANGELES	12-4	1.69	21	21	3	3	0	149.0	97	31	28	8	2	11	172	5	3	.184	
	Rancho Cucamonga	0-0	0.00	1	1	0	0	0	3.0	1	0	0	0	0	0	5	0	0	.111	
2017	LOS ANGELES	18-4	2.31	27	27	1	0	0	175.0	136	49	45	23	0	30	202	4	2	.212	
	Oklahoma City	0-1	1.80	1	1	0	0	0	5.0	2	1	1	1	0	0	8	0	0	.125	
2018	LOS ANGELES	9-5	2.73	26	26	0	0	0	161.1	139	55	49	17	2	29	155	10	0	.227	
2019	LOS ANGELES	16-5	3.03	29	28	0	0	0	178.1	145	63	60	28	2	41	189	7	1	.222	
	Tulsa	0-0	3.00	1	1	0	0	0	6.0	5	2	2	2	0	0	6	0	0	.238	
	Oklahoma City	0-0	4.15	1	1	0	0	0	4.1	4	2	2	1	0	2	6	0	0	.267	
2020	LOS ANGELES	6-2	2.16	10	10	0	0	0	58.1	41	18	14	8	1	8	62	0	0	.194	
2021	LOS ANGELES	10-8	3.55	22	22	0	0	0	121.2	103	51	48	15	3	21	144	7	1	.224	
	Oklahoma City	0-0	6.00	1	1	0	0	0	3.0	4	2	2	1	0	0	3	0	0	.308	
2022	LOS ANGELES	12-3	2.28	22	22	0	0	0	126.1	96	36	32	10	2	23	137	0	1	.206	
	Rancho Cucamonga	0-0	2.25	1	1	0	0	0	4.0	3	1	1	1	0	1	7	1	0	.200	
2023	LOS ANGELES	13-5	2.46	24	24	0	0	0	131.2	100	39	36	19	3	40	137	6	2	.209	
2024	Rancho Cucamonga	0-0	3.00	1	1	0	0	0	3.0	2	1	1	0	0	2	12	0	0	.222	
	Oklahoma City	0-0	3.86	2	2	0	0	0	7.0	6	3	3	1	0	1	7	0	0	.231	
	LOS ANGELES	2-2	4.50	7	7	0	0	0	30.0	36	19	15	2	2	9	24	2	1	.303	
Major League - 16 years		212-94	2.50	432	429	25	15	0	2742.2	2091	835	762	227	44	678	2968	103	25	.210	
Dodger Totals - 16 years		212-94	2.50	432	429	25	15	0	2742.2	2091	835	762	227	44	678	2968	103	25	.210	
Minor League - 10 years		12-11	2.54	59	55	0	0	1	265.2	191	96	75	17	2	99	338	25	3	.199	

Career Postseason Pitching Record																			
Year	Team	W-L	ERA	G	GS	CG	SHO	SV	IP	H	R	ER	HR	HBP	BB	SO	WP	BK	
2008	NLCS: LA vs. PHI	0-0	4.50	2	0	0	0	0	2.0	1	1	1	0	0	2	1	0	0	
2009	NLDS: LA vs. STL	0-0	2.70	1	1	0	0	0	6.2	9	2	2	1	0	1	4	1	0	
	NLCS: LA vs. PHI	0-1	9.45	2	1	0	0	0	6.2	5	7	7	2	1	6	6	3	0	
2013	NLDS: LA vs. ATL	1-0	0.69	2	2	0	0	0	13.0	6	3	1	0	0	4	18	2	0	
	NLCS: LA vs. STL	0-2	6.30	2	2	0	0	0	10.0	12	8	7	0	0	3	10	2	0	
2014	NLDS: LA vs. STL	0-2	7.82	2	2	0	0	0	12.2	12	11	11	3	0	2	19	1	0	
2015	NLDS: LA vs. NYM	1-1	2.63	2	2	0	0	0	13.2	7	4	4	2	0	5	19	0	0	
2016	NLDS: LA vs. WAS	1-0	5.84	3	2	0	0	1	12.1	15	8	8	0	0	3	19	0	0	
	NLCS: LA vs. ChC	1-1	3.00	2	2	0	0	0	12.0	9	5	4	2	0	1	10	0	0	
	WS: LAD vs. HOU	1-0	4.02	3	3	0	0	0	15.2	9	7	7	2	0	5	17	0	0	
2017	NLDS: LAD vs. ARI	1-0	5.68	1	1	0	0	0	6.1	5	4	4	4	0	3	7	0	0	
	NLCS: LAD vs. ChC	1-0	2.45	2	2	0	0	0	11.0	7	3	3	2	0	2	9	0	0	
	WS: LAD vs. HOU	1-0	4.02	3	3	0	0	0	15.2	9	7	7	2	0	5	17	0	0	
2018	NLDS: LAD vs. ATL	1-0	0.00	1	1	0	0	0	8.0	2	0	0	0	1	0	3	0	0	
	NLCS: LAD vs. MIL	1-1	4.09	3	2	0	0	0	11.0	9	6	5	1	0	4	13	0	0	
	WS: LAD vs. BOS	0-2	7.36	2	2	0	0	0	11.0	14	9	9	3	0	3	10	0	0	
2019	NLDS: LAD vs. WAS	0-1	7.11	2	1	0	0	0	6.1	8	5	5	2	2	1	5	0	0	
2020	NLWC: LAD vs. MIL	1-0	0.00	1	1	0	0	0	8.0	3	0	0	0	0	1	13	0	0	
	NLDS: LAD vs. SD	0-0	4.50	1	1	0	0	0	6.0	6	3	3	2	0	0	6	0	0	
	NLCS: LAD vs. ATL	0-1	7.20	1	1	0	0	0	5.0	7	4	4	1	0	1	4	0	0	
	WS: LAD vs. TB	2-0	2.31	2	2	0	0	0	11.2	7	3	3	1	0	3	14	0	0	
2022	NLDS: LAD vs. SD	0-0	5.40	1	1	0	0	0	5.0	6	3	3	1	0	0	6	0	0	
2023	NLDS: LAD vs. ARI	0-1	162.00	1	1	0	0	0	0.1	6	6	6	1	0	1	0	0	0	
Postseason Totals		13-13	4.49	39	32	0	0	1	194.1	165	102	97	30	4	51	213	11	0	
WC Totals		1-0	0.00	1	1	0	0	0	8.0	3	0	0	0	0	1	13	0	0	
LDS Totals		6-5	4.68	17	15	0	0	1	90.1	82	49	47	16	3	20	106	5	0	
LCS Totals		3-6	4.84	14	10	0	0	0	57.2	50	34	31	8	1	19	53	5	0	
WS Totals		3-2	4.46	7	6	0	0	0	38.1	30	19	19	6	0	11	41	1	0	

Career Single-Game Bests

Low-Hit Complete Game:	0, June 18, 2014 vs. COL	Most Strikeouts:	15 (2x), last: Sept. 2, 2015 vs. SF
Most Innings Pitched Starter:	9.0 (25x), last: July 9, 2017 vs. KC	Most Walks:	6 (3x), last: April 25, 2018 vs. MIA
Most Innings Pitched Reliever:	2.0, Sept. 22, 2009 at WAS	Longest Winning Streak:	12 games, May 6-Sept. 1, 2017
Most Earned Runs Allowed:	9, April 26, 2009 at COL	Longest Losing Streak:	3 (6x), last: Aug 25- Sept 6, 2019

Career Fielding Record

Position	PCT	G	PO	A	E	TC	DP
Pitcher	.974	432	79	376	12	467	16

Career Transactions

• June 6, 2006: Drafted by the Los Angeles Dodgers in the 1st round (7th pick) of the 2006 amateur draft. Player signed June 20, 2006.

Injured List

- M March 23-May 5, 2014 (teres major strain)
- June 27-Sept. 9, 2016 (mildly herniated disc, lower back)
- July 24- Sept. 1, 2017 (lower back strain)
- May 6 – May 31, 2018 (left biceps tendinitis)
- June 1 – June 23, 2018 (lower back strain)
- March 25 - April 15, 2019 (left shoulder inflammation)
- July 23 - August 2, 2020 (back stiffness)
- July 7 - Sept. 13, 2021 (left elbow inflammation)
- October 2 - 24, 2021 (left forearm discomfort)
- May 13 - June 11, 2022 (right SI joint inflammation)
- August 5 - September 1, 2022 (low back pain)
- July 3 - August 10, 2023 (left shoulder soreness)
- March 4 - July 25, 2025 (left shoulder surgery)
- August 31 - November 4, 2024 (left big toe inflammation)



Hyeseong KIM

IF | 6

@kimhs.3

Bats: Left **Throws:** Right

Height: 5-10 **Weight:** 176

Opening Day Age: 26

Born: January 27, 1999 in Goyang, Gyeonggi, South Korea

Resides: Goyang, Gyeonggi, South Korea

Acquired: Signed a three-year contract with the Los Angeles Dodgers on January 3, 2025

ML Service: 0.000



Career Highlights

* South Korean utility man joins the Dodgers after being posted to MLB on December 4 and signing a three-year deal on January 3

* In eight seasons in the Korean Baseball Organization with Nexen (2017-18) and Kiwoom (2019-2024), slashed .304/.364/.403 with 150 doubles, 39 triples, 37 home runs and 386 RBI

* Spent six seasons with Kiwoom, batting .309 with 32 homers, 280 stolen bases and 339 RB

* Won three straight KBO Fielding Awards from 2021-23 while playing four different positions for Kiwoom...is the only player to win the Golden Glove Award at shortstop and second base in the KBO

* Was part of the 2022 Asian Games, winning the Gold Medal for South Korea, slashing .292/.500/.370...also a member of the South Korea national team for the 2020 Summer Olympics and the 2023 World Baseball Classic

* He was the KBO stolen base leader in 2021, swiping 46 bases in 50 chances and has notched 211 stolen bases since 2018, which is the most in the KBO during that six-year span

Year-By-Year

2024

- In his sixth and final season with Kiwoom, batted .326 (166-for-509) with 11 homers, 30 stolen bases and 75 RBI in 127 games
- Set career-highs in home runs and RBI

2023

- In 137 games, slashed .335/.396/.446 with seven home runs and 57 RBI with 25 stolen bases and a career-high 104 runs and 186 hits

2022

- Hit .318 (164-for-516) with 18 doubles, seven triples, four home runs and 48 RBI in 129 games
- Was part of the 2022 Asian Games, winning the Gold Medal for South Korea, slashing .292/.500/.370

2021

- In a career-high 144 games, slashed .304/.372/.367 with 66 RBI
- He was the KBO stolen base leader, swiping 46 bases in 50 chances...also a career-high

2020

- Slashed .285/.345/.399 in 142 games with 24 doubles, six triples, seven home runs and 61 RBI...also stole 25 bases

2019

- Began playing for Kiwoom in the KBO, hit .276 (96-for-348) with a .694 OPS with 23 extra-base hits and 32 RBI

2018

- Slashed .270/.328/.367 in 136 games with 79 runs, 15 doubles, six triples, five home runs and 45 RBI

2017

- In his first professional season with Nexen in KBO, played 16 games and slashed .188/.235/.313 with two doubles and two home runs

Personal

Hyeseong Kim...won the Lee Young-min Batting Award for the top-hitting high school player in the Republic of Korea

Career Batting Record																				
Year	Team	AVG	G	AB	R	H	2B	3B	HR	RBI	SH	SF	HP	BB	SO	SB	CS	OBP	SLG	E
2019	Kiwoom	.276	122	348	57	96	16	7	0	32	4	4	2	29	85	20	3	.332	.362	-
2020	Kiwoom	.285	142	499	80	142	24	6	7	61	2	4	2	46	94	25	8	.345	.399	-
2021	Kiwoom	.304	144	635	99	170	20	3	3	66	0	10	8	65	97	46	4	.372	.367	-
2022	Kiwoom	.318	129	516	81	164	18	7	4	48	0	3	0	47	83	34	7	.373	.403	-
2023	Kiwoom	.335	137	556	104	186	29	6	7	57	0	5	3	57	77	25	3	.396	.446	-
2024	Kiwoom	.326	127	509	90	166	26	4	11	75	0	7	4	47	62	30	6	.383	.458	-
KBO - 6 years		.307	801	3063	511	924	133	26	32	339	6	28	19	291	498	180	31	.367	.406	-

Career Transactions

• January 3, 2025: Signed as a non-drafted international free agent

Injured List

• No injuries at the Major League Level



Landon
KNACK

RHP | 96

@lknackers

Bats: Left **Throws:** Right

Height: 6-2 **Weight:** 220

Opening Day Age: 27

Born: July 15, 1997 in Johnson City, Tennessee

Resides: Johnson City, TN

Acquired: Drafted in the 2nd round of the 2020 First-Year Player Draft by the Los Angeles Dodgers out of East Tennessee State University

ML Service: 0.079

MLB Debut: April 17, 2024



Career Highlights

- * The Tennessee native enters his fifth full season in the Dodger organization after splitting last season with the Major League club and Triple-A Oklahoma City
- * Finished his first Major League season with a 3-5 record with a 3.65 ERA (28 ER/69.0 IP) in 15 games (12 starts) with 69 strikeouts against 18 walks
- * Made his Major League debut on April 17 vs. WSH, tossing 5.0 innings and giving up four hits, two runs, a home run and a walk while striking out four
- * Picked up his first Major League win at WSH, throwing six innings and giving up three hits, two runs, a home run and three walks while striking out five
- * Owns a career Minor League record of 18-15 (69 G, 62 GS) with a 3.47 ERA (114 ER/295.1 IP)...struck out 340 batters while keeping them to a .231 batting average and a 1.19 WHIP
- * Recorded his first professional win on June 21, 2021 with Advanced-A Great Lakes against the Dayton Dragons in his second professional game, tossing three innings and striking out five
- * Named to the Dodgers 40-man roster after the 2023 season
- * Named AFL Rising Star in 2021 for Glendale Desert Dogs
- * Awarded Midwest League Pitcher of the Month for July 2021 with Great Lakes...posting a 3-0 record (5 G, 4 GS) and a 1.54 ERA (4 ER/ 23.1 IP) holding batters to only 14 hits and punching out 37 batters
- * Drafted in the 2nd round of the 2020 First-Year Player Draft by the Los Angeles Dodgers out of East Tennessee State University

Year-By-Year

2024

- Made his Major League debut on April 17 vs. WSH, tossing 5.0 innings and giving up four hits, two runs, a home run and a walk while striking out four
- Picked up his first Major League win at WSH, throwing six innings and giving up three hits, two runs, a home run and three walks while striking out five
- Finished his first Major League season with a 3-5 record with a 3.65 ERA (28 ER/69.0 IP) in 15 games (12 starts) with 69 strikeouts against 18 walks
- Picked up his first save on Aug. 13 at MIL, tossing 4.0 innings and giving up three hits and one run while striking out two
- In four stints with Triple-A Oklahoma City, went 4-3 with a 3.71 ERA (28 ER/68.0 IP) in 14 games (12 starts)
- In three Postseason appearances, went 0-0 with a 7.71 ERA (6 ER/7.0 IP)

2023

- Split the season between Double-A Tulsa (12 G) and Triple-A Oklahoma City (10 G)
- With Double-A Tulsa, fired a 2-0 record and a 2.20 ERA (14 ER.57.1 IP) with 61 strikeouts against only 12 walks and a 0.94 WHIP
- Was assigned to Triple-A Oklahoma City on June 17, tossing a 3-1 record with a 2.93 ERA (14 ER/43.0 IP) while holding batters to a .262 average

- Spun a career-high 11 strikeouts on April 29 with Tulsa against Arkansas...struck out four or more batters in eight straight games

Named Dodgers Pitching Prospect of the Year by MLB.com...spun the longest start in the history of the Double-A Tulsa organization, 7.2 innings on June 10 against Arkansas...spent the last month of the season on the injured list with Triple-A Oklahoma City...went 2-0 at home with Double-A Tulsa with a 1.56 ERA (7 ER/34.2 IP) in seven starts compared to 0-0 with a 3.18 ERA (8 ER/22.2 IP) in five starts on the road...fired a season-high 11 strikeouts on April 29 in five innings against Arkansas...named to the Dodgers 40-man roster after the 2023 season

2022

- Spent the entirety of the season with Double-A Tulsa, going 2-10 in 17 games, compiling a 5.01 ERA (36 ER/64.2 IP)...held righties to a .263 batting average and lefties to .247

- Garnered a career-high 10 strikeouts on June 26 vs. Midland, tossing 6.0 innings while not factoring in the decision...allowed two earned runs on nine hits

- Punched out three or more batters in 15 of his 17 outings...pitched 5.0+ innings in five games, firing 6.0 innings on two occasions: May 27 and June 26

- Recorded three scoreless outings, May 20 at Amarillo, Aug. 27 at Arkansas, and Sept. 2 at Northwest Arkansas

2021

- Split the season between Advanced-A Great Lakes (10 G, 5 GS) and Double-A Tulsa (6 GS)

- With Advanced-A Great Lakes, earned a 5-0 record and a 2.50 ERA (11 ER/39.2 IP), striking out 55 and walking only three

- With Double-A Tulsa, compiled a 2-1 record with a 4.37 ERA (11 ER/ 22.2 IP), holding batters to a .221 batting average

- Recorded his first professional win on June 21, 2021 with Advanced-A Great Lakes against the Dayton Dragons in his second professional game, tossing three innings and striking out five

- Named AFL Rising Star in 2021 for Glendale Desert Dogs

- Awarded Midwest League Pitcher of the Month for July 2021...posting a 3-0 record (5 G, 4 GS) and a 1.54 ERA (4 ER/ 23.1 IP) and holding batters to only 14 hits and punching out 37 batters

2020

- Spent time at Dodgers Alternate Training Site

Personal

Landon Dakota Knack...born in Johnson City, TN on July 15, 1997...played two years of college baseball at Walters State Community College and two years at East Tennessee State University...at ETSU finished 9-4 in his first year and 4-0 in the shortened 2020 season...presently ETSU's all-time career ERA leader with 2.60...set ETSU record with 16 strikeouts in one game on March 7, 2020 vs. Wagner...drafted in the 2nd round of the 2020 First-Year Player Draft by the Los Angeles Dodgers out of East Tennessee State University

Career Pitching Record																			
Year	Team	W-L	ERA	G	GS	CG	SHO	SV	IP	H	R	ER	HR	HB	BB	SO	WP	BK	AVG
2021	Great Lakes	5-0	2.50	10	5	0	0	0	39.2	31	11	11	2	4	5	55	3	0	.215
	Tulsa	2-1	4.37	6	6	0	0	0	22.2	19	11	11	6	2	3	27	1	0	.221
2022	Tulsa	2-10	5.01	17	17	0	0	0	64.2	64	40	36	8	2	27	80	1	0	.257
2023	Tulsa	2-0	2.20	12	12	0	0	0	57.1	42	18	14	3	1	12	61	2	0	.202
	Oklahoma City	3-1	2.93	10	10	0	0	0	43.0	44	19	14	6	1	18	38	0	1	.262
2024	Oklahoma City	4-3	3.71	14	12	0	0	0	68.0	55	30	28	7	1	31	79	1	0	.223
	LOS ANGELES	3-5	3.65	15	12	0	0	1	69.0	58	28	28	14	3	18	69	1	1	.220
Minor League - 4 years		18-15	3.47	69	62	0	0	0	295.1	255	129	114	32	11	96	340	8	1	.231
Major League- 1 year		18-15	3.47	69	62	0	0	0	295.1	255	129	114	32	11	96	340	8	1	.231

Career Postseason Pitching Record																			
Year	Team	W-L	ERA	G	GS	CG	SHO	SV	IP	H	R	ER	HR	HBP	BB	SO	WP	BK	
2024	NLDS: LAD vs. SD	0-0	0.00	1	0	0	0	0	1.0	1	0	0	0	0	0	1	0	0	
	NLCS: LAD vs. NYM	0-0	22.50	1	0	0	0	0	2.0	5	5	5	1	0	3	2	0	0	
	WS: LAD vs. NYY	0-0	2.25	1	0	0	0	0	4.0	2	1	1	1	0	1	2	0	0	
Postseason Totals		0-0	7.71	3	0	0	0	0	7.0	8	6	6	2	0	4	5	0	0	
LDS Totals		0-0	0.00	1	0	0	0	0	1.0	1	0	0	0	0	0	1	0	0	
LCS Totals		0-0	22.50	1	0	0	0	0	2.0	5	5	5	1	0	3	2	0	0	
WS Totals		0-0	2.25	1	0	0	0	0	4.0	2	1	1	1	0	1	2	0	0	

Career Single-Game Bests																				
Low-Hit Complete Game:		---							Most Strikeouts:							8, September 6, 2024 vs. CLE				
Most Innings Pitched Starter:		6.0, 2x, last, September 6, 2024 vs. CLE							Most Walks:							3, April 24, 2024 at WAS				
Most Innings Pitched Reliever:		4.1, July 11, 2024 at PHI							Longest Winning Streak:							1, 3x, last, Sepetember 18, 2024				
Most Earned Runs Allowed:		5, September 13, 2024 at ATL							Longest Losing Streak:							2, September 6-13, 2024				

Career Fielding Record							
Position	PCT	G	PO	A	E	TC	DP
Pitcher	1.000	15	7	1	0	8	0

Career Transactions

• June 29, 2020: Drafted by the Los Angeles Dodgers in the second round of the 2020 First Year Player Draft out of East Tennessee State University.

Injured List

• No Injuries at the Major League level



Michael
KOPECH

RHP | 45

@dodgers

Bats: Right **Throws:** Right

Height: 6-3 **Weight:** 220

Opening Day Age: 28

Born: April 30, 1996 in Longview, TX

Resides: Longview, TX

Acquired: Via trade with the Chicago White Sox and St. Louis Cardinals for Alexander Albertus, Jeral Perez and Miguel Vargas

ML Service: 5.041

MLB Debut: August 21, 2018



Career Highlights

- * Hard-throwing righty has played five seasons with the Chicago White Sox (2018, 2021-24) and the Los Angeles Dodgers (2024), posting a 21-33 record with a 4.19 ERA (186 ER/400.0 IP), a 1.32 WHIP and 445 strikeouts in 170 career games (60 starts)
- * Went 4-0 in his first season with the Dodgers with a 1.13 ERA (3 ER/24.0 IP) with nine saves while holding batters to a .118 average
- * Transitioned to a full-time bullpen role in 2024 after starting 42 games from 2022-2023 with the White Sox...his 239 strikeouts over the past two seasons rank fourth among White Sox pitchers in that time frame
- * Returned to baseball in 2021 after missing all of the 2019 season recovering from Tommy John surgery and opting out of the COVID-shortened 2020 season...recorded a 4-3 record while also posting a career low 3.50 ERA and 1.13 WHIP...also struck out 100 batters in a season for the first time in his career
- * Won his first career game in his second MLB appearance on Aug. 26, 2018 against DET...spun 6.0 IP, allowing one earned run on seven hits with four strikeouts
- * Made his Major League debut on August 21, 2018 against MIN....allowed three hits and struck out four batters in 2.0 scoreless innings
- * Owns a 24-22 record in the Minor Leagues with a 3.05 ERA, a 1.21 WHIP and 514 strikeouts in 85 career Minor League games (84 starts)
- * Had a breakout 2017 season with Double-A Birmingham after being traded to the Chicago White Sox organization...posted a 8-7 record with a 2.87 ERA, a 1.15 WHIP and 155 strikeouts....earned the 2017 Southern League Pitcher of the Year award and was selected to the 2017 Futures Game
- * Named an Arizona Fall League Rising Star in 2016 and was also selected to the AFL All-Prospect Team as a member of the Surprise Saguaros
- * Drafted in the first round (33rd overall) by the Boston Red Sox in the 2014 MLB First-Year Player Draft out of Mount Pleasant High School in Mount Pleasant, TX

Year-By-Year

2024

- High-leverage reliever went 4-0 with the Dodgers with a 1.13 ERA (3 ER/24.0 IP) with nine saves while holding batters to a .118 average
- Switched to a bullpen role with CWS after starting 42 games over the past two seasons...recorded a 2-8 record with a 4.74 ERA (23 ER/43.2 IP) and a 1.35 WHIP in 43 games...struck out 59 batters against 24 walks
- Acquired by the Dodgers at the 2024 trade deadline from the Chicago White Sox in a three-team trade with the St. Louis Cardinals in exchange for shortstop Alexander Albertus, third baseman Jeral Perez and outfielder Miguel Vargas...Dodgers also acquired infielder Tommy Edman from the Cardinals in the deal
- Owns the sixth-longest scorless inning streak by a White Sox pitcher this season at 6.2 IP, which he achieved from May 4-24 of this season
- Did not allow an earned run in his final five appearances with the White Sox before being traded to the Dodgers

- Struck out the side in his first appearance with the Dodgers...all three batters struck out on his fastball, which has the sixth-highest average velocity (98.6 mph) in MLB

- Appeared in 10 Postseason games (one start), going 1-0 with a 3.00 ERA (3 ER/9.0 IP) and 10 strikeouts

- Picked up the win in Game 3 of the NLCS against NYM, tossing 1.0 scoreless inning and striking out one

2023

- Appeared in 30 games for the White Sox, posting a 5-12 record with a 5.43 ERA (78 ER/129.1 IP) and a 1.59 WHIP

- Struck out a career high 134 batters, which ranked third on the White Sox pitching staff...also finished second on the team in games started (27) and third in innings pitched (129.1)

- Had a stellar month of May, registering a 3-2 record with a 3.75 ERA (11 ER/36.0 IP) and a .917 WHIP...also struck out 43 batters, which ranked fourth in the Majors during the month

- Punched out 10 batters in two different starts (May 19 vs. KC, May 29 vs. LAA)...has struck out 10 or more batters four times in his Major League career

- Earned his first win of the season on May 7 at CIN...became the fifth pitcher in White Sox history to win after giving up four or more home runs

- Tossed a career-high 8.0 IP and faced the minimum 24 batters on May 19 vs. KC...was the third pitcher in franchise history to spin 8.0 or more IP with one or no hits allowed, 10 strikeouts and zero walks...joining Floyd Bannister (9/13/87 at Seattle) and Gary Peters (7/15/63 vs. Baltimore)

- Fired 7.0 scoreless IP in his next start against Cleveland, becoming the first Sox pitcher to record consecutive scoreless starts of 7.0-plus IP with nine-plus strikeouts and allowing two hits or less

2022

- Started 25 games after serving in a bullpen role during the 2021 season...posting a 5-9 record with a 3.54 ERA (47 ER/119.1 IP) and a 1.19 WHIP with 105 strikeouts...marked his second season with 100 or more strikeouts

- Fared well against right-handed batters, ranking fourth in opponent's batting average (.186), ninth in OPS (.597) and slugging percentage (.328) and on-base percentage (.269) among American League pitchers with at least 25 starts

- Spun a 3-0 record with a 0.89 ERA (2 ER/20.1 IP), a 0.98 WHIP and 20 strikeouts in four starts against interleague opponents...first three starts were all scoreless (15.1 IP)

- Did not allow an earned run in five of his first eight starts of the season

- Had his best outing of his career on August 22 against DET, striking out a career 11 batters without allowing a hit across 6.0 IP

- Allowed one hit or less in five-plus IP five times, which was tied with Nestor Cortes and Cristian Javier for the most such outings in MLB...also tied with Carlos Rodón (2021) for the most such outings by a White Sox pitcher since 1920

2021

- Made his return to baseball after missing the entire 2019 season recovering from Tommy John surgery and opting out of the COVID-shortened 2020 season...posted a 4-3 record with a 3.50 ERA (27 ER/69.1 IP) and a 1.13 WHIP...joined Liam Hendriks as the only White Sox relievers with 100 or more strikeouts on the season

- Struck out 10 batters in a start for the first time in his career on April 25 against TEX...also marked his second win of the 2021 season...joined Carlos Rodón and Gio González as the only White Sox pitchers to strike out 10 or more batters in 4.0 IP

- Allowed one earned run or fewer in his first 23 appearances of the season...struck out 59 batters across 41.1 IP and held opposing hitters to a .158 average

- Won his first postseason game in his playoff debut in Game 3 of the 2021 ALDS against the HOU...allowed three earned runs on four hits with five strikeouts in 2.1 IP

- Earned his first win of the season in his 2021 debut on April 2 against the Angels, striking out three batters in 2.0 innings of relief

2020

- Opted out of COVID-shortened 2020 season

2019

- Missed entire 2019 season recovering from Tommy John Surgery

2018

- Made four starts in his first stint in the big leagues with the White Sox, posting a 1-1 record with a 5.02 ERA (8 ER/14.1 IP) and a 1.53 WHIP along with 15 strikeouts against two walks

- Won his first career game in his second MLB start on Aug. 26 against the DET...fired 6.0 IP, allowing one earned run on seven hits with four strikeouts

- Made his Major League debut on Aug. 21 against MIN...allowed three hits and struck out four batters in 2.0 scoreless IP...punched out Miguel Sanó for his first career strikeout

- Spent the majority of the season with Triple-A Charlotte, recording a 7-7 record with a 3.70 ERA (52 ER/129.1 IP) and a 1.27 WHIP in 24 starts...led the International League with 170 strikeouts
- Named a Triple-A All-Star by Baseball America

2017

- Started 25 games between Double-A Birmingham (22 GS) and Triple-A Charlotte (3 GS), registering a 9-8 record with a 2.88 ERA (43 ER/143.1 IP) and a 1.17 WHIP along with 172 strikeouts
- Earned the Southern League Pitcher of the Year award after leading the league in K/9 (11.69) while also finishing second in the league in strikeouts (155), fourth in ERA (2.87) and sixth in WHIP (1.15)...was also named to Southern League Mid-Season and Post-Season All-Star teams
- Selected to the 2017 Futures Game and was named a Double-A All-Star by Baseball America

2016

- Spent the majority of the season with High-A Salem, recording a 4-1 record with a 2.25 ERA (13 ER/52.0 IP), a 1.04 WHIP and 82 strikeouts in 11 starts...also tossed 4.1 IP in his only start with the Lowell Spinners
- Was named the Carolina League Pitcher of the Month for August and took home the Pitcher of the Week honors for the week of August 28
- Excelled in the Arizona Fall League with the Surprise Saguaros, earning a spot on the AFL All-Prospect team and being named an AFL Rising Star
- Was dealt by the Red Sox to the Chicago White Sox along with Victor Diaz, Luis Alexander Basabe and Yoán Moncada for Chris Sale

2015

- Spent the entire season with Single-A Greenville, posting a 4-5 record with a 2.63 ERA (19 ER/65.0 IP) and a 1.23 WHIP along with 70 strikeouts against 27 walks
- Named to South Atlantic League Mid-Season All-Star team and also took home Pitcher of the Week honors for the week of April 27

2014

- Started eight games in his first season of professional baseball with the GCL Red Sox, posting a 0-1 record with a 4.61 ERA (7 ER/13.2 IP) and a 1.46 WHIP along with 16 strikeouts against nine walks
- Drafted in the first round (33rd overall) by the Boston Red Sox in the 2014 MLB First-Year Player Draft...signed with the club on June 16

Personal

Michael Talbert Kopech...married to wife Morgan and has three children: River, Vander and Clover...was a two-time Perfect Game All-American...faced three-time Super Bowl Champion Patrick Mahomes on March 11, 2014...Mahomes tossed a no-hitter with 16 strikeouts while Kopech allowed an earned run on two hits with 12 strikeouts in 6.0 IP...was committed to the University of Arizona for baseball before signing with the Boston Red Sox after being drafted in 2014

Career Pitching Record																				
Year	Team	W-L	ERA	G	GS	CG	SHO	SV	IP	H	R	ER	HR	HB	BB	SO	WP	BK	AVG	
2014	GCL Red Sox	0-1	4.61	8	8	0	0	0	13.2	11	7	7	0	0	9	16	0	0	.216	
2015	Greenville	4-5	2.63	16	15	0	0	0	65.0	53	25	19	2	8	27	70	2	0	.228	
2016	Lowell	0-0	0.00	1	1	0	0	0	4.1	4	0	0	0	0	4	4	3	0	.250	
	Salem	4-1	2.25	11	11	0	0	0	52.0	25	15	13	1	5	29	82	8	0	.147	
2017	Birmingham	8-7	2.87	22	22	0	0	0	119.1	77	45	38	6	6	60	155	8	1	.184	
	Charlotte	1-1	3.00	3	3	0	0	0	15.0	15	5	5	0	0	5	17	1	0	.263	
2018	Charlotte	7-7	3.70	24	24	0	0	0	126.1	101	58	52	9	13	60	170	1	0	.219	
	CHICAGO-AL	1-1	5.02	4	4	0	0	0	14.1	20	8	8	4	5	2	15	1	0	.328	
2021	CHICAGO-AL	4-3	3.50	44	4	0	0	0	69.1	54	27	27	9	1	24	103	3	0	.210	
2022	CHICAGO-AL	5-9	3.54	25	25	0	0	0	119.1	85	53	47	15	3	57	105	2	2	.198	
2023	CHICAGO-AL	5-12	5.43	30	27	0	0	0	129.1	115	80	78	29	11	91	134	9	0	.238	
2024	CHICAGO-AL	2-8	4.74	43	0	0	0	9	43.2	35	24	23	8	5	24	59	5	2	.222	
	LOS ANGELES	4-0	1.13	24	0	0	0	6	24.0	9	3	3	1	0	10	29	1	0	.118	
Major League- 5 years		21-33	4.19	170	60	0	0	15	400.0	318	195	186	66	25	208	445	21	4	.217	
Dodger Totals- 1 year		4-0	1.13	24	0	0	0	6	24.0	9	3	3	1	0	10	29	1	0	.118	
Minor League- 5 years		24-22	3.05	85	84	0	0	0	395.2	286	155	143	18	32	194	514	34	2	.203	

Career Postseason Pitching Record																		
Year	Team	W-L	ERA	G	GS	CG	SHO	SV	IP	H	R	ER	HR	HBP	BB	SO	WP	BK
2021	ALDS: CWS vs. HOU	1-0	18.00	2	0	0	0	0	3.0	7	6	6	1	0	1	5	0	0
2024	NLDS: LAD vs. SD	0-0	0.00	4	0	0	0	0	3.1	1	0	0	0	0	2	5	0	0
	NLCS: LAD vs. NYM	1-0	4.50	2	1	0	0	0	2.0	1	1	1	0	0	2	2	1	0
	WS: LAD vs. NYY	0-0	4.91	4	0	0	0	0	3.2	3	2	2	1	0	3	3	1	0
Postseason Totals		2-0	6.75	12	1	0	0	0	12.0	12	9	9	2	0	8	15	2	0
LDS Totals		1-0	8.53	6	0	0	0	0	6.1	8	6	6	1	1	3	10	0	0
LCS Totals		1-0	4.50	2	1	0	0	0	2.0	1	1	1	0	0	2	2	1	0
WS Totals		0-0	4.91	4	0	0	0	0	2.2	3	2	2	1	0	3	3	1	0

Career Single-Game Bests

Low-Hit Complete Game:	---	Most Strikeouts:	4, July 29, 2022 vs. MIL
Most Innings Pitched Starter:	1.0, August 10, 2020 vs. TB	Most Walks:	2, (10x), last, August 2, 2023 vs. OAK
Most Innings Pitched Reliever:	2.1, May 14, 2023 vs. STL	Longest Winning Streak:	3, (2x), last, April 15, 2023 - current
Most Earned Runs Allowed:	6, August 31, 2019 at LAA	Longest Losing Streak:	5, August 18 - April 30, 2024

Career Fielding Record							
Position	PCT	G	PO	A	E	TC	DP
Pitcher	.933	2170	16	12	2	30	0

Career Transactions

- June 5, 2014: Drafted by the Boston Red Sox in the first round (33rd overall) of the 2014 MLB First-Year Player Draft
- December 26, 2016: Traded along with Victor Diaz, Luis Alexander Basabe and Yoán Moncada to the Chicago White Sox for Chris Sale
- July 29, 2024: Traded to the Los Angeles Dodgers with Tommy Edman as a part of a three-team trade with the St. Louis Cardinals for Alexander Albertus, Jeral Perez and Miguel Vargas

Injured List

- September 8 - October 29, 2018 (UCL sprain in right elbow)
- March 11 - October 31, 2019 (Tommy John surgery)
- May 31 - June 30, 2021 (strained left hamstring)
- August 23 - October 6, 2022 (left knee strain; right shoulder inflammation)
- July 2 - July 14, 2023 (right shoulder inflammation)
- September 22 - October 2, 2023 (right knee inflammation)



Dustin MAY

RHP | 85

@d_maydabeast

Bats: Right Throws: Right

Height: 6-6 Weight: 180

Opening Day Age: 27

Born: September 6, 1997 in Justin, TX

Resides: Justin, TX

Acquired: Drafted in the 3rd round of the 2016 First Year Player Draft from Northwest HS (TX)

ML Service: 4.059

MLB Debut: August 2, 2019



Career Highlights

- * Flame-throwing right-hander enters his sixth big league season with an 12-9 record and a 3.10 ERA (66 ER/191.2 IP) in 46 Major League games (34 starts) with the Dodgers in 2019-23
- * Missed the 2024 season recovering from a torn flexor tendon in July 2023 and an esophageal tear in July 2024
- * Was sidelined for most of the 2021 season while recovering from Tommy John surgery on May 11...returned to the big-league stage on Aug. 20, 2022
- * Has limited opponents to a .206 batting average in the Majors, including a .201 mark against righties
- * Was the Dodgers' 2020 Opening Day starter vs. San Francisco after an injury sidelined Clayton Kershaw, becoming the first rookie to start LA's season-opener since Fernando Valenzuela in 1981
- * Made his big-league debut on August 2, 2019 against San Diego, allowing four runs (three earned) on nine hits in 5.2 innings, taking the loss in the Dodgers' 5-2 defeat
- * Earned his first win on August 13, 2019 at Miami after tossing 5.2 innings of one-run ball, striking out five batters while allowing a walk
- * Has an 25-17 mark with a 3.41 ERA in 84 games (79 starts) in five minor league seasons...has 430 strikeouts in 424.2 minor league innings
- * Named 2018 California League Post-Season All-Star, as well as 2017 Midwest League Mid-Season All-Star
- * Originally selected by the Dodgers in the third round of the 2016 First-Year Player Draft

Year-By-Year

2024

- Missed the entirety of the season after surgery to repair a torn flexor tendon in his right arm from July 2023 and an esophageal tear in July

2023

- Fired a 4-1 record in nine starts with a 2.63 ERA (14 ER/48.0 IP) with 34 strikeouts against 16 walks
- In his May 17 start against Minnesota, left after one inning with right elbow pain before diagnosed with a right flexor pronator strain...underwent surgery in July for Grade 2 UCL sprain

Started the second game of the season on March 31 against Arizona, spinning seven scoreless innings and giving up only three hits and one walk while striking out four while not factoring in the decision...notched at least one strikeout in all nine outings, including hitting a season-high six punchouts twice (Apr. 22 at Chicago-NL, May 6 at San Diego)...hurled a 3-1 record on the road with a 1.99 ERA (5 ER/22.2 IP) in four starts compared to a 1-0 record with a 3.20 ERA (9 ER/25.1 IP) in five starts

2022

- Split season between ACL Dodgers, Triple-A Oklahoma City, and Los Angeles Dodgers...pitched in one game, five games, and six games respectively as he was rehabbing from Tommy John surgery suffered on May 1, 2021
- Struck out three batters in 2.0 innings in lone Arizona Complex League game...with Triple-A Oklahoma City, went 1-0 in 5 starts, posting a 1.89 ERA (4 ER/19.0 IP) and giving up four hits and two homers

- Appeared in six Major League games and posted a 4.50 ERA (15 ER/30.0 IP), fanning 29 batters against 14 walks...pitched aggressively against Major League lefties holding them to a .148 average

2021

- Started just five games this season before tearing his UCL on May 1...had Tommy John surgery ten days later in Los Angeles (performed by Dr. Neal ElAttrache)

- Across his five appearances, the righty garnered a 1-1 record with a 2.74 ERA (7 ER/23.0 IP) and a 0.96 WHIP

Recorded 35 punchouts against just six walks, limiting hitters to a .186/.247/.349 slashline...struck out a career high 10 batters on April 25 against San Diego...gave up just two hits over 6.0 solid innings

2020

- Spent the entire season with the Dodgers, going 3-1 in 12 games (10 starts) and ranking among the NL leaders (min. 50.0 IP) in ERA (2.57, 8th), opponents' batting average (.220, T-13th) and WHIP (1.09, T-12th)...ranked second among rookies in ERA (min. 40.0 IP)

- Averaged 99.1 MPH on his four-seam fastball, the fastest among MLB pitchers (min. 250 pitches)

- Was the Dodgers' Opening Day starter vs. San Francisco after an injury sidelined Clayton Kershaw, becoming the first rookie to start LA's season-opener since Fernando Valenzuela in 1981...allowed one run on seven hits and struck out four in 4.1 innings and did not factor in the decision in the Dodgers' 8-1 win

- Appeared in seven games (three starts) during the Dodgers' run to a World Championship, going 1-0 with a 4.22 ERA (5 ER/10.2 IP)...picked up the win in Game 1 of the NLDS vs. San Diego, striking out three in 2.0 hitless, scoreless innings of relief

2019

- In his first season with Los Angeles, he went 2-3 with a 3.63 ERA (14 ER/34.2 IP) in 14 games (four starts), posting a 1.10 WHIP and striking out 32 batters

- As a starter, he posted a 1-2 record with a 2.82 ERA (7 ER/22.1 IP), striking out 17 batters against only three walks while registering a 1.07 WHIP

- Made 10 relief appearances, posting a 1-1 record with a 5.11 ERA (7 ER/12.1 IP) and 15 strikeouts

Recorded a 10.0 inning scoreless streak from September 7-29, striking out 14 batters during that time...limited right-handed batters to a .188 average, compared to a .346 mark against lefties...made two relief appearances for the Dodgers against the Nationals during the NLDS, allowing one earned run in 3.1 innings while recording a strikeout...in the minors, split the season between Double-A Tulsa and Triple-A Oklahoma City, going a combined 6-5 with a 3.38 ERA (40 ER/106.2 IP) and 110 strikeouts...honored as a Mid-Season and Post-Season All-Star with Double-A Tulsa and was also selected to the U.S. team for the 2019 Futures Game...earned Pitcher of the Week honors with Double-A Tulsa for the period ending on June 23 and then again on July 28 with Triple-A Oklahoma City

2018

- May compiled his best season as a professional, going 9-5 with a 3.39 ERA with 122 strikeouts in 132.2 innings across Advanced-A Rancho Cucamonga and Double-A Tulsa

- Began the season with Advanced-A Rancho Cucamonga, going 7-3 with a 3.29 ERA with 94 strikeouts in 98.1 innings

- Set career-highs in ERA, WHIP (1.108) and batting average against (.241)

Named California League Pitcher of the Week on May 27 after going 1-0 without allowing a run in five scoreless frames in the week of May 20th through the 27th...promoted to Double-A Tulsa on July 31 and finished the season with the Drillers...went 2-2 with a 3.67 ERA in six starts with Double-A Tulsa...dominated away from home, going 2-0 with a 1.77 ERA in three starts...limited hitters to a .130 batting average and 0.74 WHIP away from home

2017

Combined to go 9-6 with a 3.63 ERA (54 ER/134.0 IP) in 25 games (24 starts) with Advanced-A Rancho Cucamonga and Single-A Great Lakes...struck out 128 batters against 27 walks...was selected as a Mid-Season All-Star as a member of the Loons

2016

In his first professional season, he went 0-1 with a 3.86 ERA (13 ER/30.1 IP) in 10 games (six starts) with Rookie-level AZL Dodgers

Personal

Dustin Jake May...married longtime girlfriend Millie during the 2022 offseason...starred at Northwest High School (Justin, TX), going 5-1 with a 1.50 ERA with 79 strikeouts in 56 innings his senior year and committed to play baseball at Texas Tech before signing with the Dodgers...drafted by Los Angeles in the 3rd round (101 overall) of the 2016 First-Year Player Draft out of Northwest High School.

Career Pitching Record																				
Year	Team	W-L	ERA	G	GS	CG	SHO	SV	IP	H	R	ER	HR	HB	BB	SO	WP	BK	AVG	
2016	AZL Dodgers	0-1	3.86	10	6	0	0	1	30.1	37	16	13	0	3	4	34	3	0	.291	
2017	Great Lakes	9-6	3.88	23	23	0	0	0	123.0	121	60	53	8	9	26	113	10	1	.249	
	Rancho Cucamonga	0-0	0.82	2	1	0	0	0	11.0	6	3	1	0	0	1	15	0	0	.150	
2018	Tulsa	2-2	3.67	6	6	0	0	0	34.1	27	14	14	0	4	12	28	4	0	.209	
	Rancho Cucamonga	7-3	3.29	17	17	0	0	0	98.1	91	42	36	9	8	17	94	6	1	.241	
2019	Tulsa	3-5	3.74	15	15	0	0	0	79.1	71	41	33	5	7	20	86	7	0	.237	
	Oklahoma City	3-0	2.30	5	5	0	0	0	27.1	21	8	7	0	5	9	24	1	1	.212	
	LOS ANGELES	2-3	3.63	14	4	0	0	0	34.2	33	17	14	2	4	5	32	0	0	.250	
2020	LOS ANGELES	3-1	2.57	12	10	0	0	0	56.0	45	18	16	9	1	16	44	2	0	.220	
2021	LOS ANGELES	1-1	2.74	5	5	0	0	0	23.0	16	8	7	4	1	6	35	0	0	.186	
2022	LOS ANGELES	2-3	4.50	6	6	0	0	0	30.0	21	17	15	3	5	14	29	0	0	.194	
	AZL Dodgers	0-0	0.00	1	1	0	0	0	2.0	0	0	0	0	0	0	3	0	0	.000	
	Oklahoma City	1-0	1.89	5	5	0	0	0	19.0	14	4	4	2	0	6	33	1	0	.192	
2023	LOS ANGELES	4-1	2.63	9	9	0	0	0	48.0	29	14	14	1	2	16	34	1	0	.173	
2024								--Injured--												
Major League - 4 years		8-8	3.26	37	25	0	0	0	143.2	115	60	52	18	11	41	140	2	0	.217	
Dodger Totals - 4 years		8-8	3.26	37	25	0	0	0	143.2	115	60	52	18	11	41	140	2	0	.217	
Minor League - 5 years		25-17	3.41	84	79	0	0	1	424.2	388	188	161	24	36	95	430	32	3	.237	

Career Postseason Pitching Record																				
Year	Team	W-L	ERA	G	GS	CG	SHO	SV	IP	H	R	ER	HR	HBP	BB	SO	WP	BK		
2019	NLDS: LAD vs. WAS	0-0	2.70	2	0	0	0	0	3.1	3	1	1	0	0	1	1	0	0		
	NLDS: LAD vs. SD	1-0	0.00	2	1	0	0	0	3.0	0	0	0	0	0	1	4	0	0		
2020	NLCS: LAD vs. ATL	0-0	3.86	3	2	0	0	0	4.2	5	3	2	0	1	5	6	0	0		
	WS: LAD vs. TB	0-0	9.00	2	0	0	0	0	3.0	5	3	3	1	0	0	3	0	0		
Postseason Totals		1-0	3.86	9	3	0	0	0	14.0	13	7	6	1	1	7	14	0	0		
LDS Totals		1-0	1.42	4	1	0	0	0	6.1	3	1	1	0	0	2	5	0	0		
LCS Totals		0-0	3.86	3	2	0	0	0	4.2	5	3	2	0	1	5	6	0	0		
WS Totals		0-0	9.00	2	0	0	0	0	3.0	5	3	3	1	0	0	3	0	0		

Career Single-Game Bests																				
Low-Hit Complete Game:			None						Most Strikeouts:			11, Aug 12, 2022 vs DET								
Most Innings Pitched Starter:			8.0, May 19, 2023 vs KCR						Most Walks:			7, June 27, 2023 @ LAA								
Most Innings Pitched Reliever:			3.0, 3x, last, Oct 3, 2021 vs DET						Longest Winning Streak:			4 games, Aug 10, 2024-active								
Most Earned Runs Allowed:			9, Aug 18, 2023 @ COL						Longest Losing Streak:			5 games, Aug 18, 2023-Apr 30, 2024								

Career Fielding Record																				
Position	PCT	G	PO	A	E	TC	DP													
Pitcher	.800	6	2	6	2	10	0													

Career Transactions

- June 10, 2016: Drafted by the Los Angeles Dodgers in the 3rd round of the 2016 amateur draft. Player signed June 20, 2016.

Injured List

- May 4 - November 7, 2021 (Tommy John surgery)
- September 24 - October 7, 2022 (low back tightness)
- May 18 - November 6, 2023 (right forearm strain)
- February 8 - November 4, 2024 (TJ recovery)



Bobby MILLER

RHP | 28

@bobby_miller_15

Bats: Right **Throws:** Right

Height: 6-5 **Weight:** 220

Opening Day Age: 25

Born: April 5, 1999 in Elk Grove Village, IL

Resides: Elk Grove Village, IL

Acquired: Drafted in the first round (29th overall) of the 2020 First-Year Player Draft

ML Service: 1.116

ML Debut: May 23, 2023



Career Highlights

- * 25-year-old enters his fifth professional season in the Dodgers organization after splitting last season between the big-league club and Triple-A Oklahoma City
- * Illinois native owns a 13-8 Major League record with a 5.24 ERA (105 ER/180.1 IP) with 171 strikeouts against 62 walks
- * Picked up his first win in his Major League debut against Atlanta on May 23, 2023 after spinning five innings and giving up four hits, one run and one walk while striking out five
- * With his win against the Mariners on September 15th, 2023 he became the first American-born Dodger rookie starting pitcher to record double digit wins in a season since Tim Lincecum in 1988 ...named to the Baseball America All-Rookie Team
- * Made his first Postseason appearance, starting Game 2 of the 2023 NLDS...gave up four hits, three runs and two walks while striking out two in the loss
- * Boasts a 10-12 Minor League record with 4.13 ERA (99 ER/216.0 IP) across 53 games (49 starts) with 254 strikeouts against 76 walks...has a 1.18 WHIP and has limited the opposition to a .219 average
- * Was selected to the 2022 All-Star Futures Game with Double-A Tulsa where he started the game, punching out three of the five batters he faced... gave up one hit and one walk in one inning pitched
- * Earned his first professional win on July 4, 2021 at Fort Wayne, pitching in relief for 4.2 innings while giving up just one earned run on three hits and a walk, striking out five
- * Recorded his first professional strikeout on May 4, 2021 against Dayton, sitting down Michael Siani on three straight strikes
- * Pitched with the Glendale Desert Dogs in the AFL and was named a Rising Star in 2021
- * Made four starts for the University of Louisville in 2020, going 2-0 with a 2.31 ERA (6 ER/23.1 IP) with 34 strikeouts against nine walks. He tallied three quality starts in four chances, striking out a career-high 12 batters over 6.2 innings on February 22 against Valparaiso University
- * In 2018, the McHenry, IL native earned Freshman All-America honors and was selected All-ACC Third Team and All-ACC Freshman Team after going 6-1 with a 2.97 ERA (22 ER/66.2 IP) and 55 strikeouts over 17 games (nine starts). In three seasons with Louisville, he recorded a 15-2 record with a 3.28 ERA (62 ER/170 IP) with 175 strikeouts in 41 appearances (25 games).
- * Selected 29th overall in the 2020 First-Year Player Draft out of the University of Louisville

Year-by-Year

2024

- Spent a majority of the season with the Dodgers (13 GS), while also spending time with Triple-A Oklahoma City (6 GS)
- With the Dodgers, went 2-4 with an 8.52 ERA (53 ER/56.0 IP) with 52 strikeouts
- Went 0-1 with a 5.06 ERA (15 ER/26.2 IP) with Triple-A Oklahoma City
- Had his best outing in his first game of the season, throwing 6.0 scoreless innings, giving up two hits and one walk while striking out 11 in the win
- Spent time on the injured list from April 10-June 19 with right shoulder inflammation

2023

- Began the season with Triple-A Oklahoma before being promoted to the Dodgers ahead of his Major League debut
- May 23

- With the Dodgers, finished the season with a 11-4 record with a 3.76 ERA (52 ER/124.1 IP) in 22 starts...held batters to a .226 average
- Picked up the win in his Major League debut against Atlanta on May 23 after spinning five innings and giving up four hits, one run and one walk while striking out five...recorded his first career strikeout in the second inning (Sam Hilliard, three pitches)
- With his win against the Mariners on September 15, became the first American-born Dodger rookie starting pitcher to record double digit wins in a season since Tim Lincecum in 1988
- Became the first Dodger pitcher since at least 1901 with a 6.0+ IP scoreless start allowing one run or fewer within his first three appearances (ESPN Stats)
- First Dodgers rookie starting pitcher to earn the win in his first two career starts since Jose De Leon (9/4/16 vs. SD and 9/12/16 at NYN)
- Posted a 1-1 record across four starts with Triple-A Oklahoma City with a 5.65 ERA (9 ER/14.1 IP) with 12 strikeouts and just six issued walks...limited the opposition to a .212/.295/.385
- Made his first Postseason appearance, starting Game 2 of the NLDS...gave up four hits, three runs and two walks while striking out two in the loss

Had the longest scoreless innings streak for the Dodgers this season with 20 consecutive innings (May 29-June 17), it was snapped on the 17th against the Giants...named to the Baseball America All-Rookie Team...notched a 6-1 record on the road with a 3.09 ERA (23 ER/67.0 IP) compared to 5-3 with a 4.55 ERA (29 ER/57.1 IP) at home...held righties to a .252 batting average and lefties to .202...tossed a career-high nine strikeouts against Colorado on Sept. 26

2022

- Spent a majority of the season with Double-A Tulsa (20 G, 19 GS) before being called up to Triple-A Oklahoma City on August 16 (4 GS), garnering a combined 7-7 record and a 4.25 ERA (53 ER/112.1 IP) in 24 games
- With Double-A Tulsa, notched a 6-6 record with a 4.45 ERA (45 ER/91.1 IP) in 20 games (19 starts), including 117 strikeouts and a 1.20 WHIP
- Was selected to the 2022 All-Star Futures Game with Double-A Tulsa where he started the game, punching out three of the five batters he faced... gave up one hit and one walk in one inning pitched
- With Triple-A Oklahoma City, registered a 1-1 record with a 3.38 ERA (8 ER/21.1 IP) in four starts... fanned 28 strikeouts and held batters to a .218 average
- Started in the Dodgers' final exhibition Spring Training game vs. the Angels and pitched 3.0 innings, only giving up one hit, two walks and striking out two
- Relinquished five hits or less in 15 of his 20 appearances and never gave up more than three walks per game
- Was even against righties and lefties, limiting them to .234 and .209 average respectively

Struck out a career-high 14 batters in six innings vs. Round Rock on September 1 with Triple-A Oklahoma City, including eight strikeouts in a row... struck out nine with Double-A Tulsa on July 10, only giving up one hit, one walk, and two runs in five innings...in July with Double-A Tulsa, went 2-1 in four starts with a 2.75 ERA (6 ER/19.2 IP) while limiting batters to a .178 batting average...recorded a season WHIP of 1.18

2021

- Right-hander saw action in his first professional season across two levels, Single-A Great Lakes and Double-A Tulsa
- With Single-A Great Lakes, he posted a 2-2 record over 14 games (11 starts) with a 1.91 ERA (10 ER/47.0 IP) paired with 56 strikeouts...held hitters to a .178 average
- Started three games with Double-A Tulsa, going 0-0 with a 4.82 ERA (5 ER/9.1 IP) and 14 strikeouts against just two walks
- Earned his first win on July 4, 2021 at Fort Wayne, pitching in relief for 4.2 innings while giving up just one earned run on three hits and a walk, striking out five
- Recorded his first professional strikeout on May 4, 2021 against Dayton, sitting down Michael Siani on three straight strikes
- Struck out eight hitters in his start on Sept. 19 against Midland, pitching 3.2 innings of one-run ball while not factoring in the decision
- Was strong against both left-handed and right-handed hitters, limiting them to a .139 and .211 average respectively
- Spent the fall with the Glendale Desert Dogs as part of the Arizona Fall League, going 0-1 over five games (three starts) with a 9.90 ERA (11 ER/10.0 IP)...was named an AFL Rising Star

Had a strikeout in each of his 17 appearances during the regular season...held a perfect 1.000 fielding percentage, not committing an error over 47.0 innings...earned both wins on the road during night games...had his best month of the season in July, registering a 2-1 record across four games (two starts) with a 1.62 ERA (3 ER/16.2 IP) and 19 strikeouts...was dominant against hitters when ahead in the count, limiting the opposition to a .198 average with 33 strikeouts...struck out ten hitters and walked seven in his five games with Glendale...spent time on the injured list from Aug. 5 – Sept. 2

Personal

Robert Anthony Miller...parents Robert and Tracy Miller...has three siblings...attended McHenry High School West Campus where he was a four-year letter winner and was selected in 38th round of 2017 MLB Draft by the Baltimore Orioles before electing to attend the University of Louisville...finished his senior season with a 0.80 ERA with 96 strikeouts in 52 innings and was a Rawlings-Perfect Game Honorable Mention All-American.

Career Pitching Record																			
Year	Team	W-L	ERA	G	GS	CG	SHO	SV	IP	H	R	ER	HR	HB	BB	SO	WP	BK	AVG
2021	Great Lakes	2-2	1.91	14	11	0	0	0	47.0	30	16	10	1	7	11	56	1	0	.178
	Tulsa	0-0	4.82	3	3	0	0	0	9.1	10	5	5	1	1	2	14	3	0	.256
2022	Tulsa	6-6	4.45	20	19	0	0	0	91.0	78	49	45	8	3	31	117	5	1	.223
	Oklahoma City	1-1	3.38	4	4	1	0	0	21.1	17	10	8	4	1	6	28	0	0	.218
2023	Oklahoma City	1-1	5.65	4	4	0	0	0	14.1	11	13	9	2	1	6	12	0	0	.212
	LOS ANGELES	11-4	3.76	22	22	0	0	0	124.1	105	53	52	12	6	32	119	10	0	.226
2024	Rancho Cucamonga	0-1	9.95	2	2	0	0	0	6.1	9	7	7	0	1	3	4	0	0	.321
	Oklahoma City	0-1	5.06	6	6	0	0	0	26.2	24	17	15	1	2	17	23	1	0	.240
	LOS ANGELES	2-4	8.52	13	13	0	0	0	56.0	69	53	53	17	2	30	52	7	0	.305
Major League - 2 year		13-8	5.24	35	35	0	0	0	180.1	174	106	105	29	8	62	171	17	0	.252
Dodger Total - 2 year		13-8	5.24	35	35	0	0	0	180.1	174	106	105	29	8	62	171	17	0	.252
Minor League - 3 years		10-12	4.13	53	49	1	0	0	216.0	179	117	99	17	16	76	254	10	1	.219

Career Postseason Pitching Record																		
Year	Team	W-L	ERA	G	GS	CG	SHO	SV	IP	H	R	ER	HR	HBP	BB	SO	WP	BK
2023	LAD vs. ARI	0-1	16.20	1	1	0	0	0	1.2	4	3	3	0	0	2	1	0	0
Postseason Totals		0-1	16.20	1	1	0	0	0	1.2	4	3	3	0	0	2	1	0	0
LDS Totals		0-1	16.20	1	1	0	0	0	1.2	4	3	3	0	0	2	1	0	0

Career Single-Game Bests																				
Low-Hit Complete Game:		None							Most Strikeouts:		9, Sept. 26, 2023 at COL									
Most Innings Pitched Starter:		7.0, (3x), last, Sept. 26, 2023 at COL							Most Walks:		4, August 9, 2023 at ARI									
Most Innings Pitched Reliever:		---							Longest Winning Streak:		3 games, (3x), last, August 28-Sept. 15, 2023									
Most Earned Runs Allowed:		7, June 17, 2023 vs. SF							Longest Losing Streak:		3 games, April 5-August 17, 2024									

Career Fielding Record							
Position	PCT	G	PO	A	E	TC	DP
Pitcher	.935	35	18	11	2	31	1

Career Transactions

• June 10, 2020: Drafted in the first round with the 29th overall selection in the 2020 First-Year Player Draft

Injured List

• April 13 - June 19, 2024 (right shoulder inflammation)



Max MUNCY

IF | 13

@maxmuncy

Bats: Left **Throws:** Right

Height: 6-0 **Weight:** 215

Opening Day Age: 34

Born: August 25, 1990 in Midland, TX

Resides: Dallas, TX

Acquired: Signed as a free agent on April 28, 2017

ML Service: 8.027

ML Debut: April 25, 2015



Career Highlights

- * Over nine big league seasons with the Athletics (2015-16) and Dodgers (2018-24), he has hit .228 with 135 doubles, eight triples, 195 homers and 537 RBI in 920 games
- * His 190 home runs as a Dodger are ninth all-time in club history
- * Set a postseason record with 12 consecutive plate appearances reaching base safely in the 2024 NLCS
- * Participated in his second All-Star game in 2021 at Coors Field and was selected as the starting designated hitter... had his first All-Star selection of his career in 2019
- * Had a breakout season in 2018, leading the Dodgers with 35 home runs (T-5th, NL) and a .582 slugging percentage... participated in the Home Run Derby and was selected for the NL's All-Star Final Vote, where he placed third
- * Ended the longest World Series game in history (2018 Game 3) when he hit a walk-off home run in the 18th inning off of BOS pitcher Nathan Eovaldi
- * Has appeared defensively at first base (332 games), second base (186 games) and third base (321 games), while also appearing in 17 games in right field and ten games in left field
- * Made his MLB debut on April 25, 2015 with Oakland vs. HOU, and picked up his first big league hit with a seventh-inning single off Scott Feldman
- * Stroked his first career Major League home run on May 17, 2015 against CWS with a two-run shot off of Jeff Samardzija
- * In 568 career minor league games, he has slashed .276/.382/.438 with 111 doubles, 12 triples, 62 home runs and 295 RBI
- * Selected by Oakland in the fifth round of the 2012 First-Year Player Draft

Year-By-Year

2024

- In his seventh season with the Dodgers, slashed .232/.358/.494 with 15 home runs and 48 RBI in 73 games
- Missed three months of the season with a right oblique strain...hit .286 (6-for-21) in six rehab games with Triple-A Oklahoma City
- Had his first career three-homer game on May 4 vs. ATL, finishing the day 4-for-5 with three runs and four RBI
- During the NLCS, broke the single Postseason record with 12 consecutive plate appearances reaching base safely
- In 16 Postseason games, hit .163 (8-for-49) with three home runs, five RBI and 15 walks

2023

- Hard-hitting third baseman played in 135 games, setting a career-high in RBI (105) and tying a career-high in home runs with 36
- Finished the season slashing .212/.333/.475 with a .808 OPS with 17 doubles, one triple, 36 home runs, and 105 RBI

- From the beginning of the season to June 30, he slashed .189/.322/.460 with a 28.8% strikeout rate as compared to a .231/.343/.489 slashline with a 24.4% strikeout rate from July 1 to the end of the season
 - Became the 10th player in Dodger history with 175 home runs, and became the second Dodger to have four seasons of 35+ home runs (Duke Snider, 1953-1957)
 - Played in 124 games (121 starts) at third base for a .944 fielding percentage, committing 16 errors over 285 total chances in 1052.0 innings
 - Awarded NL Player of the Week on April 23 after slashing .385/.593/1.222/1.815 with five home runs and seven RBI
 - Appeared in all three NLDS games against ARI, hitting .182 (2-for-11) with one walk and four strikeouts
- Had his best game on April 10 at SF, launching a three-run home run and a grand slam and finishing the day 3-for-3 with two runs, two home runs, a walk and seven RBI...missed over two weeks of the season with a hamstring sprain in June...hit 11 home runs in April...slashed .227/.358/.498 with a .856 OPS, 19 home runs and 45 RBI at home compared to .198/.310/.455 with a .765 OPS, 17 home runs and 60 RBI on the road...smashed five multi-homer games

2022

- Southpaw hit .196/.329/.384/.713 over 136 games, tabbing 22 doubles, one triple, 21 home runs, and 69 RBI...scored 69 runs and stole two bases
- Finished the season ranked third in the Majors with 90 walks and ranked amongst the top Dodger hitters in multiple categories: walks (90, 1st), home runs (21, T-3rd), runs scored (69, 5th), RBI (69, 6th), games played (136, 7th), at-bats (464, 7th)
- Notched a season-long eight-game hit streak from Sept. 2 – 13, batting .394 (13-for-33) with four homers and 10 RBI
- Hit .211 with 12 doubles and 11 home runs at Dodger Stadium vs. .182 on the road with 10 doubles and 10 home runs
- Had his best month in Aug., smashing seven home runs for a .261/.352/.554 slashline with 19 RBI
- Produced the best offensively during a 2-0 count (.400/1.100/1.500) and 2-1 count (.310/.552/.885)...notched 3 home runs and 10 RBI in those situations
- Spent most of his time at third base (84 G), logging 713.0 innings on the hot corner while participating in 51 put-outs and 161 assists...also appeared at first base (3 G) and second base (31 G), committing just two errors in 111 total chances

Roped two homers on Sept. 6 against SF, going 3-for-4 with 10 total bases (season-high)...stole two bases (July 5 vs. COL, July 30 at COL), also stole two bases during 2021 season...went on a rehab assignment to Triple-A Oklahoma City from June 4 to June 8, going 2-for-14 with two RBI in four games...averaged .286 (4-for-14) across four Postseason games in the NLDS against San Diego

2021

- First baseman slashed .249/.368/.527 with a career high 26 doubles, two triples, career high 36 home runs, and 94 RBI with 95 runs scored...was the team leader in home runs
- Ranked amongst the best in the National League in several categories: home runs (4th, 36), runs (95, 9th), OBP (.368, 10th), SLG (.527, 10th), and RBI (94, 11th)
- Spent majority of the season at first base (122 G, 101 GS) but also appeared at second base (39 G, 31 GS) and third base (7 G, 3 GS)...registered a combined .996 fielding percentage, committing just three errors in 939 total chances
- Participated in his second All-Star game in 2021 at Coors Field and was selected as the starting designated hitter
- Notched a 22-game on base streak from May 8 to June 2, posting a .338/.454/.688 with a 1.142 OPS during that span
- Belted three home runs in back-to-back-to-back games twice this season, from May 11-14 and again from June 28-July 1...was tied with teammate Will Smith for most home run streaks of at least three longballs
- Recorded a seven-game hitting streak from July 7 – 17, averaging .419 with eight runs, 13 hits, three home runs, and 10 RBI during that span
- Suffered a torn UCL in the regular season finale on October 3 against Milwaukee after a defensive collision at first base

Best offensive month was May, producing a .330/.440/.714 clip with ten home runs, 19 RBI, and 23 runs scored...dependable in bases loaded situations, tallying a .667/.600/2.000 slashline with eight RBI while similarly producing a .346/.475/.669 slashline with runners in scoring position...was most productive when batting third, going 13-for-33 for a .394 average across nine games with five home runs and 11 RBI...was even keeled against both starting and relieving pitching, registering a .240 (67-for-279) average in 135 games and .261 (57-for-218) in 138 games, respectively ...totaled five RBI on two separate occasions, 7/17 at COL and 8/18 vs. PIT, hitting two home runs in each of those contests...went 4-for-5 on July 17 at Colorado, smashing two home runs for five RBI and two runs...went 2-for-3 on Aug. 18 vs. Pittsburgh, totaling three runs, two homers, and five RBI

2020

- Led the Dodgers in games (58) and plate appearances (248)...his 39 walks were fifth-most in the NL
- Started 31 games at first base, 14 games at third base and 11 games at second base...the only other Major Leaguer to start double-digit games at all three of those positions was COL's Ryan McMahon
- Was fourth in the Majors in pitches per plate appearance (4.43)...his 4.61 pitches per plate appearance in the postseason matched his metric from the 2018 postseason...since 1988, his two performances rank 15th and 16th in that category
- 26 of his 80 postseason plate appearances reached a full count
- Walked 20 times, which is the second-most in any single postseason (behind Barry Bonds in 2002)
- Played every defensive inning during the postseason

2019

- Made his first Opening Day roster and hit his first Opening Day homer in his second season with the Dodgers...went on to slash .251/.374/.515 and set career high marks in games played (141), runs (101), hits (122), doubles (22), RBI (98), walks (90) and stolen bases (4) while matching his 2018 single season high of 35 homers
- Participated in the 2019 All-Star Game at Progressive Field in Cleveland after his first All-Star selection of his career
- Over his first two seasons with the Dodgers, leads the club in walks (169), ranks second in runs (176), homers (70), RBI (177), OBP (.381) and slugging (.545), fourth in hits (226) and sixth in doubles (39) and average (.256)...sits among the top in the NL in homers (6th), walks (6th), slugging (8th), OBP (11th) RBI (T-15th) and runs (16th) during the span

Ranked 13th among NL second basemen (min. 70 G) with a .973 fielding percentage (6 E) across a career-high 520.1 innings at second...recorded his 100th career RBI with a sacrifice fly on March 31 against the Diamondbacks...collected a career-high four hits in his first career walk-off on Aug. 4 against Arizona...proceeded to launch his second career walk-off home run on Aug. 21 to send the Dodgers to their league-leading 11th walk-off victory of the season...compiled an 11-game on-base streak from Aug. 10-23, slashing .250/.423/.750 and hitting safely in nine-consecutive contests--going 9-for-33 with 10 runs, a pair of doubles, six homers and 12 RBI during the hitting streak...from June 11-24, reached a career-high 10 consecutive games registering a hit, including a pair of doubles, four homers, 11 RBI and 10 walks against six strikeouts at a .310/.442/.643 clip...saw his best offensive month during May, when he led the team in homers (7) with Joc Pederson and ranked second in RBI (18) with a .302/.391/.583 line...turned in reverse splits at the plate after collecting a career-high 157 at-bats against left-handed pitching for a .268 average, compared to a .242 mark against right-handed pitching (330 AB)...ranked 11th overall in the NL and seventh among all in-fielding left-handed bats in the category...turned in his strongest Postseason series numbers to-date after going 5-for-19 (.263) with four runs, a career-best three homers and seven RBI with four walks against two strikeouts for a .391 OBP and 1.128 OPS...clubbed homers in back-to-back games during Games 2 and 3 of the NLDS...according to MLB Stats, he is the first Dodger player with three homers in consecutive Postseasons...over his last two Postseasons, he has homered six times, and sits in a three-way tie for second with Jose Altuve and Alex Bregman for most homers during the span...accrued a 5.7 WAR, which ranked seventh among NL position players

2018

- Saw his first action as a Dodger after entering the season as a non-roster invitee in big league camp...hit .263 with a .391 OBP, 35 homers and 79 RBI in 137 games with Los Angeles
- Led the Dodgers in both slugging percentage (.582) and home runs, which tied for fifth in the National League...among players with 375 or more at-bats, ranked among the NL's best in OBP (7th), SLG (2nd) and OPS (2nd), behind only the league's MVP Christian Yelich
- Batted .293 (27-for-92) and ranked second on the team with 79 RBI

Nearly made the All-Star team after finishing third in the NL's Final Vote, but still participated in the Home Run Derby where he won the first round against the Cubs' Javier Baez before being eliminated by the eventual champion Bryce Harper...appeared in all 16 of the Dodgers' Postseason games, going 10-for-50 (.200) with three homers and six RBI...ended the longest World Series game in history when he hit a walk-off home run in the 18th inning off of Red Sox pitcher Nathan Eovaldi to end Game 3...it was the longest World Series game in history in both time (seven hours and 20 minutes) and innings...had his contract selected by the Dodgers from Triple-A Oklahoma City on April 17...slashed .313/.421/.563 in nine games with OKC

2017

- Spent the entire season with Triple-A Oklahoma City, slashing .309/.414/.491 with 62 runs, 20 doubles, one triple, 12 homers and 44 RBI in 109 games
- Averaged .366 with runners in scoring position while posting a .309 mark with runners on base
- Excelled against right-handed pitchers, as he posted a .323 average, compared to a .258 mark against lefties
- Made his first career pitching appearance, allowing just two hits over 2.1 scoreless innings over three relief appearances

2016

- Split the season between Oakland and Triple-A Nashville, hitting .186 with two homers and eight RBI in 51 big league games over three stints with the A's
- Batted .251 with eight home runs and 26 RBI in 64 games with Triple-A Nashville...posted a .360 OBP

2015

- Saw his first big league action in his fourth professional season, batting .206 with three homers and nine RBI in 45 games over four stints with Oakland
- Made his MLB debut on April 25 vs. Houston, and picked up his first big league hit with a seventh-inning single off Scott Feldman
- Blasted his first big league homer off Jeff Samardzija on May 17 vs. the White Sox

Had only two plate appearances in the Majors vs. left-handed pitchers (0-for-1, BB) with his other 110 PA coming vs. righties...reached the Triple-A level for the first time, and appeared in 60 games with Nashville, batting .274 with four homers and 35 RBI

2014

- Spent the entire campaign with Double-A Midland, earning a Texas League mid-season All-Star selection after hitting .264 with 23 doubles, seven homers and 63 RBI in 122 games
- Led the Texas League with a .385 OBP and 87 walks, which tied for fifth in all of minor league baseball...also ranked among the league's best in doubles (8th), RBI (3rd), hits (115, 10th) and OPS (.764, 9th)
- Named Texas League Player of the Week for the week of July 14-20 after going 10-for-23 (.435) with six runs scored, one double, three home runs, 16 RBI and 10 walks
- Batted .237 with two home runs, three RBI, three walks and seven runs scored in nine postseason games to help Midland win the Texas League Championship

2013

- Began the year at Single-A Stockton and hit .285 with 21 home runs and 76 RBI in 93 games before earning a promotion to Double-A Midland July 14...hit .250 with the RockHounds and batted a combined .273 with 25 home runs and 100 RBI in 140 games overall
- Tied for second in minor league baseball in games played and tied for 10th in RBI
- Led the A's farm system in home runs, RBI, walks (88) and total bases (249), ranked third in runs (89), hits (143) and extra base hits (53), fourth in slugging (.476) and fifth in on-base percentage (.381)

Had a .400 on-base percentage with Stockton, which ranked fourth in the California League...was named to the Cal League mid-season All-Star team

2012

- Made his professional debut with Single-A Burlington and hit .275 with 20 doubles, two triples, four home runs and 23 RBI in 64 games
- Drew 41 walks for a .383 on-base percentage

Personal

Maxwell Steven Muncy...resides in Keller, TX with his wife Kellie, daughter Sophie, and son Wyatt...graduated from Keller (TX) High School...attended Baylor University, where he was a Freshman All-American (2010), breaking Baylor freshman school records of HR (11) and RBI (53) and was a two-time All-Big 12 Conference selection at first base (2011 and 2012) for the Bears...selected by Oakland in the fifth round of the 2012 First-Year Player Draft and signed by scout Armann Brown.

Career Batting Record																					
Year	Team	AVG	G	AB	R	H	2B	3B	HR	RBI	SH	SF	HBP	BB	SO	SB	CS	OBP	SLG	E	
2012	Burlington	.275	64	229	34	63	20	2	4	23	0	3	1	41	37	3	1	.383	.432	6	
2013	Midland	.250	47	172	22	43	12	2	4	24	0	1	0	24	34	0	1	.340	.413	6	
	Stockton	.285	93	351	67	100	13	1	21	76	0	6	7	64	68	1	1	.400	.507	3	
2014	Midland	.264	122	435	59	115	23	3	7	63	0	6	2	87	92	7	2	.385	.379	8	
2015	OAKLAND	.206	45	102	14	21	8	1	3	9	0	1	0	9	31	0	0	.268	.392	6	
	Nashville	.274	60	212	24	58	14	1	4	35	0	4	1	26	58	0	1	.350	.406	6	
2016	OAKLAND	.186	51	113	13	21	2	0	2	8	0	0	0	20	24	0	0	.308	.257	1	
	Nashville	.251	64	223	34	56	7	2	8	26	1	4	5	35	54	5	0	.360	.408	1	
2017	Oklahoma City	.309	109	320	62	99	20	1	12	44	0	1	4	54	84	3	6	.414	.491	11	
2018	LOS ANGELES	.263	137	395	75	104	17	2	35	79	0	2	5	79	131	3	0	.391	.582	13	
	Oklahoma City	.313	9	32	7	10	2	0	2	4	0	0	0	6	5	0	0	.421	.563	2	
2019	LOS ANGELES	.251	141	487	101	122	22	1	35	98	0	4	8	90	149	4	1	.374	.515	14	
2020	LOS ANGELES	.192	58	203	36	39	4	0	12	27	0	2	4	39	60	1	0	.331	.389	4	
2021	LOS ANGELES	.249	144	497	95	124	26	2	36	94	0	1	11	83	120	2	1	.368	.527	3	
2022	LOS ANGELES	.196	136	464	69	91	22	1	21	69	0	6	5	90	141	2	0	.329	.384	12	
2023	LOS ANGELES	.212	135	482	95	102	17	1	36	105	0	0	6	85	153	1	2	.333	.475	16	
2024	Oklahoma City	.286	6	21	3	6	1	0	1	4	0	0	0	3	6	0	0	.375	.476	1	
	LOS ANGELES	.232	73	237	47	55	17	0	15	48	0	6	5	45	77	1	0	.358	.494	6	
Major League- 9 years		.228	920	2980	545	679	135	8	195	537	0	28	44	540	886	14	4	.352	.475	75	
Dodger Totals- 7 years		.230	824	2765	518	637	125	7	190	520	0	27	44	511	831	14	4	.356	.487	68	
Minor League- 7 years		.274	579	2008	313	551	111	12	64	301	1	25	20	344	444	19	12	.382	.437	44	

Career Postseason Batting Record																			
Year	Team	AVG	G	AB	R	H	2B	3B	HR	RBI	SH	SF	HP	BB	SO	SB	CS	OBP	SLG
2018	NLDS: LAD vs. ATL	.182	4	11	4	2	0	0	2	4	0	0	0	6	5	1	0	.471	.727
	NLCS: LAD vs. MIL	.182	7	22	3	4	0	0	0	1	0	0	0	4	13	0	0	.308	.182
	WS: LAD vs. BOS	.235	5	17	3	4	1	0	1	1	0	0	0	2	5	0	0	.316	.471
2019	NLDS: LAD vs. WAS	.263	5	19	4	5	0	0	3	7	0	0	0	4	2	1	0	.391	.737
2020	NLWC: LAD vs. MIL	.000	2	5	0	0	0	0	0	0	0	0	0	2	4	0	0	.286	.000
	NLDS: LAD vs. SD	.273	3	11	3	3	1	0	0	2	0	0	0	4	2	0	0	.467	.364
	NLCS: LAD vs. ATL	.227	7	22	6	5	2	0	2	6	0	0	0	9	11	0	0	.452	.591
	WS: LAD vs. TB	.318	6	22	3	7	1	0	1	6	0	0	0	5	4	0	0	.444	.500
2022	NLDS: LAD vs. SD	.286	4	14	2	4	1	0	1	2	0	0	0	2	6	0	0	.375	.571
2023	NLDS: LAD vs. ARI	.182	3	11	2	2	0	0	0	0	0	0	0	1	4	0	0	.250	.182
2024	NLDS: LAD vs. SD	.167	5	18	3	3	1	0	1	1	0	0	1	1	6	0	0	.250	.389
	NLCS: LAD vs. NYM	.333	6	15	5	5	0	0	2	4	0	0	1	11	4	2	0	.630	.733
	Ws: LAD vs. NYY	.000	5	16	0	0	0	0	0	0	0	0	0	1	3	10	0	.200	.000
Postseason Totals		.217	62	203	38	44	7	0	13	34	0	0	3	54	76	4	0	.388	.443
LWC Totals		.000	2	5	0	0	0	0	0	0	0	0	0	2	4	0	0	.286	.000
LDS Totals		.226	24	84	18	19	3	0	7	16	0	0	1	18	25	2	0	.369	.512
LCS Totals		.237	20	59	14	14	2	0	4	11	0	0	1	24	28	2	0	.464	.475
WS Totals		.200	16	55	6	11	2	0	2	7	0	0	1	10	19	0	0	.333	.345

Career Single-Game Bests																						
Most Hits:		4, 4x, last, May 4, 2024 vs. ATL											Most Stolen Bases:		1, 14x, last, September 17, 2024 at MIA							
Most RBI:		7, April 10, 2023 at SF											Most Walks:		5, April 25, 2021 vs. SD							
Most Home Runs:		3, May 4, 2024 vs. ATL											Longest Hitting Streak:		11 games, Sept. 7-Sept. 20, 2023							
Most Runs Scored:		4, 2x, last, September 19, 2024 at MIA											Grand Slams:		6, last, May 7, 2024 vs. MIA (E. Cabrera)							

Career Fielding Record													
Position	PCT	G	PO	A	E	TC	DP						
First Base	.993	332	1958	123	14	2095	143						
Second Base	.983	186	591	362	10	591	88						
Third Base	.944	393	194	665	51	910	74						
Left Field	1.000	10	4	0	0	4	0						
Right Field	1.000	17	27	1	0	28	0						

Career Transactions									
<ul style="list-style-type: none"> • June 5, 2012: Drafted by the Oakland Athletics in the 5th round of the 2012 amateur draft. Player signed June 18, 2012. • March 31, 2017: Released by the Oakland Athletics. • April 28, 2017: Signed as a Free Agent with the Los Angeles Dodgers. • February 6, 2020: Signed a three-year extension with Los Angeles with a club option. 									

Injured List									
<ul style="list-style-type: none"> • August 29 - September 13, 2019 (right wrist fracture) • November 3, 2021 (UCL injury) • June 4-9, 2023 (left elbow inflammation) • June 16 -27, 2023 (left hamstring strain) • May 17 - June 22, 2024 (right oblique strain) 									



Shohei
OHTANI

DH/RHP | 17

@shoheiohtani

Bats: Left Throws: Right

Height: 6-4 Weight: 210

Opening Day Age: 30

Born: July 5, 1994 in Mizusawa, Oshu, Japan

Resides: Newport Beach, CA

Acquired: Signed a 10-year contract with the Dodgers on Dec. 11, 2023

ML Service: 7.000

ML Debut: March 29, 2018



MVP

(3: 2021, 2023-24)



All-Star

(4: 2021-24)



Silver Slugger

(3: 2021, 2023-24)



Rookie of the Year

(2018)

Career Highlights

* The unanimous 2024 National League Most Valuable Player finished his first season in Dodger Blue with a World Series Championship and became the first player in Major League Baseball history to hit 50 home runs and steal 50 bases in the same season

* The four-time All-Star has hit .282/.371/.575 (.946 OPS) with 225 homers and 567 RBI during his MLB career while posting a 38-19 record with a 3.01 ERA and 608 strikeouts in 481 2/3 innings across 86 career starts...did not pitch in 2024

* Created the 50/50 club on Sept. 19 in Miami after slugging three home runs and 10 RBI in a 6-for-6 game...cemented himself as the fastest player in MLB history to achieve the 40/40 mark on August 23 with his first career walk-off grand slam...was the third Dodger in franchise history to join the 30/30 club on July 30, joining Raul Mondesi (1997, 1999) and Matt Kemp (2011)

* Became the 13th Dodger to be named National League MVP and first player to win the award unanimously three times (2021, 2023)...was the first Dodger designated hitter and ninth offensive player to win the award, becoming just the second player in Major League Baseball history to win the award in both leagues (Frank Robinson, Cincinnati Reds 1961, Baltimore Orioles 1966) and joined Miguel Cabrera (2012-13) as the only two players to win it in back-to-back campaigns

* Is the 28th player in MLB history to win the Most Valuable Player award multiple times and the 16th player in American League history with multiple MVP awards...in 2023, clubbed 44 homers and drove in 95 runs while hitting .304/.412/.654 and posting a 10-5 record in 23 starts on the mound with a 3.14 ERA and 167 strikeouts

* The two-way player won his first career AL MVP award in 2021 after slashing .257/.372/.592 with 46 homers, 26 doubles, eight triples, 100 RBI, 103 runs and 26 stolen bases in 155 games and going 9-2 with a 3.18 ERA and 156 strikeouts in 130.1 innings (23 starts) on the mound...became the first Japanese-born player to win the award since Ichiro Suzuki in 2001

* His 15 wins in 2022 were the most by an Angels pitcher since Garrett Richards in 2015 (15 W) while his 219 strikeouts were the most since Jered Weaver in 2010 (233 K)

* Named the 2023 World Baseball Classic MVP after leading Team Japan to the title, batting .435 with a 1.345 OPS while going 2-0 on the mound with a 1.86 ERA, striking out Mike Trout of Team USA for the series-clinching out

* In 2021, became the fourth player all-time and first American Leaguer to tally 45 HR, 100 RBI, 100 R and 25 stolen bases in a single season: Barry Bonds in 1993, Larry Walker in 1997, Chipper Jones in 1999

* Won the American League Rookie of the Year in 2018 as he finished his inaugural campaign with a .285 batting average, .361 OBP, .564 slugging percentage, .925 OPS, 22 homers and 61 RBI alongside a 4-2 record with a 3.31 ERA in 11 starts

* Made his Major League debut in 2018 with the Los Angeles Angels, starting as the designated hitter against the Oakland Athletics on March 29, singling in the game

Year-By-Year

2024

• Slashed .310/.390/.646 in 159 games during his first season with the Dodgers, establishing career-high marks in each category...also set career-high marks in hits (197), doubles (38), home runs (54), RBI (130) and stolen bases (59)

- On Sept. 19 in Miami, became the first player in Major League history to enter the 50/50 club...went 6-for-6 with three home runs, 10 RBI, two doubles and two stolen bases in the game, breaking the Dodger single-game RBI record held by Gil Hodges (9, 1950) and James Loney (9, 2006)
- Entered the 40/40 club in dramatic fashion on Aug. 23 vs. the Tampa Bay Rays, slugging his first-ever career walk-off grand slam to become the fastest MLB player to enter the elite group (129 G)...achieved the 30/30 mark on July 30, becoming the third Dodger in franchise history to accomplish the feat (Raul Mondesi (1997, 1999) and Matt Kemp (2011))
- On April 21, smacked his 176th career home run to become the home run leader amongst Japan born players...notched his 200th career home run on July 13 at Detroit
- Ranked first in the National League in multiple categories, including: home runs (54), runs (134), RBI (130), OBP (.390), SLG (.646), OBP (1.036), plate appearances (731) and total bases (411)...ranked second in stolen bases (59) behind Elly De La Cruz
- Was named the NL Player of the Month in September, after slashing .393/.458/.766/1.224 in 26 games with 10 home runs, 32 RBI and 16 stolen bases...was named NL Player of the Week four times throughout the season (May 5, June 23, Sept. 22, Sept. 29)
- Earned his fourth All-Star distinction after averaging .316 in 94 games in the first half...batted a .400 OBP, .635 SLG, 1.035 OPS with 29 homers, 69 RBI, 23 stolen bases, and 75 runs scored
- In his first career Postseason, won the World Series after swatting three home runs and 10 RBI through 16 games for a .230/.373/.393 slashline
- Unanimously named the National League MVP, earning 30 of the 30 first-place votes, becoming the first Dodger designated hitter and ninth offensive player to win the award...joined Miguel Cabrera (2012-13) as the only players to win the award in back-to-back seasons...became just the second player in MLB history to be named MVP in both leagues, joining Frank Robinson
- Racked up the offseason accolades after being named to his fourth straight All-MLB First Team (2021-24) and Edgar Martinez Outstanding DH of the Year (2021-24), National League Silver Slugger Award (third career), National League Hank Aaron Award and MLB Players Choice NL Outstanding Player Award

2023

- Completed another MVP season, and his last with the Angels, going 10-5 with a 3.14 ERA (46 ER/132.0 IP) and limiting batters to a .184 average and roping a .304/.412/.654 slashline with a 1.066 OPS
- Clubbed 44 homers and drove in 95 runs while hitting .304/.412/.654 (1.066 OPS) as well as going 10-5 with a 3.14 ERA and 167 strikeouts in 23 starts (132 innings) on the mound...he led the league in home runs, on-base percentage, slugging percentage and OPS, and led the AL in extra-base hits (78) and total bases (325), while finishing second in intentional walks (21), third in triples (8), fourth in batting average (.304), tied for fourth in runs (102) and fifth in walks (91). He also led AL pitchers in opponents' batting average (.184) while finishing second in strikeouts per nine innings (11.4)
- Voted the 2023 AL Most Valuable Player by the Baseball Writers' Association of America, winning the award unanimously for the second time in his career and becoming the first player in Major League Baseball history to win the award unanimously more than once
- Won the 2023 World Baseball Classic MVP award after leading Team Japan to the title. Ohtani batted .435 with a 1.345 OPS while going 2-0 on the mound with a 1.86 ERA, striking out Mike Trout of Team USA for the series-clinching out
- Slugged four multi-homer games and 27 multi-RBI games...had his best pitching month in April, going 4-0 with a 2.25 ERA (7 ER/28.0 IP) with 36 strikeouts against 14 walks while holding batters to a .102 average...missed the last month of the season with an oblique injury

2022

- Finished the season with a .273/.356/.519 slashline with 30 doubles, six triples, 34 home runs and 95 RBI and a pitching record of 15-9 with a 2.33 ERA (43 ER/166.0 IP) and 219 strikeouts...became the only player in MLB history with 10+ pitching wins and 30+ home runs in the same season
- 15 wins were the most by an Angels pitcher since Garrett Richards in 2015 (15 W) while his 219 strikeouts were the most since Jered Weaver in 2010 (233 K)
- Ranked in Top 10 in the American League in total bases (304, 5th), intentional walks (14, 3rd), extra-base hits (70, T-3rd), slugging (.519, 5th), home runs (34, 4th), OPS (.875, 5th), triples (6, T4th), RBI (95, 7th), walks (72, 7th) and runs (90, T-8th) 46 home runs were the second most in franchise history, trailing only Troy Claus (47 homers)
- Ranked among league leaders in strikeouts (219, 3rd), whiff% (33.0%, 4th), ERA (2.33, 4th), wins (15, T4th), WHIP (1.01, 5th) and opponent batting average (.203, 6th)...fashioned a 2.33 ERA, which was the third best in franchise history (min. 162 IP), trailing only Dean Chance's 1.65 ERA in 1964 and Nolan Ryan's 2.28 ERA in 1972
- Named to the All-MLB First Team as a starting pitcher and Second Team as a designated hitter...finished second in the MVP race to New York- AL's Aaron Judge after garnering 280 points in the voting process
- Selected to the All-Star Game as both a pitcher and position player for a second consecutive season, starting the All-Star Game as the AL designated hitter and recording the first leadoff All-Star hit since Mike Trout in 2015
- Tallied six multi-homer games, which tied Troy Claus's franchise record...set a single-game career high (MLB or NPB) with eight RBI on June 21 vs. Kansas City...logged career-best and team-leading 18-game hit streak from Sept. 14-Oct. 3...only player in the Majors to tally 6+ triples and 34+ HR this season (second consecutive year as the only player

to do so)...allowed two-or-fewer runs in 22 of 28 starts...in final 19 games, pitched to a 1.67 ERA (118.2 IP - 22 ER) with 154 strikeouts...fourth pitcher all-time to go 6-0 with 58+ strikeouts and 2-or-fewer ER in a six game span, joining Cy Young winners Johan Santana (2004), R.A. Dickey (2012) and Clayton Kershaw (2014)

2021

- Finished the season 9-2 with a 3.18 ERA (46 ER/130.1 IP) and 156 strikeouts on the bump while slashing .257/.372/.592 with 26 doubles, eight triples, 46 home runs and 100 RBI
- Ranked in the Top 10 in the American League in triples (8, 1st), extra-base hits (80, 2nd), slugging (.592, 2nd), OPS (.965, 2nd), home runs (46, 3rd), walks (96, 3rd), total bases (318, T-4th), stolen bases (26, 5th), OBP (.372, 5th) and runs scored (103, 8th)...46 home runs were the second-most in franchise history, trailing only Troy Glaus (47 homers)...many of these were career-highs
- Led American League with a .818 winning percentage, ranked third with a .207 opponent batting average, was fifth with 10.77 strikeouts per nine innings and ranked 10th with a 28.9% swing and miss rate (min. 125 IP)
- Made 14 pitching starts while also holding at least a share of the Major League home run lead...was the first pitcher to make multiple pitching starts in a season while leading Majors in home runs since Babe Ruth (1919)
- First MLB player to ever be selected to the All-Star Game as both a pitcher and position player...Started the All-Star Game as both the A.L. starting pitcher and starting DH...earned the win for the A.L. after working a perfect 1st inning and going 0-for-2 at the plate
- Named the unanimous winner of the American League MVP Award during fourth big league season with the Angels after garnering all 30 first-place votes for a total of 420 points and 151 ahead of Vladimir Guerrero Jr. (269 points)...became the 19th unanimous winner of a BBWAA MVP Award (11th in A.L. history) and the first in the A.L. since Mike Trout in 2014...joined Ichiro Suzuki (2001) as the only Japanese-born players to win the award

Was the fourth player all-time and first American Leaguer to tally 45 HR, 100 RBI, 100 R and 25 stolen bases in a single season: Barry Bonds in 1993, Larry Walker in 1997, Chipper Jones in 1999...established new single-season home run record for a Japanese-born player (previously 31 by Hideki Matsui in 2004)...set an A.L. record with 16 HR in a 21-game span (June 15-July 9) and was the first player in Major League history with 32+ HR and 12+ SB before the All-Star Break...went 6-0 with a 1.95 ERA (78.1 IP - 17 ER) and 93 strikeouts in 13 home starts...was the first player in MLB history to record 10+ HR as a hitter and 100+ strikeouts as a pitcher in the same season and the first 20+ stolen bases and 10+ pitching appearances in the same season.

2020

- Completed his third season with the Angels, appearing in 46 games as a designated hitter and two as a pitcher
- Recorded a .190/.291/.366 slashline with seven home runs and 24 RBI at the plate and an 0-1 record with a 37.80 ERA (7 ER/1.2 IP) on the mound in a shortened season
- Led the Club in stolen bases for the second straight season with a 82.6% stolen base percentage (19 SB/27 attempts) since the start of the 2019 campaign is tied for seventh in the American League
- Finished tied for second on the Club with five go-ahead RBI, trailing only Trout's 11
- Limited to two starts as a pitcher after being diagnosed with a grade 1-2 strain of the flexor pronator mass, focused exclusively on hitting the remainder of the season

2019

- Spent his second season with the Angels serving as the club's primary designated hitter, slashing .286/.343/.505 with a .848 OPS in 106 games
- Surpassed rookie offensive totals in hits (110), triples (5), RBI (62) and stolen bases (12)
- Joined Hideki Matsui and Tadahito Iguchi as the only Japanese natives to tally multiple 15 home run seasons in the Majors
- On June 13th, became the 7th player (8th occurrence) in franchise history to hit for the cycle, becoming the first Halo to turn the trick since Mike Trout, May 21, 2013 vs. Seattle and the first Japanese-born player in Major League history to hit for the cycle...Had never hit for the cycle in career (including NPB)

Led the Club with 12 steals...missed the first 34 games of the season while recovering from Tommy John surgery (activated from the I.L. May 7th)...joined Hall of Famer George Sisler (5 wins, 2 cycles) as the only players in the modern era (since 1900) to win multiple games as a pitcher and also hit for the cycle in career

2018

- Finished his first year with the Angels slashing .285/.361/.564 in 114 games and going 4-2 with a 3.31 ERA (19 ER/51.2 IP) in 10 starts on his way to being named American League Rookie of the Year
- Collected first hit in first start as a position player, March 29 at Oakland
- Led A.L. rookies (min. 300 PA) in OPS (.925), on-base percentage (.361), and slugging percentage (.564) and posted the best rates of at-bats per home run (14.82) and RBI (5.34)...Became the seventh rookie in American League history to post a .925 OPS with 10 stolen bases in a single season, joining Mike Trout (2012), Mitchell Page (1977), Fred Lynn (1975), Earl Averill (1929), Ben Paschal (1925) and Shoeless Joe Jackson (1911)
- Became just the second Japanese native with a 20 home run season, joining Hideki Matsui (5 times, once in 2010 with the Angels) and the only native of Japan with a 20 HR/10 SB campaign
- Set Angels record with 63 strikeouts through first 10 career starts (previous was 56 strikeouts by Bo Belinsky in 1962)

- Recorded 57 of 63 (90.5%) strikeouts on a swinging strike three, which was the highest rate in Majors (min. 50 IP)

15 of 22 home runs came after the All-Star break, tied for third most in the AL...earned first career win April 1 and then hit a home run in his next start April 3...held opponents to an .036 (2-for-55) batting average against his splitter, and opponents had a swing and miss rate of 55.8% against the splitter and he recorded 35 of 63 strikeouts with the pitch

2017

- In fifth season with Nippon-Ham Fighters, posted career-high .332 batting average (67-for-202)
- Started All-Star Game for Pacific League as designated hitter
- Limited to 65 games at designated hitter and five starts as a pitcher due to an ankle injury
- Signed with Angels as international free agent, Dec. 9, 2017

Named by Baseball America as Angels' top prospect entering 2018 and is rated as #2 prospect in all of baseball... designated as the #1 prospect in all of baseball by MLB.com for the 2018 campaign

2016

- Named Pacific League Most Valuable Player and helped lead Nippon-Ham Fighters to the Pacific League Championship
- Posted a career-best 1.86 ERA (29 ER/140 IP) and registering 174 strikeouts (third most in league) in his 21 games (20 starts) on the mound
- Boasted his finest season at the plate, batting .322 (104-for-323) with 18 doubles, 22 home runs and 67 RBI in 104 total games, primarily as a designated hitter
- Started at designated hitter for Pacific League in All-Star Game and earned MVP honors after going 3-for-4 with two runs scored and two RBI

Finished three innings pitched shy of qualifying for league leaders, and would have led Pacific League in ERA for second consecutive season if he qualified...honored with Best Nine Award as a pitcher and as a designated hitter

2015

- In third season with Nippon-Ham Fighters, was selected to start All-Star Game as a pitcher for second consecutive season
- Finished year leading Pacific League in wins (15), ERA (2.24), complete games (five) and shutouts (three)...Ranked second in league in strikeouts (196)
- Earned first Best Nine Award as top pitcher in Pacific League
- Finished third in MVP voting behind Yuki Yanagita and Shogo Akiyama

Was a finalist for the Sawamura Award, given annually to top pitcher in Pacific and Central Leagues...along with catcher, Shota Ono, earned Pacific League Battery Award

2014

- With Nippon-Ham Fighters, became first Japanese player to reach double digits in both home runs (10) and wins (11)
- Became first pitcher drafted out of high school to notch two shutout victories within his first two years in NPB since Yu Darvish
- Was starting pitcher for Pacific League in All-Star Game and established record for fastest pitch (101 mph) thrown by a Japanese pitcher

2013

- Made Pacific League debut at age 18 with Nippon-Ham Fighters March 29, 2013 on Opening Day as a right fielder
 - Became first NPB pitcher since Takao Kajimoto in 1963 to bat 3rd, 4th or 5th in the order and first rookie hurler to do so since Junzo Sekine in 1950
- Voted by fans into All-Star Game...finished second in NPB Rookie of the Year Award voting, behind Takahiro Norimoto...led Fighters with 51 games played in right field and also made 11 starts as a pitcher...briefly missed time during year with a right ankle sprain and right cheekbone fracture

Personal

Shohei Ohtani...married to Mamiko...his father, Toru, played baseball for a semipro team sponsored by the local Mitsubishi plant in Ōshū, Japan and his mother, Kayoko, was a competitive badminton player...attended Hanamaki Higashi High School in Iwate Prefecture...participated in National High School Baseball Championship in 2011 and National High School Baseball Invitational Tournament in 2012

Career Batting Record																				
Year	Team	AVG	G	AB	R	H	2B	3B	HR	RBI	SH	SF	HP	BB	SO	SB	CS	OBP	SLG	E
2018	LOS ANGELES-AL	.285	114	326	59	93	21	2	22	61	0	1	2	37	102	10	4	.361	.564	0
2019	LOS ANGELES-AL	.286	106	384	51	110	20	5	18	62	0	4	2	33	110	12	3	.343	.505	0
2020	LOS ANGELES-AL	.190	46	153	23	29	6	0	7	24	0	0	0	22	50	7	1	.291	.366	0
2021	LOS ANGELES-AL	.257	158	537	103	138	26	8	46	100	0	2	4	96	189	26	10	.372	.592	1
2022	LOS ANGELES-AL	.273	157	586	90	160	30	6	34	95	0	3	5	72	161	11	9	.356	.519	0
2023	LOS ANGELES-AL	.304	135	497	102	151	26	8	44	95	0	3	3	91	143	20	6	.412	.654	1
2024	LOS ANGELES-NL	.310	159	636	134	197	38	7	54	130	0	5	6	81	162	59	4	.390	.646	0
Major League - 7 years		.282	875	3119	562	878	167	36	225	567	0	18	22	432	917	145	37	.371	.575	2
Dodger Totals - 1 year		.310	159	636	134	197	38	7	54	130	0	5	6	81	162	59	4	.390	.646	0

Career Postseason Batting Record																				
Year	Team	AVG	G	AB	R	H	2B	3B	HR	RBI	SH	SF	HBP	BB	SO	SB	CS	OBP	SLG	
2024	NLDS: LAD vs. SD	.200	5	20	3	4	0	0	1	4	0	0	0	2	10	0	0	.273	.350	
	NLCS: LAD vs. NYM	.364	6	22	9	8	0	0	2	6	0	0	0	9	7	0	1	.548	.636	
	WS: LAD vs. NYY	.105	5	19	2	2	1	0	0	0	0	0	0	1	2	5	0	.227	.158	
Postseason Totals		.230	16	61	14	14	1	0	3	10	0	0	1	13	22	0	2	.373	.393	
LDS Totals		.200	5	20	3	4	0	0	1	4	0	0	0	2	10	0	0	.273	.350	
LCS Totals		.364	6	22	9	8	0	0	2	6	0	0	0	9	7	0	1	.548	.636	
WS Totals		.105	5	19	2	2	1	0	0	0	0	0	0	1	2	5	0	.227	.158	

Career Single-Game Bests

Most Hits:	6, September 19, 2024 at MIA	Most Stolen Bases:	3, 3x, last, September 2, 2024 at ARI
Most RBI:	10, September 19, 2024 at MIA	Most Walks:	4, 3x, last, July 19, 2023 vs. NYY
Most Home Runs:	3, September 19, 2024 at MIA	Longest Hitting Streak:	18 games, Sept. 14-Oct. 3, 2022
Most Runs Scored:	4, 2x, last, September 19, 2024 at MIA	Grand Slams:	3, last, August 23, 2024 vs. TB (Poche)

Career Fielding Record							
Position	PCT	G	PO	A	E	TC	DP
Left Field	.000	1	0	0	0	0	0
Right Field	.000	6	0	0	0	0	0

Career Pitching Record																				
Year	Team	W-L	ERA	G	GS	CG	SHO	SV	IP	H	R	ER	HR	HB	BB	SO	WP	BK	AVG	
2018	LOS ANGELES-AL	4-2	3.31	10	10	0	0	0	51.2	38	19	19	6	1	22	63	5	0	.203	
2020	LOS ANGELES-AL	0-1	37.80	2	2	0	0	0	1.2	3	7	7	0	0	8	3	1	0	.375	
2021	LOS ANGELES-AL	9-2	3.18	23	23	0	0	0	130.1	98	48	46	15	10	44	156	10	2	.207	
2022	LOS ANGELES-AL	15-9	2.33	28	28	0	0	0	166.0	124	45	43	14	2	44	219	14	0	.203	
2023	LOS ANGELES-AL	10-5	3.14	23	23	1	1	0	132.0	85	50	46	18	11	55	167	12	0	.184	
Major League - 6 years		38-19	3.01	86	86	1	1	0	481.2	348	169	161	53	24	173	608	42	2	.200	

Career Single-Game Bests

Low-Hit Complete Game:	3, July 27, 2023 at DET	Most Strikeouts:	13, (2x), last, May 3, 2023 at STL
Most Innings Pitched Starter:	9.0, July 27, 2023 at DET	Most Walks:	6, (3x), last, Sept. 23, 2022 at MIN
Most Innings Pitched Reliever:	---	Longest Winning Streak:	8 games, June 4 - Sept. 3, 2021
Most Earned Runs Allowed:	7, June 30, 2021 at NYY	Longest Losing Streak:	3 games, (2x), last, July 22-August 3, 2022

Career Fielding Record							
Position	PCT	G	PO	A	E	TC	DP
Pitcher	.967	86	33	25	2	60	1

Career Transactions

- December 9, 2017: Signed as a Free Agent with the Los Angeles Angels.
- December 11, 2023: Signed as a Free Agent with the Los Angeles Dodgers.

Injured List

- June 18-July 3, 2018 (right UCL sprain)
- March 28 - May 7, 2019 (right elbow UCL injury)
- Sept. 16 - October 2, 2023 (oblique)



James OUTMAN

OF | 33

@jamesoutman

Bats: Left **Throws:** Right**Height:** 6-3 **Weight:** 215**Opening Day Age:** 27**Born:** May 14, 1997 in Redwood City, CA**Resides:** Redwood City, CA**Acquired:** Drafted in the seventh round of the 2018 First Year Player Draft out of Sacramento State**ML Service:** 1.095**ML Debut:** July 31, 2022

Career Highlights

- * Outfielder enters his fourth season with the Dodgers after splitting last year between the big-league club and Triple-A Oklahoma City
- * Owns a Major League slashline of .231/.337/.408/.745 and a .265/.367/.503 Minor League career slashline over five seasons (2018-22, 24)
- * Made his Major League debut on July 31st at Colorado where he went 3-for-4 with one home run and one double... became the first player in Dodger franchise history to homer in his first plate appearance, record three hits, three RBI and score two runs in his Major League debut...one of six players in Major League Baseball history to accomplish the feat and he is the first since Joey Gallo on June 2, 2015 vs. Chicago
- * Blasted his first career grand slam on April 20, 2023 against the Cubs, a go ahead shot in the top of the ninth off Michael Fulmer...First career multi-home run game
- * Tallied his second grand slam of the year on May 17, 2023, against the Twins, another go ahead homer, off Emilio Pagan in the bottom of the seventh inning
- * Awarded National League rookie of the month honors for April in 2023, after slashing .292/.376/.615 with seven home runs, three triples, four stolen bases, 20 runs batted in, 17 runs scored, and a 164 wRC+...He led all major league rookies in home runs, triples, extra-base hits (14), slugging percentage, and OPS (.991)...He led the National League in RBI, the first Dodgers rookie to drive in 20 runs in a month since Cody Bellinger in September 2017...His seven home runs were the most-ever by a Dodgers rookie in April, and the most by a Dodgers rookie in any month since teammate Will Smith hit eight home runs in August 2019
- * Continued to display his clutch gene with his first career walk off hit and RBI, a walkoff RBI double on July 25, 2023 against the Blue Jays
- * Earned his second Rookie of the Month award for August in 2023, after slashing .277/.408/.482 with five home runs, 15 RBI, two doubles, 16 walks, 17 runs, two stolen bases in 26 games during August...second Dodger to win Rookie of the Month twice in the same season, joining Cody Bellinger (May and June 2017)
- * Named to the Baseball America 2023 Major League All-Rookie Team
- * Was awarded the PCL Player of the Week for August 22-28, 2022 with Triple-A Oklahoma City
- * Hit for the cycle twice in 2022 with Triple-A Oklahoma City, both in the span of four days, August 26th and 30th
- * Recognized as a Rising Star in the 2021 Arizona Fall League with the Glendale Desert Dogs
- * Tied for second in the Single-A Midwest League with 19 home runs in 2019
- * In his first pro season in 2018, tied for the Rookie-advanced Ogden team lead with 11 home runs, while posting a .264/.350/.490/.841 slashline in 55 games
- * Selected by the Dodgers in the seventh round of the 2018 First-Year Player Draft out of Sacramento State University

Year-By-Year

2024

- Played 53 games with the big-league club, hitting .147 (20-for-136) with four home runs and 11 RBI
- Spent a majority of the season with Triple-A Oklahoma City, slashing .279/.390/.543 in 69 games with 15 doubles, 17 home runs and 46 RBI in 69 games
- Blasted a three-run home run on April 9 at MIN, finishing the day 2-for-4 with a run and three RBI

2023

- Named an Opening Day starter for the Dodgers and played 151 games, garnering a .248/.353/.437 slashline with 16 doubles, three triples, 23 home runs, 16 doubles and 70 RBI
 - Blasted a two-run homer for his first hit of the season on Opening Day against Arizona
 - Blasted his first career grand slam on April 20 against the Cubs, a go ahead shot in the top of the ninth off RHP Michael Fulmer...first career multi-home run game
 - Tallied his second grand slam of the year on May 17 against the Twins, another go ahead homer, off RHP Emilio Pagan in the bottom of the seventh inning
 - Awarded National League Rookie of the Month honors for April after slashing .292/.376/.615 with seven home runs, three triples, four stolen bases, 20 runs batted in, 17 runs scored, and a 164 wRC+...He led all major league rookies in home runs, triples, extra-base hits (14), slugging percentage, and OPS (.991)...He led the National League in RBI, the first Dodgers rookie to drive in 20 runs in a month since Cody Bellinger in September 2017...His seven home runs were the most-ever by a Dodgers rookie in April, and the most by a Dodgers rookie in any month since teammate Will Smith hit eight home runs in August 2019
 - Continued to display his clutch gene with his first career walk-off hit and RBI, a walk-off RBI double on July 25 against the Blue Jays
 - Earned his second Rookie of the Month award for August, after slashing .277/.408/.482 with five home runs, 15 RBI, two doubles, 16 walks, 17 runs, two stolen bases in 26 games during August...Second Dodger to win Rookie of the Month twice in the same season, joining Cody Bellinger (May and June 2017)
 - Named to the Baseball America Major League All-Rookie Team and Baseball Digest/eBay MLB Rookie All-Star Team
- Performed much better in the second half of the season, hitting .264 (57-for-216) opposed to a .236 (63-for-267) average in the first half...produced a .333/.391/.667 slashline with the bases loaded and a .260/.355/.425 slashline with runners in scoring position...performed well in the field, holding a .993 fielding percentage in center field, making two errors in 299 total chances with three assists over 1103.2 innings...was even-keeled at home and on the road, slashing .249/.356/.404 in 76 games at home compared to .248/.350/.465 in 75 games on the road

2022

- Made stops at Double-A Tulsa (68 G), Triple-A Oklahoma City (57 G), and the Los Angeles Dodgers (4 G)...garnered a Minor League batting average of .294 (139-for-473) and a Major League average of .462 (6-for-13)
- Set career-highs in games (125), at bats (473), runs (101), hits (139), total bases (277), doubles (31), home runs (31), RBI (106), and walks (70)
- With Double-A Tulsa, he punched 17 doubles, 16 home runs, 45 RBI and a .295 average in 68 games
- With Triple-A Oklahoma City, he slashed .292/.390/.627 with 133 total bases... he hit for the cycle twice in the span of four days
- In the Majors, he went 6-for-13 in four games with two doubles, one home run, 11 total bases and three RBI
- Made his Major League debut on July 31 at Colorado, going 3-for-4 with a single, double, and homer
- Became the eighth Dodger and fourth Los Angeles Dodger to homer in his first Major at-bat: Clise Dudley (1929), Gordon Slade (1930), Ernie Koy (1938), Dan Bankhead (1947), Jose Offerman (1990), Garey Ingram (1994), Keibert Ruiz (2020)
- Was the PCL Player of the Week for August 22-28... batted 12-for-21 with 10 extra-base hits, including hitting for the cycle August 26th
- Split his time in the outfield in the minors, getting most of his starts (55 G) in right field with a fielding percentage of .983... committing only two errors

Hit for the cycle twice this season with OKC, both in the span of four days, August 26th and 30th...clubbed his best month in August with OKC, slashing .447/.531/1.132 with six doubles, four triples, four home runs, and 22 RBI... had eight-game hitting streaks twice this season, May 6-13 with Tulsa and June 23- July 2 (June 23-28 with Tulsa, June 30- July 2 with OKC)... tied for fifth in the Pacific Coast League in triples with six

2021

- * Split his time between Single-A Great Lakes and Double-A Tulsa, playing in 104 combined games for a .266 average (110-for-414)
- * Set career-highs in doubles (21), triples (9), stolen bases (23), walks (63), runs (90), hits (110), and total bases (203)
- * With Single-A Great Lakes, the California native slashed .250/.385/.472 with 117 total bases and 21 stolen bases...was identical against righties and lefties, batting .250
- With Double-A Tulsa, the righty slugged nine doubles, batted in 24 runs, and smashed nine longballs...hit .253 (19-for-75) in the month of September
- Went 3-for-5 with three runs score on August 4 with Tulsa, clubbing a double, two home runs, two RBI, and ten total bases
- Recognized as an AA Central Offensive Player of the Week in August with Tulsa...also earned honors as a Rising Star in the Arizona Fall League with the Glendale Desert Dogs

2020

Did not participate in the 2020 season after the minor league season was cancelled

2019

- Promoted to Single-A Great Lakes for the entire season, playing five different positions throughout the year: center field (93 G), right field (10 G), left field (10 G), first base (1 G), and shortstop (1 G) over 119 games
- Registered a .997 fielding percentage...committed just three errors in 274 chances across 978.0 innings
- Averaged .226 (100-for-442), smashing 19 home runs, 15 doubles, four triples, and 56 RBI...struck out 128 times and walked 56 over 119 games
- Excelled on the road, batting .293 (34-for-114) with seven doubles, five home runs, and 17 RBI
- Was even keeled against both left-handed pitching and right-handed pitching, producing a .223 (21-for-94) and .227 (79-for-348) batting average respectively
- * Tied for second in the Single-A Midwest League with 19 home runs in 2019

2018

- * Played in 55 games with Rookie-level Ogden, totaling a .264 average (55-for-208) with eight doubles, three triples, 11 home runs, and 33 RBI...also stole 12 bases
- * Earned a .840 OPS despite striking out 56 times and walking 24...was even keeled against both left-handed and right-handed hitters, garnering a .232/.328/.482 and .276/.358/.493 slashline respectively
- * Started 39 games in center field, committing just three errors in 92 total chances for a .967 fielding percentage...also appeared in 15 games as the designated hitter
- * Awarded Pioneer League Player of the Week on August 19

Personal

James Outman... married wife, Dasha in Dec., 2022 and welcomed a daughter Avery in Aug. 2024...played three seasons of college ball at Sacramento State University, where he was selected Academic All-WAC in 2018...was a two-sport star, baseball and football, at Junipero Serra High School in San Mateo, CA.... Selected by the Dodgers in the seventh round of the 2018 First-Year Player Draft.

Career Batting Record																					
Year	Team	AVG	G	AB	R	H	2B	3B	HR	RBI	SH	SF	HP	BB	SO	SB	CS	OBP	SLG	E	
2018	AZL Dodgers	.192	10	26	5	5	1	0	1	3	0	0	2	6	4	1	1	.382	.346	0	
	DSL Dodgers	.236	42	140	34	33	8	0	9	33	0	1	14	23	31	9	6	.393	.486	2	
2019	Ogden	.298	63	235	57	70	22	2	19	55	0	3	15	26	79	7	6	.398	.651	5	
2021	Great Lakes	.250	65	248	50	62	12	8	9	30	0	1	10	45	88	21	2	.385	.472	0	
	Tulsa	.289	39	166	40	48	9	1	9	24	0	0	3	18	51	2	2	.369	.518	0	
2022	LOS ANGELES	.462	4	13	6	6	2	0	1	3	0	0	1	2	7	0	0	.563	.846	0	
	Tulsa	.295	68	261	59	77	17	1	16	45	0	2	6	38	89	7	3	.394	.552	4	
	Oklahoma City	.292	57	212	42	62	14	6	15	61	0	3	4	32	63	6	1	.390	.627	2	
2023	LOS ANGELES	.248	151	483	86	120	16	3	23	70	0	4	12	68	181	16	3	.353	.437	2	
2024	Oklahoma City	.279	69	265	62	74	15	2	17	46	0	3	6	44	81	11	1	.390	.543	4	
	LOS ANGELES	.147	53	136	12	20	4	0	4	11	0	0	4	16	55	2	1	.256	.265	1	
Major League - 3 years		.231	208	632	104	146	22	3	28	84	0	4	17	86	243	18	4	.337	.408	3	
Dodger Totals - 3 years		.231	208	632	104	146	22	3	28	84	0	4	17	86	243	18	4	.337	.408	3	
Minor League - 4 years		.265	472	1802	362	478	90	25	96	295	0	13	41	257	556	79	21	.367	.503	17	

Career Postseason Batting Record																				
Year	Team	AVG	G	AB	R	H	2B	3B	HR	RBI	SH	SF	HBP	BB	SO	SB	CS	OBP	SLG	
2023	NLDS: LAD vs. ARI	.000	3	5	0	0	0	0	0	0	0	0	0	1	3	0	0	.167	.167	
Postseason Totals		.000	3	5	0	0	0	0	0	0	0	0	0	1	3	0	0	.167	.167	
LDS Totals		.000	3	5	0	0	0	0	0	0	0	0	0	1	3	0	0	.167	.167	

Career Single-Game Bests

Most Hits:	4, 3x, last, Sept. 26, 2023	Most Stolen Bases:	1, 18x, last, May 4, 2024 vs. ATL
Most RBI:	5, April 20, 2023 at CHC	Most Walks:	1, (14x), last, Sept. 23, 2023 vs. SF
Most Home Runs:	2, 3x, last, July 4, 2023 vs. PIT	Longest Hitting Streak:	6 games, August 27-Sept. 1, 2023
Most Runs Scored:	3, March 30, 2023 vs. ARI	Grand Slams:	2, last, May 17, 2023 vs. MIN (Pagan)

Career Fielding Record								
Position	PCT	G	PO	A	E	TC	DP	
Left Field	1.000	21	19	2	0	21	0	
Right Field	1.000	8	4	1	0	5	0	
Center Field	.993	184	392	5	3	400	1	

Career Transactions

- June 10, 2018: Drafted in the seventh round of the 2018 draft out of Sacramento State University,

Injured List

- Has not been on the injured list in the Major Leagues



Andy
PAGES

OF | 44

@andy_pages_abreu_18

Bats: Right **Throws:** Right
Height: 6-1 **Weight:** 200
Opening Day Age: 24
Born: December 8, 2000 in La Habana, Cuba
Resides: Bonao, Dominican Republic
Acquired: Signed as an international free agent on March 1, 2018
ML Service: 1.095
ML Debut: July 31, 2022



Career Highlights

- * Made his Major League debut on April 16, 2024 getting a hit on the first pitch he saw...finished the day 1-for-4 with a run
- * Outfielder saw his first time at the Major League level in 2024, playing 116 games with the Dodgers and slashing .248/.305/.407 with 13 home runs and 46 RBI
- * Earned All-Star selections in three of five of his professional seasons, combining to post a .257/.378/.520/.898 slashline in 401 career games in rookie ball with the DSL Dodgers, AZL Dodgers, Single-A Ogden, Advanced-A Great Lakes, and Double-A Tulsa, and Triple-A Oklahoma
- * Made the jump to Triple-A Oklahoma City on May 16, 2023 and played one game before going on the 60-day IL to end the season with a torn labrum
- * Selected as a mid-season Rookie-advanced Pioneer League All-Star and named to Baseball America's Rookie-level and Postseason All-Star teams in 2019, batting .298 with 19 homers and 55 RBI in 63 games with Ogden...led the PL with 22 doubles ranked among the league leaders in average (9th), OBP (.398, 7th), SLG (.651, 2nd), OPS (1.049, 4th), homers (19, 2nd), RBI (55, 2nd) and runs (57, T-1st)
- * Named a Dominican Summer League All-Star in his first professional season in 2018, batting .236 with a .393 OBP, a .486 SLG, nine homers and 33 RBI in 42 games with the DSL Dodgers before joining the AZL Dodgers late in the campaign
- * Signed by the Dodgers as an international free agent on March 1, 2018

Year-By-Year

2024

- Outfielder saw his first time at the Major League level, playing 116 games with the Dodgers and slashing .248/.305/.407 with 13 home runs and 46 RBI
- Made his Major League debut on April 16, getting a hit on the first pitch he saw...finished the day 1-for-4 with a run
- Hit .357 (35 for-98) against lefties in the regular season compared to .213 (65-for-305) against righties
- Played in eight Postseason games, slashing .211/.250/.526 with two home runs and four RBI
- In Game 5 of the NLCS against the Mets, went 3-for-4 with two home runs, two runs, and four RBI

2023

- Spent a majority of the season with Double-A Tulsa, slashing .284/.430/.495 with 12 doubles, one triple, three home runs, and 25 RBI in 33 games...promoted to Triple-A Oklahoma City on October 2 for one game
- Appeared in 13 Spring Training games, hitting .235 (4-for-17)
- Made his Triple-A debut on May 16 against Sugar Land, going 0-for-3 with a walk and two strikeouts before suffering a shoulder injury
- Placed on the seven day IL before being transferred to the 60-day IL...underwent surgery to repair a torn labrum in late May

Posted interesting splits, slashing .227/.320/.682/1.002 with three home runs in 22 at-bats compared to a .299/.453/.448/.901 slashline with no home runs and 19 RBI in 87 at-bats...hit .412 (14-for-34) with two homers and 22 RBI...did not commit an error in 273.0 innings at any of the outfield positions

2022

- Played the entire season with Double-A Tulsa, smashing a career-high 29 doubles in 132 games for a .236/.374/.523 slashline...stroked 26 home runs and 80 RBI

- Tabbed a career-high 11 bases on June 7 against Northwest Arkansas, smashing two home runs and a triple while scoring two runs en route to Double-A Tulsa's 5-2 victory
- Tallied two, two home run games: June 7 at NWA, Sept. 14 vs. SPR...went 5-for-9 with seven RBI and 19 total bases between those two games
- Notched a 12-game hit streak from May 13 – May 27, averaging .319 (15-for-47) for five doubles, three home runs, and seven RBI
- Registered a .316 average (37-for-117) against left-handed pitchers, totaling 13 home runs and 30 RBI versus a .211 average (78-for-370) against right-handers for 13 home runs and 50 RBI
- Named as an Arizona Fall League Rising Star with the Glendale Desert Dogs

Swung the bat well both at home and on the road, slashing .222/.326/.470/.796 and .249/.346/.466/.812 respectively... had his best month in April, swinging a .276/.396/.447 slashline with seven doubles and 18 RBI...next best month finished out the season in September, slashing .263/.297/.526 with six doubles and 14 RBI...had a stand-out game on Aug. 4 at Northwest Arkansas, going 4-for-6 with a double, triple, and three RBI...participated in spring training as a non-roster invitee

2021

- * Spent the full season with Adadvanced-A Great Lakes, hitting .265 with 25 doubles, 31 homers and 88 RBI
- * Led High-A Central in homers, RBI, OPS (.933), SLG (.538), XHB (57) and Total Bases (236)
- * He was selected as a post-season High-A Central all-star and he was also named Most Valuable Player and Top Prospect of the league

Recorded four multi-homer games for Great Lakes while recording 5+ homers in each of the five months of the season...launched 11 homers with 23 RBI in the month of June...hit safely in 20 of the 26 games in the month of June, while scoring 26 runs in 26 games...finished the month of September with a season-best .322 batting average and five homers and 13 RBI

2020

- * Did not participate in the 2020 season after the minor league season was cancelled

Personal

Andy Pages...signed by the Dodgers an an international free agent on March 1, 2018.

Career Batting Record																			
Year	Team	AVG	G	AB	R	H	2B	3B	HR	RBI	SH	SF	HBP	BB	SO	SB	CS	OBP	SLG
2018	AZL Dodgers	.192	10	26	5	5	1	0	1	3	0	0	2	6	4	1	1	.382	.346
	DSL Dodgers	.236	42	140	34	33	8	0	9	33	0	1	14	23	31	9	6	.393	.486
2019	Ogden	.298	63	235	57	70	22	2	19	55	0	3	15	26	79	7	6	.398	.651
2021	Great Lakes	.265	120	438	96	116	25	1	31	88	0	4	19	77	132	6	3	.394	.539
2022	Tulsa	.236	132	487	69	115	29	3	26	80	0	7	15	62	140	6	3	.336	.468
2023	Tulsa	.284	33	109	23	31	12	1	3	25	0	3	5	25	32	7	3	.430	.495
	Oklahoma City	.000	1	3	0	0	0	0	0	0	0	0	0	1	2	0	0	.250	.000
2024	Oklahoma City	.356	24	101	25	36	5	1	8	22	0	1	2	10	21	3	1	.421	.663
	LOS ANGELES	.248	116	403	65	100	23	1	13	46	0	4	6	29	108	1	2	.305	.407
Minor League - 6 years		.264	425	1539	309	406	102	8	97	306	0	19	72	230	441	39	23	.381	.530
Major League - 1 year		.248	116	403	65	100	23	1	13	46	0	4	6	29	108	1	2	.305	.407
Dodger Totals - 1 year		.248	116	403	65	100	23	1	13	46	0	4	6	29	108	1	2	.305	.407

Career Postseason Batting Record																			
Year	Team	AVG	G	AB	R	H	2B	3B	HR	RBI	SH	SF	HBP	BB	SO	SB	CS	OBP	SLG
2024	NLDS: LAD vs. SD	.000	3	2	1	0	0	0	0	0	0	0	0	0	1	0	0	.000	.000
	NLCS: LAD vs. NYM	.235	5	17	2	4	0	0	2	4	0	0	1	0	5	0	0	.278	.588
Postseason Totals		.211	8	19	3	4	0	0	2	4	0	0	1	0	6	0	0	.250	.526
LDS Totals		.000	3	2	1	0	0	0	0	0	0	0	0	0	1	0	0	.000	.000
LCS Totals		.235	5	17	2	4	0	0	2	4	0	0	1	0	5	0	0	.278	.588

Career Single-Game Bests			
Most Hits:	4, May 3, 2024 vs. ATL	Most Stolen Bases:	1, May 11, 2024 vs. SD
Most RBI:	3, 3x, last, September 19, 2024 at MIA	Most Walks:	2, 4x, last, August 11, 2024 vs. PIT
Most Home Runs:	1, 13x, last, September 27, 2024 at COL	Longest Hitting Streak:	10 games, April 24 - May 4, 2024
Most Runs Scored:	3, 2x, last, September 19, 2024 at MIA	Grand Slams:	---

Career Fielding Record							
Position	PCT	G	PO	A	E	TC	DP
Left Field	.923	6	12	0	1	13	0
Center Field	.991	87	219	3	2	224	1
Right Field	1.000	40	63	2	0	65	1

Career Transactions	Injured List
• March 1, 2018: Signed as a minor league free agent	• Has not been on the injured list in the Major Leagues



Evan

PHILLIPS

@evan_phillips33

Bats: Right

Throws: Right

Height: 6-2

Weight: 215

Opening Day Age: 30

Born: September 11, 1994 in Salisbury, MD

Resides: Tampa, FL

Acquired: Claimed off waivers on August 16, 2021 from Tampa Bay

ML Service: 4.136

MLB Debut: July 3, 2018



Career Highlights

- * Maryland native enters his fifth year with Los Angeles after solidifying his position as a dependable reliever in the Dodger bullpen
- * In 243 career games (one start) in the Majors, the righty owns a 16-12 record and 45 saves with 3.43 ERA (94 ER/246.1IP) with 285 strikeouts...possesses a 10.41 K/9 mark with a .209/.291/.330 career slashline
- * Tallied a career-high 24 saves in 27 opportunities in 2023 (89%)...locked down 11 consecutive saves from July 29-Sept.16, 2023 and had a span of 13 straight outings without giving up an earned run (Aug.9-Sept.20, 2023)
- * Earned his first Major League win on August 2, 2020 vs. Tampa Bay with Baltimore, tossing a scoreless frame with a strikeout...later recorded his first save on August 13, 2021 against Minnesota as a member of Tampa Bay, firing 3.0 innings of one-run ball, striking out two
- * Made his Major League debut with the Braves on July 3, 2018 at New York (AL), tossing 2.1 innings and allowing two runs on one hit, one home run with two walks and a strikeout
- * Became the 26th Maryland-born player to appear in a game for the Orioles on August 3, 2018
- * Owns a lifetime 19-20 record over 187 games (two starts) in the minors, producing a 3.76 ERA (110 ER/263.0 IP) with 306 strikeouts against 118 walks...has a 1.28 WHIP and has limited hitters to a .229 batting average
- * Was named a 2018 Mid-Season All-Star with Triple-A Gwinnett and in 2016 with Single-A Carolina...also awarded as an AFL Rising Star in 2016 with the Salt River Rafters
- * Originally selected by the Atlanta Braves in the 17th round of the 2015 First-Year Player Draft and signed by scout Billy Best

Year-By-Year

2024

- Finished the season 5-1 with a 3.62 ERA (22 ER/54.2 IP) in 61 games with 18 saves and a 1.19 WHIP...was one of 19 pitchers to pitch in 60 or more games in the last three seasons
- Successfully converted his first 14 save attempts from March 20-July 5
- Was on the injured list for four weeks in May with a right hamstring strain
- Struck out the side three times in the regular season (July 5 vs. MIL, Aug. 2 at OAK and Aug. 24 vs. TB)
- In five Postseason outings, went 2-0 in 6.2 scoreless innings, picking up the win in Game 4 of the NLDS and NLCS...did not make World Series roster due to injury
- Tossed 1.2 scoreless innings in Game 5 of the NLDS against SD with three strikeouts, his longest outing of the season

2023

- The Maryland native followed up his career best 2022 campaign with another dominant season in 2023, going 2-4 with a 2.05 ERA (14 ER/61.1IP) and a career-high 24 saves while producing a 0.83 WHIP...ranked eighth in the National League in saves
 - Held batters to a .177/.233/.302 slashline and posted a 9.68 strikeouts per nine innings rate
 - Produced even better numbers after the All-Star break, going 1-1 with a 1.38 ERA (4 ER/26.0 IP) cin 25 games compared to 1-3 with a 2.55 ERA (10 ER/35.1 IP)
 - In the NLDS, he made two appearances, firing 1.2 scoreless innings while striking out three
- Locked down 11 consecutive saves from July 29-Sept.16...did not give up an earned run in 13 straight appearances (Aug.9-Sept.20)...excelled with runners in scoring position, holding the opposition to a measly .140 average...fared

better against righties, limited them to a .131 average compared to a .222 average against lefties...recorded a season-high four strikeouts on June 15 against Chicago-AL in two innings of work

2022

- Dominant right-handed reliever had a breakout season, posting a 7-3 record in 64 games with a career-best 1.14 ERA (8 ER/63.0 IP) and 77 strikeouts against just 15 walks....set career highs in innings pitched, strikeouts, holds (19), games, and wins
- Held hitters to a career-low .155 average, allowing just eight runs to score in 64 appearances...limited right-handed hitters to a .142/.210/.204 slashline and lefties to a .170/.229/.220 slashline
- Pitched incredibly well when ahead in the count, holding the opposition to a .115 average (10-for-87) in 62 instances...when behind in the count, allowed hitters to a .234 average (11-for-47) in 55 games
- Among relievers with 50+ innings, he was the Major League leader in ERA, fourth in WHIP (0.76) and sixth in opponents' batting average against (.155)
- Went 10.1 innings without allowing a run from June 21st – July 14th...did not allow a run in 15 straight outings from July 23 – Aug. 30 (14.2 IP)...posted a 0.27 WHIP in that span...only gave up two runs from Aug. 2 until the end of the year, a span of 24 outings
- Did not allow an earned run in June and held opponents to a .135 average (5-for-43) with 12 strikeouts to just three walks...later held opponents to a 0.96 ERA (1 ER/9.1 IP) in September and struck out 14 to just three walks
- Earned all seven wins on home turf, posting a 1.41 ERA (5 ER/32.0 IP) with 41 strikeouts and just 11 walks in 33 outings...posted a 0.91 WHIP and limited hitters to a .165 average

Tallied 2+ strikeouts in 22 of 64 games, striking out the side in two instances (July 5 vs. COL, Sept. 18 at SF)...did not allow a hit over seven games from April 12 to April 29, striking out nine during the span and collected his first win of the season on April 16 vs. CIN...strung together nine straight appearances without giving up a hit from Aug. 6 – 30, striking out 10 batters in the process, not factoring in any decisions during the span...pitched in his second career Postseason, appearing in three games for 3.1 total innings, striking out six and walking just one, not factoring in any decisions

2021

- Made stops at Triple-A Norfolk and Triple-A Durham before appearing in one game with Tampa Bay and later seven games with Los Angeles
- Combined for a 1-1 record over eight games between the Rays and Dodgers, posting a 3.38 ERA (5 ER/13.1 IP) and 1.20 WHIP...struck out 11 batters and walked just five
- Recorded his first save on August 13, 2021 against Minnesota as a member of Tampa Bay, firing 3.0 innings of one-run ball, striking out two...his 3.0 innings matched his career-high
- Was tough against left-handed and right-handed batters, limiting the opposition to a .125 and .286 average respectively
- Struck out two batters in five different games and did not allow a run in four of his eight relief appearances
- Made his first Major League Postseason roster, pitching in two games for a total of 3.0 scoreless innings...allowed just one hit and struck out six
- Pitched in 18 games with Triple-A Norfolk, producing a 1-1 record...struck out 35 batters across 25.0 innings and walked 14, recording two holds
- With Triple-A Durham, the righty appeared in two games (one start) for 3.1 innings, striking out three without issuing a walk

2020

- Pitched in 14 games for Baltimore, registering a 1-1 record with a 5.02 ERA (8 ER/14.1 IP)
- Struck out 20 batters and walked ten...put out a 1.67 WHIP
- Limited lefties to a .158 average while keeping right-handed batters to a .297 average...also did not give up a hit in any bases loaded situations
- Earned his Major League win on August 2, 2020 vs. Tampa Bay with Baltimore, tossing a scoreless frame with a strikeout
- His longest outing occurred on Sept. 19 against Tampa Bay, where he tossed 2.0 scoreless innings with four strikeouts and just one hit allowed
- Fanned four batters on two different days (9/17 at TB, 9/19 vs. TB)...did not allow a walk in nine of his 14 relief appearances
- Did not allow a run in ten of his 14 outings, striking out 16 through 10.2 innings

2019

- Bounced between Triple-A Norfolk and the Orioles...made eight different stints in the big leagues throughout the year
- Was recalled on April 9 and made his season debut that night against Oakland, working a career-high 3.0 shutout innings in relief and striking out a career-high four batters
- Struck out 40 batters in 28.0 innings with the Orioles, averaging 12.86 strikeout-per-nine innings mark...struck out multiple batters in 12 of his 25 appearances
- Recalled as the 26th player for the doubleheader on May 15...was later recalled for the final time on September 3,

allowing just one run in his final seven appearances (8.2 IP)

- Made 27 appearances for Triple-A Norfolk, going 1-2 with a 3.86 ERA (17 ER/39.2 IP), 17 walks, and 44 strikeouts

2018

- * Made his Major League debut with the Braves on July 3 at NYY, tossing 2.1 innings and allowing two runs on one hit, one home run with two walks and a strikeout
- * Made his Orioles debut on August 3 at Texas, tossing 2.0 scoreless frames with three strikeouts
- * Registered his first career start on Sept. 17 vs. Toronto, working 2.0 innings and allowing three runs on three hits, one home run, with two punchouts
- * Made four appearances for Atlanta, going 0-0 with a 8.53 ERA (6 ER/6.1 IP), four walks, and three strikeouts
- * Made 39 appearances combined between Triple-A Gwinnett and Triple-A Norfolk, going 4-6 with eight saves, a 2.28 ERA (13 ER/51.1 IP) and 72 strikeouts
- * Became the 26th Maryland-born player to appear in a game for the Orioles

2017

- * Made 40 combined appearances between Double-A Mississippi and Triple-A Gwinnett, going 3-4 with a 6.14 ERA (35 ER/51.1 IP) and 53 punchouts
- * Started the campaign with Mississippi before being promoted to Gwinnett on May 30...made two stints on the injured list, from May 10-17 with a left toe contusion and again from August 24-31 with a left thigh bruise
- * Allowed only one run in a stretch of 20.1 innings, spanning from May 9 – June 30, lowering his ERA from 12.83 to 0.71 during that span

2016

- Divided his season between Single-A Advanced Carolina and Double-A Mississippi, combining to go 8-4 with a 3.02 ERA (21 ER/62.2 IP) with 62 strikeouts in 43 games
- Was second among Braves minor leaguers in saves (10) and was tied for seventh in wins (8)
- Named a Carolina League Mid-Season All-Star...following the season, he played for the Salt River Rafters of the Arizona Fall League

2015

- Split his first professional season between Rookie-level Danville and Single-A Rome...pitched to a 2-3 record with a 2.73 (9 ER/29.2 IP) and 37 strikeouts in 18 games across two levels
- His 11.2 strikeout-per-nine innings was the fifth-highest mark in the Braves minor leagues (min. 20.0 IP)

Personal

Evan John Phillips...born on Sept. 11, 1994 in Salisbury, Maryland...married to wife Elizabeth...welcomed their first child, Beau, in April, 2023...attended college at University of North Carolina Wilmington...originally selected by the Atlanta Braves in the 17th round of the 2015 First-Year Player Draft...signed by scout Billy Best

Career Pitching Record																				
Year	Team	W-L	ERA	G	GS	CG	SHO	SV	IP	H	R	ER	HR	HB	BB	SO	WP	BK	AVG	
2015	Danville	1-1	0.68	6	0	0	0	0	13.1	8	1	1	1	0	4	17	1	0	.178	
	Rome	1-2	4.41	12	0	0	0	2	16.1	13	9	8	1	2	8	20	3	0	.228	
2016	Carolina	2-1	1.27	21	0	0	0	8	28.1	18	6	4	0	1	8	19	0	0	.180	
	Mississippi	6-3	4.46	22	0	0	0	2	34.1	33	21	17	2	1	16	43	3	0	.262	
2017	Mississippi	1-1	8.14	15	0	0	0	1	21.0	22	19	19	5	1	11	24	1	0	.278	
	Gwinnett	2-3	4.75	25	1	0	0	2	30.1	30	17	16	1	3	23	29	2	0	.268	
2018	Gwinnett	4-4	1.99	31	0	0	0	8	40.2	28	12	9	1	4	14	59	4	0	.199	
	Norfolk	0-2	3.38	8	0	0	0	0	10.2	6	4	4	1	0	3	13	0	0	.158	
	BALTIMORE	0-1	18.56	5	1	0	0	0	5.1	7	13	11	2	1	6	5	1	0	.304	
	ATLANTA	0-0	8.53	4	0	0	0	0	6.1	6	6	6	3	0	4	3	0	0	.240	
2019	Norfolk	1-2	3.86	27	0	0	0	1	39.2	35	18	17	2	3	17	44	5	0	.233	
	BALTIMORE	0-1	6.43	25	0	0	0	0	28.0	32	20	20	2	5	20	40	2	0	.286	
2020	BALTIMORE	1-1	5.02	14	0	0	0	0	14.1	14	8	8	1	3	10	20	1	1	.250	
2021	Durham	0-0	2.70	2	1	0	0	0	3.1	4	1	1	0	0	0	3	0	0	.286	
	Norfolk	1-1	5.04	18	0	0	0	0	25.0	21	16	14	5	0	14	35	2	1	.233	
	TAMPA BAY	0-0	3.00	1	0	0	0	1	3.0	3	1	1	1	0	0	2	0	0	.250	
	LOS ANGELES	1-1	3.48	7	0	0	0	0	10.1	8	5	4	0	1	5	9	1	0	.200	
2022	LOS ANGELES	7-3	1.14	64	0	0	0	2	63.0	33	11	8	2	3	15	77	0	0	.155	
2023	LOS ANGELES	2-4	2.05	62	0	0	0	24	61.1	38	19	14	6	3	13	66	1	0	.177	
2024	LOS ANGELES	5-1	3.62	61	0	0	0	18	54.2	48	30	22	6	1	17	63	1	0	.232	
Major League - 7 years		16-12	3.43	243	1	0	0	45	246.1	189	113	94	23	17	90	285	7	1	.209	
Los Angeles - 4 years		15-9	2.28	194	0	0	0	44	189.1	127	65	48	8	8	50	215	3	0	.187	
Minor League- 6 years		19-20	3.76	187	2	0	0	24	263.0	218	124	110	19	15	118	306	21	1	.229	

Career Postseason Pitching Record																		
Year	Team	W-L	ERA	G	GS	CG	SHO	SV	IP	H	R	ER	HR	HB	BB	SO	WP	BK
2021	NLCS: LAD vs. ATL	1-0	0.00	2	0	0	0	0	3.0	1	0	0	0	0	2	6	0	0
2022	NLDS: LAD vs. SD	0-0	0.00	3	0	0	0	0	3.1	1	0	0	0	0	1	6	0	0
2023	NLDS: LAD vs. ARI	0-0	0.00	2	0	0	0	0	2.1	2	0	0	0	1	1	3	0	0
2024	NLDS: LAD vs. SD	1-0	0.00	3	0	0	0	0	4.1	0	0	0	0	0	0	4	0	0
	NLCS: LAD vs. NYM	1-0	0.00	2	0	0	0	0	2.1	3	0	0	0	0	3	2	0	0
Postseason Totals		3-0	0.00	12	0	0	0	0	15.1	7	0	0	0	1	7	21	0	0
LDS Totals		1-0	0.00	8	0	0	0	0	10.0	3	0	0	0	1	2	13	0	0
LCS Totals		2-0	0.00	4	0	0	0	0	5.1	4	0	0	0	0	5	8	0	0

Career Single-Game Bests

Low-Hit Complete Game:	---	Most Strikeouts:	4, (4x), last, June 15, 2023 vs. CWS
Most Innings Pitched Starter:	2.0, Sept. 17, 2018 vs. TOR	Most Walks:	4, August 16, 2020 vs. WAS
Most Innings Pitched Reliever:	3.0, (2x), last, August 13, 2021 at MIN	Longest Winning Streak:	7 games, June 30, 2022 - May 22, 2023
Most Earned Runs Allowed:	5.0, September 14, 2024 at ATL	Longest Losing Streak:	4 games, June 4-Sept. 11, 2023

Career Fielding Record

Position	PCT	G	PO	A	E	TC	DP
Pitcher	.946	243	18	17	2	37	1

Career Transactions

- June 10, 2015: Drafted by the Atlanta Braves in the 17th round of the 2015 amateur draft. Player signed June 12, 2015.
- July 31, 2018: Traded by the Atlanta Braves with Brett Cumberland (minors), JC Encarnación (minors), Bruce Zimmermann and international bonus slot money to the Baltimore Orioles for Kevin Gausman and Darren O'Day.
- August 4, 2021: Signed as a Free Agent with the Tampa Bay Rays.
- August 16, 2021: Selected off waivers by the Los Angeles Dodgers from the Tampa Bay Rays.

Injured List

- Sept. 23 -28, 2020 (right elbow inflammation)
- August 20 - 30, 2021 (right quad strain)
- May 5 - 31, 2024 (right hamstring strain)



Miguel

ROJAS

IF | 72

@miggyslocker

Bats: Right Throws: Right

Height: 6-0 Weight: 188

Opening Day Age: 36

Born: February 24, 1989 in Los Teques, Venezuela

Resides: Miami, FL

Acquired: Traded from the Miami Marlins for SS Jacob Amaya on Jan 11, 2023

ML Service: 10.043

MLB Debut: June 6, 2014



Career Summary

* Venezuelan born infielder returns for his third season back with the Dodgers after being traded for infielder Jacob Amaya during the 2022 offseason...made his Major League debut with the Boys in Blue on June 6, 2014

* In 10 Major League seasons with the Marlins (2015-2022) and the Dodgers (2014, 2023-24), the righty owns a .260/.313/.359 career slashline in 1183 games for 176 doubles, 11 triples, 50 home runs, and 336 RBI...has stolen 62 bases and walked 243 times

* Voted by his Dodger teammates and coaches as the 2024 Roy Campanella Award winner for the player who best embodies the spirit and leadership of the late catcher

* Named the Marlins' winner of the MLBPA Heart and Hustle Award for the 2019 and 2021 season, an esteemed award that honors active players who demonstrate a passion for the game of baseball and best embody the values, spirit, and traditions of the game

* Named a Rawlings Gold Glove Award finalist at shortstop in 2020 after making just three errors in 165 chances (.982)...was also the Marlins nominee for the 2020 Roberto Clemente Award

* Named the Jeff Conine "Mr. Marlin" award winner by South Florida BBWAA in both 2018 and 2021, given to the player whose commitment to the game is embodied in his integrity and unselfish play (Baseball Almanac)

* Recorded first career walk-off hit on March 30, 2018 vs. Cubs with a single, marked his second career walk-off RBI (sac fly on August 26, 2017 vs. San Diego)

* Hit first career home run on July 9, 2014 at Detroit off of Max Scherzer...started his first Major League game on June 8, 2014 at Colorado at third base and notched his first career hit (single) and RBI in top of sixth inning

* Made his Major League debut with the Dodgers on June 6, 2014 at Colorado as a defensive replacement at shortstop in the eighth inning...later made his first career start on June 8 at Colorado at third base

* Signed as a non-drafted free agent on Nov. 24, 2005 by the Reds by scouts Luis Baez and Maximo Rombley

Year-By-Year

2024

- In 103 games with the Dodgers, slashed .283/.337/.410 with six home runs and 36 RBI...had a career-high slugging percentage (.410), OPS (.747) and WAR (3.4)
- Voted by his teammates and coaches as the 2024 Roy Campanella Award winner for the player who best embodies the spirit and leadership of the late catcher
- Had a four-RBI game June 29 at SF, his most since 2020...finished the day 3-for-5 with a run scored
- During the season, there was a streak when the Dodgers were 24-0 when he had a hit and 16-0 when he scored a run...hit .476 (40-for-84) with 18 runs and 15 runs in those 24 games
- Slashed .323/.357/.446 in 19 June games with a home run and 10 RBI
- Started the first three NLDS games against San Diego before reinjuring his adductor, not making the NLCS roster but appearing in one game for the World Series...went .182 (2-for-11)

2023

- Slashed .236/.290/.322/.612 with 16 doubles, one triple, five home runs and 31 RBI in 125 games

- Spent the majority of the year at shortstop, producing a .986 fielding percentage, making six errors in 430 total chances over 953.2 innings...played seven innings at second base, two innings at third base, and three innings on the mound
- Made his first career pitching appearance on July 30 against the Reds, going 1.0 inning, giving two hits and one run...collectively, he went 0-0 with a 6.00 ERA (2 ER/3.0 IP)
- Tied a career-high with a four-hit performance on September 10 against the Nationals (Last:4/20/21 vs. BAL)
- Ended the season by producing his best month in September, slashing .300/.338/.429/.767 with two homers and seven RBI
- Performed better against left-handed pitching, hitting .286 (38-for-133) and hit .210 (53-for-252) against right-handers
- Tallied the third highest batting average on the team in the postseason, hitting .333 (2-for-6)

Tied a career-high with a four-hit performance on September 10 against the Nationals (Last: 4/20/21 vs. BAL)...ended the season by producing his best month in September, slashing .300/.338/.429/.767 with two homers and seven RBI...performed better against left-handed pitching, hitting .286 (38-for-133) and hit .210 (53-for-252) against right-handers

2022

- Slashed .236/.283/.323 in 140 games (team-high) for Miami, totaling 19 doubles, two triples, six home runs, and 36 RBI...struck out 61 times and walked 26
- Led the charge in multiple offensive categories: games (1st, 140), hits (1st, 111), total bases (4th, 152), and doubles (5th, 18)
- Started 132 games at shortstop (136 GP), producing a .987 fielding percentage, committing just seven errors in 531 total chances...also appeared at first base for ten games over 28.0 innings
- Stole nine bases, tying his second-highest mark (2019)...set a career-best in 2021 with 13 swipes
- Established an eight-game hitting streak from July 22 – 31, slashing .323/.364/.419 during that span with three doubles and six RBI...was tied for fourth best on the team with Jacob Stallings
- Carried a ten-game on-base streak from May 20 – June 1, hitting .297 (11-for-37) with three doubles and six RBI during the span...currently on a seven-game on-base streak dating back to Sept. 24
- Produced his best offensive month in June, slashing .281/.330/.416/.746 with three doubles, three homers, and 11 RBI
- Recorded a .353 average (6-for-17) in 17 games with a 2-0 count, also averaged .333 (18-for-54) in 46 games with a 0-1 count and a .333 average (24-for-72) when starting a fresh at-bat...fared well when behind in the count, producing a .269/.282/.325 slashline in 100 games
- Was traded to the Dodgers on January 11 for shortstop Jacob Amaya

Had two six-game on-base streaks: June 11 – June 17 and June 26 – July 2, totaling five doubles two homers, and seven RBI during the 12 games...held a .222/.280/.305 slashline with seven doubles and three homers for 20 RBI during 71 home contests compared to a .250/.280/.305 slashline across 69 road games with 12 doubles, three home runs, and 16 RBI...had similar offensive numbers before and after the All-Star break, averaging .240 (66-for-275) with 21 RBI before the Midsummer Classic and a .230 (45-for-196) average with 15 RBI after the game...did not record a hit as a pinch hitter over three at-bats...established a six-game hit streak from June 26 – July 2, averaging .350 (7-for-20) with one home run and three RBI

2021

- Played in 132 games with the Marlins, hitting .265 with career highs for a single season with 30 doubles, 36 walks and 13 stolen bases...also smashed nine home runs and 48 RBI
- Named the Marlins' winner of the MLBPA Heart and Hustle Award for the 2021 season, an esteemed award that honors active players who demonstrate a passion for the game of baseball and best embody the values, spirit, and traditions of the game
- Named the Jeff Conine "Mr. Marlin" award winner by South Florida BBWAA, given to the player whose commitment to the game is embodied in his integrity and unselfish play (Baseball Almanac)
- Had 36 multi-hit games on the season and owned .768 OPS at home (69 games) and .658 OPS on the road (63 games)
- Played shortstop for 128 games (124 GS) for a total of 1073.0 innings, committing just 11 errors in 485 total chances...contributed with 283 assists
- Missed 18 games from May 28-June 18 with a left index finger dislocation

2020

- Averaged .304 with four home runs, 10 doubles and 20 RBI in 40 games in 2020...started the season 7-for-10 with a home run, double, triple and five RBIs before landing on the Injured List on Aug. 4
- Hit a game-tying three-run home run against PHI to help win the opening series of the season
- In his first at-bat back from the IL on Aug. 21, hit a three-run home run off Washington's Patrick Corbin in the 2nd inning at Nationals Park
- Had hits in each of his first three Postseason games, including a home run in the second inning Game 1

of the Division Series against Atlanta off Max Fried

- Named a Rawling Gold Glove Award finalist at shortstop at the end of the season after making just three errors in 165 chances (.982)...was also named the Marlins nominee for the 2020 Roberto Clemente Award

2019

- Entered his fifth season with the Marlins and set new career-highs in hits (137), doubles (29), runs scored (52), and walks (32)...hit .285 (137-for-483), his highest single-season average since batting .290 in 90 games in 2017

- His .285 average as a shortstop was the sixth-best mark in the National League, and the eighth best average by a Marlin, the best since José Reyes hit .287 in 2012

- Homered in three consecutive games from July 27-29, all coming from the leadoff spot. The first two home runs of this streak were leadoff homers, while the third came in the second inning...He was just the third Marlin (fourth time) to homer in three straight games when batting leadoff, joining Hanley Ramirez (June 29-July 1, 2008; August 4-7, 2007) and Cliff Floyd (April 1-3, 1998). According to the Elias Sports Bureau, he was just the second player in Club history with a leadoff homer in back-to-back games, joining Hanley Ramirez, who did so on July 17-18, 2006 vs. Washington...His three leadoff homers tied for the fourth-most in Club history (Hanley Ramirez holds the top three spots)

- On September 17 at Arizona, went 4-for-6 with three doubles and six RBI, setting a career high in RBI and tying a career best in doubles...He became just the second shortstop since 1900 to record three-or-more doubles and at least six RBI in a single game. The other was St. Louis's Ozzie Smith, who did so on June 17, 1993 at the Cubs (5-for-5, 3 2B, 6 RBI) (Elias Sports Bureau)

- Had a career-long 12-game hitting streak from July 21 through the second game of a double header at the Mets on August 5 (.372; 16-for-43, 2B, 3B, 3 HR, 4 RBI). Left game two of that doubleheader with a right hamstring strain and was placed on 10-day IL on August 7

- Was reinstated from Injured List on Sept. 1 and batted .288 (23-for-80) over his final 19 games of the season

2018

- Continued to set career-highs for games (153), runs scored (44), hits (123), home runs (11), RBI (53) and steals (6) in 153 games with Miami

- First Marlin playing primarily at shortstop to reach 10 home runs since Jose Reyes in 2012 (11)

- Named 2018 "Mr. Marlin" award winner by South Florida BBWAA

- Recorded first career walk-off hit on March 30 vs. Cubs (single); marked second career walk-off RBI (sac fly on August 26, 2017 vs. San Diego)

- Had 10-game hitting streak from April 7-17, batting .350 (14-for-40) with a double, two home runs, and three RBI, marking longest hitting streak of career within a single season, and tied for longest career hitting streak spanning multiple years (also, September 25, 2017 to April 1, 2018)

- Launched first career multi-HR game on May 20 at Atlanta.

2017

- Started the season with the Marlins before being placed on the Injured List on May 8 with a right thumb fracture...did not play baseball until July 8

- Bounced back to set new career highs in runs (37), hits (79), doubles (16), triples (2), RBI (26), and average (.290) as the Club's primary shortstop despite missing most of first half with the right thumb fracture...his average ranked third on the team behind Marcell Ozuna (.312) and Dee Gordon (.308)

- Recipient of the "Good Guy" Award, as voted on by the South Florida chapter of BBWAA

- Had a hit in 52 of 75 starts, batting .288 (76-for-264)...made 70 starts at shortstop, three at third base and two at second base

- Recorded career-high four RBI on September 25 at Colorado...had eight-game hitting streak (.375/12-for-32) snapped on September 24 at Arizona; was tied for career best

- Posted first career walk-off RBI with sac fly in 11th inning on August 26 vs. San Diego

- Made 10 rehab appearances with Double-A Jacksonville (two games; .143/1x7) and Single-A Jupiter (eight games; .308/8x26).

2016

- Spent the entire season at the Major League level with the Marlins, batting .247/.288/.325 in 123 games...established a career-high 48 hits

- Had first career stolen base on June 23 vs. Cubs...later became just seventh player in Club history to go 2-for-2 with 2 runs scored coming off the bench on June 26; first since Gaby Sanchez (4/16/10)

- Had a hit in 15 of last 22 games started (.293/22-for-75), with seven doubles, a home run, and four RBI...Batted .262 (37-for-41) in 44 starts overall, with 10 doubles, a home run, and 13 RBI

- Made first of 41 career appearances at first base on April 5 vs. Detroit, and first of three starts there on July 24 vs. the Mets, making no errors in 104.1 innings at first base, none in 170.2 innings at second base, and none in 43.0 innings at third base; made 4 errors in 208.2 innings at shortstop

2015

- Opened season with Triple-A New Orleans in the Marlins organization after an off-season trade with the Dodgers with teammates Dee Gordon and Dan Haren
- Batted .301 (75-for-249) in 65 games through June 26 with Triple-A New Orleans before being recalled to Marlins for remainder of season...Led NOLA in hits at time of recall
- Opened 2015 with .328 (20-for-61) average in April, followed by .347 (34-for-98) mark in May that earned him Marlins' Minor League Player of the Month award
- Appeared in 60 games for Miami after recall, making his Marlins' debut on June 27 vs. the Dodgers, his former team...recorded career bests in hits (40), doubles (7), RBI (17), and average (.282)
- Hit .354 (23-for-65) over last 20 games, with three doubles, a home run, and nine RBI...his average over that stretch (September 11-end of season) led Major League shortstops.
- Appeared in 18 games for Tiburones de La Guaira in Venezuelan Winter League following the season, batting .177 (11-for-62) with seven runs scored and five RBI.

In 24 games off the bench, batted .273 (6-for-22), with two doubles and four RBI...Had three-run pinch-hit double on August 5 vs. the Mets; first such hit by a Marlins' player since Brett Carroll on September 2, 2009 vs. Atlanta, also tying his career single-game high with three RBI...Tied career-high with three hits on July 2 vs. San Francisco and Sept. 25 vs. Atlanta (also, Aug. 10, 2014 at Milwaukee)

2014

- Opened season with Triple-A Albuquerque and hit .302 (48-for-159) in 51 games prior to selection to Major League roster on June 6
- After batting just .246 (15-for-61) over 21 games in April, rebounded by batting (33-for-98) over 30 games in May (27) and June (3), with 21 runs scored, four home runs and nine RBI...hit home runs in consecutive games on May 28 - 29 (both at Sacramento) and June 2 - 3 (both vs. Salt Lake), marking first back-to-back games with homers in career
- Was in midst of eight-game hitting streak at time of promotion, batting .412 (14-for-34)... Scored at least one run in every game during that stretch (12 total), including three on June 2 vs. Salt Lake, and had four home runs and seven RBI
- Made his Major League debut on June 6 at Colorado as a defensive replacement at shortstop in the eighth inning...later made his first career start on June 8 at Colorado at third base and notched his first career hit (single) and RBI in top of sixth inning
- Dodgers were 59-26 (.694) when Rojas appeared in a game...had first career multi-hit game on June 17 vs. Colorado (2-for-3), and recorded first multi-RBI game next night, also vs. Rockies
- Hit first career home run on July 9 at Detroit (Max Scherzer)

2013

- Appeared in team-high 130 games for Double-A Chattanooga as the team's primary shortstop, batting .233 (98-for-420) with five home runs and 32 RBI...tied for second on the team in both triples (2) and walks (40)
- Selected as the Dodger Pride Award winner for the month of July after posting a .280 batting average (25-for-75) with seven runs, 21 hits, three doubles and four RBI in 25 games
- Recorded four consecutive multi-hit performances from July 27-30 and recorded his first four-hit game on July 14

2012

- Split his season between Triple-A Louisville and Double-A Pensacola in the Reds farm system...was transferred between the two clubs five times in the season
- Played defensively at second base (28 G, 21 GS) and shortstop (46 G, 41 GS), committing just six errors over 542.0 innings
- With Triple-A Louisville, recorded a .186/.226/.233 slashline across 44 games for three doubles, seven home runs, and one home run...was his only home run of the season
- With Double-A Pensacola, smacked his way to a .210/.294/.217 slashline in 58 games...totaled ten RBI and 16 walks
- Signed by the Dodgers as a free agent on Nov. 13, 2012

2011

- Played in just 74 games with both Rookie-level Reds and Double-A Carolina, tabbing a combined .273/.332/.309 slashline for nine doubles, 30 RBI, and 40 strikeouts against 22 walks
- Defensively appeared at second bases (7 G, 6 GS) and third bases (10 G, 9 GS) across both levels...kept a .955 fielding percentage while committing just three errors

2010

- Opened his season with Single-A Lynchburg and recorded a hit in six of his first eight games...later promoted to Double-A Carolina and appeared at Rookie-Level Reds also
- Produced a combined .236/.278/.273 slashline across three levels in 82 games for 19 RBI
- Was on the Injured List from June 23 – Aug. 27...produced a .246 (15-for-61) average in 17 games after his return from the Injured List

• Named best defensive shortstop in the Cincinnati system by Baseball America

2009

• Played for Single-A Lynchburg for the first time in his professional career, setting a personal best in games (130)

• Was named the Midwest Leagues best defensive shortstop by Baseball America

• Recorded a career-best 10-game hitting streak from May 2 – 13, batting .371 (13-for-35) with a home run and four RBI

2008

• Played for Rookie-Level BIL in the Pioneer League, averaging .183 (38-for-208) with eight doubles... started 61 games at shortstop, producing a .963 fielding percentage while committing just 10 errors in 573 total chances

2007

• Spent majority of his season with VSL Cincinnati for 30 games, slashing .228/.336/.337 for five doubles, two home runs, and nine RBI...later promoted to DSL Reds, where he spent seven games for a .250 average (4-for-16)

2006

• Made his professional debut with VSL Cincinnati, batting .178/.317/.197 in 58 games for three doubles and eight RBI...signed as a non-drafted free agent on Nov. 24, 2005 by the Reds

Personal

Miguel Elias Rojas Naidenoff...born February 24, 1989 in Los Teques, Venezuela...married to wife Mariana Rojas Gamboa; they have a son, Aaron Elias and daughter Amber Lucia... despite not watching his first American football game until 2017, won the 2017 Marlins' clubhouse fantasy football league along with co-owners Martin Prado and then-head athletic trainer Dustin Luepker. His team, Tres Amigos, made a run to the semifinals in 2019 but has yet to return to its 2017 glory...Rojas changed his number from 19 to 11 for the 2022 season to honor his grandfather who passed away during the offseason...Rojas wore 11 as a child in Venezuela where his grandfather instilled the love of baseball in him...returned to number 72 for the 2025 season...made his Major League debut on June 6, 2014...signed as a non-drafted free agent on Nov. 24, 2005 by the Reds... signed by scouts Luis Baez and Maximo Rombley

Career Batting Record																				
Year	Team	AVG	G	AB	R	H	2B	3B	HR	RBI	SH	SF	HP	BB	SO	SB	CS	OBP	SLG	E
2006	VSL Reds	.178	58	157	21	28	3	0	0	8	7	0	8	24	28	9	4	.317	.197	24
2007	VSL Reds	.228	30	101	12	23	5	0	2	9	3	1	3	14	11	1	1	.336	.337	6
	DSL Reds	.250	7	16	3	4	1	0	0	0	3	0	0	3	0	1	0	.368	.313	0
2008	Billings	.183	61	208	27	38	8	1	1	21	2	0	4	14	35	3	1	.248	.245	10
2009	Daytona	.273	130	469	50	128	16	3	3	49	15	4	4	35	44	14	8	.326	.339	13
2010	AZL Reds	.750	1	4	1	3	0	0	0	1	0	0	0	0	0	1	0	.750	.750	0
	Lynchburg	.230	74	244	28	56	3	2	1	14	8	0	3	11	38	12	4	.271	.270	16
2011	AZL Reds	.471	6	17	6	8	3	0	0	6	0	0	2	6	1	4	1	.640	.647	0
	Carolina	.259	68	239	28	62	6	0	0	24	7	3	0	16	39	11	7	.302	.285	8
2012	Pensacola	.210	58	143	14	30	1	0	0	10	0	0	1	16	17	2	3	.294	.217	4
	Louisville	.186	44	129	9	24	3	0	1	7	7	1	0	7	16	0	0	.226	.233	2
2013	Charlotte	.233	130	420	45	98	12	2	5	32	13	2	3	40	49	10	4	.303	.307	16
2014	Albuquerque	.302	51	159	27	48	9	0	4	13	0	1	3	10	21	7	3	.353	.434	1
	LOS ANGELES	.181	85	149	16	27	3	0	1	9	1	0	2	10	28	0	0	.242	.221	7
2015	MIAMI	.282	60	142	13	40	7	1	1	17	2	2	0	11	16	0	1	.329	.366	2
	New Orleans	.301	65	249	32	75	15	4	3	23	7	2	4	13	26	2	5	.343	.430	6
2016	MIAMI	.247	123	194	27	48	12	0	1	14	6	2	1	11	27	2	1	.288	.325	6
2017	Jupiter	.308	8	26	3	8	2	0	0	2	0	0	1	3	1	0	1	.400	.385	0
	Jacksonville	.143	2	7	1	1	0	0	0	0	0	0	0	0	1	0	0	.250	.143	0
	MIAMI	.290	90	272	37	79	16	2	1	26	1	2	4	27	32	2	1	.361	.375	10
2018	MIAMI	.252	153	488	44	123	13	0	11	53	2	4	9	24	69	6	3	.297	.346	4
2019	Jupiter	.143	2	7	1	1	1	0	0	0	0	0	0	0	0	0	0	.143	.286	0
	New Orleans	.364	3	11	1	4	1	0	1	1	0	0	0	0	0	0	0	.417	.727	0
	MIAMI	.284	132	483	52	137	29	1	5	46	1	5	5	32	62	9	5	.331	.379	11
2020	MIAMI	.304	40	125	20	38	10	1	4	20	0	0	2	16	18	5	1	.392	.496	3
2021	Jacksonville	.500	2	8	1	4	1	0	0	1	0	0	0	0	1	0	0	.50	.625	0
	MIAMI	.265	132	495	66	131	30	3	9	48	1	1	5	37	74	13	3	.322	.392	11
2022	MIAMI	.236	140	471	34	111	19	2	6	36	1	3	6	26	61	9	3	.283	.323	7
2023	LOS ANGELES	.236	125	385	49	91	16	1	5	31	2	5	5	26	48	8	3	.290	.322	6
2024	Rancho Cucamonga	.000	1	3	0	0	0	0	0	0	0	0	0	1	0	0	0	.250	.000	0
	LOS ANGELES	.260	103	307	41	87	21	0	6	36	2	2	3	23	34	8	2	.313	.359	3
Major League-11 years		.257	1183	3511	399	912	176	11	50	336	19	26	42	243	469	62	23	.313	.359	65
Dodger Totals - 3 years		.244	312	841	106	205	40	1	12	76	5	7	10	59	110	16	5	.299	.337	13
Minor League-12 years		.246	810	2650	313	651	90	12	22	227	73	14	38	216	333	78	43	.310	.314	105

Career Postseason Batting Record																			
Year	Team	AVG	G	AB	R	H	2B	3B	HR	RBI	SH	SF	HBP	BB	SO	SB	CS	OBP	SLG
2014	NLDS: LAD vs. STL	.000	1	1	0	0	0	0	0	0	0	0	0	0	0	0	0	.000	.000
2020	NLDS: MIA vs. CHC	.286	2	1	2	0	0	0	0	0	0	0	0	1	1	0	0	.375	.286
	NLDS: MIA vs. ATL	.091	3	11	1	1	0	0	1	1	0	0	1	0	2	0	0	.167	.364
2023	NLDS: LAD vs. ARI	.333	3	6	0	2	0	0	0	0	0	0	0	0	0	0	0	.333	.333
2024	NLDS: LAD vs. SD	.250	3	8	0	2	0	0	0	0	0	0	0	0	0	0	0	.250	.250
	WS: LAD vs. NYY	.000	1	3	0	0	0	0	0	0	0	0	0	0	1	0	0	.000	.000
Postseason Totals		.194	13	36	2	7	0	0	1	1	0	0	1	1	4	0	0	.237	.278
WC Totals		.286	2	7	1	2	0	0	0	0	0	0	0	1	1	0	0	.375	.286
LDS Totals		.192	10	26	1	5	0	0	1	1	0	0	1	0	2	0	0	.222	.308
WS Totals		.000	1	3	0	0	0	0	0	0	0	0	0	0	1	0	0	.000	.000

Career Single-Game Bests

Most Hits:	4, 10x, last, May 29, 2024 at NYM	Most Stolen Bases:	2, 3x, last, May 31, 2023 vs. WAS
Most RBI:	6, September 17, 2020 vs. ATL	Most Walks:	3, 5x, last: July 22, 2021 vs. SD
Most Home Runs:	2, May 20, 2018 at ATL	Longest Hitting Streak:	12 games, July - August 5, 2019
Most Runs Scored:	3, 10x, last, September 16, 2024 at ATL	Grand Slams:	---

Career Fielding Record							
Position	PCT	G	PO	A	E	TC	DP
First Base	.996	110	214	24	1	240	30
Second Base	1.000	87	75	124	0	199	23
Third Base	.968	111	50	131	6	187	10
Shortstop	.982	922	1215	2103	61	3379	489
Left Field	.000	1	0	0	0	0	0

Career Transactions

- November 24, 2005: Signed by the Cincinnati Reds as an amateur free agent.
- November 13, 2012: Signed as a Free Agent with the Los Angeles Dodgers.
- December 11, 2014: Traded by the Los Angeles Dodgers with Dee Strange-Gordon, Dan Haren and cash to the Miami Marlins for Austin Barnes, Chris Hatcher, Andrew Heaney and Enrique Hernández.
- January 11, 2023: Traded by the Miami Marlins to the Los Angeles Dodgers for Jacob Amaya (minors).

Injured List

- May 9 - August 18, 2017 (right thumb fracture)
- August 7 - September 1, 2019 (right hamstring strain)
- August 4 - 20, 2020 (protocols)
- May 28 - June 18, 2021 (left index finger dislocation)
- April 19-May 1, 2023 (left gamstring strain)
- July 22 - August 7, 2024 (forearm strain)



River
RYAN

RHP | 77

@river_ryan15

Bats: Right **Throws:** Right

Height: 6-2 **Weight:** 195

Opening Day Age: 26

Born: August 17, 1998 in Charlotte, North Carolina

Resides: Charlotte, NC

Acquired: Acquired by the Dodgers on March 28, 2022 from the San Diego Padres in exchange for IF Matt Beatty

ML Service: 0.070

MLB Debut: July 22, 2024



Career Highlights

- * North Carolina native begins his fourth professional season with the Dodgers organization
- * Owns a career Minor League record of 3-11 with a 3.22 ERA (63 ER/176.1IP) in 49 games (45 starts) with 212 strikeouts against 75 walks...held batters to a .223 average
- * Made his Major League debut on July 22, 2024, against SF, tossing 5.1 innings and giving up four hits, an unearned run and three walks while striking out two
- * In four starts with the Dodgers, went 1-0 with a 1.33 ERA (3 ER/20.1IP) with 18 strikeouts while holding batters to a .208 average
- * Picked up his first Major League win on July 28, 2024, against HOU, going 5.2 innings and giving up two hits, one run and three walks while striking out a season-high eight batters
- * Notched his first professional win with Single-A Rancho Cucamonga on June 22 against Lake Elsinore, firing five innings and giving up five hits, two runs, a home run and a walk while striking out six
- * Named Texas League Pitcher of the Week with Double-A Tulsa on June 25, 2023 after tossing five scoreless and hitless innings, giving up one walk and striking out six
- * Drafted by the San Diego Padres in the 11th round in the 2021 MLB draft...traded to the Dodgers on March 28, 2022 from the Padres

Year-By-Year

2024

- Began the season on the injured list before making rehab assignments with Rookie-level ACL Dodgers and Single-A Rancho Cucamonga before being assigned to Triple-A Oklahoma City...combined to go 0-0 with a 2.22 ERA (6 ER/24.1 IP) in eight starts
- Made his Major League debut on July 22 against SF, tossing 5.1 innings and giving up four hits, an unearned run and three walks while striking out two
- In four starts with the Dodgers, went 1-0 with a 1.33 ERA (3 ER/20.1IP) with 18 strikeouts while holding batters to a .208 average
- Picked up his first Major League win on July 28 against HOU, going 5.2 innings and giving up two hits, one run and three walks while striking out a season-high eight batters
- Sustained an elbow injury on Aug. 10 against PIT, underwent Tommy John surgery the following week
- Finished the year as the number five prospect in the Dodgers system

2023

- Spent a majority of the season with Double-A Tulsa (24 G, 22 GS) before being assigned to Triple-A Oklahoma City on September 12
- With Double-A Tulsa, hurled a 1-6 record with a 3.33 ERA (36 ER/97.1IP) while holding batters to a .221 average and 98 strikeouts
- In two starts with Triple-A Oklahoma City, went 0-1 with a 10.29 ERA (8 ER/7.0 IP) with 12 strikeouts against only two walks

Named Texas League Pitcher of the Week with Double-A Tulsa on June 25, 2023 after tossing five scoreless and hitless innings, giving up one walks and striking out six...fired a 1-4 record on the road with a 2.79 ERA (16 ER/51.2 IP)

with Double-A Tulsa compared to 0-2 with a 3.94 ERA (20 ER/45.2 IP) at home

2022

- Split his first professional season between Single-A Rancho Cucamonga (10 GS) and Advanced-A Great Lakes (5 G, 3 GS)
- With Single-A Rancho Cucamonga, tossed a 1-3 record with a 2.67 ERA (10 ER/33.2 IP) and 48 strikeouts against 13 walks
- With Advanced-A Great Lakes, spun a 1-1 record with a 1.93 ERA (3 ER/14.0 IP) while holding batters to a .176 average
- Notched his first professional win on June 22 against Lake Elsinore, firing five innings and giving up five hits, two runs, a home run and a walk while striking out six

Personal

River Jason Ryan...born August 17, 1998 in Charlotte, North Carolina...played three seasons at the University of North Carolina Pembroke where he was a pitcher and infielder...drafted by the San Diego Padres in the 11th round in the 2021 MLB draft

Career Pitching Record																			
Year	Team	W-L	ERA	G	GS	CG	SHO	SV	IP	H	R	ER	HR	HB	BB	SO	WP	BK	AVG
2022	Rancho Cucamonga	1-3	2.67	10	10	0	0	0	33.2	29	15	10	2	1	13	48	0	0	.228
	Great Lakes	1-1	1.93	5	3	0	0	0	14.0	9	7	3	2	0	8	22	0	0	.176
2023	Tulsa	1-6	3.33	24	22	0	0	0	97.1	78	41	36	8	10	44	98	7	1	.221
	Oklahoma City	0-1	10.29	2	2	0	0	0	7.0	12	10	8	2	0	2	12	1	0	.364
2024	ACL Dodgers	0-0	1.50	2	2	0	0	0	6.0	4	1	1	0	0	2	10	0	0	.190
	Rancho Cucamonga	0-0	0.00	1	1	0	0	0	2.0	0	0	0	0	0	0	3	0	0	.000
	Oklahoma City	0-0	2.76	5	5	0	0	0	16.1	13	5	5	1	1	6	19	1	0	.224
	LOS ANGELES	1-0	1.33	4	4	0	0	0	20.1	15	4	3	1	0	9	18	0	0	.208
Major Leagues - 1 year		1-0	1.33	4	4	0	0	0	20.1	15	4	3	1	0	9	18	0	0	.208
Dodger Totals - 1 year		1-0	1.33	4	4	0	0	0	20.1	15	4	3	1	0	9	18	0	0	.208
Minor League- 3 years		3-11	3.22	49	45	0	0	0	176.1	145	79	63	15	12	75	212	9	1	.223

Career Single-Game Bests			
Low-Hit Complete Game:	---	Most Strikeouts:	8, July 28, 2024 at HOU
Most Innings Pitched Starter:	5.2, July 28, 2024 at HOU	Most Walks:	3, 3x, last, August 4, 2024 at OAK
Most Innings Pitched Reliever:	---	Longest Winning Streak:	1, July 28, 2024
Most Earned Runs Allowed:	2, August 4, 2024 at OAK	Longest Losing Streak:	---

Career Fielding Record							
Position	PCT	G	PO	A	E	TC	DP
Pitcher	1.000	4	2	6	0	8	1

Career Transactions	Injured List
• July 28, 2021: Signed as a non-drafted free agent by the San Diego Padres.	• August 11 - November 4, 2024 (right forearm tightness)
• March 28, 2022: Traded to the Los Angeles Dodgers from the San Diego Padres in exchange for IF/OF Matt Beaty.	



Tanner

SCOTT

LHP | 66

@tannerscott

Bats: Left

Throws: Left

Height: 6-5

Weight: 200

Opening Day Age: 30

Born: July 22, 1994 in Warren, OH

Resides: Tampa, FL

Acquired: Signed a four-year contract with the Los Angeles Dodgers on January 23, 2025

ML Service: 6.059

MLB Debut: September 20, 2017



Career Highlights

- * Ohio native joins the Dodgers after signing a four-year contract on January 23
- * The All-Star owns a 31-24 record with a 3.56 ERA (146 ER/368.2 IP) with 55 saves and 486 strikeouts in 383 relief outings with Baltimore (2017-2021), Miami (2022-24) and San Diego (2024)
- * Named to his first All-Star team in 2024 with Miami after going 6-5 with a 1.18 ERA (6 ER/45.2 IP) and 18 saves with 53 strikeouts
- * Named NL Reliever of the Month for the month of Sept. 2023, going 3-1 with a 1.65 ERA (3 ER/16.1 IP) and held batters to a .167 AVG (10-for-60) during the month...his 20 strikeouts in September ranked second among NL relievers, trailing only CHC's Drew Smyly (22)
- * Picked up his first Major League win on July 15, 2018 vs. TEX, tossing 0.2 innings and giving up two hits while striking out two
- * Earned his first career save on Aug. 23, 2020, vs. BOS, tossing 0.1 innings and giving up two hits and a home run
- * Made his Major League debut on Sept. 20, 2017 vs. BOS, working 1.0 inning and allowing two runs on two hits with two walks and one strikeout...struck out Deven Marrero in the eighth inning for his first career Major League strikeout
- * Drafted by Baltimore in the sixth round (181st overall) in the 2014 MLB Draft

Year-By-Year

2024

- Began the season with Miami before being traded to San Diego on July 30
- Named to his first All-Star team with Miami after going 6-5 with a 1.18 ERA (6 ER/45.2 IP) and 18 saves with 53 strikeouts
- In 28 games with San Diego, he tossed a 3-1 record with a 2.73 ERA (8 ER/26.1 IP) with four saves and 31 strikeouts against nine walks
- Had his best month in May with Miami, going 3-0 in 10 outings in 10.1 scoreless innings with only four hits
- Appeared in five Postseason games (one NLWC, four NLDS vs. LAD), firing 4.1 scoreless innings with two hits and two walks while striking out seven

2023

- Finished a breakout season in his second year with the Marlins organization, going 9-5 with a 2.31 ERA (20 ER/78.0 IP) and setting career highs with his 74 appearances, innings pitched, 104 strikeouts and a 0.99 WHIP...his 104 strikeouts were first among NL relievers
- Became the first left-handed relief pitcher in Marlin's history to record 100 strikeouts in a season...the only other reliever to record at least 100 strikeouts in a season with the Marlins was RHP Kyle Barraclough, who struck out 113 batters in 2016
- Named NL Reliever of the Month for the month of Sept., going 3-1 with a 1.65 ERA (3 ER/16.1 IP) and held batters to a .167 AVG (10-for-60) during the month...his 20 strikeouts in September ranked second among NL relievers, trailing only CHC's Drew Smyly (22)
- Recorded 60 scoreless outings, ranking first in Marlins bullpen, third among NL relievers and tied for

seventh in MLB

- Went 6-5 at home with a 2.85 ERA (13 ER/41.0IP) in 40 games and a 3-0 record with a 1.70 ERA (7 ER/37.0 IP) in 34 away games
- Made his first Postseason appearance in the Wild Card series against PHI, tossing 1.0 hitless inning with one strikeout

2022

- Acquired by Miami in a trade on April 3
- Went 4-5 with a 4.31 ERA (30 ER/62.2 IP) in 67 relief appearances with 20 saves...his 20 saves were a career-high and team-leading for the season
- His 90 strikeouts were a career-high and a team high...his 12.93 K/9 innings led the Marlins bullpen among qualifiers, and is the second-best mark by a Marlins reliever (min. 60.0 IP) in club history, behind Kyle Barraclough's 14.0 K/9 innings in 2016
- Among National League relievers, ranked first in walks (46), sixth in strikeouts (90) and 15th in saves (20)

2021

- Pitched in a career-high 62 games, going 5-4 with a 5.17 ERA (31 ER/54.0 IP) with 70 strikeouts
- His five wins and 62 appearances were tied for the most among Orioles relievers, while his 16 holds and 11.67 SO/9 led all Orioles relievers
- Had his best month in June, going 1-0 with a 1.93 ERA (2 ER/9.1 IP) in 10 games with 19 strikeouts against seven walks

2020

- In the shortened season, went 0-0 with a 1.31 ERA (3 ER/20.2 IP) in 25 relief appearances...were tied for the second-most appearances by a left-hander in the majors
- Did not allow an earned run in his final 13 appearances...allowed earned runs in just two of his 25 games on the season
- Opponents hit .065 (2-for-31) with runners in scoring position; the fourth-lowest opponent average in the majors (min. 20 RISP at-bats)
- Earned his first career save on Aug. 23 vs. BOS, tossing 0.1 innings and giving up two hits and a home run

2019

- Appeared in 28 games for the Orioles around four stints at the Major League level, going 1-1 with a 4.78 ERA (14 ER/26.1 IP) in 28 outings...averaged 12.65 SO/9
- Made 30 appearances for Triple-A Norfolk, going 3-4 with a 2.98 ERA (15 ER/45.1 IP) with 15 walks against 57 strikeouts

2018

- In 53 games with Baltimore, went 3-3 with a 5.40 ERA (32 ER/53.2 IP) with 76 strikeouts against 28 walks...his 76 strikeouts were the second-most among Orioles relievers (Givens, 79)
- Picked up his first Major League win on July 15 vs. TEX, tossing 0.2 innings and giving up two hits while striking out two
- Struck out the side in 1.0 inning of work nine times during the season (April 25 vs. TB, May 26 at TB, June 1 vs. NYY, July 5 at MIN, July 21 at TOR, July 31 at NYY, Aug. 19 at CLE, Sept. 16 vs. CWS, and Sept. 23 at NYY) tied for the third-most times in the majors by a reliever (Betances - NYY, Kimbrel - BOS, and Ottavino - COL)...trailed only Chapman (NYY- 12), and Díaz (SEA- 15)
- Made eight scoreless relief appearances for Triple-A Norfolk in 10.0 innings of work, allowing a .257 opponents' batting average with 12 strikeouts

2017

- Spent most of the season with Double-A Bowie, going 0-2 with a 2.22 ERA (17 ER/69.0 IP) in 24 starts
- Had his contract selected by the Orioles on Sept. 17 and spent the remainder of the season with the Major League club
- Made his Major League debut on Sept. 20 vs. BOS, working 1.0 inning and allowing two runs on two hits with two walks and one strikeout...struck out Deven Marrero in the eighth inning for his first career Major League strikeout

2016

- Began the season with Class A-Advanced Frederick (29 G) and finished the season with Double-A Bowie (14 G)
- Combined to go 5-4 with a 4.76 ERA (34 ER/64.1 IP) with five saves with 81 strikeouts against 57 walks
- In 13 games from May 14 – June 28, posted a 0.36 ERA (1 ER/24.2 IP), surrendered seven hits, and recorded 38 strikeouts in that span

2015

- Combined to go 4-3 with a 3.83 ERA (18 ER/42.1 IP) in 18 games (three starts) with Class-A Short-Season

Aberdeen and Single-A Delmarva

- Rated as having the best fastball in the Orioles organization, according to Baseball America
- Earned his first professional save on Aug. 22, tossing 2.0 scoreless innings with two walks and two strikeouts

2014

- Played his first professional season with Rookie-level GCL Orioles, going 1-5 with a 6.26 ERA (16 ER/23.0 IP) in 10 games (eight starts)
- Earned his first professional win on July 5, tossing 2.0 innings with two walks and three strikeouts

Personal

Tanner Alexander Scott...married to wife, Maddie, with son, Beau...

Career Pitching Record																				
Year	Team	W-L	ERA	G	GS	CG	SHO	SV	IP	H	R	ER	HR	HB	BB	SO	WP	BK	AVG	
2014	GCL Orioles	1-5	6.26	10	8	0	0	0	23.0	21	22	16	0	3	20	23	2	0	.236	
2015	Aberdeen	4-0	3.38	9	1	0	0	0	21.1	16	9	8	0	3	12	31	1	0	.211	
	Delmarva	0-3	4.29	9	2	0	0	2	21.0	19	12	10	0	0	10	29	3	0	.247	
2016	Frederick	4-2	4.47	29	0	0	0	5	48.1	22	33	24	2	2	42	63	5	0	.133	
	Bowie	1-2	5.63	14	0	0	0	0	16.0	18	11	10	0	1	15	18	0	0	.305	
2017	Bowie	0-2	2.22	24	24	0	0	0	69.0	45	17	17	1	2	46	87	6	0	.188	
	BALTIMORE	0-0	10.80	2	0	0	0	0	1.2	2	2	2	0	0	2	2	0	0	.286	
2018	Norfolk	0-1	0.75	10	0	0	0	0	12.0	10	1	1	0	0	9	13	2	0	.250	
	BALTIMORE	3-3	5.40	53	0	0	0	0	53.1	55	33	32	6	1	28	76	7	0	.263	
2019	Norfolk	3-4	2.98	30	0	0	0	7	45.1	35	21	15	2	1	15	57	5	0	.211	
	BALTIMORE	1-1	4.78	28	0	0	0	0	26.1	28	17	14	4	2	19	37	2	0	.277	
2020	BALTIMORE	0-0	1.31	25	0	0	0	1	20.2	12	5	3	1	3	10	23	4	0	.164	
2021	BALTIMORE	5-4	5.17	62	0	0	0	0	54.0	48	34	31	6	6	37	70	10	0	.234	
2022	MIAMI	4-5	4.32	67	0	0	0	20	62.2	55	34	30	5	4	46	90	3	0	.236	
2023	MIAMI	9-5	2.31	74	0	0	0	12	78.0	53	22	20	3	4	24	104	1	0	.191	
2024	MIAMI	6-5	1.18	44	0	0	0	18	45.2	19	10	6	2	1	27	53	0	0	.127	
	SAN DIEGO	3-1	2.73	28	0	0	0	4	26.1	26	10	8	1	0	9	31	0	0	.257	
Major League- 8 years		31-24	3.56	383	0	0	0	55	368.2	298	167	146	28	21	202	486	27	0	.220	
Minor League- 6 years		13-19	3.55	135	35	0	0	14	256.0	186	126	101	5	13	269	321	24	0	.204	

Career Postseason Pitching Record																		
Year	Team	W-L	ERA	G	GS	CG	SHO	SV	IP	H	R	ER	HR	HBP	BB	SO	WP	BK
2023	WC: MIA vs. PHI	0-0	0.00	1	0	0	0	0	1.0	0	0	0	0	0	0	0	0	0
2024	WC: SD vs. ATL	0-0	0.00	1	0	0	0	0	1.1	0	0	0	0	0	0	1	2	0
	NLDS: SD vs. LAD	0-0	0.00	4	0	0	0	0	3.0	2	0	0	0	0	0	1	5	0
Postseason Totals		0-0	0.00	6	0	0	0	0	5.1	2	0	0	0	0	0	2	8	0
WC Totals		0-0	0.00	2	0	0	0	0	2.1	0	0	0	0	0	0	1	3	0
LDS Totals		-0	0.00	4	0	0	0	0	3.0	2	0	0	0	0	0	1	5	0

Career Single-Game Bests

Low-Hit Complete Game:	---	Most Strikeouts:	5, 2x, last, May 10, 2023 at ARI
Most Innings Pitched Starter:	---	Most Walks:	3, 12x, last, August 7, 2024 at PIT
Most Innings Pitched Reliever:	3.0, July 20, 2019 vs. BOS	Longest Winning Streak:	5, April 30 - June 7, 2024
Most Earned Runs Allowed:	6, September 11, 2021 vs. TOR	Longest Losing Streak:	4, 2x, last, March 31 - April 24, 2024

Career Fielding Record							
Position	PCT	G	PO	A	E	TC	DP
Pitcher	.829	383	8	26	7	41	0

Career Transactions

- June 6, 2014: Drafted by the Baltimore Orioles in the 6th round of the 2014 amateur draft. Player signed June 21, 2014.
- April 3, 2022: Traded by the Baltimore Orioles with Cole Sulser to the Miami Marlins for a player to be named later, Kevin Guerrero (minors) and Antonio Velez (minors). The Miami Marlins sent Yaqui Rivera (minors) (June 1, 2022) to the Baltimore Orioles to complete the trade.
- July 30, 2024: Traded by the Miami Marlins with Bryan Hoeing to the San Diego Padres for Jay Beshears (minors), Robby Snelling (minors), Adam Mazur and Graham Pauley.
- January 23, 2025: Signed as a Free Agent with the Los Angeles Dodgers.

Injured List

- August 1 - 11, 2021 (left knee sprain)
- September 14 - October 5, 2021 (left knee sprain)



Emmet SHEEHAN

RHP | 80

@emmetsheehan15

Bats: Right**Throws:** Right**Height:** 6-5**Weight:** 220**Opening Day Age:** 25**Born:** November 15, 1999 in New York, New York**Resides:** New York, NY**Acquired:** Drafted in the sixth round of the 2021 First-Year Player Draft**MLB Debut:** June 16, 2023**ML Service:** 0.046

Career Highlights

- * New York native enters his fifth professional season in the Dodgers organization
- * Made his Major League debut against the Giants on June 16, 2023, spinning six no-hit innings, only giving up two walks while striking out three in the no decision... joins Ross Stripling as the only Dodger pitchers to pitch at least six no-hit innings in their MLB debut (April 8, 2016)
- * Earned his first Major League win on June 23, 2023, against the Astros, firing six innings and giving up three hits, two runs, two home runs and two walks while striking out four
- * Picked up his first big league save on August 3, 2023, tossing four relief innings and giving up three hits, two runs and two walks while striking out three
- * Became the first starting pitcher since at least 1967 to fire 8.0 consecutive hitless innings to begin his Major League career according to Elias (Billy Rohr; April 14, 1967)
- * Made his first Postseason appearance, tossed 3.2 innings of relief in Game 1 of the 2023 NLDS...gave up four hits, three runs, one home run and one walk while striking out four and not factoring in the decision
- * Earned his first professional win on August 26, 2021, against Visalia with Single-A Rancho Cucamonga, pitching in relief for 2.1 innings while giving up just one hit and a striking out six
- * Recorded his first professional strikeout on August 13, 2021, with Rookie-level ACL Dodgers, striking out Jose Devers of the ACL Indians in four pitches
- * Drafted by the Dodgers in the sixth round of the 2021 MLB draft as the 192nd overall pick

Year-by-Year

2024

- Did not appear due to right forearm inflammation

2023

- Began the season with Double-A Tulsa (12 G, 10 GS) before being promoted straight to the Dodgers ahead of his Major League debut June 16...was optioned to Triple-A Oklahoma City (3 G, 1 GS) on August 4 before being recalled to the expanded Major League roster on September 1
- With the Dodgers, finished the season with a 4-1 record with a 4.91 ERA (33 ER/60.1 IP) in 13 games (11 starts) ...held batters to a .210 average
- Made his Major League debut against the Giants on June 16, spinning six no-hit innings, only giving up two walks while striking out three in the no decision... joins Ross Stripling as the only Dodger pitchers to pitch at least six no-hit innings in their MLB debut (April 8, 2016)
- Earned his first Major League win on June 23 against the Astros, firing six innings and giving up three hits, two runs, two home runs and two walks while striking out four
- Picked up his first big league save on August 3, tossing four relief innings and giving up three hits, two runs and two walks while striking out three
- Became the first starting pitcher since at least 1967 to fire 8.0 consecutive hitless innings to begin his Major League career according to Elias (Billy Rohr; April 14, 1967)
- Amassed a 4-2 record across 15 games (11 starts) with Double-A Tulsa and Triple-A Oklahoma City with a 2.43 ERA (17 ER/63.0 IP) with 102 strikeouts and 29 walks...has limited the opposition to a .131/.253/.252 slashline

• Made his first Postseason appearance, tossed 3.2 innings of relief in Game 1 of the NLDS...gave up four hits, three runs, one home run and one walk while striking out four and not factoring in the decision
Struck out a season-high 10 batters on September 27 in Colorado across six innings...sat down 5+ batters in six out of his 13 outings...led the Texas League in ERA, strikeouts, batting average against (.131) and WHIP (0.88) when he was selected by the Dodgers...was named Texas League Pitcher of the Month for May after tossing a 2-0 record with a 0.36 ERA and 41 strikeouts against only 10 walks, as well as a Texas League Post-Season All-Star

2022

• Spent a majority of the season with Advanced-A Great Lakes (18 G, 12 GS) before being promoted to Double-A Tulsa (2 GS) on September 11
• With Advanced-A Great Lakes, notched a 7-2 record with a 2.83 ERA, striking out 101 batters while holding them to a .180 average
• With Double-A Tulsa, started two games where he did not factor in the decision for a 4.15 ERA with a 1.15 WHIP
Struck out a career-high 11 batters in five innings vs. Lansing on April 9 with Advanced-A Great Lakes...spent a month on the injured list from April 10-May 19

2021

• Saw action in his first professional season across three levels, Rookie-level ACL Dodgers, Single-A Rancho Cucamonga and Advanced-A Great Lakes
• With Single-A Rancho Cucamonga, he notched a 3-0 record over five games with a 4.15 ERA (6 er/13.0 IP) in 13.0 innings paired with 27 strikeouts
• Earned his first win on August 26, 2021 against Visalia with Single-A Rancho Cucamonga, pitching in relief for 2.1 innings while giving up just one hit and a striking out six
• Recorded his first professional strikeout on August 13 with Rookie-level ACL Dodgers, striking out Jose Devers of the ACL Indians in four pitches

Personal

George Emmet Sheehan...parents Maureen and George...attended Boston College for three years...drafted by the Dodgers in the sixth round of the 2021 MLB draft

Career Pitching Record																								
Year	Team	W-L	ERA	G	GS	CG	SHO	SV	IP	H	R	ER	HR	HB	BB	SO	WP	BK	AVG					
2021	ACL Dodgers	0-0	0.00	1	1	0	0	0	1.0	0	0	0	0	0	0	3	0	0	.000					
	Rancho Cucamonga	3-0	4.15	5	0	0	0	0	13.0	10	6	6	2	2	5	27	0	0	.204					
	Great Lakes	0-0	16.20	1	1	0	0	0	1.2	0	3	3	0	0	3	4	0	0	.000					
2022	Great Lakes	7-2	2.83	18	12	0	0	0	63.2	41	25	20	2	3	28	101	2	1	.180					
	Tulsa	0-0	4.15	2	2	0	0	0	4.1	2	3	2	1	0	3	5	0	1	.133					
2023	Tulsa	4-1	1.86	12	10	0	0	0	53.1	24	11	11	5	5	23	88	1	0	.131					
	Oklahoma City	0-1	5.59	3	1	0	0	0	9.2	4	7	6	2	1	6	14	0	0	.129					
	LOS ANGELES	4-1	4.92	13	11	0	0	1	60.1	46	33	33	11	1	26	64	1	0	.210					
2024	LOS ANGELES							-	-Injured--															
Minor League - 3 years		14-4	2.95	42	27	0	0	0	146.2	81	55	48	12	11	68	242	3	2	.157					
Major Leagues-1 year		4-1	4.92	13	11	0	0	1	60.1	46	33	33	11	1	26	64	1	0	.210					
Dodger Totals- 1 year		4-1	4.92	13	11	0	0	1	60.1	46	33	33	11	1	26	64	1	0	.210					

Career Postseason Pitching Record																		
Year	Team	W-L	ERA	G	GS	CG	SHO	SV	IP	H	R	ER	HR	HBP	BB	SO	WP	BK
2023	NLDS: LAD vs. ARI	0-0	7.36	1	0	0	0	0	3.2	4	3	3	1	1	2	4	0	0
Postseason Totals		0-0	7.36	1	0	0	0	0	3.2	4	3	3	1	1	2	4	0	0
LDS Totals		0-0	7.36	1	0	0	0	0	3.2	4	3	3	1	1	2	4	0	0

Career Single-Game Bests	
Low-Hit Complete Game:	None
Most Innings Pitched Starter:	8.0, May 19, 2023 vs. KC
Most Innings Pitched Reliever:	4.0, August 3, 2023 vs. OAK
Most Earned Runs Allowed:	8, July 18, 2023 at COL
Most Strikeouts:	11, August 12, 2022 vs. DET
Most Walks:	7, June 27, 2023 at LAA
Longest Winning Streak:	4 games, August 10, 2024 - current
Longest Losing Streak:	5 games, August 18 - April 30, 2024

Career Fielding Record							
Position	PCT	G	PO	A	E	TC	DP
Pitcher	1.000	13	3	1	0	4	0

Career Transactions
• June 10, 2020: Drafted in the sixth round in the 2021 First-Year Player Draft

Injured List
• March 19 - November 4, 2024 (right forearm inflammation)



Will SMITH

C | 16

@will.smith

Bats: Right **Throws:** Right

Height: 5-10 **Weight:** 195

Opening Day Age: 30

Born: March 28, 1995 in Louisville, KY

Resides: Louisville, KY

Acquired: Drafted in the 1st round (32nd overall) in the 2016 First Year Player Draft from the University of Louisville

ML Service: 5.090

MLB Debut: May 28, 2019



Career Highlights

* All-star catcher enters his seventh Major League season being drafted by the club in the first round (32nd overall) of the 2016 First-Year Player Draft out of Louisville

* Louisville-native backstop owns a career .258/.350/.472 slashline in 612 Major League games with the Dodgers for 349 runs, 108 doubles, nine triples, 111 homers, and 381 RBI

* Voted into his first All-Star game in 2023 after slashing .279/.396/.494 with a .890 OPS in the first half of the season... became the third catcher to have a stolen base in an All-Star Game (Iván Rodríguez, 1998 and Tony Peña, 1982) and the first Dodger to have a stolen base in an All-Star Game since Orlando Hudson in 2009...elected to his second All-Star game in 2024

* Made his Major League debut on May 28, 2019 against New York (NL)...singled to left in his first at-bat and went 2-for-4 with a double to become one of six Dodgers this century with at least two hits in his big league debut—joining Rob Segedin, Corey Seager, Yasiel Puig, Russell Martin and Jason Repko

* Slashed .253/.337/.571 with 43 hits, nine doubles, 15 homers and 42 RBI in 54 Major League games in 2019...tied for 15th in homers among all rookies (10th in the NL) and ranked among the top NL rookies in runs (30- 20th) and RBI (T-14th)

* Tied Cody Bellinger ('17) and Matt Kemp ('06) for most homers through a rookie's first 14 games (6 HR)...on Aug. 1, notched a franchise-best 19 RBI within his first 14 contest to surpass Cody Bellinger's 17 RBI in 14 games during the 2017 season

* Became the first Dodger player and second MLB backstop to hit 10+ homers through his first 25 games, joining the Yankees' Gary Sanchez

* Reached a franchise record for most RBI (26) and homers (9) through 23 career games on Aug. 13, 2019

* Drafted in the 1st round (32nd overall) in the 2016 First Year Player Draft

Year-By-Year

2024

• Reliable catcher finished his sixth season with a .248 average and ranking among National League catchers in many categories such as runs (77, 2nd), hits (118, T-2nd), home runs (20, 2nd), RBI (75, 2nd), on-base percentage (.327, 3rd), slugging (.433, 3rd) and doubles (24, 3rd)...was fourth on the Dodgers in home runs and fifth in games played (128)

• Named to his second consecutive All-Star game after producing a .272/.346/.492 slashline with 55 RBI... had a single in two plate appearances

• Started all 16 of the Dodgers Postseason games, hitting one double, three home runs and eight RBI

• Had his best month in April, slashing .337/.379/.542 in 22 games with three home runs and 19 RBI

• Tallied a 33% caught stealing percentage in 73 stolen base attempts, the highest among catchers with at least 28 stolen base attempts

- Blasted three home runs on July 5 against MIL, becoming the fourth Dodgers catcher to do so

2023

- Backstop played in 126 games for the Boys in Blue, finishing the season slashing .261/.359/.438 with a .797 OPS...launched 21 doubles, two triples, 19 home runs and 76 home runs while scoring a career-high 80 runs
- Voted into his first All-Star game after slashing .279/.396/.494 with a .890 OPS in the first half of the season...became the third catcher to have a stolen base in an All-Star Game (Iván Rodríguez, 1998 and Tony Peña, 1982) and the first Dodger to have a stolen base in an All-Star Game since Orlando Hudson in 2009
- Led all qualified NL catchers in walk rate (11.4%) and finished with the second-lowest strikeout rate (16.1%), the second-most RBI (76) and the third-most home runs (19)
- Caught seven out of 63 runners stealing for a 10% caught stealing rate and only allowed two passed balls...ties for his lowest in a full season (two in 2019)
- Amassed a .996 fielding percentage, committing only four errors in 973 total chances in 959.0 innings... had 32 assists in 111 games (106 starts)
- Appeared in all three NLDS games against Arizona, clubbing a .417 average (5-for-12) with a double, a triple and two RBI...started all three contests behind the dish
- Was a member of Team USA at the World Baseball Classic, slashing .200/.333/.600 in three games with a double, a home run and an RBI

Launched a season-high four RBI on Opening Day against Arizona, finishing the night 3-for-4 with one run and one double...had his best offensive month in May, slashing .318/.434/.529 with a .963 OPS with three doubles, five home runs and 17 RBI...missed almost two weeks in April with a concussion...hit .303 (43-for-102) with runners in scoring position with eight doubles, four home runs and 54 RBI...smashed a .268 average off of righties compared to .240 off lefties

2022

- Hard-hitting catcher completed one of his best offensive years in the Majors, tabbing career-highs in games (107), hits (132), doubles (26), triples (3), and RBI (87)...was one shy of tying career-high in home runs (24)
- Spent 109 games behind the dish, committing just three errors in 956.1 innings...was part of six double plays and 32 assists
- Totaled a .260/.343/.465/.808 in 137 games...tallied a career-high 53 extra-base hits in 578 plate appearances
- Set milestones in many categories, including roping homers in back-to-back games (Sept. 4-5 vs. SD), securing his fifth career walk-off hit (July 8 vs. CHC), and tying a career-high with four hits for the third time (July 15 at LAA)
- One of five MLB catchers with 85 or more RBI in a year the last 10 seasons...joining Salvador Perez (2017), Gary Sanchez (2017), Brian McCann (2015) and Buster Posey (2014)
- Strung together a nine-game hit streak from July 28 – Aug. 6, going 15-for-36 with four doubles, two homers, and 12 RBI
- Started all four Postseason games during the NLDS vs. San Diego, batting .188 (3-for-16) with two doubles and two RBI...started three of four games behind the plate
- Was an incredibly dependable hitter in bases loaded situations, slashing .545/.545/.727 and a 1.272 OPS... totaled 10 RBI over 10 games in that situation

Had his best offensive month in June, slashing .295/.340/.568 in 24 games with five doubles, seven home runs, and 14 RBI...his 87 RBI ranked third on the team and 56 walks tied for fourth most on the Dodgers... liked hitting on the road, averaging .275 (73-for-265) with 15 doubles, 14 home runs, and 44 RBI...hit well against left-handed pitching, slashing .300/.391/.517/.908 in 70 games vs. .247/.327/.448/.775 in 132 games against right-handed pitching

2021

- Backstop slashed .258/.365/.495 with a .860 OPS in 130 games, tallying career highs in multiple offensive categories: runs (71), hits (107), doubles (19), triples (2), home runs (25), and RBI (76)

Ranked third on the Dodgers in home runs (25), third in RBI (76), seventh in hits (107), seventh in doubles (19), tied for fifth in triples (2), and fifth in runs (71)...tied his career-high in hits on Sept. 7, going 4-for-4 at St. Louis with a home run and RBI with two runs...also had two five-game hit streaks, occurring from Aug. 24-30...also had two streaks of three straight games with a home run (Aug. 13-15, Aug. 24-27)... started 111 games (117 total) behind the dish, committing six errors in 1150 total chances for a .995 fielding percentage...also registered 43 assists and 3.14 catcher's ERA...led the National League as a catcher in putouts (1,101) and runner caught stealing (24)...also ranked amongst the NL best in games played (117, 3rd) and putouts (1,102, 4th)...ranked second in the National League in HBP (18, 2nd)...appeared at first base (1 G) and third base (1 G) for the first time in his Major League career...roped two doubles on April 2 at Colorado, going 3-for-4 on the night with two runs and two RBI...clocked four RBI on July 16 at Colorado, going 2-for-4 with a double...performed well offensively both at home and on the road, registering a

.253/.383/.527 and .263/.351/.469 slashline respectively...produced a .354 average (17-for-48) with four home runs in eight games and 10 RBI against Arizona, similarly averaging .395 (17-for-43) with four home runs and 16 RBI against Colorado...strengthened his numbers after the All-Star break, improving from a .252 (58-for-230) average with 10 home runs and 32 RBI before the Midsummer Classic to a .266 average (49-for-184) with 15 home runs and 44 RBI

2020

• Made great strides in his sophomore season, hitting .289/.401/.579 with eight home runs...matched his 2019 total with nine doubles

Was on the 10-day injured list from Aug. 15-23 with neck inflammation...showed greater discipline with 20 walks and 22 strikeouts...hit .348 (23-for-66) with six doubles, four homers and 14 RBI over 18 September games... posted a 1.048 OPS in September (7th, NL)...each of his eight home runs came against right-handed pitchers...20-of-23 career long balls have been against righties...started 17 of 18 postseason games...during Game 3 of the NLDS, went 5-for-6 with 2 doubles and 3 singles, becoming the 9th player (1st catcher) with a 5-hit game in the postseason...the 5 hits were also a Dodger postseason record, and the most by any batter in the postseason...tied the Los Angeles franchise record for walks in a game, becoming the 12th player to walk three times in a Postseason game and first since Yasmani Grandal did so on October 7, 2018 vs. Atlanta

2019

Completed his first Major League season roping nine doubles, 15 homers and 42 RBI at a .253/.337/.571 clip across 54 games...tied for 15th in homers among all rookies (10th in the NL) and ranked among the top NL rookies in runs (30, 20th) and RBI (T-14th)...connected for a single in his first Major League at-bat during his May 28 debut vs. the Mets...ended the night going 2-for-4 with a double and became one of six Dodgers this century with at least two hits in a big-league debut, joining Rob Segedin, Corey Seager, Yasiel Puig, Russell Martin and Jason Repko...became the first Dodger player and second MLB backstop to hit 10-plus homers through his first 25 games, joining the Yankees' Gary Sanchez...tied Cody Bellinger ('17) and Matt Kemp ('06) for most homers through a rookie's first 14 games (6 HR)...on Aug. 1, notched a franchise-best 19 RBI within his first 14 contests to surpass Cody Bellinger (17 RBI/14 G, '17) in the mark ...made Major League history after launching a walk-off, pinch-hit home run on June 23 to complete the trifecta of three consecutive walk-off wins via home runs by rookies Matt Beaty (June 21) and Alex Verdugo (June 22)...launched his first career walk-off homer on June 1 vs. Philadelphia...recorded a career-high three-hit, six-RBI day on July 27...became the first Dodger rookie to collect six or more RBI in a game since James Loney drove in nine on Sept. 28, 2006...amassed a nine-game hit streak from Aug. 7-21, going 11-for-30 with a pair of doubles, six homers and 12 RBI while tallying a .367/.459/1.033 slashline...during the streak, reached a franchise record for most RBI and homers through 23 career games (26RBI/9HR) on Aug. 13...tied for fourth among rookies with eight homers and 19 RBI during August...24 of his 43 hits went for extra bases...non-roster invitee during Spring Training...tallied 62 games across four stints with Triple-A Oklahoma City and slashed .268/.381/.603 with 11 doubles, a pair of triples, 20 homers and 54 RBI...finished third on the team in homers, fifth in RBI and ninth in doubles...turned in a 1.000 fielding percentage over 403.0 innings behind the plate in 46 games (45 starts)...finished atop all rookie backstops (min. 400 innings) in the category...made the Postseason roster and appeared in four of five NLDS games...tallied a hit and drew a trio of walks in 16 plate appearances

2018

* Started his season with the Double-A Tulsa Drillers, appearing in 73 total games and hitting .264 with 48 runs, 14 doubles, 19 homers and 53 RBI

* Assigned to Triple-A Oklahoma City on Aug. 1 where he appeared in 25 games for the OKC Dodgers

* Finished his minor league season with career-highs in home runs (20), RBI (59), doubles (18) and runs (57)

Played in 49 games at catcher between Tulsa and Oklahoma City...registered a career-high 43 games at third base...totaled 402.1 innings behind the plate with .995 fielding percentage (2 E/402.1 INN)

2017

• Earned Mid-Season All-Star honors with Rancho Cucamonga and All-Prospect Team recognition in the Arizona Fall League...saw action in 72 games at Advanced-A Rancho Cucamonga, slashing .232/.355/.448 with 15 doubles, three triples, 11 homers and 43 RBI...made a one-game appearance for Double-A Tulsa...ranked fourth in home runs (11) at Rancho while playing in 51 fewer games than the next Quake in the category...caught 474.0 innings and nabbed 30 of 63 on the base paths over 56 games en route to a .991 fielding percentage...notched career highs in innings (474.0), total chances (554), putouts (483) and caught stealing (30)

2016

• Made stops at Short-Season Ogden (7G) and Single-A Great Lakes (23G) before ascending to Advanced-A Rancho Cucamonga for 25 games in his rookie season...wrapped his year slashing .246/.355/.329 with five doubles, four home runs, 24 RBI over 55 total games...defensively, accumulated a .994 fielding percentage with 44 assists and 296 putouts with two errors over 342 total chances...threw out 25 potential base stealers in 60 attempts

Personal

William Dills Smith...born in Louisville, Kentucky...married to wife, Cara and father to daughters, Charlotte and Layton...was a two-time All-State athlete as a high school upper classman before heading to the University of Louisville...started all three seasons for the Cardinals, ending his college career as the 2016 team captain with All-ACC Third Team honors and NCAA Louisville Regional All-Tournament Team recognition...selected 32nd overall in the 2016 First-Year Player Draft by the Los Angeles Dodgers

Career Batting Record																				
Year	Team	AVG	G	AB	R	H	2B	3B	HR	RBI	SH	SF	HBP	BB	SO	SB	CS	OBP	SLG	E
2016	Rancho Cucamonga	.216	25	97	13	21	4	0	2	12	0	1	3	14	31	1	0	.330	.320	0
	Great Lakes	.256	23	82	12	21	1	0	1	7	0	0	4	11	18	2	1	.371	.305	5
	Ogden	.321	7	28	4	9	0	0	1	5	0	1	0	4	1	0	0	.394	.429	1
2017	Tulsa	.000	1	1	0	0	0	0	0	0	0	0	2	0	1	1	0	.667	.000	0
	Rancho Cucamonga	.232	72	250	38	58	15	3	11	43	1	4	13	37	71	6	2	.355	.448	8
2018	Oklahoma City	.138	25	87	9	12	4	0	1	6	1	2	1	7	37	1	0	.206	.218	1
	Tulsa	.264	73	265	48	70	14	0	19	53	0	2	4	36	75	4	0	.358	.532	11
2019	LOS ANGELES	.253	54	170	30	43	9	0	15	42	0	3	5	18	52	2	0	.337	.571	0
	Oklahoma City	.268	62	224	48	60	11	2	20	54	0	3	3	40	49	1	0	.381	.603	5
2020	LOS ANGELES	.289	37	114	23	33	9	0	8	25	0	1	2	20	22	0	0	.401	.579	0
2021	LOS ANGELES	.258	130	414	71	107	19	2	25	76	0	11	18	58	101	3	0	.365	.495	7
2022	LOS ANGELES	.260	137	508	68	132	26	3	24	87	0	4	10	56	96	1	0	.343	.465	3
2023	LOS ANGELES	.261	126	464	80	121	21	2	19	76	0	12	15	63	89	3	0	.359	.438	4
2024	LOS ANGELES	.248	128	476	77	118	24	2	20	75	0	8	9	51	105	1	1	.327	.433	8
Major League - 5 years		.258	612	2146	349	554	108	9	111	381	0	39	59	266	465	10	1	.350	.472	22
Dodger Total - 5 years		.258	612	2146	349	554	108	9	111	381	0	39	59	266	465	10	1	.350	.472	22
Minor League -4 years		.243	288	1034	172	251	49	5	55	180	2	13	30	149	283	16	3	.351	.459	27

Career Postseason Batting Record																				
Year	Team	AVG	G	AB	R	H	2B	3B	HR	RBI	SH	SF	HP	BB	SO	SB	CS	OBP	SLG	
2019	NLDS: LAD vs. WAS	.077	4	13	0	1	0	0	0	0	0	0	0	3	5	0	0	.250	.077	
2020	NLWC: LAD vs. MIL	.000	2	6	0	0	0	0	0	1	0	0	0	1	2	0	0	.143	.000	
	NLDS: LAD vs. SD	.455	3	11	1	5	2	0	0	3	0	0	0	3	2	0	0	.571	.636	
2021	NLCS: LAD vs. ATL	.179	7	28	3	5	1	0	1	7	0	0	0	0	10	0	0	.179	.321	
	WS: LAD vs. TB	.167	6	24	3	4	1	0	1	2	0	0	0	2	10	0	0	.231	.333	
	NLDS: LAD vs. SF	.333	5	18	3	6	2	0	2	3	0	0	0	0	3	2	0	0	.429	.778
	NLCS: LAD vs. ATL	.217	6	23	3	5	0	0	1	1	0	0	0	4	2	0	0	.333	.348	
2022	NLDS: LAD vs. SD	.188	4	16	2	3	2	0	0	2	0	1	0	0	2	0	0	.176	.313	
2023	NLDS: LAD vs. ARI	.471	3	12	1	5	1	1	0	2	0	0	0	0	1	0	0	.417	.667	
2024	NLDS: LAD vs. SD	.125	5	16	4	2	0	0	1	2	0	0	0	4	2	1	0	.300	.313	
	NLCS: LAD vs. NYM	.182	6	22	3	4	0	0	1	4	0	0	0	3	4	0	0	.280	.318	
	WS: LAD vs. NYY	.111	5	18	2	2	1	0	1	2	0	1	0	1	3	0	0	.150	.333	
Postseason Totals		.200	57	210	25	42	10	1	8	29	0	2	0	25	49	1	0	.283	.371	
WC Totals		.000	2	6	0	0	0	0	0	1	0	0	0	1	2	0	0	.143	.000	
LDS Totals		.256	24	86	11	22	7	1	3	12	0	1	0	13	14	1	0	.350	.465	
LCS Totals		.192	19	73	9	14	1	0	3	12	0	0	0	7	19	0	0	.263	.329	
WS Totals		.143	11	42	5	6	2	0	2	4	0	1	0	3	13	0	0	.196	.333	

Career Single-Game Bests			
Most Hits:	4, 8x, last, April 26, 2024 at TOR	Most Stolen Bases:	1, 10x, last, Sept. 28, 2024 at COL
Most RBI:	6, July 27, 2019 at WAS	Most Walks:	3, 8x, last, Sept. 8, 2023 at WAS
Most Home Runs:	3, July 5, 2024 vs. MIL	Longest Hitting Streak:	9, 3x, last, September 27, 2023 - April 1, 2024
Most Runs Scored:	4, July 5, 2024 vs. MIL	Grand Slams:	1, August 1, 2019 vs. SD (Wingenter)

Career Fielding Record							
Position	PCT	G	PO	A	E	TC	DP
Catcher	.996	538	4712	195	21	4928	17
First Base	1.000	1	1	0	0	1	0
Third Base	.000	1	0	0	1	1	0

Career Transactions
-June 9, 2016: Drafted by the Los Angeles Dodgers in the 1st round (32nd pick) of the 2016 amateur draft. Player signed June 21, 2016.

Injured List
- August 15 - 23, 2020 (neck inflammation)
- June 25 - July 7, 2019 (right oblique strain)
- April 16-28, 2023 (concussion)



Blake
SNELL

LHP | 7

@snellzilla4

Bats: Left

Throws: Left

Height: 6-4

Weight: 225

Opening Day Age: 32

Born: December 4, 1992 in Seattle, WA

Resides: Seattle, WA

Acquired: Signed a five-year contract with the Dodgers on November 30, 2024

ML Service: 6.098

MLB Debut: May 2, 2013



Cy Young
(2: 2018, 2023)



All-Star
(1: 2019)

Career Highlights

- * Seattle-born southpaw joins the Dodgers for his first season after signing a five-year contract on November 30
- * Across nine seasons with Tampa Bay (2016-2020), San Diego (2021-23) and San Francisco (2024), Snell garnered a 76-58 record with a 3.19 ERA (389 ER/1096.2 IP) in 211 starts with 1,368 strikeouts while holding batters to a .210 average
- * Pitched his first career no-hitter on Aug. 2, 2024 at CIN, giving up only three walks and striking out 11
- * Became just the fifth reigning Cy Young Award winner to throw a no-hitter, joining Jake Arrieta (2015, Chicago Cubs), Clayton Kershaw (2013, Los Angeles Dodgers), Hall of Famer Bob Gibson (1970, St. Louis Cardinals) and Hall of Famer Sandy Koufax (1963, Los Angeles Dodgers)
- * Won his second Cy Young Award and first in the National League in 2023, joining Roger Clemens, Randy Johnson, Pedro Martinez, Max Scherzer, Gaylord Perry and Roy Halladay as the only players in MLB history to win the Cy Young Award in both leagues
- * Named the 2018 AL Cy Young Award winner by the BBWAA, joining David Price (2012) as the only Rays to win the Cy Young Award...., going 21-5 with a 1.89 ERA (38 ER/180.2 IP) in 31 starts and striking out 221 batters against 64 walks with a 0.97 WHIP
- * Drafted by Tampa Bay in the first round (52nd overall) of the 2011 draft out of Shorewood High School in Shoreline, WA

Year-By-Year

2024

- Signed with San Francisco as a free agent on March 19...went 5-3 with a 3.12 ERA (36 ER/104.0 IP) in 20 starts while holding batters to a .174 average in his only season with SF
- Pitched his first no-hitter on Aug. 2 at CIN, giving up only three walks and striking out 11....named National League Player of the Week for the first time following the performance
- Became just the fifth reigning Cy Young Award winner to throw a no-hitter, joining Jake Arrieta (2015, Chicago Cubs), Clayton Kershaw (2013, Los Angeles Dodgers), Hall of Famer Bob Gibson (1970, St. Louis Cardinals) and Hall of Famer Sandy Koufax (1963, Los Angeles Dodgers)
- After the All-Star break, went 5-0 in 12 starts with a 1.45 ERA (11 ER/68.1 IP) with 103 strikeouts against 27 walks
- Spent time on the injured list twice this season, suffering a left adductor strain April 24-May 22 and left groin strain June 3-July 9...in five combined rehab outings went 1-0 with a 2.41 ERA (5 ER/18.2 IP) and a 0.70 WHIP while holding batters to a .115 average

2023

- Finished his third and final season in San Diego with a 14-9 record and a 2.25 ERA (45 ER/180.0 IP) over 32 starts and 234 strikeouts
- Won his second Cy Young Award and first in the National League, joining Roger Clemens, Randy Johnson, Pedro Martinez, Max Scherzer, Gaylord Perry and Roy Halladay as the only players in MLB history to win the Cy Young Award in both leagues

- Led the Majors in ERA for the first time in his career... also led all MLB pitchers in opposing average (.181), opponent slugging percentage (.286), opponent OPS (.579), hits allowed per 9.0 innings (5.75) and percentage of pitches put in play (12.8%)
- Posted career-bests in starts, strikeouts and opponents slugging percentage...sported the best bWAR among pitchers (6.0) in the NL and fifth-highest WAR in the NL overall
- Won NL Pitcher of the Month in June and Sept., going 3-1 with a 0.87 ERA (3 ER/31.0 IP) in five starts and 3-0 with a 0.58 ERA (2 ER/31.0 IP) in five starts

2022

- Went 8-10 with a 3.38 ERA (48 ER/128.0 IP) in 24 starts with San Diego
- Posted the second-highest K/9IP ratio (12.02) of his career, along with five double digit strikeout performances (July 1 @ LAD, July 8 vs. SF, Aug. 14 @ WSH, Sept. 5 vs. ARI and Sept 21 vs. STL)
- Made three rehab starts after being on the injured list with a left adductor strain, going 1-0 with a 2.77 ERA (4 ER/13.0 IP)
- Among all qualifying pitchers in the second half, he ranked second in K/9 IP (12.12), third in total strikeouts (105) and fifth in ERA (2.19 ERA)
- Earned the winning decision in 3 straight starts from July 23-Aug. 3 to begin the second half, his 5th career winning streak of 3 in a row-or-longer
- Appeared in three Postseason starts, going 2-0 with a 4.61 ERA (7 ER/13.2 IP) with 17 strikeouts...earned the win and gave SD the 2-1 series advantage in Game 3 of the NLDS vs. LAD, allowing one run on five hits with six strikeouts across 5.1 innings

2021

- In his first year with San Diego, tossed a 7-6 record with a 4.20 ERA (60 ER/128.2 IP) with 170 strikeouts against 69 walks
- 15 of his 27 starts came vs. the NL West, going 4-0 with a 2.87 ERA (24 ER/75.1 IP), .197 batting average and 1.19 WHIP
- On Aug. 25 vs. LAD, tossed career highs in innings pitched (7.2) and total pitches (122), allowing just one run (Will Smith solo HR in the 8th) in SD's eventual 5-3 defeat in 16 innings
- His 13.0 consecutive hitless innings from Aug. 31 to Sept. 7 set a franchise record for any pitcher (starter or reliever), passing Bill Laxton's 12.1 consecutive hitless frames in July-August 1974...the previous longest streak by a SD starter was 11.0 IP, done 3x (Steve Arlin in July 1972, Bruce Hurst in April 1989 and Chris Young in Sept. 2006)
- Relied on four pitches: 4-Seam (52%), Slider (24%), Curveball (13%) and Change (10%)...opponents hit .153 vs. his slider, .200 vs. his curve, .213 vs. the slider and .429 vs. changeup

2020

- In his final season with Tampa Bay, went 4-2 with a 3.24 ERA (18 ER/50.0 IP) in 11 starts
- Had his best month in Aug., going 3-0 in five starts with a 2.66 ERA (7 ER/23.2 IP) with a 0.97 WHIP while holding batters to a .190 average
- Went 2-2 with a 3.03 ERA (10 ER/29.2 IP) in six Postseason starts, limiting the opposition to a .194 average and allowing two earned runs or less in five of his six outings...allowed just one hit across 5.2 scoreless innings in TB's 3-1 Wild Card victory
- In his two starts vs. LAD in the World Series, he became the third lefty to record nine strikeouts or more twice in a single Fall Classic, joining Sandy Koufax of the Dodgers (3x in '65) and Hal Newhouser of the Detroit Tigers (2x in '45)

2019

- Followed up his Cy Young season with a 6-8 record with a 4.29 ERA (51 ER/107.0 IP) in 23 starts and 147 strikeouts against 40 walks
- Made his first career Opening Day start, tossing 6.0 innings and giving up six hits, five runs, three home runs and two walks while striking out three in the loss
- Was on the injured list from April 14-24 with a fractured left toe and July 22-Sept. 17 with loose bodies in his left elbow
- In Game 4 of the ALCS vs. HOU, entered with one out in the 9th inning and the potential game-tying run at the plate, and got a Yordan Álvarez swinging strikeout and Yuli Gurriel groundout for the save, becoming the second Rays pitcher to record his first career save in the postseason, following David Price in Game 7 of the 2008 ALCS vs. BOS...according to Stats LLC, became the second pitcher to have his first career relief appearance (regular season or postseason) end with a save in the postseason, joining ATL John Smoltz in Game 2 of the 1999 NLCS vs. NYM

2018

- Played his first full season in the Majors, going 21-5 with a 1.89 ERA (38 ER/180.2 IP) in 31 starts and striking out 221 batters against 64 walks with a 0.97 WHIP
- Named the AL Cy Young Award winner by the BBWAA, joining David Price (2012) as the only Rays to win the Cy Young Award...became the youngest pitcher to win a Cy Young Award since LAD Clayton Kershaw (25) in 2013, and the youngest AL pitcher since SEA Félix Hernández (24) in 2010

- Won the 2018 Warren Spahn Award as the majors' top left-handed pitcher, based on wins, ERA and strikeouts...joined David Price (2010) as Rays to earn the honor
- Led the AL outright in both wins (21) and ERA (1.89), both club records
- Won nine consecutive starts from Aug 10-Sep 23, the only pitcher in the majors to do so in 2018...over that stretch, he went 9-0 with a 1.03 ERA (6 ER/52.2 IP) and 74 strikeouts...according to Stats LLC, the only other pitchers in major league history to match or exceed those numbers over a nine-start span are MIN Johan Santana in 2004 and STL Bob Gibson in 1968, both unanimous Cy Young Award winners
- Was named AL Pitcher of the Month for August and September, the youngest pitcher in either league to win back-to-back awards since MIN Johan Santana (July, August, September) in 2004...went 4-0 with a 1.04 ERA (3 ER/26.0 IP) in five starts in August and 5-0 with a 1.26 ERA (5 ER/35.2 IP) in six starts in September
- Voted to his first All-Star Game, pitching 1.2 innings and giving up one hit, one run and a walk while striking out three

2017

- Made 24 starts over three stints with Tampa Bay, going 5-7 with a 4.04 ERA (58 ER/129.1 IP) with 119 strikeouts against 59 walks
- Made the best start of his career in the Rays season finale on Oct 1 vs. BAL, firing seven scoreless innings and giving up only two hits while striking out a career-high 13
- In his final 10 starts after his Aug. 8 recall, he went 5-1 with a 2.84 ERA (18 ER/57.0 IP) and averaged 16.0 pitches per inning...did not allow an earned run in four of those 10 starts, and went at least 6.0 innings in seven of them
- In seven starts with Triple-A Durham, tossed a 5-0 record with a 2.66 ERA (13 ER/44.0 IP) with a 12.48 K/9

2016

- Began the season with Triple-A Durham where he played two stints...in 12 starts, he went 3-5 with a 3.29 ERA (23 ER/63.0 IP)
- Made his Major League debut on April 23 against NYY, tossing 5.0 innings and giving up two hits, one run and one walk while striking out six
- Picked up his first Major League win in his fourth start on June 27 vs. BOS, pitching 5.1 innings and giving up eight hits, four runs and four walks while striking out four
- In his rookie season, went 6-8 with a 3.54 ERA (35 ER/89.0 IP) and 98 strikeouts against 51 walks in 19 starts
- Led major league rookies with 33 SO in July, most ever by a Rays rookie in the month of July...his 2.76 ERA for the month ranked 5th among major league rookies and 2nd among AL rookies (min. 25 IP) behind DET Michael Fulmer (2.67)
- Named the club's Rookie of the Year by the Tampa Bay Chapter of the Baseball Writers' Association of America

2015

- Rose through three levels of the Rays system, playing with Advanced-A Charlotte (4 G, 2 GS), Double-A Montgomery (12 GS) and Triple-A Durham (9 GS)
- Went a combined 15-4 with a minor league career-low 1.41 ERA (21 ER/134.0 IP) with 163 strikeouts against 53 strikeouts...his 1.41 ERA led all minor league qualifiers and was the lowest for a full-season pitcher since Justin Verlander's 1.29 in 2005
- Named a MiLB.com Organization All-Star, as well as a USA Today Minor League Player of the Year, MLB Pipeline.com Pitcher of the Year and Baseball America Minor League All-Star...pitched a perfect inning in the All-Star Futures Game

2014

- Began the season with Single-A Bowling Green (8 G) before being promoted to Advanced-A Charlotte (16 GS) on May 29
- Combined to go 8-8 with a 3.19 ERA (41 ER/115.2 IP) with one complete game shutout and 119 strikeouts
- Named a MiLB.com Organization All-Star

2013

- In 23 starts with Single-A Bowling Green, went 4-9 with a 4.27 ERA (47 ER/99.0 IP) and 106 strikeouts against 73 walks

2012

- Spent the season with Rookie-level Princeton, tossing a 5-1 record in 11 starts with a 2.09 ERA (11 ER/47.1 IP) with one complete game shutout
- Named Appalachian League Pitcher of the Year and Post-Season All-Star, as well as a MiLB.com Organization All-Star

2011

- Played his first professional season with Rookie-level GCL Rays, going 1-2 with a 3.08 ERA (9 ER/26.1 IP) in 11 games (eight starts)

Personal

Blake Ashton Snell...engaged to Haeley with son Kaedyn, born in 2024...father Dave pitched in the minors with KC and SEA from 1983-88...has a 12U travel baseball team in Seattle called Zilla National...drafted by Tampa Bay in the first round (52nd overall) of the 2011 draft out of Shorewood High School in Shoreline, WA

Career Pitching Record																			
Year	Team	W-L	ERA	G	GS	CG	SHO	SV	IP	H	R	ER	HR	HB	BB	SO	WP	BK	AVG
2011	GCL Rays	1-2	3.08	11	8	0	0	0	26.1	30	9	9	0	0	11	26	4	0	.291
2012	Princeton	5-1	2.09	11	11	1	1	0	47.1	34	12	11	4	4	17	53	2	0	.202
2013	Bowling Green	4-9	4.27	23	23	0	0	0	99.0	90	55	47	8	2	73	106	13	1	.245
2014	Bowling Green	3-2	1.79	8	8	0	0	0	40.1	26	10	8	1	0	19	42	4	1	.184
2015	Charlotte	5-6	3.94	16	16	1	1	0	75.1	69	40	33	1	5	37	77	9	0	.245
	Charlotte	3-0	0.00	4	2	0	0	0	21.0	10	0	0	0	0	11	27	1	0	.143
	Montgomery	6-2	1.57	12	12	0	0	0	68.2	45	13	12	5	1	29	79	5	0	.191
2016	Durham	6-2	1.83	9	9	0	0	0	44.1	29	11	9	2	1	13	57	5	0	.187
	Durham	3-5	3.29	12	12	0	0	0	63.0	56	23	23	4	2	28	90	6	0	.234
	TAMPA BAY	6-8	3.54	19	19	0	0	0	89.0	93	44	35	5	0	51	98	6	1	.269
2017	Durham	5-0	2.66	7	7	0	0	0	44.0	43	13	13	5	0	15	61	4	0	.254
2018	TAMPA BAY	5-7	4.04	24	24	0	0	0	129.1	113	65	58	15	0	59	119	8	0	.234
	TAMPA BAY	21-5	1.89	31	31	0	0	0	180.2	112	41	38	16	1	64	221	13	0	.178
2019	TAMPA BAY	6-8	4.29	23	23	0	0	0	107.0	96	53	51	14	1	40	147	11	1	.241
2020	TAMPA BAY	4-2	3.24	11	11	0	0	0	50.0	42	19	18	10	0	18	63	7	0	.228
2021	SAN DIEGO	7-6	4.20	27	27	0	0	0	128.2	101	61	60	16	3	69	170	7	1	.214
2022	Lake Elsinore	0-0	6.75	1	1	0	0	0	4.0	4	4	3	1	0	2	8	0	0	.250
2023	Fort Wayne	0-0	0.00	1	1	0	0	0	4.0	2	0	0	0	1	0	4	0	0	.133
	El Paso	1-0	1.80	1	1	0	0	0	5.0	3	1	1	0	0	0	7	0	0	.167
	SAN DIEGO	8-10	3.38	24	24	0	0	0	128.0	103	51	48	11	2	51	171	6	0	.216
2024	SAN DIEGO	14-9	2.25	32	32	0	0	0	180.0	115	47	45	15	3	99	234	13	2	.181
2024	San Jose	0-0	0.00	1	1	0	0	0	4.0	0	0	0	0	0	0	7	0	0	.000
	Sacramento	1-0	3.07	4	4	0	0	0	14.2	7	5	5	1	1	6	25	1	0	.143
	SAN FRANCISCO	5-3	3.12	20	20	1	1	0	104.0	65	38	36	6	1	44	145	8	0	.174
Major League- 9 year		76-58	3.19	211	211	1	1	0	1096.2	840	419	389	108	11	44	1368	79	5	.210
Minor League- 9 years		43-29	2.79	121	116	2	2	0	561.0	448	196	174	32	17	261	669	54	2	.220

Career Postseason Pitching Record																			
Year	Team	W-L	ERA	G	GS	CG	SHO	SV	IP	H	R	ER	HR	HBP	BB	SO	WP	BK	
2019	ALDS: TB vs. HOU	0-1	1.69	3	1	0	0	1	5.1	4	1	1	1	0	0	7	0	0	
2020	ALWC: TB vs. TOR	1-0	0.00	1	1	0	0	0	5.2	1	0	0	0	0	0	2	9	0	0
2020	ALDS: TB vs. NYY	0-1	7.20	1	1	0	0	0	5.0	6	4	4	3	0	2	4	1	0	
	ALCS: TB vs. HOU	1-1	3.00	2	2	0	0	0	9.0	9	3	3	1	0	6	6	1	0	
	WS: TB vs. LAD	0-0	2.70	2	2	0	0	0	10.0	4	3	3	1	0	4	18	0	0	
2022	NLWC: SD vs. NYM	0-0	5.40	1	1	0	0	0	3.1	4	2	2	1	0	6	5	0	0	
2022	NLDS: SD vs. LAD	1-0	1.69	1	1	0	0	0	5.1	5	1	1	0	0	2	6	1	0	
	NLCS: SD vs. PHI	1-0	7.20	1	1	0	0	0	5.0	5	4	4	0	0	1	6	1	0	
Postseason Totals		4-3	3.33	12	10	0	0	1	48.2	38	18	18	7	0	23	61	3	0	
WC Totals		1-0	2.00	2	2	0	0	0	9.0	5	2	2	1	0	8	14	0	0	
LDS Totals		1-2	3.45	5	3	0	0	1	15.2	15	6	6	4	0	4	17	2	0	
LCS Totals		2-1	4.50	3	3	0	0	0	14.0	14	7	7	1	0	7	12	1	0	
WS Totals		0-0	2.70	2	2	0	0	0	10.0	4	3	3	1	0	4	18	0	0	

Career Single-Game Bests																			
Low-Hit Complete Game:				0, August 2, 2024 at CIN				Most Strikeouts:				15, July 27, 2024 vs. COL							
Most Innings Pitched Starter:				9.0, August 2, 2024 at CIN				Most Walks:				7, 2x, last, July 20, 2023 at TOR							
Most Innings Pitched Reliever:				---				Longest Winning Streak:				9, August 10 - September 23, 2018							
Most Earned Runs Allowed:				7, 6x, last, April 14, 2024 at TB				Longest Losing Streak:				6, 2x, last, September 7, 2021 - June 25, 2022							

Career Fielding Record																			
Position	PCT	G	PO	A	E	TC	DP												
Pitcher	.972	211	27	110	4	141	5												

Career Transactions
• June 6, 2011: Drafted by the Tampa Bay Rays in the 1st round (52nd pick) of the 2011 amateur draft. Player signed June 16, 2011.
• December 29, 2020: Traded by the Tampa Bay Rays to the San Diego Padres for Blake Hunt (minors), Cole Wilcox (minors), Francisco Mejia and Luis Patiño.
• March 19, 2024: Signed as a Free Agent with the San Francisco Giants.
• November 30, 2024: Signed as a Free Agent with the Los Angeles Dodgers.

Injured List
• July 20 - August 4, 2018 (shoulder fatigue)
• April 16-24, 2019 (right toe fracture)
• July 25 - September 7, 2019 (loose bodies left elbow)
• June 30 - July 4, 2021 (undisclosed)
• July 9 -17, 2021 (gastroenteritis)
• September 15 - October 5, 2021 (left adductor groin strain)
• April 15 - May 18, 2022 (left adductor strain)
• April 24 - May 22, 2024 (left adductor strain)
• June 3 - July 9, 2024 (left groin strain)



Gavin STONE

RHP | 35

@gavinbstone

Bats: Right **Throws:** Right

Height: 6-1 **Weight:** 175

Opening Day Age: 26

Born: October 15, 1998 in Lake City, AR

Resides: Phoenix, AZ

Acquired: Selected in the fifth round with the 159th pick by the Los Angeles Dodgers in the 2020 draft

ML Service: 1.034

ML Debut: May 3, 2023



Career Highlights

- * The Lake City, Arkansas native enters his fourth year in Dodger Blue after breaking through to the Big-League club last season
- * In 33 games (29 starts) with the Dodgers, is 12-6 with a 4.52 ERA (86 ER/171.1 IP) with 138 strikeouts against 50 walks
- * Fired a complete game shutout on June 16, 2024 against CWS, giving up only four hits while striking out seven in 103 pitches...was the first by a Dodger rookie since Hyun Jin Ryu in 2013
- * Made his MLB debut on May 5, 2023, against the Phillies, tossing 4.0 innings, giving up eight hits, four runs and two walks while striking out one...collected his first strikeout in his debut against Nick Castellanos on three pitches
- * Earned his first career win on August 27, 2023, against the Red Sox after going a career-high 6.0 innings in relief, giving up five hits and four runs, while striking out two
- * Garnered his first career save on September 17, 2023, against Mariners, firing 3.1 scoreless innings, allowing one hit and two walks while striking out a career-high five...first save at any professional level
- * Named a 2023 Pacific Coast League Post-Season All-Star...Made one start in the 2023 Pacific Coast League Championship Series, tossing 6.1 innings in the clincher, giving up four hits, two runs, and two walks while striking out a season-high tying 10 in the win over Round Rock...Their first title since 1996
- * Named a 2022 MiLB.com Organization All-Star
- * Owns a 18-12 record with a 3.19 ERA (111 ER/ 313.2 IP) and a 1.21 WHIP in 70 career minor-league games (66 starts) in three MiLB seasons with the Single-A Rancho Cucamonga Quakes (2021), High-A Great Lakes Loons (2021, 2022), Double-A Tulsa Drillers (2022), and Triple-A Oklahoma City Dodgers (2022-2023)
- * Posted the best ERA (1.48) amongst all minor league pitchers that have spun at least 70 innings in 2022
- * Made Major League Baseball's Top 100 Prospects list in 2023 (79th)...ranked fifth in Los Angeles Dodgers' top 30 prospects
- * Secured his first professional career win with the Single-A Quakes on Aug 13, 2021 vs. Single-A Inland Empire 66ers...struck out 12 batters over 6.0 scoreless innings pitched
- * Named CAL Pitcher of the Week twice in 2021 (Aug. 1 and Aug. 15) with the Single-A Rancho Cucamonga Quakes
- * Named 2022 Branch Rickey Minor League Pitcher of the Year...went 9-6 overall with a 1.48 ERA in 26 games
- * Drafted out of Central Arkansas in the fifth round (159th overall) by the Los Angeles Dodgers in 2020

Year-By-Year

2024

- Had a breakout season, tossing an 11-5 record with a 3.53 ERA (55 ER/140.1 IP) with 116 strikeouts against 37 walks in 25 starts
- Fired a complete game shutout on June 16 against CWS, giving up only four hits while striking out seven in 103 pitches...was the first by a Dodger rookie since Hyun Jin Ryu in 2013
- Placed on the injured list on Sept. 6 with a right shoulder injury
- Led Dodger pitchers in wins, games started, shutouts and innings pitched...was second in strikeouts

- Had his best month in June, going 4-0 with a 1.97 ERA (7 ER/32.0 IP) in five starts with a complete game and 29 strikeouts
- Tossed a season-high 10 strikeouts on Aug. 19 against SEA, firing seven scoreless innings and giving up two hits and two walks

2023

- Appeared in eight games with the Dodgers and 21 with Triple-A Oklahoma City
- Across eight appearances (four starts) with the Dodgers, he went 1-1 with a 9.00 ERA (31 ER/31.0 IP)
- Made his MLB debut on May 5 against the Phillies, tossing 4.0 innings, giving up eight hits, four runs and two walks while striking out one...collected his first strikeout in his debut against Nick Castellanos on three pitches
- Earned his first career win on August 27 against the Red Sox after going a career-high 6.0 innings in relief, giving up five hits and four runs, while striking out two
- Garnered his first career save on September 17 against Mariners, firing 3.1 scoreless innings, allowing one hit and two walks while striking out a career-high five...first save at any professional level
- Produced better numbers out of the bullpen, posting a 4.60 ERA (8 ER/15.2 IP) in four games...posted 13.50 ERA (23 ER/15.1 IP) in four games as a starter
- Went 7-4 with a 4.74 ERA (53 ER/100.2 IP) in 21 games (19 starts) with Triple-A Oklahoma City and produced a 10.73 strikeouts per nine innings mark while holding opponents to a .225/.309/.375 clip
- Awarded three separate Pacific Coast League Pitcher of the Week honors (7/9, 8/6, 9/3)
- Named a Pacific Coast League Post-Season All-Star

Made one start in the Pacific Coast League Championship Series, tossing 6.1 innings in the clincher, giving up four hits, two runs, and two walks while striking out a season-high tying 10 in the win over Round Rock, their first title since 1996...performed much better against right-handed hitters while with Triple-A Oklahoma City, holding opponents to a .193 average opposed to a .288 line against lefties

2022

- Appeared in 26 games across three levels in the minor leagues – Advanced-A Great Lakes (6 G), Double-A Tulsa (14 G), and Triple-A Oklahoma City (6 G)
- Wrapped 2022 with a combined 9-6 record, posting a 1.12 WHIP and 1.48 ERA...recorded ERAs below 2.00 at each stop – Advanced-A Great Lakes (1.44), Double-A Tulsa (1.60), and Triple-A Oklahoma City (1.16)
- With Advanced-A Great Lakes, achieved a 1-1 record (4 ER/25.0 IP) striking out 28 batters against six walks with while holding batters to a .204 average
- With Double-A Tulsa, went 6-4 (13 ER/73.1 IP) in 14 games...kept batters at a .219 average and touted a 1.21 WHIP
- With Triple-A Oklahoma City, posted a 2-1 record with a 1.16 ERA (3 ER/23.1 IP) and 33 strikeouts across six games...held batters to a .169 average
- Tied for ninth in the minors for most strikeouts (168) last season...ranked second on Triple-A Oklahoma City team
- Placed 77th on Major League Baseball's Top 100 Prospects list...a top ten Los Angeles Dodgers prospect (seventh)
- Was named a 2022 MiLB.com Organization All-Star

2021

- Pitched for the Single-A Rancho Cucamonga Quakes and High-A Great Lakes Loons...promoted to Single-A on May 4 and then to High-A on August 17
- Went 2-2 on the season with a 3.76 ERA (38 ER/91.0 IP) across 23 games (22 starts)...struck out 138 batters, giving up 87 hits, 44 runs, and seven homers
- Assigned to and made his first professional debut with Single-A Rancho Cucamonga Quakes on May 4...spun 3.0 innings, only giving up one hit, a walk, and whiffing six batters against the Inland Empire 66ers
- Produced a 1-2 record and 3.73 ERA (29 ER/70.0 IP) in 18 games (17 starts) with the Single-A Quakes...allowed 69 hits, 25 runs, and five longballs
- Made good on his High-A promotion having gone 1-0 with a 3.86 ERA (9 ER/21.0 IP)
- Overall held batters to a .234 average...kept righties to .292 average and lefties to a .196

2020

- No minor league season...assigned to Rookie-level AZL Dodgers

Personal

Gavin Blaine Stone...son of Kerry and Jennifer Stone...went 9-6 with a 2.42 ERA in 36 games across three seasons at Central Arkansas...picked up in the fifth round (159th overall) by the Los Angeles Dodgers in the 2020 Major League Baseball Draft...has three brothers Kollin, Chandler and Maddox Stone...Kollin was a pitcher at Arkansas State University and signed with Billings Mustangs in 2021

Career Pitching Record																			
Year	Team	W-L	ERA	G	GS	CG	SHO	SV	IP	H	R	ER	HR	HB	BB	SO	WP	BK	AVG
2021	Rancho Cucamonga	1-2	3.73	18	17	0	0	0	70.0	69	35	29	5	1	20	101	9	0	.253
	Great Lakes	1-0	3.86	5	5	0	0	0	21.0	18	9	9	2	0	5	37	0	1	.234
2022	Great Lakes	1-1	1.44	6	6	0	0	0	25.0	19	5	4	1	1	6	28	0	0	.204
	Tulsa	6-4	1.60	14	13	0	0	0	73.1	59	16	13	1	0	30	107	3	0	.219
2023	Oklahoma City	2-1	1.16	6	6	0	0	0	23.1	14	5	3	1	2	8	33	1	0	.169
	Oklahoma City	7-4	4.74	21	19	0	0	0	100.2	86	56	53	12	1	46	120	5	0	.226
2024	LOS ANGELES	1-1	9.00	8	4	0	0	1	31.0	46	32	31	8	2	13	22	0	0	.338
	LOS ANGELES	11-5	3.53	25	25	1	1	0	140.1	133	55	55	18	2	37	116	9	0	.248
Major League - 2 years		12-6	4.52	33	29	0	0	1	171.1	179	87	86	26	4	50	138	9	0	.226
Dodger Totals- 2 years		12-6	4.52	33	29	0	0	1	171.1	179	87	86	26	4	50	138	9	0	.226
Minor League- 3 years		18-12	3.19	70	66	0	0	0	313.1	265	126	111	22	5	115	416	18	1	.225

Career Single-Game Bests	
Low-Hit Complete Game:	4, June 27, 2024 at CWS
Most Innings Pitched Starter:	9.0, June 27, 2024 at CWS
Most Innings Pitched Reliever:	6.0, August 27, 2023 at BOS
Most Earned Runs Allowed:	7, 2x, last, September 11, 2023 vs. SD
Most Strikeouts:	10, August 19, 2024 vs. SEA
Most Walks:	5, 2x, last, April 20, 2024 vs. NYM
Longest Winning Streak:	5, May 28 - June 6, 2024
Longest Losing Streak:	3, July 10 - August 2, 2024

Career Fielding Record							
Position	PCT	G	PO	A	E	TC	DP
Pitcher	1.000	33	18	15	0	33	2

Career Transactions
• June 11, 2020: Drafted by the Los Angeles Dodgers in the 5th round of the 2020 amateur draft. Player signed June 17, 2020.

Injured List
• September 6 - November 4, 2024 (right shoulder inflammation)



Chris TAYLOR

IF/OF | 3

@ctaylor_3

Bats: Right **Throws:** Right

Height: 6-1 **Weight:** 196

Opening Day Age: 34

Born: August 29, 1990 in Virginia Beach, VA

Resides: Los Angeles, CA

Acquired: Via trade with Seattle on June 19, 2016

ML Service: 9.037

MLB Debut: July 24, 2014



Career Highlights

* 34-year-old infielder/outfielder enters his 12th big league season and his ninth year with the Dodgers after signing a four-year contract in December 2021

* Has a career .250/.329/.423 slashline with 193 doubles, 31 triples, 108 home runs and 431 RBI in 1,065 games with the Mariners (2014-16) and Dodgers (2016-24)

* Spent the beginning of his big league career playing in the infield with 290 games at shortstop, 170 games at second base and 91 games at third base, but transitioned into an outfield role during the 2017 season; splitting time between center field (209 games) left field (362 games), and right field (21 games)...2019 marked his first season seeing time in right field for three games during September...as an infielder he has posted a .962 career fielding percentage, compared to a .987 fielding percentage as an outfielder

* Knocked his 100th career home run via a grand slam June 15, 2023...only player to hit a grand slam for both his first and 100th career home runs

* Named Dodgers' 2023 Roberto Clemente Award nominee...he and his wife started the CT3 Foundation which has raised hundreds of thousands of dollars for children with life-altering conditions and those vulnerable in both Los Angeles and Virginia Beach, Chris' hometown

* Blasted his sixth-career Postseason homer and his first Postseason walk-off homer with a two-run shot to win the Wild Card game on October 6, 2021 vs. STL

* Was named to his first All-Star team in 2021 after posting a .277/.382/.452 slashline with 15 doubles, three triples, ten home runs, and 46 RBI before the Midsummer Classic...was also named the 2021 Roy Campanella Award winner for the Dodgers

* Named co-MVP of the 2017 NLCS with Justin Turner, after hitting .316 (6-for-19) with five runs, one double, one triple, two home runs and three RBI paired with a 1.248 OPS in five games

* Made his Major League debut on July 24, 2014 against the Orioles, making the start at shortstop and collecting his first big league hit on the same day, a single in the fifth inning off of Wei-Yin Chen

* Slugged a grand slam home run in the sixth inning off of Silvino Bracho on July 15, 2016 at Arizona for his first career big league homer...also recorded single-game career-highs in RBI (6) and extra-base hits (3), while tying a career-best in runs (3)

* Selected by the Seattle Mariners in the fifth round of the 2012 First-Year Player Draft out of University of Virginia

Year-By-Year

2024

- Slashed .202/.298/.300 with seven doubles, four home runs and 23 RBI in 87 games
- Played his best ball in Sept., slashing .303/.356/.409 in 17 games with one home run and eight RBI
- Missed July 25-Aug. 22 with a left groin strain
- Appeared in 13 Postseason games, hitting .231 (3-for-13) with a stolen base off of the bench

2023

- Played in 117 games, slashing .237/.326/.420/.746 with 51 runs, 15 doubles, one triple, 15 home runs, and 56 RBI...swiped 16 bases, his most since 2017 (17)
 - Knocked his 100th career home run via a grand slam June 15...only player to hit a grand slam for both his first and 100th career home runs
 - Collected his third career walk off hit and RBI on September 24 against the Giants with a 10th inning RBI single off RHP Camilo Doval
 - Named Dodgers' 2023 Roberto Clemente Award nominee...he and his wife started the CT3 Foundation which has raised hundreds of thousands of dollars for children with life-altering conditions and those vulnerable in both Los Angeles and Virginia Beach, Chris' hometown
 - Played all around the diamond but spent most of his time in left field, posting a .989 fielding percentage in 346.1 innings, making just one error in 89 total chances, along with four assists
- Provided most of his power on the road, slashing .219/.315/.421/.736 along with 10 homers and 34 RBI in 62 road games...hit five homers and 22 RBI in 55 home games...slugged with bases loaded, hitting .368 (7-for-19) with two homers and 19 RBI...performed much better after the All-Star break, garnering a .266/.371/.387 slashline with nine doubles, four homers and 30 RBI compared to a .206/.275/.455 performance in the first half...smashed a multi-homer game on May 28, finishing the day 3-for-3 with three runs, two home runs, two RBI and one walk

2022

- Played in 118 games, slashing .221/.304/.373/.667 with 45 runs, 25 doubles, three triples, 10 home runs, and 43 RBI...walked 43 times and struck out 160 times
 - Was a defensive threat at multiple positions, playing second base (22 G, 18 GS), third base (3 G), shortstop (1 G), left field (80 G, 71 GS), center field (10 G, 9 GS), and right field (10 G, 7 GS)...committed just two errors over 118 games
 - Fared well both at home and on the road offensively, slashing .217/.312/.372 at Dodger Stadium and .225/.297/.374 at visiting ball parks...hit starting pitchers better than relievers, averaging .244 and .197 respectively
 - Recorded three different five-game hit streaks: May 23 – 27, May 30 – June 3, Aug. 13 – 17...tallied four home runs and 10 RBI cumulatively
 - Collected a season-high three hits four different times: May 26 at ARI, June 21 at CIN, June 26 at ATL, Sept. 30 vs. COL...totaled four doubles and three RBI during the span
 - Spent some time on the Injured List rehabbing a left foot fracture from July 5 to August 4...played two games with Triple-A Oklahoma City while recuperating, going 3-for-7 with two home runs and three RBI
- Hit a triple on three separate occasions: April 12 at MIN, May 23 at WSH, May 27 at ARI...swiped 10 bases in 11 chances, his second straight season with double-digit steals...had his best month in April, slashing .290/.361/.452 with five doubles and nine RBI across 18 games...collected three walks on Sept. 2 against SD and scored three runs on May 13 vs. PHI...slashed .600/.667/.933 with runners at 2nd and 3rd base in nine separate games...swung the bat well during extra-inning games, batting .333 in three different outings...played in two Postseason games in the NLDS, failing to record a hit in seven at-bats

2021

- Played in 148 games, producing a .254/.344/.438 slashline with a career-high 92 runs, 25 doubles, four triples, 20 home runs and career-high 73 RBI
- Led the team in stolen bases (13) and was tied for first with four triples with Gavin Lux...ranked among the team's top offensive producers in multiple categories: average (.254, 3rd), hits (129, 2nd), runs (92, 3rd), doubles (25, 4th), total bases (222, 4th), RBI (73, 4th), on-base percentage (.344, 4th), slugging (.438, 4th), and OPS (.782, 4th)
- Saw time at second base (46 G, 33 GS), shortstop (23 G, 19 GS), third base (11 G, 9 GS), left field (30 G, 16 GS), center field (61 G, 48 GS), and right field (8 G, 7 GS), committing just 12 errors in 148 total chances...produced a .956 fielding percentage
- Blasted his sixth-career Postseason homer and his first Postseason walk-off homer with a two-run shot to win the Wild Card game on October 6, 2021 vs. STL
- Was named to his first All-Star team after posting a .277/.382/.452 slashline with 15 doubles, three triples, ten home runs, and 46 RBI before the Midsummer Classic and went 0-for-2 in the game...was also named the Roy Campanella Award winner for the Dodgers
- Had a stellar postseason, slashing .351 (13-for-37)/.419/.784 with nine runs, four doubles, and four home runs for 12 RBI...went 4-for-5 against Atlanta in Game 5 of the NLCS
- Had a 14-pitch at-bat May 31 vs. STL that resulted in a three-run double...was a career-high in pitches faced and the Dodgers' longest at-bat since 2019 (Justin Turner at ARI 8/30/19)
- Scored a career high five runs on May 2 at MIL...was first Dodger to score five runs in a game since Shawn Green scored six on May 23, 2002 at MIL
- Tallied a nine-game hit streak from June 29 - July 9, batting .371 (13-for-35) during that span with five doubles...also had a 16 game on-base streak, occurring from May 1 to May 21

Had identical averages in home games and day games, topping out at .282...had his best month in July, batting .333/.369/.619 in 26 games for 21 runs, seven doubles, seven home runs, and 20 RBI...was incredibly reliable in bases loaded situations, batting .313/.429/.500 in 20 games, going 5-for-16 with 17 RBI...totaled 52 RBI when runners were in scoring position for a .266 average (33-for-124)...batted in every spot of the lineup, batting sixth most often in 49 games...hit starting pitching well, garnering a .267 average (71-for-266) with 15 home runs and 39 RBI...drew three walks on April 4 at Colorado, one shy of his career-high...blasted two home runs in two games just five days apart on July 20 vs. SF and July 25 vs. COL

2020

Was a reliable asset wherever needed, starting double-digit games at shortstop (15), left field (14) and second base (11)...started five times in center field

Surpassed his previous career-high on base percentage by 12 points, finishing the season at .366...hit .270 on the season with eight homers and 32 RBI

Had a great September, batting .296 (24-for-81) six doubles, one triple, six home runs and 23 RBI

Led the Dodgers with two triples and ranked among NL batters in RBI (T-29th) and walks (T-25th, 26)

Had success against right-handed pitchers, batting .296 (40-for-135) with eight doubles, two triples, six home runs and 23 RBI

Finished third on the Dodgers in multi-hit games with 14...also had three multi-hit games in the postseason...hit his fifth career postseason home run in Game 2 of the World Series...finished the postseason with a .207 batting average with four doubles, one homer and three RBI

2019

Appeared in 124 games with 29 doubles, four triples, 12 homers and 52 RBI for a .262/.333/.462 slashline

Saw time at second base (20 games, 13 starts), third base (six games, four starts) and shortstop (39 games, 30 starts) for a total of 65 games on the dirt and 69 contests in the outfield...spent the balance between left field (56 games, 30 starts) and center (20 games, 11 games) with a debut in right field for a trio of starts in September...totaled a combined .957 fielding percentage (11 E/850.1 IP) with a .989 fielding percentage (1 E/409.2 IP) in the outfield...matched his 2017 career-best fielding percentage in the outfield...recorded his lowest error mark of his career in the outfield with just one miscue in 94 total chances...in 60 total chances, tallied a perfect fielding mark in left field with 59 putouts and one assist across a career-high 56 games...ranked fifth in the NL with eight total zone runs as an outfielder...recorded his third consecutive season collecting 25 or more doubles...slashed .309/.377/.545 with 17 doubles, two triples, seven homers and 28 RBI over his last 55 games...recorded an RBI in six straight games from June 23 to 28 for the longest streak in his career...connected for a pair of homers on June 19 vs. San Francisco to set a single-game career high, which he matched on Sept. 2 vs. Colorado

2018

In his third season with the Dodgers, posted career highs in games played (155), runs (85, tied w/ 2017), doubles (35), triples (8) and walks (55)...posted a .254/.331/.444 slashline with 17 home runs, 63 RBI and nine stolen bases

Led the team in runs scored, doubles and triples...ranked among the top 20 in the National League in runs (T-19th), doubles (T-11th), triples (T-4th), extra-base hits (60, T-14th), hit by pitches (9, T-17th), pitches per plate appearances (4.09, 15th), batting average on balls in play (.345, 10th) and WAR (5.0, 13th)

Finished the season strong, slashing .345 (20-for-58)/.433/.586 with 16 runs, five doubles, three homers and nine RBI in his last 25 games since the beginning of September...finished September with the fifth best batting average in the National League, while ranking sixth in the league in OPS and ninth in OBP

Spent the majority of the season at shortstop (81 games, 73 starts), but also saw time at center field (50 games, 32 starts), left field (24 games, 18 starts), second base (12 games, five starts) and third base (eight games, three starts)...posted a .981 fielding percentage as an outfielder (2 E/458.1 IP), while recording a .972 combined fielding percentage overall (12 E/1179.2 IP)...appeared in 74 games as the leadoff hitter, with his three leadoff homers tied for fifth most in the National League...went 5-for-16 (.313) as a pinch-hitter, including stroking second career pinch-hit homer (June 25 vs. CHC)...launched his first career walk-off home run and his second career walk-off hit with a solo shot in the 10th inning on September 18 vs. COL...appeared in 15 postseason games for the Dodgers, batting .282 (11-for-39) with a double, triple, home run and three RBI

2017

In his second season with the Dodgers, he had a breakout year posting a .288/.354/.496 slashline with 85 runs, 35 doubles, five triples, 21 home runs, 72 RBI, 17 stolen bases and 50 walks in 140 games, which were all career-bests

Despite starting the first couple of weeks with Triple-A Oklahoma City, he led the Dodgers in multiple offensive categories, ranking first in doubles (34), triples (5), and stolen bases (17)...also ranked in the top 25 in the National League in batting average (21st), SLG (20th), OPS (.850, 22nd), doubles (T-12th), triples (T-15th), extra-base hits (T-19th), stolen bases (T-15th) and stolen base percentage (81.0%, 4th)

According to Fangraphs.com, he finished 13th in the NL with a 4.7 WAR, which was the third best on the team behind Corey Seager (5.7, 7th NL) and Justin Turner (5.5, 9th NL)

Reached base safely in all 15 postseason games for the Dodgers, hitting .254 (15-for-59) with 12 runs, four doubles, one triple, three homers and seven RBI along with a .889 OPS...named co-MVP of the 2017 NLCS with Justin Turner, after hitting .316 (6-for-19) with five runs, one double, one triple, two home runs and three RBI paired with a 1.248 OPS in five games

Hit .316 (48-for-152, 6th NL) with six homers and 27 RBI from the seventh inning and later...his .368 (28-for-76) average in close and late situations was the best mark in the NL and ranked third in the Majors...in 74 games as the Dodgers leadoff hitter, he posted a .302/.370/.530 slashline with 51 runs, 17 doubles, three triples, 15 homers and 42 RBI along with seven stolen bases...collected three leadoff home runs, which tied for fifth most in the NL...in 70 road games he hit .336 (4th ML) with 14 homers and 47 RBI, compared to a .237 mark with seven homers and 25 RBI at Dodger Stadium...appeared in the outfield a majority of the season, playing 49 games (47 starts) in center field and 48 games (46 starts) in left field, while also playing 22 games (19 starts) at second base, 14 games (10 starts) at third base and eight games (three starts) at third base...posted a .989 fielding percentage (2 E/800.2 IP) in the outfield and recorded seven outfield assists (T-12th NL)...his three grand slam homers tied for the second most in the Majors and tied for most in Dodger franchise history, joining Kal Daniels (1990), Mike Piazza (1998), Adrian Beltre (2004) and Matt Kemp (2009)...went 6-for-10 (.600, 5th ML) with the bases loaded...on July 22 against Atlanta, he went 2-for-2 with a homer and a triple after entering the game in the seventh inning as a defensive replacement and according to the Elias Sports Bureau, he became just the second Dodger player since 1900 to hit a triple and a home run in a game that he did not start in, joining Gordon Windhorn, who accomplished the feat against the Phillies on Sept. 12, 1961...led the game on Sept. 18 at Philadelphia with his first career inside-the-park home run, which was also the club's first inside-the-park home run since 2011 (Trent Oeltjen) and L.A.'s first leadoff inside-the-park homer since manager Dave Roberts did so against the Cubs in 2003.....started the year with Triple-A OKC, where in 10 games he hit .233 (10-for-43) with two doubles, two triples, one homer, and five RBI...recalled on April 19 and spent the rest of the season with Los Angeles

2016

- In 36 combined games with the Mariners and the Dodgers, he hit .213 (13-for-61) with two doubles, two triples, one homer and seven RBI

- Acquired by the Dodgers from Seattle on June 19 in exchange for RHP Zach Lee after playing in just two games with the Mariners, going 1-for-3 with two strikeouts

Made three stints with the Dodgers, batting .207 (12-for-58) and appeared in 10 games (two starts) at third base, seven games (five starts) at second base and five games (four starts) at shortstop...slugged a grand slam in the sixth inning off of Silvino Bracho on July 15 at Arizona for his first career big league homer...also recorded single-game career-highs in runs (3), RBI (6) and extra-base hits (3), while tying a career-best in hits (3)...split time between the Mariners' Triple-A Tacoma and the Dodgers' Triple-A Oklahoma City, posting a combined .322/.397/.474 slashline with 25 doubles, six triples, three homers, 37 RBI and 17 stolen bases in 78 games...hit a combined .395 (30-for-76) with runners in scoring position

2015

- Appeared in 37 games with Seattle between two separate stints (May 4-June 1 and July 2-30), hitting .170 (16-for-94) with three doubles, a triple and an RBI

Began the season on the IL with a fractured triquetrum bone in his right wrist...appeared in 28 games (25 starts) at shortstop, four games (two starts) at second base and one game at third base...spent majority of the season with Triple-A Tacoma, batting .300 with 56 runs, 20 doubles, six triples, four homers, 32 RBI and 16 stolen bases in 86 games...finished the season tying for seventh in on-base percentage (.391) and tied for 12th in triples in the PCL

2014

- Finished the season in the Majors after making his big league debut on July 24, batting .287 with 16 runs, eight doubles, nine RBI and five stolen bases in 47 games with the Mariners

- Recorded a hit in his first 12 starts (.419, 18-for-43), which was the second-longest hit streak for a starter to begin a career in Mariners history

Had his contract selected on July 24 and made his Major League debut against the Orioles on the same day, making the start at shortstop...collected his first big league hit on that day, with a single in the fifth inning off of Wei-Yin Chen...appeared in 75 games with Triple-A Tacoma, posting a .328/.397/.497 slashline with 63 runs, 22 doubles, seven triples, five homers and 37 RBI...tied for sixth in triples in the PCL...selected to the Triple-A PCL mid-season All-Star Game and was honored as Triple-A All-Star Game PCL Top Star, after going 3-for-3 with a pair of doubles...also selected as Baseball America's Triple-A All-Star

2013

- Hit .314 with 108 runs, 28 doubles, 11 triples, eight homers, 60 RBI and 38 stolen bases in 134 combined games with Single-A High Desert and Double-A Jackson

- Led Seattle minor leaguers in hits (165) and was second in stolen bases (38)

Was one of three minor league players to hit over .300 with at least 100 runs, 45 extra-base hits, 30 stolen bases and over a .400 on-base percentage...selected as California League mid-season All-Star and was honored as Mariners Organizational All-Star by MiLB.com

2012

In his first professional season, combined to post a .322/.417/.432 slashline with 31 runs, 12 doubles, a triple, two homers, 22 RBI and 17 stolen bases in 49 games with Single-A Clinton and Single-A Everett

Personal

Christopher Armand Taylor...married to wife Mary, who welcomed son Theo in November 2023...founded the CT3 Foundation in 2020 with wife, Mary, which has grown to raise hundreds of thousands of dollars to support families in their community– directly and through partnerships with inspiring organizations...CT3F makes an impact in Los Angeles and Chris' hometown of Virginia Beach...graduated from Cox (VA) High School in 2009, when he was named the Virginia Class AAA State Player of the Year...played college ball at the University of Virginia (2010-12)... selected by the Seattle Mariners in the fifth round of the 2012 First-Year Player Draft.

Career Batting Record																				
Year	Team	AVG	G	AB	R	H	2B	3B	HR	RBI	SH	SF	HBP	BB	SO	SB	CS	OBP	SLG	E
2012	Clinton	.304	12	46	5	14	0	0	0	4	2	0	3	2	4	4	1	.373	.304	0
	Everett	.328	37	137	26	45	12	1	2	18	0	2	5	21	18	13	5	.430	.474	10
2013	Jackson	.293	67	256	46	75	12	4	1	16	1	1	2	40	55	18	3	.391	.383	18
	High Desert	.335	67	269	62	90	16	7	7	44	0	4	2	44	62	20	2	.426	.524	15
	AZL Peoria	.294	18	68	8	20	4	1	1	5	2	0	0	6	15	5	2	.351	.426	3
2014	SEATTLE	.287	47	136	16	39	8	0	0	9	1	1	2	11	39	5	2	.347	.346	7
	Tacoma	.328	75	302	63	99	22	7	5	37	1	5	3	35	74	14	6	.397	.497	11
2015	SEATTLE	.170	37	94	9	16	3	1	0	1	2	0	0	6	31	3	2	.220	.223	4
	Tacoma	.300	86	343	56	103	20	6	4	32	0	1	2	50	61	16	8	.391	.429	14
2016	LOS ANGELES	.207	34	58	8	12	2	2	1	7	0	0	0	4	13	0	0	.258	.362	1
	SEATTLE	.333	2	3	0	1	0	0	0	0	0	0	0	4	13	0	0	.258	.362	2
	Oklahoma City	.368	15	57	7	21	6	2	0	8	0	0	1	6	16	5	0	.438	.544	0
	Tacoma	.312	63	247	41	77	19	4	3	29	1	1	2	29	49	12	5	.387	.457	13
2017	LOS ANGELES	.288	140	514	85	148	34	5	21	72	0	1	3	50	142	17	4	.354	.496	11
	Oklahoma City	.233	10	43	8	10	2	2	1	5	0	0	1	5	5	1	2	.327	.442	0
2018	LOS ANGELES	.254	155	536	85	136	35	8	17	63	0	4	9	55	178	9	6	.331	.444	12
2019	LOS ANGELES	.262	124	366	52	96	29	4	12	52	2	5	4	37	115	8	0	.333	.462	11
	Rancho Cucamonga	.429	4	14	4	6	0	0	1	5	0	0	0	1	2	0	0	.467	.643	0
2020	LOS ANGELES	.270	56	185	30	50	10	2	8	32	1	0	2	26	55	3	2	.366	.476	2
2021	LOS ANGELES	.254	148	507	92	129	25	4	20	73	1	3	8	63	167	13	1	.344	.438	12
2022	LOS ANGELES	.221	118	402	45	89	25	3	10	43	0	3	5	44	160	10	1	.304	.373	2
	Oklahoma City	.429	2	7	2	3	0	0	2	3	0	0	1	0	0	0	0	.500	1.286	0
2023	LOS ANGELES	.237	117	338	51	80	15	1	15	56	0	1	4	41	125	16	3	.326	.420	5
2024	Rancho Cucamonga	.286	2	7	0	2	0	0	0	3	0	0	0	1	2	0	0	.375	.286	0
	Oklahoma City	.364	3	11	2	4	2	0	0	1	0	0	0	2	3	0	0	.462	.545	0
	LOS ANGELES	.202	87	213	28	43	7	1	4	23	1	2	2	28	76	5	1	.298	.300	2
Major League- 11 years		.250	1065	3352	501	839	193	31	108	431	8	20	39	365	1103	89	22	.329	.433	71
Dodger Totals - 9 years		.251	979	3119	476	783	182	30	108	421	5	19	37	348	1031	81	18	.332	.433	57
Minor League- 10 years		.316	445	1744	323	551	111	33	27	206	5	14	22	238	353	103	32	.402	.464	81

Career Postseason Batting Record																				
Year	Team	AVG	G	AB	R	H	2B	3B	HR	RBI	SH	SF	HBP	BB	SO	SB	CS	OBP	SLG	
2017	NLDS: LAD vs ARI	.231	3	13	3	3	1	0	0	1	0	0	0	2	3	0	0	.333	.308	
	NLCS: LAD vs ChC	.316	5	19	5	6	1	1	2	3	0	0	0	5	2	0	0	.458	.789	
	WS: LAD vs. HOU	.222	7	27	4	6	2	0	1	3	0	0	1	4	5	0	1	.344	.407	
2018	NLDS: LAD vs ATL	.333	3	3	2	1	0	0	1	2	0	0	0	1	0	0	0	.500	1.333	
	NLCS: LAD vs MIL	.364	7	22	4	8	1	1	0	1	0	0	0	4	7	1	0	.462	.500	
	WS: LAD vs. BOS	.143	5	14	0	2	0	0	0	0	0	0	0	4	6	0	0	.333	.143	
2019	NLDS: LAD vs. WAS	.125	5	8	1	1	0	0	0	0	0	0	0	3	4	0	0	.364	.125	
2020	NLWC: LAD vs. MIL	.500	2	6	2	3	1	0	0	0	0	0	0	0	1	0	0	.500	.667	
	NLDS: LAD vs. SD	.000	3	11	1	0	0	0	0	0	0	0	0	2	4	0	0	.154	.000	
	NLCS: LAD vs. ATL	.222	5	18	3	4	2	0	0	0	0	0	0	2	8	0	0	.300	.333	
2021	WS: LAD vs. TB	.217	6	23	2	5	1	0	1	3	0	0	0	1	11	0	0	.250	.391	
	NLWC: LAD vs. STL	.500	1	2	1	1	0	0	1	2	0	0	0	0	0	0	0	.500	2.000	
	NLDS: LAD vs. SF	.143	18	49	10	7	2	0	1	4	0	1	0	10	13	0	0	.283	.245	
2022	NLCS: LAD vs. ATL	.476	6	21	5	10	3	0	3	9	0	0	0	3	7	3	0	.542	1.048	
	NLDS: LAD vs. SD	.000	2	7	0	0	0	0	0	0	0	0	0	0	5	0	0	.000	.000	
	2023 NLDS: LAD vs. ARI	.167	3	6	0	1	0	0	0	1	0	0	0	1	2	0	0	.286	.167	
2024	NLDS: LAD vs. SD	.000	4	4	0	0	0	0	0	0	0	0	0	0	4	0	0	.000	.000	
	NLCS: LAD vs. NYM	.375	4	8	2	3	0	0	0	0	1	0	0	2	1	1	0	.500	.375	
	WS: LAD vs. NYY	.000	5	1	1	0	0	0	0	0	0	0	0	0	0	0	0	.000	.000	
Postseason Totals		.248	67	214	36	53	13	2	9	26	0	1	1	34	67	4	1	.352	.453	
LWC Totals		.500	3	8	3	4	1	0	1	2	0	0	0	0	1	0	0	.500	1.000	
LDS Totals		.121	27	66	10	8	2	0	1	5	0	1	0	11	24	0	0	.244	.197	
LCS Totals		.352	27	88	19	31	7	2	5	13	1	0	0	16	25	5	0	.452	.648	
WS Totals		.200	23	65	7	13	3	0	2	6	0	0	1	9	22	0	1	.307	.338	

Career Single-Game Bests			
Most Hits:	4, 4x, last: June 27, 2019 at COL	Most Stolen Bases:	2, 10x, last, June 20, 2024 at COL
Most RBI:	6, July 15, 2016 at ARI	Most Walks:	4, 2x, last, August 1, 2023 vs. OAK
Most Home Runs:	2, 5x, last, May 28, 2023 at TB	Longest Hitting Streak:	9 games, June 29 - July 8, 2021
Most Runs Scored:	5, May 2, 2021 at MIL	Grand Slams:	6, last, July 17, 2023 at BAL (Baker)

Career Fielding Record							
Position	PCT	G	PO	A	E	TC	DP
Second Base	.970	170	199	284	15	498	68
Third Base	.950	91	35	78	6	119	1
Shortstop	.962	290	300	662	38	1000	106
Left Field	.987	362	514	15	7	536	4
Center Field	.988	209	334	3	4	341	0
Right Field	.964	21	26	1	1	28	1

Career Transactions
<ul style="list-style-type: none"> • June 5, 2012: Drafted by the Seattle Mariners in the 5th round of the 2012 amateur draft. Player signed June 12, 2012. • June 19, 2016: Traded by the Seattle Mariners to the Los Angeles Dodgers for Zach Lee.

Injured List
<ul style="list-style-type: none"> • April 4-18, 2015 (fractured right wrist) • July 15 - August 20, 2019 (left forearm fracture) • June 25 - July 9, 2023 (right knee soreness) • July 25 - August 22, 2024 (left groin strain)



Blake TREINEN

RHP | 49

@Dodgers

Bats: Right **Throws:** Right

Height: 6-5 **Weight:** 225

Opening Day Age: 36

Born: June 30, 1988 in Wichita, KS

Resides: Bellevue, WA

Acquired: Signed as a free agent on December 14, 2020

ML Service: 10.065

MLB Debut: April 12, 2014



Career Highlights

- * Kansas native enters his 11th professional season and fifth with the Dodgers...signed a two-year deal to stay with the Dodgers on December 10, 2024
- * Owns a 43-34 record with a 2.78 ERA (170 ER/549.2 IP) in 499 Major League career games (seven starts) across nine seasons with Washington (2014-17), Oakland (2017-19) and Los Angeles (2020-24)
- * Has tossed scoreless relief in 15 of 23 Postseason appearances, going 2-3 with one save and 4.74 ERA (13 ER/24.2 IP)...he went 2-0 with a 2.19 ERA in nine playoffs games during the 2024 Championship run...was the winning pitcher in Game 5 of the World Series, throwing 2.1 innings of scoreless relief with three strikeouts
- * Recorded a career-best 24.0 scoreless inning streak from August 25, 2018 to April 2, 2019
- * Made his Major League debut on April 12, 2014 against Atlanta, as a member of the Washington Nationals, tossing 2.0 scoreless relief innings while allowing two hits and striking out a batter
- * Earned his first career win on June 28, 2014 at Chicago, after allowing two earned runs on four hits in 5.0 innings
- * Picked up his first career save on July 27, 2016, recording the final two outs of the game against Cleveland on only four pitches
- * Selected by the Oakland Athletics in the seventh round of the 2011 First-Year Player Draft out of South Dakota State

Year-By-Year

2024

- Appeared in 50 games out of the bullpen, going 7-3 and one save with a 1.93 ERA (10 ER/46.2 IP)...struck out 56 batters against 11 walks with a 0.94 WHIP
- Was out from March 19-May 5 with a bruised lung and August 5-21 with left hip discomfort
- In 24 games after the All-Star break, went 5-1 with a 1.57 ERA (4 ER/23.0 IP) with 27 strikeouts against four walks
- Went 2-0 with a 2.19 ERA (3 ER/12.1 IP) in nine games with three saves...picked up the save in Game 5 of the NLDS against SD, tossing 1.2 scoreless innings and giving up one hit and two walks while striking out three
- Tossed a season-high 2.1 innings in Game 5 of the World Series against NYY, giving up only one hit and one walk while striking out three...his longest outing since 2.0 innings on Oct. 21, 2021

2023

- Did not pitch in the Majors while rehabbing a shoulder injury
- Started the year on the IL, recovering from shoulder surgery before making his season debut with Rookie-Level ACL Dodgers on August 22, striking out two in one inning on seven pitches
- In two games with Triple-A Oklahoma City, he went 0-1 with a 20.25 ERA (3 ER/1.1 IP) to end the season

2022

- Went 1-1 on the season in five games, clocking a 1.80 ERA (1 ER/5.0 IP) and holding hitters to a .063 batting average...ended the season with an 0.40 WHIP and a 10.80 strikeout-per-nine mark with the Dodgers
- Appeared in seven games with Triple-A Oklahoma City on a rehab assignment for a right-arm injury, registering a 0-0 record and a 4.50 ERA (3 ER/6.0 IP) in seven games...recorded three holds and nine strikeouts while holding batters to a .296 average

- Underwent surgery in November to fix the labrum and rotator cuff in his right shoulder

Was on the injured list from April to September due to a partial tear in the capsule of his right shoulder, then went back on the IL after pitching in two games with right shoulder tightness...tossed four scoreless innings for the Dodgers...pitched in one inning of the NLDS vs. the Padres, giving up a home run to Jake Cronenworth

2021

- Wrapped up the 2021 season with a 6-5 record and seven saves to go with a 1.99 ERA (16 ER/72.1 IP) and 0.98 WHIP
- Limited hitters to a .179/.259/.253 slashline...allowed just five longballs in 257 at-bats
- Struck out the most batters (85) since the 2018 season and walked just 25...registered a 10.6 strikeout-per-nine mark
- Was dominant in the month of July, not allowing a walk in ten straight appearances from July 3 to July 24 while striking out 12 batters and not allowing an earned run to score...did not allow a hit across seven games from July 11 – 27 and kept hitters to a .093 average
- Kept the opposition to a .111/.198/.153 slashline with runners in scoring position, striking out 28 of 72 batters
- Appeared in eight Postseason games, producing a 0-1 record with a 2.08 ERA (2 ER/8.2 IP) with eight strikeouts and just two walks

Was a force at home, producing a 5-2 record over 37 games for a 2.48 ERA (10 ER/36.1 IP)...registered his highest strikeout ratio percentage since 2018 at 29.7%...tossed 1.2 innings twice this year (6/9 at PIT, 6/25 vs. CHC), striking out three total batters...struck out three batters in six separate appearances...earned three of his five wins in August, garnering a 1.23 ERA (2 ER/14.2 IP)

2020

- Tied for the team lead with 27 relief appearances in his first year with Los Angeles, going 3-3 with one save and a 3.86 ERA...ranked fifth among MLB relievers with a 65.3 ground ball percentage
- In his primary role as a setup man, posted a 1.02 ERA (2 ER/17.2 IP) in 23 appearances in the 7th and 8th innings
- Was dominant to open the season, allowing just two earned runs in 17.1 innings (1.04 ERA) in his first 17 appearances through Sept. 3...limited opponents to a .169 batting average (10-for-59) with a 0.98 WHIP in that span
- Of his 14 inherited runners, only four scored (28.6%), tying for the 16th best percentage in the NL...limited opposing hitters to a .200 batting average (7-for-35) with runners in scoring position
- Made a team high 11 appearances during the Postseason, helping to lead the Dodgers to a title...limited hitters to a .214 batting average (9-for-42) with a 0.88 WHIP, stranding all four inherited runners...went 1-1 and picked up the same in World Series Game 5, while allowed six runs in 11.1 innings (4.76 ERA)

2019

- Went 6-5 with a 4.91 ERA (32 ER/58.2 IP) in 57 games, striking out 59 batters against 37 walks while posting a 1.62 WHIP
- Finished the season tied for 12th among American League pitchers in saves, converting 16 of 21 save opportunities
- His six wins tied for fifth most among American League relievers

Held opponents to a .257 average, including a .259 mark against right-handed batters and a .254 batting average against lefties...had 12 relief appearances of more than 1.0 inning, including four outings of 2.0 innings... went 0-2 with three saves and a 3.20 ERA (7 ER/19.2 IP) in appearances of 1.1 or more innings...was placed on the 10-Day IL with a strained right shoulder from June 23 to July 3

2018

- Went 9-2 with a career-high 38 saves, a career-low 0.78 ERA (7 ER/80.1 IP) and a career-high 100 strikeouts
- Led American League relievers in ERA and win percentage (.818) and ranked among leaders in saves (3rd), wins (2nd), innings pitched (5th, 80.1), strikeouts (5th) and WHIP (2nd, 0.83)
- Became the first pitcher in Major League history to save 30 games, compile an ERA under 1.00 and strikeout 100 batters...the ERA was the lowest in Major League history among pitchers with 80 or more innings since the earned run became an official stat (1912 in NL, 1913 in AL)

Was named Major League Relief Pitcher of the Year by Baseball Digest and was named as the reliever on the Baseball America All-Star Team...was named to his first All-Star Game after going 5-2 with 24 saves and a 0.94 ERA (5 ER/48.0 IP) in 40 first-half games...limited right-handed batters to a .124 batting average, the best mark among Major League relievers (min. 50.0 IP)... his .192 opponent's batting average against lefties ranked 19th among American League relievers... his overall .158 opponent's batting average was fourth-best among American League relief pitchers

2017

- Combined to go 3-6 with 16 saves and a 3.94 ERA (33 ER/75.2 IP) in 72 games with Washington and Oakland
- Was acquired by Oakland from Washington in the Sean Doolittle/Ryan Madson trade on July 16 ...went 3-4 with a 2.13 ERA in 35 appearances with Oakland and his ERA was third lowest in the American League among pitchers with more than 35 innings from July 17 through the end of the season
- Converted 16-of-21 (76.2%) save opportunities and tied for third among Major League relievers in grounded into double plays (12)... 11 of his 12 GDP were against righties

Yielded a .274 opponents batting average, including .252 against right-handed hitters and .302 against left-handers... tossed a season-high 2.0 innings May 2 against Arizona, his first of seven games of two or more innings...had surgery

to remove a cyst on his right middle finger Oct. 6...the surgery was performed by Dr. McPherson Beall in Portland, Oregon

2016

- Pitched in a career-high 73 games, posting a 4-1 record with a save and a 2.28 ERA (17 ER/67.0 IP) while allowing a career-low 51 hits and striking out 64 batters
- Ranked among National League relievers in ERA (8th), holds (12th, 22) and games played (T-12th)
- Led NL relievers and ranked third in the majors in ground ball percentage (66.5%)...induced 17 double plays, which was the most in the majors among relievers

Recorded a 0.68 ERA with 14 strikeouts, four walks, 10 hits and seven holds in his final 15 games of the regular season...tossed 16.1 consecutive scoreless innings from May 15 to June 24...recorded his first career save, June 27 at Cleveland (0.2 IP)...made his first appearance in the postseason...earned the win in Game 2 of the NLDS against Los Angeles (1.1 IP, 2 SO)

2015

- Made his first Opening Day roster in his first full season as a reliever, going 2-5 with a 3.86 ERA (29 ER/67.2 IP) while posting a 1.39 WHIP and striking out 65 batters
- Induced ground balls at a rate of 63.8 percent (5th in NL) and ranked 11th in the majors in fastball velocity (96.4 mph)

Held right-handed batters to a .187/.276/.216 line while surrendering just two extra base hits (double, home run) in 134 at bats...was optioned to Triple-A Syracuse July 20 and recalled Aug. 6...struck out 14 in 12.0 scoreless innings of relief spanning five games...upon his return to Washington, tossed scoreless relief in next 12 games (13.0 IP)...struck out 12, walked two and posted a 0.69 WHIP over that stretch

2014

- Enjoyed six separate stints with the Nationals in 2014 despite never having pitched above Double-A entering the 2014 season
- Was 1-3 with a 3.00 ERA in seven starts for Washington

Made his Major League debut April 12 at Atlanta with 2.0 scoreless innings...tossed 5.0 innings of two-run ball to earn his first career win on June 28 at Chicago-NL (G2)...went 8-2 with a 3.35 ERA in 16 International League starts for Triple-A Syracuse...fanned 7.1 batters per nine innings and walked just 2.2 batters per nine innings at Triple-A

2013

Combined on a 3.47 ERA in 23 games (22 starts) for Double-A Harrisburg and short-season Single-A Auburn in his third professional season...struck out 93 batters in 124.2 innings...was traded to Washington in a three-team, five-player deal prior to the 2013 season

2012

Began his conversion to a starting role, going 6-6 with a 4.70 ERA in 15 starts for Stockton of the Single-A California League...struck out a career-best 10 on June 12 vs. Bakersfield...posted a 2.08 ERA in nine relief appearances, fanning 14 in 13.0 innings out of the bullpen...registered a 4.0 strikeout-to-walk ratio (92 SO, 23 BB)

2011

Posted a win, two saves, a 3.67 ERA and allowed only one homer in his 30.0-inning pro debut with Burlington of the Single-A Midwest League and the Athletics' Arizona Rookie League club

Personal

Blake M. Treinen...he and his wife, Kati, have two daughters, Addison and Crue...pitched collegiately as a walk-on and graduated from South Dakota State University...went 10-4 with a 4.46 ERA in 25 career starts spanning two seasons (2010-11) for the Jackrabbits...struck out 9.4 batters per 9.0 innings at SDSU...before his arrival in Brookings, SD, studied at the University of Arkansas and Baker (KS) University...was member of Baker's JV squad...attempted to try out at Arkansas, but school did not have a program for walk-ons...was forced to sit out 2009 campaign while transferring from Arkansas to South Dakota State...graduated from Osage City (KS) High School...during 2016 Spring Training, garnered attention as the subject of a clue on "Jeopardy," The Nationals' Blake Treinen hit 100 miles per hour with this type of pitch that gets its name from its downward motion (answer: "What is a sinker?")

Career Pitching Record																			
Year	Team	W-L	ERA	G	GS	CG	SHO	SV	IP	H	R	ER	HR	HB	BB	SO	WP	BK	AVG
2011	Burlington	1-1	3.67	18	0	0	0	2	27.0	20	13	11	1	1	7	29	2	0	.202
	AZL Athletics	0-0	0.00	3	0	0	0	0	3.0	3	0	0	0	0	1	7	0	0	.250
2012	Stockton	7-7	4.37	24	15	1	0	0	103.0	116	60	50	11	4	23	92	5	0	.278
2013	Harrisburg	6-7	3.64	21	20	0	0	0	118.2	125	54	48	9	4	33	86	8	1	.269
	Auburn	0-0	0.00	2	2	0	0	0	6.0	1	0	0	0	0	0	7	0	0	.056
2014	WASHINGTON	2-3	2.49	15	7	0	0	0	50.2	57	17	14	1	2	13	30	1	0	.286
	Syracuse	8-2	3.35	16	16	0	0	0	80.2	78	34	30	4	4	20	64	2	0	.253
2015	WASHINGTON	2-5	3.86	60	0	0	0	0	67.2	62	32	29	4	2	32	65	4	0	.254
	Syracuse	0-0	0.00	5	0	0	0	0	12.0	6	0	0	0	0	1	14	3	0	.143
2016	WASHINGTON	4-1	2.28	73	0	0	0	1	67.0	51	19	17	5	0	31	63	1	0	.224
2017	OAKLAND	3-4	2.13	35	0	0	0	13	38.0	32	11	9	3	2	12	42	3	0	.225
	WASHINGTON	0-2	5.73	37	0	0	0	3	37.2	48	24	24	3	3	13	32	1	0	.320
2018	OAKLAND	9-2	0.78	68	0	0	0	38	80.1	46	12	7	2	1	37	59	1	0	.158
2019	OAKLAND	6-5	4.91	57	0	0	0	16	58.2	58	33	32	9	1	37	59	1	0	.257
	Las Vegas	1-0	27.0	1	0	0	0	0	1.0	4	3	3	2	0	0	0	0	0	.667
2020	LOS ANGELES	3-3	3.86	27	0	0	0	1	25.2	23	15	11	1	2	8	22	2	0	.240
2021	LOS ANGELES	6-5	1.99	72	0	0	0	7	72.1	46	20	16	5	3	25	85	3	0	.179
2022	LOS ANGELES	1-1	1.80	5	0	0	0	0	5.0	1	1	1	1	0	1	6	0	0	.063
	Oklahoma City	0-0	4.50	7	0	0	0	0	6.0	8	5	3	0	1	1	9	1	0	.296
2023	ACL Dodgers	0-0	0.00	1	1	0	0	0	1.0	0	0	0	0	0	0	2	0	0	.000
	Oklahoma City	0-1	20.25	2	0	0	0	0	1.1	2	3	3	0	1	1	0	1	0	.333
2024	Tulsa	0-0	0.00	1	0	0	0	0	1.0	0	0	0	0	0	0	3	0	0	.000
	Oklahoma City	0-0	10.38	5	2	0	0	0	4.1	8	5	5	0	0	0	6	0	0	.400
	LOS ANGELES	7-3	1.93	50	0	0	0	1	46.2	33	11	10	5	2	11	56	1	0	.194
Major League - 10 years		43-34	2.78	499	7	0	0	80	549.2	457	195	170	39	18	204	560	23	0	.226
Dodger Totals - 4 years		17-12	2.29	154	0	0	0	9	149.2	103	47	38	12	7	45	169	6	0	.191
Minor League - 9 years		23-18	3.77	106	55	1	0	2	365.0	371	177	153	27	15	87	319	21	1	.260

Career Postseason Pitching Record																			
Year	Team	W-L	ERA	G	GS	CG	SHO	SV	IP	H	R	ER	HR	HBP	BB	SO	WP	BK	
2016	NLDS: WAS vs. LAD	1-1	6.75	3	0	0	0	0	2.2	3	2	2	0	1	0	5	0	0	
2018	ALWC: OAK vs. NYY	0-0	13.50	1	0	0	0	0	2.0	2	3	3	1	0	2	0	0	0	
2020	NLWC: LAD vs. MIL	0-0	0.00	1	0	0	0	0	1.0	1	0	0	0	0	0	1	0	0	
	NLDS: LAD vs. SD	0-0	0.00	3	0	0	0	0	2.1	1	0	0	0	1	0	2	0	0	
	NLCS: LAD vs. ATL	1-1	6.75	4	0	0	0	0	5.1	5	4	4	1	0	0	2	1	0	
	WS: LAD vs. TB	0-0	6.75	3	0	0	0	1	2.2	2	2	2	0	0	1	5	0	0	
	NLWC: LAD vs. STL	0-0	0.00	1	0	0	0	0	1.2	1	0	0	0	0	1	1	0	0	
2021	NLDS: LAD vs. SF	0-0	2.70	3	0	0	0	0	3.1	1	1	1	0	0	0	5	0	0	
	NLCS: LAD vs. SF	0-1	2.45	4	0	0	0	0	3.2	3	1	1	0	0	1	2	0	0	
	NLDS: LAD vs. SD	0-0	9.00	1	0	0	0	0	1.0	1	1	1	1	0	2	1	0	0	
2022	NLDS: LAD vs. SD	0-0	0.00	3	0	0	0	2	3.2	3	0	0	0	0	2	4	0	0	
	NLCS: LAD vs. NYM	0-0	2.08	3	0	0	0	1	4.1	4	1	1	0	0	0	7	0	0	
2024	WS: LAD vs. NYY	2-0	4.15	3	0	0	0	0	4.1	5	2	2	0	1	2	7	1	0	
	Postseason Totals	4-3	4.03	33	0	0	0	4	38.0	32	17	17	3	3	11	42	2	0	
LWC Totals		0-0	5.79	3	0	0	0	0	4.2	4	3	3	1	0	3	2	0	0	
LDS Totals		1-1	2.77	13	0	0	0	2	13.0	9	4	4	1	2	2	13	0	0	
LCS Totals		1-2	4.05	11	0	0	0	1	13.1	12	6	6	1	0	1	11	1	0	
WS Totals		2-0	5.14	6	0	0	0	1	7.0	7	4	4	0	0	3	12	1	0	

Career Single-Game Bests

Low-Hit Complete Game:	None	Most Strikeouts:	6, May 14, 2015 at SD
Most Innings Pitched - Starter:	6.0 IP, June 7, 2014 at SD	Most Walks:	5, May 22, 2014 at PIT
Most Innings Pitched - Reliever:	5.0 IP, May 14, 2015 at SD	Longest Winning Streak:	4 games, July 20 - August 1, 2019
Most Earned Runs Allowed:	5, August 24, 2016 vs. BAL	Longest Losing Streak:	4 games, August 16 - September 5, 2017

Career Fielding Record							
Position	PCT	G	PO	A	E	TC	DP
Pitcher	.931	499	31	77	8	116	3

Career Transactions

- June 7, 2011: Drafted by the Oakland Athletics in the 7th round of the 2011 amateur draft. Player signed June 14, 2011.
- January 16, 2013: Traded as part of a 3-team trade by the Oakland Athletics with a player to be named later and A.J. Cole to the Washington Nationals. The Seattle Mariners sent John Jaso to the Oakland Athletics. The Washington Nationals sent Mike Morse to the Seattle Mariners. The Oakland Athletics sent Ian Krol (March 20, 2013) to the Washington Nationals to complete the trade.
- July 16, 2017: Traded by the Washington Nationals with Jesus Luzardo and Sheldon Neuse to the Oakland Athletics for Sean Doolittle and Ryan Madson.
- December 14, 2019: Signed a one-year contract with Los Angeles
- January 5, 2021: Signed a two-year contract with Los Angeles
- December 10, 2024: Signed a two-year contract with Los Angeles

Injured List

- June 23 – July 3, 2019 (shoulder strain)
- May 17 - Sept. 2, 2022 (right shoulder tightness)
- Sept. 10 - Oct. 6, 2022 (right shoulder tightness)
- February 16 - November 11, 2023 (recovery right shoulder surgery)
- March 19 - May 5, 2024 (bruised lung)
- August 5 - 21, 2024 (left hip discomfort)



Alex
VESIA

LHP | 51

@alexvesia

Bats: Left **Throws:** Left

Height: 6-1 **Weight:** 210

Opening Day Age: 28

Born: April 11, 1996 in Alpine, CA

Resides: Litchfield, AZ

Acquired: Trade from Miami on February 12, 2021

ML Service: 4.103

MLB Debut: July 25, 2020



Career Summary

* Left-handed reliever enters his fifth year with Los Angeles after solidifying himself as a dependable southpaw out of the bullpen...was acquired from Miami in February 2020 in a trade for Dylan Floro

* As a Major Leaguer, owns a 15-11 record with eight saves and a 2.89 ERA (69 ER/214.2 IP)...has struck out 289 batters against 103 walks and limited hitters to a .189 average

* Earned his first win on July 31, 2021 at Arizona, tossing a scoreless inning of relief

* Recorded his first Major League save on September 21, 2021 at COL after pitching 0.1 innings in relief

* Made his first career start, going 1.0 scoreless innings, giving one hit while striking out two in the no decision against LAA on July 8, 2023

* Has pitched especially well at home ball parks, allowing just 56 hits with 108 strikeouts and holding opponents to a .200 average over 76.1 IP (83 G)

* Earned a one-pitch save in Game 2 of the 2024 World Series, the first in World Series history

* Saw his first Postseason action in 2021 in both the NLDS and NLCS...posted a 0-0 record in 19 career Postseason games with a 1.23 ERA (2 ER/14.2 IP) and 19 strikeouts

* Made his MLB debut on July 25, 2020 at PHI as a member of the Marlins organization...allowing two runs in 0.2 innings and despite taking the loss, he struck out the first big league hitter he faced, Didi Gregorius

* Was named a MiLB.com Organization All-Star in 2019 as a member of the Marlins system

* Attended Division II Cal State East Bay and was the school's all-time leader in wins (24) and strikeouts (249)...is the school's highest-ever drafted pitcher

* Selected by Miami in the 17th round of the 2018 First-Year Player Draft and was signed by scout John Hughes

Year-By-Year

2024

• Finished the 2024 season with a 5-4 record and a 1.76 ERA (13 ER/66.1 IP) while holding batters to a .148 average and a .099 WHIP...garnered career-bests in ERA, games (67), saves (5), innings and strikeouts (87) and tying his career-high in wins

• Went 3-0 in 10 September games with a 1.74 ERA (2 ER/10.1 IP)

• Held batters to a .148/.260/.291 with an 11.80 K/9

• Gave up only two hits in seven Postseason games to go 0-0 in 5.2 scoreless innings...missed the NLCS due to injury

• Earned a one-pitch save in Game 2 of the World Series, the first in World Series history

• Struck out a season-high three batters 10 times on the season

2023

• Garnered a 2-5 record with one save and a 4.35 ERA (24 ER/49.2 IP) along with 64 strikeouts and 17 walks

• Produced a better second half, going 2-1 with a 2.54 ERA (8 ER/28.1 IP) and held opponents to a .168 batting average...posted a 0-4 record with a 6.75 ERA (16 ER/21.1 IP) while opponents hit .361 off him in the first half of the season

- Locked down his first and only save of the season on July 6 against the Pirates
- Spent three separate stints in the Minors, going 1-1 with a 3.38 ERA (5 ER/13.1 IP) and 22 strikeouts
- Made his first career start, going 1.0 scoreless innings, giving one hit while striking out two in the no decision on July 8 against the Angels
- Made two appearances in the 2023 NLDS against the Diamondbacks, tossing 2.0 innings, giving up one hit and one run while striking out two

Had his best month in July, going 0-0 with one save and a 1.80 ERA (2 ER/10.0 IP) and 15 strikeouts...notched a season high three strikeouts twice (June 9 at PHI, Sept. 13 vs. SD)...held righties to a .250 average compared to a .279 average against lefties

2022

- Twirled a 5-0 record on the season with a career-low ERA of 2.15 (13 ER/54.1IP)...struck out 79 and walked 24 in 63 games
- Set career-highs in numerous categories during the 2022 season: wins (5), games (53), holds (16), innings pitched (54.1), and strikeouts (79)
- Fanned out 79 batters on the season, the highest of any reliever on the team and sixth highest overall...tied for second-most appearances on the team with 63 (Evan Phillips: 64, Craig Kimbrel: 63)
- Logged his first win of the season on June 22 vs. Cincinnati, pitching one relief inning, allowing one hit, and striking out two
- Recorded his second career save and only on the season July 7 vs. the Cubs, striking out the only batter he faced
- Ended his scoreless streak of 8.2 innings over ten games May 13 vs. PHI
- Appeared in three games of the NLDS, giving up a combined two hits in 2.2 relief innings, walking three and striking out four

Garnered at least one strikeout in 51 of his 63 appearances ...held lefties to an impressive .130 batting average (9-for-69) and righties to .217 (28-for-129)...had his best month in September, going 2-0 with an 0.90 ERA (1 ER/ 10.0 IP) in 10 games, giving up three hits and five walks while punching out 16...amassed a 4-0 record and 1.05 ERA (3 ER/25.2 IP) in the second half of the season...held hitters to a .198 batting average at home and .178 away...struck out the side three times (5/1 vs. DET, 8/21 vs. MIA, 9/22 vs. ARI)

2021

- Was a key piece of the bullpen for majority of the season, amassing a 3-1 record across 41 games for a 2.08 ERA (10 ER/40.0 IP) tagged with 54 punchouts and 22 walks
- Earned his first Major League win on July 31 at Arizona, tossing a scoreless inning of relief
- Was even keeled against both lefties and righties, keeping hitters to a .160/.150 respective average
- Proved to be incredibly effective at home, limiting the opposition to just seven hits and a .097 average across 22 games this season
- Pitched a career-high 2.0 innings twice this season, on May 4 against the Cubs and July 19 versus the Giants...struck out two in each appearance
- Registered his three wins in the second half over 29 games, producing a 0.99 ERA and 0.84 WHIP in those appearances...faced 106 batters and struck out 36 against just 11 walks
- Saw his first Postseason action in Game 1 of the NLDS against San Francisco...totaled a 2.08 ERA (1 ER/4.1 IP) with seven strikeouts and three walks over seven games
- Appeared for Triple-A Oklahoma City from June 7 to July 6...pitched in nine games, fanning 19 batters and allowing just three walks for a 1.00 ERA (1 ER/9.0 IP) during that span

Ranked sixth on the team in amount of games (41) and 11th for strikeouts (11th)...struck out the side four times this season in the Majors (5/16 vs. MIA, 6/2 vs. STL, 8/7 vs. LAA, 9/9 at STL)...fanned four over 1.2 scoreless innings on August 10 against Philadelphia...never allowed a hit with runners on second base, third base, or runners on second and third base...struck out 23 batters and gave up just four hits over 45 at-bats when faced with two outs...kept hitters to a .111 average when runners were in scoring position...had 12 multiple inning appearances

2020

* Saw his first Major League action with the Marlins, allowing 10 runs (nine earned) in 4.1 innings (18.69 ERA) in five relief appearances

* Made his MLB debut on July 25 at Philadelphia, allowing two runs in 0.2 innings and taking the loss in the Marlins' 7-1 defeat...struck out the first big league hitter he faced, Didi Gregorius

Spent the majority of the season at the Alternate Site...placed on the disabled list from Aug. 2-29

2019

* Had a breakout 2019 campaign, combining to go 7-2 with a 1.76 ERA in 38 appearances (one start) across three levels of the Marlins' system...had a dominant stint in Double-A, striking out 25 in 16.1 scoreless innings over nine relief

appearances

* Posted 100 strikeouts against just 19 walks in 66.2 innings

Limited opposing hitters to a .187 average with a .095 WHIP

Following the season, played for Salt River in the Arizona Fall League and tossed 10.1 scoreless innings in nine outings
[2018](#)

* In his first professional action, went 4-0 with a 1.35 ERA in 14 games with the Rookie-level GCL Marlins and short-season Batavia

Posted a .242 opponents' batting average with 38 strikeouts against seven walks in 33.1 innings

Personal

Alexander Victor Vesia...married wife Kayla in January 2024... attended Division II Cal-State East Bay, where he was the school's all-time leader in wins (24) and strikeouts (249)...became the school's highest-ever drafted pitcher...was a recreation management major, and following his Arizona Fall League stint in 2019, interned in the football recruitment office at San Diego State University...selected by Miami in the 17th round of the 2018 First-Year Player Draft and signed by scout John Hughes.

Career Pitching Record																			
Year	Team	W-L	ERA	G	GS	CG	SHO	SV	IP	H	R	ER	HR	HB	BB	SO	WP	BK	AVG
2018	GCL Marlins	1-0	0.00	4	0	0	0	0	8.2	4	1	0	0	1	3	7	0	0	.133
	Batavia	3-0	1.82	10	0	0	0	0	24.2	27	7	5	1	0	4	31	4	0	.276
2019	Clinton	1-2	2.56	19	1	0	0	3	31.2	24	9	9	1	1	17	51	1	0	.207
	Jupiter	4-0	1.93	10	0	0	0	1	18.2	12	4	4	2	1	1	24	1	0	.179
	Jacksonville	2-0	0.00	9	0	0	0	1	16.1	8	0	0	0	2	1	25	0	0	.154
2020	MIAMI	0-1	18.69	5	0	0	0	0	4.1	7	10	9	3	0	7	5	0	0	.350
2021	LOS ANGELES	3-1	2.25	41	0	0	0	1	40.0	17	17	10	6	2	22	54	0	0	.126
	Oklahoma City	0-0	1.00	9	0	0	0	2	9.0	3	1	1	0	1	3	19	0	0	.107
2022	LOS ANGELES	5-0	2.15	63	0	0	0	1	54.1	37	14	13	2	2	24	79	2	0	.187
2023	LOS ANGELES	2-5	4.35	56	1	0	0	1	49.2	52	27	24	7	2	17	64	2	0	.263
	Oklahoma City	1-1	3.38	13	0	0	0	0	13.1	10	6	5	2	0	6	22	1	0	.204
2024	LOS ANGELES	5-4	1.76	67	0	0	0	5	66.1	33	19	13	7	1	33	87	2	0	.148
Major League - 5 years		15-11	2.89	232	1	0	0	8	214.2	146	87	69	25	7	103	289	6	0	.189
Dodger Totals - 3 years		15-10	2.57	227	1	0	0	8	210.1	139	77	60	22	7	96	284	6	0	.184
Minor League- 4 years		12-3	1.77	74	1	0	0	7	122.1	88	28	24	6	6	35	179	7	0	.200

Career Postseason Pitching Record																			
Year	Team	W-L	ERA	G	GS	CG	SHO	SV	IP	H	R	ER	HR	HB	BB	SO	WP	BK	
2021	NLDS: LAD vs. SF	0-0	6.75	2	0	0	0	0	1.1	2	1	1	1	0	0	2	0	0	
	NLCS: LAD vs. ATL	0-0	0.00	5	0	0	0	0	3.0	3	0	0	0	0	3	5	0	0	
2022	NLDS: LAD vs. SD	0-0	0.00	3	0	0	0	0	2.2	2	0	0	0	0	0	3	4	0	0
2023	NLDS: LAD vs. ARI	0-0	4.50	2	0	0	0	0	2.0	1	1	1	1	0	0	2	0	0	
2024	NLDS: LAD vs. SD	0-0	0.00	3	0	0	0	0	3.0	1	0	0	0	0	0	1	4	0	0
	WS: LAD vs. NY	0-0	0.00	4	0	0	0	1	2.2	1	0	0	0	0	1	1	2	0	0
Postseason Totals		0-0	1.23	19	0	0	0	1	14.2	10	2	2	2	1	8	19	0	0	
LDS Totals		0-0	2.00	10	0	0	0	0	9.0	6	2	2	2	0	4	12	0	0	
LCS Totals		0-0	0.00	5	0	0	0	0	3.0	3	0	0	0	0	3	5	0	0	
WS Totals		0-0	0.00	4	0	0	0	1	2.2	1	0	0	0	1	1	2	0	0	

Career Single-Game Bests			
Low-Hit Complete Game:	None	Most Strikeouts:	4, August 10, 2021 at PHI
Most Innings Pitched - Starter:	1.0, July 8, 2023 vs. LAA	Most Walks:	4, May 1, 2021 at MIL
Most Innings Pitched - Reliever:	2.0, 5x, last, September 14, 2024 at ATL	Longest Winning Streak:	8 games, July 31, 2021 - Sept. 28, 2023
Most Earned Runs Allowed:	4, Sept. 9, 2020 at ATL	Longest Losing Streak:	5 games, May 31-Sept. 2, 2023

Career Fielding Record							
Position	PCT	G	PO	A	E	TC	DP
Pitcher	.789	146	2	13	4	19	1

Career Transactions
• June 6, 2018: Drafted by the Miami Marlins in the 17th round of the 2018 amateur draft. Player signed June 16, 2018.
• February 12, 2021: Traded by the Miami Marlins with Kyle Hurt (minors) to the Los Angeles Dodgers for Dylan Floro.

Injured List
• No injuries at the Major League level



Justin

WROBLESKI

LHP | 70

@justin_wroblecki

Bats: Left **Throws:** Left

Height: 6-1 **Weight:** 194

Opening Day Age: 24

Born: July 14, 2000 in Hoffman Estates, IL

Resides: Phoenix, AZ

Acquired: Drafted in the 11th round of the 2021 First-Year Player Draft by the Los Angeles Dodgers out of Oklahoma State University

ML Service: 0.050

MLB Debut: July 7, 2014



Career Highlights

- * Southpaw enters his fourth season in the Dodgers organization after rising through two minor league levels to reach the big-league club in 2024
- * Owns a minor league record of 11-11 with a 3.28 ERA (80 ER/219.2 IP) in 58 games (51 starts) with 239 strikeouts against 71 walks
- * Made his Major League debut on July 7, 2024 vs. MIL, tossing 5.0 innings and giving up five hits, four runs, two home runs and two walks while striking out four in the loss
- * Picked up his first Major League win on Aug. 16 against St. Louis, firing five innings and giving up four hits, four runs, three home runs and two walks while striking out three
- * Earned his first Major League save on Sept. 28, 2024 at COL, tossing 4.0 scoreless innings while giving up two hits and two walks while striking out four
- * Awarded Midwest League Pitcher of the Month in June 2023, going 3-1 with a 1.09 ERA (3 ER/24.2 IP) in five starts...held batters to a .195 average with a 0.93 WHIP
- * Named a 2023 MiLB.com Organization All-Star, as well as a Midwest League Post-Season All-Star
- * Drafted in the 11th round of the 2021 First-Year Player Draft by the Los Angeles Dodgers out of Oklahoma State University

Year-By-Year

2024

- Began the season with Double-A Tulsa, going 5-2 with a 3.06 ERA (23 ER/67.2 IP) in 13 starts with 62 strikeouts against 13 walks
- Promoted to Triple-A Oklahoma City on June 22...played in seven games (five starts) for a 1-2 record with a 5.46 ERA (17 ER/28.0 IP) in five stints
- Made his Major League debut on July 7 vs. MIL, tossing 5.0 innings and giving up five hits, four runs, two home runs and two walks while striking out four in the loss...earned his first Major League win on Aug. 16 against St. Louis, firing five innings and giving up four hits, four runs, three home runs and two walks while striking out three
- Picked up his first Major League save on Sept. 28 at COL, tossing 4.0 scoreless innings while giving up two hits and two walks while striking out four
- Finished his first Major League action going 1-2 with a 5.70 ERA (23 ER/36.1 IP) in eight games (six starts)

2023

- Spent the entirety of the season with Advanced-A Great Lakes, throwing a 4-4 record with a 2.90 ERA (33 ER/102.1 IP) in 25 games (23 starts)
- Awarded Midwest League Pitcher of the Month in June, going 3-1 with a 1.09 ERA (3 ER/24.2 IP) in five starts...held batters to a .195 average with a 0.93 WHIP
- Named a MiLB.com Organization All-Star, as well as a Midwest League Post-Season All-Star

2022

- Began his professional career with Rookie-level ACL Dodgers, going 0-1 in 10 game (eight starts) with a

1.80 ERA (3 ER/15.0 IP) with 21 strikeouts against zero walks

- Ended the season with Single-A Rancho Cucamonga where he went 1-2 with a 540 ERA (4 ER/6.2 IP) in three games (two starts)

Personal

Justin Michael Wroblewski...son of Brad and Christi Wroblewski...Brad was a diver and Christi played tennis at Iowa State University...favorite player was Clayton Kershaw growing up

Career Pitching Record																			
Year	Team	W-L	ERA	G	GS	CG	SHO	SV	IP	H	R	ER	HR	HB	BB	SO	WP	BK	AVG
2022	ACL Dodgers	0-1	1.80	10	8	0	0	0	15.0	12	3	3	0	0	0	21	1	0	.211
	Rancho Cucamonga	1-2	5.40	3	2	0	0	0	6.2	8	4	4	1	0	5	5	4	0	.364
2023	Great Lakes	4-4	2.90	25	23	0	0	0	102.1	93	37	33	6	2	35	109	2	0	.244
2024	Tulsa	5-2	3.06	13	13	0	0	0	67.2	57	24	23	3	4	13	62	0	0	.231
	Oklahoma City	1-2	5.46	7	5	0	0	0	28.0	34	17	17	4	0	18	42	3	0	.306
	LOS ANGELES	1-2	5.70	8	6	0	0	1	36.1	34	24	23	9	1	16	26	1	0	.248
Major League- 1 year		1-2	5.70	8	6	0	0	1	36.1	34	24	23	9	1	16	26	1	0	.248
Dodger Totals- 1 year		1-2	5.70	8	6	0	0	1	36.1	34	24	23	9	1	16	26	1	0	.248
Minor League- 3 years		11-11	3.28	58	51	0	0	0	219.2	204	85	80	14	6	71	239	10	0	.249

Career Single-Game Bests	
Low-Hit Complete Game:	---
Most Innings Pitched Starter:	5.2, July 27, 2024 at HOU
Most Innings Pitched Reliever:	4.0, September 28, 2024 at COL
Most Earned Runs Allowed:	10, September 1, 2024 at ARI
Most Strikeouts:	5, July 20, 2024 vs. BOS
Most Walks:	3, September 7, 2024 vs. CLE
Longest Winning Streak:	1, August 16, 2024
Longest Losing Streak:	1, 2x, last, September 1, 2024

Career Fielding Record							
Position	PCT	G	PO	A	E	TC	DP
Pitcher	.500	8	0	1	1	2	0

Career Transactions	Injured List
• July 13, 2021: Drafted in the 11th round of the First Year Player Draft out of Oklahoma State University.	• No injuries at the Major League level



Yoshinobu
YAMAMOTO

RHP | 18

@yoshinobu_yamamoto

Bats: Right **Throws:** Right

Height: 5-10 **Weight:** 177

Opening Day Age: 26

Born: August 17, 1998 in Bizen, Okayama, Japan

Resides: Okayama, Japan

Acquired: Signed a 12-year contract with the Los Angeles Dodgers on December 27, 2023

ML Service: 1.000

MLB Debut: March 21, 2024



Career Highlights

* Japanese pitcher begins his second season with the Dodgers after signing a 12-year contract on December 27, 2023, the largest contract for a pitcher

* Finished his first season in the Major Leagues with a 7-2 record and a 3.00 ERA (30 ER/90.0 IP) with 105 strikeouts against 22 walks...held batters to a .229/.275/.365 slashline

* Made his Major League debut on March 21 against SD in South Korea, giving up four hits, five runs, a hit batter and a walk while striking out two in one inning

* Spent seven years with the Orix Buffaloes in the Nippon Professional Baseball League (Japan), posting a 70-29 record with a 1.82 ERA and 922 strikeouts in 172 games

* The 2023 season marked the third straight time he had won the pitching triple crown in Japan after going 17-6 with a 1.16 ERA and 176 strikeouts in 2022 and 18-5 with a 1.39 ERA and 205 strikeouts in 2021, and the fourth time in his career he finished with the ERA title as he posted a 1.95 ERA in 2019

* He is one of three players in the NPB to win the ERA title four or more times, joining Kazuhisa Inao (5: 1956-1958, 1961, 1966) and Tomoyuki Sugano (4: 2014, 2016-2018) and the first player in the history of professional baseball to win the Triple Crown in three consecutive years

* Yamamoto became the 12th Japanese-born player to wear a Dodger uniform, joining Ohtani, Dodger Manager Dave Roberts (2002-2004), Hideo Nomo (1995-1998, 2002-2004), Masao Kida (2003-2004), Kazuhisa Ishii (2002-2004), Norihiro Nakamura (2005), Takashi Saito (2006-2008), Hiroki Kuroda (2008-2011), Kenta Maeda (2016-2019), Yu Darvish (2017) and Yoshi Tsutsugo (2021)...it will be the sixth time in franchise history that the Dodgers will carry two or more Japanese born players on the roster and the first time since 2017

* Garnered several accolades in his career, including Pacific League MVP (2021-23), WBC Champion (2023), Tokyo Games Olympic Gold Medalist (2020), Nippon Professional Baseball League All-Star (2018-2019, 2021-2023), Eiji Sawamura Award (2021-2023), Pacific League Pitcher Best-Nine (2021-2023), Pacific League Golden Glove Award (2021-2023) and Japan Series Champion (2022)

Year-By-Year

2024

- Finished his first season in the Major Leagues with a 7-2 record and a 3.00 ERA (30 ER/90.0 IP) with 105 strikeouts against 22 walks...held batters to a .229/.275/.365 slashline
- Made his Major League debut on March 21 against SD in South Korea, giving up four hits, five runs, a hit batter and a walk while striking out two in one inning
- Had his best regular season start on June 7 against NYY, tossing seven scoreless innings, giving up two hits and two walks while striking out seven
- Injured with a right rotator cuff strain from mid-June -Sept.
- Saw his first Postseason action, going 2-0 with a 3.86 ERA (8 ER/18.2IP) in four starts with 15 strikeouts
- Started Game 2 of the World Series against the Yankees, tossing 6.1 one-run innings, giving up one hits, a home run and two walks while striking out four in the win

2023

- Yamamoto helped the Buffaloes win the Nippon Pacific League pennant and led them to the Japan Series Championship after going 16-6 with a 1.21 ERA and 169 strikeouts over 164 innings in 23 games

- Named the Nippon Pacific League Most Valuable Player for the third straight season as he won the Japanese Pitching Triple Crown, leading the league in wins, strikeouts and ERA
- Won the World Baseball Classic as a member of Team Japan, goings 1-0 with a 2.45 ERA and 12 strikeouts in two games (one start)

2022

- Ended the year with a 15-5 with a 1.68 ERA (36 ER/193.0 IP) and 205 strikeouts in 26 games on his way to win his second Triple Crown

2021

- Finished the year 18-5 with a 1.39 ERA and 206 strikeouts across 193.2 innings pitched...his ERA led the league and helped him towards his first career MVP award and first Triple Crown
- Made his international debut in the 2020 Tokyo Olympic Games, leading team Japan to the Gold Medal as he went 0-0 with a 1.59 ERA and 18 strikeouts in two games...he was named to the All-Olympic team and helped his team go 5-0 in the tournament and capture its first Summer Games Olympic Gold Medal

2020

- Completed the season with an 8-4 record with a 2.20 ERA (31 ER/126.2 IP) in 18 games with 149 strikeouts against 37 walks

2019

- Wrapped up the season with an 8-7 record with a 1.99 ERA (33 ER/149.0 IP) in 21 games with an 8.0 strikeouts per nine innings rate

2018

- Ended the season 6-2 and one save with a 2.10 ERA (18 ER/77.0 IP) in 60 outings, registering a 0.948 WHIP and 69 strikeouts

2017

- Made his NPB debut on August 20, 2017 for Orix three days after he turned 19
- Finished the season 3-1 with a 2.35 ERA (15 ER/57.1 IP) in 13 games (five starts) with 48 strikeouts against nine walks

Personal

Yoshinobu Yamamoto...born on August 17, 1998 in Bizen, Okayama, Japan...

Career Pitching Record																			
Year	Team	W-L	ERA	G	GS	CG	SHO	SV	IP	H	R	ER	HR	HB	BB	SO	WP	BK	AVG
2020	ORIX	8-4	2.20	18	18	1	0	0	126.2	82	34	31	6	6	37	149	1	0	---
2021	ORIX	18-5	1.39	26	26	6	4	0	193.2	124	37	30	7	2	40	206	3	0	---
2022	ORIX	15-5	1.68	26	26	4	2	0	193.0	137	42	36	6	5	42	205	0	0	---
2023	ORIX	17-6	1.16	24	24	2	1	0	171.0	119	27	22	2	6	28	176	6	0	---
2024	LOS ANGELES	7-2	3.00	18	18	0	0	0	90.0	78	32	30	7	1	22	105	2	0	.229
	Oklahoma City	0-1	6.75	2	2	0	0	0	4.0	3	3	3	1	0	2	5	0	0	.214
NPB League - 7 years		75-30	1.72	188	188	14	8	0	967.2	669	215	185	36	27	216	986	10	2	---
MLB Totals - 1 year		7-2	3.00	18	18	0	0	0	90.0	78	32	30	7	1	22	105	2	0	.229
Dodger Totals		7-2	3.00	18	18	0	0	0	90.0	78	32	30	7	1	22	105	2	0	.229

Career Postseason Pitching Record																			
Year	Team	W-L	ERA	G	GS	CG	SHO	SV	IP	H	R	ER	HR	HB	BB	SO	WP	BK	
2024	NLDS: LAD vs. SD	1-0	5.63	2	2	0	0	0	8.0	7	5	5	1	0	3	3	1	0	
	NLCS: LAD vs. NYM	0-0	4.15	1	1	0	0	0	4.1	4	2	2	1	1	1	8	0	0	
	WS: LAD vs. NY	1-0	1.42	1	1	0	0	0	6.1	1	1	1	1	0	2	4	0	0	
Postseason Totals		2-0	3.86	4	4	0	0	0	18.2	12	8	8	3	1	6	15	1	0	
LDS Totals		1-0	5.63	2	2	0	0	0	8.0	7	5	5	1	0	3	3	1	0	
LCS Totals		0-0	4.15	1	1	0	0	0	4.1	4	2	2	1	1	1	8	0	0	
WS Totals		1-0	1.42	1	1	0	0	0	6.1	1	1	1	1	0	2	4	0	0	

Career Single-Game Bests	
Low-Hit Complete Game:	---
Most Innings Pitched Starter:	8.0, May 7, 2024 vs. MIA
Most Innings Pitched Reliever:	---
Most Earned Runs Allowed:	5, March 21, 2024 vs. SD
Most Strikeouts:	9, April 19, 2024 vs. NYM
Most Walks:	3, September 22, 2024 vs. COL
Longest Winning Streak:	5 games, April 6 - May 20, 2024
Longest Losing Streak:	1 game, 2x, last, May 26, 2024

Career Fielding Record							
Position	PCT	G	PO	A	E	TC	DP
Pitcher	1.000	18	5	9	0	14	0

Career Transactions	Injured List
• December 27, 2023: Signed a 12-year contract with the Los Angeles Dodgers.	• July 13 - September 10, 2024 (right triceps tightness)



Kirby YATES

RHP | 38

@kirbskauai

Bats: Right **Throws:** Right

Height: 5-10 **Weight:** 205

Opening Day Age: 37

Born: March 25, 1987 in Lihue, HI

Resides: Phoenix, AZ

Acquired: Signed a one-year contract with the Dodgers on January 30, 2025

ML Service: 10.021

MLB Debut: June 7, 2014



Career Highlights

- * Two-time All-Star (2019, 2024) joins the Dodgers after signing a one-year deal on January 30
- * Hawaii native owns a Major League record of 26-21 with a 3.17 ERA (145 ER/411.1 IP) and 95 saves in 422 relief appearances with 571 strikeouts against 164 walks with Tampa Bay (2014-2015), New York-AL (2016), Los Angeles-AL (2017), San Diego (2017-2020), Atlanta (2022-23) and Texas (2024)
- * Led the Majors in saves in 2019, becoming the only pitcher with 40+ saves in the season...became the first Padres reliever since Hall-of-Famer Trevor Hoffman in 1998 to lead the majors in saves
- * Made his Major League debut on June 7, 2014, against SEA, tossing 1.1 scoreless innings and striking out two
- * Picked up his first Major League save on July 20, 2014, at MIN, tossing 0.2 scoreless innings
- * Drafted in the 26th round (798th overall) of the 2005 MLB Draft out of Kauai High School (HI) and signed after playing one season at Yavapai Community College (AZ)

Year-By-Year

2024

- Signed with Texas as a free agent on Dec. 6, 2023
- Finished the season 7-2 for the second consecutive season...registered a 1.17 ERA (8 ER/61.2 IP) in 61 relief outings with 33 saves and 85 strikeouts against 28 walks
- Selected to his second All-Star game and first with the American League after going 3-1 with a 1.05 ERA (4 ER/34.1 IP) in 34 games and 46 strikeouts
- Named to the All-MLB Second Team and finished eighth in Cy Young voting

2023

- Played 61 games with Atlanta, going 7-2 with a 3.28 ERA (22 ER/60.1 IP) with five saves and 80 strikeouts against 37 walks
- Ranked among National League relief leaders in opponent batting average (.167, 6th), wins (career-high seven, T-8th), and strikeouts per 9.0 innings (11.93, 11th)...marked the highest strikeouts per 9.0 inning figure by any pitcher in his age 36-or-older season (min. 60.0 IP) since HOU's Justin Verlander in 2019 (12.1 SO/9 at 36 years old)
- Made his first career Postseason appearance, tossing 1.0 innings against PHI in NLDS Game 2 and giving up one hit, one unearned run and one walk while striking out two

2022

- Signed with Atlanta in free agency on Nov. 29, 2021
- Went on rehab assignments with Rookie-level FCL Braves, Double-A Mississippi and Triple-A Gwinnett...combined to go 0-0 with a 1.08 ERA (1 ER/8.1 IP) in eight games (two starts) with 10 strikeouts against two walks
- Played in nine games with Atlanta, going 0-0 with a 5.14 ERA (4 ER/7.0 IP) and six strikeouts against five walks

- Placed on the injured list on Sept. 16 for the rest of the season with right elbow inflammation

2021

- Signed with Toronto in January...did not pitch due to Tommy John surgery

2020

- Made six appearances in the shortened season, going 0-1 with a 12.46 ERA (6 ER/4.1 IP) with eight strikeouts against four walks...converted both his save opportunities
- Went on the injured list on Aug. 14 with right elbow inflammation for the remainder of the season

2019

- Finished the season 0-5 with a 1.19 ERA (8 ER/60.2 IP) and a career-high 41 saves with a career-high 101 strikeouts against only 13 walks...became the first Padres pitcher to reach 40 saves in a season since Heath Bell had 43 in 2011
- Led the Majors in saves, becoming the only pitcher with 40+ saves in the season...became the first Padres reliever since Hall-of-Famer Trevor Hoffman in 1998 to lead the majors in saves
- Named NL Reliever of the Month in April after going 0-0 with a 0.69 ERA (1 ER/13.0 IP) in 13 outings with 11 saves and 20 strikeouts...his 14 saves across March/April were the most of any pitcher in Major League history
- Earned his first All-Star Game selection after going 0-2 with a 1.15 ERA (5 ER/39.0 IP) and 60 strikeouts in the first half of the season...did not appear
- Awarded the Padres Clyde McCullough Pitcher of the Year and Darrel Akerfeldts Bullpen Award...also named to the All-MLB First Team
- Named a NL Reliever of the Year finalist along with Will Smith (SF) and eventual winner Josh Hader (MIL)

2018

- In a career-high 65 games for San Diego, went 5-3 with a 2.14 ERA (15 ER/63.0 IP) and 12 saves with 90 strikeouts against 17 walks with a 0.92 WHIP
- Did not allow a run in all of June, posting a team-high 14.0 scoreless innings streak across 12 outings from June 3-30, allowing just six hits (one double) over the stretch
- Held opponents scoreless in 34 of his 39 first half appearances, and his 1.43 ERA (6 ER/37.2 IP) ranked seventh in the majors and his .167 opponents average ranked ninth
- Recorded saves in three consecutive outings twice (Sept. 9-12 and Sept. 21-26)
- Named Padres Clyde McCullough Pitcher of the Year and Darrel Akerfeldts Bullpen Award

2017

- Claimed off of waivers by Los Angeles-AL on Oct. 5, making six appearances and going 0-0 with a 2.57 ERA (2 ER/7.0 IP)...pitched in one game for Los Angeles-AL, giving up two hits, two runs and two home runs
- Spent a majority of the season with San Diego after being claimed off of waivers on April 26...went 4-5 with a 3.72 ERA (23 ER/55.2 IP) in 61 relief outings, striking out 87 against 19 walks
- His ERA was third-best among qualifying Padres relievers, and his 20 holds led the bullpen

2016

- Traded to Cleveland on November 25, 2015, before being traded to New York-AL on January 8
- In two stints with New York-AL, went 2-1 with a 5.23 ERA (24 ER/41.1 IP) in 41 relief appearances and 50 strikeouts against 19 walks...earned consecutive wins on May 6 and 9
- Pitched in 14 games for Triple-A Scranton/Wilkes-Barre, going 0-1 with a 1.62 ERA (3 ER/16.2 IP) with four saves and a 1.08 WHIP

2015

- Spent time with Tampa Bay (20 G), Advanced-A Charlotte (2 G, 1 GS), and Triple-A Durham (23 G)
- Went 1-0 with a 7.97 ERA (18 ER/20.1 IP) with Tampa Bay, striking out 21 against seven walks
- Combined to go 1-2 with a 5.60 ERA (17 ER/27.1 IP) at the minor league level with six saves and 36 strikeouts

2014

- Began the season with Triple-A Durham where he went 1-0 with an 0.36 ERA (1 ER/25.0 IP) in 21 outings with 16 saves...struck out 35 batters while holding them to a .118 average
- Made his Major League debut on June 7 against SEA, tossing 1.1 scoreless innings and striking out two
- Went 0-2 with Tampa Bay in 37 relief outings with a 3.75 ERA (15 ER/36.0 IP) and one save
- Picked up his first Major League save on July 20 at MIN, tossing 0.2 scoreless innings

2013

- Played the whole season with Triple-A Durham, going 3-2 with a 1.90 ERA (13 ER/61.2 IP) and 20 saves in 51 relief outings...held batters to a .175 average with a 0.99 WHIP
- Named Minor League Relief Pitcher of the Year by the Rays baseball operations staff and was named to

the International League All-Star Game

- His 20 saves led all Rays minor leaguers and tied for 3rd in the International League...also ranked 3rd in appearances (51) and games finished (38)

2012

- Spent the entire season with Double-A Montgomery, tossing a 4-2 record with a 2.65 ERA (20 ER/68.0 IP) in 51 relief appearances with 16 saves which led all Rays minor leaguers...struck out 94 batters against 39 walks
- His 12.44 K/9 was first in the Southern League...named Southern League Pitcher of the Week for August 6-12 after recording 2 wins and a save

2011

- Started the season with a rehab assignment to Rookie-level GCL Rays after recovering from shoulder surgery, going 0-1 with a 2.70 ERA (2 ER/6.2 IP)
- Played the rest of the season with Advanced-A Charlotte, tossing a 2-0 record with a 1.62 ERA (6 ER/33.1 IP) in 16 relief outings and two saves with 45 strikeouts against 22 walks

2010

- Spent a majority of the season with Single-A Bowling Green, tossing a 3-6 record with a 3.30 ERA (33 ER/90.0 IP) in 27 games (12 starts) with 97 strikeouts
- Made one start with Advanced-A Charlotte, giving up seven hits, three runs and two walks while striking out three

2009

- Signed by Rookie-level Princeton, going 0-1 with a 2.39 ERA (7 ER/26.1 IP) in his first professional season

Personal

Kirby Kali Yates...married wife Ashlee in 2016 and has daughter Oaklee and son Kove...drafted by Boston in the 2005 draft and missed the 2006 and 2007 seasons due to Tommy John surgery

Career Pitching Record																				
Year	Team	W-L	ERA	G	GS	CG	SHO	SV	IP	H	R	ER	HR	HB	BB	SO	WP	BK	AVG	
2009	Princeton	0-1	2.39	14	0	0	0	4	26.1	22	7	7	0	5	8	49	4	0	.227	
2010	Bowling Green	3-6	3.30	27	12	0	0	5	90.0	73	41	33	9	5	41	97	4	1	.225	
2011	Charlotte	0-0	5.06	1	1	0	0	0	5.1	7	3	3	0	0	2	3	0	0	.368	
	GCL Rays	0-1	2.70	4	4	0	0	0	6.2	6	3	2	0	1	2	3	0	0	.231	
2012	Charlotte	2-0	1.62	16	0	0	0	2	33.1	14	6	6	0	5	22	45	1	2	.128	
	Montgomery	4-2	2.65	20	0	0	0	16	68.0	48	21	20	4	1	39	94	8	0	.200	
2013	Durham	3-2	1.90	51	0	0	0	20	61.2	38	14	13	2	5	23	93	6	0	.175	
2014	Durham	1-0	0.36	21	0	0	0	16	25.0	10	1	1	0	1	9	35	0	1	.118	
2015	TAMPA BAY	0-2	3.75	37	0	0	0	1	36.0	33	16	14	4	3	15	42	2	0	.241	
	Charlotte	0-0	9.00	2	1	0	0	0	2.0	2	3	2	2	0	1	2	0	0	.250	
	Durham	1-2	5.33	23	0	0	0	6	25.1	27	16	15	5	2	12	34	3	0	.265	
2016	TAMPA BAY	1-0	7.97	20	0	0	0	0	20.1	23	18	18	10	1	7	21	0	0	.274	
	Scranton/Wilkes-Barre	0-1	1.62	14	0	0	0	4	16.2	12	3	3	0	1	6	19	2	1	.198	
	NEW YORK-AL	2-1	5.23	41	0	0	0	0	41.1	41	24	24	5	4	19	50	1	0	.258	
2017	Salt Lake	0-0	2.57	6	0	0	0	1	7.0	8	2	2	0	1	3	14	0	0	.276	
2018	LOS ANGELES-AL	0-0	18.00	1	0	0	0	0	1.0	2	2	2	2	0	0	1	0	0	.400	
	SAN DIEGO	4-5	3.72	61	0	0	0	1	55.2	42	26	23	10	2	19	87	0	1	.206	
	SAN DIEGO	5-3	2.14	65	0	0	0	12	63.0	41	15	15	6	4	17	90	2	0	.181	
2019	SAN DIEGO	0-5	1.19	60	0	0	0	41	60.2	41	14	8	2	7	13	101	2	0	.186	
2020	SAN DIEGO	0-1	12.46	6	0	0	0	2	4.1	7	6	6	1	0	4	8	2	0	.350	
2022	FCL Braves	0-0	0.00	1	1	0	0	0	1.0	0	0	0	0	0	0	2	0	0	.000	
2023	Mississippi	0-0	0.00	2	1	0	0	0	2.0	2	0	0	0	0	0	4	0	0	.250	
	Gwinnett	0-0	1.69	5	0	0	0	0	5.1	2	1	1	0	1	2	4	0	0	.111	
	ATLANTA	0-0	5.14	9	0	0	0	0	7.0	6	4	4	2	0	5	6	2	0	.222	
2023	ATLANTA	7-2	3.28	61	0	0	0	5	60.1	35	22	22	9	5	37	80	5	1	.167	
2024	TEXAS	7-2	1.17	61	0	0	0	33	61.2	23	10	8	3	2	28	85	1	2	.113	
Major League- 10 years		26-21	3.17	422	0	0	0	95	411.1	294	157	145	54	28	164	571	17	4	.197	
Minor League- 10 years		14-15	2.59	237	20	0	0	74	375.2	271	121	108	20	28	170	498	29	5	.201	

Career Postseason Pitching Record																			
Year	Team	W-L	ERA	G	GS	CG	SHO	SV	IP	H	R	ER	HR	HBP	BB	SO	WP	BK	
2023	NLDS: ATL vs. PHI	0-0	0.00	1	0	0	0	0	1.0	1	1	0	0	0	1	2	0	0	
Postseason Totals		0-0	0.00	1	0	0	0	0	1.0	1	1	0	0	0	1	2	0	0	
LDS Totals		0-0	0.00	1	0	0	0	0	1.0	1	1	0	0	0	1	2	0	0	

Career Single-Game Bests																			
Low-Hit Complete Game:				---				Most Strikeouts:				4, 7x, last, August 5, 2024 vs. HOU							
Most Innings Pitched Starter:				---				Most Walks:				2, 33x, last, September 17, 2024 vs. TOR							
Most Innings Pitched Reliever:				2.2, July 3, 2014 at DET				Longest Winning Streak:				7, April 12 - August 19, 2023							
Most Earned Runs Allowed:				6, August 4, 2017 at PIT				Longest Losing Streak:				6, May 3, 2019 - July 26, 2020							

Career Fielding Record								
Position	PCT	G	PO	A	E	TC	DP	
Pitcher	.893	422	18	32	6	56	1	

Career Transactions
<ul style="list-style-type: none"> • June 5, 2005: Drafted by the Boston Red Sox in the 26th round of the 2005 amateur draft, but did not sign. • June 19, 2009: Signed by the Tampa Bay Rays as an amateur free agent. • November 25, 2015: Purchased by the Cleveland Indians from the Tampa Bay Rays. • January 8, 2016: Purchased by the New York Yankees from the Cleveland Indians. • October 5, 2016: Selected off waivers by the Los Angeles Angels from the New York Yankees. • April 26, 2017: Selected off waivers by the San Diego Padres from the Los Angeles Angels. • January 20, 2021: Signed as a Free Agent with the Toronto Blue Jays. • November 29, 2021: Signed as a Free Agent with the Atlanta Braves. • December 6, 2023: Signed as a Free Agent with the Texas Rangers. • January 30, 2025: Signed as a Free Agent with the Los Angeles Dodgers.

Injured List
<ul style="list-style-type: none"> • April 9 - 20, 2018 (right ankle tendonitis) • August 15 - September 20, 2020 (right elbow inflammation) • April 1 - November 3, 2021 (undisclosed) • March 16 - August 10, 2022 (Tommy John surgery recovery) • September 16 - October 6, 2022 (right elbow inflammation)



David BOTE

1F | 12

@DavidBote13

Bats: Right **Throws:** Right

Height: 5-11 **Weight:** 205

Opening Day Age: 31

Born: April 7, 1993 in Longmont, CO

Resides: Longmont, CO

Acquired: Signed to a minor league contract on January 24, 2025

ML Service: 4.168

ML Debut: April 21, 2018



Career Highlights

- * Colorado native joins the Dodgers after signing a minor league contract on January 24
- * Has spent the entirety of his career with Chicago-NL...slashed .234/.318/.392 in six seasons (2018-2024) with the club in 421 games with 51 doubles, five triples, 36 home runs and 156 RBI
- * Owns a minor league slashline of .260/.349/.418 in 781 games with 173 doubles, 15 triples, 76 home runs and 378 RBI
- * Was named the Cubs Minor League Player of the Month for August of 2016, hitting .367 with a .439 OBP that month
- * Named a mid-season and post-season Southern League All-Star in 2017
- * Drafted in the 18th round (554th overall) of the 2012 MLB Draft by Chicago-NL

Year-By-Year

2024

- Split the season between the big-league club and Triple-A Iowa
- With Chicago-NL, slashed .304/.333/.391 in 46 games with six RBI
- In 28 games with Triple-A Iowa, slashed .259/.341/.456 with seven home runs and 15 RBI
- Hit .500 (9-for-18) in 17 away games with Chicago, compared to .179 (5-for-28) in 20 home games

2023

- Spent the entire season with Triple-A Iowa, batting .258 (93 -for-360) with 29 doubles, 14 home runs, 61 RBI and a .816 OPS in 99 games...his 43 extra-base hits were fourth on the team
- Batted .329 (24-for-73) with seven doubles, four home runs and 21 RBI in 20 games in June
- Tallied a nine-game hitting streak from June 11-22, batting .378 (14-for-37) with four doubles, three home runs and 12 RBI during the run.

2022

- Opened the season on the 60-day injured list while recovering from left shoulder surgery in November 2021
- In two stints with Chicago, hit .259 (30-for-116) with eight doubles, four home runs, 12 RBI and a .746 OPS spanning 41 games
- In 38 games for Triple-A Iowa, slashed .252/.319/.385 with eight doubles, three home runs and 22 RBI

2021

- Slashed .199/.276/.330 with 10 doubles, two triples, eight home runs and 35 RBI
- Was limited to 97 games for Chicago in 2021 after three stints on the injured list: May 30-July 25 (dislocated left shoulder); Aug. 28-Sept. 6 (sprained right ankle); Oct. 1-end of the season
- Notched a season-high-tying four RBI twice in a three-game span, on April 17 vs. Atlanta and April 21 vs. New York (N.L.).

2020

- Spent the season with the big-league club, slashing .200/.303/.408 with a team-leading 29 RBI in 45 games
- Batted .379 (11-for-29) with runners in scoring position and .471 (8-for-17) with runners in scoring position and two outs

2019

- Played 127 games with the Cubs, slashing .257/.362/.422 with 17 doubles, 11 home runs and 41 RBI...appeared in three games for Triple-A Iowa with one hit
- Went 7-for-23 (.304) with three doubles as a pinch-hitter, ranking tied for second on the team with seven hits
- Recorded his first-career multi-homer game, April 27 at Arizona, going 2-for-4 with two homers, one hit-by-pitch and five RBI

- Had first-career four-hit game on June 5 vs. Colorado, going 4-for-4 with a double, homer, run scored and career-high seven RBI

2018

- Began the season with Triple-A Iowa, playing a total of 61 games with the club and hitting .268 (63-for-235) with 10 doubles, two triples and 13 homers
- Made his Major League debut on April 21, going 1-for-3 with a double and two strikeouts
- Hit a dramatic pinch-hit walk-off grand slam on Aug. 12 vs. WSH, marking his first-career pinch-hit homer and grand slam... became the first Cub to belt a pinch-hit walk-off grand slam since Earl Averill, May 12, 1959 vs. Milwaukee...was the Cubs first walk-off grand slam when trailing by three runs since Ellis Burton, August 31, 1963 vs. Houston (down 5-2, win 6-5)
- Finished his first Major League action slashing .239/.319/.408 in 74 games with six home runs and 33 RBI...ranked fourth among N.L. rookies with 24 RBI after the All-Star Break

2017

- Spent the entirety of the season with Double-A Tennessee, slashing .272/.353/.438 in 127 games with 30 doubles, three triples and 14 home runs and 59 RBI
- Set career-highs in walks (49), runs scored (65), hits (128) and games
- Named a mid-season and post-season Southern League All-Star

2016

- Combined to bat .328 (106-for-323) with a .399 on-base percentage and an .892 OPS in 91 games between Advanced-A Myrtle Beach (72 G), Double-A Tennessee (7 G) and Triple-A Iowa (12 G)
- His .337 batting average with Advanced-A Myrtle Beach led the team
- Was named the Cubs Minor League Player of the Month for August, hitting .367 with a .439 OBP that month

2015

- Spent the entire campaign at Single-A South Bend, hitting .251 (79-for-315) with 20 doubles, two triples, six homers and 41 RBI in 98 games
- Hit .303 (30-for-99) in 28 games in Aug. with three home runs and 18 RBI

2014

- Split the season between Class-A Short Season Boise (37 G) and Single-A Kane County (58 G), slashing .260/.366/.389 with 13 extra-base hits and 16 RBI and .210/.323/.290 with 13 extra-base hits and 22 RBI
- Made a brief stop at Triple-A Iowa, hitting .400 (4-for-10) in four games

2013

- Played with Class-A Short Season Boise (69 G), Single-A Kane County (18 G) and Advanced-A Dayton (4 G), slashing a combined .227/.329/.336 with 11 doubles, seven home runs and 38 RBI

2012

- Made his pro debut with Rookie League Mesa, playing in 38 games and hitting .232 (29-for-125) with seven doubles, three triples, one homer and 14 RBI

Personal

David C. Bote... married to Rachel, his high school sweetheart and they have three children....he initially wanted to become a pastor after high school... attended Eerie High School in Erie, Colorado and later transferred to Faith Christian Academy in Arvada...as a senior in 2011, Bote led Faith Christian to the 3A Colorado state title in baseball...played one season of college baseball at Neosho County Community College in Kansas and hit .419...originally selected by the Cubs in the 18th round of the 2012 First-Year Player Draft.

Career Batting Record																				
Year	Team	AVG	G	AB	R	H	2B	3B	HR	RBI	SH	SF	HBP	BB	SO	SB	CS	OBP	SLG	E
2012	AZL Cubs	.232	38	125	16	29	7	3	1	14	1	1	4	19	32	5	2	.349	.360	9
2013	Boise	.250	69	2323	39	58	9	0	6	31	0	5	10	23	61	6	4	.337	.366	15
	Kane County	.143	18	49	7	7	1	0	1	4	0	0	0	11	9	0	1	.300	.224	6
	Daytona	.143	4	14	3	2	1	0	0	3	0	0	0	3	4	0	0	.294	.214	0
2014	Boise	.260	37	131	22	34	11	0	2	16	1	0	4	18	24	9	3	.366	.389	5
	Kane County	.210	58	186	20	39	12	0	1	22	1	2	12	20	50	3	4	.323	.290	10
	Iowa	.400	4	10	3	4	0	0	1	3	0	0	0	2	1	1	0	.500	.700	0
2015	South Bend	.251	101	315	46	79	20	2	6	41	1	0	7	29	60	5	3	.328	.384	4
2016	Myrtle Beach	.337	72	276	55	93	26	3	6	41	1	1	4	31	41	6	1	.410	.518	10
	Tennessee	.200	7	25	1	5	0	0	0	1	0	0	0	2	6	0	0	.259	.200	1
	Iowa	.364	12	22	4	8	0	0	1	3	0	0	0	2	5	0	0	.417	.500	1
2017	Tennessee	.272	127	470	65	128	30	3	14	59	0	4	12	49	101	5	2	.353	.438	7
2018	Iowa	.268	61	235	34	63	10	2	13	41	0	1	1	26	63	3	1	.342	.494	10
	CHICAGO	.239	74	184	23	44	9	2	6	33	0	3	4	19	60	3	4	.319	.408	5
2019	Iowa	.100	3	10	1	1	0	0	0	0	0	0	0	1	4	0	0	.182	.100	0
	CHICAGO	.257	127	303	47	78	17	0	11	41	0	2	7	44	93	5	1	.362	.422	16
2020	CHICAGO	.200	45	125	15	25	3	1	7	29	0	1	2	17	40	2	0	.303	.408	5
2021	Iowa	.125	5	10	1	2	1	0	0	1	0	0	0	3	4	0	0	.263	.188	2
	CHICAGO	.199	97	291	32	58	10	2	8	35	1	3	5	27	73	0	1	.276	.300	5
2022	Iowa	.252	38	143	24	36	8	1	3	22	0	2	5	10	39	5	1	.319	.385	5
	CHICAGO	.259	41	116	15	30	8	0	4	12	0	1	4	6	45	1	0	.315	.431	1
2023	Iowa	.258	99	360	61	93	29	0	14	61	1	4	7	53	96	7	1	.361	.456	7
2024	Iowa	.259	28	108	17	28	8	1	7	15	0	1	2	12	18	0	1	.341	.546	3
	CHICAGO	.304	37	46	4	14	4	0	0	6	0	0	0	2	13	0	0	.333	.391	0
Major League - 6 years		.234	421	1065	136	249	51	5	36	156	1	10	22	115	324	11	6	.318	.392	32
Minor League - 12 years		.260	781	2727	409	709	173	15	76	378	6	21	68	314	619	55	24	.349	.418	95

Career Postseason Batting Record																				
Year	Team	AVG	G	AB	R	H	2B	3B	HR	RBI	SH	SF	HBP	BB	SO	SB	CS	OBP	SLG	
2018	NLWC: CHC vs. COL	.000	1	2	0	0	0	0	0	0	0	0	0	0	2	0	0	.000	.000	
2020	NLWC: CHC vs. MIA	.000	1	4	0	0	0	0	0	0	0	0	0	0	2	0	0	.000	.000	
Postseason Totals		.000	2	6	0	0	0	0	0	0	0	0	0	0	4	0	0	.000	.000	
LWC Totals		.000	2	6	0	0	0	0	0	0	0	0	0	0	4	0	0	.000	.000	

Career Single-Game Bests																				
Most Hits:			4, June 5, 2019 vs. COL						Most Stolen Bases:						2, 2x, last, August 30, 2020 at CIN					
Most RBI:			7, June 5, 2019 vs. COL						Most Walks:						3, September 13, 2019 vs. PIT					
Most Home Runs:			2, 2x, last, May 28, 2019 at HOU						Longest Hitting Streak:						8, May 21-29, 2019					
Most Runs Scored:			3, June 30, 2018 vs. MIN						Grand Slams:						1, August 12, 2018 (Madson)					

Career Fielding Record							
Position	PCT	G	PO	A	E	TC	DP
First Base	1.000	12	37	5	0	42	2
Second Base	.983	155	203	273	8	484	82
Third Base	.947	222	105	310	23	438	41
Shortstop	.941	11	6	10	1	17	2
Left Field	1.000	1	2	0	0	2	0
Right Field	1.000	1	1	0	0	0	0
Pitcher	.000	7	0	0	0	0	0

Career Transactions

- June 6, 2012: Drafted by the Chicago Cubs in the 18th round of the 2012 amateur draft. Player signed June 25, 2012.
- January 24, 2025: Signed as a Free Agent with the Los Angeles Dodgers.

Injured List

- May 30 - July 17, 2021 (dislocated left shoulder)
- August 28 - September 6, 2021 (right ankle sprain)
- March 19 - June 24, 2022 (left shoulder injury)



Sam CARLSON

RHP | 90

@samcarlson33

Bats: Right **Throws:** Right

Height: 6-4 **Weight:** 195

Opening Day Age: 26

Born: December 3, 1998 in Savage, MN

Resides: Savage, MN

Acquired: Signed by the Dodgers as a free agent to a minor league contract on January 7, 2025



Career Highlights

- * Minnesota native joins the Dodgers on a minor league deal with an invitation to Spring Training
- * Owns a career record of 13-11 with a 4.70 ERA (134 ER/256.1 IP) in 120 minor league outings (33 starts) with 287 strikeouts against 107 walks
- * Picked up all three of his wins in the 2022 season in three consecutive starts from July 28-Aug. 9 with a 1.56 ERA (3 ER/17.1 IP) with 19 strikeouts
- * Drafted in the second round (55th overall) of the 2017 MLB draft by the Seattle Mariners

Year-By-Year

2024

- Signed as a free agent to a minor league deal by Milwaukee where he was assigned to Double-A Biloxi
- Was 4-2 with a 4.25 ERA (23 ER/48.2 IP) in 44 relief appearances with 51 strikeouts against 19 walks

2023

- Assigned to Advanced-A Everett in April where he played the whole season
- Went 0-2 with a 5.25 ERA (28 ER/48.0 IP) in 39 outings (one start) with 61 strikeouts against 20 walks

2022

- Played in his second season with Single-A Modesto, tossing a 3-3 record with a 4.61 ERA (29 ER/56.2 IP) in 16 games (11 starts)
- Picked up all three wins in three consecutive starts from July 28-Aug. 9 with a 1.56 ERA (3 ER/17.1 IP) with 19 strikeouts

2021

- Spent the entire season with Single-A Modesto, going 6-4 with a 4.77 ERA (53 ER/100.0 IP) in 19 starts with 112 strikeouts against 44 walks

2020

- Missed the entire season due to the COVID-19 pandemic

2019

- Missed the entire season while rehabbing from Tommy John surgery

2018

- Missed the entire season while rehabbing from Tommy John surgery he underwent on July 2

2017

- Played his first professional season with Rookie-level AZL Mariners, going 0-0 with a 3.00 ERA (1 ER/3.0 IP) in two starts with three strikeouts

Personal

Samuel Nicholas Carlson...graduated from Burnsville High School in Minnesota where he played basketball and baseball...has over 864,000 followers on TikTok and over 99,000 on Instagram...graduated from Arizona State University in 2021

Career Pitching Record																				
Year	Team	W-L	ERA	G	GS	CG	SHO	SV	IP	H	R	ER	HR	HB	BB	SO	WP	BK	AVG	
2017	AZL Mariners	0-0	3.00	2	2	0	0	0	3.0	4	1	1	0	1	0	3	1	0	.364	
2021	Modesto	6-4	4.77	19	19	0	0	0	100.0	107	69	53	7	13	44	112	7	0	.268	
2022	Modesto	3-3	4.61	16	11	0	0	0	56.2	57	31	29	4	10	24	60	8	1	.266	
2023	Everett	0-2	5.25	39	1	0	0	6	48.0	38	30	28	3	3	20	61	2	0	.220	
2024	Biloxi	4-2	4.25	44	0	0	0	0	48.2	51	30	23	2	5	19	51	5	0	.267	
Minor League- 5 years		13-11	4.70	120	33	0	0	6	256.1	257	161	134	16	32	107	287	23	1	.260	

Career Transactions

- July 10, 2021: Drafted by the Seattle Mariners in the second round of the First Year Player Draft out of Burnsville HS
- January 7, 2025: Signed as a Free Agent with the Los Angeles Dodgers.

Injured List

- No injuries at the Major League level.



Michael CHAVIS

IF | 27

@michael_chavis11

Bats: Right **Throws:** Right

Height: 5-9 **Weight:** 190

Opening Day Age: 29

Born: August 11, 1995 in Atlanta, GA

Resides: Atlanta, GA

Acquired: Signed to a minor league contract on February 14, 2025

ML Service: 4.089

ML Debut: April 20, 2019



Career Highlights

- * Enters his sixth Major League season after earning a non-roster invite by the Dodgers to Spring Training
- * Georgia native owns a .238/.283/.401/.684 slashline with 41 doubles, 42 home runs and 142 RBI in 357 games with Boston (2019-21), Pittsburgh (2021-22) and Washington (2023)
- * Across eight minor league seasons, has averaged .258 through 584 games with 357 runs, 139 doubles, 102 home runs, 335 RBI and .799 OPS
- * Made his Major League debut on April 20, 2019 at Tampa Bay, hitting a double in his first at-bat...his 18 HR and 58 RBI were both the most by a Red Sox player in their debut season since Ellis Burks had 20 HR and 59 RBI in 133 games in 1987...became the first Red Sox player to play in as many as 95 games during his debut season since Shea Hillenbrand played in 139 games in 2001
- * Hit his first Major League home run on April 23, 2019 in Game 2 vs. Detroit, a 441-foot solo HR off Victor Alcántara in the 8th inning
- * Named the Red Sox' 2017 Minor League Offensive Player of the Year after hitting .282 (133-for-471) with 31 HR and 94 RBI between High-A Salem and Double-A Portland...was voted on by the Boston writers
- * Drafted in the first round of the 2014 Draft by the Boston Red Sox (26th overall pick)

Year-By-Year

2024

- Signed a minor league contract with the Seattle Mariners with a non-roster invite to Spring Training...played 46 games with Triple-A Tacoma, slashing .290/.366/.485 with seven home runs and 29 RBI
- Was picked up by the Chicago White Sox on June 8, spending 67 games with Triple-A Charlotte...averaged .234 with nine home runs and 27 RBI, scoring 40 runs

2023

- Signed with Washington as a free agent on January 6 and appeared in 48 games with the Nationals, batting .242 with two home runs and five RBI
- Played several positions throughout the year, including first base (9 G), second base (22 G), third base (7 G), left field (1 G) and right field (1 G)...did not commit an error over 229.2 innings

2022

- Spent 129 games playing for the Pittsburgh Pirates, slashing .229/.265/.389 with 16 doubles (career-high), 14 home runs and 49 RBI, his best Major League year since his rookie season in 2019
- Posted a .996 fielding percentage while playing in a team-high 107 games (82 starts) at first base
- Was designated for assignment on Sept. 26

2021

- Made his season debut as a pinch runner with Boston on April 10 at Baltimore...made a total of 22 appearances (14 starts) at second base and eight appearances (five starts) at first base while playing with Boston
- Was acquired by the Pittsburgh Pirates on July 30 and was assigned to Triple-A Indianapolis...was later recalled by Pittsburgh on August 23 and made his first start with the team later that day vs. Arizona, going 2-for-4 with a solo homer...played all 12 games with the Pirates at PNC Park
- Tied career-high (second time) with four hits on August 26 vs. St. Louis...was sidelined with right elbow discomfort two days later

2020

- Completed his second Major League season, first full campaign in the big leagues...played in 42 of the Sox' 60 games, making starts at first base (21), left field (11), second base (7) and DH (1)
- Smacked five homers and 19 RBI, with four of the five traveling 400+ feet...slashed .212/.259/.377/.636 with 16 runs scored

- 2019
- Named American League Rookie of the Month (May) for the Boston Red Sox, after batting .248/.331/.457 in 26 games, totaling seven home runs and 19 RBI in 105 at-bats...was named Red Sox Rookie of the Year by the Boston Baseball Writers
 - Made his Major League debut on April 20 at Tampa Bay, hitting a double in his first at-bat...his 18 HR and 58 RBI were both the most by a Red Sox in their debut season since Ellis Burks had 20 HR and 59 RBI in 133 games in 1987...became the 1st Red Sox to play in as many as 95 games during his debut season since Shea Hillenbrand played in 139 games in 2001
 - Hit his first big league home run on April 23 in Game 2 vs. Detroit, a 441-foot solo HR off Victor Alcántara in the 8th inning... started his 12-game on-base streak the same day, lasting until May 5
 - Had a season-best 11-game hitting streak from June 11- 22...Was the longest hitting streak by a Sox rookie since Andrew Benintendi in August 2017 (11 games, Aug. 5-18)
 - Began the season with Triple-A Pawtucket, where he hit .250 (10-for-40) with 4 HR and 6 RBI in 12 games

- 2018
- Hit .298 (51-for-171) with 9 HR and a .919 OPS in 46 games with Short-A Lowell (5 G), Double-A Portland (33 G), and Triple-A Pawtucket (8 G)...started 26 games at third base, 11 at first base, and 9 at designated hitter
 - Recorded a career-best 16-game hitting streak between Portland and Pawtucket from August 12-27
 - Named the Eastern League Player of the Week for August 6-12...in six games that week, went 14-for-25 (.560) with two doubles, two HR and six RBI

- 2017
- Named the Red Sox' 2017 Minor League Offensive Player of the Year after hitting .282 (133-for-471) with 31 HR and 94 RBI between High-A Salem and Double-A Portland
 - Racked up the accolades with the Salem Red Sox, being named MiLB.com Organization All-Star, Baseball America High Class-A All-Star, Carolina Mid-Season All-Star, Carolina All-Star Game Top Star, Carolina Player of the Month, and was named the Carolina Player of the Week twice (April 23, May 28)

- 2016
- Start the season with Full-A Greenville (74 G) before getting promoted to Advanced-A Salem (7 G) in August...combined to slash .237/.313/.372/.685 over the combined 81 games, tallying eight home runs and 36 RBI

- 2015
- Spent the entire campaign at Full-A Greenville Drive, appearing in 109 games for a .223 average and .682 OPS...smacked 16 home runs with 58 RBI and 29 doubles
 - Played 68 games at third base, one game at shortstop and 40 games at DH

- 2014
- Played 39 games in his first professional year, slashing .269/.347/.425/.772 with one home run and 16 RBI in 134 at-bats...tallied 12 doubles and three triples

Personal

Michael Scott Chavis...married to wife Sarah and father to daughter Scarlett, who was born in November 2024...graduated from Sprayberry High School (GA) and was named Georgia's 2014 Gatorade High School Player of the Year...won the home run derby at the Perfect Game All-American Classic in 2014...had committed to play baseball at Clemson University before getting drafted in the first round of the 2014 First-Year Player Draft by the Boston Red Sox...has the nickname "Ice Horse"

Career Batting Record																				
Year	Team	AVG	G	AB	R	H	2B	3B	HR	RBI	SH	SF	HBP	BB	SO	SB	CS	OBP	SLG	E
2014	GCL Red Sox	.269	39	134	21	36	12	3	1	16	0	0	1	15	38	5	3	.347	.425	7
2015	Greenville	.223	109	435	56	97	29	1	16	58	2	1	4	29	144	8	6	.277	.405	20
2016	Greenville	.244	74	279	30	68	11	3	8	35	0	1	10	22	74	3	1	.321	.391	10
	Salem	.160	7	25	5	4	0	0	0	1	0	0	0	2	7	1	0	.222	.160	1
2017	Salem	.318	59	223	50	71	17	2	17	55	0	1	7	19	57	1	0	.388	.641	11
	Portland	.250	67	248	39	62	18	0	14	39	0	3	3	20	56	1	0	.310	.492	6
2018	Lowell	.313	5	15	5	5	4	0	1	3	0	0	0	5	5	0	0	.476	.750	0
	Portland	.303	33	122	23	37	7	0	6	17	0	0	4	13	35	3	1	.388	.508	4
2019	Pawtucket	.273	8	33	8	9	3	0	2	7	0	0	0	1	12	0	0	.294	.545	2
	Pawtucket	.257	21	70	11	18	4	0	7	11	0	1	0	8	21	0	0	.329	.614	1
2020	BOSTON	.254	95	347	46	88	10	1	18	58	0	0	4	31	127	2	1	.322	.444	8
	BOSTON	.212	42	146	16	31	5	2	5	19	0	2	2	8	50	3	0	.259	.377	4
2021	Worcester	.263	24	95	19	25	2	0	6	17	0	2	2	8	30	1	0	.327	.474	3
	Indiana	.278	25	97	19	27	6	0	8	20	0	0	7	6	26	1	1	.364	.588	3
2022	BOSTON	.190	31	79	12	15	4	1	2	6	0	1	1	1	32	1	1	.207	.342	2
	PITTSBURGH	.357	12	42	4	15	3	0	1	5	0	0	0	0	10	0	1	.357	.500	0
2022	PITTSBURGH	.229	129	401	39	92	16	3	14	49	0	4	2	19	126	1	1	.265	.389	6
2023	WASHINGTON	.242	48	91	16	22	3	0	2	5	0	0	0	5	33	1	0	.281	.341	0
2024	Tacoma	.290	46	169	31	49	10	1	7	29	0	1	5	16	36	1	0	.366	.485	3
	Charlotte	.234	67	239	40	56	16	0	9	27	0	1	6	20	63	9	1	.308	.414	8
Major League - 5 years		.238	357	133	263	444	41	7	42	142	0	7	9	64	378	8	4	.283	.401	20
Minor League - 8 years		.260	781	2727	409	709	173	15	76	378	6	21	68	314	619	55	24	.349	.418	74

Career Single-Game Bests

Most Hits:	4, 2x, last, Aug 26, 2021 vs STL	Most Stolen Bases:	1, 8x, last, Aug 25, 2023 @ MIA
Most RBI:	6, June 29, 2019 vs NYY	Most Walks:	3, 2x, last, June 20, 2022 vs CHC
Most Home Runs:	2, 4x, last, Aug 9, 2022 @ AZ	Longest Hitting Streak:	11 games, June 11-22, 2019
Most Runs Scored:	3, 2x, last, Sep 20, 2020 vs NYY	Grand Slams:	2, last, Apr 10, 2022 @ STL

Career Fielding Record

Position	PCT	G	PO	A	E	TC	DP
First Base	.978	40	164	13	4	181	21
Second Base	.978	22	18	27	1	46	10
Third Base	.970	31	10	22	1	33	0
Left Field	1.000	1	2	1	0	3	0

Career Transactions

- June 5, 2014: Drafted by the Boston Red Sox in the 1st round (26th pick) of the 2014 amateur draft. Player signed June 20, 2014.
- July 30, 2021: Traded by the Boston Red Sox to the Pittsburgh Pirates for Austin Davis.
- January 6, 2023: Signed as a Free Agent with the Washington Nationals.
- January 18, 2024: Signed as a Free Agent with the Seattle Mariners.
- June 8, 2024: Signed as a Free Agent with the Chicago White Sox.
- February 14, 2025: Signed as a Free Agent with the Los Angeles Dodgers.

Injured List

- August 12 - September 30, 2019 (left AC joint sprain)
- August 29 - September 28, 2021 (right elbow strain)



Josue
DE PAULA

OF | 95

@dodgers

Bats: Left Throws: Left

Height: 6-3 Weight: 185

Opening Day Age: 19

Born: May 24, 2005 in Brooklyn, NY

Resides: Brooklyn, NY

Acquired: Signed to a minor league contract by the Dodgers on January 15, 2022

ML Service: 0.000



Career Highlights

- * Young outfielder enters his fourth professional season and first Spring Training with the Dodgers
- * New York native owns a minor league slashline of .291/.411/.420 in 234 games with 45 doubles, seven triples, 17 home runs, 57 stolen bases and 132 RBI
- * Highly-touted prospect currently ranked #2 in the Dodgers system after being #12 at the end of the 2023 season
- * Named a DSL Post-Season All-Star in 2022
- * Signed by the Dodgers to a minor league contract on January 15, 2022

Year-By-Year

2024

- Began the season with Single-A Rancho Cucamonga (55 G) before being assigned to Advanced-A Great Lakes (52 G) on June 25
- Combined to slash .268/.404/.405 while setting career-highs in doubles (17), triples (3), home runs (10), RBI (62), games played (107), runs (69), stolen bases (27) and hits (103)
- Had his best month in May, slashing .256/.384/.511 in 25 games with Single-A Rancho Cucamonga with five home runs and 16 RBI

2023

- Spent the entire season with Single-A Rancho Cucamonga, playing in 74 games and slashing .284/.396/.372 with 19 extra-base hits and 40 RBI

2022

- Played his first professional season with Rookie-level DSL Bautista, slashing .349/.448/.522 in 53 games with 13 doubles, two triples, five home runs and 30 RBI
- Named a DSL Post-Season All-Star

Personal

Josue De Paula...born on May 24, 2005 in Brooklyn, New York but moved to the Dominican Republic when he was 15 years old...is the second cousin of former NBA guards Stephon Marbury and Sebastian Telfair...as a free agent, signed a minor league contract with the Dodgers in 2022

Career Batting Record

Year	Team	AVG	G	AB	R	H	2B	3B	HR	RBI	SH	SF	HBP	BB	SO	SB	CS	OBP	SLG	E
2022	DSL Bautista	.349	53	186	42	65	13	2	5	30	0	2	3	32	31	16	6	.448	.522	5
2023	Rancho Cucamonga	.284	74	282	55	80	15	2	2	40	0	2	8	46	61	14	3	.396	.373	6
2024	Rancho Cucamonga	.279	55	208	37	58	11	3	6	41	0	3	5	34	57	14	0	.388	.447	5
	Great Lakes	.254	52	177	32	45	6	0	4	21	0	1	2	50	38	13	3	.422	.356	2
Minor League - 3 years		.291	234	853	166	248	45	7	17	132	0	8	18	50	38	57	12	.411	.420	18

Career Transactions

- January 15, 2022: Signed as a Free Agent with the Los Angeles Dodgers.

Injured List

- No Injuries at the Major League level.



Justin DEAN

OF | 75

@ big_popaa

Bats: Right **Throws:** Right

Height: 5-8 **Weight:** 185

Opening Day Age: 28

Born: December 6, 1996 in Mauldin, SC

Resides: Mauldin, SC

Acquired: Signed to a minor league contract by the Dodgers on December 15, 2024



Career Highlights

- * South Carolina native joins the Dodgers after signing a minor league contract on December 15, 2024
- * Outfielder owns a career .246/.352/.359 slashline in 599 games with 76 doubles, 31 triples, 33 home runs and 206 RBI
- * Played college baseball at Lenoir-Rhyne University where he was First-Team All-SAC as a junior...holds the school record for single-season (7) and career triples (12)
- * Drafted in the 17th round (502nd overall) of the 2018 MLB Draft by Atlanta

Year-By-Year

2024

- In his final season in the Braves organization, began the season with Double-A Mississippi (92 G) before being promoted to Triple-A Gwinnett (25 G) on Aug. 8
- Slashed .247/.338/.321 in 117 games with 14 doubles, three home runs and 38 RBI with a career-high 61 stolen bases

2023

- Split the season between Double-A Mississippi (55 G) and Triple-A Gwinnett (62 G)
- Combined to slash .199/.339/.304 with 17 extra-base hits and 33 RBI

2022

- Began the season with Triple-A Gwinnett, hitting .204 (11-for-54) in 19 games
- Assigned to Double-A Mississippi on May 3 where he finished the season, slashing .234/.342/.339 in 78 games with three home runs and 27 RBI

2021

- Spent the season with Double-A Mississippi, hitting .237 (86-for-363) in 99 games...hit 26 extra-base hits with 34 RBI and 29 stolen bases

2020

- Missed the entirety of the season due to the COVID-19 pandemic

2019

- Played the entire season with Single-A Rome, slashing .284/.386/.431 in 109 games with 18 doubles, nine home runs and 46 RBI

- Named a South Atlantic League Post-Season All-Star

2018

- Split his first professional season between Rookie-level Danville and Single-A Rome, combining to hit .284 (69-for-243) in 60 games

Personal

Justin Emmanuel Dean...born on December 6, 1996 in Mauldin, South Carolina...attended Mauldin High School...went to college at Lenoir-Rhyne University in Hickory, North Carolina...in 2018, was named to the First-Team All-South Athletic Conference, D2 CCA Second Team All-Southeast Region and ABCA/Rawlings Second Team All-Southeast Region...holds the school record for most triples in a single-season (seven)...was drafted in the 17th round of the 2018 First-Year Player Draft by the Atlanta Braves

Career Batting Record																				
Year	Team	AVG	G	AB	R	H	2B	3B	HR	RBI	SH	SF	HBP	BB	SO	SB	CS	OBP	SLG	E
2018	Danville	.308	32	130	28	40	8	4	1	15	0	0	3	22	32	7	6	.419	.454	1
	Rome	.257	28	113	20	29	2	5	0	8	0	0	2	11	27	9	3	.333	.363	2
2019	Rome	.284	109	429	85	122	18	9	9	46	0	2	10	62	115	47	19	.386	.431	4
2021	Mississippi	.237	99	363	60	86	14	4	8	34	0	0	18	42	128	29	6	.345	.364	3
2022	Mississippi	.234	78	274	44	64	12	4	3	27	0	2	6	40	87	19	5	.342	.339	3
	Gwinnett	.204	19	54	3	11	2	0	0	5	0	1	1	3	15	5	1	.254	.241	1
2023	Mississippi	.228	55	193	40	44	3	1	5	14	1	0	3	39	72	22	5	.366	.332	1
	Gwinnett	.154	62	159	25	26	3	1	4	19	0	5	3	32	67	13	3	.307	.270	0
2024	Mississippi	.244	92	315	44	77	11	2	3	31	0	4	4	39	92	47	7	.331	.321	1
	Gwinnett	.257	25	74	13	19	3	1	0	7	0	2	2	12	30	14	1	.367	.324	0
Minor League - 6 years		.239	612	2211	302	529	103	21	44	246	6	19	19	247	442	24	17	.319	.365	16

Career Transactions

- July 11, 2018: Drafted by the Atlanta Braves in the 17th round of the First Year Player Draft out of Rhyne University
- December 15, 2024: Signed as a Free Agent with the Los Angeles Dodgers.

Injured List

- No injuries at the Major League level



Carlos DURAN

RHP | 83

@carlosduran_27

Bats: Right **Throws:** Right

Height: 6-7 **Weight:** 230

Opening Day Age: 23

Born: July 30, 2001 in Nagua, Dominican Republic

Resides: Nagua, Dominican Republic

Acquired: Signed to a minor league contract with the Los Angeles Dodgers on March 8, 2018



Career Highlights

- * Dominican Republic native joins the Dodgers for his first Spring Training and sixth professional season
- * Owns a minor league record of 4-20 with a 4.09 ERA (121 ER/266.1 IP) in 81 games (78 starts) with 326 strikeouts against 109 walks
- * Picked up his first professional win on June 26 with Rookie-level Dodgers DSL Shoemaker, tossing 5.0 innings and giving up two hits, two unearned runs and three walks while striking out five
- * Signed to a minor league contract on March 8, 2018 by the Los Angeles Dodgers

Year-By-Year

2024

- Played with Single-A Rancho Cucamonga (7 GS), Double-A Tulsa (11 GS) and Triple-A Oklahoma City (1 GS)
- Combined to go 0-6 with a 3.71 ERA (22 ER/53.1 IP) and 62 strikeouts against 32 walks
- Tossed a season-high seven strikeouts on July 2 with Tulsa in 3.0 innings of work

2023

- Missed the season while recovering from surgery

2022

- Started one game with Rookie-level ACL Dodgers, tossing a scoreless inning with one hit batter and one strikeout
- Spent the rest of the season with Advanced-A Great Lakes, going 1-3 with a 4.25 ERA (23 ER/48.2 IP) in 14 games (13 starts)...struck out 68 against 24 walks

2021

- Played most of the season with Single-A Rancho Cucamonga, tossing a 2-4 record with a 5.25 ERA (43 ER/73.2 IP) in 20 games (18 starts) with 109 strikeouts against 24 walks
- Ended the season with Advanced-A Great Lakes, going 0-1 with a 8.59 ERA (7 ER/7.1 IP) in two starts

2020

- Did not play due to the minor league season being cancelled

2019

- Split the season between Rookie-level Dodgers DSL Shoemaker (5 GS) and Rookie-level AZL Dodgers (8 GS)
- Combined to go 1-4 with a 4.24 ERA (19 ER/40.1 IP) and 39 strikeouts against 20 walks
- Picked up his first professional win on June 26 with Rookie-level Dodgers DSL Shoemaker, tossing 5.0 innings and giving up two hits, two unearned runs and three walks while striking out five

2018

- Spent his first season with Rookie-level Dodgers DSL Robinson, going 0-2 with a 1.50 ERA (7 ER/42.0 IP) in 12 starts with 30 strikeouts against three walks

Personal

Carlos Daniel Duran...born on July 30, 2001 in Nagua, Dominican Republic...underwent Tommy John surgery in 2022...signed a minor league contract with the Dodgers as a free agent in 2018

Career Pitching Record																			
Year	Team	W-L	ERA	G	GS	CG	SHO	SV	IP	H	R	ER	HR	HB	BB	SO	WP	BK	AVG
2018	DSL Robinson	0-2	1.50	12	12	0	0	0	42.0	29	9	7	1	2	3	20	6	1	.196
2019	DSL Shoemaker	1-0	0.43	5	5	0	0	0	21.0	8	3	1	0	0	10	23	2	0	.119
2021	AZL Dodgers	0-4	8.38	8	8	0	0	0	19.1	38	23	18	3	2	10	16	1	0	.404
	Rancho Cucamonga	2-4	5.25	20	18	0	0	0	73.2	81	50	43	9	9	24	109	6	5	.266
2022	Great Lakes	0-1	8.59	2	2	0	0	0	7.1	10	8	7	0	0	6	6	1	0	.323
	ACL Dodgers	0-0	0.00	1	1	0	0	0	1.0	0	0	0	0	1	0	1	0	0	.000
2024	Great Lakes	1-3	4.25	14	13	0	0	0	48.2	43	25	23	6	2	25	68	7	1	.235
	Rancho Cucamonga	0-2	4.61	7	7	0	0	0	13.2	9	12	7	1	3	11	22	0	2	.176
	Tulsa	0-4	3.05	11	11	0	0	0	38.1	43	14	13	3	5	18	48	2	1	.281
	Oklahoma City	0-0	13.50	1	1	0	0	0	1.1	0	2	2	0	0	3	3	0	0	.000
Minor League- 5 years		4-20	4.09	81	78	0	0	0	266.1	261	146	121	23	24	109	326	25	10	.251

Career Transactions

· March 8, 2018: Signed as a Free Agent with the Los Angeles Dodgers

Injured List

· No injuries at the Major League level.



Julian FERNÁNDEZ

RHP | 61

@JulianFernandez.16

Bats: Right **Throws:** Right

Height: 6-6 **Weight:** 230

Opening Day Age: 29

Born: December 5, 1995 in Boca Chica, Dominican Rep.

Resides: Boca Chica, Dominican Republic

Acquired: Signed by the Dodgers as a free agent to a minor league contract on January 6, 2025



Career Highlights

- * Dominican Republic native joins the Dodgers after signing a minor league contract on January 6
- * Owns a 13-14 minor league career record with a 4.38 ERA (125 ER/257.0 IP) in 237 relief outings with 245 strikeouts against 134 walks
- * Made his Major League debut on Sept. 5, 2021 vs. ATL, tossing 1.2 innings, giving up three hits, three runs and one home run while striking out one...his 102.8 MPH pitch on Oct. 2 at Arizona was the fastest pitch in Rockies history in the Statcast Era (since 2015) and tied for the fourth-fastest pitch in the Majors in 2021
- * Named a Northwest League midseason All-Star in 2016 with Class-A Short Season Boise and a Mexican League Sur Mid-Season All-Star All-Star in 2024 with El Aguila de Veracruz
- * Signed to a minor league contract by Colorado on July 2, 2012

Year-By-Year

2024

- Played for El Aguila de Veracruz in the Mexican League, going 1-1 with a 1.82 ERA (7 ER/34.2 IP) in 34 games...struck out 43 against 12 walks
- Named a Mexican League Sur Mid-Season All-Star

2023

- Signed by Toronto to a minor league contract on January 6...assigned to Triple-A Buffalo where he went 1-0 with a 10.61 ERA (11 ER/9.1 IP) in seven relief appearances before being released on May 25

2022

- Spent the entirety of the season with Triple-A Albuquerque, going 2-5 with a 6.63 ERA (42 ER/57.0 IP) and one save
- His 58 appearances, 65 strikeouts and 10.26 K/9 were all the highest marks of his career

2021

- Split the season between Double-A Hartford (30 G) and Triple-A Albuquerque (14 G) before being called up to Colorado
- Went a combined 3-2 in the minors with a 2.53 ERA (12 ER/42.2 IP) with one save and 42 strikeouts against 16 walks
- Made his Major League debut on Sept. 5 vs. ATL, tossing 1.2 innings and giving up three hits, three runs and one home run while striking out one...his 102.8 MPH pitch on Oct. 2 at Arizona was the fastest pitch in Rockies history in the Statcast Era (since 2015) and tied for the fourth-fastest pitch in the Majors in 2021
- Played six games with COL, going 0-0 with a 10.80 ERA (8 ER/6.2 IP) with four strikeouts and four walks

2020

- Missed the entirety of the season due to the COVID-19 pandemic

2019

- Missed the entire season recovering from Tommy John surgery
- Returned to Colorado as a Rule 5 Draft return on October 19

2018

- Missed the entire season recovering from Tommy John surgery
- Claimed off waivers by Miami on November 19

2017

- Spent the season with Single-A Asheville, tossing a 1-2 record with a 3.26 ERA (21 ER/58.0 IP) and three saved in 51 relief outings...struck out 57 batters against 18 walks
- Acquired by San Francisco after the season in the Rule of 5 Draft on December 14

2016

- Played the entire season with Class-A Short Season Boise, going 1-2 with a 1.17 ERA (3 ER/23.0 IP) in in 21 outings while holding batters to a .163 average...his 13 saves led the Northwest League
- Named a Northwest League midseason All-Star

2015

- Began the season with Rookie-level DSL Rockies (24 G) before being assigned to Rookie-level Grand Junction (4 G) on August 26
- Combined to go 3-2 with a 3.55 ERA (15 ER/38.0 IP) with 35 strikeouts against 15 walks with a 1.11 WHIP...his four saves with DSL Rockies were tied for most on the team

2014

- Played his second straight season with Rookie-level DSL Rockies, tossing a 1-0 record with a 5.60 ERA (11 ER/17.2 IP) in 18 relief appearances

2013

- Began his professional career with Rookie-level DSL Rockies, going 1-1 with a 7.94 ERA (10 ER/11.1 IP) om 10 games

Personal

Julian Antonio Fernandez...nickname is "billete" translated as "the ticket"...enjoys hunting birds and horse racing...pitched for Veracruz in the Mexican League in 2024 and has pitched for Augilas and Estrellas in the Dominican Winter League (2021-25)...originally signed by the Rockies as an international free agent out of the Dominican Republic in 2012.

Career Pitching Record																			
Year	Team	W-L	ERA	G	GS	CG	SHO	SV	IP	H	R	ER	HR	HB	BB	SO	WP	BK	AVG
2013	DSL Rockies	1-1	7.94	10	0	0	0	0	11.1	12	14	10	0	2	12	7	2	0	.267
2014	DSL Rockies	1-0	5.60	18	0	0	0	0	17.2	13	12	11	1	3	17	15	9	0	.206
2015	DSL Rockies	3-2	3.55	24	0	0	0	4	33.0	25	15	13	0	1	12	29	6	1	.219
	Grand Junction	0-0	3.60	4	0	0	0	0	5.0	2	4	2	0	1	3	6	2	1	.118
2016	Boise	1-2	1.17	21	0	0	0	13	23.0	13	3	3	0	0	20	19	3	0	.163
2017	Asheville	1-2	3.26	51	0	0	0	3	58.0	54	28	21	2	3	18	57	11	0	.241
2021	Hartford	2-2	3.45	30	0	0	0	1	28.2	25	14	11	4	0	12	24	2	2	.229
	Albuquerque	1-0	0.64	14	0	0	0	0	14.0	10	2	1	0	0	4	18	1	0	.204
	COLORADO	0-0	10.80	6	0	0	0	0	6.2	9	8	8	2	0	4	4	1	0	.310
2022	Albuquerque	2-5	6.63	58	0	0	0	1	57.0	54	46	42	15	6	32	65	11	2	.243
2023	Buffalo	1-0	10.61	7	0	0	0	0	9.1	18	13	11	3	0	4	5	0	2	.233
Major League - 1 year		0-0	10.80	6	0	0	0	0	6.2	9	8	8	2	0	4	4	1	0	.310
Minor League- 8 years		13-14	4.38	237	0	0	0	22	257.0	226	151	125	25	16	134	245	47	8	.233

Career Single-Game Bests			
Low-Hit Complete Game:	---	Most Strikeouts:	1, 4x, last, September 24, 2021 vs. SF
Most Innings Pitched Starter:	---	Most Walks:	1, 4x, last, October 2, 2021 at ARI
Most Innings Pitched Reliever:	1.2, September 5, 2021 vs. ATL	Longest Winning Streak:	---
Most Earned Runs Allowed:	3, 2x, last, September 5, 2021 vs. ATL	Longest Losing Streak:	---

Career Fielding Record						
Position	PCT	G	PO	A	E	TC
Pitcher	1.000	6	2	0	0	2

Career Transactions

- July 2, 2012: Signed as a Free Agent with the Colorado Rockies
- January 6, 2025: Signed as a Free Agent with the Los Angeles Dodgers.

Injured List

- No injuries at the Major League level



Jackson
FERRIS

LHP | 93

@jackson__ferris

Bats: Left Throws: Left

Height: 6-4 Weight: 195

Opening Day Age: 21

Born: January 15, 2004 in Winston-Salem, NC

Resides: Winston-Salem, NC

Acquired: Acquired by the Dodgers in a trade on January 11, 2024



Career Highlights

- * Southpaw enters his second professional season with the Dodgers (third overall) and his first Spring Training
- * North Carolina native owns a 7-10 record in 45 minor league starts with a 3.25 ERA (66 ER/182.2 IP) and 222 strikeouts against 90 walks while holding batters to a .195 average
- * Named the Dodgers 2024 Branch Rickey Minor League Pitcher of the Year, the franchise's top developmental pitching award
- * Traded to the Dodgers with OF Zahir Hope by the Cubs on January 11 for Michael Busch and Yency Almonte
- * Drafted by Chicago-NL in the 2nd round (47th overall) of the 2022 MLB Draft out of IMG Academy

Year-By-Year

2024

- Began the season with Advanced-A Great Lakes, going 4-4 with a 3.39 ERA (37 ER/98.1 IP) in 20 starts with 119 strikeouts against 43 walks
- Promoted to Double-A Tulsa on Aug. 2, and posted a 1-3 record with a 2.54 ERA (8 ER/28.1 IP) in eight starts with 26 strikeouts
- Traded to the Dodgers with OF Zahir Hope on January 11 for Michael Busch and Yency Almonte
- Named the Branch Rickey Minor League Pitcher of the Year, the franchise's top developmental pitching award

2023

- Played his first professional action with Single-A Myrtle Beach, tossing a 2-3 record with a 3.38 ERA (21 ER/56.0 IP) in 18 starts with 77 strikeouts against 33 walks

Personal

Jackson Conner Ferris...was committed to the University of Mississippi before signing with the Cubs... went 8-0 with a 1.33 ERA, 10 strikeouts and only 15 walks in 10 games during his senior season with IMG Academy.

Career Pitching Record

Year	Team	W-L	ERA	G	GS	CG	SHO	SV	IP	H	R	ER	HR	HB	BB	SO	WP	BK	AVG
2023	Myrtle Beach	2-3	3.38	18	18	0	0	0	56.0	35	22	21	1	6	33	77	15	0	.179
2024	Great Lakes	4-4	3.39	20	20	0	0	0	98.1	71	44	37	4	4	43	119	11	2	.198
	Tulsa	1-3	2.54	7	7	0	0	0	28.1	22	8	8	2	4	14	26	0	0	.216
Minor League- 2 years		7-10	3.25	45	45	0	0	0	182.2	128	74	66	7	14	90	222	26	2	.195

Career Transactions

- June 8, 2022: Drafted by the Chicago Cubs in the second round of the 2022 First Year Player Draft out of IMG Academy
- January 11, 2024: Acquired along with Zahir Hope in trade with the Chicago Cubs for RHP Yency Almonte and IF Michael Busch.

Injured List

- No injuries at the Major League level



Giovanny GALLEGOS

RHP | 65

@giogalle45

Bats: Right **Throws:** Right

Height: 6-2 **Weight:** 215

Opening Day Age: 33

Born: August 14, 1991 in Ciudad Obregon, Sonora, Mexico

Resides: Phoenix, AZ

Acquired: Signed by the Dodgers to a minor league contract on November 22, 2024

ML Service: 6.041

ML Debut: May 2, 2017



Career Highlights

- * Reliever joins the Dodgers on a minor league contract after signing on November 22, 2024
- * Owns a Major League record of 18-21 with a 3.49 ERA (130 ER/335.2 IP) and 45 saves in 311 games with New York-AL (2017-18) and St. Louis (2018-2024)
- * In 212 minor league games (27 starts), went 23-22 with a 2.95 ERA (141 ER/429.2 IP) and 18 saves...struck out 466 batters against 96 walks
- * Set the St. Louis franchise record for saves in the month of Sept. with 11 in 2021
- * Made his Major League debut on May 12, 2017 vs. HOU, striking out the only batter he faced in 0.1 innings
- * Picked up his first Major League win with STL on April 11, 2019 vs. LAD, firing 1.1 innings and giving up one hit while striking out three
- * Earned his first career save with NYY on July 9, 2018 at BAL, firing 3.0 innings and giving up two hits, two runs, a home run and two walks
- * Was a part of Team Mexico in the 2017 World Baseball Classic, making one relief appearance for and giving up one run in 2.0 innings...in 2023, went 0-1 with a 6.00 ERA (2 ER/3.0 IP) and two saves in four games for Mexico
- * Originally signed as a non-drafted free agent on Jan. 6, 2011 by New York

Year-By-Year

2024

- In 21 relief outings with St. Louis, went 2-1 with a 6.53 ERA (15 ER/20.2 IP) with one save and 21 strikeouts
- Went on the injured list with right shoulder impingement on May 6...on rehab assignments with Triple-A Memphis and Double-A Springfield, combined to go 0-1 with an 11.37 ERA (8 ER/6.1 IP) in six games (one start)
- Signed by Minnesota to a minor league contract on Aug. 6 after being released...assigned to Triple-A St. Paul where he went 0-1 with a 4.26 ERA (6 ER/12.2 IP) in 13 appearances with eight strikeouts against 10 walks

2023

- Finished the season 2-4 with a 4.42 ERA (27 ER/55.0 IP)...ranked among team leaders in holds (1st), saves (10, 2nd), games (56, 3rd), blown saves (1st), games finished (16, T-3rd) and strikeouts (59, T-7th)
- Converted double-digit saves for the third consecutive season (14 in 2021, 14 in 2022, 10 in 2023), becoming the first Cardinal since Trevor Rosenthal (2014-17) to do so
- Was 1-0 with a 0.68 ERA (1 ER/13.1 IP), one save and 15 strikeouts in 12 games in July
- Missed the final 13 games due to season-ending right shoulder rotator cuff tendinitis

2022

- In a team-leading 57 relief outings, went 3-6 with a 3.05 ERA (20 ER/59.0 IP) and 73 strikeouts...his career-high tying 14 saves were second highest on the team behind RHP Ryan Helsley (19)
- Pitched on consecutive days a team-leading 11 times
- Appeared in both games of the Wild Card Series vs. PHI and did not allow a run over 2.1 innings pitched with one walk and a strikeout

2021

- Appeared in a career-high 73 relief outings for St. Louis, going 6-5 with a 3.02 ERA (27 ER/80.1 IP) and 14 saves...struck out a career-high 95 against 20 walks
- Tied for 11th in the National League in saves...set franchise record for saves in the month of Sept. (11)
- Appeared in the 8th inning of the NL Wild Card game vs. LAD, striking out two of the four batters he faced in 1.0 scoreless inning

2020

- Spent the entirety of the season with St. Louis, going 2-2 with a 3.60 ERA (6 ER/15.0 IP) on 16 relief outings with four saves...his saves were tied for first on the team
- Missed 14 games with a right groin strain (9/11-20)
- Appeared in two Postseason games against SD in the Wild Card series, going 1-0 with a 9.00 ERA (2 ER/2.0 IP) with three strikeouts

2019

- Played in only one game with Triple-A Memphis before being recalled to St. Louis for the rest of the season
- In 66 games with St. Louis, went 3-2 with a 2.31 ERA (19 ER/74.0 IP) and one save...struck out 93 against 16 walks...was tied for second on the team in appearances
- Picked up his first Major League win April 11 vs. LAD, firing 1.1 innings and giving up one hit while striking out three
- Posted 1.89 ERA in 31 games after the All-Star Break (33.1 IP), ranking 4th among N.L. qualifiers behind Jack Flaherty (0.91), Jacob deGrom (1.44) and Archie Bradley (1.71)...made 25 appearances of four or more outs, T-2nd among NL relievers with Seth Lugo (NYM)
- Appeared in five postseason games and did not allow a run in three appearances (all Cardinals wins) in the NLDS vs. ATL but surrendered a run in Game 1 of the NLCS vs. WSH...was the 4th Mexican-born player to appear in a postseason game for St. Louis, joining RHP Dennys Reyes (2009), RHP Fernando Salas (2011-12), and LHP Jaime García (2011-15)

2018

- Began the season between Triple-A Scranton/Wilkes-Barre and New York-AL, going 2-1 with a 3.90 ERA (12 ER/27.2 IP) and two saves in 17 games and 0-0 with a 4.50 ERA (5 ER/10.0 IP) in four games respectively
- Earned his first career save at BAL on July 9, firing 3.0 innings and giving up two hits, two runs, a home run and two walks
- Acquired by the St. Louis organization on July 28 in a trade
- Made his St. Louis debut vs. SF on Sept. 23, pitching a scoreless 9th inning allowing one hit with two strikeouts...made one other appearance for STL on Sept. 25, pitching 0.1 innings
- With Triple-A Memphis, tossed an 0-0 record with a 0.54 ERA (1 ER/16.2 IP) in 13 games...struck out 16 against three walks...struck out a season-high seven batters in 2.2 innings of relief vs. Durham

2017

- In 28 relief appearances with Triple-A Scranton/Wilkes-Barre, went 4-2 with seven saves and a 2.08 ERA (10 ER/43.1 IP) and 69 strikeouts
- Made his Major League debut on May 12 vs. HOU, striking out the only batter he faced in 0.1 innings
- Tossed a career-high 3.0 innings in on May 14 vs. HOU...collected his first career strikeout on Brian McCann
- Was 0-1 with a 4.87 ERA (11 ER/20.1 IP) in 16 relief appearances over four stints in his first Major League action with the Yankees

2016

- Split the season between Double-A Trenton and Triple-A Scranton/Wilkes-Barre, going 2-1 with a 1.09 ERA (4 ER/33.0 IP) in 17 games and 5-1 with a 1.40 ERA (7 ER/45.0 IP) in 25 games respectively
- Led all minor league pitchers (min. 75.0 IP) with a 12.23 K/9.0 IP ratio and a 36.1% strikeout rate, ranked fifth in ERA and opponents' batting average (.175) and 12th with a 6.24 K/BB ratio

2015

- Combined at Advanced-A Tampa (30 G), Double-A Trenton (3 G) and Triple-A Scranton/Wilkes-Barre (2 G) to go 3-1 with five saves and a 1.71 ERA (23 ER/63.0 IP) in 35 relief appearances
- Went 1-0 with five saves and a 0.96 ERA (3 ER/28.0 IP) in his final 18 appearances of the year (combined at all three levels)

2014

- Spent the entire season with Single-A Charleston, going 5-5 with one save and a 4.57 ERA (45 ER/88.2 IP) in 29 games (six starts)...his 1.52 BB/9.0IP ratio as a reliever ranked fourth in the South Atlantic League

2013

- Made 16 starts with short-season Single-A Staten Island, going 2-8 with a 4.27 ERA (31 ER/65.1 IP)...tied for the NYPL lead in starts and ranked fifth among starters with a 1.93 BB/9.0IP ratio

2012

- Made his professional debut with the GCL Yankees, going 0-1 with a 1.67 ERA (5 ER/27.0 IP) in 12 appearances (four starts)

Personal

Giovanny Gallegos ... Pitched for Team Mexico in the 2017 and 2023 World Baseball Classics... recipient of the 2023 Premio Nacional del Deporte medal as a member of Team Mexico of the World Baseball Classic. Was presented his medal by Mexico's president, Andres Manuel Lopez Obrador... pitched for the Cardinals in their 2019 Mexico Series vs. Cincinnati (April 14) at Estadio de Béisbol Monterrey in his home country. Surrendered a homer to Yasiel Puig and then struck out Eugenio Suárez...shares the all-time Major League lead in appearances (5) in the Wild Card Game/ Series with Jake Diekman (TB/OAK) ... was the winning pitcher in the Cardinals most recent playoff win, Game 1 of the 2020 Wild Card Series at San Diego...has been a part of two Triple-A Championship teams with Memphis (2018) and Scranton Wilkes-Barre (2016)...sent the Memphis Redbirds to the 2018 Pacific Coast League Championship on a two-strike walk-off single in the 10th inning vs. Oklahoma City off Edward Paredes in only his second career professional plate appearance.

Career Pitching Record																			
Year	Team	W-L	ERA	G	GS	CG	SHO	SV	IP	H	R	ER	HR	HB	BB	SO	WP	BK	AVG
2012	GCL Yankees	0-1	1.67	12	4	0	0	0	27.0	20	7	5	1	2	2	22	0	1	.206
2013	Staten Island	2-8	4.27	16	16	0	0	0	65.1	71	32	31	9	5	14	43	3	1	.278
2014	Charleston	5-5	4.57	29	6	0	0	1	88.2	108	56	45	8	3	19	91	6	0	.298
2015	Tampa	3-1	1.35	30	0	0	0	5	53.1	32	11	8	2	2	7	54	2	1	.172
2016	Trenton	0-0	5.40	3	0	0	0	0	6.2	7	4	4	0	0	2	7	0	1	.259
	Scranton/Wilkes-Barre	0-0	0.00	2	0	0	0	0	3.0	2	0	0	0	0	0	3	0	0	.182
	Trenton	2-1	1.09	17	0	0	0	2	33.0	20	6	4	1	0	7	53	1	0	.171
	Scranton/Wilkes-Barre	5-1	1.40	25	0	0	0	2	45.0	28	7	7	4	1	10	53	4	1	.178
2017	Scranton/Wilkes-Barre	4-2	2.08	28	0	0	0	5	43.1	28	12	10	4	1	11	69	5	0	.179
2018	NEW YORK-AL	0-1	4.87	16	0	0	0	0	20.1	21	12	11	3	0	5	22	1	1	.263
	Scranton/Wilkes-Barre	2-1	3.90	17	0	0	0	2	27.2	24	13	12	1	1	7	41	1	0	.231
	Memphis	0-0	0.54	13	0	0	0	1	16.2	7	1	1	0	0	3	16	1	0	.130
	NEW YORK-AL	0-0	4.50	4	0	0	0	1	10.0	10	5	5	2	0	3	10	0	0	.278
	ST. LOUIS	0-0	0.00	2	0	0	0	0	1.1	1	0	0	0	0	0	2	0	0	.200
	Memphis	0-0	0.00	1	0	0	0	0	1.0	0	0	0	0	0	0	1	0	0	.000
2019	ST. LOUIS	3-2	2.31	66	0	0	0	1	74.0	44	19	19	9	3	16	93	3	1	.170
	ST. LOUIS	2-2	3.60	16	0	0	0	4	15.0	9	6	6	1	0	4	21	1	0	.170
2021	ST. LOUIS	6-5	3.02	73	0	0	0	14	80.1	51	28	27	6	6	20	95	4	0	.183
2022	ST. LOUIS	3-6	3.05	57	0	0	0	14	59.0	42	23	20	6	0	18	73	2	1	.197
2023	ST. LOUIS	2-4	4.42	56	0	0	0	10	55.0	54	28	27	11	0	12	59	3	1	.252
2024	Springfield	0-0	11.57	2	0	0	0	0	2.1	4	3	3	0	0	2	2	0	2	.364
	Memphis	0-1	11.25	4	1	0	0	0	4.0	5	5	5	3	0	2	3	0	0	.313
	St. Paul	0-1	4.26	13	0	0	0	0	12.1	13	7	6	0	1	10	8	2	2	.265
	ST. LOUIS	2-1	6.53	21	0	0	0	1	20.2	24	15	15	6	0	10	21	1	0	.286
Major League - 8 years		18-21	3.49	311	0	0	0	45	335.2	256	136	130	44	9	88	396	15	4	.209
Minor League- 9 years		23-22	2.95	212	27	0	0	18	429.2	369	164	141	33	16	96	466	25	9	.230

Career Postseason Pitching Record																		
Year	Team	W-L	ERA	G	GS	CG	SHO	SV	IP	H	R	ER	HR	HBP	BB	SO	WP	BK
2019	NLDS: STL vs. ATL	0-0	0.00	0	0	0	0	0	2.0	1	0	0	0	0	2	3	0	0
	NLCS: STL vs. WAS	0-0	3.86	2	0	0	0	0	2.1	2	1	1	0	0	1	3	0	0
2020	NLWC: STL vs. SD	1-0	9.00	2	0	0	0	0	2.0	3	2	2	2	0	1	3	0	0
2021	NLWC: STL vs. LAD	0-0	0.00	1	0	0	0	0	1.0	1	0	0	0	0	0	2	0	0
2022	NLWC: STL vs. PHI	0-0	0.00	2	0	0	0	0	2.1	0	0	0	0	0	1	1	0	0
	Postseason Totals	1-0	2.79	10	0	0	0	0	9.2	7	3	3	2	0	5	12	0	0
WC Totals		1-0	3.38	5	0	0	0	0	5.1	4	2	2	2	0	2	6	0	0
LDS Totals		0-0	0.00	0	0	0	0	0	2.0	1	0	0	0	0	2	3	0	0
LCS Totals		0-0	3.86	2	0	0	0	0	2.1	2	1	1	0	0	1	3	0	0

Career Single-Game Bests	
Low-Hit Complete Game:	---
Most Innings Pitched Starter:	---
Most Innings Pitched Reliever:	3.0, 4x, last, July 6, 2024 at WAS
Most Earned Runs Allowed:	5, June 28, 2023 vs. HOU
Most Strikeouts:	6, June 27, 2018 at PHI
Most Walks:	3, 3x, last, October 3, 2022 at PIT
Longest Winning Streak:	3, 3x, last, July 24, 2023 - April 12, 2024
Longest Losing Streak:	4, 2x, last, May 3 - June 28, 2023

Career Fielding Record							
Position	PCT	G	PO	A	E	TC	DP
Pitcher	.957	311	17	28	2	47	1

- Career Transactions
- January 6, 2011: Signed by the New York Yankees as an amateur free agent.
 - July 29, 2018: Traded by the New York Yankees with Chasen Shreve to the St. Louis Cardinals for Luke Voit and international bonus slot money.
 - August 2, 2024: Released by the St. Louis Cardinals.
 - August 6, 2024: Signed as a Free Agent with the Minnesota Twins.
 - November 22, 2024: Signed as a Free Agent with the Los Angeles Dodgers.

- Injured List
- July 18-28, 2020 (undisclosed)
 - September 11 -21, 2020 (left groin strain)
 - September 18 - October 2, 2023 (right shoulder tendonitis)
 - May 6 - June 21, 2024 (right shoulder impingment)



Luis GARCIA

RHP | 57

@ Luis_GarciaRd

Bats: Right **Throws:** Right
Height: 6-2 **Weight:** 240
Opening Day Age: 38
Born: January 1, 1987 in Santo Domingo, Dominican Republic
Resides: Phoenix, AZ
Acquired: Signed by the Dodgers to a minor league contract on February 14, 2025
ML Service: 9.007
ML Debut: July 10, 2023

Career Highlights

- * Veteran right-handed reliever signed as a non-roster free agent by the Dodgers on Feb. 13 after appearing in a combined 60 games for the Angels and Red Sox in 2024
- * The sinkerballer enters his 13th Major League season in 2025 and has pitched in 545 career MLB games with the Phillies (2013-18), Angels (2019, 2024), Rangers (2020), Cardinals (2021), Padres (2022-23) and Red Sox (2024)
- * Has appeared in at least 60 games in three consecutive seasons and had made 50 or more appearances in a season seven times...his 185 games over the last three years ranks 28th in the Major Leagues over that time
- * Made Major League debut with Philadelphia, July 10, 2013 vs. Washington and made Postseason debut in 2021 with St. Louis (1.2 scoreless IP vs. the Dodgers in Wild Card Game)
- * Was originally signed by the Dodgers as an amateur free agent in January 2004 and then traded to Philadelphia in 2009

Year-By-Year

2024

- Began the season with the Angels and pitched in 45 games with a 3.71 ERA before being traded to the Boston Red Sox on July 30 for four minor leaguers
- Had a career best four saves in 2024, all for the Angels
- Held batters to a .226 average while with the Angels last year
- In eight July games, posted a 1.04 ERA (1 ER/8.2 IP) while holding the opposition to a .161 average (5-for-31)

2023

- In second season with Padres, his 61 appearances tied with Josh Hader for second-most among San Diego relievers, trailing only Nick Martinez (63)
- Had a 3.06 ERA (32.1 IP - 11 ER) at home and limited opponents to a .224 average
- Limited right-handers to a .214 average (13-for-140)
- Limited opponents to a .174 average with runners in scoring position
- Was one of 25 pitchers to make 20+ appearances from Aug. 1 - Oct. 1 and post a sub-.200 ERA (1.96)

2022

- In his first season with the Padres, led the San Diego pen with 64 relief appearances, which tied for 16th-most among all NL hurlers

- Led all Friars' relievers with 20 holds, which tied for sixth in the NL (Adam Ottavino-NYM)
- Logged four wins and six losses, tying career highs from 2014 with PHI, and his three saves set a new career high
- Did not allow an earned run in 20 of his first 23 appearances from April 15 - June 11
- Posted scoreless outings in 24 of his final 30 games from July 14 - October 4, converting three saves with six holds over that span

2021

- Signed with Cardinals as a minor league free agent on July 9
- Among all NL pitchers with a least 30 appearances, his 34 baserunners allowed tied for third-fewest...allowed just two home runs in 135 batters faced
- Prior to being signed as a minor league free agent by the Cardinals on July 9, appeared in 18 games with Yankees' Triple-A affiliate (Scranton/Wilkes-Barre), posting a 3.63 ERA

2020

- Went 0-2 with a 7.56 ERA (8.1IP - 7 ER) in 11 appearances (two starts) for the Rangers in shortened 2020 campaign...originally signed by Rangers as minor league free agent on Jan. 9, 2020...both starts came as an 'opener' on Sept. 1 at HOU and Sept. 11 vs. OAK

2019

- Was on Angels' Opening Day roster and ranked among staff leaders in appearances (64, 3rd) and holds (6, 4th)
- Posted a 2.25 ERA (16.0 IP - 4 ER) in 18 outings before lading on IL (May 13-25) due to a lumbar spine spasm
- Made first career Major League start on May 30 at Seattle as an opener (1.0 IP, 1 H)

2018

- Made Opening Day roster with Phillies for second time in career (also 2015)
- Matched career high with four strikeouts July 24 vs. Dodgers...struck out 28 batters in final 20.2 innings pitched (26 appearances)

2017

- With Phillies, finished third among NL relievers with rate of 0.38 home runs allowed per nine innings...Went 31 consecutive innings without allowing a homer from May 25 - Aug. 4 (36.2 IP)
- In final 23 games, posted a 1.61 ERA (4 ER/22.1IP) and did not allow an earned run in 21 of those appearances
- Set new career bests in ERA (2.65) and innings pitched (71.1)
- Had career-high 21.2 inning scoreless streak June 14 - July 29 (18 games)...was longest single season streak for a Phillies reliever since Larry Anderson's club relief record 32.2 IP in 1984.

2016

- Appeared in 17 games for Phillies across four stints in Majors
- Earned only win of season Aug. 3 vs. San Francisco with a scoreless 12th inning
- Became Lehigh Valley's all-time saves leader with 38th Triple-A save July 30 at Rochester

2015

- In first full season in Majors with Phillies, set career highs in games (72), strikeouts (63) and wins (4)
- Posted a 1.14 ERA NL East opponents; lowest mark among all MLB relievers (min. 30 IP)
- Earned first Major League save May 17 vs. Arizona (2.0 IP)

2014

- Had four stints with Phillies but spent majority of season with Triple-A Lehigh Valley
- Did not allow a run across final six Major League appearances (6.2 IP) and held opponents to a .095 average during the run (2-for-21)
- Finished tied for the International League lead in saves (22)...was selected to International League All-Star Team and earned Paul Owens Award as best pitcher in Phillies minor league system

2013

- Made Major League debut with Phillies July 10 vs. Washington and worked one scoreless inning
- Had six straight scoreless appearances to begin Major League career (7.2 IP)
- Earned first Major League win in final appearance of season Sept. 28 at Atlanta with two shutout frames
- Held opponents to a .118 (4-for-34) average with runners in scoring position
- Appeared in 33 total minor league games with High-A Clearwater, Double-A Reading and Triple-A Lehigh Valley

Personal

Luis Amado García...nickname is Amadito...attended Escuela José Bordas Valdez (Santo Domingo, D.R.), where he played baseball, basketball and volleyball...pitched for Estrellas de Oriente in Dominican Winter League following 2013, 2014 and 2016 seasons...received the 2014 Paul Owens Award, as best pitcher in Phillies' minor league system

Career Pitching Record																			
Year	Team	W-L	ERA	G	GS	CG	SHO	SV	IP	H	R	ER	HR	HB	BB	SO	WP	BK	AVG
2006	DSL Dodgers	2-1	4.32	11	6	0	0	0	33.1	28	21	16	1	3	20	16	8	0	.219
2007	GCL Dodgers	3-0	3.55	12	0	0	0	0	25.1	19	11	10	0	2	17	17	8	0	.293
2008	Ogden	3-0	2.40	21	2	0	0	9	30.0	22	14	8	1	2	17	37	4	0	.193
2009	Great Lakes	5-3	2.92	34	0	0	0	5	71.0	68	27	23	5	1	15	55	7	0	.245
	Potomac	1-0	0.00	2	0	0	0	0	4.0	0	0	0	0	0	1	7	0	0	.000
2010	Hagerstown	4-4	3.88	26	0	0	0	0	51.0	48	25	22	3	5	17	43	10	0	.250
	Potomac	0-0	10.38	6	0	0	0	0	8.2	21	17	10	0	0	10	3	2	0	.488
2013	Clearwater	0-1	1.37	14	0	0	0	7	19.2	15	3	3	2	1	5	20	0	0	.208
	Reading	2-1	2.45	11	0	0	0	1	11.0	10	3	3	1	0	3	13	2	0	.250
	Lehigh Valley	0-0	0.82	8	0	0	0	3	11.0	5	1	1	0	0	4	8	2	0	.132
	PHILADELPHIA	1-1	3.73	24	0	0	0	0	31.1	27	15	13	3	1	23	23	3	0	.237
2014	Lehigh Valley	2-1	0.96	39	0	0	0	22	46.2	35	8	5	0	1	16	52	6	0	.205
	PHILADELPHIA	1-0	6.43	13	0	0	0	0	14.0	14	12	10	2	0	13	12	4	0	.255
2015	PHILADELPHIA	4-6	3.51	72	0	0	0	2	66.2	72	28	26	4	0	37	63	6	1	.275
2016	Lehigh Valley	6-3	2.14	48	0	0	0	13	54.2	38	13	13	3	5	24	53	8	1	.203
	PHILADELPHIA	1-1	6.46	17	0	0	0	0	15.1	21	11	11	2	1	8	14	2	0	.318
2017	Lehigh Valley	0-0	5.79	4	1	0	0	1	4.2	5	3	3	0	0	5	7	0	0	.263
	PHILADELPHIA	2-5	2.65	66	0	0	0	2	71.1	61	22	21	3	0	26	60	9	0	.229
2018	Reading	0-1	27.00	1	0	0	0	0	0.2	3	2	2	2	0	0	1	0	0	.600
	Lehigh Valley	0-0	10.80	2	0	0	0	0	1.2	3	2	2	1	0	0	3	1	0	.375
	PHILADELPHIA	3-1	6.07	59	0	0	0	1	46.0	49	31	31	4	4	18	51	7	0	.271
2019	Inland Empire	0-0	0.00	1	0	0	0	0	1.0	0	0	0	0	0	0	3	0	0	.000
	LOS ANGELES-AL	2-1	4.35	64	2	0	0	1	62.0	61	35	30	13	5	33	57	7	0	.257
2020	TEXAS	0-2	7.56	11	2	0	0	0	8.1	10	9	7	1	0	9	11	2	0	.278
2021	Scranton/Wilkes-Barre	1-2	3.63	18	0	0	0	11	17.1	16	8	7	2	0	3	19	3	0	.246
	ST. LOUIS	1-1	3.24	34	0	0	0	2	33.1	25	12	12	2	1	8	34	3	0	.202
2022	Lake Elsinore	0-0	0.00	2	0	0	0	0	2.0	2	0	0	0	0	0	3	0	0	.250
	SAN DIEGO	4-6	3.39	64	0	0	0	3	61.0	57	28	23	3	5	17	68	7	0	.243
2023	SAN DIEGO	2-3	4.07	61	0	0	0	0	59.2	59	30	27	6	6	24	53	4	0	.252
2024	Worcester	0-0	0.00	1	0	0	0	0	1.0	1	0	0	0	0	0	0	0	0	.250
	LOS ANGELES-AL	5-1	3.71	45	0	0	0	4	43.2	37	21	18	4	3	14	40	5	0	.226
	BOSTON	0-0	8.22	15	0	0	0	0	15.1	24	15	14	4	0	1	13	0	0	.338
Major League - 12 years		26-28	4.14	545	4	0	0	15	528.0	517	269	242	51	26	231	499	59	1	.253
Minor League- 14 years		29-17	2.92	261	9	0	0	72	394.2	349	158	128	21	20	157	360	61	1	.235

Career Postseason Pitching Record																			
Year	Team	W-L	ERA	G	GS	CG	SHO	SV	IP	H	R	ER	HR	HBP	BB	SO	WP	BK	
2021	NLWC: STL vs. LAD	0-0	0.00	1	0	0	0	0	1.2	1	0	0	0	0	1	0	0	0	
2022	NLWC: SD vs. NYM	0-0	0.00	1	0	0	0	0	1.0	1	0	0	0	0	1	1	1	0	
	NLDS: SD vs. LAD	0-0	0.00	1	0	0	0	0	1.0	0	0	0	0	0	0	2	0	0	
	NLCS: SD vs. PHI	0-0	3.38	2	0	0	0	0	2.2	2	1	1	1	0	0	2	0	0	
Postseason Totals		0-0	1.42	5	0	0	0	0	6.1	4	1	1	1	0	2	5	1	0	
WC Totals		0-0	0.00	2	0	0	0	0	2.2	2	0	0	0	0	2	1	1	0	
LDS Totals		0-0	0.00	1	0	0	0	0	1.0	0	0	0	0	0	0	2	0	0	
LCS Totals		0-0	3.38	2	0	0	0	0	2.2	2	1	1	1	0	0	2	0	0	

Low-Hit Complete Game:	---	Most Strikeouts:	4, 2x, last, July 24, 2018 vs LAD
Most Innings Pitched Starter:	1.0, 3x, last, Sep 1, 2020 @ HOU	Most Walks:	4, May 21, 2014 @ MIA
Most Innings Pitched Reliever:	3.1, Aug 24, 2013 vs AZ	Longest Winning Streak:	4 games, 2x, last, Sep 20, 2023-June 28, 2024
Most Earned Runs Allowed:	5, 4x, last, Aug 11, 2024 vs HOU	Longest Losing Streak:	6 games, June 12, 2022-Apr 13, 2023

Career Fielding Record							
Position	PCT	G	PO	A	E	TC	DP
Pitcher	.909	77	3	7	1	11	0

Career Transactions

- January 22, 2004: Signed by the Los Angeles Dodgers as an amateur free agent.
- August 31, 2009: Traded by the Los Angeles Dodgers with a player to be named later to the Washington Nationals for Ronnie Belliard. The Los Angeles Dodgers sent Víctor Gárate (September 2, 2009) to the Washington Nationals to complete the trade.
- March 25, 2013: Signed as a Free Agent with the Philadelphia Phillies.
- December 6, 2018: Traded by the Philadelphia Phillies to the Los Angeles Angels for José Álvarez.
- January 9, 2020: Signed as a Free Agent with the Texas Rangers.
- December 12, 2020: Signed as a Free Agent with the New York Yankees.
- July 9, 2021: Signed as a Free Agent with the St. Louis Cardinals.
- December 1, 2021: Signed as a Free Agent with the San Diego Padres.
- December 13, 2023: Signed as a Free Agent with the Los Angeles Angels.
- July 30, 2024: Traded by the Los Angeles Angels to the Boston Red Sox for Matthew Lugo (minors), Yeferson Vargas (minors), Niko Kavadas and Ryan Zeferjahn.
- February 14, 2025: Signed as a Free Agent with the Los Angeles Dodgers.

Injured List

- May 27 - June 13, 2023 (left oblique strain)
- April 4 - 15, 2022 (right oblique strain)



Austin GAUTHIER

IF | 82

@ajgator_

Bats: Right **Throws:** Right
Height: 5-10 **Weight:** 188
Opening Day Age: 25
Born: May 7, 1999 in Cheyenne, Wyoming
Resides: Cheyenne, WY
Acquired: Signed with the Dodgers as a non-drafted free agent on August 4, 2021



Career Highlights

- * Wyoming native enters his fourth season in the Dodgers organization and first invitation to Spring Training
- * Owns a Minor League slashline of .291/.433/.433 with a .910 OPS, 53 doubles, 11 triples, 19 home runs and 130 RBI
- * Has spent the most time in the field at shortstop (109 G, 104 GS), committing 20 errors in 372 total chances over 899.0 innings
- * Named MiLB Organization All-Star with the Dodgers in 2023
- * Named Midwest League Player of the Month for May 2023, including Player of the Week for May 7 and May 28, after slashing .349/.491/.614 with a 1.105 OPS and 23 RBI
- * Signed with the Dodgers as a non-drafted free agent on August 4, 2021

Year-By-Year

2024

- Started the season with Double-A Tulsa, playing in 24 games and hitting .280 (23-for-82) with eight extra-base hits and 17 RBI
- Promoted to Triple-A Oklahoma City on May 7, slashing .247/.355/.330 with two home runs and 31 RBI in 106 games
- Had his best month in June with Triple-A Oklahoma City, slashing .272/.422/.383 in 24 games with a home run and eight RBI

2023

- Began the season with Advanced-A Great Lakes before being promoted to Double-A Tulsa
 - With Advanced-A Great Lakes, slashed .365/.487/.568 with a 1.055 OPS in 40 games
 - In 84 games with Double-A Tulsa, hit .293 (94-for-321) with 19 doubles, four triples, six home runs and 34 RBI
 - Spent the most combined time at third base (32 G, 31 GS), committing five errors over 121 total chances in 249.0 innings
 - Named MiLB Organization All-Star with the Dodgers
 - Named Midwest League Player of the Month for May, including Player of the Week for May 7 and May 28, after slashing .349/.491/.614 with a 1.105 OPS and 23 RBI
- Went 3-for-3 with a double and four RBI on May 3 against Quad Cities...hit .485 (16-for-33) with runners in scoring position with Advanced-A Great Lakes...had his best month with Double-A Tulsa, slashing .337/.465/.408 in 26 games with a .873 OPS

2022

- Spent a majority of the season with Single-A Rancho Cucamonga before being assigned to Advanced-A Great Lakes on August 3
 - In 84 games with Single-A Rancho Cucamonga, slashed .287/.461/.433 with a .894 OPS, 18 doubles, four triples, six home runs and 49 RBI
 - Hit .177 (11-for-62) in 21 games with Advanced-A Great Lakes with four extra base hits and five RBI
 - Spent a combined 72 games (69 starts) at shortstop, committing 16 errors over 240 total chances in 596.2 innings
- Had his best month at the plate in June, slashing .308/.500/.549 with a 1.049 OPS in 25 games...notched a .304 (68-for-224) average off of righties compared to .237 (18-for-76) off lefties with Single-A Rancho Cucamonga

2021

- Played his first professional season with Rookie-level ACL Dodgers
- In 30 games, slashed .255/.387/.327 with a .714 OPS, three doubles, two triples and 17 RBI

Personal

Austin James Gauthier...born May 7, 1999 in Cheyanne, Wyoming...played four seasons at Hofstra...signed with Austin James Gauthier...born on May 7, 1999 in Cheyenne, Wyoming...attended Hofstra College and was named to the Commissioner’s Academic Honor Roll in 2020, ABCA/Rawlings All-Northeast Region First Team and All-Colonial Athletic Associate First Team in 2021...attended South County High School in Fairfax, Virginia, where he was named to the all-conference team as a junior and senior...has one brother...hobbies include boating and golfing...signed a minor league contract with the Dodgers as a free agent in 2021

Career Batting Record																				
Year	Team	AVG	G	AB	R	H	2B	3B	HR	RBI	SH	SF	HP	BB	SO	SB	CS	OBP	SLG	E
2021	ACL Dodgers	.255	30	98	22	25	3	2	0	17	0	3	0	23	38	5	1	.387	.327	4
2022	Rancho Cucamonga	.287	84	300	81	86	18	4	3	49	0	0	9	88	81	10	1	.461	.433	19
	Great Lakes	.177	21	62	9	11	3	0	1	5	0	2	2	15	18	2	2	.346	.274	4
2023	Great Lakes	.365	40	148	39	54	10	1	6	25	0	2	1	36	30	4	0	.487	.568	4
	Tulsa	.293	84	321	72	94	19	4	6	34	0	4	3	64	54	15	6	.411	.433	8
2024	Tulsa	.280	24	82	20	23	3	1	4	17	0	2	4	22	16	2	2	.445	.488	4
	Oklahoma City	.247	106	364	47	90	16	4	2	31	0	0	5	56	87	11	0	.355	.330	6
Minor League - 4 years		.279	389	1375	290	383	72	16	25	178	0	13	24	304	324	49	12	.414	.409	49

Transactions

- August 4, 2021: Signed with the Los Angeles Dodgers as a non-drafted free agent.

Injured List

- No Injuries at the Major League Level



José E.
HERNÁNDEZ

LHP | 52

@dodgers

Bats: Left **Throws:** Left

Height: 6-3 **Weight:** 205

Opening Day Age: 27

Born: December 31, 1997 in Puerto Plata, Dominican Rep.

Resides: Puerta Plata, Dominican Republic

Acquired: Traded to the Dodgers organization on June 13, 2024

ML Service: 1.002

ML Debut: April 1, 2024



Career Highlights

- * Dominican Republic native joins he Dodgers for his first Spring Training with the organization after spending the last few years with Pittsburgh...owns a 2-4 record with a 4.82 ERA (30 ER/56.0 IP) in 57 relief outings for Pittsburgh
- * In 158 minor league games (25 starts), has a 19-11 record with a 3.67 ERA (101 ER/247.2 IP) and 278 strikeouts against 120 walks
- * Made his Major League Debut on April 1, 2023, at CIN, tossing 1.0 scoreless inning and giving up one hit
- * Picked up his first Major League win on Sept. 23, 2023, at CIN, pitching only 0.1 innings and giving up one walk and striking out one
- * Garnered his first Major League save on March 28, 2024, at MIA, tossing 1.0 perfect innings
- * Earned up his first professional win on Aug. 2, 2016, tossing 1.1 innings and giving up two hits, two runs and two walks while striking out two
- * Pitched his first complete game shutout on June 15, 2017, giving up only five hits and one walk and striking out four
- * Earned his first professional save on July 25, 2021, tossing 1.0 scoreless innings and giving up two hits and striking out one
- * Signed by the Dodgers to a minor league contract on May 12, 2016

Year-By-Year

2024

- Began the season in the Rockies organization before signing a minor league contract with Boston as a free agent - Pitched in seven games for Pittsburgh, going 1-1 with a 3.38 ERA (2 ER/5.1 IP) with a save and four strikeouts
- Garnered his first Major League save on March 28 at MIA, tossing 1.0 perfect inning
- In three stints for Triple-A Indianapolis, going 0-0 with a 7.04 ERA (12 ER/15.1 IP) in 14 games with 21 strikeouts against nine walks
- Traded to Los Angeles-NL on June 13, beginning with Rookie-level ACL Dodgers and tossing a 1-0 record in three scoreless games (one start)
- Finished out the season with Triple-A Oklahoma City, pitching a 1-1 record with a 4.50 ERA (9 ER/18.0 IP)

2023

- Claimed off waivers by Pittsburgh on Dec. 7, 2022
- Made his Major League debut on April 1 at CIN, tossing 1.0 scoreless innings and giving up one hit
- Picked up his first Major League win on Sept. 23 at CIN, pitching only 0.1 innings and giving up one walk and striking out one
- Finished his first Major League season with a 1-1 record and a 4.97 ERA (28 ER/50.2 IP) in 50 relief appearances and 62 strikeouts against 22 walks
- Went on a rehab assignment with Triple-A Indianapolis after sustaining a right calf strain, going 0-0 with a 3.28 ERA (21 ER/36.1IP) in five games

2022

- Began the season with Advanced-A Great Lakes (15 G) before being promoted to Double-A Tulsa (36 G, 2 GS) on May 28

- Combined to go 4-4 with a 3.32 ERA (22 ER/59.2 IP) and eight saves with 69 strikeouts against 25 walks
- Went a combined 4-1 with a 2.45 ERA (7 ER/25.2 IP) and two saves in 22 home games (one start) compared to 0-3 with a 3.97 ERA (15 ER/34.0 IP)and six saves in 29 away games (one start)

2021

- Began the season with Single-A Rancho Cucamonga, going 2-0 with a 4.75 ERA (16 ER/30.1 IP) and one save in 22 games (three starts) with 41 strikeouts against 13 walks
- Earned his first professional save on July 25, tossing 1.0 scoreless innings and giving up two hits and striking out one
- Finished the season with Advanced-A Great Lakes, tossing a 1-2 record with a 3.60 ERA (6 ER/15.0 IP) in 10 games (two starts) while holding batters to a .182 average

2020

- Did not play due to the minor league season being cancelled

2019

- Did not play due to injury

2018

- Made his stateside debut with Rookie-level AZL Dodgers, tossing a 2-1 record with a 2.96 ERA (9 ER/27.1 IP) in 15 relief outings while holding batters to a .180 average

2017

- Spent the entire season with Rookie-level DSL Dodgers 1, going 6-2 with a 2.52 ERA (18 ER/64.1 IP) in 15 games (14 starts) with 55 strikeouts against 24 walks
- Pitched his first complete game shut out on June 15, giving up only five hits and one walk and striking out four

2016

- Began his professional career with Rookie-level DSL Dodgers 2, going 2-1 with a 6.75 ERA (7 ER/9.1 IP) in seven games and eight strikeouts against 11 walks
- Picked up his first professional win on Aug. 2, tossing 1.1 innings and giving up two hits, two runs and two walks while striking out two

Personal

Jose Ernesto Hernandez ... Was traded by the Pirates to the Dodgers on June 13, 2024, more than eight years after the Dodgers signed him as an international free agent ... Loved playing basketball as a teenager in Puerto Plata, the hometown of NBA player Al Horford ... One of three Hernandezes to appear at Spring Training for the Dodgers in 2025, along with Kiké and Teoscar ... Would be the second player with his name to suit up for the Dodgers, following infielder-outfielder José Hernández, who hit 13 home runs for the 2004 squad.

Career Pitching Record																			
Year	Team	W-L	ERA	G	GS	CG	SHO	SV	IP	H	R	ER	HR	HB	BB	SO	WP	BK	AVG
2016	DSL Dodgers	2-1	6.75	7	0	0	0	0	9.1	10	8	7	0	2	11	8	5	1	.270
2017	DSL Dodgers	6-2	2.52	15	14	1	1	0	64.1	53	24	18	1	0	24	55	12	1	.226
2018	AZL Dodgers	2-1	2.96	15	0	0	0	0	27.1	18	12	9	2	0	14	38	5	2	.180
2021	Rancho Cucamonga	2-0	4.75	22	3	0	0	1	301	32	17	16	1	1	13	41	3	1	.274
	Great Lakes	1-2	3.60	10	2	0	0	0	15.0	10	6	6	2	2	9	20	1	0	.182
2022	Great Lakes	1-2	2.14	15	0	0	0	8	21.0	17	11	5	1	1	7	22	1	0	.207
	Tulsa	3-2	3.96	36	2	0	0	0	38.2	30	18	17	7	2	18	47	0	0	.219
2023	Indianapolis	0-0	3.38	5	2	0	0	0	5.1	2	2	2	1	0	3	6	0	0	.111
	PITTSBURGH	1-3	4.97	50	0	0	0	0	50.2	47	30	28	9	1	22	62	5	2	.239
2024	ACL Dodgers	1-0	0.00	3	1	0	0	0	3.0	0	0	0	0	0	2	6	0	0	.000
	Indianapolis	0-0	7.04	14	0	0	0	0	15.1	19	12	12	1	1	9	21	0	0	.292
	Oklahoma City	1-1	4.50	16	1	0	0	0	18.0	17	9	9	1	0	10	14	1	0	.246
	PITTSBURGH	1-1	3.38	7	0	0	0	1	5.1	5	2	2	1	0	4	4	1	1	.238
Major League - 2 years		2-4	4.82	57	0	0	0	1	56.0	52	32	30	10	1	26	66	6	3	.239
Minor League - 7 years		19-11	3.67	158	25	1	1	9	247.2	208	119	101	17	9	120	278	29	5	.225

Career Single-Game Bests																		
Low-Hit Complete Game:		---										Most Strikeouts:						
Most Innings Pitched Starter:		---										4, 2x, last, September 8, 2023 at ATL						
Most Innings Pitched Reliever:		3.0, May 23, 2023 vs. SEA										Most Walks:						
Most Earned Runs Allowed:		4, August 27, 2023 vs. CHC										Longest Winning Streak:						
												1, 2x, last, April 7, 2024						
												Longest Losing Streak:						
												2, September 24-27, 2023						

Career Fielding Record																		
Position	PCT	G	PO	A	E	TC	DP											
Pitcher	1.000	57	1	2	0	3	0											

- Career Transactions
- May 12, 2016: Signed as a Free Agent with the Los Angeles Dodgers.
 - December 7, 2022: Selected off waivers by the Pittsburgh Pirates from the Los Angeles Dodgers.
 - June 13, 2024: Purchased by the Los Angeles Dodgers from the Pittsburgh Pirates.

- Injured List
- No injuries at the Major League level



Kody HOESE

IF | 47

@kody_hoese

Bats: Right **Throws:** Right
Height: 6-3 **Weight:** 200
Opening Day Age: 27
Born: July 13, 1997 in Merrillville, IN
Resides: Phoenix, AZ
Acquired: Drafted in the first round (25th overall) of the 2019 First-Year Player Draft



Career Highlights

- * 27-year-old enters his sixth professional season in the Dodgers organization after playing the entirety of the 2024 season with Triple-A Oklahoma City
- * The Indiana native has put together a .252/.315/.392 slashline with 70 doubles, nine triples, 41 home runs and 200 RBI in 415 games in the minor leagues
- * Spent his first professional season with the Arizona-League Dodgers Mota and Advanced-A Great Lakes and in 41 games, he hit .299 (44-for-147) with eight doubles, two triples, five home runs and 29 RBI
- * In 2021, the third baseman split time with Double-A Tulsa and Rookie-Level AZL Dodgers on a rehab assignment...in 69 games, he hit .196 with eight doubles, two home runs and 20 RBI
- * In 2022, he played 77 games with Double-A Tulsa and three games with the Rookie-League AZL Dodgers...in 80 games, he produced a .234/.282/.344/.626 slashline with 11 doubles, two triples, six home runs, and 36 RBI
- * In 2023, he had his best season since 2019, slashing .244/.300/.390 with 11 doubles, three triples, 11 home runs and 36 RBI...career-highs in games, triples, home runs and walks
- * Was drafted 25th overall in the 2019 First-Year Player Draft by the Los Angeles Dodgers out of Tulane

Year-By-Year

2024

- Spent the entirety of the season with Triple-A Oklahoma City
- Slashed .287/.361/.474, setting career-highs in doubles (32), home runs (17), RBI (79), hits (133), total bases (220), runs (76) and games played (127)
- Had his best month in August, slashing .333/.429/.679 in 25 games with six home runs and 19 RBI
- Hit .311 (70-for-225) in 60 road games compared to .264 (63-for-239) at home

2023

- In his third season for Double-A Tulsa, he had his best year since 2019, slashing .244/.300/.390 with 11 doubles, three triples, 11 home runs and 36 RBI in 98 games...career-highs in games, triples, home runs and walks
- Had his best month in July, slashing .307/.369/.520 with a double, five home runs, and 10 RBI
- Had a season-high six-game hit streak from July 22-29...hit .409 (9-for-22) during that span

2022

- In 2022, he played 77 games with Double-A Tulsa and three games with the Rookie-League AZL Dodgers...In 80 games, he produced a .234/.282/.344/.626 slashline with 11 doubles, two triples, six home runs, and 36 RBI
- Had his first and only multi-home run career game at the professional level on May 17...also a career-high four-hit game with a career-high 12 total bases
- Had his best month in May, producing a .333/.345/.531/.876 slashline with three doubles, two triples, three home runs and 18 RBI

In two Double-A championship games, he went 2-for-6 with a double and two walks...got swept in the two-game set by the Wichita Wind Surge...produced better power numbers against right-handers, blasting seven doubles, two triples, five homers and 26 RBI while sporting a .647 OPS against a .519 OPS when facing left-handers...was fantastic at the hot corner, putting together a .972 fielding percentage, making only four errors in 145 total chances...with the bases-loaded, he went 2-for-6 with three RBI

2021

- In 2021, the third baseman split time with Double-A Tulsa and Rookie-Level AZL Dodgers on a rehab assignment...in 69 games, he hit .196 with eight doubles, two home runs and 20 RBI
- He was a non-roster Spring Training invitee played in seven spring games, batting .333 (2-for-6) with a home run and two RBI
- Blasted his first home run at the Double-A level on June 6, 2021, off Derrick Adams

His splits against left-handed pitchers were one-sided as he hit .293 (17-for-58) and against right-handers, he hit .152 (26-for-171)...Posted a .927 fielding percentage at third base, making nine errors in 123 total chances...had his best game of the season on June 2, 2021 against the Northwest Arkansas Naturals, going 2-for-5 with a run, a home run, and a career-high four RBI in a 9-1 victory

2019

- Spent his first professional season with the Arizona-League Dodgers Mota and Advanced-A Great Lakes and in 41 games, he hit .299 (44-for-147) with eight doubles, two triples, five home runs and 29 RBI
- Collected his first professional hit in his first professional at-bat, a double off of Jhoan Cruz on June, 17, 2019...went 3-for-3 with three runs scored, three doubles and an RBI
- Followed up his three-hit performance with his first professional home run on June 18, 2019 off of Collin Wiles
- He smashed his first home run for Single-A Great Lakes on August 2, 2019, off Efrain Contreras
- Had his most productive month in June, slashing .429/.480/.810 with five doubles, a home run and six RBI in seven games

Personal

Kody Michael Hoese...resides in Merrillville, IN with his family...committed to play baseball at Tulane University in New Orleans, LA prior to signing with the Dodgers...while at Tulane he played a couple different positions, his freshman year playing in 44 games with 32 starts (17 at short stop, 13 at third base and two at DH). Off the field that season, he was named 2016-17 American Athletic Conference All- Academic Team and the Tulane Athletics 3.0 Club for fall 2016. In his Sophomore season, he started all 58 games at third base, hit .291 with 65 hits, 13 doubles, 5 home runs, two triples, 34 RBI, 34 runs, 21 walks, a .435 slugging percentage, .368 on base percentage... helped Griffith High School in Griffith, Indiana to a Regional Championship in his senior campaign, a two time All- Indiana selection for his efforts as a junior and senior.. received All- Region honors on two occasions, being named to the First Team All- Area and the Post Tribune First Team All Area

Career Batting Record																				
Year	Team	AVG	G	AB	R	H	2B	3B	HR	RBI	SH	SF	HBP	BB	SO	SB	CS	OBP	SLG	E
2019	Great Lakes	.264	22	91	15	24	3	1	2	16	0	2	2	8	14	0	0	.330	.385	2
	AZL Dodgers	.357	19	56	14	20	5	1	3	13	0	1	1	10	11	1	0	.456	.643	1
2021	AZL Dodgers	.258	10	31	2	8	1	0	0	3	0	1	0	2	4	0	0	.294	.290	1
	Tulsa	.188	229	26	43	7	0	2	17	0	3	0	2	15	55	2	2	.241	.245	8
2022	ACL Dodgers	.300	3	10	1	3	1	0	1	2	0	0	0	0	4	0	0	.300	.700	0
	Tulsa	.232	77	289	32	67	10	2	5	34	0	3	1	20	76	1	1	.281	.332	4
2023	Tulsa	.244	98	344	34	84	11	3	11	36	0	8	5	26	71	1	0	.300	.390	9
2024	Oklahoma City	.287	127	464	76	133	32	2	17	79	0	4	4	52	104	1	1	.361	.474	10
Minor League-5 years		.252	415	1514	200	382	70	9	41	200	0	22	15	133	339	6	4	.315	.392	35

Career Transactions

- June 8, 2019: Drafted in the first round (25th overall) out of Tulane University

Injured List

- No Injuries at the Major League Level



Zyhir
HOPE

OF | 94

@zyhir.hope

Bats: Left **Throws:** Left
Height: 5-10 **Weight:** 193
Opening Day Age: 20
Born: January 19, 2005 in Chesapeake, VA
Resides: Chesapeake, VA
Acquired: Traded to the Dodgers on January 11, 2024



Career Highlights

- * Young outfielder enter his second professional season with the Dodgers (third professional season overall) and first Spring Training
- * Traded to the Dodgers with LHP Jackson Ferris on January 11 for Michael Busch and Yency Almonte
- * Owns a .289/.419/.492 slashline in 72 minor league games with 16 doubles, 12 home runs and 45 RBI
- * Drafted by Chicago-NL in the 11th round of the 2023 MLB Draft (326th overall)
- * In 2023, he had his best season since 2019, slashing .244/.300/.390 with 11 doubles, three triples, 11 home runs and 36 RBI...career-highs in games, triples, home runs and walks

Year-By-Year

2024

- Traded to the Dodgers with LHP Jackson Ferris on January 11
- Played in 54 games for Single-A Rancho Cucamonga, slashing .287/.415/.490 with 14 doubles, nine home runs and 31 RBI
- Had his first career multi-homer game on April 7, gong 2-for-5 with three runs scored, two home runs, a walk and four RBI
- Appeared in seven games with Rookie-level ACL Dodgers on a rehab assignment, hitting .316 (6-for-19) with two doubles and five RBI

2023

- Played his first professional action with Rookie-level ACL Cubs, slashing .286/.419/.543 in 11 games with three home runs and nine RBI

Personal

Zyhir Antonio Hope....attended Colonial Forge High School in Stafford, VA...was also a left-handed pitcher in high school, regularly exceeding 90 MPH with his fastball...was committed to attending the University of North Carolina before being drafted...played for the Glendale Desert Dogs in the 2024 Arizona Fall League and hit five homers in 23 games...was ranked No. 75 on MLB.com's 2025 preseason top prospects list...originally drafted by the Cubs in the 11th round of the 2023 Amatuer Draft.

Career Batting Record

Year	Team	AVG	G	AB	R	H	2B	3B	HR	RBI	SH	SF	HBP	BB	SO	SB	CS	OBP	SLG	E
2023	ACL Cubs	.286	11	35	8	10	0	0	3	9	0	0	0	8	13	3	1	.419	.543	1
2024	ACL Dodgers	.316	7	19	4	6	2	0	0	5	0	0	1	4	2	1	0	.458	.421	0
	Rancho Cucamonga	.287	54	202	42	58	14	0	9	31	0	0	7	37	60	8	2	.415	.490	3
Minor League-2 years		.289	72	256	54	74	16	0	12	45	0	0	8	49	75	12	3	.419	.492	4

Career Transactions

- January 11, 2024: Acquired along with Jackson Ferris from the Chicago Cubs in exchange for RHP Yency Almonte and IF Michael Busch

Injured List

- No Injuries at the Major League Level



Joe JACQUES

LHP | 62

@jjacques34

Bats: Left **Throws:** Left

Height: 6-4 **Weight:** 210

Opening Day Age: 30

Born: March 11, 1995 in Shrewsbury, NJ

Resides: Shrewsbury, NJ

Acquired: Signed by the Dodgers minor league contract on November 17, 2024

ML Service: 0.060

ML Debut: June 12, 2013



Career Highlights

- * New Jersey native joins the Dodgers after signing a minor league contract on November 17, 2024
- * Southpaw owns a 16-12 record with a 3.82 ERA (112 ER/263.2 IP) in 196 minor league games (five starts) with seven saves and 243 strikeouts against 121 walks
- * Made his Major League debut on June 12, 2023 with Boston vs. COL, throwing five pitches and not recording an out before the game entered a rain delay
- * Picked up his first Major League win on June 16, 2023 vs. NYY, going 2.0 innings and giving up three hits and three runs (one earned) while striking out two...got his first Major League save on July 2 at TOR, in 1.0 innings of relief
- * Drafted in the 33rd round (984th overall) of the 2018 MLB Draft by Pittsburgh

Year-By-Year

2024

- Began the season with Triple-A Worcester, playing in four games for an 0-1 record with a 15.75 ERA (7 ER/4.0 IP)... appeared in one game for Boston, going 1.2 innings and giving up three hits and one run while striking out two
- Claimed off waivers by Arizona on April 23 and sent to Triple-A Reno, going 3-0 with a 4.30 ERA (18 ER/37.2 IP) in 35 relief outings...sent on a rehab assignment to Rookie-level ACL D-backs for one game, giving up two hits and one run in 1.0 innings of work with one strikeout
- Played one game for Arizona, tossing 1.1 innings of relief while giving up three hits, two runs, a home run and a walk

2023

- Claimed off waivers by Triple-A Worcester of Boston on December 7, 2022
- In three stints with Triple-A Worcester, tossed a 1-3 record with a 2.54 ERA (11 ER/39.0 IP) in 33 games (one start)
- Made his Major League debut on June 12 with Boston vs. COL, throwing five pitches and not recording an out before the game entered a rain delay
- Picked up his first Major League win on June 16 vs. NYY, going 2.0 innings and giving up three hits and three runs (one earned) while striking out two...got his first Major League save on July 2 at TOR, in 1.0 innings of relief
- Went 2-1 with a 5.06 ERA (15 ER/26.2 IP) in 23 games (one start) with 20 starts for Boston

2022

- Began the season on the injured list, going on rehab assignments to Advanced-A Bradenton and Double-A Altoona... went a combined 1-0 with a 0.00 ERA (0 ER/6.0 IP) in four games (one start)
- Played the rest of the season with Triple-A Indianapolis, going 4-1 with a 3.62 ERA (15 ER/37.1 IP) in 29 games with 27 strikeouts against 12 walks

2021

- Spent the entirety of the season with Triple-A Indianapolis, going 3-1 with save and a 4.31 ERA (23 ER/48.0 IP) with 53 strikeouts against 20 walks
- Had his best month in August, going 1-0 with a 0.73 ERA (1 ER/12.1 IP) in nine outings with 15 strikeouts against four walks

2020

• Missed the entirety of the season due to the COVID-19 pandemic

2019

• Split the season between Single-A Greensboro (14 G) and Advanced-A Bradenton (20 G)...went 0-1 with a 2.96 ERA (8 ER/24.1 IP) and 4-3 with a 2.41 ERA (11 ER/41.0 IP) respectively with a combined 59 strikeouts

• Ended the season with one game at Double-A Altoona, tossing 1.0 innings of relief and giving up one hit and two walks

2018

• Began his professional career with Rookie-level Bristol, going 0-2 with a 6.33 ERA (15 ER/21.1 IP) in 17 appearances

• Called up to Class-A Short-Season West Virginia for one outing, giving up three runs in 3.0 innings with one strikeout while not factoring in the decision

Personal

Joseph Jacques...played college ball at Manhattan College where he finished eighth in school history with 209 strikeouts against 256.2 innings

Career Pitching Record																				
Year	Team	W-L	ERA	G	GS	CG	SHO	SV	IP	H	R	ER	HR	HB	BB	SO	WP	BK	AVG	
2018	Bristol	0-2	6.33	17	0	0	0	1	21.1	19	19	15	1	4	19	19	2	0	.232	
	West Virginia	0-0	9.00	1	0	0	0	0	3.0	5	3	3	0	1	1	1	1	0	.417	
2019	Greensboro	0-1	2.96	14	0	0	0	0	24.1	15	9	8	2	1	15	20	2	0	.176	
	Bradenton	4-3	2.41	20	2	0	0	1	41.0	32	13	11	1	2	16	39	2	0	.213	
	Altoona	0-0	0.00	1	0	0	0	0	1.0	1	0	0	0	0	2	0	0	0	.333	
	Indianapolis	3-1	4.31	37	0	0	0	1	48.0	48	25	23	5	8	20	53	3	0	.261	
2022	Bradenton	0-0	0.00	2	0	0	0	1	3.0	1	0	0	0	0	0	4	0	0	.111	
	Altoona	1-0	0.00	2	1	0	0	0	3.0	1	0	0	0	0	2	4	0	0	.111	
	Indianapolis	4-1	3.62	29	0	0	0	2	37.1	35	15	15	4	4	12	27	1	0	.259	
	Worcester	1-3	2.54	33	1	0	0	1	39.0	32	15	11	4	4	13	35	2	0	.224	
2023	BOSTON	2-1	5.06	23	1	0	0	1	26.2	32	17	15	2	6	10	20	1	0	.308	
2024	ACL D-backs	0-0	9.00	1	1	0	0	0	1.0	2	1	1	0	0	0	1	0	0	.400	
	Worcester	0-1	15.75	4	0	0	0	0	4.0	8	7	7	0	0	6	7	0	1	.421	
	Reno	3-0	4.30	35	0	0	0	0	37.2	37	20	18	0	5	15	33	4	0	.252	
	BOSTON	0-0	5.40	1	0	0	0	0	1.2	3	1	1	0	1	0	2	1	0	.375	
	ARIZONA	0-0	13.50	1	0	0	0	0	1.1	3	2	2	1	0	1	0	0	0	.500	
Major League - 2 years		2-1	5.46	25	1	0	0	1	29.2	38	20	18	3	7	11	22	2	0	.322	
Minor League- 6 years		16-12	3.82	196	5	0	0	7	263.2	236	127	112	17	29	121	243	17	1	.240	

Career Single-Game Bests			
Low-Hit Complete Game:	---	Most Strikeouts:	3, July 6, 2023 vs. TEX
Most Innings Pitched Starter:	1.1, July 28, 2023 at OAK	Most Walks:	2, 2x, last, September 8, 2023 vs. BAL
Most Innings Pitched Reliever:	2.1, June 27, 2023 vs. MIA	Longest Winning Streak:	1, 2x, last, July 26, 2023
Most Earned Runs Allowed:	3, 3x, last, July 31, 2023 at SEA	Longest Losing Streak:	1, July 18, 2023

Career Fielding Record							
Position	PCT	G	PO	A	E	TC	DP
Pitcher	1,000	25	3	1	0	0	0

Career Transactions

- June 6, 2018: Drafted by the Pittsburgh Pirates in the 33rd round of the 2018 amateur draft. Player signed June 13, 2018.
- December 7, 2022: Selected off waivers by the Boston Red Sox from the Pittsburgh Pirates.
- April 23, 2024: Selected off waivers by the Arizona Diamondbacks from the Boston Red Sox.
- November 17, 2024: Signed as a Free Agent with the Los Angeles Dodgers.

Injured List

- No injuries at the Major League level



Justin JARVIS

RHP | 89

@justin.jarvis15

Bats: Right **Throws:** Right

Height: 6-2 **Weight:** 183

Opening Day Age: 25

Born: February 20, 2000 in Concord, NC

Resides: Concord, NC

Acquired: Signed a minor league contract on November 17, 2024 with the Los Angeles Dodgers



Career Highlights

- * North Carolina native joins the Dodgers for his seventh professional season and first in the organization
- * Owns a minor league record of 29-35 with a 4.56 ERA (255 ER/503.2 IP) in 127 outings (95 starts) with 504 strikeouts against 231 walks
- * Earned his first professional win on July 6, 2018, tossing 2.0 innings and giving up five hits and two runs while striking out three
- * Picked up his first professional save on June 22, 2024 with Double-A Binghamton, tossing 3.0 innings and giving up two hits and an unearned run while striking out five
- * Drafted in the 5th round (155th overall) by Milwaukee out of Lake Norman HS (NC)

Year-By-Year

2024

- Split the season between Double-A Binghamton (10 G, 5 GS) and Triple-A Syracuse (18 G, 5 GS)...combined to go 6-5 with a 4.55 ERA (4 ER/87.0 IP)
- Picked up his first professional save on June 22 with Double-A Binghamton, tossing 3.0 innings and giving up two hits and an unearned run while striking out five

2023

- Combined to go 6-6 with a 4.34 ERA (42 ER/87.0 IP) with Double-A Biloxi (14 GS) and Triple-A Nashville (3 GS) with 102 strikeouts
- Had his best month in April with Double-A Biloxi, going 2-1 with a 1.57 ERA (4 ER/23.0 IP) in four starts
- Traded to New York-NL on July 31 and assigned to Triple-A Syracuse, going 0-5 with an 8.04 ERA (28 ER/31.1 IP) in nine starts

2022

- Began the season with Advanced-A Wisconsin, going 9-8 with a 4.02 ERA (54 ER/121.0 IP) in 24 starts with 134 strikeouts against 51 walks
- Promoted to Double-A Biloxi on Aug. 23, tossing a 2-1 record in four starts with a 2.70 ERA (6 ER/20.1 IP)

2021

- Played the entire season with Advanced-A Wisconsin, going 1-7 with a 5.40 ERA (38 ER/63.1 IP) in 17 starts with 62 strikeouts against 35 walks
- Struck out a season-high 10 batters on Sept. 3 in 5.1 innings of work

2020

• Did not play due to the minor league season being cancelled

2019

• Spent the whole season with Single-A Wisconsin, tossing a 4-1 record with a 3.50 ERA (20 ER/74.2 IP) in 18 games (11 starts) with 52 strikeouts against 36 walks...held batters to a .198 average with a 1.18 WHIP

2018

- Played his first professional action with Rookie-level AZL Brewers, going 1-2 with a 6.63 ERA (14 ER/19.0 IP) in 10 games (three starts) with 18 strikeouts against four walks
- Earned his first professional win on July 6, tossing 2.0 innings and giving up five hits and two runs while striking out three

Personal

Justin Jarvis...was the No. 1 right-handed pitching prospect in North Carolina, according to Perfect Game...drafted eight spots ahead of future Guardians All-Star Steven Kwan ...

Career Pitching Record																			
Year	Team	W-L	ERA	G	GS	CG	SHO	SV	IP	H	R	ER	HR	HB	BB	SO	WP	BK	AVG
2018	AZL Brewers	1-2	6.63	10	3	0	0	0	19.0	24	14	14	2	3	4	18	2	0	.329
2019	Wisconsin	4-1	3.50	18	11	0	0	0	74.2	52	34	29	6	4	36	52	8	0	.198
2021	Wisconsin	1-7	5.40	17	17	0	0	0	63.1	63	42	38	9	2	35	62	3	1	.254
2022	Wisconsin	9-8	4.02	24	24	0	0	0	121.0	105	64	54	19	2	51	134	13	1	.231
2023	Biloxi	2-1	2.70	4	4	0	0	0	20.1	15	6	6	1	0	15	16	1	0	.217
	Biloxi	6-4	3.33	14	14	0	0	0	75.2	69	31	28	10	2	26	91	4	0	.240
	Nashville	0-2	10.80	3	3	0	0	0	11.2	17	16	14	2	0	12	11	2	0	.354
	Syracuse	0-5	8.04	9	9	0	0	0	31.1	43	33	28	8	0	22	36	0	0	.309
2024	Binghamton	5-2	2.90	10	5	0	0	1	40.1	29	14	13	4	2	7	45	1	0	.195
	Syracuse	1-3	5.98	18	5	0	0	0	46.2	59	33	31	7	3	23	39	3	0	.304
Minor League- 6 years		29-35	4.56	127	95	0	0	1	503.2	476	287	255	68	18	231	504	38	2	.247

Career Transactions

- June 7, 2018: Drafted by the Milwaukee Brewers in the fifth round of the 2018 First Year Player Draft out of Lake Norman HS (NC).
- November 17, 2024: Signed as a Free Agent with the Los Angeles Dodgers.

Injured List

- No injuries at the Major League level



Jared
KARROS

RHP | 58

@jaredkarros

Bats: Right **Throws:** Right

Height: 6-7 **Weight:** 195

Opening Day Age: 24

Born: November 16, 2000 in Manhattan Beach, CA

Resides: Manhattan Beach, CA

Acquired: Drafted by the Dodgers in the 16th round of the 2022 MLB Draft out of UCLA



Career Highlights

- * Southern California native enters his third professional season and first Spring Training
- * Owns an 11-5 record in 37 minor league games (33 starts) with one save and a 3.15 ERA (53 ER/151.1 IP) with 160 strikeouts against 45 walks
- * Picked up his first professional win on May 6, 2023 with Single-A Rancho Cucamonga, tossing 3.2 scoreless innings with three hits and three strikeouts
- * Earned his first professional save on Sept. 5, 2023 with Advanced-A Great Lakes, firing four scoreless innings and giving up only one hit while striking out two
- * Drafted by the Dodgers in the 16th round of the 2022 MLB Draft (495th overall) out of UCLA

Year-By-Year

2024

- Split the season between Advanced-A Great Lakes (7 GS) and Double-A Tulsa (8 GS)
- With Advanced-A Great Lakes, went 5-0 with a 1.59 ERA (6 ER/34.0 IP) with 36 strikeouts against seven walks
- Called up to Double-A Tulsa on May 7 where he went 2-1 with a 4.01 ERA (15 ER/33.2 IP) and 38 strikeouts
- Placed on the Development List from June 15 to Aug. 30

2023

- Began his first professional season with Single-A Rancho Cucamonga, going 3-4 with a 3.95 ERA (31 ER/70.2 IP) in 19 games (16 starts) with 75 strikeouts...was on the injured list from April 4 through May 5
- Picked up his first professional win on May 6, tossing 3.2 scoreless innings with three hits and three strikeouts
- Promoted to Advanced-A Great Lakes on Aug. 30 where he went 1-0 with a 0.69 ERA (1 ER/13.0 IP) in three games (two starts) with a save and 11 strikeouts
- Earned his first professional save on Sept. 5, firing four scoreless innings and giving up only one hit while striking out two

Personal

Jared Cayden Karros...born on November 16, 2000 in Manhattan Beach, CA to former Dodger great and current broadcaster Eric Karros and wife Trish...his brother Kyle currently plays in Colorado's farm system and has a sister named Mikah...attended UCLA and was an eight-time UCLA Director's Honor Roll and two-time Pac-12 Academic Honor Roll...at Mira Costa High School, earned three varsity baseball letters and was named the Bay League Pitcher of the Year his senior year, earning All-CIF Second Team honors...was drafted in the 16th round of the 2022 MLB Draft by the Dodgers

Career Pitching Record																			
Year	Team	W-L	ERA	G	GS	CG	SHO	SV	IP	H	R	ER	HR	HB	BB	SO	WP	BK	AVG
2023	Rancho Cucamonga	3-4	3.95	19	16	0	0	0	70.2	63	39	31	9	1	22	75	9	0	.236
	Great Lakes	1-0	0.69	3	2	0	0	1	13.0	8	1	1	1	1	11	0	0	.174	
2024	Great Lakes	5-0	1.59	7	7	0	0	0	34.0	21	6	6	1	0	7	36	1	1	.174
	Tulsa	2-1	4.09	8	8	0	0	0	33.2	30	15	15	3	0	15	38	2	0	.248
Minor League- 2 years		11-5	3.15	37	33	0	0	1	151.1	122	61	53	14	2	45	160	12	1	.220

Career Transactions

• June 7, 2007: Drafted by the Los Angeles Dodgers in the 16th round of the 2022 First Year Player Draft out of UCLA

Injured List

• No injuries at the Major League level



Jack LITTLE

RHP | 81

@jack_little11

Bats: Left**Throws:** Right**Height:** 6-4**Weight:** 190**Opening Day Age:** 27**Born:** January 10, 1998 in Louisville, KY**Resides:** Louisville, KY**Acquired:** Drafted by the Dodgers in the 5th round of the 2019 MLB Draft out of Stanford

Career Highlights

- * Kentucky native joins the Dodgers for his fifth professional season and first Spring Training
- * Owns a 6-5 record with a 4.98 ERA (71 ER/128.1 IP) in 102 minor league games (11 starts) and seven saves...has 133 strikeouts against 65 walks
- * Picked up his first professional win on May 30, tossing 2.1 scoreless innings and giving up two hits and striking out three
- * Earned his first professional save on May 11, throwing 3.0 innings, giving up one hit, one unearned run and hitting one batter and striking out four
- * Drafted by the Los Angeles Dodgers in the fifth round (161st overall) in the 2019 MLB Draft

Year-By-Year

2024

- Split the season between Double-A Tulsa (18 G) and Triple-A Oklahoma City (19 G), combining to go 3-2 with a 3.79 ERA (24 ER/57.0 IP) with five saves and 63 strikeouts against 16 walks
- Had his best month in April with Double-A Tulsa, going 2-0 with a 2.08 ERA (2 ER/8.2 IP) and two saves in seven relief outings...held batters to a .167 average
- Gathered consecutive saves twice on the season, April 24 and 26 and May 18 and 22

2023

- Played the whole season with Double-A Tulsa, going 0-1 in 20 outings with a 7.71 ERA (16 ER/18.2 IP) with 18 strikeouts against 15 walks

2022

- Did not appear due to injury

2021

- Spent the entire season with Advanced-A Great Lakes, going 3-1 with a 6.75 ERA (23 ER/30.2 IP) in 24 relief outings with two saves and 31 strikeouts against 11 walks
- Picked up his first professional win on May 30, tossing 2.1 scoreless innings and giving up two hits and striking out three
- Earned his first professional save on May 11, throwing 3.0 innings, giving up one hit, one unearned run and hitting on batter and striking out four

2020

- Did not play due to the minor league season being cancelled

2019

- Played his first professional season with Rookie-level AZL Dodgers Lasorda (1 GS), Rookie-level AZL Dodgers Mota (1 GS) and Single-A Great Lakes (9 GS), combining to go 0-1 with a 3.27 ERA (8 ER/22.0 IP)

Personal

Jack Alan Little...played three years at Stanford University, where he is the all-time career (28) and single-season leader (16) in saves...co-valedictorian of his high school

Career Pitching Record																				
Year	Team	W-L	ERA	G	GS	CG	SHO	SV	IP	H	R	ER	HR	HB	BB	SO	WP	BK	AVG	
2019	AZL Dodgers L	0-0	0.00	1	1	0	0	0	1.0	1	0	0	0	0	0	1	0	0	.250	
	AZL Dodgers M	0-0	0.00	1	1	0	0	0	2.0	0	0	0	0	0	0	3	0	0	.000	
	Great Lakes	0-1	3.79	9	9	0	0	0	19.0	12	11	8	3	1	14	17	2	0	.176	
2021	Great Lakes	3-1	6.75	24	0	0	0	2	30.2	35	25	23	5	4	11	31	3	0	.278	
2023	Tulsa	0-1	7.71	20	0	0	0	0	18.2	20	21	16	4	1	15	18	3	0	.270	
2024	Tulsa	2-1	2.18	18	0	0	0	4	20.2	13	7	5	0	3	5	23	1	0	.173	
	Oklahoma City	1-1	4.71	29	0	0	0	1	36.1	37	20	19	6	0	11	40	2	0	.261	
Minor League- 4 years		6-5	4.98	102	11	0	0	7	128.1	118	84	71	18	9	56	133	11	0	.238	

Career Transactions

- June 19, 2019: Drafted in the fifth round of the First Year Player Draft out of Stanford University.

Injured List

- No injuries at the Major League level



Griffin

LOCKWOOD-POWELL

C | 92

@glockwoodpowell

Bats: Right

Throws: Right

Height: 6-2

Weight: 195

Opening Day Age: 27

Born: February 23, 1998 in Sioux Falls, SD

Resides: Sioux Falls, SD

Acquired: Signed to a minor league contract by the Dodgers on August 11, 2021



Career Highlights

- * South Dakota native joins the Dodgers for his first Spring Training in his fourth professional season
- * Owns a .241/.349/.417 slashline in 247 minor league games with 44 doubles, 35 home runs and 137 RBI
- * Named Midwest League Player of the Week on Aug. 20, 2023 after hitting for the cycle on Aug. 18, going 4-for-5 with three runs and five RBI...the third cycle in Great Lakes history
- * Signed to a minor league contract by the Dodgers on August 11, 2021

Year-By-Year

2024

- Played the whole season with Double-A Tulsa, slashing .231/.303/.369 in 111 games with 16 doubles, 14 home runs and 55 RBI
- Set career-highs in home runs, RBI and games played
- Had his best month in May, slashing .277/.340/.530 in 22 games with five home runs and 17 RBI

2023

- Spent the entirety of the season with Advanced-A Great Lakes, slashing .238/.365/.437 in 98 games with 23 doubles, 13 home runs and 54 RBI
- Named Midwest League Player of the Week on Aug. 20 after hitting for the cycle on Aug. 18, going 4-for-5 with three runs and five RBI...the third cycle in Great Lakes history

2022

- Began the season with Rookie-level ACL Dodgers, playing five games and hitting .400 (4-for-10)
- Promoted to Single-A Rancho Cucamonga on June 24, slashing .276/.422/.514 in 33 games with four doubles, seven home runs and 26 RBI

Personal

Griffin Patrick Lockwood-Powell...played four years at Central Michigan University...earned MAC Tournament Most Valuable Player Award after hitting .545 (6 for 11) with a home run, a double, and six RBI in CMU's three-game run to tourney crown in 2019.

Career Batting Record

Year	Team	AVG	G	AB	R	H	2B	3B	HR	RBI	SH	SF	HBP	BB	SO	SB	CS	OBP	SLG	E
2022	ACL Dodgers	.400	5	10	4	4	1	0	1	2	0	0	0	8	4	0	0	.667	.800	0
	Rancho Cucamonga	.276	33	105	19	29	4	0	7	26	0	2	5	23	31	0	0	.441	.514	6
2023	Great Lakes	.238	98	323	53	77	23	1	13	54	0	5	7	60	87	1	1	.365	.437	3
2024	Tulsa	.231	111	420	49	97	16	0	14	55	0	4	5	40	198	2	1	.303	.369	7
Minor League - 3 years		.241	247	858	125	207	44	1	35	137	0	11	17	131	230	3	2	.349	.417	16

Career Transactions

- August 11, 2021: Signed as a minor league free agent with the Los Angeles Dodgers.

Injured List

- No injuries at the Major League level.



Chris OKEY

C | 46

@chrisokey25

Bats: Right **Throws:** Right**Height:** 5-11 **Weight:** 200**Opening Day Age:** 30**Born:** December 29, 1994 in Altamonte Springs, Florida**Resides:** Atlanta, GA**Acquired:** Signed by the Dodgers to a minor league contract on January 3, 2025**ML Service:** 0.033**ML Debut:** June 10, 2022

Career Highlights

- * Florida native enters his ninth professional season and second with the Dodgers
- * Owns a career Minor League slashline of .220/.290/.340 with a .630 OPS and 61 doubles, 11 triples, 38 home runs and 183 RBI
- * Made his Major League debut on June 10, 2022 at St. Louis, pinch hitting in the eighth inning...did not record a hit
- * Made his first Major League start on June 11, 2022 at St. Louis, going 0-for-3 with a run and a strikeout
- * Recorded his first Major League hit, a single, on June 13, 2022 at Arizona, finishing the day 1-for-3 with one run and two strikeouts
- * Was named an MiLB.com Reds Organization All-Star in 2016
- * Drafted by Cincinnati in the second round in the 2016 MLB draft

Year-By-Year

2024

- Spent the entirety of the season with Triple-A Oklahoma City, slashing .236/.282/.347 in 45 games
- Slashed .250/.276/.370 in 26 away games compared to .215/.292/.262 in 19 games at home
- Hit .256 (31-for-121) against righties against .182 (8-for-44) on lefties
- Went 4-for-4 with a run, a home run, an RBI and a walk on Sept. 21 vs. Salt Lake

2023

- Signed to a minor league contract with the Los Angeles Angels on March 30, 2023
 - Appeared in two games with Los Angeles-AL, not recording a hit in two at-bats with two strikeouts
 - In 63 games with Triple-A Salt Lake, slashed .281/.345/.414 with six doubles, two triples, six homers and 26 RBI
- Spun a .321 (17-for-53) batting average with runners in scoring position with 18 RBI...had hit best month at the plate in June, slashing .308/.379/.365 in 17 games

2022

- Spent a majority of the season with Triple-A Louisville before called up to Cincinnati on June 10...sent back to Triple-A Louisville on July 6
- Made his Major League debut on June 10 at St. Louis, pinch hitting in the eighth inning...did not record a hit
- Made his first Major League start on June 11 at St. Louis, going 0-for-3 with a run and a strikeout
- Recorded his first Major League hit, a single, on June 13 at Arizona, finishing the day 1-for-3 with one run and two strikeouts
- In seven games with Cincinnati, hit .167 (2-for-12)
- With Triple-A Louisville, slashed .220/.279/.356 with .635 OPS and 14 RBI

Smashed five RBI on June 4 with Triple-A Louisville at Gwinnett, finishing the day 4-for-5 with two runs, one double, one triple and one homer with one strikeout...slashed .258/.319/.470 in 23 games on the road with Triple-A Louisville

compared to .173/.228/.212 in 18 games at home

2021

- Spent the season at Triple-A Louisville (71 games)
 - Notched a .237/.330/.379 slashline with seven doubles, one triple, five homers and 23 RBI
 - Made 38 starts at catcher and three starts as the team's designated hitter...played one inning in left field
- Slashed .279/.380/.453 in 34 games on the road compared to .193/.277/.301 in 37 games at home...had his best month at the plate in July, hitting .355 (11-for-31) with seven RBI in 17 games

2020

- Participated in the Goodyear portion of Major League spring training camp...did not participate in July's Summer Camp at the alternate site

2019

- Made his first nine appearances of the season at Triple-A Louisville, hitting .121 (4-for-33) and a .273 OPS
- On 4/22 was sent to Double-A Chattanooga and spent the rest of the season there... slashing .228/.318/.423 with six doubles, seven home runs and 25 RBI

In an 8-6 win on May 22 vs Birmingham with Double-A Chattanooga, produced a three home run game, his first professional multi-homer game, and a career-high seven RBI...entered the season rated by MLB.com's MLB Pipeline the 27th-best prospect in the organization...On 1/10/20 was invited to Major League spring training camp, his second (2019)

2018

- Began the season with Advanced-A Daytona before being assigned to Double-A Pensacola on May 9
- In nine games with Advance-A Daytona, slashed .207/.281/.414 with a .695 OPS and three RBI
- With Double-A Pensacola, hit .198 (52-for-263) with 13 doubles, five triples and 26 RBI

Following the season was invited to 2019 Major League spring training camp, his first

2017

- Played the entirety of the season with Advanced-A Daytona (93 G)
- Slashed .185/.265/.249 with 10 doubles, one triple, three home runs and 28 RBI
- Recorded a .987 fielding percentage after committing nine errors in 719 total chances over 720.2 innings
- Named FSL Mid-season All-Star

2016

- Began his first professional season with Rookie-level Billings before being assigned to Single-A Dayton on July 1
- With Rookie-level Billings, hit .162 (6-for-37) with a double and an RBI in nine games
- In 42 games with Single-A Dayton, slashed .243/.323/.432 with a .755 OPS, eight doubles, a triple, six homers and 21 RBI

Was an MiLB.com Reds Organization All-Star...following the season was rated by MLB.com (12th) and Baseball America (14th) among the top prospects in the Reds organization

Personal

Christopher Campbell Okey...born December 29, 1994 in Altamonte Springs, Florida...played at Clemson University and in 186 appearances over his three-year career for the Tigers hit .301 with a .392 on-base percentage and .504 slugging percentage...twice was a finalist for the Johnny Bench Award, given annually to the best collegiate catcher in the nation, and was rated by *Baseball America* the best defensive catcher in the ACC.

Career Batting Record																				
Year	Team	AVG	G	AB	R	H	2B	3B	HR	RBI	SH	SF	HBP	BB	SO	SB	CS	OBP	SLG	E
2016	Billings	.162	9	37	5	6	1	0	0	1	0	1	0	1	8	0	0	.179	.189	2
	Dayton	.243	42	148	21	36	8	1	6	21	2	1	4	14	49	5	0	.323	.432	4
2017	Daytona	.185	93	325	27	60	10	1	3	28	0	1	4	32	104	2	1	.265	.249	9
2018	Daytona	.207	8	29	5	6	0	0	2	3	0	0	1	2	7	0	0	.281	.414	1
	Pensacola	.198	78	263	22	52	13	0	5	26	1	0	4	17	72	2	0	.257	.304	6
2019	Chattanooga	.228	49	149	21	34	6	1	7	25	1	1	1	19	52	0	0	.318	.423	6
	Louisville	.121	9	33	2	4	1	0	0	3	0	0	0	0	13	0	0	.121	.152	1
2021	Louisville	.237	71	169	22	40	7	1	5	23	0	1	2	22	47	0	0	.330	.379	2
2022	Louisville	.220	41	118	18	26	4	3	2	14	0	1	0	10	39	0	1	.279	.356	4
	CINCINNATI	.167	7	12	3	2	0	0	0	0	0	0	1	0	5	0	0	.231	.167	1
2023	Salt Lake	.281	63	210	24	59	6	2	6	26	3	1	5	16	48	2	2	.345	.414	4
	LOS ANGELES-AL	.000	2	0	0	0	0	0	0	0	0	0	0	0	2	0	0	.000	.000	1
2024	Oklahoma City	.236	45	165	19	39	5	2	2	13	1	1	1	10	33	4	0	.282	.327	3
Major League - 2 years		.143	9	14	3	2	0	0	0	0	0	0	1	0	7	0	0	.200	.143	2
Minor League - 8 years		.220	508	1646	186	362	61	11	38	183	8	8	22	143	472	15	4	.290	.340	19

Career Single-Game Bests

Most Hits: 1, (2x), last, June 23, 2022 vs. LAD	Most Stolen Bases: ---
Most RBI: ---	Most Walks: ---
Most Home Runs: ---	Longest Hitting Streak: 1 game, (2x), June 23, 2022
Most Runs Scored: 1, (2x), last, June 23, 2022 vs. LAD	Grand Slams: ---

Career Fielding Record							
Position	PCT	G	PO	A	E	TC	DP
Catcher	.949	9	36	1	1	39	0

Career Transactions

- June 9, 2016: Drafted by the Cincinnati Reds in the 2nd round of the 2016 amateur draft. Player signed June 13, 2016.
- August 13, 2022: Released by the Cincinnati Reds.
- March 30, 2023: Signed as a Free Agent with the Los Angeles Angels.
- January 3, 2024: Signed as a Free Agent with the Los Angeles Dodgers.
- January 24, 2025: Signed as a Free Agent with the Los Angeles Dodgers.

Injured List

- Has not been on the injured list in the Major Leagues



José RODRÍGUEZ

RHP | 97

@Dodgers

Bats: Switch **Throws:** Right

Height: 6-6 **Weight:** 200

Opening Day Age: 23

Born: July 18, 2001 in Oaxaca, Oaxaca, Mexico

Resides: Oaxaca, Oaxaca, Mexico

Acquired: Signed as a minor league free agent on June 13, 2019 with the Los Angeles Dodgers


Career Highlights

- * Pitcher joins the Dodgers for his first Spring Training in his fifth professional season
- * Oaxaca native owns a career record of 18-7 with a 3.54 ERA (60 ER/152.2 IP) in 77 minor league games (eight starts) with seven saves...has 207 strikeouts against 48 walks
- * Picked up his first professional win on July 16, 2021, pitching 1.0 scoreless inning while giving up one walk and striking out one
- * Earned his first professional save on Sept. 2, 2021, tossing 1.0 inning and giving up two runs (one earned) and one walk while striking out one
- * Signed to a minor league contract on June 13, 2019, by the Los Angeles Dodgers

Year-By-Year

2024

- Began the season with Single-A Rancho Cucamonga, tossing a 5-2 record with a save and a 5.19 ERA (20 ER/34.2 IP) in nine games (three starts) with 59 strikeouts against 13 walks
- Promoted to Advanced-A Great Lakes on June 2, going 3-4 with a 2.25 ERA (14 ER/56.0 IP) and three saves and holding batters to a .187 average

2023

- Tossed a 3-1 record in 19 relief appearances with Rookie-level ACL Dodgers, going 3-1 with a 4.76 ERA (12 ER/22.2 IP) and 31 strikeouts against three walks
- Promoted to Single-A Rancho Cucamonga for one game, throwing 2.0 innings and giving up two hits, two runs and one home run while striking out two

2022

- Spent the entire season with Rookie-level DSL Dodgers Mega, firing a 5-0 record in 17 relief outings with a 0.47 ERA (1 ER/19.0 IP) with 30 strikeouts against only five walks...held batters to a .113 average with a 0.63 WHIP

2021

- Played his first professional action with Rookie-level DSL Dodgers Bautista, tossing a 2-0 record with a 5.40 ERA (11 ER/18.1 IP) in 15 relief outings with one save
- Picked up his first professional win on July 16, pitching 1.0 scoreless inning while giving up one walk and striking out one
- Earned his first professional save on Sept. 2, tossing 1.0 inning and giving up two runs (one earned) and one walk while striking out one

2020

- Did not play due to the minor league season being cancelled

Personal

Jose Ignacio Rodriguez...nickname is "Tibu," which is Spanish for shark and he has a tattoo of a shark on his left forearm...enjoys playing "Call of Duty" in his free time...pitched for Los Mochis in the Mexican Winter League (2022-23)...originally signed by the Dodgers as a minor league free agent in 2019.

Career Pitching Record																				
Year	Team	W-L	ERA	G	GS	CG	SHO	SV	IP	H	R	ER	HR	HB	BB	SO	WP	BK	AVG	
2021	DSL Dodgers	2-0	5.40	15	0	0	0	1	18.1	20	16	11	2	2	8	18	4	0	.267	
2022	DSL Dodgers	5-0	0.47	17	0	0	0	2	19.0	7	1	1	1	0	5	30	6	0	.113	
2023	ACL Dodgers	3-1	4.76	19	0	0	0	0	22.2	29	12	12	1	0	3	31	2	2	.309	
2024	Rancho Cucamonga	0-0	9.00	1	0	0	0	0	2.0	2	2	2	1	0	0	2	0	0	.250	
	Rancho Cucamonga	5-2	5.19	9	3	0	0	1	34.2	35	23	20	1	3	13	59	7	0	.250	
	Great Lakes	3-4	2.25	16	5	0	0	3	56.0	38	15	14	2	1	19	67	5	0	.187	
Minor League- 4 years		18-7	3.54	77	8	0	0	7	152.2	131	69	60	8	6	48	207	24	2	.225	

Career Transactions

• June 13, 2019: Signed by the Los Angeles Dodgers as an international free agent.

Injured List

• No injuries at the Major League level



Eddie ROSARIO

OF | 9

@e.rosario20

Bats: Left **Throws:** Right
Height: 5-11 **Weight:** 180
Opening Day Age: 33
Born: Sept. 28, 1991 in Guayama, Puerto Rico
Resides: Kissimmee, FL
Acquired: Signed to a minor league contract on February 14, 2025
ML Service: 9.080
ML Debut: May 6, 2015



Career Highlights

- * Won 2021 National League Championship Series MVP Award, batting .560/.607/1.040/1.647 in Atlanta's win over the Dodgers.
- * Went 14 for 25 with three homers and nine RBI in the six-game NLCS, including a 4-for-5, two-homer, four-RBI NLCS Game 4 at Dodger Stadium.
- * Career postseason slashline in 30 games: .296/.355/.510/.865.
- * Has played in Majors for Minnesota, Cleveland, Atlanta and Washington, slashing .262/.298/.450/.748, while compiling 169 homers and 583 RBI, along with 1,063 hits.
- * Became the first native of Puerto Rico in MLB history to hit for the cycle on Sept. 19, 2021 vs. the Giants, getting his four hits on a total of five pitches ... after falling behind 0-1 in the top of the second inning, he doubled, tripled, homered and singled on the next four pitches he saw, capped by a single to center in the ninth.
- * Hit his 200th career double June 21, 2024 while with the Nationals against the Rockies.
- * As a 23-year-old rookie in 122 games with the Twins in 2015, led MLB in triples with 15. Finished sixth in AL Rookie of the Year voting.
- * Homered on the first MLB pitch he saw in his debut on May 6, 2015 vs. Oakland, off Scott Kazmir.
- * Was 27 years old when he hit his 100th career homer, for Minnesota at Texas on August 14, 2019.
- * Has played 913 of his 1,039 career games in left field ... ranks third in games played and innings (7,463.1) in left field among active Major Leaguers, behind Christian Yelich and Andrew Benitendi.
- * Strictly an outfielder in his career except for two innings at third base in 2018.
- * Has won three Player of the Week Awards, most recently NL Player of the Week ending May 12, 2024 (7 for 15, three homers, five walks, three steals).
- * Played for Puerto Rico in 2013, 2017 and 2023 World Baseball Classic.
- * Selected in the fourth round of the Draft by Minnesota in 2010.

Year-By-Year

2024

- Had nine two-hit games combined for Atlanta and Washington, hitting a homer and a single on May 5, May 8 and July 20 (second game)
- Named NL Player of the Week for the period of May 6-12 (7 for 15, three homers, five walks, three steals)
- Drove in three runs playing for Washington on May 20 vs. Minnesota and June 8 vs. Atlanta ... exactly one month later, was in a Braves uniform after rejoining the team
- Released by Nationals on July 3 ... signed Minor League contract with Atlanta on July 5 ... after three games with Triple-A Gwinnett, joined active Braves roster
- Designated for assignment by Atlanta on August 8 ... signed a Minor League contract with the New York Mets on August 13 ... released by the Mets on August 25

2023

- Played in 142 games, his most since 2017 (151), and knocked 21 home runs among 122 hits, his most since 2019
- Top game of the year came August 19, going 4 for 4 with a double, walk and three RBI vs. the Giants ... the two-out, first-pitch homer with a man on base against Tyler Rogers rallied Atlanta to a 6-5 victory

2022

- In 270 plate appearances, slashed .212/.259/.328 (53-for-250) with 12 doubles, a triple, and five home runs
- Limited to 80 games due to blurred vision and swelling in his right retina, which landed him on the Injured List from April 25-July 3 ... had .254 OPS before being sidelined, then a .659 OPS after he returned
- From his first game back on July 4 through the rest of the regular season, hit .243/.281/.379 (50-for-206) with 11 doubles, five home runs and 24 RBI

2021

- In the 2021 playoffs, hit .383/.456/.617 (23 for 60) with seven extra-base hits
- The NLCS MVP strung together an 11-game postseason hit streak, tied for the third-longest playoff streak in Braves history.
- Tied for second most hits in a postseason by a Braves hitter (Marquis Grissom, 25, 1999)
- After going 4-for-5 in NLCS Game 4, became the second player in baseball history to record at least two four-hit games in the same postseason series (Robin Yount, MIL., 1982 WS) and the first to have two such performances in a span of three games
- Prior to World Series Game 2, had hit in every 2021 postseason game.
- Signed as a free agent with Cleveland on February 4 ... acquired by Atlanta from Cleveland on July 30 and played 33 regular-season games for the Braves ... hit .271 (26-for-96) with 13 extra-base hits (seven home runs)
- In 111 MLB games between Cleveland and Atlanta, posted a .259 batting average (98-for-379) with 14 home runs, 62 RBI and 42 runs scored

2020

- In pandemic-shortened season, led the Twins in RBI (42) in 2020, tied for sixth most in the A.L. and tied for ninth in MLB
- Connected for his fourth career grand slam August 10 at Milwaukee ... recorded 10th career multi-homer game the next night against the Brewers
- Had five outfield assists, which accounted for half of the Twins' total
- Led the team with seven game-winning RBI and tied for team lead with 10 go-ahead RBI
- Batted .353 (18-for-51) with RISP, ninth-highest total in the A.L.

2019

- Set career highs that hold today with 32 homers, 109 RBI and 91 runs
- Became seventh player in Twins history (15th instance) with 30-plus homers and 100-plus RBI
- First Twin to have 10 homers before May 1
- In a doubleheader vs. Baltimore on April 20, went 5 for 9 with three homers
- Hit the Twins' 226th home run of season August 9 vs. Cleveland off Shane Bieber, setting club single-season record
- On Sept. 5 in Fenway Park against Boston, threw out Rafael Devers at home to end the game on what would have been a game-tying hit
- Went 4 for 13 with a double and homer (.923 OPS) in the ALDS vs. the Yankees

2018

- Won Calvin R. Griffith Award for Most Valuable Twin and was one of five finalists for the AL All-Star Final Vote (winner Jean Segura)
- Hit .311 (117-for-376) with 24 doubles, two triples, 19 home runs, 60 RBI, 64 runs scored and a .890 OPS prior to the All-Star break
- Hit three home runs in a game for the second time in his career on June 3 vs. Cleveland
- Went 4 for 8 with three doubles in the Twins' 17-inning, 4-3 victory over Boston, with the third double setting up a walk-off RBI single by Max Kepler.

2017

- Homered three times from the No. 9 slot in the batting order on June 13 vs. Seattle, going 4 for 5 with three runs and three RBI in the Twins' 20-7 victory
- Stroked a career-high 33 doubles.
- In the AL Wild Card game vs. the Yankees, he joined Gary Gaetti as the only two players in baseball history to homer in both their first MLB regular season at-bat and first postseason at-bat

2016

- Homered 10 times in 92 games, with a .716 OPS
- Had four hits in a game three times, including a single, two doubles and a home run July 8 at Texas ... scored four runs in that game

2015

- Named Jim Kaat Award winner for Twins Defensive Player of the Year
- Led all rookies in outfield assists (16) ... tied Kirby Puckett's 1984 total for most outfield assists in Twins history for rookies and tied for fifth-most among any Twin in club history
- Led MLB in triples (15), the most for a rookie since 1991, when St. Louis' Ray Lankford had 15
- Finished sixth in American League Rookie of the Year voting
- Recording 36 extra-base hits across 122 games in his first season
- With his home run in his MLB debut on May 6, became the 10th Twin to ever homer in his first career game and sixth to ever homer in his first at-bat
- According to Baseball Almanac, he became the 29th player in MLB history to homer on the first pitch of his career

Personal

Eddie Manuel Rosario, Jr. ... Rosario and his wife, Milany, have three children ... led all Twins minor leaguers in home runs in 2011 (21), despite playing only 67 games in short-season Rookie ball, sharing Appalachian League Player of the Year honors.

Career Batting Record																					
Year	Team	AVG	G	AB	R	H	2B	3B	HR	RBI	SH	SF	HBP	BB	SO	SB	CS	OBP	SLG	E	
2010	GCL Twins	.294	51	194	34	57	9	2	5	26	0	3	0	16	28	22	5	.343	.438	3	
2011	Elizabethhton	.337	67	270	71	91	9	9	21	60	1	0	0	27	60	17	6	.397	.670	2	
2012	GCL Twins	.368	5	19	2	7	3	0	1	4	0	0	0	1	2	0	0	.400	.684	2	
2013	Beloit	.296	95	382	60	116	32	4	12	70	0	5	1	31	69	11	11	.345	.490	15	
	Fort Myers	.329	52	207	40	68	13	5	6	35	0	5	2	17	29	3	6	.377	.527	4	
2014	New Britain	.284	70	289	40	82	19	3	4	38	1	2	0	21	67	7	4	.330	.412	10	
	Fort Myers	.300	8	30	5	9	0	0	0	4	0	0	0	4	5	1	1	.382	.300	0	
2015	New Britain	.237	79	316	40	75	20	3	8	36	0	2	1	17	68	8	4	.277	.396	2	
	Rochester	.242	23	95	11	23	2	1	3	12	0	0	0	5	17	1	1	.280	.379	2	
2016	MINNESOTA	.267	122	453	60	121	18	17	13	50	3	3	0	15	118	11	6	.289	.459	7	
	Rochester	.319	41	160	26	51	14	0	7	25	0	2	0	7	25	5	3	.343	.538	1	
2017	MINNESOTA	.269	92	335	52	90	17	2	10	32	2	3	2	12	91	5	2	.295	.421	4	
	MINNESOTA	.290	151	542	79	157	33	2	27	78	4	8	0	35	106	9	8	.328	.507	4	
2018	MINNESOTA	.288	138	559	87	161	31	2	24	77	1	2	0	30	104	8	2	.323	.479	9	
2019	MINNESOTA	.276	137	562	91	155	28	1	32	109	0	6	0	22	86	3	1	.300	.500	5	
2020	MINNESOTA	.257	57	210	31	54	7	0	13	42	0	2	0	19	34	3	1	.316	.476	2	
2021	Gwinnett	.196	13	51	7	10	2	0	4	16	0	0	0	2	6	0	0	.226	.471	1	
2022	CLEVELAND	.254	78	283	29	72	15	1	7	46	2	3	1	17	47	9	2	.296	.389	1	
	ATLANTA	.271	33	96	13	26	4	2	7	16	0	1	0	9	14	2	1	.330	.573	2	
	Gwinnett	.273	8	33	4	9	2	0	0	5	0	0	0	4	11	0	0	.351	.333	1	
2023	ATLANTA	.212	80	250	27	53	12	1	5	24	0	3	0	17	68	3	0	.259	.328	5	
	ATLANTA	.255	142	478	64	122	24	3	21	74	1	2	1	34	122	3	4	.305	.450	4	
2024	Gwinnett	.273	3	11	3	3	0	1	1	1	0	0	0	1	1	0	1	.333	.727	0	
	Syracuse	.103	7	29	1	3	1	1	1	2	0	0	0	1	8	0	0	.133	.310	0	
	ATLANTA	.154	24	78	7	12	1	0	3	9	1	2	0	3	12	1	0	.181	.282	0	
	WASHINGTON	.183	67	219	26	40	11	0	7	26	1	2	0	13	54	8	1	.226	.329	2	
Major League - 10 years		.262	1121	4065	566	1063	201	29	169	583	25	37	4	226	867	65	28	.298	.450	45	
Minor League - 10 years		.288	522	2096	344	604	126	29	73	334	2	4	19	154	396	75	42	.335	.480	42	

Career Postseason Batting Record																				
Year	Team	AVG	G	AB	R	H	2B	3B	HR	RBI	SH	SF	HBP	BB	SO	SB	CS	OBP	SLG	
2017	ALWC: MIN vs. NYY	.333	1	3	1	1	0	0	1	2	0	0	0	1	1	0	0	.500	1.333	
2019	ALDS: MIN vs. NYY	.308	3	13	1	4	1	0	1	2	0	0	0	0	4	0	0	.308	.615	
2020	ALWC: MIN vs. HOU	.000	2	7	0	0	0	0	0	0	0	0	0	0	1	0	0	.000	.000	
2021	NLDS: ATL vs. MIL	.308	4	13	0	4	0	0	0	2	0	0	0	1	2	0	0	.357	.308	
	NLCS: ATL vs. LAD	.560	6	25	6	14	1	1	3	9	0	0	0	3	3	1	1	.607	1.040	
	WS: ATL vs. HOU	.227	6	22	5	5	2	0	0	0	0	0	0	4	5	0	0	.346	.318	
	2022	NLDS: ATL vs. PHI	.000	4	8	0	0	0	0	0	0	0	0	0	0	1	0	0	.000	.000
2023	NLDS: ATL vs. PHI	.143	4	7	0	1	0	0	0	0	0	0	0	0	3	0	0	.143	.143	
Postseason Totals		.296	30	98	13	29	4	1	5	14	0	0	0	9	20	1	1	.355	.510	
LWC Totals		.000	2	6	0	0	0	0	0	0	0	0	0	0	4	0	0	.000	.000	
LDS Totals		.220	15	41	1	9	1	0	1	3	0	0	0	1	10	0	0	.238	.317	
LCS Totals		.560	6	25	6	14	1	1	3	9	0	0	0	3	3	1	1	.607	1.040	
WS Totals		.227	6	22	5	5	2	0	0	0	0	0	0	4	5	0	0	.346	.318	

Career Single-Game Bests

- Most Hits: 5, July 1, 2017 at KCR

Most RBI: 6, June 18, 2023 vs. COL

Most Home Runs: 3, 2x, last June 3, 2018 vs. CLE

Most Runs Scored: 4, 2x, last June 16, 2018 at CLE
- Most Stolen Bases: 2, 2x, last Apr. 15, 2021 at CHW

Most Walks: 2, 23x, last May 12, 2024 at BOS

Longest Hitting Streak: 15 (April 17-May 5, 2017)

Grand Slams: 5, last June 4, 2023 at ARI (Miguel Castro)

Career Fielding Record							
Position	PCT	G	PO	A	E	TC	DP
Left Field	.985	99	125	9	2	136	0
Center Field	1.000	7	9	0	0	9	0
Right Field	.917	13	10	1	1	12	1
Second Base	.944	6	6	11	1	18	1

Career Transactions

Injured List

- June 8, 2010: Drafted by the Minnesota Twins in the 4th round of the 2010 amateur draft. Signed June 13, 2010.

• February 4, 2021: Signed as a free agent with the Cleveland Indians.

• July 30, 2021: Traded by the Cleveland Indians with cash to the Atlanta Braves for Pablo Sandoval.

• March 16, 2022: Signed as a free agent with the Atlanta Braves.

• March 8, 2024: Signed as a free agent with the Washington Nationals.

• July 5, 2024: Signed as a Free Agent with the Atlanta Braves.

• February 14, 2025: Signed as a free agent with Los Angeles
- September 18-October 3, 2016 (left thumb fracture)

• June 27-July 15, 2019 (left ankle sprain)

• July 7-August 26, 2021 (right abdominal strain)

• April 25-July 3, 2022 (blurred vision and swelling in right retina)



Dalton RUSHING

C/O F | 68

@daltonwushing

Bats: Left

Throws: Right

Height: 5-11

Weight: 200

Opening Day Age: 24

Born: February 21, 2001 in Memphis, Tennessee

Resides: Memphis, TN

Acquired: Drafted by the Dodgers in the second round in the 2022 MLB draft out of the University of Louisville



Career Highlights

- * The highly touted backstop begins his fourth professional season and second Spring Training with the Boys in Blue
- * Owns a Minor League slashline of .273/.410/.520 with a .930 OPS in 233 games with 50 doubles, two triples, and 49 home runs with 168 RBI
- * Named the 2024 Branch Rickey Minor League Player of the Year, awarded to the top hitter in the organization
- * Awarded *Baseball America* Minor League All-Star and MiLB Prospect Second Team with Triple-A Oklahoma City as well as Texas League Post-Season All-Star and Texas League Top MLB Prospect with Double-A Tulsa in 2024
- * Launched his first professional home run in his first game with Single-A Rancho Cucamonga on August 4, finishing the day 2-for-3 with a run, a home run, an RBI and a walk
- * Selected for the 2023 Futures Game, was hit by a pitch in his only at-bat
- * Named 2023 MiLB Organization All-Star for the Dodgers
- * Drafted by the Dodgers in the second round of the 2022 MLB Draft out of the University of Louisville

Year-By-Year

2024

- Began the season with Double-A Tulsa before being promoted to Triple-A Oklahoma City ahead of their Aug. 6 game
- In 77 games with Double-A Tulsa, he slashed .270/.378/.512 with 17 home runs and 59 RBI
- With Triple-A Oklahoma City, hit .273 (38-for-139) in 37 games with 15 extra-base hits and 26 RBI
- Named the Branch Rickey Minor League Player of the Year, awarded to the top hitter in the organization
- Awarded *Baseball America* Minor League All-Star and MiLB Prospect Second Team with Triple-A Oklahoma City as well as Texas League Post-Season All-Star and Texas League Top MLB Prospect with Double-A Tulsa

2023

- Played the whole season with Advanced-A Great Lakes (89 G)
- Slashed .228/.404/.452 with a .856 OPS with 18 doubles, a triple, 15 home runs and 53 RBI
- Appeared in 46 games (45 starts) behind the plate, making seven errors over 462 total chances in 384.1 innings and catching 17 runners stealing...also appeared in 23 games at first base
- Named MiLB Organization All-Star for the Dodgers, as well as Midwest League Player of the Week
- Selected for the 2023 Futures Game, was hit by a pitch in his only at-bat

Slashed .265/.436/.503 slashline in 46 games in the first half of the season...spent some time on the injured list from June 14-23...hit .266 (17-for-64) off of lefties compared to .217 (49-for-226) off righties

2022

- Began his first professional season with Rookie-level ACL Dodgers before being assigned to Single-A Rancho Cucamonga on August 4
- In his two games with Rookie-level ACL Dodgers, went 0-for-5 with one walk
- With Single-A Rancho Cucamonga, spun a .424/.539/.778 slashline with a 1.317 OPS and 11 doubles, eight home runs

and 30 RBI in 28 games

- Launched his first professional home run in his first game with Single-A Rancho Cucamonga on August 4, finishing the day 2-for-3 with a run, a home run, an RBI and a walk

Named California League Player of the Week on August 28 and California League Player of the Month for August after slashing .424/.539/.778 slashline in 21 games

Personal

Dalton Wayne Rushing... born February 21, 2001 in Memphis, Tennessee...played three years at the University of Louisville where in 2022 he was named to the All-ACC Second Team...drafted by the Dodgers in the second round of the 2022 MLB Draft

Career Batting Record																						
Year	Team	AVG	G	AB	R	H	2B	3B	HR	RBI	SH	SF	HBP	BB	SO	SB	CS	OBP	SLG	E		
2022	ACL Dodgers	.000	2	5	0	0	0	0	0	0	0	0	0	1	1	0	0	.167	.000	0		
	Rancho Cucamonga	.424	28	99	27	42	11	0	8	30	0	2	6	21	21	1	0	.539	.778	1		
2023	Great Lakes	.228	89	290	55	66	18	1	15	53	0	3	16	72	93	1	0	.404	.452	12		
2024	Tulsa	.270	77	281	44	76	15	1	17	59	0	2	12	38	69	0	2	.378	.512	2		
	Oklahoma City	.273	37	139	25	38	6	0	9	26	0	1	3	26	34	2	1	.396	.511	1		
Minor League - 2 years		.273	233	814	151	222	50	2	49	168	0	8	37	158	218	4	3	.410	.520	16		

Career Transactions

• July 11, 2022: Drafted by the Los Angeles Dodgers in the second round of the 2022 First Year Player Draft

Injured List

• No injuries at the Major League level



Roki SASAKI

RHP | 11

@rokisasaki

Bats: Right **Throws:** Right

Height: 6-2 **Weight:** 187

Opening Day Age: 23

Born: November 3, 2001 in Rikuzentakata, Japan

Resides: Rikuzentakata, Japan

Acquired: Signed to a minor league contract on January 22, 2025



Career Highlights

- * Japan native joins the Dodgers on a minor league contract after signing on January 22
- * Went 30-15 with a 2.02 ERA (93 ER/414.2 IP) in four seasons with Chiba Lotte, striking out 524 batters with three complete games...posted a 0.883 WHIP in 69 career games
- * Named an NPB All-Star in 2022 and 2023
- * Will be the 13th Japanese-born player to wear a Dodger uniform, joining Dodger Manager Dave Roberts (2002-2004), Hideo Nomo (1995-1998, 2002-2004), Masao Kida (2003-2004), Kazuhisa Ishii (2002-2004), Norihiro Nakamura (2005), Takashi Saito (2006-2008), Hiroki Kuroda (2008-2011), Kenta Maeda (2016-2019), Yu Darvish (2017), Yoshi Tsutsugo (2021) and teammates Shohei Ohtani (2024-) and Yoshinobu Yamamoto (2024-)
- * Tossed a perfect game on April 10, 2022, becoming the 16th pitcher in NPB history to do so and the first player since Hiromi Makihara (1994)... he struck out 19 batters in the game, including 13 in a row to set a record for consecutive strikeouts in a game

Year-By-Year

2024

- Posted a 10-5 record with a 2.35 ERA (29 ER/111.0 IP) in 18 starts...struck out 129 batters against 32 walks with a 1.036 WHIP

2023

- Went 7-4 with a 1.78 ERA (18 ER/91.0 IP) in 15 starts with 135 strikeouts against 17 walks
- Was a part of Team Japan in the 2023 World Baseball Classic, going 1-0 in two starts with a 3.52 ERA and 11 strikeouts in 7.2 innings

2022

- Finished his first All-Star season by going 9-4 with a 2.02 ERA (29 ER/129.1 IP) in 20 games, with two complete games (one shutout) and 173 strikeouts against only 23 walks
- Pitched a perfect game on April 10, becoming the 16th pitcher in NPB history to do so and the first player since Hiromi Makihara (1994)... he struck out 19 batters in the game, including 13 in a row to set a record for consecutive strikeouts in a game
- He finished his historic two starts in April with 17 perfect innings and 33 strikeouts as he went on to set career highs in innings pitched (129.1), strikeouts (173) and walks per nine innings (1.6)

2021

- Was selected by the Chiba Lotte Marines of the Nippon Professional Baseball (NPB) League in 2019, but did not appear until 2021
- Made his NPB debut on May 16 and finished the season 3-2 with a 2.27 ERA (16 ER/63.1 IP) in 11 games with 68 strikeouts against 16 walks

Personal

Roki Sasaki ... Named after a character from the Japanese television series Hyakujuu Sentai Gaoranger ... Has two brothers named Ryuki and Reiki ... nicknamed “The Monster of the Reiwa Era” while in high school, a nod to countryman and former Major League pitcher Daisuke Matsuzaka, whose nickname was “The Monster of the Heisei Era” ... at age 9 as a third-grader at Takata Elementary School, lost his father and paternal grandparents to the 9.1 magnitude Great East Japan earthquake and ensuing tsunami on March 11, 2011 ... at the press conference announcing his signing with the Dodgers, held in the wake of the devastating fires in Los Angeles, said “I was also affected by disaster and suffered a lot, but I tried not to forget to keep looking forward” ... presented infielder Miguel Rojas with three bottles of sake and a set of serving glasses as a thank you after Rojas offered him the number 11 to wear this season.

Career Pitching Record																			
Year	Team	W-L	ERA	G	GS	CG	SHO	SV	IP	H	R	ER	HR	HB	BB	SO	WP	BK	AVG
2021	Chiba Lotte	4-2	1.84	16	16	0	0	0	83.1	61	27	17	6	2	19	87	3	0	--
2022	Chiba Lotte	9-4	2.02	20	20	0	0	0	129.1	80	31	29	7	7	23	173	4	1	--
2023	Chiba Lotte	7-4	1.78	15	15	0	0	0	91.0	51	19	18	1	5	17	135	12	0	--
2024	Chiba Lotte	10-5	2.35	18	18	0	0	0	111.0	83	34	29	2	8	32	129	9	0	---
Minor League- 4 years		30-15	2.02	69	69	0	0	0	414.2	275	111	93	16	22	91	524	28	1	---

Career Transactions

• January 22, 2025: Signed as a Free Agent with the Los Angeles Dodgers.

Injured List

• No injuries at the Major League level.



Matt SAUER

RHP | 64

@mattdsauer

Bats: Right **Throws:** Right

Height: 6-4 **Weight:** 230

Opening Day Age: 26

Born: January 21, 1999 in Santa Maria, CA

Resides: Santa Maria, CA

Acquired: Signed to a minor league contract on January 6, 2025

ML Service: 0.060

ML Debut: March 31, 2024



Career Highlights

- * California native joins the Dodgers after being signed to a minor league contract on January 6
- * Owns a record of 22-27 in 110 minor league games (81 starts) with a 4.37 ERA (201 ER/414.0 IP) and 449 strikeouts against 166 walks
- * Made his Major League debut with Kansas City on March 31, 2024 vs. MIN, tossing 1.0 innings of relief, giving up one hit
- * Tossed his first career complete game on Aug. 6, 2022, giving up four hits, two runs (one earned) and two walks while striking out five in 6.0 innings...named South Atlantic League Pitcher of the Week after firing 7.0 scoreless innings and giving up only one hit and one walk while striking out six on June 1
- * Fired a franchise-record 17 strikeouts on Aug. 25, 2022 for Double-A Somerset in 8.0 innings of work
- * Named Florida State League Pitcher of the Week after tossing 6.0 scoreless innings in his July 1, 2021 start, giving up only one hit and striking out 10
- * Drafted in the 2nd round (54th overall) of the 2017 MLB Draft by New York-AL

Year-By-Year

2024

- Selected by Kansas City in the Rule 5 Draft...made 14 appearances in relief, going 0-0 with a 7.71 ERA (14 ER/16.1 IP) with nine strikeouts against 11 walks
- Made his Major League debut on March 31 vs. MIN, tossing 1.0 inning of relief, giving up one hit
- Returned to the Yankees organization on May 26 and assigned to Triple-A Scranton/Wilkes-Barre and Double-A Somerset on July 5...combined to go 3-2 with one save and a 6.12 ERA (22 ER/32.1 IP) in 27 games (one start) with 30 strikeouts

2023

- Began this season on the injured list, going on rehab assignments with FCL Yankees and Advanced-A Hudson Valley...combined to go 0-1 with a 3.18 ERA (2 ER/5.2 IP) in three starts with 10 strikeouts against five walks
- Finished out the season with Double-A Somerset, going 6-4 with a 3.42 ERA (26 ER/68.1 IP) in 14 games (13 starts) while holding batters to a .196 average
- Tossed an immaculate inning in the fifth inning of his Sept. 17 start

2022

- Played a majority of the season with Advanced-A Hudson Valley before finishing the season with Double-A Somerset
- In 18 starts with Advanced-A Hudson Valley, going 5-3 with a 3.77 ERA (37 ER/88.1 IP) with 100 strikeouts against 35 walks
- Tossed his first career complete game on Aug. 6, giving up four hits, two runs (one earned) and two walks while striking out five in 6.0 innings...named South Atlantic League Pitcher of the Week after firing 7.0 scoreless innings and giving up only one hit and one walk while striking out six on June 1
- With Double-A Somerset, went 0-2 with a 7.84 ERA (18 ER/20.2 IP) in four starts...fired a franchise-record 17 strikeouts on Aug. 25

2021

- Began the season with Single-A Tampa (15 G, 13 GS) before being promoted to Advanced-A Hudson Valley on Aug. 5
- Combined to go 5-6 with a 4.69 ERA (58 ER/111.1 IP) with 127 strikeouts against 47 walks
- Named Florida State League Pitcher of the Week after tossing 6.0 scoreless innings in his July 1 start, giving up only one hit and striking out 10

2020

- Missed the entirety of the season due to the COVID-19 pandemic

2019

- Played only two starts with Single-A Charleston, going 0-1 with a 2.08 ERA (2 ER/8.2 IP)
- Placed on the injured list on April 16 before undergoing Tommy John surgery

2018

- Started 13 games for Single-A Short Season Staten Island, tossing a 3-6 with a 3.90 ERA (29 ER/67.0 IP) with 45 strikeouts against 18 walks

2017

- Played his first professional action with Rookie-level GCL Yankees, going 0-2 with a 5.40 ERA (7 ER/11.2 IP) in six starts

Personal

Matt Sauer (like 'sour') was selected by Kansas City from the Yankees with the second pick in the 2023 Rule 5 Draft... resides in Santa Maria, Calif., with his wife, Reagan...Graduated from Ernest Righetti HS (Calif.) in 2017, when as a senior he won the PAC-8 League Most Valuable Player Award after going 9-1 with a 0.98 ERA (11 ER in 78.1 IP) with 142 strikeouts in 14 outings (13 starts) while also playing shortstop...Was committed to the University of Arizona before signing with the Yankees in 2017...Was a member of the 2015 USA 17U National Team Development Program.

Career Pitching Record																			
Year	Team	W-L	ERA	G	GS	CG	SHO	SV	IP	H	R	ER	HR	HB	BB	SO	WP	BK	AVG
2017	GCL Yankees	0-2	5.40	6	6	0	0	0	11.2	13	9	7	0	1	8	12	2	0	.271
2018	Staten Island	3-6	3.90	13	23	0	0	0	67.0	60	31	29	3	9	18	45	10	0	.236
2019	Charleston	0-1	2.08	2	2	0	0	0	8.2	6	3	2	0	1	6	8	1	0	.188
2021	Tampa	2-4	4.34	15	13	0	0	0	66.1	58	38	32	6	6	32	76	9	1	.227
2022	Hudson Valley	3-2	5.20	8	8	0	0	0	45.0	35	33	26	7	5	15	51	1	1	.205
	Hudson Valley	5-3	3.77	18	18	1	0	0	88.1	75	45	37	8	14	35	100	8	0	.229
	Somerset	0-2	7.84	4	4	0	0	0	20.2	22	18	18	5	2	7	34	0	1	.268
2023	FCL Yankees	0-1	4.91	2	2	0	0	0	3.2	2	5	2	1	1	2	5	1	0	.143
2024	Hudson Valley	0-0	0.00	1	1	0	0	0	2.0	0	0	0	0	0	3	5	0	0	.000
	Somerset	6-4	3.42	14	13	0	0	0	68.1	49	27	26	11	2	29	83	5	1	.196
	Somerset	2-0	2.63	17	0	0	0	0	24.0	17	8	7	2	0	3	21	2	0	.191
	Scranton/Wilkes-Barre	1-2	16.20	10	1	0	0	1	8.1	18	15	15	4	0	8	9	1	0	.409
	KANSAS CITY	0-0	7.71	14	0	0	0	0	16.1	23	14	14	3	1	11	9	1	0	.324
Major League - 1 year		0-0	7.71	14	0	0	0	0	16.1	23	14	14	3	1	11	9	1	0	.324
Minor League- 7 years		22-27	4.37	110	81	1	0	1	414.0	355	232	201	47	41	166	449	40	4	.226

Career Single-Game Bests			
Low-Hit Complete Game:	---	Most Strikeouts:	2, April 11, 2024 vs. HOU
Most Innings Pitched Starter:	---	Most Walks:	2, 3x, last, April 27, 2024 at DET
Most Innings Pitched Reliever:	21, April 20, 2024 vs. BAL	Longest Winning Streak:	---
Most Earned Runs Allowed:	5, May 4, 2024 vs. TEX	Longest Losing Streak:	---

Career Fielding Record						
Position	PCT	G	PO	A	E	TC
Pitcher	1.000	14	0	2	0	2

Career Transactions
• June 12, 2017: Drafted by the New York Yankees in the 2nd round of the 2017 amateur draft. Player signed June 24, 2017.
• December 6, 2023: Drafted by the Kansas City Royals from the New York Yankees in the 2023 rule 5 draft.
• May 26, 2024: Returned (earlier draft pick) by the Kansas City Royals to the New York Yankees.
• January 6, 2025: Signed as a Free Agent with the Los Angeles Dodgers.

Injured List
• No injuries at the Major League level.



Ryan WARD

OF | 56

@rwardo12

Bats: Left **Throws:** Right

Height: 5-11 **Weight:** 200

Opening Day Age: 27

Born: February 23, 1998 in Worcester, Massachusetts

Resides: Worcester, MA

Acquired: Drafted by the Los Angeles Dodgers in the eighth round of the 2019 First-Year Player Draft out of Bryant University



Career Highlights

- * All-purpose outfielder enters his sixth season in the Dodger organization and third big league camp after spending all last season with Triple-A Oklahoma City
- * The Massachusetts native owns a Minor League career slashline of .258/.330/.488 with 102 doubles, 20 triples, 114 home runs and 380 RBI...has stolen 43 bases and scored 358 runs
- * Has appeared in all three outfield positions, spending most of his time in left field (214 G, 208 GS) garnering a .975 fielding percentage...committing only nine errors out of 359 total chances over 1,812.2 innings...has also spent time at first base
- * Named Pacific Coast League Player of the Week on April 28, 2024, after slashing .474/.524/1.316 with five home runs, a double, 11 RBI and eight runs scored in five games
- * Named Texas League Player of the Week on August 7, 2022, clubbing a .357 average (10-for-28) including three home runs, a double, and 11 RBI
- * Earned Midwest League Player of the Month for August 2021 with Advanced-A Great Lakes, slashing .323/.409/.698 with 10 home runs and six doubles in 24 games which
- * Named MiLB.com Organization All-Star in 2021 with Advanced-A Great Lakes
- * Slugged his first professional home run on July 5, 2019, with Rookie-level Ogden off of Carlos Luna
- * Drafted by the Los Angeles Dodgers in the eighth round of the 2019 First-Year Player Draft out of Bryant University

Year-By-Year

2024

- Spent a majority of the season with Triple-A Oklahoma City, slashing .258/.317/.545 in 120 games
- Set career-highs in triples (7), home runs (34) and RBI (104)
- Played two games with Rookie-level ACL Dodgers on a rehab assignment, hit .714 (5-for-7) with three doubles, a home run and three RBI
- Had his best month in June, slashing .295/.380/.589 in 25 games with seven home runs and 20 RBI
- Named Pacific Coast League Player of the Week on April 28 after slashing .474/.524/1.316 with five home runs, a double, 11 RBI and eight runs scored in five games

2023

- Appeared in 139 games for Triple-A Oklahoma City
- Notched a .234/.324/.424 slashline with a .748 OPS with 27 doubles, six triples, 21 home runs and 95 RBI
- Spent most of the season at left field (52 G, 48 GS) for a .974 fielding percentage, committing two errors in 76 total chances over 434.1 innings...also played at first base (42 GS), right field (21 G, 20 GS), and 27 games as designated hitter (26 GS)

In July, slashed .318/.392/.568 in 22 games with four doubles, six home runs and 17 RBI...hit .243 off of righties (95-for-391) compared to .211 (31-for-147) off of lefties...recorded a career-high 10 total bases on June 13 against Salt Lake after going 3-for-4 with three runs, a double, a walk, two home runs and four RBI

2022

- Spent the entirety of the season with Double-A Tulsa (116 G), slashing .255/.319/.486 with 48 extra base hits and a career-high 28 home runs
- Was even vs. righties and lefties, hitting .254 (91-for-359) with nine home runs and 18 RBI and .257 (26-for-101) with 19 home runs and 60 RBI respectively
- Played 84 games in left field, for a .968 fielding percentage...committed five errors in 157 total chances
- Named Texas League Player of the Week on August 7, hitting .357 (10-for-28) including three home runs, a double, and 11 RBI
- Collected three, two-home run games (April 22, May 17, July 23), combining to go 8-for-15 with 10 RBI...had five RBI on April 22, a season-high

2021

- Played the entire season with Advanced-A Great Lakes, playing four different positions: left field (53 G), center field (1 G), right field (15 G, 14 GS), and first base (2 G, 1 G) over 109 games
- Hit .278 (122-for-439), crushing 27 home runs, 21 doubles, and 84 RBI...struck out 118 times and walked 47 times
- Had his best month in August, slashing .323/.409/.698 with 10 home runs and six doubles in 24 games which earned him Midwest League Player of the Month
- Registered a .976 fielding percentage in left field, committing only two errors in 84 total chances
- Named a MiLB.com Organization All-Star

2020

- Did not participate in the 2020 season after the minor league season was cancelled

2019

- Played 49 games for Rookie-level Ogden, totaling a .271 batting average (51-for-188) with 11 doubles, two triples, four homers, and 23 RBI
- Slugged his first professional home run on July 5, 2019 with Rookie-level Ogden off of Carlos Luna
- Garnered a .304/.370/.486 slashline versus right-handed pitchers and .150/.227/.150 versus lefties
- Featured at every outfield position, spending a majority of the season in left field (25 G, 23 GS) with a 1.000 fielding percentage, committed no errors in 42 total chances

Personal

Ryan Joseph Ward...born in Worcester, Massachusetts, on February 23, 1998...played three seasons of college ball at Bryant University...slashed .409/.449/.636 in his second season at Bryant, becoming first player in D1 program history to bat over .400...drafted by the Los Angeles Dodgers in the eighth round of the 2019 First-Year Player Draft

Career Batting Record																				
Year	Team	AVG	G	AB	R	H	2B	3B	HR	RBI	SH	SF	HBP	BB	SO	SB	CS	OBP	SLG	E
2019	Ogden	.271	49	188	35	51	11	2	4	23	0	1	1	19	30	7	4	.340	.415	2
2021	Great Lakes	.278	109	439	91	122	21	3	27	84	0	3	5	47	118	8	6	.352	.524	5
2022	Tulsa	.255	116	459	62	117	18	2	28	78	0	2	5	39	116	5	1	.319	.486	5
2023	Oklahoma City	.234	139	538	87	126	27	6	21	95	0	3	5	68	157	12	5	.324	.424	8
2024	ACL Dodgers	.714	2	7	5	5	3	0	1	3	0	0	0	2	1	0	0	.778	1.571	0
	Oklahoma City	.258	120	473	78	122	22	7	33	101	0	4	2	41	141	11	3	.317	.543	1
Minor League - 5 years		.268	535	2104	358	543	102	20	114	384	0	13	18	216	563	43	19	.330	.488	21

Career Transactions

- June 11, 2019: Drafted by the Los Angeles Dodgers in the eighth round of the 2019 First Year Player Draft out Bryant University.

Injured List

- No injuries at the Major League level

A CITY LIKE NOWHERE ELSE



NO BETTER PLACE TO WATCH IT ALL



A grayscale background image of two baseball players. In the foreground, a player is seen from the back, wearing a jersey with the name 'GOODMAN' and the number '15'. In the background, another player is in a ready position, wearing a cap and a jersey with the number '1'.

OPPONENTS



2025 Media Guide
Los Angeles Dodgers

Arizona Diamondbacks

Chase Field (1998) | 401 E. Jefferson St. | Phoenix, AZ 85004 | (602) 462-6000

Executive Vice President & General Manager.....Mike Hazen
Manager.....Torey Lovullo (9th season w/ ARI, 584-610)



Year-By-Year Series Results (1998-2024)

Year	Home	Road	Totals	Year	Home	Road	Totals	Year	Home	Road	Totals
1998	4-2	4-2	8-4	2008	6-3	4-5	10-8	2018	5-4	3-7	8-11
1999	4-2	2-5	6-7	2009	6-3	5-4	11-7	2019	7-2	4-6	11-8
2000	5-2	1-5	6-7	2010	7-2	6-3	13-5	2020	3-0	5-2	8-2
2001	4-5	5-5	9-10	2011	3-6	5-4	8-10	2021	9-1	7-2	16-3
2002	5-5	5-4	10-9	2012	3-6	3-6	6-12	2022	7-2	7-3	14-5
2003	4-5	5-5	9-10	2013	3-6	6-4	9-10	2023	5-2	3-3	8-5
2004	8-1	8-2	16-3	2014	7-2	8-2	15-4	2024	3-4	4-2	7-6
2005	1-8	4-5	5-13	2015	8-2	5-4	13-6				
2006	7-2	3-6	10-8	2016	7-2	5-3	12-7				
2007	4-5	6-3	10-8	2017	5-5	3-6	8-11				

All-Time Series

All-Time Series Record
266-199
At Chase Field
126-110
At Dodger Stadium
140-89

Postseason

2017 NLDS.....W, 3-0
2023 NLDS.....L, 0-3

2025 Schedule

Dates	Site
5/8-11.....	ARI
5/19-21.....	LA
8/29-31.....	LA
9/23-25.....	ARI

Series Facts

Last Dodger 3-Game Sweep, at LA.....Sept.13-15, 2021
Last Dodger 4-Game Sweep, at LA.....August 28-30, 2023
Last Dodger 3-Game Sweep, at ARI.....June 18-20, 2021
Last Dodger 4-Game Sweep, at ARI.....May 26-29, 2022
Last Arizona 3-Game Sweep, at LA.....Sept. 4-6, 2017
Last Arizona 4-Game Sweep, at LA.....Never Accomplished
Last Arizona 3-Game Sweep, at ARI.....April 2-4, 2018
Last Arizona 4-Game Sweep, at ARI.....Never Accomplished

Most Runs Scored vs. ARI.....22, July 10, 2021 at LA
Most Runs Allowed vs. ARI.....18, May 17, 2014 at ARI
Largest Margin of Victory.....21, July 10, 2021 at LA (22-1)
Largest Margin of Defeat.....13, September 4, 2017 (0-13)
Longest Losing Streak.....10 games, May 16 - Sept. 13, 2022
Last Doubleheader.....Sept. 20, 2022

Atlanta Braves

Truist Park (2017) | 755 Battery Avenue | Atlanta, GA 30339 | (404) 522-7630

Executive Vice President & General Manager.....Alex Anthopoulos
Manager.....Brian Snitker (10th season w/ ATL, 735-582)



Year-By-Year Series Results (1958-2024)

Year	Home	Road	Totals	Year	Home	Road	Totals	Year	Home	Road	Totals
1958	8-3	6-5	14-8	1980	3-6	4-5	7-11	2002	2-1	2-1	4-2
1959	6-6	8-4	14-10	1981	5-4	2-3	7-7	2003	1-2	1-2	2-4
1960	5-6	7-4	12-10	1982	5-4	6-3	11-7	2004	2-2	1-2	3-4
1961	7-4	5-6	12-10	1983	6-3	5-4	11-7	2005	1-2	2-1	3-3
1962	6-3	4-5	10-8	1984	5-4	7-2	12-6	2006	1-2	2-1	3-3
1963	4-5	4-5	8-10	1985	7-2	6-3	13-5	2007	2-2	1-2	3-4
1964	3-6	5-4	8-10	1986	5-4	3-6	8-10	2008	2-1	0-3	2-4
1965	5-4	5-4	10-8	1987	6-3	6-3	12-6	2009	1-3	2-1	3-4
1966	7-2	4-5	11-7	1988	7-2	7-2	14-4	2010	2-2	1-3	3-5
1967	8-1	2-7	10-8	1989	5-4	5-2	10-6	2011	3-1	2-1	5-2
1968	6-3	3-6	9-9	1990	7-2	5-4	12-6	2012	1-2	2-1	3-3
1969	6-3	3-6	9-9	1991	5-4	6-3	11-7	2013	2-2	0-3	2-5
1970	5-4	7-2	12-6	1992	5-4	1-8	6-12	2014	3-0	3-1	6-1
1971	5-4	4-5	9-9	1993	3-3	2-5	5-8	2015	2-1	1-2	3-3
1972	2-4	6-3	8-7	1994	0-3	0-3	0-6	2016	3-0	2-1	5-1
1973	9-0	6-2	15-2	1995	3-2	1-3	4-5	2017	2-2	2-1	4-3
1974	5-4	5-4	10-8	1996	3-3	4-2	7-5	2018	2-1	3-1	5-2
1975	7-2	3-6	10-8	1997	2-3	3-3	5-6	2019	3-0	1-2	4-2
1976	6-3	4-5	10-8	1998	1-2	0-6	1-8	2021	3-0	1-2	4-2
1977	6-3	7-2	13-5	1999	2-4	2-1	4-5	2022	2-1	2-1	4-2
1978	6-3	7-2	13-5	2000	1-2	1-5	2-7	2023	1-3	2-1	3-4
1979	3-6	3-6	6-12	2001	2-1	3-1	5-2	2024	3-0	2-2	5-2

Series Facts

Last Dodger 3-Game Sweep, at LA.....August 3-Sept. 1, 2021
Last Dodger 4-Game Sweep, at LA.....July 26-29, 1990
Last Dodger 3-Game Sweep, at ATL.....July 26-28, 2018
Last Dodger 4-Game Sweep, at ATL.....April 7-10, 1988
Last Atlanta 3-Game Sweep, at LA.....April 18-20, 2008
Last Atlanta 4-Game Sweep, at LA.....Never Accomplished
Last Atlanta 3-Game Sweep, at ATL.....May 17-19, 2013
Last Atlanta 4-Game Sweep, at ATL.....Never Accomplished

Most Runs Scored vs. ATL.....20, 2x, last: July 15, 1957 at ATL
Most Runs Allowed vs. ATL.....17, July 3, 1913 at BOS
Largest Margin of Victory.....16, 2x, last: July 15, 1957 at ATL (20-4)
Largest Margin of Defeat.....16, May 7, 1918 at BOS (16-0)
Longest Winning Streak.....14 games, 2x, last: 4/15/52-9/3/52
Longest Losing Streak.....8 games, 3x, last: 7/21/97-8/15/98
Last Doubleheader.....June 28, 1991

All-Time Series

All-Time Series Record
1,210-1,043-22
At Truist Park
11-7
At Dodger Stadium
228-154

Postseason

1996 NLDS.....L, 0-3
2013 NLDS.....W, 3-1
2018 NLDS.....W, 3-1
2020 NLCS.....W, 4-3
2021 NLCS.....L, 2-4

2025 Schedule

Dates	Site
3/31-4/2.....	LA
5/2-4.....	ATL

Chicago Cubs

Wrigley Field (1914) | 1060 W. Addison St. | Chicago, IL 60613 | (773) 404-2827

President, Baseball Operations..... Jed Hoyer
Manager..... Craig Counsell (2nd season w/CHC, 83-79)



Year-By-Year Series Results (1958-2024)

Year	Home	Road	Totals	Year	Home	Road	Totals	Year	Home	Road	Totals
1958	4-7	7-4	11-11	1980	4-2	3-3	7-5	2002	1-2	3-0	4-2
1959	5-6	6-5	11-11	1981	2-2	2-4	4-6	2003	2-1	2-1	4-2
1960	6-5	7-4	13-9	1982	4-2	3-3	7-5	2004	2-1	2-1	4-2
1961	7-4	8-3	15-7	1983	3-3	3-3	6-6	2005	0-3	2-1	2-4
1962	7-2	7-2	14-4	1984	3-3	2-4	5-7	2006	1-2	1-2	2-4
1963	4-5	7-2	11-7	1985	3-3	4-2	7-5	2007	2-1	3-1	5-2
1964	5-4	3-6	8-10	1986	4-2	2-4	6-6	2008	2-2	0-3	2-5
1965	7-2	3-6	10-8	1987	3-3	3-3	6-6	2009	3-1	2-2	5-3
1966	6-3	4-5	10-8	1988	2-4	6-0	8-4	2010	3-1	1-2	4-3
1967	4-5	5-4	9-9	1989	2-4	3-3	5-7	2011	1-2	2-1	3-3
1968	3-6	3-6	6-12	1990	4-2	5-1	9-3	2012	3-0	1-2	4-2
1969	3-3	3-3	6-6	1991	6-0	4-2	10-2	2013	2-1	4-0	6-1
1970	3-3	3-3	6-6	1992	2-4	4-2	6-6	2014	1-2	3-1	4-3
1971	1-5	3-3	4-8	1993	3-3	2-4	5-7	2015	2-1	2-2	4-3
1972	3-3	1-5	4-8	1994	1-2	2-1	3-3	2016	2-1	1-3	3-4
1973	4-2	3-3	7-5	1995	2-4	3-3	5-7	2017	3-0	0-0	3-0
1974	5-1	5-1	10-2	1996	2-4	3-4	5-8	2018	2-2	1-2	3-4
1975	4-2	3-3	7-5	1997	3-2	3-3	6-5	2019	3-1	1-2	4-3
1976	5-1	4-2	9-3	1998	3-0	2-4	5-4	2020	3-1	0-3	3-4
1977	4-2	2-4	6-6	1999	4-2	3-0	7-2	2021	3-0	4-0	7-0
1978	4-2	4-2	8-4	2000	1-2	5-1	6-3	2022	1-2	3-1	4-3
1979	4-2	3-3	7-5	2001	2-1	0-3	2-4	2023	1-2	1-2	2-4
								2024	1-2	1-2	2-4

All-Time Series

All-Time Series Record
1,072-1,054-14
At Wrigley Field
419-432-7
At Dodger Stadium
183-136

Postseason

2008 NLDS.....W, 3-0
2016 NLCS.....L, 2-4
2017 NLCS.....W, 4-1

2025 Schedule

Dates	Site
3/18-19	JAPAN
4/11-13	LA
4/22-23	CHC

Series Facts

Last Dodger 3-Game Sweep, at LA.....	May 26-28, 2017	Most Runs Scored vs. CHC.....	18, 2x, last: April 20, 1974 at CHC
Last Dodger 4-Game Sweep, at LA.....	July 7-10, 2022	Most Runs Allowed vs. CHC.....	20, 3x, last: 5/5/01 at CHC
Last Dodger 3-Game Sweep, at CHC.....	May 7-8, 2022	Largest Margin of Victory.....	15, Aug. 10, 1922 at BRK (16-1)
Last Dodger 4-Game Sweep, at CHC.....	Aug. 1-4, 2013	Largest Margin of Defeat.....	19, May 5, 2001 at CHC (1-20)
Last Chicago 3-Game Sweep, at LA.....	May 30- June 1, 2005	Longest Winning Streak.....	10 games, 2x, June 25, 2021- July 10, 2022
Last Chicago 4-Game Sweep, at LA.....	July 6-8, 1971	Longest Losing Streak.....	16 games, July 28, 1908-June 20, 1909
Last Chicago 3-Game Sweep, at CHC.....	May 4-6, 2021	Last Doubleheader.....	May 7, 2022
Last Chicago 4-Game Sweep, at CHC.....	Sept. 12-15, 1935		

Cincinnati Reds

Great American Ball Park (2003) | 100 Joe Nuxhall Way | Cincinnati, OH 45202 | (513) 765-7000

President, Baseball Operations.....Nick Krall
Manager.....Terry Francona (1st season w/ CIN, 0-0)



Year-By-Year Series Results (1961-2024)

Year	Home	Road	Totals	Year	Home	Road	Totals	Year	Home	Road	Totals
1961	4-7	6-5	10-12	1982	4-5	7-2	11-7	2003	3-0	1-2	4-2
1962	5-4	4-5	9-9	1983	6-3	5-4	11-7	2004	0-3	2-1	2-4
1963	6-3	4-5	10-8	1984	5-4	6-3	11-7	2005	2-2	2-1	4-3
1964	2-7	2-7	4-14	1985	6-3	5-4	11-7	2006	3-0	3-0	6-0
1965	7-2	5-4	12-6	1986	6-3	2-7	8-10	2007	3-0	1-2	4-2
1966	7-2	5-4	12-6	1987	5-4	3-6	8-10	2008	3-0	4-1	7-1
1967	6-3	4-5	10-8	1988	5-4	6-3	11-7	2009	3-0	2-1	5-1
1968	4-5	5-4	9-9	1989	6-3	4-5	10-8	2010	1-2	3-3	4-5
1969	4-5	4-5	8-10	1990	4-5	5-4	9-9	2011	0-3	2-1	2-4
1970	2-7	3-6	5-13	1991	6-3	6-3	12-6	2012	2-1	2-1	4-2
1971	7-2	4-5	11-7	1992	3-6	4-5	7-11	2013	3-1	0-3	3-4
1972	2-4	3-5	5-9	1993	4-2	4-3	8-5	2014	2-1	2-2	4-3
1973	4-5	3-6	7-11	1994	2-1	4-2	6-3	2015	3-1	3-0	6-1
1974	5-4	7-2	12-6	1995	2-1	1-3	3-4	2016	3-0	2-2	5-2
1975	7-2	3-6	10-8	1996	5-1	3-3	8-4	2017	3-0	3-0	6-0
1976	3-6	2-7	5-13	1997	3-3	2-3	5-6	2018	0-4	1-2	1-6
1977	3-6	5-4	8-10	1998	3-3	1-2	4-5	2019	3-0	2-1	5-1
1978	4-5	5-4	9-9	1999	1-3	2-1	3-4	2020	2-1	1-2	3-3
1979	3-6	4-5	7-11	2000	2-4	3-0	5-4	2021	4-0	3-0	7-0
1980	3-6	6-3	9-9	2001	0-3	2-1	2-4	2022	1-2	1-2	2-4
1981	4-5	4-3	8-8	2002	1-2	1-2	2-4	2023	3-0	0-3	3-3
								2024			

All-Time Series

All-Time Series Record
1,206-1,163-13
At Great American Ball Park
41-29
At Dodger Stadium
213-178

Postseason

1995 NLDS.....L, 0-3

2025 Schedule

Dates	Site
7/28-30	CIN
8/25-27	LA

Series Facts

Last Dodger 3-Game Sweep, at LA.....	June 9-11, 2017	Most Runs Scored vs. CIN.....	25, Sept. 23, 1901 at CIN
Last Dodger 4-Game Sweep, at LA.....	April 14-17, 2022	Most Runs Allowed vs. CIN.....	23, June 8, 1940 at CIN
Last Dodger 3-Game Sweep, at CIN.....	June 21-23, 2022	Largest Margin of Victory.....	19, Sept. 23, 1901 at CIN (25-6)
Last Dodger 4-Game Sweep, at CIN.....	Never Accomplished	Largest Margin of Defeat.....	21, June 8, 1940 at CIN (23-2)
Last Cincinnati 3-Game Sweep, at LA.....	June 13-15, 2011	Longest Winning Streak.....	13 games, July 21, 1947(1)-May 13, 1948
Last Cincinnati 4-Game Sweep, at LA.....	Aug. 5-8, 1976	Longest Losing Streak.....	10 games, 2x, last: 7/27/26 (2)-9/15/26
Last Cincinnati 3-Game Sweep, at CIN.....	Sept. 6-8, 2013	Last Doubleheader.....	Sept. 17, 1987 at LA
Last Cincinnati 4-Game Sweep, at CIN.....	Sept. 22-24, 1969		

Colorado Rockies

Coors Field (1995) | 2001 Blake St. | Denver, CO 80205 | (303) 292-0200

General Manager.....Bill Schmidt
Manager.....Bud Black (9th season w/ COL, 537-657)



Year-By-Year Series Results (1993-2024)

Year	Home	Road	Totals	Year	Home	Road	Totals	Year	Home	Road	Totals
1993	3-4	3-3	6-7	2004	6-3	5-5	11-8	2015	7-3	4-5	11-8
1994	1-2	5-2	6-4	2005	5-4	3-7	8-11	2016	8-2	4-5	12-7
1995	4-3	5-1	9-4	2006	8-2	7-2	15-4	2017	4-5	5-5	9-10
1996	4-2	3-4	7-6	2007	4-5	2-7	6-12	2018	7-3	6-4	13-7
1997	2-4	5-1	7-5	2008	5-4	5-4	10-8	2019	8-1	7-3	15-4
1998	3-3	3-3	6-6	2009	7-2	7-2	14-4	2020	4-2	3-1	7-3
1999	2-4	3-4	5-8	2010	5-4	6-3	11-7	2021	6-3	7-3	13-6
2000	5-1	4-3	9-4	2011	6-3	3-6	9-9	2022	6-3	5-5	11-8
2001	6-4	5-4	11-8	2012	7-2	3-6	10-8	2023	6-0	4-3	10-3
2002	7-2	5-5	12-7	2013	4-6	5-4	9-10	2024	4-2	6-1	10-3
2003	8-2	4-5	12-7	2014	7-2	6-4	13-6				

All-Time Series

All-Time Series Record
317-212
At Coors Field
134-114
At Dodger Stadium
165-90

2025 Schedule

Dates	Site
4/14-16.....	LA
6/24-26.....	COL
8/18-21.....	COL
9/8-10.....	LA

Series Facts

Last Dodger 3-Game Sweep, at LA.....July 4-6, 2022
Last Dodger 4-Game Sweep, at LA.....August 10-13, 2023
Last Dodger 3-Game Sweep, at COL.....April 5-7, 2019
Last Dodger 4-Game Sweep, at COL.....Never Accomplished
Last Colorado 3-Game Sweep, at LA.....Sept. 25-27, 2007
Last Colorado 4-Game Sweep, at LA.....Sept. 7-10, 2017
Last Colorado 3-Game Sweep, at COL.....Aug. 10-12, 2018
Last Colorado 4-Game Sweep, at COL.....Sept. 18 (I)-20, 2007

Most Runs Scored vs. COL.....22, July 21, 2001 at COL
Most Runs Allowed vs. COL.....18, Sept. 17, 1999 at COL
Largest Margin of Victory.....15, July 21, 2001 at COL (22-7)
Largest Margin of Defeat.....14, Sept. 17, 2014 at COL (16-2)
Longest Winning Streak.....12 games, Sept. 9, 2018 - June 27, 2019
Longest Losing Streak.....7 games, Sept. 18-27, 2007
Last Doubleheader.....Sept. 26, 2023

Miami Marlins

Marlins Park (2012) | 501 Marlins Way | Miami, FL 33125 | (305) 480-1300

President of Baseball Operations.....Peter Bendix
Manager.....Clayton McCullough (1st season w/MIA, 0-0)



Year-By-Year Series Results (1993-2024)

Year	Home	Road	Totals	Year	Home	Road	Totals
1993	3-3	4-2	7-5	2014	2-1	1-2	3-3
1994	2-1	1-2	3-3	2015	2-1	2-1	4-2
1995	2-2	5-1	7-3	2016	0-4	1-2	1-6
1996	5-2	2-4	7-6	2017	3-1	3-0	6-1
1997	4-2	0-5	4-7	2018	1-2	1-2	2-4
1998	1-2	4-2	5-4	2019	3-0	2-1	5-1
1999	2-4	0-3	2-7	2021	2-1	1-3	3-4
2000	3-0	4-2	7-2	2022	3-0	3-1	6-1
2001	3-1	2-1	5-2	2023	2-1	1-2	3-3
2002	2-1	1-2	3-3	2024	3-0	2-1	5-1
2003	3-0	2-2	5-2				
2004	1-2	2-1	3-3				
2005	1-2	1-3	2-5				
2006	2-1	3-0	5-1				
2007	1-2	2-2	3-4				
2008	1-3	3-0	4-3				
2009	1-2	2-1	3-3				
2010	1-2	1-2	2-4				
2011	2-1	1-2	3-3				
2012	2-1	2-1	4-2				
2013	2-1	3-1	5-2				

All-Time Series

All-Time Series Record
127-100
At Marlins Park
20-16
At Dodger Stadium
62-46

2025 Schedule

Dates	Site
4/28-30.....	LA
5/5-7.....	MIA

Series Facts

Last Dodger 3-Game Sweep, at LA.....August 19-21, 2022
Last Dodger 4-Game Sweep, at LA.....Never Accomplished
Last Dodger 3-Game Sweep, at FLA/MIA.....July 14-16, 2017
Last Dodger 4-Game Sweep, at FLA/MIA.....Never Accomplished
Last Marlins 3-Game Sweep, at LA.....Never Accomplished
Last Marlins 4-Game Sweep, at LA.....April 25-28, 2016
Last Marlins 3-Game Sweep, at FLA/MIA.....Sept. 6-8, 1999
Last Marlins 4-Game Sweep, at FLA/MIA.....Never Accomplished

Most Runs Scored vs. FLA/MIA.....15, August 13, 2019 at MIA
Most Runs Allowed vs. FLA/MIA.....15, Aug. 16, 2006 at LA
Largest Margin of Victory.....14, August 13, 2019 at MIA (15-1)
Largest Margin of Defeat.....11, Aug. 16 at LA (4-15)
Longest Winning Streak.....6 games (3x), May 18, 2018 - August 14, 2019
Longest Losing Streak.....5 games, April 25-Sept. 9, 2016
Last Doubleheader.....August 19, 2023

Milwaukee Brewers

American Family Field (2001) | One Brewers Way | Milwaukee, WI 53214 | (414) 902-4400

President, Baseball Operations.....Matt Arnold
Manager.....Pat Murphy (2nd season w/ MIL, 93-69)



Year-By-Year Series Results (1998-2024)

Year	Home	Road	Totals	Year	Home	Road	Totals	Year	Home	Road	Totals
1998	4-2	1-2	5-4	2009	1-2	2-1	3-3	2021	3-0	1-3	4-3
1999	2-1	5-1	7-2	2010	1-2	3-0	4-2	2022	2-2	2-1	4-3
2000	1-2	2-2	3-4	2011	1-1	1-3	2-4	2023	1-2	3-0	5-1
2001	3-0	2-1	5-1	2012	1-2	0-4	1-6	2024	2-1	2-2	4-3
2002	3-0	2-1	5-1	2013	2-1	2-1	4-2				
2003	1-2	3-0	4-2	2014	0-3	1-2	1-5				
2004	2-1	1-2	3-3	2015	2-1	2-2	4-3				
2005	3-1	2-0	5-1	2016	3-1	2-1	5-2				
2006	3-0	1-2	4-2	2017	1-2	2-1	3-3				
2007	2-1	1-2	3-3	2018	2-2	2-1	4-3				
2008	2-1	2-1	4-2	2019	1-2	3-1	4-3				

All-Time Series

All-Time Series Record
100-71
At Miller Park
40-30
At Dodger Stadium
48-33

Postseason

2018 NLCS..... W, 4-3
2020 NLWC..... W, 2-0

2025 Schedule

Dates.....Site
7/7-9.....MIL
7/18-20.....LA

Series Facts

Last Dodger 3-Game Sweep, at LA August 15-17, 2023
Last Dodger 4-Game Sweep, at LA Never Accomplished
Last Dodger 3-Game Sweep, at MIL Aug. 24-26, 2010
Last Dodger 4-Game Sweep, at MIL Never Accomplished
Last Milwaukee 3-Game Sweep, at LA Aug. 15-17, 2014
Last Milwaukee 4-Game Sweep, at LA May 28-31, 2012
Last Milwaukee 3-Game Sweep, at MIL Never Accomplished
Last Milwaukee 4-Game Sweep, at MIL Never Accomplished

Most Runs Scored vs. MIL 21, Aug. 2, 2018 vs. MIL
Most Runs Allowed vs. MIL 11, 2x, last: May 5, 2010 vs. MIL
Largest Margin of Victory 16, Aug. 2, 2018 vs. MIL (21-5)
Largest Margin of Defeat 9, Sept. 6, 2006 at MIL (0-9)
Longest Winning Streak 6 games, 2x, last: May 4, 2005-Sept. 6, 2006
Longest Losing Streak 4 games, May 28-31, 2012
Last Doubleheader None

New York Mets

Citi Field (2009) | 126th Street | Flushing, NY 11368 | (718) 507-8499

President, Baseball Operations.....David Stearns
Manager.....Carlos Mendoza (2nd season w/ NYM, 89-73)



Year-By-Year Series Results (1962-2024)

Year	Home	Road	Totals	Year	Home	Road	Totals	Year	Home	Road	Totals
1962	8-1	8-1	16-2	1983	3-2	4-3	7-5	2004	1-2	2-1	3-3
1963	8-1	8-1	16-2	1984	2-4	1-5	3-9	2005	2-1	1-2	3-3
1964	8-1	7-2	15-3	1985	3-3	4-2	7-5	2006	1-2	2-2	3-4
1965	6-3	6-3	12-6	1986	2-4	1-5	3-9	2007	4-3	1-2	5-5
1966	7-2	5-4	12-6	1987	3-3	3-3	6-6	2008	2-1	1-3	3-4
1967	7-2	5-4	12-6	1988	0-6	1-4	1-10	2009	3-0	2-1	5-1
1968	3-6	4-5	7-11	1989	2-4	3-3	5-7	2010	3-1	0-3	3-4
1969	4-2	0-6	4-8	1990	3-3	2-4	5-7	2011	1-3	1-2	2-5
1970	4-2	3-3	7-5	1991	4-2	3-3	7-5	2012	1-3	3-0	4-3
1971	3-3	2-4	5-7	1992	4-2	1-5	5-7	2013	3-0	2-1	5-1
1972	4-2	3-3	7-5	1993	4-2	4-2	8-4	2014	2-1	2-1	4-2
1973	4-2	3-3	7-5	1994	4-2	2-4	6-6	2015	1-2	2-2	3-4
1974	3-3	2-4	5-7	1995	3-3	3-3	6-6	2016	2-2	2-1	4-3
1975	2-4	4-2	6-6	1996	4-2	4-2	8-4	2017	4-0	3-0	7-0
1976	4-2	3-3	7-5	1997	3-3	3-2	6-5	2018	1-2	3-0	4-2
1977	5-1	3-3	8-4	1998	1-3	2-2	3-5	2019	3-1	2-1	5-2
1978	4-2	3-3	7-5	1999	1-3	3-1	4-4	2021	3-1	3-0	6-1
1979	6-0	3-3	9-3	2000	3-3	1-2	4-5	2022	2-2	1-2	3-4
1980	5-1	2-4	7-5	2001	1-2	1-2	2-4	2023	1-2	2-1	3-3
1981	3-0	2-1	5-1	2002	1-2	3-0	4-2	2024	1-2	3-0	4-2
1982	3-3	3-3	6-6	2003	1-2	2-1	3-3				

All-Time Series

All-Time Series Record
362-282-1
At Citi Field
28-15
At Dodger Stadium
193-132

Postseason

1988 NLCS..... W, 4-3
2006 NLDS..... L, 0-3
2015 NLCS..... L, 2-3
2024 NLCS..... W, 4-2

2025 Schedule

Dates.....Site
5/23-25.....LA
6/2-5.....NYM

Series Facts

Last Dodger 3-Game Sweep, at LA Aug. 12-14, 2013
Last Dodger 4-Game Sweep, at LA June 19-22, 2017
Last Dodger 3-Game Sweep, at NY August 13-15, 2021
Last Dodger 4-Game Sweep, at NY Aug. 16-18 (2), 1963
Last New York 3-Game Sweep, at LA Aug. 28-30, 1989
Last New York 4-Game Sweep, at LA Never Accomplished
Last New York 3-Game Sweep, at NY April 27-28, 2010
Last New York 4-Game Sweep, at NY Never Accomplished

Most Runs Scored vs. NY 17, 2x, last: May 14, 1962 at NYM
Most Runs Allowed vs. NY 15, July 25, 2015 at NYM
Largest Margin of Victory 14, July 14, 1962 at NY (17-3)
Largest Margin of Defeat 13, July 25, 2015 at NYM (2-15)
Longest Winning Streak 11 games, Jul 31, 1963-May 21, 1964
Longest Losing Streak 9 games, May 18, 1986-Aug. 30, 1986
Last Doubleheader April 27, 2010

Philadelphia Phillies

Citizens Bank Park (2004) | One Citizens Bank Way | Philadelphia, PA 19148 | (215) 463-6000

General Manager.....Sam Fuld
Manager.....Rob Thompson (4rd season w/ PHI, 250-185)



Year-By-Year Series Results (1958-2024)

Year	Home	Road	Totals	Year	Home	Road	Totals	Year	Home	Road	Totals
1958	6-5	4-7	10-12	1980	3-3	3-3	6-6	2002	2-1	2-2	4-3
1959	11-0	6-5	17-5	1981	1-2	2-1	3-3	2003	2-2	0-3	2-5
1960	8-3	8-3	16-6	1982	3-3	1-5	4-8	2004	1-2	0-3	1-5
1961	7-4	10-1	17-5	1983	6-0	5-1	11-1	2005	1-2	2-1	3-3
1962	9-0	5-4	14-4	1984	1-5	2-4	3-9	2006	2-2	2-1	4-3
1963	2-7	5-4	7-11	1985	1-5	3-3	4-8	2007	2-1	2-1	4-2
1964	4-5	4-5	8-10	1986	3-3	2-4	5-7	2008	4-0	0-4	4-4
1965	4-5	5-4	9-9	1987	1-5	1-5	2-10	2009	2-2	2-1	4-3
1966	7-2	4-5	11-7	1988	5-1	6-0	11-1	2010	1-2	1-2	2-4
1967	2-7	4-5	6-12	1989	4-2	2-4	6-6	2011	0-3	1-2	1-5
1968	6-3	4-5	10-8	1990	4-2	4-2	8-4	2012	1-2	4-0	5-2
1969	4-2	4-2	8-4	1991	5-1	2-4	7-5	2013	3-1	2-1	5-2
1970	2-4	4-1	6-5	1992	3-3	2-4	5-7	2014	1-3	2-1	3-4
1971	5-1	2-4	7-5	1993	1-5	1-5	2-10	2015	3-1	2-1	5-2
1972	3-3	4-2	7-5	1994	5-1	2-4	7-5	2016	2-1	2-1	4-2
1973	4-2	5-1	9-3	1995	2-4	2-5	4-9	2017	3-0	1-3	4-3
1974	4-2	2-4	6-6	1996	4-3	3-3	7-6	2018	2-2	1-2	3-4
1975	3-3	4-2	7-5	1997	5-1	5-0	10-1	2019	3-0	2-2	5-2
1976	1-5	4-2	5-7	1998	3-3	2-1	5-4	2021	2-1	2-1	4-2
1977	4-2	2-4	6-6	1999	2-1	4-2	6-3	2022	1-3	2-1	3-4
1978	4-2	3-3	7-5	2000	4-2	1-2	5-4	2023	3-0	1-2	4-2
1979	3-3	0-6	3-9	2001	3-0	0-3	3-3	2024	1-2	0-3	1-5

Series Facts

Last Dodger 3-Game Sweep, at LA May 1-3, 2023
Last Dodger 4-Game Sweep, at LA Aug. 11-14, 2008
Last Dodger 3-Game Sweep, at PHI Aug. 22-24, 1997
Last Dodger 4-Game Sweep, at PHI June 4-7, 2012
Last Philadelphia 3-Game Sweep, at LA Aug. 8-10, 2011
Last Philadelphia 4-Game Sweep, at LA Aug. 29-Sept. 1, 1985
Last Philadelphia 3-Game Sweep, at PHI May 18-20, 2004
Last Philadelphia 4-Game Sweep, at PHI Aug. 22-25, 2008

Most Runs Scored vs. PHI 22, 2x, last: Sept. 23, 1939 at PHI
Most Runs Allowed vs. PHI 19, Sept. 12, 1961 at LA
Largest Margin of Victory 18, Sept. 23, 1939 (I) at PHI (22-4)
Largest Margin of Defeat 15, June 28, 2013 at LA (1-16)
Longest Winning Streak 16 games, April 19-Sept. 21, 1945
Longest Losing Streak 12 games, May 8-Sept. 16, 1905
Last Doubleheader April 9, 2006

Pittsburgh Pirates

PNC Park (2001) | 115 Federal Street | Pittsburgh, PA 15212 | (412) 323-5000

Sr. Vice President and General Manager.....Ben Cherington
ManagerDerek Shelton (6th season w/ PIT, 294-414)



Year-By-Year Series Results (1961-2024)

Year	Home	Road	Totals	Year	Home	Road	Totals	Year	Home	Road	Totals
1961	6-5	7-4	13-9	1982	3-3	2-4	5-7	2003	2-1	3-0	5-1
1962	5-4	5-4	10-8	1983	3-3	3-3	6-6	2004	3-0	3-0	6-0
1963	7-2	6-3	13-5	1984	2-4	2-4	4-8	2005	3-1	2-1	5-2
1964	4-5	6-3	10-8	1985	4-2	4-2	8-4	2006	4-2	2-2	6-4
1965	4-5	5-4	9-9	1986	4-2	4-2	8-4	2007	2-1	3-1	5-2
1966	5-4	4-5	9-9	1987	4-2	2-4	6-6	2008	2-1	3-1	5-2
1967	4-5	3-6	7-11	1988	3-3	3-3	6-6	2009	3-0	1-3	4-3
1968	7-2	3-6	10-8	1989	4-2	3-3	7-5	2010	3-1	1-2	4-3
1969	5-1	3-3	8-4	1990	3-3	1-5	4-8	2011	3-1	3-1	6-2
1970	3-3	3-3	6-6	1991	3-3	4-2	7-5	2012	3-0	3-1	6-1
1971	1-5	3-3	4-8	1992	3-3	2-4	5-7	2013	3-0	1-2	4-2
1972	3-3	4-2	7-5	1993	5-1	3-3	8-4	2014	1-3	1-2	2-5
1973	5-1	5-1	10-2	1994	2-1	1-2	3-3	2015	1-2	0-3	1-5
1974	4-2	0-6	4-8	1995	4-3	5-1	9-4	2016	1-2	1-3	2-5
1975	2-4	3-3	5-7	1996	3-3	3-3	6-6	2017	3-0	3-1	6-1
1976	5-1	4-2	9-3	1997	4-1	5-1	9-2	2018	3-0	2-1	5-1
1977	6-0	3-3	9-3	1998	4-2	3-3	7-5	2019	3-0	3-0	6-0
1978	5-1	2-4	7-5	1999	1-2	2-4	3-6	2021	3-0	3-0	6-0
1979	1-5	3-3	4-8	2000	2-4	2-1	4-5	2022	0-3	1-2	1-5
1980	5-1	1-5	6-6	2001	2-1	5-1	7-2	2023	3-1	1-2	4-3
1981	2-1	3-0	5-1	2002	2-1	2-1	4-2	2024	3-0	1-2	4-2

Series Facts

Last Dodger 3-Game Sweep, at LA August 16-18, 2021
Last Dodger 4-Game Sweep, at LA June 3-6, 1968
Last Dodger 3-Game Sweep, at PIT June 8-10, 2021
Last Dodger 4-Game Sweep, at PIT Aug. 1-4, 1949
Last Pittsburgh 3-Game Sweep, at LA May 30 - June 1, 2022
Last Pittsburgh 4-Game Sweep, at LA Never Accomplished
Last Pittsburgh 3-Game Sweep, at PIT Aug. 7-9, 2015
Last Pittsburgh 4-Game Sweep, at PIT Never Accomplished

Most Runs Scored vs. PIT 23, July 10, 1943 at BKN
Most Runs Allowed vs. PIT 21, June 20, 1925 at PIT
Largest Margin of Victory 17, April 17, 1994 at PIT (19-2)
Largest Margin of Defeat 16, June 20, 1925 at PIT (5-21)
Longest Winning Streak 16 games, June 6, 2018 - August 18, 2021
Longest Losing Streak 10 games, July 21, 1910(I)-Aug. 27, 1910
Last Doubleheader August 1, 2000

All-Time Series

All-Time Series Record
1,186-933-14
At Citizens Bank Park
31-30
At Dodger Stadium
181-144

Postseason

1977 NLCS W, 3-1
1978 NLCS W, 3-1
1983 NLCS L, 1-3
2008 NLCS L, 1-4
2009 NLCS L, 1-4

2025 Schedule

Dates	Site
4/4-6	PHI
9/15-17	LA

St. Louis Cardinals

Busch Stadium (2006) | 700 Clark Street | St. Louis, MO 63102 | (314) 345-9600

Vice President and General Manager.....Mike Girsch
Manager.....Oliver Marmol (4th season w/ STL, 247-23)



Year-By-Year Series Results (1961-2024)

Year	Home	Road	Totals	Year	Home	Road	Totals	Year	Home	Road	Totals
1961	7-4	5-6	12-10	1982	3-3	4-2	7-5	2003	2-2	2-0	4-2
1962	2-7	5-4	7-11	1983	5-1	4-2	9-3	2004	2-1	0-3	2-4
1963	5-4	7-2	12-6	1984	3-3	3-3	6-6	2005	1-2	1-3	2-5
1964	6-3	4-5	10-8	1985	4-2	3-3	7-5	2006	0-3	0-4	0-7
1965	5-4	7-2	12-6	1986	4-2	4-2	8-4	2007	2-1	1-2	3-3
1966	4-5	6-3	10-8	1987	2-4	1-5	3-9	2008	1-2	1-2	2-4
1967	4-5	2-7	6-12	1988	4-2	3-3	7-5	2009	1-2	1-3	2-5
1968	4-5	5-4	9-9	1989	3-3	0-6	3-9	2010	3-0	0-4	3-4
1969	2-4	1-5	3-9	1990	2-4	5-1	7-5	2011	1-3	3-0	4-3
1970	2-4	5-1	7-5	1991	4-2	2-4	6-6	2012	5-2	1-3	6-5
1971	3-3	3-3	6-6	1992	2-4	2-4	4-8	2013	1-2	3-1	4-3
1972	4-2	4-2	8-4	1993	1-5	5-1	6-6	2014	3-1	1-2	4-3
1973	5-1	3-3	8-4	1994	1-2	1-2	2-4	2015	1-3	1-2	2-5
1974	2-4	4-2	6-6	1995	3-3	4-2	7-5	2016	2-1	2-1	4-2
1975	2-4	3-3	5-7	1996	4-2	4-2	8-4	2017	2-1	2-2	4-3
1976	6-0	4-2	10-2	1997	2-3	3-3	5-6	2018	0-3	3-1	3-4
1977	5-1	1-5	6-6	1998	2-1	2-4	4-5	2019	3-0	0-4	3-4
1978	3-3	2-4	5-7	1999	2-4	1-2	3-6	2020	2-1	2-2	4-3
1979	3-3	3-3	6-6	2000	1-2	2-4	3-6	2021	2-1	2-1	4-2
1980	5-1	2-4	7-5	2001	2-1	1-2	3-3	2022	3-0	1-3	4-3
1981	2-2	3-3	5-5	2002	0-2	2-2	2-4	2023	3-1	2-1	5-2
								2024	3-1	2-1	5-2

All-Time Series

All-Time Series Record
1,084-1,109-16
At New Busch Stadium
24-33
At Dodger Stadium
162-151

Postseason

1985 NLCS.....L, 2-4
2004 NLDS.....L, 1-3
2009 NLDS.....W, 3-0
2013 NLCS.....L, 2-4
2014 NLDS.....L, 1-3
2021 NLWC.....W, 1-0

2025 Schedule

Dates.....Site
6/6-8.....STL
8/4-6.....LA

Series Facts

Last Dodger 3-Game Sweep, at LA.....April 28-30, 2023
Last Dodger 4-Game Sweep, at LA.....April 29-May 2, 2018
Last Dodger 3-Game Sweep, at STL.....Sept. 13-15, 1976
Last Dodger 4-Game Sweep, at STL.....Never Accomplished
Last St. Louis 3-Game Sweep, at LA.....July 21-23, 2006
Last St. Louis 4-Game Sweep, at LA.....July 1-4, 1968
Last St. Louis 3-Game Sweep, at STL.....Aug. 20-22, 2018
Last St. Louis 4-Game Sweep, at STL.....April 8-11, 2019

Most Runs Scored vs. STL.....22, July 29, 1936(1) at BRK
Most Runs Allowed vs. STL.....22, July 27, 1918(2) at BRK
Largest Margin of Victory.....16, Aug. 30, 1953 at BRK (20-4)
Largest Margin of Defeat.....18, July 24, 1937 at BRK (2-20)
Longest Winning Streak.....14 games, June 5-Aug. 22 (2), 1951
Longest Losing Streak.....9 games, 4x, May 12-July 29, 1944 (2)
Last Doubleheader.....July 7, 1987

San Diego Padres

Petco Park (2004) | 100 Park Blvd. | San Diego, CA 92101 | (619) 795-5000

President of Baseball Operations & GM.....A.J. Preller
Manager.....Mike Shildt (2nd season w/ SD, 93-69)



Year-By-Year Series Results (1971-2024)

Year	Home	Road	Totals	Year	Home	Road	Totals	Year	Home	Road	Totals
1971	4-5	9-0	13-5	1989	3-6	3-6	6-12	2007	5-4	3-6	8-10
1972	6-3	7-2	13-5	1990	6-3	3-6	9-9	2008	6-3	5-5	11-7
1973	2-7	7-2	9-9	1991	5-4	5-4	10-8	2009	6-3	4-5	10-8
1974	8-1	8-1	16-2	1992	4-5	5-4	9-9	2010	4-5	4-5	8-10
1975	6-3	5-4	11-7	1993	5-1	4-3	9-4	2011	7-2	6-3	13-5
1976	3-6	3-6	6-12	1994	5-2	1-2	6-4	2012	5-4	6-3	11-7
1977	5-4	7-2	12-6	1995	4-3	3-3	7-6	2013	5-4	6-4	11-8
1978	7-2	2-7	9-9	1996	1-5	4-3	5-8	2014	7-3	5-4	12-7
1979	6-3	3-6	9-9	1997	2-4	3-3	5-7	2015	7-2	7-3	14-5
1980	7-2	2-7	9-9	1998	3-3	2-4	5-7	2016	6-4	5-4	11-8
1981	3-3	3-2	6-5	1999	2-4	1-5	3-9	2017	8-2	5-4	13-6
1982	6-3	3-6	9-9	2000	4-3	4-2	8-5	2018	7-2	7-3	14-5
1983	2-7	4-5	6-12	2001	2-7	7-3	9-10	2019	6-4	7-2	13-6
1984	5-4	5-4	10-8	2002	6-4	4-5	10-9	2020	2-2	4-2	6-4
1985	4-5	4-5	8-10	2003	5-4	3-7	8-11	2021	7-3	5-4	12-7
1986	3-6	3-6	6-12	2004	5-5	5-4	10-9	2022	8-2	6-3	14-5
1987	6-3	5-4	11-7	2005	7-2	4-5	11-7	2023	5-2	4-2	9-4
1988	5-4	2-7	7-11	2006	2-7	3-6	5-13	2024	3-4	2-4	5-8

All-Time Series

All-Time Series Record
523-427-1
At PETCO Park
100-74
At Dodger Stadium
275-197

Postseason

2020 NLDS.....W, 3-0
2022 NLDS.....L, 1-3
2024 NLDS.....W, 3-2

2025 Schedule

Dates.....Site
6/9-11.....SD
6/16-19.....LA
8/15-17.....LA
8/22-24.....SD

Series Facts

Last Dodger 3-Game Sweep, at LA.....May 12-14, 2023
Last Dodger 4-Game Sweep, at LA.....April 30- May 3, 2009
Last Dodger 3-Game Sweep, at SD.....Sept. 10-12, 2021
Last Dodger 4-Game Sweep, at SD.....June 28-July 1, 2001
Last San Diego 3-Game Sweep, at LA.....April 15-17, 2013
Last San Diego 4-Game Sweep, at LA.....June 20-23, 1983
Last San Diego 3-Game Sweep, at SD.....June 21-23, 2021
Last San Diego 4-Game Sweep, at SD.....April 15-18, 1982

Most Runs Scored vs. SD.....19, June 28, 1969 at SD
Most Runs Allowed vs. SD.....14, twice, last: June 27, 1995 at LA
Largest Margin of Victory.....19, June 28, 1969 at SD (19-0)
Largest Margin of Defeat.....12, (3x) last: June 10, 1993 at SD (2-14)
Longest Winning Streak.....16 games, Sept. 9, 1973-Sept. 20, 1974
Longest Losing Streak.....10 games, Sept. 22, 1996-June 28, 1997
Last Doubleheader.....Sept. 2, 2017

San Francisco Giants

Oracle Park (2000) | 24 Willie Mays Plaza | San Francisco, CA 94107 | (415) 972-2000

President of Baseball OperationsBuster Posey
ManagerBob Melvin (2nd season w/ SF, 80-82)



Year-By-Year Series Results (1959-2024)

Year	Home	Road	Totals	Year	Home	Road	Totals	Year	Home	Road	Totals
1959	6-5	6-5	12-10	1981	2-2	3-3	5-5	2003	2-2	2-0	4-2
1960	7-4	3-8	10-12	1982	3-3	4-2	7-5	2004	2-1	0-3	2-4
1961	7-4	5-6	12-10	1983	5-1	4-2	9-3	2005	1-2	1-3	2-5
1962	2-7	5-4	7-11	1984	3-3	3-3	6-6	2006	0-3	0-4	0-7
1963	5-4	7-2	12-6	1985	4-2	3-3	7-5	2007	2-1	1-2	3-3
1964	6-3	4-5	10-8	1986	4-2	4-2	8-4	2008	1-2	1-2	2-4
1965	5-4	7-2	12-6	1987	2-4	1-5	3-9	2009	1-2	1-3	2-5
1966	4-5	6-3	10-8	1988	4-2	3-3	7-5	2010	3-0	0-4	3-4
1967	4-5	2-7	6-12	1989	3-3	0-6	3-9	2011	1-3	3-0	4-3
1968	4-5	5-4	9-9	1990	2-4	5-1	7-5	2012	5-2	1-3	6-5
1969	2-4	1-5	3-9	1991	4-2	2-4	6-6	2013	1-2	3-1	4-3
1970	2-4	5-1	7-5	1992	2-4	2-4	4-8	2014	3-1	1-2	4-3
1971	3-3	3-3	6-6	1993	1-5	5-1	6-6	2015	1-3	1-2	2-5
1972	4-2	4-2	8-4	1994	1-2	1-2	2-4	2016	6-3	2-8	8-11
1973	5-1	3-3	8-4	1995	3-3	4-2	7-5	2017	6-3	5-5	11-8
1974	2-4	4-2	6-6	1996	4-2	4-2	8-4	2018	5-5	5-4	10-9
1975	2-4	3-3	5-7	1997	2-3	3-3	5-6	2019	6-4	6-3	12-7
1976	6-0	4-2	10-2	1998	2-1	2-4	4-5	2020	4-3	2-1	6-4
1977	5-1	1-5	6-6	1999	2-4	1-2	3-6	2021	4-6	5-4	9-10
1978	3-3	2-4	5-7	2000	1-2	2-4	3-6	2022	8-1	7-3	15-4
1979	3-3	3-3	6-6	2001	2-1	1-2	3-3	2023	3-4	4-2	7-6
1980	5-1	2-4	7-5	2002	0-2	2-2	2-4	2024	6-1	3-3	9-4

All-Time Series

All-Time Series Record
1,279-1,284-17
At AT&T Park
107-104
At Dodger Stadium
297-240

Postseason

2021 NLDS.....W, 3-2

2025 Schedule

Dates	Site
6/13-15	LA
7/11-13	SF
9/12-14	SF
9/18-21	LA

Series Facts

Last Dodger 3-Game Sweep, at LA July 28-30, 2017
Last Dodger 4-Game Sweep, at LA July 21-24, 2022
Last Dodger 3-Game Sweep, at SF September 16-18, 2022
Last Dodger 4-Game Sweep, at SF July 1-4, 1977
Last Giant 3-Game Sweep, at LA June 16-18, 2023
Last Giant 4-Game Sweep, at LA Never Accomplished
Last Giant 3-Game Sweep, at SF Sep. 30-Oct. 2, 2016
Last Giant 4-Game Sweep, at SF June 21-24, 2004

Most Runs Scored vs. SF 19, 2x, last: May 26, 1970 at SF
Most Runs Allowed vs. SF 26, April 30, 1944(1) at NYG
Largest Margin of Victory 17, Sept. 13, 2014 at SF (17-0)
Largest Margin of Defeat 18, (2x), last: April 30, 1944(1) at NYG
Longest Winning Streak 10 games, July 12, 1953-Sept. 6, 1953
Longest Losing Streak 12 games, Oct. 2, 1937-July 4, 1938(2)
Last Doubleheader August 27, 2020 at SF

Washington Nationals

Nationals Park (2008) | 1500 S. Capitol Street, SE | Washington, DC 20003 | (202) 640-7000

President, Baseball Operations and General ManagerMike Rizzo
ManagerDavid Martinez (8th season w/ WAS, 463-569)



Year-By-Year Series Results (1969-2024)

Year	Home	Road	Totals	Year	Home	Road	Totals	Year	Home	Road	Totals
1969	4-2	6-0	10-2	1989	3-3	4-2	7-5	2009	1-1	2-1	3-2
1970	4-2	4-2	8-4	1990	5-1	1-5	6-6	2010	2-1	1-2	3-3
1971	3-3	5-1	8-4	1991	5-1	0-6	5-7	2011	2-1	2-1	4-2
1972	3-3	3-3	6-6	1992	3-3	1-5	4-8	2012	3-0	1-2	4-2
1973	4-2	3-3	7-5	1993	4-2	2-4	6-6	2013	2-1	3-0	5-1
1974	4-2	4-2	8-4	1994	2-4	1-5	3-9	2014	1-2	1-2	2-4
1975	2-4	3-3	5-7	1995	4-2	3-3	7-5	2015	2-1	2-1	4-2
1976	6-0	4-2	10-2	1996	4-2	5-1	9-3	2016	3-0	2-1	5-1
1977	2-4	5-1	7-5	1997	4-1	3-3	7-4	2017	1-2	2-1	3-3
1978	5-1	3-3	8-4	1998	5-1	0-3	5-4	2018	2-1	3-0	5-1
1979	5-1	1-5	6-6	1999	3-3	2-1	5-4	2019	2-2	2-1	4-3
1980	6-0	5-1	11-1	2000	3-1	2-2	5-3	2021	3-0	4-0	7-0
1981	3-0	2-2	5-2	2001	1-2	1-2	2-4	2022	1-2	2-1	3-3
1982	3-3	5-1	8-4	2002	3-1	2-1	5-2	2023	2-1	2-1	4-2
1983	4-2	3-3	7-5	2003	2-1	2-1	4-2	2024	1-2	3-0	4-2
1984	3-3	3-3	6-6	2004	2-1	2-2	4-3				
1985	5-1	2-4	7-5	2005	1-2	1-2	2-4				
1986	4-2	1-5	5-7	2006	3-0	1-2	4-2				
1987	1-5	2-4	3-9	2007	3-0	2-1	5-1				
1988	4-2	4-2	8-4	2008	3-0	0-3	3-3				

All-Time Series

All-Time Series Record
301-208
At Nationals Park
29-17
At Dodger Stadium
163-87

Postseason

1981 NLCSW, 3-2
2016 NLDS.....W, 3-2
2019 NLDS.....L, 2-3

2025 Schedule

Dates	Site
4/7-9	WAS
6/20-22	LA

Series Facts

Last Dodger 3-Game Sweep, at LA April 9-11, 2021
Last Dodger 4-Game Sweep, at LA Aug. 29-31(2), 1980
Last Dodger 3-Game Sweep, at MON/WAS May 19-20, 2018
Last Dodger 4-Game Sweep, at MON/WAS July 1-4, 2021
Last MON/WAS 3-Game Sweep, at LA Aug. 28-30, 1987
Last MON/WAS 4-Game Sweep, at LA Never Accomplished
Last MON/WAS 3-Game Sweep, at MON/WAS Aug. 26-28, 2008
Last Montreal 4-Game Sweep, at MON/WAS July 11-14, 1991

Most Runs Scored vs. MON/WAS 15, May 3, 1970 at LA
Most Runs Allowed vs. MON/WAS 13, May 2, 1982 at LA
Largest Margin of Victory 14, May 3, 1970 at LA (15-1)
Largest Margin of Defeat 12, May 2, 1982 at LA (1-13)
Longest Winning Streak 11 games, June 14-August 31, 1980 (2)
Longest Losing Streak 7 games, 2x, last: July 6, 1994-May 28, 1995
Last Doubleheader May 19, 2018 at WAS

Baltimore Orioles

Camden Yards | 333 W Camden St, Baltimore, MD 21201 | (410) 685-9800

Executive Vice President, Baseball Operations & GM Mike Elias
Manager Brandon Hyde (7th season w/ BAL, 406-465)



Series Facts

All-Time Series Record	11-7	All-Time Playoff Record	0-4
At Camden Yards	7-5	At Dodger Stadium	4-2
Last Meeting at BAL	2023	Last Meeting in LA	2024

2025 Schedule

Dates	Site
9/5-7	BAL

Boston Red Sox

Fenway Park | 4 Jersey St, Boston, MA 02215 | (877) 733-7699

Chief Baseball Officer..... Craig Breslow
Manager Alex Cora (7th season w/ BOS, 521-451)



Series Facts

All-Time Series Record	11-10	All-Time Playoff Record	2-8
At Fenway Park	5-7	At Dodger Stadium	6-3
Last Meeting at BOS	2023	Last Meeting in LA	2024

2025 Schedule

Dates	Site
7/25-27	BOS

Chicago White Sox

Guaranteed Rate Field | 333 W 35th St, Chicago, IL 60616 | (312) 674-1000

Senior Vice President and General Manager Chris Getz
Manager Will Venable (1st season w/ CWS, 0-0)



Series Facts

All-Time Series Record	15-16	All-Time Playoff Record	4-2
At Guaranteed Rate Field	6-8	At Dodger Stadium	9-8
Last Meeting at CWS	2024	Last Meeting in LA	2023

2025 Schedule

Dates	Site
7/1-3	LA

Cleveland Guardians

Progressive Field (1994) | 2401 Ontario St, Cleveland, OH 44115 | (216) 420-4487

President, Baseball Operations..... Chris Antonetti
Manager Stephen Vogt (2nd season w/ CLE, 92-69)



Series Facts

All-Time Series Record	10-8	All-Time Playoff Record	2-5
At Progressive Field	7-2	At Dodger Stadium	3-6
Last Meeting at CLE	2023	Last Meeting in LA	2024

2025 Schedule

Dates	Site
5/26-28	LA

Detroit Tigers

Comerica Park (2000) | 2100 Woodward Ave, Detroit, MI 48201 | (313) 962-4000

President, Baseball Operations..... Scott Harris
Manager A.J. Hinch (5th season w/ DET, 307-341)



Series Facts

All-Time Series Record	16-12	All-Time Playoff Record	NA
At Comerica Park	5-6	At Dodger Stadium	11-6
Last Meeting at DET	2017	Last Meeting in LA	2023

2025 Schedule

Dates	Site
3/27-29	LA

Houston Astros

Daikin Park (2000) | 501 Crawford St, Houston, TX 77002 | (713) 259-8000

Executive Vice President and General ManagerDana Brown
ManagerJoe Espada (2nd season w/ HOU, 88-73)



Series Facts

All-Time Series Record	396-329	All-Time Playoff Record	6-6
At Minute Maid Park.....	22-25	At Dodger Stadium	222-149
Last Meeting at HOU.....	2024	Last Meeting in LA	2023

2025 Schedule

Dates	Site
7/4-6.....	HOU

Kansas City Royals

Kauffman Stadium (1973) | 1 Royal Way, Kansas City, MO 64129 | (816) 921-8000

Executive Vice President and General ManagerJ.J. Picollo
ManagerMatt Quatraro (3rd season w/ KC, 142-182)



Series Facts

All-Time Series Record	10-7	All-Time Playoff Record	NA
At Kauffmann Stadium.....	5-7	At Dodger Stadium	5-1
Last Meeting at KC.....	2023	Last Meeting in LA	2024

2025 Schedule

Dates	Site
6/27-29.....	KC

Los Angeles Angels

Angel Stadium (1966) | 2000 E. Gene Autry Way | Anaheim, CA 92806 | (714) 940-2000

General Manager.....Perry Minasian
ManagerRon Washington (2nd season w/ LAA, 63-99)



Series Facts

All-Time Series Record	71-73	All-Time Playoff Record	NA
At Angel Stadium.....	30-42	At Dodger Stadium	41-21
Last Meeting at LAA.....	2024	Last Meeting in LA	2024

2025 Schedule

Dates	Site
5/16-18	LA
8/11-13	ANA

Minnesota Twins

Target Field (2010) | 1 Twins Way, Minneapolis, MN 55403 | (612) 338-9467

President, Baseball Operations.....Derek Falvey
ManagerRocco Baldelli (7th season w/ MIN, 457-413)



Series Facts

All-Time Series Record	15-7	All-Time Playoff Record	4-3
At Target Field.....	6-5	At Dodger Stadium	9-2
Last Meeting at MIN.....	2022	Last Meeting in LA	2023

2025 Schedule

Dates	Site
7/21-23	MIN

New York Yankees

Yankee Stadium (2009) | 1 E 161 St, The Bronx, NY 10451 | (718) 293-4300

Senior Vice President, General Manager.....Brian Cashman
ManagerAaron Boone (8th season w/ NYY, 603-429)



Series Facts

All-Time Series Record	9-10	All-Time Playoff Record	29-37
At Yankee Stadium.....	3-3	At Dodger Stadium	6-7
Last Meeting at NYY	2016	Last Meeting in LA	2023

2025 Schedule

Dates	Site
5/30-6/1.....	LA

Athletics

Sutter Health Park (2025) | 400 Ballpark Drive, West Sacramento, CA 95651 | (916) 376-4676

General Manager.....David Forst
Manager.....Mark Kotsay (4th season w/ OAK, 179-307)



Series Facts

All-Time Series Record	19-23	All-Time Playoff Record.....	5-5
At Coliseum.....	5-16	At Dodger Stadium	14-7
Last Meeting at OAK.....	2024	Last Meeting in LA	2023

2025 Schedule

Dates	Site
5/13-15	LA

Seattle Mariners

T-Mobile Park (1999) | 1250 1st Ave S, Seattle, WA 98134 | (206) 346-4000

President of Baseball Operations.....Jerry Dipoto
Manager.....Scott Servais (10th season w/ SEA, 668-624)



Series Facts

All-Time Series Record	26-16	All-Time Playoff Record.....	NA
At T-Mobile Park.....	12-9	At Dodger Stadium	14-7
Last Meeting at SEA.....	2023	Last Meeting in LA	2024

2025 Schedule

Dates	Site
9/26-28	SEA

Tampa Bay Rays

George M. Steinbrenner Field (2025) | 1 Steinbrenner Dr., Tampa, FL 33614 | (813) 875-7753

President, Baseball Operations.....Erik Neander
Manager.....Kevin Cash (11th season w/ TB, 819-699)



Series Facts

All-Time Series Record	11-9	All-Time Playoff Record.....	4-2
At Tropicana Field.....	6-7	At Dodger Stadium	5-2
Last Meeting at TB.....	2023	Last Meeting in LA	2024

2025 Schedule

Dates	Site
8/1-8/3	TB

Texas Rangers

Globe Life Field (2020) | 734 Stadium Dr, Arlington, TX 76011 | (817) 533-1972

Executice Vice President & General Manager.....Chris Young
Manager.....Bruce Bochy (3rd season w/ TEX, 168-156)



Series Facts

All-Time Series Record	22-14	All-Time Playoff Record.....	NA
At Globe Life Field.....	4-2	At Dodger Stadium	7-1
Last Meeting at TEX.....	2023	Last Meeting in LA	2022

2025 Schedule

Dates	Site
4/18-20.....	TEX

Toronto Blue Jays

Rogers Centre (1989) | 1 Blue Jays Way, Toronto, ON M5V 1J1 | (416) 341-1000

Executive Vice President, Baseball Operations & General Manager.....Ross Atkins
Manager.....John Schneider (4th season w/ TOR, 209-189)



Series Facts

All-Time Series Record	15-9	All-Time Playoff Record.....	NA
At Rogers Centre	3-3	At Dodger Stadium	7-5
Last Meeting at TOR	2024	Last Meeting in LA	2023

2025 Schedule

Dates	Site
8/8-10	LA

Last Trade With Each MLB Club

TEAM	RECEIVED	TRADED	DATE	TEAM	RECEIVED	TRADED	DATE
Arizona	Jon Garland	Tony Abreu	8/31/09	Milwaukee	Justin Chambers/PTBNL	Bryan Hudson	1/3/24
Atlanta	Adam McCreery	Cash	11/28/18	Minnesota	Manuel Margot	Noah Miller	2/26/24
Baltimore	Manny Machado	Zach Pop	7/18/18	New York-AL	Matt Gage,	Caleb Ferguson	2/5/24
		Rylan Bannon			Christian Zazueta		
		Yusniel Diaz		New York-NL	Cash	Phil Bickford/A. Kolarik	8/1/23
		Breyvic Valera		Oakland	Yonny Hernandez	Money	12/15/22
		Dean Kremer		Philadelphia	Garrett Cleavinger	Money	12/29/20
Boston	Moises Bolivar	James Paxton	7/26/24	Pittsburgh	Cash	Andre Jackson	6/22/23
				St. Louis	Tommy Edman,	3-Team W/ White Sox	7/29/24
Chicago-AL	Michael Kopech	Miguel Vargas	7/29/24		Oliver Gonzalez		
Chicago-NL	Michael Busch,	Jackson Ferris,	1/11/24	San Diego	Yasmani Grandal,	Matt Kemp,	12/18/14
	Yency Almonte	Zyhir Hope			Joe Wieland, Zach Eflin	Tim Federowicz, cash	
Cincinnati	Jeter Downs, Josiah Gray,	Matt Kemp, Yasiel Puig,	12/21/18	San Francisco	Mark Sweeney	Travis Denker	8/9/07
	Homer Bailey	Kyle Farmer, Alex Wood,		Seattle	Cash	Jake Lamb	8/2/22
		Cash		Texas	Yu Darvish	Willie Calhoun, Brandon Davis	7/31/17
Cleveland	PTBNL/Cash	Kole Calhoun	8/4/23			AJ Alexy	
Colorado	Cash	Justin Bruihl	8/1/23	Tampa Bay	Kevin Kiermaier	Ryan Yarbrough	7/30/24
Detroit	Jack Flaherty	Thayron Liranzo, Trey Sweeney	7/30/24	Toronto	Nick Frasso, Moises Brito	Mitch White	8/2/22
Houston	Tyler White	Andre Scrubb	7/25/19	Washington	Trea Turner,	Josiah Gray, Keibert Ruiz	7/30/21
Kansas City	Ryan Yarbrough	Devin Mann/Derlin Figueroa	8/1/23		Max Scherzer	Donovan Casey, Gerardo Carrillo	
Los Angeles-AL	Howie Kendrick	Andrew Heaney	12/10/14				
Miami	Miguel Rojas	Jacob Amaya	1/11/23				

Note: Trade involves Major League roster

*As of Jan. 1, 2025

Dodgers All-Time Record Vs. Each Major League Franchise

OPPONENT	WIN	LOSS	TIE	OPPONENT	WIN	LOSS	TIE
Giants	1,279	1,284	17	Mariners	29	16	0
Braves	1,210	1,042	22	New York Mets	28	35	2
Reds	1,206	1,163	13	Kansas City Cowboys*	27	13	0
Phillies	1,186	933	15	Rangers	23	16	0
Pirates	1,163	1,016	14	Athletics	21	24	0
Cardinals	1,084	1,109	18	White Sox	18	16	0
Cubs	1,072	1,054	14	Tigers	17	14	0
Padres	523	427	1	Blue Jays	17	10	0
Astros	397	331	0	Twins	17	8	0
Mets	362	282	1	Red Sox	14	10	0
Rockies	317	212	0	Rays	13	10	0
Expos-Nationals	301	208	0	Orioles	13	8	0
Diamondbacks	266	199	0	Royals	12	9	0
Louisville Colonels*	127	78	1	Guardians	12	9	0
Marlins	127	100	0	Yankees	11	11	0
Cleveland Spiders*	110	69	1	Columbus Solons*	11	8	2
Baltimore Orioles (1983-99)*	106	100	6	Indiana Hoosiers*	7	3	0
Brewers	100	71	0	Toledo AA Team*	4	4	2
Angels	73	75	0	Columbus Buckeyes	3	7	0
Senators*	61	39	1	Washington Statesmen	3	1	0
Philadelphia Athletics*	59	41	6	Richmond Virginians	3	2	1
Washington Nationals (1891-1899)*	45	56	4				

* - 19th century NL teams.

Stats According to Sportradar

In 2026, the world comes together—in Los Angeles.



We're proud to be the Official Bank of FIFA World Cup 2026, and proud to help Los Angeles clients reach their goals, big and small.

Raul Anaya
President, Bank of America Los Angeles

BANK OF AMERICA



**OFFICIAL BANK OF
THE FIFA WORLD CUP 26™**


Scan for details



What would you like the power to do?®

Go to **bankofamerica.com/LA** to learn more.


When you use the QRC feature certain information is collected from your mobile device for business purposes.
Bank of America, N.A. Member FDIC. Equal Opportunity Lender. © 2024 Bank of America Corporation. All rights reserved. 7228470



DODGER STADIUM



2025 Media Guide
Los Angeles Dodgers



In 2025, Dodger Stadium will mark the 64th season of operation after opening on April 10, 1962. It is the third oldest park in Major League Baseball, behind Boston's Fenway Park (1912) and Chicago's Wrigley Field (1914).

In 2022, Dodger Stadium hosted the Major League Baseball All-Star Game for the second time in its existence, following the 1980 Midsummer Classic. By all accounts, the All-Star Game, the Home Run Derby and the Futures Game were a major success for the Dodgers and the city of Los Angeles as more than 152,000 baseball fans attended the three days of events and flooded Downtown L.A.

The stadium has undergone numerous upgrades and renovations over the years, including the Centerfield Plaza, which debuted to fans in 2021. For the first time, the stadium added a front door, with almost two acres of unique food offerings, entertainment and kids areas, retail locations, sponsor activations, more social- and standing-room areas and greater access for those with special needs. In addition, it is the home for the Jackie Robinson Statue, the Sandy Koufax statue that was dedicated in 2022, "Legends of Dodger Baseball" plaques and exhibits as well as displays that pay tribute to countless moments in Dodger history. During the 2024-25 offseason, the Dodgers performed renovations to the home clubhouse to expand player facilities, adding a second batting cage, additional technology, and kitchen facilities for the players and performance staff. The new clubhouse offers players modern and welcoming spaces, with a focus on performance, health, and nutrition.

Dodger Stadium's rich history began with club president Walter O'Malley's foresight over six decades ago. During much of the 1950s, he lobbied for a new stadium to be built for his Brooklyn club, but when a deal could not be reached in 1957, the Dodgers made the unprecedented move to California. In September of that year, the city of Los Angeles agreed to give 300 acres of land to the Dodgers in exchange for the deed to Los Angeles' Wrigley Field and their commitment to construct a 50,000-seat stadium. While Dodger Stadium was being built, the Dodgers played at the Los Angeles Memorial Coliseum from 1958 through 1961, before Opening Day, April 10, 1962, when the Dodgers finally played in their new home before 52,564 fans.

The Dodgers enter their 64th season of play at Dodger Stadium (capacity: 56,000) in 2025 with a 2,919-2,069 (.585) record in 4,998 regular season games. The stadium has hosted 109 Dodger Postseason games with the club holding a 65-44 record (.596), including 27 games (19-10, .655) during 11 World Series (1963, '65, '66, '74, '77, '78, '81, '88, 2017, 2018 and 2024). Since Dodger Stadium's opening in 1962, Los Angeles has the best home winning percentage in the National League and the second best regular season home record in the Majors, behind only the Yankees' .601 (2,892-1,919).

History


- The first game in Dodger Stadium history was held on April 10, 1962. Left-hander Johnny Podres made the start against the Cincinnati Reds. Kay O'Malley, wife of Dodger President Walter O'Malley, threw out the ceremonial first pitch to catcher John Roseboro.
- Hall of Famer Willie Stargell is the only player to twice hit a ball out of Dodger Stadium (Aug. 5, 1969, and May 8, 1973). Mike Piazza is the only Dodger to clear the roof (Sept. 21, 1997).
- Of the seven Dodger World Series championships, the only title clinched on their home field was 1963 when Los Angeles swept the Yankees, capped by a 2-1 victory in Game 4.
- The 1980 All-Star Game at Dodger Stadium was won by the NL, 4-2 and the 2022 Midsummer Classic contest saw the American League best the National League, 3-2.
- The only perfect game in Dodger history was pitched by Sandy Koufax at Dodger Stadium in a 1-0 victory against the Chicago Cubs on Sept. 9, 1965.

International

- Dodger Stadium played host to the 1984 Olympic Baseball tournament, the opening ceremonies of the 1991 United States Olympic Festival and the finals of both the 2009 and 2017 World Baseball Classics.
- On March 26, the Dodgers unveiled their Japanese stone lantern from 1965 at a more prominent location on Top Deck. The lantern was presented to the Dodgers organization by Japanese sports columnist Sotaro Suzuki, who is also a member of the Japanese Baseball Hall of Fame. The eight-foot, 3,921-pound Kasuga-style stone lantern was gifted to the organization and team president Walter O'Malley by Suzuki as a thank you for inviting him and his wife, Toku, as guests to Dodger Stadium's grand opening on April 9, 1962.



Sandy Koufax celebrates recording the final out of the 1963 World Series.



Dodger Stadium played host to the NHL's Stadium Series on January 25, 2014, as the Anaheim Ducks faced the Los Angeles Kings in a regular season game.

Angeles County's busiest Vote Centers for the 2020 Presidential Election.

- Pope John Paul II celebrated a Mass at Dodger Stadium on Sept. 16, 1987. The event drew a stadium-record crowd of 63,000.
- Entertainers to perform at Dodger Stadium include: AC/DC, Beyoncé, Billy Joel, Bruno Mars, Guns N' Roses, The Rolling Stones, The Beatles, KISS, Madonna, The Bee Gees, Elton John, Simon and Garfunkel, John Legend, Luke Bryan, Michael Jackson, David Bowie, Genesis, Eric Clapton, U2, the Dave Matthews Band, Bruce Springsteen, Paul McCartney and The Three Tenors.
- The Harlem Globetrotters played an exhibition game at Dodger Stadium on Feb. 4, 1964. The basketball court was placed on the infield.
- Dodger Stadium has played host to a rugby match (2015), a soccer game (2013) and the National Hockey League's first regular-season outdoor game in California on Jan. 25, 2014, between the Los Angeles Kings and Anaheim Ducks.

Original Construction

- Elevations at "Chavez Ravine" ranged from 400 feet to 700 feet above sea level. More than eight million cubic yards of earth was moved to reshape the area.
- Dodger Stadium was designed by Emil Praeger and was the first privately financed stadium since Yankee Stadium, built by a brewery in 1923.
- The Dodgers played at the Los Angeles Coliseum from 1958-61, and groundbreaking ceremonies for the original Dodger Stadium construction were held on Sept. 17, 1959.
- There were more than 25,000 separate pieces of precast concrete used to build the original Dodger Stadium.
- The original dugout level seats at Dodger Stadium were inspired by a similar layout of dugout seats at Korakuen Stadium, where the Dodgers played during their 1956 Japan goodwill tour. Club seats have since been replaced by the Dugout Club Seats.
- Dodger Stadium was designed so that each of the nine levels of the park has entries at grade as the hillside rises around the structure. The engineers used the terrain of the site to allow access directly from each level without requiring fans to use stairs or an elevator.
- The original color scheme of Dodger Stadium, which is evident in the seats today, is a result of the study of popular colors in the 1960s, reflective of the California spirit.
- The distinctive inverted precast panels of the Top Deck and the zig-zag roof of the pavilions are unique architectural features.

Unique Events

- In November 2022, Dodger Stadium was the site for the final three North American shows played by legendary entertainer, Elton John. Nearly 150,000 music fans packed the stadium over the fall weekend.
- Dodger Stadium is part of the fabric of Los Angeles and during the COVID-19 pandemic the Dodgers opened the stadium and its parking lots in 2020 for communal benefit, including serving as a supersite where over a million tests were administered at one of the country's largest vaccination sites. Additionally, the stadium's Top Deck served as one of Los



A birds-eye view of the Dodger Stadium construction and terraced parking at Chavez Ravine.

Dodger Stadium Firsts

Game:	April 10, 1962 (Cincinnati Reds 6, Dodgers 3)
American League Game:	April 17, 1962 Los Angeles Angels vs. Kansas City (Athletics win, 5-3)
Dodger victory:	April 11, 1962 (Dodgers 6, Cincinnati 2)
Pitch:	Johnny Podres, Dodgers vs. Cincinnati, April 10, 1962
Batter:	Eddie Kasko, Cincinnati vs. Dodgers, April 10, 1962 (double)
Dodger Batter:	Maury Wills, April 10, 1962 (groundout)
Winning Pitcher:	Bob Purkey, Cincinnati, April 10, 1962
Losing Pitcher:	Johnny Podres, Dodgers, April 10, 1962
Winning Dodger Pitcher:	Sandy Koufax, Dodgers vs. Cincinnati, April 11, 1962, complete game, 6-2

Dodger Lineup

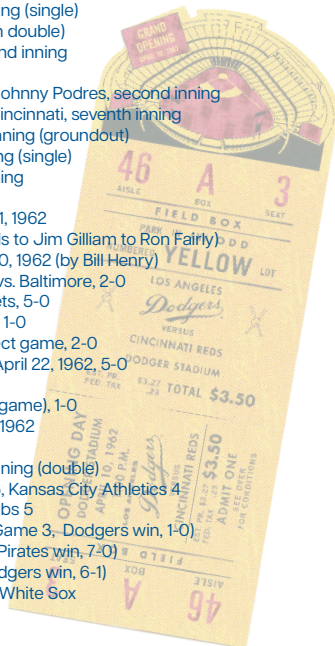
April 10, 1962 vs. Cincinnati HP umpire: (Dusty Bogges)

Maury Wills	SS
Jim Gilliam	2B
Wally Moon	LF
Duke Snider	RF
John Roseboro	C
Ron Fairly	1B
Daryl Spencer	3B
Willie Davis	CF
Johnny Podres	P



Opening Day April 10, 1962

Hit:	Eddie Kasko, Cincinnati, April 10, 1962 (double to lead off game)
First Dodger batter:	Maury Wills, April 10, 1962 (groundout)
Hit by a Dodger:	Duke Snider, April 10, 1962 vs. Cincinnati, single to lead off second inning
Double by a Dodger:	Ron Fairly, April 10, 1962 vs. Cincinnati, fourth inning
Triple:	Daryl Spencer, Dodgers vs. Cincinnati, April 10, 1962, ninth inning
Home Run:	Wally Post, Cincinnati, April 10, 1962, seventh inning, off Johnny Podres
Home Run by a Dodger:	Jim Gilliam, April 11, 1962 vs. Cincinnati, third inning off Moe Drabowsky
Home Run Out of Stadium:	Willie Stargell, Pittsburgh, Aug. 6, 1969 off Alan Foster
Grand Slam Home Run:	Brooks Robinson, Baltimore vs. Angels, May 6, 1962, off Ken McBride
Grand Slam by a Dodger:	Willie Davis, July 2, 1962 (1st gm) vs. Cincinnati, 4th inning off Jack Hamilton
Run Scored:	Eddie Kasko, Cincinnati, April 10, 1962, first inning
Run Scored by a Dodger:	Jim Gilliam, April 10, 1962 vs. Cincinnati, fourth inning
Run Batted In:	Vada Pinson, Cincinnati, April 10, 1962, first inning (single)
RBI by a Dodger:	Ron Fairly, April 10, 1962, fourth inning (two-run double)
Base on Balls:	Tommy Harper, Cincinnati, April 10, 1962, second inning
Base on Balls by a Dodger:	John Roseboro, April 10, 1962, second inning
Strikeout:	Gordy Coleman, Cincinnati, April 10, 1962, by Johnny Podres, second inning
Strikeout by a Dodger batter:	Daryl Spencer, April 10, 1962, by Bob Purkey, Cincinnati, seventh inning
Pinch Hitter:	Tim Harkness, Dodgers, April 10, 1962, eighth inning (groundout)
Pinch Hit:	Andy Carey, Dodgers, April 10, 1962, ninth inning (single)
Sacrifice bunt:	Cookie Rojas, Cincinnati, April 10, 1962, first inning
Sacrifice fly:	Gordy Coleman, Cincinnati, April 11, 1962
Stolen Base:	John Roseboro, Dodgers vs. Cincinnati, April 11, 1962
Double Play:	Dodgers, April 10, 1962, First Inning (Maury Wills to Jim Gilliam to Ron Fairly)
Hit Batsman:	John Roseboro, Dodgers vs. Cincinnati, April 10, 1962 (by Bill Henry)
No-Hitter:	Bo Belinsky, Los Angeles Angels, May 5, 1962 vs. Baltimore, 2-0
No-Hitter by a Dodger:	Sandy Koufax, June 30, 1962 vs. New York Mets, 5-0
Perfect Game:	Sandy Koufax, Sept. 9, 1965 vs. Chicago Cubs, 1-0
No-Hitter by an Opponent:	Dennis Martinez, Montreal, July 28, 1991, perfect game, 2-0
Shutout:	Jim Kaat, Minnesota vs. Los Angeles Angels, April 22, 1962, 5-0
Shutout by a Dodger:	Sandy Koufax, June 18, 1962 vs. St. Louis, 1-0
Shutout by an Opponent:	Al McBean, Pittsburgh, April 29, 1962 (second game), 1-0
Wild Pitch:	Sandy Koufax, Dodgers vs. Cincinnati, April 11, 1962
Balk:	Moe Drabowsky, Cincinnati, April 11, 1962
Hit by a Pitcher:	Johnny Podres, Dodgers, April 10, 1962, fifth inning (double)
Extra-Inning Game:	April 19, 1962, 12 innings, Los Angeles Angels 6, Kansas City Athletics 4
Extra-Inning Dodger Game:	May 1, 1962, 16 innings, Dodgers 6, Chicago Cubs 5
World Series Game:	Dodgers vs. New York Yankees, Oct. 5, 1963 (Game 3, Dodgers win, 1-0)
NLCS Game:	Dodgers vs. Pittsburgh, Oct. 8, 1974 (Game 3, Pirates win, 7-0)
Division Series Game:	Dodgers vs. Houston, Oct. 9, 1981 (Game 3, Dodgers win, 6-1)
Rainout:	April 14, 1963, Los Angeles Angels vs. Chicago White Sox
Dodger rainout:	April 21, 1967, vs. St. Louis
Doubleheader:	April 29, 1962, Dodgers swept by Pittsburgh
Exhibition game:	April 6, 1963, Dodgers vs. Los Angeles Angels
Interleague game:	June 17, 1997, Dodgers 4, Anaheim Angels 3



D	O	D	G	E	R	S	T	A	D	I	U	M
Los Angeles Dodgers Home/Road Attendance Totals												
Year	Home	Road	Totals	Year	Home	Road	Totals					
1958	1,845,556	1,160,807	3,006,363	1992	2,473,266	2,193,909	4,667,175					
1959	#2,071,045	1,294,229	3,365,274	1993	3,170,393	2,663,857	4,834,250					
1960	#2,253,887	1,380,121	3,634,008	1994	2,279,355	2,068,070	4,347,425					
1961	#1,804,250	1,249,762	3,054,012	1995	2,766,251	1,917,189	4,683,440					
1962	#2,755,184	1,593,665	4,348,849	1996	3,188,454	2,371,007	5,559,461					
1963	#2,538,602	1,834,842	4,373,444	1997	3,319,504	2,579,741	5,899,245					
1964	#2,228,751	1,562,734	3,791,485	1998	3,089,201	2,641,382	5,730,583					
1965	#2,553,577	1,918,669	4,472,246	1999	3,095,346	2,621,265	5,716,611					
1966	#2,617,029	2,141,212	4,758,241	2000	3,010,819	2,678,742	5,689,561					
1967	1,664,362	1,363,072	3,027,434	2001	3,017,502	2,665,752	5,683,254					
1968	1,581,093	2,221,463	3,802,556	2002	3,131,255	2,450,537	5,581,792					
1969	1,784,527	1,452,790	3,237,317	2003	3,138,626	2,323,141	5,461,767					
1970	1,697,142	1,337,513	3,034,655	2004	%3,488,283	2,578,981	6,067,264					
1971	2,064,594	1,612,453	3,677,047	2005	%3,603,646	2,638,150	6,241,796					
1972	1,860,858	1,440,746	3,301,604	2006	%3,758,545	2,386,375	6,144,920					
1973	#2,136,192	1,533,268	3,669,460	2007	%3,857,036	2,527,958	6,384,994					
1974	#2,632,474	1,856,296	4,488,770	2008	3,730,750	2,811,534	6,542,284					
1975	#2,539,349	1,702,150	4,241,499	2009	#3,761,651	2,717,268	6,478,919					
1976	2,386,301	1,524,059	3,910,360	2010	3,562,320	2,704,713	6,267,033					
1977	#2,955,087	1,974,298	4,929,385	2011	2,934,808	2,606,282	5,541,636					
1978	#3,347,845	2,146,359	5,494,204	2012	3,324,246	2,611,207	5,935,453					
1979	#2,860,954	2,081,745	4,942,699	2013	#3,743,527	2,863,366	6,606,893					
1980	*#3,249,287	2,062,369	*5,311,656	2014	#3,782,337	2,740,259	6,522,596					
1981	#2,381,292	1,210,884	3,592,176	2015	#3,764,815	2,796,585	6,561,400					
1982	#3,608,881	2,250,191	5,859,072	2016	#3,703,312	2,669,701	6,373,013					
1983	#3,510,313	2,237,213	5,747,526	2017	#3,765,856	2,719,921	6,485,777					
1984	#3,134,824	1,934,559	5,069,383	2018	*#3,857,500	2,680,703	6,538,203					
1985	#3,264,593	1,941,348	5,205,941	2019	#3,974,309	2,707,620	6,681,929					
1986	#3,023,208	2,076,746	5,099,954	2020	N/A	N/A	N/A					
1987	2,797,409	2,120,811	4,918,220	2021	#2,804,693	2,038,230	4,842,923					
1988	2,980,262	2,155,348	5,135,610	2022	#3,861,408	2,529,494	6,390,902					
1989	2,944,653	2,169,018	5,113,671	2023	3,837,079	2,583,335	6,420,414					
1990	#3,002,396	2,116,857	5,119,253	2024	3,941,251	2,900,251	6,841,502					
1991	#3,348,170	2,487,408	5,835,578	Coliseum (1958-61)			7,974,738					
				Dodger Stadium (1962-)			188,189,517					
				Totals			196,164,255					

% Led National League in home attendance # Led Major League Baseball in home attendance

* The 1980 and 2018 attendance totals both include a one-game playoff and the 1962 total includes two playoff games. Bold indicates all-time Dodger high. The attendance totals do not include playoff series. The 1972 season began late due to a players' strike, as the Dodgers had just 75 home games. The 1981 season was interrupted on June 12 by a players' strike, as the team had just 56 home games. The 1994 season was cut short on Aug. 12 by a players' strike. The 1995 season began late due to the 1994-95 players' strike. The Dodgers' first 33 games in 2021 were played in front of limited capacity crowd due to COVID-19 regulations.

Club-By-Club Series Attendance Records						
NL Clubs	2-Game Series	3-Game Series	4-Game Series	AL Clubs	2-Game Series	3-Game Series
Arizona	106,296 (7/2-3/19)	153,840 (9/14-16/07)	205,195 (7/31-8/3/08)	Baltimore	---	158,875 (8/27-29/2004)
Atlanta	95,783 (9/29-30/82)	156,040 (5/13-15/05)	202,997 (8/5-8/83)	Boston	---	151,064 (8/5-7/16)
Chicago	96,686 (8/11-12/97)	158,901 (8/8-10/03)	199,561 (8/20-23/09)	Chicago	98,798 (8/15-16/17)	139,146 (6/15-17/12)
Cincinnati	106,121 (5/17-18/76)	158,580 (5/27-29/77)	207,618 (8/8-11/77)	Cleveland	---	142,126 (6/30-7/12/24)
Colorado	83,434 (4/18-19/17)	160,058 (10/2-4/09)	208,169 (9/7-10/17)	Detroit	95,918 (4/8-9/14)	135,452 (5/21-23/10)
Miami	81,097 (6/7-8/93)	153,718 (7/19-21/19)	197,395 (7/10-13/08)	Houston	94,446 (7/10-11/80)	157,345 (8/3-5/18)
Milwaukee	67,457 (7/18-19/01)	156,155 (8/25-27/17)	179,224 (6/16-19/16)	Kansas City	---	152,792 (6/14-16/2024)
New York	72,160 (7/24-25/77)	151,606 (5/15-17/81)	201,969 (7/19-22/07)	LA Angels	107,456 (7/23-24/19)	168,000 (6/15-17/07)
Philadelphia	90,278 (5/6-7/77)	162,221 (8/6-8/04)	194,725 (6/27-30/13)	Minnesota	---	143,098 (7/24-26/17)
Pittsburgh	82,290 (8/1-2/62)	159,153 (6/23-25/06)	187,621 (5/29-6/1/14)	New York	105,460 (7/30-31/13)	168,000 (6/25-27/10)
San Diego	104,922 (4/13-14/76)	160,330 (4/13-15/07)	219,124 (9/15-18/06)	Oakland	101,970 (7/28-29/15)	137,935 (6/16-18/09)
San Francisco	106,429 (6/10-11/63)	168,000 (7/31-8/2/07)	218,948 (8/29-9/1/63)	Seattle	107,851 (8/30-31/97)	150,948 (6/26-28/09)
St. Louis	83,139 (6/10-11/96)	162,376 (5/21-23/99)	195,432 (6/26-29/14)	Tampa Bay	96,916 (9/17-18/19)	157,486 (8/9-11/13)
Washington	77,048 (6/18-19/01)	152,416 (4/20-22/18)	185,698 (5/9-12/19)	Texas	89,883 (6/17-18/15)	150,480 (6/11-13/2024)
				Toronto	---	153,429 (6/8-10/07)

Dodger Stadium Series Highs							
2-Game Series				4-Game Series			
1.	107,851	Mariners	Aug. 30-31, 1997	1.	219,124	Padres	Sept. 15-18, 2006
2.	107,456	Angels	July 23-24, 2019	2.	218,948	Giants	Aug. 29-Sept. 1, 1963
3.	106,429	Giants	June 10-11, 1963	3.	214,643	Giants	Sept. 3-6, 1962
4.	106,121	Reds	May 17-18, 1976	4.	208,169	Rockies	Sept. 7-10, 2017
5.	105,460	Yankees	July 30-31, 2013	5.	207,618	Reds	Aug. 8-11, 1977
3-Game Series				Big Weekends			
1.	168,000	Yankees	June 25-27, 2010	1.	168,000	Yankees	June 25-27, 2010
1.	168,000	Giants	July 31-Aug. 2, 2007	1.	168,000	Angels	June 15-17, 2007
1.	168,000	Angels	June 15-17, 2007	3.	166,904	Angels	May 19-21, 2006
4.	166,904	Angels	May 19-21, 2006	4.	165,240	Yankees	June 18-20, 2004
5.	166,607	Giants	Sept. 19-21, 2008	5.	164,685	Giants	Aug. 30-Sept. 1, 1963

Dodger Stadium Rainouts		
The Dodgers played 1,872 consecutive games at Dodger Stadium without a weather-related postponement from 2000-23, an all-time club record. The streak was technically snapped in 2023 when Major League Baseball canceled a Sunday game and played a Saturday doubleheader instead, due to Hurricane Hilary in Southern California:		
1. April 21, 1967 vs. St. Louis	8. April 15, 1978 vs. Atlanta	15. April 21, 1988 vs. San Diego
2. April 12, 1976 vs. San Diego	9. Sept. 5, 1978 vs. S.F.	16. April 11, 1999 vs. Colorado
3. Sept. 10, 1976 vs. Atlanta	10. April 11, 1982 vs. San Diego	17. April 17, 2000 vs. Houston
4. Sept. 11, 1976 vs. Atlanta	11. Aug. 18, 1983 vs. New York	18. August 19, 2023 vs. Miami
5. May 8, 1977 vs. Philadelphia	12. Sept. 24, 1986 vs. San Diego	
6. May 9, 1977 vs. Philadelphia	13. April 19, 1988 vs. San Diego	
7. Aug. 17, 1977 vs. S.F.	14. April 20, 1988 vs. San Diego	

Los Angeles Attendance Highlights

Record At The Turnstile: In 2019, the Dodgers set a single-season franchise attendance record with 3,974,309 (49,066 average) in 81 home dates, which included 28 sellouts. The attendance mark led Major League Baseball, the seventh consecutive year the Dodgers have done so, and represented the 10th largest single-season mark in Major League history (third largest in NL history). It marked the second consecutive year that the Dodgers established a single-season attendance record after drawing 3,857,500 in 82 home dates in 2018 (47,042 average).

MLB Leaders: Since moving to Los Angeles in 1958, the Dodgers have led the National League in attendance 37 times, including posting the highest attendance in the Majors in 33 of those 37 years (see previous page for individual seasons). Los Angeles has led the Majors in attendance for the last nine full seasons since 2013, including 2023.

Sellouts: The Dodgers established a club record with 37 sellouts in 1983.

Largest Single-Game Crowd: The Dodgers drew 57,097 fans on April 13, 2009 for an 11-1 Opening Day victory over the Giants, the largest regular season crowd in Dodger Stadium history and one of three times that the club has drawn more than 56,000 at Chavez Ravine (also: March 31, 2011 vs. SF, Aug. 21, 2012 vs. SF).

Largest Single-Game Postseason Crowd: During the postseason, the largest Dodger Stadium crowd is 56,800 - done three times during the 2008 NLCS vs. Philadelphia - Oct. 12, 13, 15.

Over Three Million: The Dodgers hold the Major League record for drawing more than three million fans on 35 occasions, while also topping the big leagues in number of times topping 2.5 million (50). Los Angeles surpassed 2 million fans for an MLB record 47 consecutive seasons (1973-2019).

Turnstiles: The Dodgers established a then Major League record when they drew 3,608,881 fans in 1982. The NL implemented a new attendance counting system in 1993, and the Rockies recorded the largest single-season total in Major League history with 4,483,350 fans in their first Major League season. Through the 1992 season, attendance figures in the NL were counted by the number of fans in attendance and the AL counted total tickets sold. Both leagues - currently count total tickets sold.

For The Record Book: On May 7, 1959, the Dodgers and Yankees played before an exhibition crowd of 93,103 at the Los Angeles Coliseum in honor of Roy Campanella, the highest single-game attendance mark for a Major League game.

World's Greatest: The Dodgers in 2005 were honored by the Guinness Book of World Records as having the "Highest Cumulative Attendance for a Baseball Franchise" dating back to 1901.

Top 20 NL Attendance Marks

TEAM (YEAR)	TOTAL
1. Colorado (1993)	4,483,350
2. New York (2008)	4,042,045
3. Los Angeles (2019)	3,974,309
4. Los Angeles (2024)	3,941,251
5. Colorado (1996)	3,891,014
6. Colorado (1997)	3,888,453
7. Atlanta (1993)	3,884,720
8. Los Angeles (2022)	3,861,408
9. Los Angeles (2018)	3,857,500
10. Los Angeles (2007)	3,857,036
11. New York (2007)	3,853,949
12. Los Angeles (2023)	3,837,079
13. Colorado (1998)	3,789,347
14. Los Angeles (2014)	3,782,337
15. Los Angeles (2017)	3,765,856
16. Los Angeles (2015)	3,764,815
17. Los Angeles (2009)	3,761,651
18. Los Angeles (2006)	3,758,545
19. Los Angeles (2013)	3,743,527
20. Los Angeles (2008)	3,730,750

Campo Las Palmas

The Dodgers were the first MLB club to establish a baseball academy in the Dominican Republic when they first opened the doors of Campo Las Palmas in 1987. Former Dodger President Peter O'Malley and former Dodger Scout and Vice President Ralph Avila arranged for the Dodgers to purchase land in San Antonio de Guerra on which Campo Las Palmas was constructed. The Dodgers, under ownership by Mark Walter and Guggenheim Baseball Management, expanded the campus with the purchase of a neighboring parcel and the total complex is now 70 acres.




Campo Las Palmas celebrated its 30th anniversary in 2017 with extensive improvements and an expansion of the state-of-the-art facility. In 1987, the original facility consisted of four structures, which has now grown to 10 buildings of nearly 100,000 total square feet following the 2017 expansion. The newly renovated Campo Las Palmas houses 96 players, 19 coaches and support staff, while training facilities include three and one-half fields, a covered batting cage large enough to accommodate infield practice, a mile running track, conditioning and weight room and training areas within the clubhouse. Designed to expand the campus qualities of the original complex and encourage continuing education during time in camp, new buildings at Campo Las Palmas feature four classrooms, a quiet room and a social area for players. Additional updates include the Jackie Robinson Hall which functions as a movie house that uses English-language films as part of language learning and is a place where players can spend time with their families when they visit Campo Las Palmas. A community field for little league play is near the entrance, and fruit trees and a vegetable garden near the new kitchen mark the team's commitment to nutrition.

Camelback Ranch-Glendale



Camelback Ranch-Glendale (CR-G) is in its 17th season (opened in 2009) as the Spring Training home of the Dodgers and White Sox this year. CR-G is one of the largest stadiums in the Cactus League and features unique grounds that include picturesque walking trails, a five-acre lake and an orange grove – a nod to the Dodgers' previous spring home in Vero Beach, FL, where they trained for 61 years. The CR-G campus has become home for all Dodger minor league operations throughout the year, including the franchise's teams in the



Rookie-level Arizona League, Fall Instructional League and Arizona Fall League.

The award-winning stadium offers more than 10,300 fixed seats and grass seating for 3,000-plus fans. An orange grove – a touch of Dodgertown, Southern California and Arizona – is located beyond the left-field wall of replica Dodger Stadium.

The Dodgers set a CR-G total attendance record in 2017, with 165,911 in 17 home dates. The club's record for average attendance was set in 2016, when the club hosted 155,841 fans in 15 home dates (average of 10,389).

Architect: HKS, Dallas
Groundbreaking: Nov. 5, 2007
First Game: March 1, 2009
vs CWS

Dodgertown In Vero Beach

Dodgertown in Vero Beach was the Spring Training home of the Dodgers for 61 years from 1948-2008 and home to some of the most memorable players and personalities of both Brooklyn and Los Angeles lore. The personalized street signs within the complex honored such Hall of Famers as Jackie Robinson, Sandy Koufax, Roy Campanella, Duke Snider, Pee Wee Reese, Don Drysdale, Tommy Lasorda, Walter Alston, Don Sutton, Vin Scully and Jaime Jarrin.

The Dodgers first set up camp at the invitation of a local businessman, Bud Holman, after the city needed a tenant to occupy a former World War II Naval Air Station. The club brought its minor league operations to Vero Beach in 1948, and in 1952 Dodger President Walter O'Malley and New York-based architect Emil Praeger decided to build an intimate-style stadium with unobstructed views. "Holman Stadium," named by O'Malley after Bud Holman, was officially dedicated on March 11, 1953. The camp became the most unique baseball training facility in the country, a destination for international baseball visitors. The complex also grew into six practice fields, four indoor batting and pitching tunnels, a pool, tennis court and more.

On March 17, 2008, the final Spring Training contest took place at Holman Stadium and at its conclusion, the Dodgers formed a "bat tunnel" for Hall of Famer Tommy Lasorda as he walked off the field for the final time in Vero Beach. In November 2014, Historic Dodgertown - Vero Beach was designated as a "Florida Heritage Landmark" and a Historical Marker was unveiled on the property.




Dodger Spring Training Record

YEAR	W-L-T	ATTEND. (# G)	YEAR	W-L-T	ATTEND. (# G)	YEAR	W-L-T	ATTEND. (# G)
1958	15-16-0	9,218 (3)	1982	12-12-0	59,573 (11)	2006	15-13-5	72,478 (17)
1959	12-10-0	11,022 (4)	1983	11-17-0	65,815 (13)	2007	17-16-1	76,899 (15)
1960	12-10-0	10,080 (4)	1984	13-13-0	62,739 (11)	2008	11-18-4	90,913 (14)
1961	13-15-0	—	1985	16-11-0	70,939 (13)	2009	15-22-0	131,134 (14)
1962	18-12-0	13,461 (5)	1986	12-16-1	84,428 (15)	2010	11-17-2	124,501 (14)
1963	12-15-0	18,214 (6)	1987	12-15-0	72,491 (12)	2011	14-21-1	103,114 (15)
1964	9-16-0	17,515 (6)	1988	21-11-0	72,899 (15)	2012	15-15-4	121,769 (15)
1965	17-11-0	20,507 (7)	1989	16-16-0	78,903 (14)	2013	13-20-3	133,460 (17)
1966	10-16-0	10,407 (4)	1990	8-4-0	22,640 (5)	2014	7-12-5	114,402 (12)
1967	11-16-0	16,244 (7)	1991	15-18-0	84,551 (13)	2015	16-11-8	147,066 (15)
1968	14-13-0	14,018 (5)	1992	12-18-0	85,332 (14)	2016	13-17-3	155,841 (15)
1969	12-13-0	9,531 (10)	1993	13-16-1	55,031 (12)	2017	18-17-2	165,911 (17)
1970	17-8-0	15,113 (8)	1994	15-15-0	75,987 (13)	2018	17-15-1	152,305 (15)
1971	13-9-0	17,648 (10)	1995	*21/7-*/8/5-0	47,228 (21)	2019	14-15-3	141,687 (15)
1972	10-7-0	14,437 (6)	1996	17-9-0	62,066 (13)	2020	10-7-1	95,948 (10)
1973	15-12-0	17,639 (7)	1997	13-11-1	61,991 (13)	2021	13-11-5	30,344 (14)
1974	17-7-0	20,355 (7)	1998	18-10-1	56,941 (14)	2022	5-9-4	121,340 (11)
1975	19-9-0	31,478 (9)	1999	21-9-1	65,191 (13)	2023	14-13-4	166,396 (14)
1976	10-3-0	17,458 (5)	2000	12-18-0	69,593 (16)	2024	14-7-0	191,259 (13)
1977	17-7-0	33,617 (9)	2001	18-13-2	56,398 (13)	Total	898-866-72	
1978	10-14-0	45,256 (10)	2002	12-17-4	66,318 (15)	Home attendance does not include games played at Dodger Stadium.		
1979	13-10-0	52,935 (10)	2003	15-15-1	53,699 (14)	N/A – Not available		
1980	10-7-1	39,629 (9)	2004	12-22-0	64,414 (15)	*March 2 - April 1/April 13-24		
1981	12-14-0	55,342 (12)	2005	14-14-3	62,582 (16)			

Dodger Spring Training Sites

1901	Charlotte, NC	1921	New Orleans, LA	1946	Daytona Beach, FL
1902-06	Columbia, SC	1922	Jacksonville, FL	1947	Havana, Cuba
1907-09	Jacksonville, FL	1923-32	Clearwater, FL	1948	Ciudad Trujillo, D.R.
1910-12	Hot Springs, AR	1933	Miami, FL	1948-2008	Vero Beach, FL
1913-14	Augusta, GA	1934-35	Orlando, FL	2009-present	Glendale, AZ
1915-16	Daytona Beach, FL	1936-40	Clearwater, FL		
1917-18	Hot Springs, AR	1941-42	Havana, Cuba		
1919-20	Jacksonville, FL	1943-45	Bear Mountain, NY		



PLAYER DEVELOPMENT



2025 Media Guide
Los Angeles Dodgers



Oklahoma City Comets

Triple-A Pacific Coast League

10th Season as Dodger Affiliate

2024: 79-71, 2nd Pacific Coast League East

Manager: Scott Hennessey

Hitting Coaches: Manny Burriss, Dylan Nasiatka

Pitching Coaches: David Anderson, Ryan Dennick

Bench Coach: Chris Gutierrez

Athletic Trainer: Griffin Boyte

Athletic Trainer: Josh DiLoreto

Performance Coach: Paul Fournier

Performance Coach: Jose Gutierrez

Video/Development Associate: Tyler Hollow



Tulsa Drillers

Double-A Texas League

10th Season as Dodger Affiliate

2024: 63-75, 4th Texas League North

Manager: Eric Wedge

Hitting Coach: Blake Gailen

Pitching Coaches: Durin O'Linger, Luis Vasquez

Bench Coach: Cordell Hipolito

Bullpen Catcher: Jose Capellan

Athletic Trainers: Ikuro Kato, Dylan Correa

Performance Coach: Ethan Quarles

Video/Development Associate: Kupono Decker



Great Lakes Loons

Advanced-A Midwest League

18th season as Dodger Affiliate

2024: 69-61, 3rd Midwest League East

Manager: Jair Fernandez

Hitting Coach: Kevin Lachance

Pitching Coaches: Sean Coyne, Eduardo Dominguez

Bench Coach: Joe Thon

Development Coach: Braelyn Hince

Coach/Bullpen Catcher: Ezra Lacina

Athletic Trainer: Akinori Maeda

Performance Coach: Gage Cosgrove

Video/Development Associate: Alec Schulte



Rancho Cucamonga Quakes

Single-A California League

14th Season As Dodger Affiliate

2024: 65-65, 3rd California League South

Manager: John Shoemaker

Hitting Coach: Johermyn Chavez

Pitching Coaches: Ramon Troncoso, Brandon Bailey

Bench Coach: Dunior Zerpa

Coach/Bullpen Catcher: Marco Hernandez

Athletic Trainer: Alfredo Casillas

Performance Coach: Jake Taylor

Video/Development Associate: Max DeLorme



ACL Dodgers

Rookie-level Arizona Complex League

2024: 40-20, 1st ACL West

Manager: Juan Apodaca

Hitting Coaches: Juan Diaz, Zach Reks, Danny Dorn

Pitching Coaches: Andres Urbina, Richard De Lo Santos

Bench Coach: Johan Garcia

Coach/Bullpen Catcher: Umar Male

Coach/Bullpen Catcher: KJ Hallgren

Baseball Tech Associate: Cooper Ross

Video/Development Associate: Jason Steiner

Video/Development Associate: Tyler DeJong

Performance Coach: Walter Lindo

Performance Associate: Stephany Soto

Head Athletic Trainer: Zoe Tammen

Athletic Trainers: Quinn MacDonald, Bob Barron

Assistant Athletic Trainer: Morgan Sullens

Complex Coordinator: Fumi Ishibashi



DSL Dodgers Shoemaker/Bautista

Rookie-level Dominican Summer League

2024 (Bautista): 29-26, 3rd DSL Northwest

Manager: Leury Bonilla

Manager: Sergio Mendez

Bench Coaches: Jeremy Gaines, Wladimir Chalo

Hitting Coaches: Audy Ciriaco, Andre Ruche, Victor Sosa

Asst. Defensive Coach: Yerdel Vargas

Pitching Coaches: Raidel Chacon, Roberto Giron,

Hector Rodriguez, Jesus Canizales

Asst. Pitching Coach: Jose Rodolfo

Assistant Coach: Jaffe Garcia

Infield Coach: Ryan Whithorn

Assistant Infield Coach: Yerdel Vargas

Latin America Medical Coordinator: Jorge Gonzalez

Athletic Trainer: Nathaneal Gilmore

Physiotherapists: Walter LaChapel

Performance Coaches: Rafa Sepulveda, Rafael

Figuera, George Drullard

Nutrition Coordinator: Julissa Gomez

Asst. Performance Coach: Andy Espinoza

Performance Scout: Ryan Owens

Video/Dev. Associates: Jose Ledesma, Jackson

Roah

Advisor/Captain of CLP: Antonio Bautista

Dodger Organization League Champions 1958-2024

Year	Team (League)	Manager	Year	Team (League)	Manager
1958	Macon (South Atlantic)	Danny Ozark	1989	Bakersfield (California)	Tim Johnson
	Montreal (International)	Clay Bryant		Great Falls (Pioneer)	Joe Vavra
1959	Green Bay (Three – I)	Stan Wasiak		Santo Domingo (Dominican)	Teddy Martinez
1960	Atlanta (Southern Assn)	Rube Walker	1990	Albuquerque (Pacific Coast)	Kevin Kennedy
	Reno (California)	Tom Saffell		Great Falls (Pioneer)	Joe Vavra
	Spokane (Pacific Coast)	Preston Gomez		Kissimmee (Gulf Coast)	Ivan De Jesus
1961	Great Falls (Pioneer)	Albert Ronning		Vero Beach (Florida State)	Joe Alvarez
	Reno (California)	Roy Smalley	1992	La Vega (Dominican)	Antonio Bautista
1964	Salisbury (Western Carolinas)	George Scherger	1993	La Vega (Dominican)	Antonio Bautista
1965	Albuquerque (Texas)	Roy Hartsfield	1994	Albuquerque (Pacific Coast)	Rick Dempsey
1966	Ogden (Pioneer)	Tommy Lasorda	1995	San Bernardino (California)	Ron Roenicke
	Tri-City (Northwest)	Duke Snider	1996	La Romana (Dominican)	Antonio Bautista
1967	Albuquerque (Texas)	Duke Snider		Savannah (South Atlantic)	John Shoemaker
	Ogden (Pioneer)	Tommy Lasorda		Yakima (Northwest)	Joe Vavra
1968	Ogden (Pioneer)	Tommy Lasorda	1997	La Romana (Dominican)	Jose Salado
	Tri-City (Northwest)	Don LeJohn		San Antonio (Texas)	Ron Roenicke
1969	Ogden (Pioneer)	Ray Malgradi	1999	San Bernardino (California)	Rick Burleson
	Rogue Valley (Northwest)	Bill Berrier	2000	San Bernardino (California)	Dino Ebel
1970	Albuquerque (Texas)	Del Crandall		Santo Domingo (Dominican)	Pedro Mega
	Bakersfield (California)	Don LeJohn		Yakima (Northwest)	Butch Hughes
	Spokane (Pacific Coast)	Tommy Lasorda	2001	Jacksonville* (Southern)	John Shoemaker
1972	Albuquerque (Pacific Coast)	Tommy Lasorda	2002	Great Falls (Pioneer)	Dann Bilardello
	El Paso (Texas)	Monty Basgall	2005	Jacksonville (Southern)	John Shoemaker
1977	Lethbridge (Pioneer)	Gail Henley	2011	AZL Dodgers (Arizona)	Jody Reed
	Lodi (California)	Stan Wasiak	2015	Rancho Cucamonga (California)	Bill Haselman
1978	Albuquerque (Pacific Coast)	Del Crandall	2016	Great Lakes (Midwest)	Gil Velazquez
1979	Lethbridge (Pioneer)	Gail Henley	2017	Ogden (Pioneer)	Mark Kertenian
1980	Albuquerque (Pacific Coast)	Del Crandall		DSL Dodgers 1 (DSL)	Austin Chubb
	Lethbridge (Pioneer)	Gail Henley	2018	Tulsa (Texas)	Scott Hennessey
1981	Albuquerque (Pacific Coast)	Del Crandall	2023	Rancho Cucamonga (California)	Drew Saylor
	Lodi (California)	Terry Collins		Oklahoma City (International)	Travis Barbary
1982	Albuquerque (Pacific Coast)	Del Crandall		DSL LAD Bautista	Dunior Zerpa
1983	Bradenton (Gulf Coast)	Gary LaRocque		*co-champions	
	Vero Beach (Florida State)	Stan Wasiak			
1987	Albuquerque (Pacific Coast)	Terry Collins			
	Norm Larker (1949-57)	Joe Alvarez			
1988	Great Falls (Pioneer)	Tim Johnson			
	Santo Domingo (Dominican)	Elvio Jimenez			

Dodgers' All-Time Minor League Records

Batting Records:	Tom Humber (1947, Great Falls)	Losses	97
Career	Hits..... 216	Bill Harris	
Games	1,252	Strikeouts	1,029
Norm Larker (1949-57)	Doubles..... 54	Bill Harris	
At-Bats..... 4,571	Delwyn Young (2007, Las Vegas)		
Norm Larker (1949-57)	Triples..... 26	Single Season	
Runs	740	Games	75
Norm Larker (1949-57)	Home Runs	Dan Ricabal (1997, Vero Beach)	
Hits..... 1,362	Greg Brock (1982, Albuquerque)	Games Started	34
Norm Larker (1949-57)	Phil Hiatt (2001, Las Vegas)	Ralph Mauriello (1955, Mobile)	
Doubles..... 271	RBI	Complete Games	29
Norm Larker (1949-57)	William Gabler (1951, Santa Barbara)	Bill Harris (1952, Miami)	
Triples..... 74	Slugging Percentage	Wins	26
Bert Hamric and Charlie Neal	Phil Hiatt (2001, Las Vegas)	Larence Manier (1951, Great Falls)	
Home Runs..... 208	On-Base Percentage..... 535	Losses	18
Jim Gentile (1952-59)	Ray Perry (1954, Bakersfield)	Jack Banta (1945, Montreal)	
RBI	Stolen Bases..... 120	Winning Percentage	909
Norm Larker (1949-57)	Alan Wiggins (1980, Lodi)	Geoff Zahn (1972, Albuquerque)	
Stolen Bases..... 304	Walks	Ken Howell (1988, Albuquerque)	
Wayne Kirby	Ray Perry (1954, Bakersfield)	Earned Run Average..... 142	
		John Van Cuyk (1946, Ft. Worth)	
		Innings	294.0
Single Season	Pitching Records:	Bill Harris (1952, Miami)	
Batting Average..... 436	Career	Strikeouts..... 301	
Fran Bonair (1957, Reno)	Games..... 328	Stan Williams (1955, Newport)	
Games..... 147	Jose Garcia	Saves..... 34	
Tom Paciorek (1972, Albuquerque)	Innings..... 1,837.0	Joe Jacobsen (1995, Vero Beach)	
At-Bats..... 637	Bill Harris	Shutouts..... 6	
Jasper Spears (1955, St.Paul)	Wins	Five Pitchers Tied	
Runs	162		
	Bill Harris		

Branch Rickey Minor League Player and Pitcher Of The Year

Year	Player of the Year	Pitcher of the Year
1989	Mike Huff, Albuquerque (OF)	Jim Poole, Vero Beach (LHP)
1990	Henry Rodriguez, San Antonio (OF)	Jamie McAndrew, Bakersfield/San Antonio (RHP)
1991	Eric Karros, Albuquerque (IB)	Pedro Martinez, San Antonio/Albuquerque (RHP)
1992	Mike Piazza, San Antonio/Albuquerque (C)	Todd Williams, Bakersfield/San Antonio (RHP)
1993	Billy Ashley, Albuquerque (OF)	Kip Gross, Albuquerque (RHP)
1994	Billy Ashley, Albuquerque (OF)	Greg Hansell, Albuquerque (RHP)
1995	Adam Riggs, San Bernardino (INF)	Gary Rath, San Antonio/Albuquerque (LHP)
1996	Paul Konerko, San Antonio/Albuquerque (IB)	Billy Neal, Vero Beach (RHP)
1997	Paul Konerko, Albuquerque (INF)	Dennys Reyes, San Antonio/Albuquerque (LHP)
1998	Angel Peña, San Antonio (C)	Luke Prokopec, San Bernardino/San Antonio (RHP)
1999	Chin-Feng Chen, San Bernardino (OF)	Eric Gagne, San Antonio (RHP)
2000	Joe Thurston, San Bernardino (INF)	Carlos Garcia, San Bernardino (RHP)
2001	Phil Hiatt, Las Vegas (INF)	Ricardo Rodriguez, Vero Beach (LHP)
2002	Joe Thurston, Las Vegas (INF)	Edwin Jackson, South Georgia (RHP)
2003	Franklin Gutierrez, VB/Jacksonville (OF)	Greg Miller, Vero Beach/Jacksonville (LHP)
2004	Joel Guzman, Vero Beach/Jacksonville (OF)	Chad Billingsley, Vero Beach/Jacksonville (RHP)
2005	Andy LaRoche, Vero Beach/Jacksonville (IF)	Chad Billingsley, Jacksonville (RHP)
2006	James Loney, Las Vegas (IB)	Mark Alexander, Jacksonville/Las Vegas (RHP)
2007	Chin-lung Hu, Jacksonville/Las Vegas (IF)	James McDonald, Inland Empire/Jacksonville (RHP)
2008	Ivan DeJesus, Jr., Jacksonville (IF)	James McDonald, Jacksonville/Los Angeles (RHP)
2009	Dee Gordon, Great Lakes (IF)	Scott Elbert, Chattanooga/Albuquerque/Los Angeles (LHP)
2010	Jerry Sands, Great Lakes/Chattanooga (IF/OF)	Rubby De La Rosa, Great Lakes/Chattanooga (RHP)
2011	Scott Van Slyke, Chattanooga (IF/OF)	Shawn Tolleson, Great Lakes/Rancho Cucamonga/Chattanooga (RHP)
2012	Joc Pederson, Rancho Cucamonga (OF)	John Ely, Albuquerque (RHP)
2013	Scott Schebler, Rancho Cucamonga (OF)	Zach Lee, Chattanooga (RHP)
2014	Joc Pederson, Albuquerque (OF)	Julio Urias, Rancho Cucamonga (LHP)
	Corey Seager, Rancho Cucamonga/Chattanooga (IF)	
2015	Alex Verdugo, Great Lakes/Rancho Cucamonga (OF)	Zach Lee, Oklahoma City/Los Angeles (RHP)
2016	Edwin Rios, Great Lakes/Rancho Cucamonga/Tulsa (IF)	Brock Stewart, Rancho Cucamonga/Tulsa/Oklahoma City/LA(RHP)
2017	Keibert Ruiz, Great Lakes/Rancho Cucamonga (C)	Walker Buehler, Rancho Cucamonga/ Tulsa/Oklahoma City/LA (RHP)
2018	Gavin Lux, Rancho Cucamonga/Tulsa (IF)	Tony Gonsolin, Rancho Cucamonga/Tulsa (RHP)
2019	Gavin Lux, Tulsa/Oklahoma City/Los Angeles (IF)	Josiah Gray, Great Lakes/Rancho Cucamonga/Tulsa (RHP)
2021	Miguel Vargas, Great Lakes/Tulsa (IF)	Hyun-Il Choi, Great Lakes (RHP)
2022	Diego Cartaya, Great Lakes, Rancho Cucamonga (C)	Gavin Stone, Great Lakes/Tulsa/ OKC (RHP)
2023	Michael Busch, Oklahoma City (IF)	Kyle Hurt, Tulsa/Oklahoma City (RHP)
2024	Dalton Rushing, Tulsa/Oklahoma City (C)	Jackson Ferris (LHP), Great Lakes/Tulsa

Dodger Prospects Appearing In All-Star Futures Game

1999: OF Chin-Feng Chen (World), RHP Luke Prokopec (World)	2013: OF Joc Pederson (US)
2000: OF Chin-Feng Chen (World), Randy Dorame (World)	2014: INF Corey Seager (US), LHP Julio Urias (World)
2001: RHP Ricardo Rodriguez (World)	2015: C Kyle Farmer (US), RHP Juan Gonzalez (World)
2002: IF Victor Diaz (World), RHP Ricardo Rodriguez (World)	2016: INF Willie Calhoun (US), RHP Jharel Cotton (World)
2003: OF Franklin Gutierrez (World), RHP Edwin Jackson (US)	2017: OF Alex Verdugo (World), RHP Yadier Alvarez (World)
2004: IF Joel Guzman (World), C Koyie Hill (US)	2018: C Keibert Ruiz (World), OF Yusniel Diaz (World)
2005: IF Andy LaRoche (US), C Russell Martin (World)	2019: IF Gavin Lux (US), RHP Dustin May (US)
2006: IF Joel Guzman (World), IF Chin-lung Hu (World)	2021: Michael Busch (West), Andre Jackson (West)
2007: IF: Chin-lung Hu (World)*, LHP Clayton Kershaw (US)	2022: Diego Cartaya (NL), Miguel Vargas (NL), Bobby Miller (NL)
2008: IF Ivan DeJesus Jr. (World)	2023: Dalton Rushing (NL)
2009: IF Pedro Baez (World)	2024: Thayron Lirzano (NL)
2010: IF Pedro Baez (World), IF Dee Gordon (US)	* Futures Game MVP
2011: OF Alfredo Silverio (World)	
2012: LHP Chris Reed (World)	

P L A Y E R D E V E L O P M E N T

Dodgers' First-Round Draft Selections

Year	Player	Pos	Year	Player	Pos	Year	Player	Pos
1965	John Wyatt	INF	1988	Bill Bene	RHP	2006	Clayton Kershaw	LHP
1966	Larry Hutton	RHP	1989	Kiki Jones	RHP		Bryan Morris*	RHP
1967	Don Denbow	INF		Tom Goodwin	OF		Preston Mattingly*	INF
1968	Bobby Valentine	OF		Jamie McAndrew*	RHP	2007	Chris Withrow	RHP
1969	Terry McDermott	C	1990	Ronnie Walden	LHP		James Adkins*	LHP
1970	Jim Haller	RHP	1991	None		2008	Ethan Martin	RHP
1971	Rick Rhoden	RHP	1992	Ryan Luzinski*	C	2009	Aaron Miller*	LHP
1972	John Harbin	INF		Michael Moore*	OF	2010	Zach Lee	RHP
1973	Ted Farr	C	1993	Darren Dreifort	RHP	2011	Chris Reed	LHP
1974	Rick Sutcliffe	RHP	1994	Paul Konerko	C	2012	Corey Seager	SS
1975	Mark Bradley	INF	1995	David Yocum	LHP	2013	Chris Anderson	RHP
1976	Mike Scioscia	C	1996	Damian Rolls	INF	2014	Grant Holmes	RHP
1977	Bob Welch	RHP	1997	Glenn Davis	1B	2015	Walker Buehler	RHP
1978	None		1998	Bubba Crosby	OF		Kyle Funkhouser*	RHP
1979	Steve Howe	LHP	1999	Jason Repko*	INF	2016	Gavin Lux	SS
	Steve Perry	RHP	2000	Ben Diggins	RHP	2017	Jeren Kendall	OF
1980	Ross Jones	INF	2001	None		2018	J.T. Ginn	RHP
1981	Dave Anderson	INF	2002	James Loney	1B	2019	Kody Hoeser	IF
1982	Franklin Stubbs	1B		Greg Miller*	LHP		Michael Busch*	IF
1983	Erik Sonberg	LHP	2003	Chad Billingsley	RHP	2020	Bobby Miller	RHP
1984	Dennis Livingston	RHP	2004	Scott Elbert	LHP	2021	Maddux Bruns	LHP
1985	Chris Gwynn	OF		Blake DeWitt	3B	2022	None	
1986	Mike White	OF	2004	Justin Orenduff*	RHP	2023	Kendall George	OF
1987	Dan Opperman	RHP	2005	Luke Hochevar*	RHP	2024	Kellon Lindsey	IF

* First-round supplemental pick

2024 First-Year Player Draft

Rd.	Overall	Player	School	DOB	POS	B/T	Ht	Wt
1	23	Kellon Lindsey	Hardee HS (FL)	09/21/2005	SS	R/R	6-2	175
3	98	Chase Harlan	Central Bucks HS (PA)	07/09/2006	3B	R/R	6-3	205
4	128	Jakob Wright	Cal Poly San Luis Obispo	05/30/2003	LHP	L/L	6-0	170
6	190	Brooks Auger	Mississippi State	10/20/2001	RHP	R/R	6-5	215
7	220	Elijah Hainline	Oregon State	12/20/2002	SS	R/R	5-10	181
8	250	Brendan Tunink	Newman Central HS (IL)	10/02/2005	OF	L/L	6-0	185
9	280	Kole Myers	Troy	12/28/2000	OF	L/R	6-1	195
10	310	Seamus Barrett	Loyola Marymount	12/26/2000	RHP	R/R	6-7	220
11	340	Aidan Foeller	S. Illinois	03/26/2002	RHP	R/R	6-3	220
12	370	Cody Morse	Weatherford College	04/25/2003	LHP	L/L	6-6	210
13	400	Mike Villani	Long Beach State	01/04/2003	RHP	R/R	6-2	210
14	430	Will Gagnon	Reedley College	02/03/2004	RHP	L/R	6-1	205
15	460	Erik Parker	North Gwinnett HS (GA)	05/09/2006	SS	R/R	6-3	184
16	490	Evan Shaw	Kansas	02/02/2001	LHP	L/L	6-4	205
17	520	Jackson Nicklaus	Oklahoma	09/26/2002	SS	L/R	6-0	190
18	550	Isaac Ayon	Oregon	06/14/2002	RHP	R/R	6-4	230
19	580	Chase Williams	NW Florida State College	10/23/2005	OF	S/R	5-10	170
20	610	Hunter Elliot	Ole Miss	08/27/2002	LHP	L/L	6-3	215

* Player signed (Bold)

P L A Y E R D E V E L O P M E N T

Last Name	First Name	Pos	Ht	Wt	B/T	Birthdate	Born	School	Acquired	2024 Team
Abad	Dalloui	RHP	6'0	184	R/R	5/22/2002	San Cristobal, DR	N/A	2021 IFA	Rancho Cucamonga Quakes
Acacio	Moses	INF	5'11	155	R/R	1/24/2008	Maracay, VZ	N/A	2025 IFA	Tulsa Drillers
Acosta	Agustin	OF	6'2	190	L/R	9/27/2004	Culiacan, MX	N/A	2022 IFA	DSL Dodgers
Ajoli	Allan	C	6'1	205	R/R	1/18/2005	Lugazi, UG	N/A	2024 IFA	DSL Dodgers
Alleyne	Chris	OF	5'11	190	S/R	11/13/1998	Philadelphia, PA	Maryland	2022 draft (19th)	Tulsa Drillers
Almonte	Aneudy	LHP	6'1	160	L/R	8/31/2007	Santiago, DR	N/A	2025 IFA	N/A
Apacirio	Ezequiel	C	5'9	180	R/R	2/24/2008	Cumana, VZ	N/A	2025 IFA	N/A
Aquino	Derik	RHP	6'5	180	R/R	4/18/2007	Monte Plata, DR	N/A	2025 IFA	N/A
Arvelo	Hendry	INF	6'0	160	L/R	12/3/2006	Dajabon, DR	N/A	2025 IFA	N/A
Auger	Brooks	RHP	6'5	215	R/R	10/20/2001	Monroe, LA	Mississippi State	2024 draft (6th)	ACL Dodgers
Avila	Carlos	C	5'10	180	R/R	12/4/2003	Barquisimeto, VZ	N/A	2021 IFA	Tulsa Drillers
Ayon	Isaac	RHP	6'4	230	R/R	6/14/2002	Fresno, CA	Oregon	2024 trade (BOS)	ACL Dodgers
Barrett	Seamus	RHP	6'7	220	R/R	12/26/2000	Boston, MA	Loyola Marymount	2024 draft (10th)	Rancho Cucamonga Quakes
Bartolozzi	Javier	RHP	6'4	200	R/R	4/14/2005	Ciudad Bolivar, VZ	N/A	2023 IFA	DSL Dodgers
Batista	Erick	RHP	6'0	190	R/R	3/3/2004	San Francisco de Macoris, DR	N/A	2023 IFA	DSL Dodgers
Bautista	Kevin	LHP	5'11	170	L/R	7/7/1999	San Domingo Este, DR	N/A	2021 trade (TEX)	Tulsa Drillers
Bautista	Dwilyn	OF	6'2	180	R/R	12/4/2006	San Domingo, DR	N/A	2025 IFA	N/A
Becerra	Octavio	LHP	6'4	215	L/L	2/3/2001	Tepetitlan de Morelos, MX	N/A	2019 IFA	Rancho Cucamonga Quakes
Benitez	Jorge	LHP	6'2	200	L/L	6/2/1999	San Juan, PR	Leadership Christian Academy (PR)	2025 MLB FA	Tulsa Drillers
Benua	Alvaro	RHP	6'4	200	R/R	1/11/2003	San Pedro de Macoris, DR	N/A	2022 IFA	ACL Dodgers
Biddison	Nick	INF	5'10	190	R/R	7/30/2000	Glen Allen, VA	Virginia Tech	2022 draft (4th)	Great Lakes Loons
Bolivar	Moises	INF	6'0	175	R/R	7/8/2007	Aragua, VZ	N/A	2024 trade (BOS)	DSL Dodgers
Bonilla	Peter	LHP	6'1	165	L/L	12/16/2004	Barcelona, SPN	N/A	2022 IFA	DSL Dodgers
Bote	David	INF	5'11	205	R/R	4/7/1993	Longmont, CO	Neesho County CC	2025 MLB FA	Chicago Cubs
Boyer	Logan	RHP	6'3	220	R/R	1/24/1998	Mesa, AZ	San Diego St	2019 draft (11th)	Tulsa Drillers
Brach	Aaron	INF	5'9	195	R/R	4/24/2001	El Tigrito, VZ	N/A	2025 MLB FA	Akron Rubberducks (CLE)
Brown	RHP	RHP	6'3	210	R/R	10/9/2003	Mount Clemens, MI	N/A	2023 NFA	ACL Dodgers
Bruns	Maddux	LHP	6'3	205	L/L	6/20/2002	Mobile, AL	UMS Wright Prep	2021 draft (1st)	Great Lakes Loons
Burgos	David	LHP	5'11	180	L/L	2/7/2006	Barranquilla, CO	N/A	2024 IFA	DSL Dodgers
Caba	Myles	RHP	6'1	205	L/L	8/21/2001	New York, NY	Miami	2024 draft NFA	ACL Dodgers
Cabrera	Felix	LHP	6'5	200	L/L	4/8/2002	Constanza, DR	N/A	2019 IFA	Rancho Cucamonga Quakes
Cabrera	RHP	RHP	6'1	190	R/R	9/5/1998	La Vega, DR	N/A	2021 IFA	DSL Dodgers
Cabrera	Jose	RHP	6'4	195	R/R	11/14/2004	San Pedro de Macoris, DR	N/A	2024 IFA	DSL Dodgers
Camacho	Roman	RHP	6'0	190	R/R	11/23/2004	Phoenix, AZ	N/A	2024 IFA	DSL Dodgers
Campos	Chris	RHP	5'10	170	R/R	8/13/2000	Montebello, CA	Saint Mary's	2022 draft (7th)	Tulsa Drillers
Caras	Luis	RHP	6'4	170	R/R	9/30/2004	Catia La Mar, VZ	N/A	2023 IFA	DSL Dodgers
Carlson	RHP	RHP	6'4	195	R/R	12/3/1998	Savageville HS	N/A	2025 MLB FA	Biloxi Shuckers (BOS)
Chambers	Justin	LHP	6'2	215	L/L	8/14/2005	Chandler, AZ	Basha HS	2023 (MIL)	ACL Dodgers
Chavis	Michael	INF	5'9	190	R/R	8/11/1995	Atlanta, GA	Sprayberry Senior HS (GA)	2025 MLB FA	Charlotte Knights (CWS)
Copen	Patrick	RHP	6'6	235	R/R	2/15/2002	Parkersburg, WV	Marshall	2023 draft (7th)	Great Lakes Loons
Corchio	Marco	RHP	6'2	200	R/R	5/2/2005	Cartagena, COL	N/A	2023 IFA	Rancho Cucamonga Quakes
Cole	Cressend	RHP	6'3	185	R/R	8/16/2002	Mandeville, LA	LA Monroe	2023 NFA	ACL Dodgers
Crowell	Wyatt	LHP	6'0	180	L/L	10/13/2001	Atlanta, GA	Florida St	2023 draft (4th)	Great Lakes Loons
Cruz	Angel	RHP	6'1	210	R/R	10/12/2004	San Domingo, CR	N/A	2023 IFA	DSL Dodgers
Cruz	Nicolas	RHP	5'11	165	R/R	4/23/2004	Caracas, VZ	N/A	2022 IFA	Great Lakes Loons
Cruz	Joel	RHP	6'3	185	R/R	6/16/2004	Moca, DR	N/A	2024 IFA	DSL Dodgers
Cuelo	Gio	C	6'10	180	R/R	7/24/2003	Miami, FL	Stetson	2024 draft NFA	DSL Dodgers
Day	Cam	RHP	6'2	190	R/R	7/25/2002	Ogden, UT	Utah	2023 NFA	Rancho Cucamonga Quakes
De La Cruz	Yuliangel	RHP	6'3	165	R/R	1/24/2005	San Domingo, DR	N/A	2022 IFA	DSL Dodgers
De Los Santos	Yordeliano	RHP	6'0	175	R/R	9/21/2003	San Domingo Norte, DR	N/A	2022 IFA	DSL Dodgers
De Los Santos	Weslin	RHP	6'0	155	R/R	4/27/2006	San Juan de la Maguana, DR	N/A	2024 IFA	DSL Dodgers
De Paula	Jose	OF	5'5	225	L/L	5/24/2005	New York, NY	N/A	2025 IFA	Great Lakes Loons
Dean	Justin	OF	5'8	185	R/R	12/16/1996	Mauldin, SC	Lenoir-Rhyne	2025 MLB FA	Gwinnett Braves (ATL)
Decker	Cam	INF	6'1	205	R/R	9/22/2003	Evansville, IL	Evansville North HS	2022 draft (18th)	Rancho Cucamonga Quakes
Diaz	Angel	C	5'11	180	R/R	2/4/2004	Maracay, VZ	N/A	2022 IFA	ACL Dodgers
Diaz	Wilman	INF	6'2	190	R/R	11/15/2003	Maracay, VZ	N/A	2021 IFA	Rancho Cucamonga Quakes
Diaz	Of	RHP	6'0	150	R/R	12/2/2008	La Guaira, VZ	N/A	2022 IFA	DSL Dodgers
Dominguez	Alexis	RHP	6'5	185	R/R	11/3/2005	Puerto Plata, DR	N/A	2024 IFA	DSL Dodgers
Duran	Carlos	RHP	6'8	230	R/R	7/30/2001	Nagua, DR	N/A	2018 IFA	Oklahoma City Dodgers
Elkins	Jaron	OF	6'1	195	R/R	5/11/2004	Bolivar, MO	Goodpasture Christian HS	2023 draft (8th)	ACL Dodgers
Emmett	Francisco	RHP	6'4	190	R/R	5/22/2001	Sacramento, CA	Folsom Lake CC	2021 draft (19th)	Rancho Cucamonga Quakes
Espinosa	Rafael	INF	5'11	205	R/R	3/1/2007	Acarigua, VZ	N/A	2023 IFA	DSL Dodgers
Familia	Railin	C	5'11	170	R/R	9/15/2004	San Domingo Centro, DR	N/A	2023 IFA	DSL Dodgers
Fernandez	Yeiner	C	5'9	185	R/R	9/19/2002	Barquisimeto, VZ	N/A	2019 IFA	Tulsa Drillers
Fernandez	Julian	RHP	6'6	230	R/R	12/5/1996	Boca Chica, DR	N/A	2025 MLB FA	Aguilas de Veracruz (MEX)
Ferrera	Gregg	RHP	6'5	175	R/R	3/2/2006	Puerto Cabezas, NC	N/A	2024 IFA	DSL Dodgers
Ferris	Jack	LHP	6'4	205	L/L	1/15/2004	Winston-Salem, NC	WHS trade (CHC)	2023 IFA	Tulsa Drillers
Fischer	Tim	RHP	6'3	195	R/R	9/8/2004	Wenzenbach, GER	N/A	2023 IFA	DSL Dodgers
Florian	Jeremy	RHP	6'4	185	R/R	5/4/2005	San Domingo, DR	N/A	2024 IFA	DSL Dodgers
Foeller	Aidan	RHP	6'3	220	R/R	3/26/2002	Memphis, TN	SU Carbondale	2024 draft (11th)	Tulsa Drillers
Fox	Luke	LHP	6'1	195	L/L	1/4/2002	Milwaukee, WI	Duke	2023 draft (17th)	Great Lakes Loons
Freeland	Alex	INF	6'2	200	S/R	8/24/2001	Louisville, KY	UIC	2024 draft (3rd)	Oklahoma City Dodgers
Gagnon	Will	RHP	6'1	205	L/R	2/3/2004	Fresno, CA	Reedley College	2024 draft (14th)	ACL Dodgers
Galiz	Jesus	C	6'0	190	R/R	12/19/2003	Maracaibo, VZ	N/A	2021 IFA	Great Lakes Loons
Gallegos	Giovany	RHP	6'2	205	R/R	8/14/1991	Ciudad Ojegen, MX	N/A	2025 MLB FA	St. Louis Cardinals
Gamboa	Alec	LHP	6'0	210	L/L	7/1/1997	Madera, CA	Fresno CC	2019 draft (9th)	Oklahoma City Dodgers
Garnes	RHP	RHP	6'0	180	R/R	8/30/2006	Los Mochis, MX	N/A	2025 IFA	DSL Dodgers
Garcia	Luis	RHP	6'2	240	R/R	1/30/1987	San Domingo, DR	N/A	2025 MLB FA	Los Angeles Angels
Gauthier	Austin	INF	5'11	190	R/R	5/7/1999	Cheyenne, WY	Hofstra	2021 draft NFA	Oklahoma City Dodgers
Gelof	Jake	INF	6'1	195	R/R	2/25/2002	Lewes, DE	Virginia	2023 draft (2nd)	Great Lakes Loons
George	Kendall	OF	5'10	170	L/L	10/29/2004	Humble, TX	Atascocita HS	2023 draft (1st)	Rancho Cucamonga Quakes
Gerónimo	RHP	RHP	5'11	175	R/R	10/17/2004	Azuu, DR	N/A	2022 IFA	ACL Dodgers
Gil	Jhon	C	5'9	160	R/R	12/15/2007	Maracaibo, VZ	N/A	2025 IFA	N/A
Godwin	Connor	RHP	6'4	210	R/R	3/26/2002	Elmira, NY	College of Central Florida	2022 draft NFA	ACL Dodgers
Gonzalez	Harold	INF	5'10	175	R/R	8/29/2006	Ciudad Ojeda, VZ	N/A	2023 IFA	DSL Dodgers
Gonzalez	Jorge	RHP	6'5	225	R/R	8/30/2002	Sosua, DR	N/A	2019 IFA	Rancho Cucamonga Quakes
Gonzalez	Jose	OF	6'2	180	R/R	1/29/2005	Bogota, COL	N/A	2023 IFA	DSL Dodgers
Gonzalez	Joselynn	RHP	5'9	170	R/R	4/8/2002	Santiago, DR	Citius Prep Baseball Academy	2021 draft NFA	Rancho Cucamonga Quakes
Gonzalez	Bryan	INF	5'10	160	R/R	7/15/2005	Arecibo, PR	Cosmos Beltran Baseball Academy	2023 draft (6th)	ACL Dodgers
Gonzalez	Oliver	RHP	6'4	200	R/R	10/26/2005	Panama City, PN	N/A	2024 trade (STL)	DSL Dodgers
Green	Spencer	RHP	6'4	190	R/R	10/28/2004	Richland, WA	Richland HS	2023 draft (19th)	ACL Dodgers
Guaylo	Victor	OF	6'1	180	R/R	5/8/2006	Panama City, PN	N/A	2023 IFA	DSL Dodgers
Guerrero	Eduardo	INF	6'2	165	S/R	5/9/2005	Maracaibo, VZ	N/A	2022 IFA	Rancho Cucamonga Quakes
Gutierrez	Roque	RHP	5'10	170	R/R	9/7/2002	Gusave, MEX	N/A	2020 IFA	Rancho Cucamonga Quakes
Hainline	Elijah	INF	5'10	180	R/R	12/20/2002	Spokane, WA	Oregon State	2024 draft (7th)	Rancho Cucamonga Quakes
Harian	Chase	INF	6'3	210	R/R	7/19/2006	Allentown, PA	Central Bucks HS East (PA)	2024 draft (3rd)	ACL Dodgers
Harris	Bert	LHP	5'10	190	R/R	10/1/2000	Alpharetta, GA	Georgia	2022 draft (8th)	Oklahoma City Dodgers
Herder	Jholbran	RHP	6'2	170	R/R	11/2/2004	Gustate, VZ	N/A	2022 IFA	ACL Dodgers
Hernandez	Jose	INF	6'1	175	R/R	12/31/1997	Barquisimeto, VZ	N/A	2019 IFA	ACL Dodgers
Hernandez	Juan	RHP	6'2	190	R/R	11/19/2002	Independencia Republic	N/A	2022 IFA	DSL Dodgers
Hernandez	Jose	LHP	6'3	205	L/L	12/31/1997	Puerto Plata, DR	N/A	2024 trade (PIT)	Pittsburgh Pirates
Herrera	Javier	INF	6'0	165	L/L	2/9/2005	Los Taques, VZ	N/A	2023 IFA	DSL Dodgers
Herrera	Williams	RHP	6'4	185	R/R	3/12/2004	Maracay, VZ	N/A	2022 IFA	DSL Dodgers
Heubeck	Peter	RHP	6'3	185	R/R	7/22/2002	Baltimore, MD	Gilman School	2021 draft (3rd)	Great Lakes Loons
Hobbs	Carson	RHP	6'1	205	R/R	2/27/2002	Huntsville, AL	Samford	2023 draft (11th)	Great Lakes Loons
Hoese	Kody	INF	6'3	200	R/R	7/13/1997	Merriville, IN	Tulane	2019 draft (1st)	Oklahoma City Dodgers
Hyde	OF	OF	6'0	195	L/L	1/19/2005	Chesapeake, VA	Colonial Forge HS	2023 trade (CHC)	Rancho Cucamonga Quakes
Ibarra	Joel	RHP	6'0	200	R/R	7/10/2002	Hermosillo, MX	N/A	2019 IFA	Great Lakes Loons
Izarra	Jose	INF	6'0	175	R/R	3/7/2002	Maracaibo, VZ	Florida Southwestern State	2022 draft (14th)	Tulsa Drillers
Jacques	Joe	LHP	6'4	210	L/L	3/11/1995	Shrewsbury, NJ	Manhattan	2025 MLB FA	Reno Aces (ARI)
Jang	Hyun-Seok	RHP	6'2	190	R/R	3/14/2004	Changwon, SK	N/A	2024 IFA	Rancho Cucamonga Quakes
Jarvis	RHP	RHP	6'2	165	R/R	2/20/2000	Concord, NC	Lake Norman HS (NC)	2025 MLB FA	Syracuse Mets (NYY)
Jerez	Anderson	RHP	5'10	185	R/R	7/19/2004	San Domingo, DR	N/A	2023 IFA	DSL Dodgers
Jimenez	Jhonny	RHP	6'4	190	R/R	11/9/2003	Bonao, DR	N/A	2021 IFA	ACL Dodgers
Karros	Jared	RHP	6'7	195	R/R	11/16/2000	Manhattan Beach, CA	UCLA	2022 draft (16th)	Tulsa Drillers
Keith	Damon	OF	6'2	210	R/R	5/28/2000	Oceanside, CA	Cat Baptist	2021 draft (18th)	Tulsa Drillers

PLAYER DEVELOPMENT

Last Name	First Name	Pos	Ht	Wt	B/T	Birthdate	Born	School	Acquired	2024 team
Kiest	Tanner	RHP	6'3	200	R/R	9/16/1994	Yucaipa, CA	Chaffey College	2025 MLB FA	Richmond Flying Squirrels (SF)
Knowles	Antonio	RHP	6'0	195	R/R	1/15/2000	Key West, FL	Florida Southwestern State	2021 draft (13th)	Tulsa Drillers
Ko	Ching-Hsien	OF	6'3	215	L/R	8/11/2006	Taipei, TW	N/A	2024 IFA	DSL Dodgers
Kopp	Ronan	LHP	6'8	235	L/R	7/29/2002	Baldwin Park, CA	South Mountain CC	2021 draft (12th)	Tulsa Drillers
Lara	Bryan	RHP	6'2	200	R/R	5/15/2008	Salamanca, MX	N/A	2025 IFA	N/A
Lasso	Roger	OF	6'0	195	R/R	2/27/2004	Panama City, PAN	N/A	2021 IFA	ACL Dodgers
Loya	Yojsackon	INF	5'9	155	R/R	11/21/2008	La Guaira, VZ	N/A	2024 IFA	DSL Dodgers
Leon	Edgar	RHP	6'3	170	R/R	12/23/2004	La Guaira, VZ	N/A	2022 IFA	DSL Dodgers
Liborioso	Jesucua	RHP	6'1	190	R/R	5/28/2005	Valencia, VZ	N/A	2023 IFA	DSL Dodgers
Linan	Sean	RHP	6'0	180	R/R	11/7/2004	Cartagena, COL	N/A	2022 IFA	Rancho Cucamonga Quakes
Lindsey	Kellion	INF	6'2	175	R/R	9/21/2005	Sebring, FL	Hardree HS (FL)	2024 draft (1st)	ACL Dodgers
Little	Griffin	RHP	6'4	220	R/R	10/19/1998	Louisville, KY	Stanford	2019 draft (5th)	Oklahoma City Dodgers
Lockwood-Powell	Griffin	C	6'1	210	R/R	4/15/1997	Sioux Falls, SD	Central Michigan	2021 draft NDFA	Tulsa Drillers
Lopez	Jose	RHP	6'0	190	R/R	11/13/2005	Maracay, VZ	N/A	2024 IFA	DSL Dodgers
Lorenzo	Abel	C	6'0	160	L/R	8/14/2005	Bani, DR	N/A	2023 IFA	DSL Dodgers
Luna	Jesus	RHP	6'5	230	R/R	18/10/2000	Torreon, MX	N/A	2018 IFA	Great Lakes Loons
Luna	Angel	INF	6'0	170	R/R	6/9/2008	Monterito, CO	N/A	2025 IFA	N/A
Luna	Andres	RHP	6'0	160	R/R	10/12/2007	San Jose de Ahome, MX	N/A	2025 IFA	N/A
Macero	Juan	INF	5'9	165	R/R	11/27/2007	Caracas, VZ	N/A	2025 IFA	N/A
Makarewicz	Alex	RHP	6'0	180	R/R	1/7/2002	Santa Monica, CA	Northwestern St	2023 draft (13th)	Rancho Cucamonga Quakes
Mariano	Reyl	INF	5'7	140	S/R	11/7/2006	Santo Domingo, DR	N/A	2024 IFA	DSL Dodgers
Martin	Peyton	RHP	6'0	190	R/R	5/19/2004	Clemmons, NC	West Forsyth HS	2022 draft (17th)	Great Lakes Loons
Martinus	Maraschewski	INF	6'3	160	R/R	2/3/2005	Willemstad, CUR	N/A	2022 IFA	ACL Dodgers
Maynard	Will	RHP	6'3	190	R/R	6/19/2003	Panama City Beach, FL	Seminole St	2023 NDFA	ACL Dodgers
McLain	Sean	INF	5'11	170	R/R	3/22/2001	Costa Mesa, CA	Arizona State	2022 draft (5th)	Great Lakes Loons
Meador	Jacob	RHP	6'0	185	R/R	10/26/2000	Burlington, TX	Dallas Baptist	2022 draft (16th)	Tulsa Drillers
Medina	Yonathan	OF	6'4	210	R/R	1/25/2005	Maracaibo, VZ	N/A	2022 IFA	DSL Dodgers
Medina	Elias	INF	5'10	175	R/R	1/19/2005	Bani, DR	N/A	2024 IFA	DSL Dodgers
Meneses	Gustavo	RHP	6'2	200	R/R	8/24/2005	Cumana, VZ	N/A	2023 IFA	DSL Dodgers
Meza	Jose	OF	6'1	180	R/R	4/22/2003	Barquisimeto, VZ	N/A	2019 IFA	Rancho Cucamonga Quakes
Mielcarek	Daniel	INF	6'3	185	S/R	12/19/2005	El Limon, DR	N/A	2023 IFA	DSL Dodgers
Miller	Nick	INF	5'11	190	R/R	11/11/2006	Fredonia, AZ	Ozaukee HS (WI)	2024 trade (MIN)	N/A
Mongelli	Sam	INF	6'2	195	R/R	3/6/2001	Newburgh, NY	Sacred Heart	2023 draft (10th)	Great Lakes Loons
Montero	Ricardo	RHP	6'8	250	R/R	2/17/2004	San Cristobal, DR	N/A	2022 IFA	ACL Dodgers
Morales	Accimias	RHP	6'4	225	R/R	9/13/2004	Maracay, VZ	N/A	2022 IFA	ACL Dodgers
Morales	Emil	INF	6'3	200	R/R	9/22/2008	Las Palmas, ESP	N/A	2024 IFA	DSL Dodgers
Morel	Chp	LHP	6'2	160	L/L	9/12/2003	Cotuit, DR	N/A	2022 IFA	DSL Dodgers
Morse	Cody	LHP	6'6	210	L/L	4/25/2003	Houston, TX	Weatherford College	2024 draft (12th)	ACL Dodgers
Mujica	Roiger	RHP	6'2	175	R/R	7/24/2005	San Felipe, VZ	N/A	2022 IFA	DSL Dodgers
Muniz	Christian	RHP	6'0	170	R/R	8/16/2006	Chihuahua, MX	N/A	2022 IFA	DSL Dodgers
Munoz	Samuel	INF	6'3	190	L/R	9/22/2004	Chihuahua, MX	N/A	2024 IFA	Rancho Cucamonga Quakes
Nayers	Chris	OF	6'1	185	R/R	12/23/2000	Lafayette, LA	Troy	2022 draft (9th)	ACL Dodgers
Neack	Brandon	RHP	6'1	190	R/L	10/19/1999	Mount Kisco, NY	Virginia	2022 draft (9th)	Great Lakes Loons
Nevin	Kyle	INF	6'4	200	R/R	8/22/2001	Baylor	N/A	2022 draft (11th)	Great Lakes Loons
Newell	Chris	OF	6'3	200	L/R	4/23/2001	Newtown Square, PA	N/A	2022 draft (13th)	Tulsa Drillers
Nicklaus	Jackson	INF	6'0	190	L/R	9/26/2002	Wichita, KS	Oklahoma	2022 draft (17th)	ACL Dodgers
Nichols	Chris	RHP	6'0	200	R/R	12/23/1994	Altamonte Springs, FL	Cleaton	2024 MIFA	Oklahoma City Dodgers
Oliveria	Christian	RHP	6'4	205	R/R	4/8/2006	Cambridge, MA	Governor's Academy (MA)	2024 draft NDFA	ACL Dodgers
Omosako	Kinn	RHP	6'3	200	R/R	6/24/2004	Sao Paulo, BRA	N/A	2021 IFA	ACL Dodgers
Orellana	Emry	OF	6'0	185	R/R	3/3/2007	Quibor, VZ	N/A	2024 IFA	DSL Dodgers
Otega	Raynerd	INF	6'2	155	R/R	7/8/2005	San Felix, VZ	N/A	2022 IFA	ACL Dodgers
Ortiz	Robinson	LHP	6'1	210	L/L	14/1/2000	Peravia, DR	N/A	2017 IFA	Rancho Cucamonga Quakes
Osoorio	Oswaldo	INF	6'1	165	L/R	4/12/2005	San Felipe, VZ	N/A	2022 IFA	Rancho Cucamonga Quakes
Pacheco	Ivan	R/R	5'11	150	R/R	10/21/2006	Cuauhtemoc, MX	N/A	2025 IFA	N/A
Padilla	Leider	OF	6'0	180	R/R	11/25/2008	Caracas, VZ	N/A	2024 IFA	DSL Dodgers
Pagan	Ezequiel	OF	5'9	165	L/R	7/8/2000	Guyanilla, PR	Pre Baseball HS & Academy (PR)	2025 MLB FA	Knoxville Smokies (CHC)
Paredes	Angel	OF	6'3	170	R/R	11/11/2006	San Pedro de Macoris, DR	N/A	2024 IFA	DSL Dodgers
Patric	Sterling	LHP	6'1	155	L/L	6/9/2005	Baldwin Park, CA	South Hills HS	2023 draft (18th)	Rancho Cucamonga Quakes
Peguero	Rafy	OF	6'0	190	R/R	9/26/2006	Newark, NJ	N/A	2024 IFA	DSL Dodgers
Pena	Heudy	INF	6'0	160	L/R	3/9/2007	San Cristobal, DR	N/A	2022 IFA	DSL Dodgers
Perez	Nico	INF	6'0	175	R/R	9/20/2004	Mayaguez, PR	B You Academy	2022 draft (15th)	ACL Dodgers
Perez	Avael	RHP	6'4	160	R/R	8/13/2005	Santo Domingo, DR	N/A	2025 IFA	N/A
Quezada	Yunior	INF	6'1	160	L/R	10/31/2005	Santo Domingo, DR	N/A	2024 IFA	DSL Dodgers
Quintero	Eduardo	OF	6'0	175	R/R	9/16/2005	Districto Paz Castillo, VZ	N/A	2023 IFA	Rancho Cucamonga Quakes
Quiroz	Nelson	C	5'11	200	S/R	11/5/2001	Navajoe, MX	N/A	2019 IFA	Great Lakes Loons
Rada	Luis	RHP	6'3	190	R/R	9/8/2005	Higuerote, VZ	N/A	2024 IFA	DSL Dodgers
Ramirez	Kalvin	RHP	6'4	180	R/R	10/10/2001	Cumana, VZ	N/A	2021 IFA	Great Lakes Loons
Ramirez	Michael	LHP	6'0	160	L/L	4/21/2005	La Guaira, VZ	N/A	2024 IFA	DSL Dodgers
Ramirez	Carlos	RHP	6'2	215	R/R	7/18/2008	Barinas, VZ	N/A	2025 IFA	N/A
Ramos	Jose	OF	6'2	205	R/R	1/1/2001	Chapaca, PAN	N/A	2018 IFA	Tulsa Drillers
Rangel	Moises	C	5'10	190	R/R	5/23/2008	Maracaibo, VZ	N/A	2025 IFA	N/A
Reinosa	Linor	RHP	6'1	185	R/R	8/27/1999	Petersburg, NJ	Tennessee Wesleyan	2022 draft NDFA	Great Lakes Loons
Reyes	Alexis	RHP	6'3	190	R/R	3/5/2007	Barquisimeto, VZ	N/A	2025 IFA	N/A
Rhodes	John	OF	6'0	200	R/R	8/15/2000	Soddy Daisy, TN	Kentucky	2024 R5 draft (BAL)	Bowie Baysox (BAL)
Ridings	Stephen	RHP	6'8	220	R/R	8/14/1995	Huntington, NY	Haverford	2025 MLB FA	High Point Rockers (Att. League)
Rivas	Jose	C	5'11	170	R/R	3/27/2008	Barcelona, VZ	N/A	2025 IFA	N/A
Rodriguez	Victor	RHP	6'3	200	R/R	12/15/2000	Maracay, VZ	N/A	2022 IFA	Rancho Cucamonga Quakes
Rodriguez	Frank	C	6'1	200	R/R	9/28/2001	Santiago de los Caballeros, DR	N/A	2019 IFA	Oklahoma City Dodgers
Rodriguez	Jose	RHP	6'6	210	R/R	7/18/2001	Oaxaca de Juarez, MX	N/A	2019 IFA	Great Lakes Loons
Rojas	Carlos	C	5'10	180	R/R	7/25/2002	Barquisimeto, VZ	N/A	2019 IFA	Rancho Cucamonga Quakes
Rojas	Eduardo	C	5'11	165	S/R	2/14/2007	Guanajuato, VZ	N/A	2024 IFA	DSL Dodgers
Roman	Ricardo	RHP	5'10	175	R/R	8/10/2006	Guanajuato, VZ	N/A	2025 IFA	N/A
Romero	Christian	RHP	6'2	215	R/R	12/11/2002	Hermosillo, MX	N/A	2021 IFA	Tulsa Drillers
Romero	Luciano	RHP	6'1	180	R/R	1/8/2005	Puerto La Cruz, VZ	N/A	2022 IFA	DSL Dodgers
Romero	Shai	RHP	6'5	235	R/R	8/22/2007	Santo Domingo, DR	N/A	2025 IFA	N/A
Rosa	Euri	C	5'10	165	R/R	7/4/2007	Bajos de Haina, DR	N/A	2024 IFA	DSL Dodgers
Rosario	Jermy	RHP	6'3	195	R/R	5/8/2002	Peravia, DR	N/A	2018 IFA	Tulsa Drillers
Rosario	Eddie	OF	6'1	180	L/R	9/28/2001	Guanajuato, PR	Rafael Lopez Landron HS (PR)	2025 MLB FA	Atlanta Braves
Ruebeck	Christian	RHP	6'0	185	R/R	9/3/2000	Denison, TX	Kansas State	2022 draft NDFA	Great Lakes Loons
Ruen	Noah	RHP	6'4	195	R/R	3/21/2003	Houston, TX	Tyler JC	2022 draft (12th)	Rancho Cucamonga Quakes
Rushing	Dallon	C	6'1	220	L/R	2/21/2001	Memphis, TN	Louisville	2023 draft (1st)	Oklahoma City Dodgers
Salazar	Willams	LHP	6'2	175	L/L	2/15/2005	Chapala, VZ	N/A	2024 IFA	DSL Dodgers
Sanchez	Edwin	OF	6'3	180	R/R	8/2/2004	Santo Domingo Centro, DR	N/A	2021 IFA	DSL Dodgers
Sanchez	Samuel	RHP	5'11	150	R/R	10/21/2005	El Tocuyo, VZ	N/A	2023 IFA	Rancho Cucamonga Quakes
Sanchez	Cesar	RHP	6'3	190	R/R	6/16/2006	Hato Mayor, DR	N/A	2025 IFA	N/A
Santillan	Pedro	RHP	6'3	215	R/R	7/17/2001	Chihuahua, MX	N/A	2021 IFA	Rancho Cucamonga Quakes
Sauer	Matt	RHP	6'4	230	R/R	12/1/1999	Santa Maria, CA	N/A	2025 MLB FA	Kansas City Royals
Savillon	Samuel	RHP	6'6	230	R/R	11/28/2006	Bonao, DR	Enrico Righetti HS (CA)	2025 IFA	N/A
Shaw	Evan	LHP	6'4	205	L/L	2/2/2001	Fridley, MN	Kansas	2024 draft (16th)	Rancho Cucamonga Quakes
Shelton	Easton	INF	6'5	225	R/R	9/17/2005	Escondido, CA	Bishop Gorman HS	2023 NDFA	ACL Dodgers
Simarra	Yorlly	RHP	6'1	165	R/R	12/10/1999	Cartagena, COL	N/A	2022 IFA	DSL Dodgers
Simmons	Joseph Deng	RHP	6'0	180	R/R	8/5/2007	Harlingen, TX	Tattnall Square Academy (GA)	2025 MLB FA	Reading Phillies (PHI)
Sirota	Mike	OF	6'3	190	R/R	6/16/2003	Minneapolis, MN	Northwestern	2025 trade (CIN)	N/A
Smith	Brady	RHP	6'2	170	R/R	1/27/2005	Knoxville, TN	Granger HS	2023 draft (3rd)	ACL Dodgers
Suarez	Christian	LHP	5'11	195	L/L	11/25/2000	Maracay, VZ	N/A	2018 IFA	Tulsa Drillers
Sublette	Ryan	RHP	6'2	200	R/R	10/1/1998	Chicago, IL	Texas Tech	2021 draft (7th)	Tulsa Drillers
Swan	Eric	RHP	6'7	220	R/R	8/1/2000	Merietta, CA	Madison Tennessee St	2023 draft (4th)	Rancho Cucamonga Quakes
Tabelling	Logan	RHP	5'11	200	L/R	8/21/2001	Tuscola, IL	Illinois	2024 draft NDFA	ACL Dodgers
Tello	Angel	RHP	6'4	170	R/R	1/26/2004	Chitre, PAN	N/A	2021 IFA	DSL Dodgers
Theran	Jhosman	OF	6'2	200	R/R	10/3/2007	Cartagena, CO	N/A	2025 IFA	N/A
Thompson	Jordan	INF	6'1	180	R/R	1/9/2002	San Diego, CA	LSU	2023 draft (15th)	Great Lakes Loons
Thor	Joseph	RHP	6'8	185	R/R	8/5/2007	Juba, SSD	N/A	2025 IFA	N/A
Tillero	Jesus	RHP	6'0	190	R/R	5/2/2006	Coro, VZ	N/A	2023 IFA	ACL Dodgers
Torres	Adrian	RHP	6'3	180	L/L	1/23/2008	San Miguelito, PN	N/A	2025 IFA	N/A
Torrez	Jose	C	6'1	195	R/R	10/5/2004	Sebaco, NIC	N/A	2023 IFA	DSL Dodgers
Tover	Luis	INF	5'11	210	R/R	10/6/2007	Puerto La Cruz, VZ	N/A	2025 IFA	N/A
Umar	Brendan	OF	6'0	190	L/R	10/2/2000	Rockford, IL	Rockford HS (IL)	2024 draft (8th)	ACL Dodgers
Urena	Antoni	INF	6'1	160	S/R	11/30/2006	Santiago, DR	N/A	2025 IFA	N/A

PLAYER DEVELOPMENT

Last Name	First Name	Pos	Ht	Wt	B/T	Birthdate	Born	School	Acquired	2024 team
Vargas	Joendry	INF	6'4	175	R/R	11/8/2005	Monte Plata, DR	N/A	2023 IFA	ACL Dodgers
Vasquez	Jose	RHP	6'4	200	R/R	12/12/2004	Santo Domingo, DR	N/A	2025 trade (MIN)	DSL Twins
Ventura	Robinson	RHP	6'1	170	R/R	6/28/2006	Punto Fijo, VZ	N/A	2023 IFA	DSL Dodgers
Vetrano	Joe	1B	6'4	230	L/L	5/10/2002	Bronx, NY	Boston College	2023 draft (5th)	Rancho Cucamonga Quakes
Vilchez	Michael	RHP	6'1	190	R/R	6/3/2004	Willemstad, CUR	N/A	2021 IFA	ACL Dodgers
Villani	Mike	RHP	6'2	210	R/R	1/4/2003	La Jolla, CA	Long Beach State	2024 draft (13th)	ACL Dodgers
Villegas	Jose	RHP	6'7	260	R/R	11/8/2006	Caracas, VZ	N/A	2025 IFA	N/A
Vogel	Jake	OF	5'11	185	R/R	10/12/2001	Newport Beach, CA	Huntington Beach HS	2020 draft (3rd)	Great Lakes Loons
Wagner	Logan	INF	6'1	200	S/R	3/9/2004	Aurora, IL	P27 Academy	2022 draft (6th)	Rancho Cucamonga Quakes
Wallace	Callum	RHP	6'3	185	R/R	4/6/2004	Brisbane, AUS	N/A	2022 IFA	Rancho Cucamonga Quakes
Ward	Ryan	OF	5'10	190	L/R	2/23/1998	Worcester, MA	Bryant	2019 draft (8th)	Oklahoma City Dodgers
Wepf	Lucas	RHP	6'5	200	L/R	12/23/1999	Toronto, CAN	Louisiana Lafayette	2022 draft NDFA	Tulsa Drillers
Wright	Jakob	LHP	6'0	170	L/L	5/30/2003	Baldwin Park, CA	Cal Poly San Luis Obispo	2024 draft (4th)	ACL Dodgers
Yean	Reynaldo	RHP	6'4	200	R/R	1/4/2004	Sabana Grande de Boya, DR	N/A	2021 IFA	Rancho Cucamonga Quakes
Young	Taylor	INF	5'9	170	R/R	8/6/1998	West Monroe, LA	Louisiana Tech	2022 draft (8th)	Tulsa Drillers
Zazueta	Christian	RHP	6'3	180	R/R	10/7/2004	Sonora, MX	N/A	2024 trade (NYY)	Rancho Cucamonga Quakes

Player Development

Front Office

Vice President, Player Development: Will Rhymes

Director, Player Development: Matt McGrath

Assistant Director, Player Development: Andrea La Pointe

Assistant Director, Methodology: Chase Aldridge

Manager, Baseball Technology Integration: James Weillbrenner

Manager, Minor League Administration: Juliana Ortega

Manager, Arizona Operations: Matt Peabody

Manager, Minor League Equipment and Major League Visiting Clubhouse: Troy Timney

Sr. Manager, Minor League Education and Learning: Cathy Lara

Assistant Manager, Minor League Clubhouse: Steve Moravecsek

Assistant Manager, Minor League Clubhouse: Jarrett Wolfe

Arizona IT Technical Assistant: Michelle De Leon Sapon

Player Care Coordinator: Carli Todd

Campo Las Palmas

Senior Manager, Campo Las Palmas: Jesus Negrette

Manager, Campo Las Palmas: Marian Vasquez

Operations Coordinator: Jose Vargas

CLP Education and Projects Assistant: Jayza Rosario

Manager, CLP Clubhouse Operations: Julio Martinez

Assistants, CLP Clubhouse Operations: Henry Alcantara, Santiago Javier

Assistant, Operations: Duany Gomez Jr.

Video

Coordinator, Baseball Operations Video: Charles Wagner

Assistant, Baseball Operations Video: Cole Finnegan

Roving Staff

Director, Pitching: Rob Hill

Field Coordinator: Austin Chubb

Pitching Coordinator: Don Alexander

Latin America Pitching Coordinator: Luis Meza

Coordinator, Strategy and Communication: Travis Barbary

Latin America Field Coordinator: Keyter Collado

Hitting Coordinator: Brett Pill

Latin America Hitting Coordinator: Carlos Asuaje

Infield Coordinator: Elian Herrera

Outfield and Base Running Coordinators: Jeff Salazar, Daniel Nava

Catching Coordinators: Rocky Gale, Craig Driver

Coordinator, Pitching Performance: Ian Walsh

Coordinator, Pitching Analytics: Brent Minta

Pitching Development Assistant: Juan Rodriguez

Game Planning Analyst, Pro Scout: Patrick O'Shea

Rehab Coordinator: Robbie Erlin

Special Assistant, Player Development: Chris Archer

Special Assistant, Player Development: Nelson Cruz

Special Assistant, Player Development: Charlie Hough

Special Assistant, Player Development: Tyson Ross

Special Assistant, Player Development: Joel Peralta

Special Assistant, Player Development: Placido Polanco

Special Assistant, Player Development: Rick Honeycutt

Special Assistant, Player Development: Ron Roenicke

Special Assistant, Player Development: Jose Vizcaino

Special Assistant, Player Development: Jamey Wright

Assistant to Intl. Scouting/Player Development: Mike Tosar

Performance

Director, MiLB Player Performance: Brian Stoneberg

Coordinator, Minor League Performance: Dan Byrne

Player Development

Medical

Director, Player Health: Ron Porterfield

Assistant Coordinator, Minor League Medical: Jimmy Southard

Physical Therapists: Lindsay Kirlin, Jozef Palasiewicz

Video

Manager, Baseball Operations Video: Charles Wagner

Assistant Coordinator, Baseball Operations Video: Cole Finnegan

Strong Mind

Director, Strong Mind Cultural Initiatives: Leo Ruiz

Strong Mind Coordinator: AJ LaLonde

Strong Mind Coach: Marilyn G. Dimas

Performance Science

Senior Director, Performance Science: Megan Schroeder

Director, Performance Innovation Lab: David Hill

Director, Integrative Baseball Performance: Emilee Fragapane

Manager, Performance Science: Tyler Duncan

Staff Research Scientist: Will Vandenberg

Applied Research Scientist: Erica Castro

Junior Analyst: Caitlin Trombatore

Scouting Department

VP, Player Personnel: Galen Carr

VP, Amateur/International Scouting: David Finley

VP, Director, Amateur Scouting: Billy Gasparino

Director, Amateur Scouting: Zach Fitzpatrick

Assistant Director, Pro Scouting: Luke Geoghegan

Senior Director, Pro Scouting and Baseball Development: Jeff McAvoy

Special Assistant, Scouting: Tom Allison

Special Assignment Scouts: Vance Lovelace, Matt Smith

Manager, Amateur Scouting: Jalen Phillips

Special Advisor: Paul Cogan

Athleticism Development Coordinator: Tyler Norton

Global Crosschecker: John Green

National Crosscheckers: Brian Stephenson, Rob St. Julien

National Pitching Crosschecker: Jack Cressend

Regional Crosscheckers: Jon Adkins, Brian Compton, Stephen Head, Brian Kraft, Alan Matthews

Area Scouts:

Tim Adkins

Garrett Ball

Clint Bowers

Kelvin Colon

Logan Crook

Tom Kunis

Marty Lamb

Benny Latino

Brent Mayne

Paul Murphy

Tom Myers

David Pearson

John Pyle

Jonah Rosenthal

Wes Sargent

Mitch Schulewitz

Jeffrey Stevens

Junior Area Scouts: Creighton Rudolph

Part-Time Scout: Luis Faccio

Scouting Department

International Department**VP, International Scouting:** Ismael Cruz**Director, Pacific Rim:** Jon Deeble**Director, International Athleticism:** Chris Dunaway**Assistant Director, International Scouting:** Javier Camps**Supervisor, Dominican Republic:** Manelik Pimentel**Supervisor, Venezuela:** Andres Simancas**Coordinator, Dominican Republic:** Jonas Lantigua**Coordinator, Venezuela:** Wilmer Pereira**Performance Scout:** Ryan Owens**Video & Analytics Coordinator:** Fernando Rivera**Crosscheckers:****International Crosschecker:** Miguel Benitez**International Crosschecker:** Franco Frias**Latin American Crosschecker:** Jose Briceño**Latin American Crosschecker:** Richard Jimenez**Central American Crosschecker:** Carlos Gonzalez**Crosschecker, Dominican Republic:** Dawlyn Lantigua**Scouts:****Dominican Republic:** Franyelyn Diaz**Dominican Republic:** Luis Esteban**Dominican Republic:** Emmanuel Rosa**Dominican Republic:** Domingo Toribio**Venezuela:** Cristian Guzman**Venezuela:** Rafael Arcila**Venezuela:** Camilo Urdaneta**Venezuela:** Oswaldo Villalobos**Mexico:** Juvenal Soto**Curacao, Aruba:** Rolando Chirino**Europe:** Nestor Perez**South Korea:** Yoon Tae 'Dean' Kim**Taiwan:** San-Tai 'Allen' Lin**Professional Scouts:**

Peter Bergeron

Paul Brazon

Greg Golson

Scott Groot

Carlos Jose Lugo

Stephen Lyons

Jason Lynn

Tydus Meadows

Jack Murphy

Michael O'Dwyer

Sam Ray

Tim Schmidt

Toru Suigura

Lee Tackett

Jon Weil

Advisor, Pacific Rim: Yogo Suzuki**International Development Coach:**

Jackson Canelon

Sergio Escalona

Alejandro Bautista

Video Associate:

Jean Peter Montero



THIS BUD'S FOR YOU

THE OFFICIAL BEER SPONSOR
OF THE DODGERS™



ENJOY RESPONSIBLY

© 2025 Anheuser-Busch, Budweiser® Lager Beer, St. Louis, MO, U.S.A.
Major League Baseball trademarks and copyrights are used with permission of Major League Baseball. Visit MLB.com.



HISTORY & RECORDS



2025 Media Guide
Los Angeles Dodgers

Brooklyn/Los Angeles Dodgers NL Record (1890-2024)

Year	Pos.	W-L	GB	Manager	Pennant Winner	Year	Pos.	W-L	GB	Manager	Pennant Winner
1890	1	86-43	+6.5	William McGunnigle	Brooklyn	1964	6t	80-82	13	Walter Alston	St. Louis (WC)
1891	6	61-76	25.5	John Montgomery Ward	Boston	1965	1	97-65	+2	Walter Alston	Los Angeles (WC)
1892	3	95-59	8	John Montgomery Ward	Boston	1966	1	95-67	+1.5	Walter Alston	Los Angeles
1893	6t	65-63	20.5	Dave Foutz	Boston	1967	8	73-89	28.5	Walter Alston	St. Louis (WC)
1894	5	70-61	17.5	Dave Foutz	Baltimore	1968	7t	76-86	21	Walter Alston	St. Louis
1895	5t	71-60	16.5	Dave Foutz	Baltimore	1969	4	85-77	8	Walter Alston	New York (WC)
1896	9t	58-73	33	Dave Foutz	Baltimore	1970	2	87-74	14.5	Walter Alston	Cincinnati
1897	6t	61-71	32	William Barnie	Boston	1971	2	89-73	1	Walter Alston	Pittsburgh (WC)
1898	10	54-91	46	Barnie/Mike Griffin/C.h. Ebbets	Boston	1972	3t	85-70	10.5	Walter Alston	Cincinnati
1899	1	101-47	+8	Ned Hanlon	Brooklyn	1973	2	95-66	3.5	Walter Alston	New York
1900	1	82-54	+4.5	Ned Hanlon	Brooklyn	1974	1	102-60	+4	Walter Alston	Los Angeles
1901	3	79-57	9.5	Ned Hanlon	Pittsburgh	1975	2	88-74	20	Walter Alston	Cincinnati (WC)
1902	2	75-63	27.5	Ned Hanlon	Pittsburgh	1976	2	92-70	10	Walter Alston	Cincinnati (WC)
1903	5	70-66	19	Ned Hanlon	Pittsburgh	1977	1	98-64	+10	Tommy Lasorda	Los Angeles
1904	6	56-97	50	Ned Hanlon	New York	1978	1	95-67	+2.5	Tommy Lasorda	Los Angeles
1905	8	48-104	56.5	Ned Hanlon	New York (WC)	1979	3	79-83	11.5	Tommy Lasorda	Pittsburgh (WC)
1906	5	66-86	50	Patsy Donovan	Chicago	1980	2(TB-)	92-71	1	Tommy Lasorda	Philadelphia (WC)
1907	5	65-83	40	Patsy Donovan	Chicago (WC)	1981	1*	36-21	+0.5	Tommy Lasorda	Los Angeles (WC)
1908	7	53-101	46	Patsy Donovan	Chicago (WC)	4**	27-26	6			
1909	6	55-98	55.5	Harry Lumley	Pittsburgh (WC)	1982	2	88-74	1	Tommy Lasorda	St. Louis (WC)
1910	6	64-90	40	Bill Dahlen	Chicago	1983	1	91-71	+3	Tommy Lasorda	Philadelphia
1911	7	64-86	33.5	Bill Dahlen	New York	1984	4	79-83	13	Tommy Lasorda	San Diego
1912	7	58-95	46	Bill Dahlen	New York	1985	1	95-67	+5.5	Tommy Lasorda	St. Louis
1913	6	65-84	34.5	Bill Dahlen	New York	1986	5	73-89	23	Tommy Lasorda	New York (WC)
1914	5	75-79	19.5	Wilbert Robinson	Boston (WC)	1987	4	73-89	17	Tommy Lasorda	St. Louis
1915	3	80-72	10	Wilbert Robinson	Philadelphia	1988	1	94-67	+7	Tommy Lasorda	Los Angeles (WC)
1916	1	94-60	+2.5	Wilbert Robinson	Brooklyn	1989	4	77-83	14	Tommy Lasorda	San Francisco
1917	7	70-81	26.5	Wilbert Robinson	New York	1990	2	86-76	5	Tommy Lasorda	Cincinnati (WC)
1918	5	57-69	25.5	Wilbert Robinson	Chicago	1991	2	93-69	1	Tommy Lasorda	Atlanta
1919	5	69-71	27	Wilbert Robinson	Cincinnati (WC)	1992	6	63-99	35	Tommy Lasorda	Atlanta
1920	1	93-61	+7	Wilbert Robinson	Brooklyn	1993	4	81-81	23	Tommy Lasorda	Philadelphia
1921	5	77-75	16.5	Wilbert Robinson	New York (WC)	1994	1	58-56	+3.5	Tommy Lasorda	N/A
1922	6	76-78	17	Wilbert Robinson	New York (WC)	1995	1	78-66	+1	Tommy Lasorda	Atlanta (WC)
1923	6	76-78	19.5	Wilbert Robinson	New York	1996	2#	90-72	1	Lasorda/Russell	Atlanta
1924	2	92-62	1.5	Wilbert Robinson	New York	1997	2	88-74	2	Bill Russell	Florida (WC)
1925	6t	68-85	27	Wilbert Robinson	Pittsburgh (WC)	1998	3	83-79	15	Russell/Glenn Hoffman	San Diego
1926	6	71-82	17.5	Wilbert Robinson	St. Louis (WC)	1999	3	77-85	23	Davey Johnson	Atlanta
1927	6	65-88	28.5	Wilbert Robinson	Pittsburgh	2000	2	86-76	11	Davey Johnson	New York
1928	6	77-76	17.5	Wilbert Robinson	St. Louis	2001	3	86-76	6	Jim Tracy	Arizona (WC)
1929	6	70-83	28.5	Wilbert Robinson	Chicago	2002	3	92-70	6	Jim Tracy	San Francisco
1930	4	86-68	6	Wilbert Robinson	St. Louis	2003	2	85-77	15.5	Jim Tracy	Florida (WC)
1931	4	79-73	21	Wilbert Robinson	St. Louis (WC)	2004	1	93-69	+2	Jim Tracy	St. Louis
1932	3	81-73	9	Max Carey	Chicago	2005	4	71-91	11	Jim Tracy	Houston
1933	6	65-88	26.5	Max Carey	New York (WC)	2006	1t#	88-74	+11.5	Grady Little	St. Louis (WC)
1934	6	71-81	23.5	Casey Stengel	St. Louis (WC)	2007	4	82-80	8	Grady Little	Colorado
1935	5	70-83	29.5	Casey Stengel	Chicago	2008	1	84-78	+2	Joe Torre	Philadelphia (WC)
1936	7	67-87	25	Casey Stengel	New York	2009	1	95-67	+3	Joe Torre	Philadelphia
1937	6	62-91	33.5	Burleigh Grimes	New York	2010	4	80-82	12	Joe Torre	San Francisco (WC)
1938	7	69-80	18.5	Burleigh Grimes	Chicago	2011	3	82-79	11.5	Don Mattingly	St. Louis (WC)
1939	3	84-69	12.5	Leo Durocher	Cincinnati	2012	2	86-76	8.0	Don Mattingly	San Francisco (WC)
1940	2	88-65	12	Leo Durocher	Cincinnati (WC)	2013	1	92-70	+11.0	Don Mattingly	St. Louis
1941	1	100-54	+2.5	Leo Durocher	Brooklyn	2014	1	94-68	+6.0	Don Mattingly	San Francisco (WC)
1942	2	104-50	2	Leo Durocher	St. Louis (WC)	2015	1	92-70	+8.0	Don Mattingly	New York
1943	3	81-72	23.5	Leo Durocher	St. Louis	2016	1	91-71	+4.0	Dave Roberts	Chicago (WC)
1944	7	63-91	42	Leo Durocher	St. Louis (WC)	2017	1	104-58	+11.0	Dave Roberts	Los Angeles
1945	3	87-67	11	Leo Durocher	Chicago	2018	1(TB+)	106-56	+21.0	Dave Roberts	Washington (WC)
1946	2(TB-)	96-60	2	Leo Durocher	St. Louis (WC)	2020	1	43-17	+6.0	Dave Roberts	Los Angeles (WC)
1947	1	94-60	+5	Clyde Sukeforth/Burt Shotton	Brooklyn	2021	2	106-56	-1.0	Dave Roberts	Atlanta (WC)
1948	3	84-70	7.5	Durocher/Shotton	Boston	2022	1	111-51	+22.0	Dave Roberts	Philadelphia
1949	1	97-57	+1	Burt Shotton	Brooklyn	2023	1	100-62	+16.0	Dave Roberts	Arizona
1950	2	89-65	2	Burt Shotton	Philadelphia	2024	1	98-64	+5.0	Dave Roberts	Los Angeles (WC)
1951	2(TB-)	97-60	1	Charlie Dressen	New York	1890-2024 (NL history) 11,022-9,714					.532
1952	1	96-57	+4.5	Charlie Dressen	Brooklyn	1901-2024 (NL-AL era) 10,218-9,016					.531
1953	1	105-49	+13	Charlie Dressen	Brooklyn	1958-2024 (Los Angeles) 5,808-4,788					.548
1954	2	92-62	5	Walter Alston	New York (WC)	Titles since 1901: 8 World Series, 25 National League					
1955	1	98-55	+13.5	Walter Alston	Brooklyn (WC)	NL finishes (1901-1968): 1st (13), 2nd (10), 3rd (8), 4th (3), 5th (8), 6th (15), 7th (9), 8th (2)					
1956	1	93-61	+1	Walter Alston	Brooklyn	NL West finishes (1969-1980, 1982-2024) 1st (22), 2nd (18), 3rd (6), 4th (8), 5th (1), 6th (1)					
1957	3	84-70	11	Walter Alston	Milwaukee (WC)	WC: World Champions					
1958	7	71-83	21	Walter Alston	Milwaukee	TB+: Tied at end of regular season, won playoff					
1959	1(TB+)	88-68	+2	Walter Alston	Los Angeles (WC)	TB-: Tied at end of regular season, lost playoff					
1960	4	82-72	13	Walter Alston	Pittsburgh (WC)	#: Wild card playoff berth					
1961	2	89-65	4	Walter Alston	Cincinnati	*First half of split season					
1962	2(TB-)	102-63	1	Walter Alston	San Francisco	**Second half of split season					
1963	1	99-63	+6	Walter Alston	Los Angeles (WC)						

H I S T O R Y A N D R E C O R D S

Individual Batting Records - Career

Seasons	Zack Wheat	18	#Stolen Base Pct.	Davey Lopes	.831
	Bill Russell	18			
Games	Zack Wheat	2,322	*Batting Average	Willie Keeler	.352
-- Los Angeles --	Bill Russell	2,181	-- Los Angeles --	Mike Piazza	.331
Plate Appearances	Zack Wheat	9,731	*On-Base Pct.	Gary Sheffield	.424
-- Los Angeles --	Willie Davis	8,035	*Slugging Pct.	Gary Sheffield	.573
At-Bats	Zack Wheat	8,859	*OPS	Gary Sheffield	.998
-- Los Angeles --	Willie Davis	7,495	*OPS+	Gary Sheffield	160
Runs	Pee Wee Reese	1,338	Total Bases	Zack Wheat	4,003
-- Los Angeles --	Willie Davis	1,004	-- Los Angeles --	Willie Davis	3,094
Hits	Zack Wheat	2,804	Extra-Base Hits	Zack Wheat	766
-- Los Angeles --	Willie Davis	2,091	-- Los Angeles --	Willie Davis	585
Singles	Zack Wheat	2,038	Grand Slams	Gil Hodges	14
-- Los Angeles --	Bill Russell	1,530	-- Los Angeles --	Mike Piazza	8
Doubles	Zack Wheat	464	GIDP	Carl Furillo	207
-- Los Angeles --	Steve Garvey	333	-- Los Angeles --	Bill Russell	174
Triples	Zack Wheat	171	Hit by Pitch	Justin Turner	96
-- Los Angeles --	Willie Davis	110			
Home Runs	Duke Snider	389	Sacrifice Hits (since 1940)	Pee Wee Reese	157
-- Los Angeles --	Eric Karros	270	-- Los Angeles --	Bill Russell	132
RBI	Duke Snider	1,271	Sacrifice Flies (since 1954)	Eric Karros	74
-- Los Angeles --	Steve Garvey	992			
Walks	Pee Wee Reese	1,210	Intentional Walks	Duke Snider	141
-- Los Angeles --	Ron Cey	765	-- Los Angeles --	Bill Russell	106
Strikeouts	Matt Kemp	1,179	Pinch Hits	Dave Hansen	110
Stolen Bases	Maury Wills	490	WAR	Pee Wee Reese	68.4
Caught Stealing	Maury Wills	171	-- Los Angeles --	Willie Davis	54.6

*minimum 2,000 plate appearances, #minimum 100 attempts

Individual Batting Records - Season

Games	**Maury Wills (1962)	165	*Slugging Pct.	Babe Herman (1930)	.678
Plate Appearances	Maury Wills (1962)	759	-- Los Angeles --	Shohei Ohtani (2024)	.646
At-Bats	Maury Wills (1962)	695	*OPS	Babe Herman (1930)	1.132
Runs	Hub Collins (1890)	148	-- Los Angeles --	Mike Piazza (1997)	1.070
-- Los Angeles --	Shohei Ohtani (2024)	134	*OPS+	Shohei Ohtani (2024)	190
Hits	Babe Herman (1930)	241	Total Bases	Babe Herman (1930)	416
-- Los Angeles --	Tommy Davis (1962)	230	-- Los Angeles --	Shohei Ohtani (2024)	411
Singles	Willie Keeler (1899)	190	Extra-Base Hits	Shohei Ohtani (2024)	99
-- Los Angeles --	Maury Wills (1962)	179	Grand Slams	Six times	3
Doubles	Freddie Freeman (2023)	59	-- Last --	Max Muncy (2023)	
Triples	George Treadway (1894)	26	GIDP	Carl Furillo (1956)	27
-- Los Angeles --	Willie Davis (1970)	16	-- Los Angeles --	Eric Karros (1996)	27
Home Runs	Shohei Ohtani (2024)	54	PA with no GIDP	Chase Utley (2016)	565
RBI	Tommy Davis (1962)	153	Hit by Pitch	Hughie Jennings (1900)	20
Walks	Eddie Stanky (1945)	148	-- Los Angeles --	Justin Turner (2017)	19
-- Los Angeles --	Jimmy Wynn (1975)	110	Sacrifice Hits (since 1940)	Jackie Robinson (1947)	28
Strikeouts	Teoscar Hernández (2024)	188	-- Los Angeles --	José Offerman (1993)	25
Stolen Bases	Maury Wills (1962)	104	Sacrifice Flies (since 1954)	Gil Hodges (1954)	19
Caught Stealing	Maury Wills (1965)	31	-- Los Angeles --	Reggie Smith (1978)	13
#Stolen Base Pct.	Dave Roberts (2004)	.971	Intentional Walks	Duke Snider (1956)	26
*Batting Average	Babe Herman (1930)	.393	-- Los Angeles --	Bill Russell (1974)	25
-- Los Angeles --	Mike Piazza (1997)	.362	Pinch Hits	Dave Hansen (1993)	18
*On-Base Pct.	Babe Herman (1930)	.455	WAR	Jackie Robinson (1951)	9.7
-- Los Angeles --	Gary Sheffield (2000)	.438	-- Los Angeles --	Adrian Beltré (2004)	9.6

*qualified for league title, #minimum 20 attempts, **MLB record
OPS+: Adjusted OPS, where 100 is the MLB average

Individual Batting Records - Month

Plate Appearances	Mike.Marshall (Sept. 1985)	152	Caught Stealing	Five players	9
			-- Last --	Brett Butler (Aug. 1991)	
At-Bats	John Hummel (Sept. 1908)	160			
-- Los Angeles --	Mike Marshall (Sept. 1985)	141	Most SB, no CS	Davey Lopes (July 1975)	16
				Shohei Ohtani (Sept. 2024)	16
Runs	Mookie Betts (Aug. 2023)	35	*Batting Average	Andre Ethier (Sept. 2008)	.462
Hits	Johnny Frederick (July 1930)	58	*On-Base Pct.	Pedro Guerrero (July 1985)	.563
-- Los Angeles --	Babe Herman (July 1930)		*Slugging Pct.	Matt Kemp (4/2012)	.893
	Steve Sax (Sept. 1986)	53	*OPS	Ron Cey (4/1977)	1.433
Singles	Jake Daubert (Sept. 1911)	50			
-- Los Angeles --	Willie Davis (Aug. 1969)	44	Total Bases	Cody Bellinger (4/2019)	97
Doubles	Freddie Freeman (May 2023)	17	Extra-Base Hits	Babe Herman (July 1930)	23
Triples	Hi Myers (July 1920)	8		Duke Snider (June 1954)	
-- Los Angeles --	Bill Russell (Aug. 1970)	6		Freddie Freeman (May 2023)	23
Home Runs	Duke Snider (Aug. 1953)	15	GIDP	Paul Lo Duca (Aug. 2003)	10
	Pedro Guerrero (June 1985)		Hit by Pitch	Will Smith (Sept. 2023)	7
Grand Slams	Mike Piazza (Apr. 1998)	3	Sacrifice Hits	Jackie Robinson (Aug. 1947)	9
RBI	Glenn Wright (July 1930)	41	-- Los Angeles --	José Offerman (Sept. 1993)	8
	Duke Snider (Aug. 1953)		Sacrifice Flies (since 1954)	Nine times	5
	Frank Howard (July 1962)		-- Last --	Will Smith (Sept. 2021)	
Walks	Eddie Stanky (Sept. 1945)	38	Intentional Walks	Duke Snider (June 1956)	12
-- Los Angeles --	Jim Wynn (June 1975)	29	-- Los Angeles --	Bill Russell (July 1974)	9
Strikeouts	Teoscar Hernández (Apr. 2024)44			Pedro Guerrero (Aug. 1982)	9
Stolen Bases	Maury Wills (Sept. 1962)	31	*Minimum 75 plate appearances Note: Apr. = March/Apr., Sept. = Sept./Oct.		

Individual Batting Records - Game

At-Bats	6 times	10	Stolen Bases	Davey Lopes (8/24/1974 vs. Cardinals)	5
-- Last --	John Shelby (6/3/1989 at Astros)		Caught Stealing	93 times	2
			Last: Hanser Alberto (8/17/2022 at Brewers)		
At-Bats (9 innings)	12 times	7	Times on Base	Cookie Lavagetto (9/23/1939 at Phillies)	7
-- Last --	Dee Strange-Gordon (9/13/2014 at Giants)		-- Los Angeles --	28 times	6
Runs	Shawn Green (5/23/2002 at Brewers)	6	-- Last --	Shohei Ohtani (9/19/2024 at Marlins)	
Hits	10 times	6	Total Bases	Shawn Green (5/23/2002 at Brewers)	19
	Last: Shohei Ohtani (9/19/2024 at Marlins)		Extra-Base Hits	Three times	5
Singles	Three times	6	-- Last --	Shohei Ohtani (9/19/2024 at Marlins)	
	Last: Willie Davis (5/24/1973 vs. Mets)		GIDP	Four times	3
Singles (9 innings)	16 times	5	-- Last --	Yasmani Grandal (8/27/2015 at Reds)	
	Last: Justin Turner (5/26/2019 at Pirates)		Hit by Pitch	Nomar Garciaparra (7/3/2006 vs. D'backs)	3
Doubles	67 times	3	Sacrifice Hits	Nine times	3
	Last: Jason Heyward (6/5/2024 at Pirates)		-- Last --	Clayton Kershaw (6/27/2010 vs. Yankees)	
Triples	Jimmy Sheppard (4/18/1901 vs. Phillies)	3	Sacrifice Flies	29 times	2
	Yasiel Puig (7/25/2014 at Giants)		Last: Miguel Rojas (8/13/2023 vs. Rockies)		
Home Runs	Gil Hodges (8/31/1950 vs. Braves)	4	Intentional Walks	12 times	3
	Shawn Green (5/23/2002 at Brewers)		Last: Cody Bellinger (6/8/2019)		
RBI	Shohei Ohtani (9/19/2024 at Marlins)	10			
Walks	Five times	5			
-- Last --	Freddie Freeman (8/17/2024 vs. Rays)				
Strikeouts	Five times	5			
-- Last --	Max Muncy (3/30/2023 vs. D'backs)				

H I S T O R Y A N D R E C O R D S

Individual Pitching Records - Career

Wins	Don Sutton	233	Walks	Don Sutton	996
Losses	Don Sutton	181	Strikeouts	Clayton Kershaw	2,968
*Winning Pct. -- Los Angeles --	Preacher Roe Clayton Kershaw	.715 .693	Home Runs	Don Sutton	309
*ERA -- Los Angeles --	Jeff Pfeffer Clayton Kershaw	2.31 2.50	Hit by Pitch	Don Drysdale	154
*ERA+	Clayton Kershaw	156	Balks	Clayton Kershaw	25
Games	Kenley Jansen	701	*WHIP	Clayton Kershaw	1.01
Games Finished	Kenley Jansen	519	*Hits/nine IP	Sandy Koufax	6.8
Games Started	Don Sutton	533	*Homers/nine IP -- Los Angeles --	Doc Scanlan Jerry Reuss	0.1 0.5
Complete Games -- Los Angeles --	Brickyard Kennedy Don Drysdale	280 167	*Walks/nine IP -- Los Angeles --	Curt Davis Jerry Reuss	1.8 2.1
Shutouts	Don Sutton	52	*Strikeouts/nine IP	Clayton Kershaw	9.7
Saves	Kenley Jansen	350	*Strikeouts/Walks	Clayton Kershaw	4.38
Innings	Don Sutton	3,816.1	Wins Above Replacement	Clayton Kershaw	76.5
Hits	Don Sutton	3,291	*minimum 1,000 innings pitched ERA+: Adjusted ERA, where 100 is the MLB average		
Runs	Don Sutton	1,450			
Earned Runs	Don Sutton	1,311			

Individual Pitching Records - Season

Wins	Tom Lovett (1890)	30	Runs	Harry McIntire (1905)	188
-- Los Angeles --	Sandy Koufax (1966)	27	-- Los Angeles --	Don Sutton (1970)	127
Losses	George Bell (1910)	27	Earned Runs	Burleigh Grimes (1925)	138
-- Los Angeles --	Claude Osteen (1968)	18	-- Los Angeles --	Don Sutton (1970)	118
	Don Sutton (1969)				
Wins (reliever)	Ron Perranoski (1963)	16	Walks	Bill Donovan (1901)	152
			-- Los Angeles --	Fernando Valenzuela (1987)	124
				Chan Ho Park (2000)	
Losses (reliever)	Mike Marshall (1975)	14			
			Strikeouts	Sandy Koufax (1965)	382
*Winning Pct.	Preacher Roe (1951)	.880			
-- Los Angeles --	Clayton Kershaw (2014)	.875	Home Runs	Don Sutton (1970)	38
Winning Pct. (15+ decisions)	Tony Gonsolin (2022)	.941	Hit by Pitch	Joe McGinnity (1900)	40
			-- Los Angeles --	Don Drysdale (1961)	20
*ERA	Rube Marquard (1916)	1.58		Chan Ho Park (2001)	
-- Los Angeles --	Zack Greinke (2015)	1.66			
			Balks	Pedro Astacio (1993)	9
*ERA+	Zack Greinke (2015)	222			
			Wild Pitches	Adonis Terry (1890)	27
Games	**Mike Marshall (1974)	106	-- Los Angeles --	Hideo Nomo (1995)	19
Games Finished	Mike Marshall (1974)	83	*WHIP	Zack Greinke (2015)	0.84
Games Started	Adonis Terry (1890)	44	*Hits/nine IP	Sandy Koufax (1965)	5.8
	George Haddock (1892)	44			
	Brickyard Kennedy (1893)	44	*Homers/nine IP	Elmer Stricklett (1905)	0.0
-- Los Angeles --	Don Drysdale (1963, 1965)	42		Burt Hooton (1981)	0.2
Complete Games	Brickyard Kennedy (1893)	40	*Walks/nine IP	Hyun-Hin Ryu (2019)	1.18
-- Los Angeles --	Sandy Koufax (1965, 1966)	27			
			*Strikeouts/nine IP	Clayton Kershaw (2015)	11.6
Shutouts	Sandy Koufax (1963)	11			
			*Strikeouts/Walks	Clayton Kershaw (2014)	7.71
Saves	Eric Gagné (2003)	55			
			Wins Above Replacement	Sandy Koufax (1963)	10.7
Innings	Brickyard Kennedy (1893)	382.2			
-- Los Angeles --	Sandy Koufax (1965)	335.2			
			* qualified for league title, **MLB record ERA+: Adjusted ERA, where 100 is the MLB average		
Hits	Oscar Jones (1904)	387			
-- Los Angeles --	Claude Osteen (1967)	298			

Individual Pitching Records - Month

Wins	Jeff Pfeffer (Sept. 1914)	8	Runs	Elmer Stricklett (Sept. 1905)	55
-- Los Angeles --	Mike Marshall (June 1974)	7	-- Los Angeles --	Brad Penny (May 2008)	33
	Don Sutton (Sept. 1974)				
Losses	Harry McIntire (Sept. 1905)	8	Earned Runs	Dazzy Vance (Sept. 1923)	37
-- Los Angeles --	Don Drysdale (June 1966)	6	-- Los Angeles --	Ray Moss (Sept. 1929)	
	Don Sutton (Sept. 1969)			Brad Penny (May 2008)	32
	Mike Marshall (July 1975)		Walks	Ralph Branca (Sept. 1945)	38
Games	Mike Marshall (July 1975)	21		Fernando Valenzuela (Aug. 1987)	34
Games Started	Oscar Jones (Sept. 1904)	10	Strikeouts	Sandy Koufax (Sept. 1965)	79
	Jeff Pfeffer (Sept. 1914)	10	Home Runs	Don Newcombe (June 1957)	11
	Jeff Pfeffer (Sept. 1915)	10		Derek Lowe (July 2005)	
-- Los Angeles --	Don Drysdale (Sept. 1962)	9	Hit by Pitch	Doc Reising (Sept. 1904)	9
	Johnny Podres (Sept. 1962)		-- Los Angeles --	Harry McIntire (Sept. 1905)	
Complete Games	Oscar Jones (Sept. 1904)	10		Don Drysdale (Apr. 1961)	6
-- Los Angeles --	Jeff Pfeffer (Sept. 1915)			Don Drysdale (June 1966)	
	Sandy Koufax (June 1965)	6	*WHIP	Orel Hershiser (Apr. 2000)	
	Sandy Koufax (June 1965)			Clayton Kershaw (May 2016)	0.524
	Sandy Koufax (June 1966)		*Hits/nine IP	Sandy Koufax (June 1962)	3.70
	Sandy Koufax (Sept. 1966)		*Homers/nine IP	Doyle Alexander (Aug. 1971)	^0.0
	Don Sutton (Sept. 1972)			Frank Allen (Aug. 1914)	^0.0
Shutouts	Don Drysdale (May 1968)	5	*Walks/nine IP	Tom Zachary (July 1934)	^0.0
	Orel Hershiser (Sept. 1988)		-- Los Angeles --	Clayton Kershaw (May 2016)	0.36
Saves	Jonathan Broxton (May 2010)	12	*Strikeouts/nine IP	Walker Buehler (Aug. 2019)	13.5
Innings	Jeff Pfeffer (Sept. 1915)	93	*Strikeouts/Walks	Tom Zachary (July 1934)	^∞
-- Los Angeles --	Sandy Koufax (Sept. 1965)	71.2	-- Los Angeles --	Clayton Kershaw (May 2016)	32.5
Hits	Bill Donovan (July 1901)	90			
	Oscar Jones (May 1903)				
-- Los Angeles --	Johnny Podres (Sept. 1962)	68			
	Claude Osteen (June 1967)				

*minimum 30 innings, ^41.2 innings pitched
ERA+: Adjusted ERA, where 100 is the MLB average
Note: Apr. = March/Apr., Sept. = Sept./Oct.

Individual Pitching Records - Game

Innings	Leon Cadore (5/1/1920 at Braves)	26	Home Runs	Hollis Thurston (8/13/1932 at Giants)	6
-- Los Angeles --	Don Drysdale (5/22/2019 vs. Giants)	13	-- Los Angeles --	Don Sutton (5/7/1973 vs. Pirates)	5
	Sandy Koufax (5/28/1960 at Cubs)			Tony Gonsolin (8/18/2023 vs. Marlins)	
	Sandy Koufax (9/20/1961 vs. Cubs)				
Batters Faced	Leon Cadore (5/1/1920 at Braves)	96	Stolen Bases	Hideo Nomo (6/30/1996 at Rockies)	9
-- Los Angeles --	Sandy Koufax (9/20/1961 vs. Cubs)	50	Pickoffs	Bill Schardt (5/15/1912 at Cardinals)	3
Hits	Jeff Pfeffer (6/1/1919 vs. Phillies)	23	-- Los Angeles --	20 tied	2
-- Los Angeles --	Ken Howell (6/16/1988 at Braves)	15	-- Last --	Clayton Kershaw (9/19/2015 vs. Pirates)	
Runs	Roy Evans (5/6/1903 vs. Giants)	16	Total Bases	Hugh Casey (5/17/1940 at Cardinals)	37
-- Los Angeles --	Bill Singer (7/30/1972 at Braves)	12	-- Los Angeles --	Don Sutton (5/7/1973 vs. Pirates)	26
Earned Runs	Jay Hughes (8/20/1902 at Reds)	15	Extra-Base Hits	Hugh Casey (5/17/1940 at Cardinals)	10
-- Los Angeles --	Nelson Greene (6/20/1925 at Pirates)	15	-- Los Angeles --	Ryan Yarbrough (9/28/2023 at Rockies)	8
-- Last --	Eight times	10	Baserunners	Jeff Pfeffer (6/1/1919 vs. Phillies)	29
	Justin Wroblewski (9/1/2024 at D'backs)		-- Los Angeles --	Four tied	18
Walks	Stan Williams (5/17/1962 vs. Braves)	12	-- Last --	Rick Sutcliffe (6/13/1979 vs. Cardinals)	
Strikeouts	Sandy Koufax (8/31/59 vs. Giants)	18	Hit by Pitch	Five tied	4
	Sandy Koufax (4/24/1962 at Cubs)		-- Last --	Orel Hershiser (4/19/2000 vs. Astros)	
	Ramón Martínez (6/4/1990 vs. Braves)		GDP	Nap Rucker (8/28/1913 vs. Braves)	5
Singles	Jeff Pfeffer (6/1/1919 vs. Phillies)	20	-- Los Angeles --	13 tied	4
-- Los Angeles --	Five tied	13	-- Last --	Clayton Kershaw (9/24/2017 vs. Giants)	
-- Last --	James Baldwin (8/29/2001 vs. Rockies)		Balks	Fernando Valenzuela (8/22/1989 at Expos)	3
Doubles	Four tied	7	Wild Pitches	Larry Cheney (7/9/1918 at Cardinals)	5
-- Last --	Tom Seats (7/16/1945 at Pirates)		-- Los Angeles --	4 tied	4
-- Los Angeles --	Carlos Pérez (7/23/1999 at D'backs)	6	-- Last --	Bobby Miller (8/17/2024 at Cardinals)	
	Jeff Weaver (9/5/2004 at Cardinals)				
	James Paxton (6/30/2004 at Giants)		Intentional Walks	Hugh Casey (7/5/1940 at Braves)	5
Triples	Six tied	4	-- Los Angeles --	Three tied	4
-- Last --	Max Butcher (8/3/1937 at Pirates)		-- Last --	Don Drysdale (7/12/1968 at Braves)	
-- Los Angeles --	Claude Osteen (8/29/1965 at Phillies)	3			
	Pedro Martínez (9/19/1993 at Rockies)				
	Clayton Kershaw (5/17/2014 at D'backs)				

H I S T O R Y A N D R E C O R D S

Rookie Batting Records - Season

Games	Ted Sizemore (1969)	159	*Batting Average	Fielder Jones (1896)	.354
			-- Los Angeles --	Mike Piazza (1993)	.318
Plate Appearances	Steve Sax (1982)	699	*On-Base Pct.	Billy Grabarkewitz (1970)	.399
At-Bats	Steve Sax (1982)	638	*Slugging Pct.	Cody Bellinger (2017)	.581
Runs	Johnny Frederick (1929)	127	*OPS	Del Bissonette (1928)	.940
-- Los Angeles --	Corey Seager (2016)	105	-- Los Angeles --	Cody Bellinger (2017)	.933
Hits	Johnny Frederick (1929)	206	*OPS+	Mike Piazza (1993)	153
-- Los Angeles --	Corey Seager (2016)	193			
Singles	Buddy Hassett (1936)	154	Total Bases	Johnny Frederick (1929)	342
-- Los Angeles --	Steve Sax (1982)	146	-- Los Angeles --	Corey Seager (2016)	321
Doubles	** Johnny Frederick (1929)	52	Extra-Base Hits	Johnny Frederick (1929)	82
-- Los Angeles --	Corey Seager (2016)	40	-- Los Angeles --	Corey Seager (2016)	71
Triples	Harry Lumley (1904)	18	GIDP	Johnny Hudson (1938)	20
-- Los Angeles --	John Roseboro (1958)	9	-- Los Angeles --	Ron Cey (1973)	19
	Wilton Guerrero (1997)				
Home Runs	***Cody Bellinger (2017)	39	Hit by Pitch	Whitey Alpermann (1906)	14
			-- Los Angeles --	James Outman (2023)	12
RBI	Mike Piazza (1993)	112	Sacrifice Hits (since 1940)	**** Jackie Robinson (1947)	28
			-- Los Angeles --	Mariano Duncan (1985)	13
Walks	Billy Grabarkewitz (1970)	95	Sacrifice Flies (since 1954)	Ron Cey (1973)	8
Strikeouts	James Outman (2023)	181	Intentional Walks	Spider Jorgensen (1947)	21
Stolen Bases	Steve Sax (1982)	49	-- Los Angeles --	Cody Bellinger (2017)	13
Caught Stealing	Steve Sax (1982)	19	Wins Above Replacement	Mike Piazza	7.0
#Stolen Base Pct.	James Outman (2023)	.842	*qualified for league title, **MLB record, ***NL record, ****ied for MLB record #minimum 15 attempts OPS+ = Adjusted OPS (100 is MLB average)		

Rookie Batting Records - Season

Wins	Jeff Pfeffer (1914)	23	Earned Runs	Henry Schmidt (1903)	128
-- Los Angeles --	Rick Sutcliffe (1979)	17	-- Los Angeles --	Rick Sutcliffe (1979)	93
Losses	Harry McIntire (1905)	25	Walks	Hal Gregg (1944)	137
-- Los Angeles --	Don Sutton (1966)	12	-- Los Angeles --	Kazuhisa Ishii (2002)	106
*Winning Pct.	Hideo Nomo (1995)	.684	Strikeouts	Hideo Nomo (1995)	236
-- 15+ decisions --	Bobby Miller (2023)	.733	Home Runs	Luke Prokopec (2001)	27
*ERA	Jeff Pfeffer (1914)	1.97	Hit by Pitch	Henry Schmidt (1903)	21
-- Los Angeles --	Fernando Valenzuela (1981)	2.48	-- Los Angeles --	Bill Singer (1967)	8
*ERA+	Hideo Nomo (1995)	149		D.J. Houlton (2005)	
	Jeff Pfeffer (1914)	144		Carlos Monasterios (2010)	
				Kenta Maeda (2016)	
Games	Paco Rodriguez (2013)	76	Balks	Rick Sutcliffe (1979)	6
Games Started	Oscar Jones (1903)	36	Wild Pitches	Hideo Nomo (1995)	19
-- Los Angeles --	Henry Schmidt (1903)				
	Don Sutton (1966)	35	*WHIP	Fernando Valenzuela (1981)	1.045
Games Finished	Takashi Saito (2006)	48	*Hits/nine IP	Hideo Nomo (1995)	5.8
Complete Games	Joe Yeager (1998)	32	*Homers/nine IP	George Bell (1907, 263.2)	0.0
-- Los Angeles --	Fernando Valenzuela (1981)	11	-- Los Angeles --	Bill Singer (1967)	0.2
Shutouts	Fernando Valenzuela (1981)	8	*Walks/nine IP	Dutch Leonard (1934)	1.6
Saves	Takashi Saito (2006)	24	-- Los Angeles --	Hiroki Kuroda (2008)	2.1
Innings	Oscar Jones (1903)	324.1	*Strikeouts/nine IP	Hideo Nomo (1995)	11.1
-- Los Angeles --	Rick Sutcliffe (1979)	242	*Strikeouts/Walks	Don Sutton (1966)	4.02
Hits	Harry McIntire (1905)	340	Wins Above Replacement	Jeff Pfeffer (1914)	7.8
-- Los Angeles --	Rick Sutcliffe (1979)	217	-- Los Angeles --	F. Valenzuela (1981)	4.8
Runs	Harry McIntire (1905)	188			
-- Los Angeles --	Rick Sutcliffe (1979)	104			

Team Batting Records - Season

Games	165 (1962)	Strikeouts	1,436 (2018)	Extra-Base Hits	601 (2019)
Plate Appearances	6,394 (2006)	Fewest Strikeouts (full season)	318 (1922) 744 (1976)	Grand Slams	11 (2021) (2023)
At-Bats	5,642 (1982)	Stolen Bases	409 (1892) 198 (1962)	GIDP	153 (2008)
Runs	1,024 (1894) 906 (2023)	Caught Stealing	149 (1913) 78 (1992)	Hit by Pitch	125 (1899) 104 (2021)
Hits	1,654 (1930) 1,552 (2006)	Stolen Base Pct.	.855 (2024)	Sacrifice Hits (since 1940)	141 (1946) 120 (1964)
Singles	1,223 (1925) 1,128 (1970)	Batting Average	.313 (1894) 276 (2006)	Sacrifice Flies (since 1954)	69 (2023)
Doubles	325 (2022)	On-Base Pct.	.378 (1894) .348 (2006)	Intentional Walks	139 (1947) 95 (1974)
Triples	130 (1894) 67 (1970)	Slugging Pct.	.483 (2020)	Pinch Hits	81 (1992)
Home Runs	279 (2019)	OPS	.840 (1953) .821 (2020)	Pinch Homers	13 (2019)
RBI	887 (1953) 877 (2023)	OPS+	121 (2024)	Left on Base	1,277 (1947) 1,224 (2009)
Walks	732 (1947) 668 (2000)	Total Bases	2,593 (2019)		

Team Batting Records - Game

Plate Appearances	5/1/1920 at Braves 6/27/1939 at Braves 6/3/1989 at Astros	90 90 88	Strikeouts (9 innings)	9/9/2016 at Marlins 6/6/2017 vs. Nationals 7/21/2022 vs. Padres	17
Plate Appearances (9 innings)	9/22/1949 at Cardinals 9/13/2014 at Giants	60 59	Stolen Bases	5/26/1903 vs. Cardinals 8/24/1974 vs. Cardinals	9 8
At-Bats	5/1/1920 at Braves 8/23/1989 at Expos	85 80	Caught Stealing	Eight times Last: 8/6/1982 vs. Braves (10)	4
At-Bats (9 innings)	9/23/1901 at Reds 9/13/2014 at Giants	54 51	Caught Stealing (9 innings)	Six times Last: 5/28/1974 at Cardinals	4 4
Runs	9/23/1901 at Reds 7/21/2001 at Rockies 7/10/2021 at Diamondbacks	25 22 22	Total Bases	7/10/2021 vs. D'backs	49
Hits	8/22/1917 vs. Pirates (22) 6/23/1930 at Pirates 5/19/2006 vs. Angels 6/27/2011 at Twins	28 28 25 25	Extra-Base Hits	9/18/2006 (10) vs. Padres 8/13/2019 at Marlins	13 13
Singles	8/22/1917 vs. Pirates (22) 6/3/1988 vs. Reds	25 22	Baserunners	9/23/1939 at Phillies 9/13/2014 at Giants	34 31
Doubles	6/4/1939 (2) vs. Pirates 6x, last 4/24/2024 at Nationals	9 8	GIDP	Eight times Last: 8/27/2015 at Reds	5
Triples	8/23/1902 at Pirates 7/7/1921 at Giants 7/25/2014 at Giants	5	Hit by Pitch	Five times Last: 7/3/2006 vs. D'backs	4
Home Runs	5/23/2002 at Brewers 3/28/2019 vs. D'backs 7/10/2021 vs. D'backs	8	Left on Base	7/27/1990 vs. Braves (12)	25
RBI	9/23/1901 at Reds 7/10/2021 vs. D'backs	24 22	Left on Base (9 innings)	4/11/1977 vs. Braves	17
Walks	8/27/1903 vs. Phillies 7/27/1990 vs. Braves (10) 5/24/1981 at Reds 7/31/1974 at Padres	17 15 13	Sacrifice Hits (since 1940)	5/23/1972 vs. Giants	5
Strikeouts	7/28/2013 vs. Reds (11)	20	Sacrifice Flies (since 1954)	6/12/1963 vs. Astros	4
			Intentional Walks	4/24/1970 vs. Mets (15) 8/2/1954 vs. Braves (13)	6 6
			Intentional Walks (9 innings)	12 times Last: 8/11/2008 vs. Phillies	4

Team Pitching Records - Season

ERA (lowest)	2.12 (1916)	Doubles	323 (2006)	Strikeouts/Walks	3.88 (2019)
-- Los Angeles --	2.62 (1966)	Triples	107 (1921)	Batters Faced	6,380 (1962)
ERA (highest)	5.56 (1894)		54 (1958)	Baserunners Allowed	2,290 (1944)
-- Los Angeles --	4.47 (1958)	Home Runs	200 (2023)	-- Los Angeles --	2,162 (1999)
ERA+ (highest)	146 (2020)	Walks	671 (1946)	Batting Average	.301 (1925)
	145 (2022)	-- Los Angeles --	614 (1959)		.269 (2006)
ERA+ (lowest)	76 (1944)	Strikeouts	1,599 (2021)		.207 (1921)
-- Los Angeles --	92 (1986)	Singles	1,200 (1925)	On-Base Percentage	.358 (1925)
Complete Games	135 (1904)	Hit by Pitch	75 (2000)		.345 (1958)
-- Los Angeles --	58 (1965)		(2022)		.272 (2020)
Team Shutouts	24 (1963, 1988)	Balks	30 (1988)	Slugging Percentage	.429 (1958)
Saves	58 (2003)	Wild Pitches	76 (2009)		.303 (1916)
Innings	1,491 (1973)	WHIP	1.048 (2002)		.314 (1968)
Hits	1,608 (1925)	Hits per nine innings	6.9 (2021)	OPS (lowest)	.591 (1916)
-- Los Angeles --	1,524 (2006)	Home runs per nine innings	0.07 (1902)	-- Los Angeles --	609 (1966)
Runs	1,020 (1894)	-- Los Angeles --	0.40 (1968)	OPS (highest)	.782 (1925)
-- Los Angeles --	787 (1999)	Walks per nine innings	2.1 (1919)	-- Los Angeles --	.774 (1958)
Earned Runs	743 (1929)	-- Los Angeles --	2.2 (1966)	OPS+ (lowest)	68 (2020)
-- Los Angeles --	718 (1999)	Strikeouts per nine innings	9.9 (2021)	-- full season --	70 (2021)
Singles	1,200 (1925)			OPS+ (highest)	117 (1944)
-- Los Angeles --	1,098 (1979)			-- Los Angeles --	106 (1958)

Team Pitching Records - Game

Innings	5/21/1920 at Braves	26	Total Bases	5/13/1958 vs. Giants	50
-- Los Angeles --	8/23/1989 at Expos	22	Extra-Base Hits	5/17/2014 at Diamondbacks	13
Hits	6/8/1940 at Reds	27	Stolen Bases	6/30/1996 at Rockies	10
-- Los Angeles --	5/13/1968 vs. Giants	26	Caught Stealing	Four times	5
	7/17/2007 vs. Phillies		Last: 8/4/1923 at Cubs		
Runs	8/25/1891 at Colts (Cubs)	28	-- Los Angeles --	8/25/1977 at Pirates	4
-- Los Angeles --	5/20/1967 at Cubs	20		6/12/2003 at Tigers	
	5/5/2001 at Cubs		Hit by Pitch	4/19/2000 vs. Astros	5
Earned Runs	6/8/1940 at Reds	23	GDP	Seven times	5
-- Los Angeles --	9/19/1998 at Giants	18		Last: 9/28/2018 at Giants	
	8/26/2003 at Astros		Pickoffs	5/15/1912 at Cardinals	3
	5/17/2014 at Diamondbacks		-- Los Angeles --	25 times	2
Walks	4/30/1944 at Giants	17		Last: 4/23/2024 at Nationals	
-- Los Angeles --	6/29/1962 vs. Mets	16	Balks	7/30/1996 vs. Marlins (10)	3
Strikeouts	6/2/2017 at Brewers (12)	26		8/22/1989 at Expos	3
Strikeouts (9 innings)	8/31/1959 vs. Giants	18	Wild Pitches	7/9/1918 at Cardinals	5
	4/24/1962 at Cubs			6/1/2009 vs. D'backs	
	6/4/1990 vs. Braves		Intentional Walks	8/25/2021 at Padres (16)	8
	4/13/2012 vs. Padres		Intentional Walks (9 innings)	13 times	4
	5/15/2015 vs. Rockies			Last: 9/9/2009 at D'backs	
Home Runs	5/7/1940 at Cardinals	7	Batters Faced	5/1/1920 at Braves	96
	7/31/1954 vs. Braves		-- Los Angeles --	6/3/1989 at Astros	88
	5/18/2023 at Cardinals		Batters Faced (9 innings)	6/8/1940 at Reds	62
Singles	6/1/1919 vs. Phillies (18)	20	-- Los Angeles --	5/13/1958 vs. Giants	56
	6/2/1926 vs. Braves (12)			7/17/2007 vs. Phillies	
	7/4/1929 vs. Phillies		Pitchers Used	9/15/2015 vs. Rockies (16)	11
	5/19/1990 vs. Phillies (11)			9/3/21 at Giants (11)	
Singles (9 innings)	9/28/1925 vs. Giants	19	Pitchers Used (9 innings)	6/7/2018 at Pirates	9
-- Los Angeles --	6/8/1940 at Reds			9/21/2018 vs. Padres	
	9/22/1978 vs. Padres	18		9/7/2021 at Cardinals	
	5/4/1989 vs. Cardinals			10/3/2022 vs. COL	
Doubles	4/11/1912 vs. Giants (6)	12			
-- Los Angeles --	6/30/2024 at Giants	10			
Triples	5/17/1926 at Pirates (12)	5			
-- Los Angeles --	9/22/1926 vs. Cardinals	5			
	14 times	3			
	Last: 4/7/2019 at Rockies				

Individual Fielding Records - Season						
	Innings		Putouts		Assists	
P -- Los Angeles --	Brickyard Kennedy (1893)	382.2	Kevin Brown (1999)	41	Elmer Stricklett (1906)	128
	Sandy Koufax (1965)	335.2			Claude Osteen (1965)	82
C -- Los Angeles --	Mike Piazza (1996)	1,255.2	Yasmani Grandal (2018)	1,114	Bill Bergen (1909)	202
					Paul Lo Duca (2003)	100
1B	Steve Garvey (1976)	1,462.2	Steve Garvey (1977)	1,606	Eric Karros (1993)	147
2B -- Los Angeles --	Jim Lefebvre (1965)	1,395.2	George Cutshaw (1914)	455	Tony Cuccinello (1932)	525
			Charlie Neal (1959)	386	Steve Sax (1982)	452
SS -- Los Angeles --	Bill Russell (1973)	1,489.2	Charlie Babb (1904)	379	Bill Russell (1973)	560
	Maury Wills (1962)	295				
3B -- Los Angeles --	Todd Zeile (1997)	1,431.1	Emil Batch (1905)	203	Ron Cey (1974)	365
			Ron Cey (1974)	155		
OF -- Los Angeles --	Shawn Green (2000)	1,426.0	Eddie Brown (1925)	449	Jimmy Sheekard (1903)	36
			Willie Davis (1964)	404	Frank Howard (1962)	17
					Raul Mondesi (1994)	17
					Gary Sheffield (2001)	17
P -- Los Angeles --	Errors		Fielding Percentage			
	Bob Caruthers (1890)	12	Dazzy Vance (1928)	1.000	(72 chances, no errors)	
	Joe McGinnity (1900)	12				
	Don Drysdale (1965)	9	Fernando Valenzuela (1985)	1.000	(63 chances, zero errors)	
C -- Los Angeles --	Andy Messersmith (1974)	9	Bob Welch (1987)	1.000	(63 chances, zero errors)	
	Bill Bergen (1909)	18	Will Smith (2022)	.997	(1,003 chances, three errors)	
	Steve Yeager (1977)	18				
1B -- Los Angeles --	Dave Foutz (1891)	31	Freddie Freeman (2023)	.999	(1,260 chances, one error)	
	Tim Jordan (1907)	31				
	Ron Fairly (1964)	15				
	Eric Karros (1996)	15				
2B	John Montgomery Ward (1892)	74				
	Steve Sax (1983)	30	Mark Ellis (2012)	.994	(488 chances, three errors)	
SS -- Los Angeles --	Ollie O'Mara (1915)	78	Miguel Rojas (2023)	.986	(430 chances, six errors)	
	José Offerman (1992)	42				
3B -- Los Angeles --	Emil Barch (1905)	57	Juan Uribe (2013)	.983	(297 chances, five errors)	
	Pedro Guerrero (1983)	30				
OF -- Los Angeles --	George Treadway (1894)	35	Brett Butler (1991)	1.000	(370 chances, zero errors)	
	Willie Davis (1962)	15				
Chances	Steve Garvey (1977)	1,669				

Club Fielding Records - Season					
Fielding Pct. (highest)	2004	.988	Double Plays (most)	1958	198
Fielding Pct. (lowest)	1891	.924	Double Plays (fewest)	1891	73
-- Los Angeles --	2004	.988		1906	
			-- Los Angeles --	2021	94
Putouts (most)	2005	4,480	Passed Balls (most)	1892	71
Putouts (fewest)	1938	3,992	-- Los Angeles --	1973	24
-- Los Angeles --	1958	4,105			
			Passed Balls (fewest)	1933	4
Assists (most)	1982	1,946		1951	
Assists (fewest)	2021	1,303		1953	
				1954	
			-- Los Angeles --	2007	5
Total Chances (most)	1982	6,550		2009	
Total Chances (fewest)	2023	5,821		2023	
Errors (most)	1891	432	Consecutive Errorless Games	6/14/2015-6/26/2015	13
-- Los Angeles --	1962	193	Games with Double Play	(8/7/1952-8/27/1952)	23
Errors (fewest)	2004	73			

H I S T O R Y A N D R E C O R D S

Individual Fielding Records - Career

	Innings		Putouts		Assists	
P	Don Sutton	3,816.1	Don Sutton	243	Burleigh Grimes	763
-- Los Angeles --					Don Drysdale	606*
C	Mike Scioscia	11,233.1	Mike Scioscia	8,335	Bill Bergen	1,105
-- Los Angeles --					Mike Scioscia	747
1B	Eric Karros	13,658.0	Gil Hodges	14,968	Eric Karros	1,294
-- Los Angeles --			Steve Garvey	13,984		
2B	Davey Lopes	9,863.1	Davey Lopes	2,578	Davey Lopes	3,174
SS	Bill Russell	14,797.1	Pee Wee Reese	4,040	Pee Wee Reese	5,891
-- Los Angeles --			Bill Russell	2,536	Bill Russell	5,546
3B	Ron Cey	12,774.0	Ron Cey	1,196	Ron Cey	3,124
OF	Willie Davis	16,433.0	Zack Wheat	4,891	Zack Wheat	224
-- Los Angeles --			Willie Davis	4,431	Willie Davis	118
	Errors		Fielding Percentage			
P	Don Drysdale	59	Eric Gagné	.988	(83 chances, one error)	
C	Otto Miller	135	A.J. Ellis	.997	(4,343 chances, 15 errors)	
-- Los Angeles --	Mike Scioscia	114				
1B	Gil Hodges	121	Freddie Freeman	.997	(3,652 chances, 10 errors)	
-- Los Angeles --	Eric Karros	103				
2B	Tom Daly	347	Chase Utley	.991	(1,030 chances, nine errors)	
-- Los Angeles --	Steve Sax	140				
SS	Pee Wee Reese	388	Cesar Izturis	.980	(2,329 chances, 47 errors)	
-- Los Angeles --	Bill Russell	339				
3B	Billy Shindle	219	Randy Jackson	.985	(408 chances, six errors)	
-- Los Angeles --	Ron Cey	166				
OF	Zack Wheat	181	Brett Butler	.996	(1,709 chances, six errors)	
-- Los Angeles --	Willie Davis	105				

Minimum 2,000 career innings except pitchers (500 innings) *686 career assists, 80 with Brooklyn

Individual Streaks

INDIVIDUAL HITTING			Individual Pitching		
Hitting Streak	Willie Davis (8/1/1969 - 9/3/1969)	31	Shutout Innings	Orel Hershiser (8/30/1988 - 9/29/1988)	**59
PA Reaching Base	Pedro Guerrero (7/23/1985-7/26/1985)	14	Shutouts:	Don Drysdale (5/14/1968 - 6/4/1968)	**6
Hits	Ed Konetchy (6/28/1919-7/1/1919)	10	Games Pitched, Reliever:	Mike Marshall (6/18/1974 - 7/3/1974)	*13
	Andre Ethier (8/22/2015-8/25/2011)		Winning Streak	Dazzy Vance (7/11/1924 - 9/18/1924)	15
Hits/Three Games	Wee Willie Keeler (6/19/1901 - 6/21/1901)	12	-- Los Angeles --	Phil Regan (5/17/1966 - 9/23/1966)	13
	Milton Stock (6/30/1925 - 7/2/1925)		-- L.A./starter --	Burt Hooton (7/24/1975 - 9/26/1975)	12
	Rafael Furcal (5/13/2007 - 5/15/2007)			Clayton Kershaw (5/6/2017 - 9/1/2017)	
Hits/Four Games:	Milton Stock (6/30 - 7/3/1925)	16	Losing Streak	James Pastorius (1908)	14
-- Los Angeles --			-- Los Angeles --	Rick Honeycutt (5/18/1987 - 8/22/1987)	11
Games with a Home Run	Roy Campanella (June 11-17,1950)	5	Strikeouts, Game:	*Aaron Harang (4/13/2012 vs. Padres)	9
	Shawn Green (July 21-25, 2001)		-- Reliever --	Pete Richert (4/12/1962 vs. Reds)	6
	Matt Kemp (Sept. 28-Oct. 3, 2010)			Ron Perranoski (9/12/1966 vs. Mets)	
	Joc Pederson (May 31-June 3, 2015)		-- MLB Debut --	Karl Spooner (9/22/1954 vs. Giants)	6
	Max Muncy (August 15-21, 2019)			Pete Richert (4/12/1962 vs. Cincinnati)	
				* start of game	
Home Runs/Two Games	Shawn Green (May 23-25, 2002)	**7	Strikeouts/Two Games	Sandy Koufax (8/24/1959 - 8/31/1959)	31
Games with Run Scored:	Zack Wheat (Aug. 18-Aug. 28, 1925)	13	Strikeouts/Three Games	Sandy Koufax (8/24/1959 - 9/6/1959)	41
Stolen Bases:	Davey Lopes (June 10-Aug. 24, 1975)	38	Strikeouts/Four Games:	Hideo Nomo (6/14/1995 - 6/29/1995)	50
Consecutive Games:	Steve Garvey (9/3/1975-10/3/1982)	1,107	Games with a Save	Eric Gagné (5/16/2003 - 5/22/2003)	6
Years Played All Games	Steve Garvey (1976-1982)	7	Saves Converted, Season	Eric Gagné (2003)	**55
TEAM BATTING			Saves Converted, Career	Eric Gagné (8/28/ 2002 - 7/3/2004)	**84
Home Run Streak	(6/8 - 7/10/1953)	24	Games, No Homers	Joe Beimel (2008)	104
Hits, Game	6/23/1930 at Pirates (6th and 7th)	*12			

H I S T O R Y A N D R E C O R D S

Individual Batting Records - Season

Best Record	2020 (43-17)	.717	Losing Streak	6/28 - 7/16/1944	16
	2022 (111-51)	.685	-- Los Angeles --	9/2 - 9/11/2017	11
Worst Record	1905 (48-104)	.316	Extra-Inning Games	1967	27
-- Los Angeles --	1992 (63-99)	.389	Wins, Extra Innings	1973	15
Best Record, Home	1953 (60-17)	.779	Losses, Extra Innings	1967	17
-- Los Angeles --	2019 (59-22)	.728	Postponed Games	1952	20
Worst Record, Home	1908 (27-50)	.351	-- Los Angeles --	1976	8
-- Los Angeles --	1999 (37-44)	.457			
Best Record, Road	2020 (22-8)	.733	Players Used	2021	61
	1952 (51-24)	.680	Pitchers Used	2024	40
	2022 (54-27)	.667			
Worst Record, Road	1905 (19-57)	.250	Comeback Wins	2004	53
	1992 (26-55)	.321	Game Time, Home	3/29/2019 vs. D'backs (13)	6:05
Best Record, Day	2020 (11-2)	.846	-- nine innings --	10/5/2001 at Giants	4:27
	2019 (31-11)	.738	Game Time, Road	6/3/1989 at Astros (22)	7:14
Worst Record, Day	1905 (48-104)	.316		(Longest night game ever in NL)	
-- Los Angeles --	1992 (18-32)	.360	-- nine innings --	6/30/1996 at Rockies	4:20
Best Record, Night	1941 (9-3)	.750	Shortest Game (home)	4/27/1905 vs. Giants	1:07
	1942 (16-6)	.727	-- Los Angeles --	5/20/1972 vs. Astros	1:30
	1947 (26-11)	.703			
-- Los Angeles --	2022 (79-37)	.681	Shortest Game (road)	9/21/1919 at Reds	0:55
Worst Record, Night	1992 (45-67)	.402	-- Los Angeles --	4/29/1978 at Cardinals	1:33
Wins, Month	Aug. 1953	25	Players Used	9/13/1982 vs. Padres (16)	28
	July 1946			9/15/2005 vs. Rockies (16)	
-- Los Angeles --	Aug. 2023	24	-- Nine innings --	10/6/1985 vs. Reds	26
Losses, Month	Sept./Oct. 1908	30	Doubleheaders Won (Season):		*4
-- Los Angeles --	Sept./Oct. 1986	21	(Sept. 1-4, 1924)		
	Sept./Oct. 1992		Steals of home	Pete Reiser (1947)	7
Winning Streak	8/29 - 9/6/1924	15			
-- Los Angeles --	5/21 - 6/1/1962	13			
	9/16 - 9/30/1965				

General Records - Season

TEAM BATTING INNING RECORDS			PITCHING/INNING		
Plate Appearances			Runs	6/25/1910 at Braves (1st)	13
Runs, Inning	5/21/52 vs. Reds (1st)	15	-- Los Angeles --	4/23/1999 vs. Cardinals (3rd)	11
-- Los Angeles --	Five times	10	INDIVIDUAL RECORDS		
	Last: 4/26/08 vs. Rockies (1st)		Strikeouts	Nine times	4
Hits, Inning	5/21/52 vs. Reds (1st)	12		Last: Chris Martin 8/15/22 at MIL	
-- Los Angeles --			Immaculate inning	Eight times	
Baserunners	5/21/1952 vs. Reds (1st)	**19		Last, Max Scherzer (9/12/21 vs. SF)	
-- Los Angeles --			Walks	Brickyard Kennedy, 8/31/1900 (2nd)	6
Triples	8/23/1902 vs. Pirates (3rd)	4	Strikeouts, 1st 2 Innings	Darren Dreifort (5/22/2003)	7
Home Runs	Five times	5			
	Last: 9/29/2021 vs. D'backs				
Grand Slams	Three times	2			
	Last: 7/10/2021 vs. D'backs				
Sacrifice Hits	5/23/1972 vs. Giants	3			
Pinch Hitters	9/24/2002 vs. Rockies	6			

Brooklyn/Los Angeles Career Fielding

First Base:		Third Base:		Outfield:		Pitcher:	
Freeman, Freddie .998		Uribe, Juan .978		Butler, Brett .996		Fitzsimmons, Freddie .985	
Garvey, Steve .996		Blake, Casey .966		Rosen, Goody .991		Davis, Curt .985	
Parker, Wes .996		Turner, Justin .965		Pederson, Joc .990		Perez, Odalis .980	
González, Adrián .995		Cox, Billy .964		Bellinger, Cody .989		Ruether, Dutch .979	
Murray, Eddie .995		Wallach, Tim .964		Betts, Mookie .988		Vance, Dazzy .979	
						Hooton, Burt .978	
Second Base:		Shortstop:		Catcher:		Minimum: 300 Games For Each Position Except Pitcher.	
Robinson, Jackie .983		Izturis, Cesar .980		Smith, Will .997		Pitcher Minimum: 200 Total Chances.	
Gruzdzielanek, Mark .983		Anderson, Dave .970		Ellis, A.J. .997			
Cora, Alex .981		Seager, Corey .969		Grandal, Yasmani .995			
Neal, Charlie .980		Cora, Alex .969		Haller, Tom .991			
Deshields, Delino .980		Furcal, Rafael .967		Lo Duca, Paul .991			

Brooklyn/Los Angeles Single Season Fielding

First Base:		Third Base:		Outfield:		Pitcher:	
Garvey, Steve 1981, .999		Uribe, Juan 2013, .983		Butler, Brett 1991, 1,000		Vance, Dazzy 1928, 1,000	
Parker, Wes 1968, .999		Beltre, Adrian 2004, .978		Butler, Brett 1993, 1,000		Casey, Hugh 1939, 1,000	
Freeman, Freddie 2023, .999		Cey, Ron 1979, .977		Ethier, Andre 2011, 1,000		Davis, Curt 1942, 1,000	
González, Adrián 2016, .998		Wallach, Tim 1995, .976		Roberts, Dave 2002, 1,000		Hatten, Joe 1947, 1,000	
Garvey, Steve 1976, .998		Blake, Casey 2009, .973		Grissom, Marquis 2001, 1,000		Fitzsimmons, F. 1939, 1,000	
Muncy, Max 2021, .998		Turner, Justin 2019, .973		Landreaux, Ken 1981, 1,000		Ruether, Dutch 1922, 1,000	
Second Base		Shortstop:		Catcher:		Pitchers Listed By Most Total Chances, No Errors.	
Ellis, Mark 2012, .994		Rojas, Miguel 2023, .986		Smith, Will 2022, .997			
Reed, Jody 1993, .993		Izturis, Cesar 2004, .985		Grandal, Yasmani 2015, .997			
Robinson, Jackie 1951, .992		Rollins, Jimmy 2015, .983		Ellis, A.J. 2013, .997			
Kendrick, Howie 2015, .990		Izturis, Cesar 2002, .979		Barajas, Rod 2011, .997			
Minimums: Played At Least 2/3 Of Team's Games For Each Position Except Catcher And Pitcher.		Seager, Corey 2017, .979					
		Wills, Maury 1971, .978		Catchers Minimum: Played At Least Half Of Team's Games.			

Brooklyn/Los Angeles Career Top 10 – Batting

Games:		Doubles:		Total Bases:		Walks:	
Wheat, Zack 2,322		Wheat, Zack 464		Wheat, Zack 4,003		Reese, Pee Wee 1,210	
Russell, Bill 2,181		Snider, Duke 343		Snider, Duke 3,669		Gilliam, Jim 1,036	
Reese, Pee Wee 2,166		Garvey, Steve 333		Hodges, Gil 3,357		Hodges, Gil 925	
Hodges, Gil 2,006		Reese, Pee Wee 330		Davis, Willie 3,094		Snider, Duke 893	
Gilliam, Jim 1,956		Furillo, Carl 324		Reese, Pee Wee 3,038		Cey, Ron 765	
Davis, Willie 1,952		Davis, Willie 321		Garvey, Steve 3,004		Robinson, Jackie 740	
Snider, Duke 1,923		Gilliam, Jim 304		Furillo, Carl 2,922		Wheat, Zack 632	
Furillo, Carl 1,806		Ethier, Andre 303		Karros, Eric 2,740		Lopes, Davey 603	
Garvey, Steve 1,727		Karros, Eric 302		Gilliam, Jim 2,530		Camilli, Dolph 584	
Karros, Eric 1,601		Hodges, Gil 294		Russell, Bill 2,471		Sciocchia, Mike 567	
At-Bats:		Triples:		Extra-Base Hits:		Slugging Pct. (1,800+ AB):	
Wheat, Zack 8,859		Wheat, Zack 171		Snider, Duke 814		Sheffield, Gary .573	
Reese, Pee Wee 8,058		Davis, Willie 110		Wheat, Zack 766		Piazza, Mike .572	
Davis, Willie 7,495		Myers, Hy 97		Hodges, Gil 703		Herman, Babe .557	
Russell, Bill 7,318		Daubert, Jake 87		Davis, Willie 585		Snider, Duke .553	
Gilliam, Jim 7,119		Snider, Duke 82		Karros, Eric 582		Fournier, Jack .552	
Hodges, Gil 6,881		Hummel, John 82		Garvey, Steve 579		Betts, Mookie .530	
Snider, Duke 6,640		Reese, Pee Wee 80		Furillo, Carl 572		Guerrero, Pedro .512	
Garvey, Steve 6,543		Sheppard, Jimmy 76		Reese, Pee Wee 536		Green, Shawn .510	
Furillo, Carl 6,378		Daly, Tom 76		Ethier, Andre 499		Mondesi, Raul .504	
Wills, Maury 6,156		Johnston, Jimmy 73		Kemp, Matt 476		Seager, Corey .504	
Runs:		Home Runs:		Batting Avg. (1,800+ AB):		Pinch-Hits:	
Reese, Pee Wee 1,338		Snider, Duke 389		Keeler, Wee Willie .360		Hansen, Dave 110	
Wheat, Zack 1,255		Hodges, Gil 361		Herman, Babe .339		Mota, Manny 106	
Snider, Duke 1,199		Karros, Eric 270		Fournier, Jack .337		Gwynn, Chris 52	
Gilliam, Jim 1,163		Campanella, Roy 242		Piazza, Mike .331		Saenz, Olmedo 49	
Hodges, Gil 1,088		Cey, Ron 228		Wheat, Zack .317		Snider, Duke 43	
Davis, Willie 1,004		Garvey, Steve 211		Mota, Manny .315		Webster, Mitch 43	
Robinson, Jackie 947		Kemp, Matt 203		Jones, Fielder .313		Ethier, Andre 40	
Furillo, Carl 895		Furillo, Carl 192		Sheffield, Gary .312		Sharperson, Mike 39	
Griffin, Mike 882		Muncy, Max 190		Robinson, Jackie .311		Hatcher, Mickey 38	
Wills, Maury 876		Piazza, Mike 177		Walker, Dixie .311		Monday, Rick 34	
Hits:		RBIs:		Stolen Bases:			
Wheat, Zack 2,804		Snider, Duke 1,271		Wills, Maury 490			
Reese, Pee Wee 2,170		Hodges, Gil 1,254		Lopes, Davey 418			
Davis, Willie 2,091		Wheat, Zack 1,223		Davis, Willie 335			
Snider, Duke 1,995		Furillo, Carl 1,058		Daly, Tom 298			
Garvey, Steve 1,968		Furillo, Carl 992		Sax, Steve 290			
Russell, Bill 1,926		Garvey, Steve 976		Griffin, Mike 264			
Furillo, Carl 1,910		Karros, Eric 976		Reese, Pee Wee 232			
Gilliam, Jim 1,889		Reese, Pee Wee 885		Sheppard, Jimmy 212			
Hodges, Gil 1,884		Campanella, Roy 856		Gilliam, Jim 203			
Wills, Maury 1,732		Davis, Willie 849		Wheat, Zack 203			
		Cey, Ron 842					

Los Angeles Career Top - 10 Batting

Games:		Doubles:		Total Bases:		Walks:	
Russell, Bill	2,181	Garvey, Steve	333	Davis, Willie	3,094	Cey, Ron	765
Davis, Willie	1,952	Davis, Willie	321	Garvey, Steve	3,004	Gilliam, Jim	631
Garvey, Steve	1,727	Ethier, Andre	303	Karros, Eric	2,740	Lopes, Davey	603
Karros, Eric	1,601	Karros, Eric	302	Russell, Bill	2,471	Scioscia, Mike	567
Wills, Maury	1,593	Russell, Bill	293	Cey, Ron	2,321	Parker, Wes	532
Cey, Ron	1,481	Kemp, Matt	240	Kemp, Matt	2,237	Fairly, Ron	522
Ethier, Andre	1,455	Turner, Justin	235	Ethier, Andre	2,224	Ethier, Andre	519
Scioscia, Mike	1,441	Cey, Ron	223	Wills, Maury	2,045	Karros, Eric	517
Fairly, Ron	1,306	Scioscia, Mike	198	Guerrero, Pedro	1,843	Muncy, Max	511
Parker, Wes	1,288	Parker, Wes	194	Turner, Justin	1,805	Russell, Bill	483
At-Bats:		Triples:		Extra-Base Hits:		Plate Appearances:	
Davis, Willie	7,495	Davis, Willie	110	Davis, Willie	585	Davis, Willie	8,035
Russell, Bill	7,318	Russell, Bill	57	Karros, Eric	582	Russell, Bill	8,021
Garvey, Steve	6,543	Wills, Maury	56	Garvey, Steve	579	Garvey, Steve	7,027
Wills, Maury	6,156	Roseboro, John	44	Ethier, Andre	499	Wills, Maury	6,745
Karros, Eric	6,002	Butler, Brett	41	Kemp, Matt	476	Karros, Eric	6,624
Cey, Ron	5,216	Lopes, Davey	39	Cey, Ron	469	Cey, Ron	6,108
Ethier, Andre	4,800	Mondesi, Raul	37	Turner, Justin	398	Ethier, Andre	5,425
Lopes, Davey	4,590	Garvey, Steve	35	Russell, Bill	396	Lopes, Davey	5,308
Kemp, Matt	4,531	Sax, Steve	35	Mondesi, Raul	390	Scioscia, Mike	5,057
Scioscia, Mike	4,373	Ethier, Andre	34	Guerrero, Pedro	364	Kemp, Matt	5,002
Runs:		Home Runs:		Batting Avg. (1,800+ Ab):		Slugging Pct. (1,800+AB):	
Davis, Willie	1,004	Karros, Eric	270	Piazza, Mike	.331	Sheffield, Gary	.573
Wills, Maury	876	Cey, Ron	228	Mota, Manny	.315	Piazza, Mike	.572
Garvey, Steve	852	Garvey, Steve	211	Sheffield, Gary	.312	Betts, Mookie	.530
Russell, Bill	796	Kemp, Matt	203	Guerrero, Pedro	.309	Guerrero, Pedro	.512
Lopes, Davey	759	Muncy, Max	190	Davis, Tommy	.304	Green, Shawn	.510
Karros, Eric	752	Piazza, Mike	177	Garvey, Steve	.301	Mondesi, Raul	.504
Cey, Ron	715	Guerrero, Pedro	171	Butler, Brett	.298	Seager, Corey	.504
Kemp, Matt	712	Mondesi, Raul	163	Seager, Corey	.297	Howard, Frank	.495
Ethier, Andre	641	Ethier, Andre	162	Turner, Justin	.296	Kemp, Matt	.494
Gilliam, Jim	630	Green, Shawn	162	Kemp, Matt	.292	Turner, Justin	.490
Hits:		RBI:		Stolen Bases:		Pinch-Hits:	
Davis, Willie	2,091	Garvey, Steve	992	Wills, Maury	490	Hansen, Dave	110
Garvey, Steve	1,968	Karros, Eric	976	Lopes, Davey	418	Mota, Manny	106
Russell, Bill	1,926	Davis, Willie	849	Davis, Willie	335	Gwynn, Chris	52
Wills, Maury	1,732	Cey, Ron	842	Sax, Steve	290	Saenz, Olmedo	49
Karros, Eric	1,608	Kemp, Matt	733	Butler, Brett	179	Webster, Mitch	43
Cey, Ron	1,378	Ethier, Andre	687	Kemp, Matt	170	Ethier, Andre	40
Ethier, Andre	1,367	Russell, Bill	627	Russell, Bill	167	Sharperson, Mike	39
Kemp, Matt	1,322	Baker, Dusty	586	Mondesi, Raul	140	Hatcher, Mickey	38
Sax, Steve	1,218	Guerrero, Pedro	585	Pierre, Juan	134	Monday, Rick	34
Lopes, Davey	1,204	Turner, Justin	574	Gordon, Dee	130		



Former first baseman Eric Karros holds the distinction as Los Angeles' home run king (270).

Brooklyn/Los Angeles Career Top 10 - Pitching

Wins:		Games Started:		Complete Games:		Walks:	
Sutton, Don	233	Sutton, Don	533	Kennedy, Brickyard	279	Kennedy, Brickyard	1128
Kershaw, Clayton	212	Drysdale, Don	465	Vance, Dazzy	212	Sutton, Don	996
Drysdale, Don	209	Kershaw, Clayton	429	Grimes, Burleigh	205	Valenzuela, Fernando	915
Vance, Dazzy	190	Osteen, Claude	335	Rucker, Nap	186	Drysdale, Don	855
Kennedy, Brickyard	174	Kennedy, Brickyard	332	Drysdale, Don	167	Koufax, Sandy	817
Koufax, Sandy	165	Vance, Dazzy	326	Pfeffer, Jeff	157	Vance, Dazzy	764
Grimes, Burleigh	158	Valenzuela, Fernando	320	Sutton, Don	156	Grimes, Burleigh	744
Osteen, Claude	147	Koufax, Sandy	314	Koufax, Sandy	137	Martinez, Ramon	704
Valenzuela, Fernando	141	Podres, Johnny	310	Stein, Ed	136	Rucker, Nap	701
Podres, Johnny	136	Hershiser, Orel	309	Mcintyre, Harry	119	Mungo, Van Lingle	697
Losses:		Strikeouts:		Innings Pitched:		Shutouts:	
Sutton, Don	181	Kershaw, Clayton	2,968	Sutton, Don	3,816.1	Sutton, Don	52
Drysdale, Don	166	Sutton, Don	2,696	Drysdale, Don	3,432.1	Drysdale, Don	49
Kennedy, Brickyard	150	Drysdale, Don	2,486	Kennedy, Brickyard	2,857.0	Koufax, Sandy	40
Rucker, Nap	134	Koufax, Sandy	2,396	Vance, Dazzy	2,758.0	Rucker, Nap	38
Vance, Dazzy	131	Vance, Dazzy	1,918	Kershaw, Clayton	2,742.2	Osteen, Claude	34
Osteen, Claude	126	Valenzuela, Fernando	1,759	Grimes, Burleigh	2,425.2	Vance, Dazzy	30
Grimes, Burleigh	121	Hershiser, Orel	1,456	Osteen, Claude	2,397.1	Valenzuela, Fernando	29
Valenzuela, Fernando	116	Podres, Johnny	1,331	Rucker, Nap	2,375.1	Pfeffer, Jeff	25
Hershiser, Orel	107	Martinez, Ramon	1,312	Valenzuela, Fernando	2,348.2	Hershiser, Orel	24
Podres, Johnny	104	Welch, Bob	1,292	Koufax, Sandy	2,324.1	Podres, Johnny	23
Games:		Saves:		Hits:		ERA (1,100+ Innings):	
Jansen, Kenley	702	Jansen, Kenley	350	Sutton, Don	3,291	Pfeffer, Jeff	2.31
Sutton, Don	550	Gagné, Eric	161	Kennedy, Brickyard	3,102	Rucker, Nap	2.42
Drysdale, Don	518	Shaw, Jeff	129	Drysdale, Don	3,084	Kershaw, Clayton	2.50
Brewer, Jim	474	Worrell, Todd	127	Vance, Dazzy	2,579	Koufax, Sandy	2.76
Perranoski, Ron	457	Brewer, Jim	125	Grimes, Burleigh	2,547	Smith, Sherry	2.91
Kershaw, Clayton	432	Perranoski, Ron	101	Osteen, Claude	2,350	Drysdale, Don	2.95
Labine, Clem	425	Howell, Jay	85	Valenzuela, Fernando	2,099	Scanlan, Doc	2.96
Hough, Charlie	401	Broxton, Jonathan	84	Rucker, Nap	2,089	John, Tommy	2.97
Koufax, Sandy	397	Labine, Clem	83	Kershaw, Clayton	2,091	Singer, Bill	3.03
Broxton, Jonathan	386	Saito, Takashi	81	Podres, Johnny	2,009	Osteen, Claude	3.09

Los Angeles Career Top 10 - Pitching

Wins:		Games Started:		Complete Games:		Walks:	
Sutton, Don	233	Sutton, Don	533	Drysdale, Don	156	Sutton, Don	996
Kershaw, Clayton	212	Drysdale, Don	424	Sutton, Don	156	Valenzuela, Fernando	915
Drysdale, Don	187	Kershaw, Clayton	429	Koufax, Sandy	133	Drysdale, Don	763
Koufax, Sandy	156	Osteen, Claude	335	Valenzuela, Fernando	107	Koufax, Sandy	709
Osteen, Claude	147	Valenzuela, Fernando	320	Osteen, Claude	100	Martinez, Ramon	704
Valenzuela, Fernando	141	Hershiser, Orel	309	Hershiser, Orel	65	Kershaw, Clayton	678
Hershiser, Orel	135	Koufax, Sandy	286	Hooton, Burt	61	Hershiser, Orel	667
Martinez, Ramon	123	Welch, Bob	267	Singer, Bill	52	Park, Chan Ho	596
Welch, Bob	115	Hooton, Burt	265	Podres, Johnny	50	Osteen, Claude	568
Hooton, Burt	112	Martinez, Ramon	262	Welch, Bob	47	Welch, Bob	565
Losses:		Strikeouts:		Innings Pitched:		Shutouts:	
Sutton, Don	181	Kershaw, Clayton	2,968	Sutton, Don	3,816.1	Sutton, Don	52
Drysdale, Don	152	Sutton, Don	2,696	Drysdale, Don	3,112.1	Drysdale, Don	45
Osteen, Claude	126	Drysdale, Don	2,283	Kershaw, Clayton	2,742.2	Koufax, Sandy	38
Valenzuela, Fernando	116	Koufax, Sandy	2,214	Osteen, Claude	2,397.1	Osteen, Claude	34
Hershiser, Orel	107	Valenzuela, Fernando	1,759	Valenzuela, Fernando	2,348.2	Valenzuela, Fernando	29
Kershaw, Clayton	94	Hershiser, Orel	1,456	Hershiser, Orel	2,180.2	Hershiser, Orel	24
Welch, Bob	86	Martinez, Ramon	1,312	Koufax, Sandy	2,119.2	Welch, Bob	23
Hooton, Burt	84	Welch, Bob	1,292	Hooton, Burt	1,861.0	Hooton, Burt	22
Koufax, Sandy	77	Nomo, Hideo	1,200	Welch, Bob	1,820.2	Martinez, Ramon	20
Martinez, Ramon	77	Park, Chan Ho	1,177	Martinez, Ramon	1,731.2	Singer, Bill	18
Games:		Saves:		Hits:		ERA (900+ Innings):	
Jansen, Kenley	605	Jansen, Kenley	350	Sutton, Don	3,291	Kershaw, Clayton	2.50
Sutton, Don	550	Gagné, Eric	161	Drysdale, Don	2,792	Koufax, Sandy	2.64
Brewer, Jim	474	Shaw, Jeff	129	Osteen, Claude	2,350	Messersmith, Andy	2.67
Drysdale, Don	459	Worrell, Todd	127	Valenzuela, Fernando	2,099	John, Tommy	2.97
Perranoski, Ron	457	Brewer, Jim	125	Kershaw, Clayton	2,091	Drysdale, Don	2.98
Kershaw, Clayton	432	Perranoski, Ron	101	Hershiser, Orel	1,976	Singer, Bill	3.03
Hough, Charlie	401	Howell, Jay	85	Hooton, Burt	1,659	Osteen, Claude	3.09
Broxton, Jonathan	386	Broxton, Jonathan	84	Welch, Bob	1,631	Sutton, Don	3.09
Hershiser, Orel	353	Saito, Takashi	81	Koufax, Sandy	1,572	Reuss, Jerry	3.11
Osteen, Claude	339	Niedenfuhr, Tom	64	Martinez, Ramon	1,518	Hershiser, Orel	3.12

Brooklyn/Los Angeles Single-Season Top 10 – Batting

At-Bats:

1. Wills, Maury	695 (1962)
2. Izturis, Cesar	670 (2004)
3. Pierre, Juan	668 (2007)
4. Furillo, Carl	667 (1951)
5. Davis, Tommy	665 (1962)
6. Garvey, Steve	659 (1975)
7. Garvey, Steve	658 (1980)
8. Furcal, Rafael	654 (2006)
9. Olson, Ivy	652 (1921)
9. Turner, Trea	652 (2022)

Plate Appearances:

1. Wills, Maury	759 (1962)
2. Reese, Pee Wee	743 (1949)
3. Furcal, Rafael	736 (2006)
4. Ohtani, Shohei	731 (2024)
5. Butler, Brett	730 (1991)
Freeman, Freddie	730 (2023)
7. Pierre, Juan	729 (2007)
8. Izturis, Cesar	728 (2004)
9. Lopes, Davey	726 (1975)
Stanky, Eddie	726 (1945)

Runs:

1. Collins, Hub	148 (1890)
2. Herman, Babe	143 (1930)
3. Griffin, Mike	140 (1895)
Keeler, Willie	140 (1899)
5. Griffin, Mike	136 (1897)
6. Daly, Tom	135 (1894)
7. Ohtani, Shohei	134 (2024)
8. Jones, Fielder	134 (1897)
9. Reese, Pee Wee	132 (1949)
Snider, Duke	132 (1953)

Hits:

1. Herman, Babe	241 (1930)
2. Davis, Tommy	230 (1962)
3. Wheat, Zack	221 (1925)
4. O'doul, Lefty	219 (1932)
5. Herman, Babe	217 (1929)
6. Keeler, Willie	215 (1899)
7. Wheat, Zack	212 (1924)
8. Freeman, Freddie	211 (2023)
9. Garvey, Steve	210 (1975)
Sax, Steve	210 (1986)

Batting Average: (3.1 PA/G)

1. Herman, Babe	.393 (1930)
2. Herman, Babe	.381 (1929)
3. Keeler, Willie	.379 (1899)
4. Wheat, Zack	.375 (1924)
5. O'Doul, Lefty	.368 (1932)
6. Phelps, Babe	.367 (1936)
7. Keeler, Willie	.3623 (1900)
8. Piazza, Mike	.3615 (1997)
9. Wheat, Zack	.359 (1925)
10. Walker, Dixie	.357 (1944)

Singles:

1. Keeler, Willie	187 (1899)
2. Keeler, Willie	179 (1900)
Wills, Maury	179 (1962)
4. Keeler, Willie	176 (1901)
5. Davis, Willie	167 (1962)
6. Wills, Maury	165 (1965)
7. Pierre, Juan	164 (2007)
Stock, Milt	164 (1925)
9. Keeler, Willie	163 (1902)
10. Butler, Brett	162 (1991)

Doubles:

1. Freeman, Freddie	59 (2023)
2. Frederick, John	52 (1929)
3. Green, Shawn	49 (2003)
4. Herman, Babe	48 (1930)
5. Parker, Wes	47 (1970)
Freeman, Freddie	47 (2022)
7. Frederick, John	44 (1930)
Green, Shawn	44 (2000)
Seager, Corey	44 (2019)
10. Herman, Babe	43 (1931)
Galan, Augie	43 (1944)
Sax, Steve	43 (1986)

Triples:

1. Treadway, George	26 (1894)
2. Myers, Hy	22 (1920)
3. Brouthers, Dan	20 (1892)
Corcoran, Tom	20 (1894)
5. Sheekard, Jimmy	19 (1901)
6. Burns, Oyster	18 (1892)
Lumley, Harry	18 (1904)
8. Kelley, Joe	17 (1900)
Reiser, Pete	17 (1941)
Gilliam, Jim	17 (1953)

Home Runs:

1. Ohtani, Shohei	54 (2024)
2. Green, Shawn	49 (2001)
3. Beltré, Adrian	48 (2004)
4. Bellinger, Cody	47 (2019)
5. Snider, Duke	43 (1956)
Sheffield, Gary	43 (2000)
7. Snider, Duke	42 (1953)
Hodges, Gil	42 (1954)
Snider, Duke	42 (1955)
Green, Shawn	42 (2002)

RBI:

1. Davis, Tommy	153 (1962)
2. Campanella, Roy	142 (1953)
3. Snider, Duke	136 (1955)
4. Fournier, Jack	130 (1925)
Herman, Babe	130 (1930)
Hodges, Gil	130 (1954)
Snider, Duke	130 (1954)
Ohtani, Shohei	130 (2024)
9. Burns, Oyster	128 (1890)
10. Wright, Glenn	126 (1930)
Snider, Duke	126 (1953)
Kemp, Matt	126 (2011)

Total Bases:

1. Herman, Babe	416 (1930)
2. Ohtani, Shohei	411 (2024)
3. Snider, Duke	378 (1954)
4. Beltre, Adrian	376 (2004)
5. Snider, Duke	370 (1953)
Green, Shawn	370 (2001)
Freeman, Freddie	361 (2023)
8. Davis, Tommy	356 (1962)
9. Piazza, Mike	355 (1997)
10. Kemp, Matt	353 (2011)

Stolen Bases:

1. Wills, Maury	104 (1962)
2. Wills, Maury	94 (1965)
3. Ward, Monte	88 (1892)
4. Collins, Hub	85 (1890)
5. Lopes, Davey	77 (1975)
6. Sheekard, Jimmy	67 (1903)
7. Griffin, Mike	65 (1891)
8. Strange-Gordon, Dee	64 (2014)
Pierre, Juan	64 (2007)
10. Lopes, Davey	63 (1976)

Walks:

1. Stanky, Eddie	148 (1945)
2. Stanky, Eddie	137 (1946)
3. Camilli, Dolph	119 (1938)
4. Reese, Pee Wee	116 (1949)
5. Galan, Augie	114 (1945)
6. Camilli, Dolph	110 (1939)
Wynn, Jimmy	110 (1975)
8. Butler, Brett	108 (1991)
Wynn, Jimmy	108 (1974)
10. Hodges, Gil	107 (1952)

Slugging Percentage:

1. Herman, Babe	.678 (1930)
2. Snider, Duke	.647 (1954)
3. Ohtani, Shohei	.646 (2024)
4. Sheffield, Gary	.643 (2000)
5. Piazza, Mike	.638 (1997)
6. Bellinger, Cody	.6290 (2019)
7. Beltre, Adrian	.6287 (2004)
8. Snider, Duke	.628 (1955)
9. Snider, Duke	.627 (1953)
10. Herman, Babe	.612 (1929)

On-Base Percentage:

1. Griffin, Mike	.466 (1894)
2. Herman, Babe	.455 (1930)
3. Fournier, Jack	.440 (1952)
4. Griffin, Mike	.442 (1895)
5. Robinson, Jackie	.440 (1952)
6. Sheffield, Gary	.438 (2000)
7. Herman, Babe	.4359 (1929)
8. Stanky, Eddie	.4356 (1946)
9. Moon, Wally	.434 (1960)
10. Walker, Dixie	.434 (1944)

Extra-Base Hits:

1. Ohtani, Shohei	99 (2024)
2. Herman, Babe	94 (1930)
3. Freeman, Freddie	90 (2023)
4. Snider, Duke	89 (1954)
5. Snider, Duke	84 (1953)
Green, Shawn	84 (2001)
Bellinger, Cody	84 (2019)
8. Frederick, John	82 (1929)
Snider, Duke	82 (1955)
10. Beltré, Adrian	80 (2004)
Betts, Mookie	80 (2023)

Pinch-Hits:

1. Hansen, Dave	18 (1993)
2. Webster, Mitch	17 (1992)
3. Gautreaux, Sid	16 (1936)
4. Mota, Manny	15 (1974)
Goodson, Ed	15 (1976)
Mota, Manny	15 (1979)
Hansen, Dave	15 (2000)
Saenz, Olmedo	15 (2004)
Saenz, Olmedo	15 (2006)
10. Mota, Manny	14 (1977)
Whitfield, Terry	14 (1885)
Hatcher, Mickey	14 (1990)
Saenz, Olmedo	14 (2007)
Young, Delwyn	14 (2008)
Loretta, Mark	14 (2009)
Pierre, Juan	14 (2009)

Brooklyn/Los Angeles Single-Season Top 10 - Pitching

Games:

1. Marshall, Mike	106 (1974)
2. Quantrill, Paul	89 (2003)
3. Quantrill, Paul	86 (2002)
4. Beimel, Joe	83 (2007)
5. Broxton, Jonathan	83 (2007)
6. Martin, Tom	80 (2003)
7. Sanchez, Duaner	79 (2005)
8. Hough, Charlie	77 (1976)
Shaw, Jeff	77 (2001)
Gagné, Eric	77 (2002, '03)
Belisario, Ronald	77 (2013)

Games Started:

1. Terry, Bill	44 (1890)
Haddock, George	44 (1892)
Kennedy, Brickyard	44 (1893)
4. Lovett, Tom	43 (1891)
5. Stein, Ed	42 (1892)
Drysdale, Don	42 (1963)
Drysdale, Don	42 (1965)
8. 9 Tied With 41	

Complete Games:

1. Kennedy, Brickyard	40 (1893)
2. Lovett, Tom	39 (1890)
Lovett, Tom	39 (1891)
Haddock, George	39 (1892)
5. Terry, Bill	38 (1890)
Stein, Ed	38 (1892)
Stein, Ed	38 (1894)
Kennedy, Brickyard	38 (1898)
Jones, Oscar	38 (1904)
10. 2 Tied With 36	

Innings:

1. Kennedy, Brickyard	382.2 (1893)
2. Haddock, George	381.1 (1892)
3. Stein, Ed	377.1 (1892)
4. Jones, Oscar	377.0 (1904)
5. Lovett, Tom	372.0 (1890)
6. Terry, Bill	370.0 (1890)
7. Lovett, Tom	365.2 (1891)
8. Kennedy, Brickyard	360.2 (1894)
9. Stein, Ed	359.0 (1894)
10. Donovan, Bill	351.0 (1901)

Wins:

1. Lovett, Tom	30 (1890)
2. Haddock, George	29 (1892)
McGinnity, Joe	29 (1900)
4. Hughes, Jim	28 (1899)
Vance, Dazzy	28 (1924)
6. Stein, Ed	27 (1892)
Stein, Ed	27 (1894)
Newcombe, Don	27 (1956)
Koufax, Sandy	27 (1966)
10. Terry, Bill	26 (1900)
Koufax, Sandy	26 (1965)

Winning Pct. (Min.15 Decisions):

1. Gonsolin, Tony	.941 (16-1) 2022
2. Regan, Phil.	.933 (14-1) 1966
3. Fitzsimmons, F.	.889 (16-2) 1940
4. Roe, Preacher	.880 (22-3) 1951
5. Kershaw, Clayton	.875 (21-3) 2014
6. Urias, Julio	.870 (20-3) 2021
7. Hershiser, Orel	.864 (19-3) 1985
Greinke, Zack	.864 (19-3) 2015
9. Wood, Alex	.842 (16-3) 2017
Perranoski, Ron	.842 (16-3) 1963

Strikeouts:

1. Koufax, Sandy	382 (1965)
2. Koufax, Sandy	317 (1966)
3. Koufax, Sandy	306 (1963)
4. Kershaw, Clayton	301 (2015)
5. Koufax, Sandy	269 (1961)
6. Vance, Dazzy	262 (1924)
7. Drysdale, Don	251 (1963)
8. Kershaw, Clayton	248 (2011)
9. Singer, Bill	247 (1969)
10. Drysdale, Don	246 (1960)

ERA (Min. 1.0 IP Per Team Game):

1. Marquard, Rube	1.58 (1916)
2. Greinke, Zack	1.66 (2015)
3. Garvin, Ned	1.68 (1904)
4. Koufax, Sandy	1.73 (1966)
5. Koufax, Sandy	1.74 (1964)
6. Kershaw, Clayton	1.77 (2014)
7. Kershaw, Clayton	1.83 (2013)
8. Wilhelm, Kaiser	1.87 (1908)
9. Koufax, Sandy	1.88 (1963)
10. Pfeffer, Jeff	1.91 (1916)

Shutouts:

1. Koufax, Sandy	11 (1963)
2. Sutton, Don	9 (1972)
3. Koufax, Sandy	8 (1965)
Drysdale, Don	8 (1968)
Valenzuela, Fernando	8 (1981)
Hershiser, Orel	8 (1988)
Belcher, Tim	8 (1989)
8. 5 Tied With 7	

Saves:

1. Gagné, Eric	55 (2003)
2. Gagné, Eric	52 (2002)
3. Jansen, Kenley	47 (2016)
4. Gagné, Eric	45 (2004)
5. Jansen, Kenley	44 (2014)
Worrell, Todd	44 (1996)
7. Shaw, Jeff	43 (2001)
8. Jansen, Kenley	41 (2017)
9. Saito, Takashi	39 (2007)
10. Jansen, Kenley	38 (2018)



Clayton Kershaw, the 2014 NL MVP, is in the Dodger top 10 for multiple single-season pitching records, including ERA, win percentage and strikeouts.

Los Angeles Single-Season Top 10 – Batting

At-Bats:

1. Wills, Maury	695 (1962)
2. Izturis, Cesar	670 (2004)
3. Pierre, Juan	668 (2007)
4. Davis, Tommy	665 (1962)
5. Garvey, Steve	659 (1975)
6. Garvey, Steve	658 (1980)
7. Furcal, Rafael	654 (2006)
8. Turner, Trea	652 (2022)
9. Wills, Maury	650 (1965)
10. Garvey, Steve	648 (1979)

Runs:

1. Ohtani, Shohei	134 (2024)
2. Freeman, Freddie	131 (2023)
3. Wills, Maury	130 (1962)
4. Betts, Mookie	126 (2023)
5. Green, Shawn	121 (2001)
6. Bellinger, Cody	121 (2019)
7. Davis, Tommy	120 (1962)
8. Betts, Mookie	117 (2022)
9. Freeman, Freddie	117 (2022)
10. Kemp, Matt	115 (2011)

Hits:

1. Davis, Tommy	230 (1962)
2. Freeman, Freddie	211 (2023)
3. Garvey, Steve	210 (1975)
4. Sax, Steve	210 (1986)
5. Wills, Maury	208 (1962)
6. Garvey, Steve	204 (1979)
7. Garvey, Steve	202 (1978)
8. Piazza, Mike	201 (1997)
9. Garvey, Steve	200 (1974)
10. Garvey, Steve	200 (1980)
11. Beltré, Adrian	200 (2004)

Batting Average:

1. Piazza, Mike	.362 (1997)
2. Davis, Tommy	.3458 (1962)
3. Piazza, Mike	.3456 (1995)
4. Guerrero, Pedro	.338 (1987)
5. Piazza, Mike	.336 (1996)
6. Beltré, Adrian	.334 (2004)
7. Sax, Steve	.332 (1986)
8. Freeman, Freddie	.331 (2023)
9. Murray, Eddie	.330 (1990)
10. Moon, Wally	.328 (1961)

Singles:

1. Wills, Maury	179 (1962)
2. Davis, Willie	167 (1962)
3. Wills, Maury	165 (1965)
4. Pierre, Juan	164 (2007)
5. Butler, Brett	162 (1991)
6. Sax, Steve	157 (1986)
7. Buckner, Bill	154 (1976)
8. Wills, Maury	151 (1964)
9. Wills, Maury	150 (1961)
10. Butler, Brett	149 (1993)
11. Wills, Maury	149 (1971)

Doubles:

1. Freeman, Freddie	59 (2023)
2. Green, Shawn	49 (2003)
3. Parker, Wes	47 (1970)
4. Freeman, Freddie	47 (2022)
5. Green, Shawn	44 (2000)
6. Seager, Corey	44 (2019)
7. Sax, Steve	43 (1986)
8. Mondesi, Raúl	42 (1997)
9. Ethier, Andre	42 (2009)
10. González, Adrián	41 (2014)
11. Loney, James	41 (2010)

Triples:

1. Davis, Willie	16 (1970)
2. Gordon, Dee	12 (2014)
3. Lofton, Kenny	12 (2006)
4. Butler, Brett	11 (1992)
5. Moon, Wally	11 (1959)
6. Neal, Charlie	11 (1959)
7. Butler, Brett	10 (1993)
8. Wills, Maury	10 (1961)
9. Davis, Willie	10 (1962)
10. Wills, Maury	10 (1962)
11. Davis, Willie	10 (1968)
12. Davis, Willie	10 (1971)

Home Runs:

1. Ohtani, Shohei	54 (2024)
2. Green, Shawn	49 (2001)
3. Beltré, Adrian	48 (2004)
4. Bellinger, Cody	47 (2019)
5. Sheffield, Gary	43 (2000)
6. Green, Shawn	42 (2002)
7. Piazza, Mike	40 (1997)
8. Bellinger, Cody	39 (2017)
9. Kemp, Matt	39 (2011)
10. Betts, Mookie	39 (2023)

RBI:

1. Davis, Tommy	153 (1962)
2. Ohtani, Shohei	134 (2024)
3. Kemp, Matt	126 (2011)
4. Green, Shawn	125 (2001)
5. Piazza, Mike	124 (1997)
6. Beltré, Adrian	121 (2004)
7. Howard, Frank	119 (1962)
8. González, Adrián	116 (2014)
9. Garvey, Steve	115 (1977)
10. Bellinger, Cody	115 (2019)

Total Bases:

1. Ohtani, Shohei	411 (2024)
2. Beltré, Adrian	376 (2004)
3. Green, Shawn	370 (2001)
4. Freeman, Freddie	361 (2023)
5. Davis, Tommy	356 (1962)
6. Piazza, Mike	355 (1997)
7. Kemp, Matt	353 (2011)
8. Bellinger, Cody	351 (2019)
9. Betts, Mookie	338 (2023)
10. Mondesi, Raúl	333 (1997)

Stolen Bases:

1. Wills, Maury	104 (1962)
2. Wills, Maury	94 (1965)
3. Lopes, Davey	77 (1975)
4. Gordon, Dee	64 (2014)
5. Pierre, Juan	64 (2007)
6. Lopes, Davey	63 (1976)
7. Lopes, Davey	59 (1974)
8. Sax, Steve	56 (1983)
9. Wills, Maury	53 (1964)
10. Young, Eric	51 (1999)

Walks:

1. Wynn, Jimmy	110 (1975)
2. Butler, Brett	108 (1991)
3. Wynn, Jimmy	108 (1974)
4. Smith, Reggie	104 (1977)
5. Sheffield, Gary	104 (1999)
6. Sheffield, Gary	101 (2000)
7. Lopes, Davey	97 (1979)
8. Gilliam, Jim	96 (1959)
9. Gilliam, Jim	96 (1960)
10. Cey, Ron	96 (1978)

Slugging Percentage:

1. Ohtani, Shohei	.646 (2024)
2. Sheffield, Gary	.643 (2000)
3. Piazza, Mike	.638 (1997)
4. Bellinger, Cody	.6290 (2019)
5. Beltré, Adrian	.6288 (2004)
6. Piazza, Mike	.606 (1995)
7. Green, Shawn	.598 (2001)
8. Kemp, Matt	.586 (2011)
9. Seager, Corey	.585 (2020)
10. Sheffield, Gary	.583 (2001)

On-Base Percentage:

1. Sheffield, Gary	.438 (2000)
2. Moon, Wally	.434 (1961)
3. Piazza, Mike	.431 (1997)
4. Smith, Reggie	.427 (1977)
5. Guerrero, Pedro	.4217 (1985)
6. Piazza, Mike	.4216 (1996)
7. Sheffield, Gary	.417 (2001)
8. Guerrero, Pedro	.416 (1987)
9. Turner, Justin	.415 (2017)
10. Murray, Eddie	.414 (1990)

Extra-Base Hits:

1. Ohtani, Shohei	99 (2024)
2. Freeman, Freddie	90 (2023)
3. Green, Shawn	84 (2001)
4. Bellinger, Cody	84 (2019)
5. Beltré, Adrian	80 (2004)
6. Betts, Mookie	80 (2023)
7. Betts, Mookie	78 (2022)
8. Mondesi, Raúl	77 (1997)
9. Ethier, Andre	76 (2009)
10. Kemp, Matt	76 (2011)

Pinch-Hits:

1. Hansen, Dave	18 (1993)
2. Webster, Mitch	17 (1992)
3. Mota, Manny	15 (1974)
4. Goodson, Ed	15 (1976)
5. Mota, Manny	15 (1979)
6. Hansen, Dave	15 (2000)
7. Saenz, Olmedo	15 (2004)
8. Saenz, Olmedo	15 (2006)
9. 7 Players With 14	



Steve Sax's name can be found in several L.A. Dodger single-season record books.

Los Angeles Single-Season Top 10 – Pitching

Games:

1.	Marshall, Mike	106 (1974)
2.	Quantrill, Paul	89 (2003)
3.	Quantrill, Paul	86 (2002)
4.	Beimel, Joe	83 (2007)
	Broxton, Jonathan	83 (2007)
6.	Martin, Tom	80 (2003)
7.	Sanchez, Duaner	79 (2005)
8.	Hough, Charlie	77 (1976)
	Shaw, Jeff	77 (2001)
	Gagné, Eric	77 (2002)
	Gagné, Eric	77 (2003)
	Belisario, Ronald	77 (2013)

Games Started:

1.	Drysdale, Don	42 (1963)
	Drysdale, Don	42 (1965)
3.	Drysdale, Don	41 (1962)
	Koufax, Sandy	41 (1965)
	Koufax, Sandy	41 (1966)
	Osteen, Claude	41 (1969)
	Sutton, Don	41 (1969)
8.	8 Tied With 40	

Complete Games:

1.	Koufax, Sandy	27 (1965)
	Koufax, Sandy	27 (1966)
3.	Drysdale, Don	21 (1964)
4.	Koufax, Sandy	20 (1963)
	Drysdale, Don	20 (1965)
	Valenzuela, Fernando	20 (1986)
7.	Drysdale, Don	19 (1962)
	Messersmith, Andy	19 (1975)
9.	Sutton, Don	18 (1972)
	Valenzuela, Fernando	18 (1982)

Innings:

1.	Koufax, Sandy	335.2 (1965)
2.	Koufax, Sandy	323.0 (1966)
3.	Messersmith, Andy	322.0 (1975)
4.	Drysdale, Don	321.1 (1964)
5.	Osteen, Claude	321.0 (1969)
6.	Singer, Bill	316.0 (1969)
7.	Drysdale, Don	315.1 (1963)
8.	Drysdale, Don	314.1 (1962)
9.	Koufax, Sandy	311.0 (1963)
10.	Drysdale, Don	308.1 (1965)

Wins:

1.	Koufax, Sandy	27 (1966)
2.	Koufax, Sandy	26 (1965)
3.	Drysdale, Don	25 (1962)
	Koufax, Sandy	25 (1963)
5.	Hershiser, Orel	23 (1988)
	Drysdale, Don	23 (1965)
7.	Sutton, Don	21 (1976)
	Valenzuela, Fernando	21 (1986)
	Kershaw, Clayton	21 (2011)
	Kershaw, Clayton	21 (2014)

Winning Pct. (Minimum 15 Decisions):

1.	Gonsolin, Tony	.941 (16-1) 2022
2.	Regan, Phil	.933 (14-1) 1966
3.	Kershaw, Clayton	.875 (21-3) 2014
4.	Urias, Julio	.870 (20-3) 2021
5.	Hershiser, Orel	.864 (19-3) 1985
	Greinke, Zack	.864 (19-3) 2015
7.	Wood, Alex	.842 (16-3) 2017
	Perranoski, Ron	.842 (16-3) 1963
9.	Koufax, Sandy	.833 (25-5) 1963
10.	Kershaw, Clayton	.818 (18-4) 2017

Strikeouts:

1.	Koufax, Sandy	382 (1965)
2.	Koufax, Sandy	317 (1966)
3.	Koufax, Sandy	306 (1963)
4.	Kershaw, Clayton	301 (2015)
5.	Koufax, Sandy	269 (1961)
6.	Drysdale, Don	251 (1963)
7.	Kershaw, Clayton	248 (2011)
8.	Singer, Bill	247 (1969)
9.	Drysdale, Don	246 (1960)
10.	Drysdale, Don	242 (1959)
	Valenzuela, Fernando	242 (1986)

ERA (Min. 1.0 IP Per Team Game):

1.	Greinke, Zack	1.66 (2015)
2.	Koufax, Sandy	1.73 (1966)
3.	Koufax, Sandy	1.74 (1964)
4.	Kershaw, Clayton	1.77 (2014)
5.	Kershaw, Clayton	1.83 (2013)
6.	Koufax, Sandy	1.88 (1963)
7.	Hershiser, Orel	2.03 (1985)
8.	Koufax, Sandy	2.04 (1965)
9.	Sutton, Don	2.08 (1972)
10.	Kershaw, Clayton	2.13 (2015)

Shutouts:

1.	Koufax, Sandy	11 (1963)
2.	Sutton, Don	9 (1972)
3.	Koufax, Sandy	8 (1965)
	Drysdale, Don	8 (1968)
	Valenzuela, Fernando	8 (1981)
	Hershiser, Orel	8 (1988)
	Belcher, Tim	8 (1989)
8.	Koufax, Sandy	7 (1964)
	Drysdale, Don	7 (1965)
	Osteen, Claude	7 (1969)
	Messersmith, Andy	7 (1975)

Saves:

1.	Gagné, Eric	55 (2003)
2.	Gagné, Eric	52 (2002)
3.	Jansen, Kenley	47 (2016)
4.	Gagné, Eric	45 (2004)
5.	Jansen, Kenley	44 (2014)
	Worrell, Todd	44 (1996)
7.	Shaw, Jeff	43 (2001)
8.	Jansen, Kenley	41 (2017)
9.	Saito, Takashi	39 (2007)
10.	Jansen, Kenley	38 (2018)
	Jansen, Kenley	38 (2021)

H I S T O R Y A N D R E C O R D S

Los Angeles Win-Loss Breakdown 1958-2024

	1958	1959	1960	1961	1962	1963	1964	1965	1966	1967	1968	1969	1970	1971	1972	
At Home	39-38	46-32	42-35	45-32	54-29	50-31	41-40	50-31	53-28	42-39	41-40	50-31	39-42	42-39	41-34	
Away	32-45	42-36	40-37	44-33	48-34	49-32	39-42	47-34	42-39	31-50	35-46	35-46	48-32	47-34	44-36	
Day Games	28-42	29-28	30-22	28-21	37-22	32-24	28-27	32-24	32-21	20-29	25-24	21-22	26-19	22-23	19-23	
Night Games	43-41	59-40	52-50	61-44	65-41	67-39	52-55	65-41	63-46	53-60	51-62	64-55	61-55	67-50	66-47	
vs. Right-Handers	61-74	72-56	70-58	71-47	64-44	77-44	56-53	62-36	63-41	52-56	55-56	56-56	60-50	60-46	59-46	
vs. Left-Handers	10-9	16-12	12-14	18-18	38-19	22-19	24-29	35-29	32-26	21-33	21-30	29-21	27-24	29-27	26-24	
One-Run Dec.	19-19	33-22	20-27	33-15	23-18	33-18	24-31	32-28	34-19	23-26	35-33	25-26	22-24	28-18	25-27	
Extra-Inn. Games	8-3	9-8	10-11	13-4	8-5	9-6	4-7	9-10	11-5	10-7	9-4	4-10	10-6	5-5	9-8	
Shutouts	7-3	14-6	13-13	10-8	8-9	24-8	19-11	23-6	20-17	17-15	23-23	20-14	17-11	18-10	23-12	
In April	5-9	11-6	8-7	10-8	13-8	10-11	6-10	10-5	11-7	6-10	9-9	14-7	10-10	13-11	11-4	
May	11-17	14-17	12-14	17-11	21-7	17-9	15-13	19-12	16-11	13-14	14-16	13-11	18-10	13-13	15-12	
June	15-13	18-12	13-14	16-12	17-14	16-12	13-15	17-14	14-14	18-16	17-13	17-11	15-12	17-11	10-16	
July	13-14	15-12	19-7	19-7	20-6	21-10	16-12	15-13	18-10	9-15	7-20	12-17	16-10	13-16	13-14	
August	17-14	14-12	15-15	11-15	17-12	16-12	13-16	14-13	15-15	14-16	11-19	16-12	13-16	15-13	17-11	
Sept. - Oct.	10-16	16-9	15-15	16-12	14-16	19-9	17-16	22-8	21-10	13-18	18-9	13-19	15-16	18-9	19-13	
Before ASG	33-42	47-37	41-38	49-35	58-31	50-33	38-39	51-38	47-36	34-47	41-44	53-41	51-35	49-41	47-42	
After ASG	38-41	41-31	41-34	40-30	44-32	49-30	42-43	46-27	48-31	39-42	35-42	32-36	36-39	40-32	38-28	
At Home	50-31	52-29	49-32	49-32	51-30	54-27	46-35	55-27	33-23	43-38	48-32	40-41	48-33	46-35	40-41	
Away	45-35	50-31	39-42	43-38	47-34	41-40	33-48	37-44	30-24	45-36	43-39	39-42	47-34	27-54	33-48	
Day Games	26-18	32-14	22-23	26-23	26-20	27-24	23-27	27-22	18-13	23-18	20-26	25-27	28-24	24-27	24-27	
Night Games	69-48	70-46	66-51	66-47	72-44	68-43	56-56	65-49	45-34	65-56	71-45	54-56	67-43	49-62	49-62	
vs. Right-Handers	65-40	76-44	64-55	61-55	72-48	65-47	51-63	77-66	55-33	75-67	82-50	57-51	65-49	44-58	52-55	
vs. Left-Handers	30-26	26-16	24-19	31-7	26-16	30-20	28-20	15-5	8-14	13-7	9-21	22-32	30-18	29-31	21-34	
One-Run Dec.	30-23	29-23	29-32	37-25	32-31	28-28	24-26	31-33	16-21	31-27	30-21	34-26	28-20	28-38	19-32	
Extra-Inn. Games	15-7	11-7	8-10	8-10	9-11	3-5	9-7	10-9	8-7	11-12	8-6	10-9	8-11	7-12	9-13	
Shutouts	15-9	19-7	18-7	17-14	13-7	16-8	6-9	19-4	19-5	16-6	12-7	16-15	21-6	14-14	8-16	
In April	11-11	17-6	15-8	10-9	17-3	13-7	10-14	13-7	14-5	10-11	14-6	17-8	11-10	10-13	12-11	
May	19-8	19-8	15-12	18-10	16-12	14-13	16-12	15-11	19-10	15-13	18-8	11-15	12-14	13-13	11-15	
June	21-8	16-10	13-16	14-15	17-11	17-12	7-20	14-14	3-6	16-13	14-14	13-16	15-10	11-16	13-14	
July	15-13	16-13	12-16	13-12	16-12	17-12	12-15	13-14	-	14-12	11-17	11-16	20-70	15-10	10-16	
August	17-12	15-12	17-12	19-10	14-15	18-10	17-11	18-11	12-9	19-10	20-10	11-17	6-11	13-16	10-19	
Sept. - Oct.	12-14	19-11	16-10	18-14	18-11	16-13	17-11	19-14	15-17	14-15	14-16	16-11	21-15	11-21	17-14	
Before ASG	63-37	63-34	49-42	47-39	59-33	50-36	36-57	46-34	36-21	46-42	47-31	45-43	48-37	40-48	39-49	
After ASG	32-29	39-26	39-32	45-31	39-31	45-31	43-26	46-37	27-26	42-32	44-40	34-40	47-30	33-41	34-40	
At Home	45-36	44-37	47-34	54-27	37-44	41-40	33-22	39-33	47-34	47-34	48-33	37-44	44-37	44-37	46-35	
Away	49-31	33-46	39-42	42-42	26-55	40-41	25-34	39-33	43-38	41-40	35-46	40-41	42-39	42-39	46-35	
Day Games	29-19	30-19	19-20	24-21	20-34	20-24	20-14	17-15	26-21	27-19	21-23	25-21	23-22	22-23	29-18	
Night Games	65-48	47-64	67-56	69-48	43-65	61-57	38-42	61-51	64-51	61-55	62-56	52-64	63-54	64-53	63-52	
vs. Right-Handers	68-40	45-57	55-51	55-39	38-62	51-57	43-36	56-48	66-61	62-49	64-60	53-60	67-51	61-58	68-65	
vs. Left-Handers	26-27	32-26	31-35	38-30	25-37	30-24	15-20	22-18	24-11	26-25	19-19	24-25	19-25	25-18	24-15	
One-Run Dec.	28-28	27-31	26-13	29-27	17-40	27-27	28-22	19-25	33-23	19-24	30-24	21-27	25-21	29-29	33-15	
Extra-Inn. Games	7-7	10-7	10-3	9-11	6-7	10-12	9-3	5-6	9-7	9-8	9-8	4-12	9-5	7-6	7-4	
Shutouts	24-10	19-17	12-8	14-8	13-15	9-8	5-7	11-12	9-12	6-6	10-9	6-6	11-11	5-8	15-13	
In April	13-7	11-13	11-10	10-10	9-13	8-15	11-12	3-2	14-14	13-11	14-12	13-10	14-10	15-10	16-10	
May	14-13	14-11	14-13	17-10	13-10	18-8	17-12	11-17	15-12	13-15	17-17	13-14	14-12	15-13	15-13	
June	17-11	12-17	11-15	18-9	9-18	14-13	13-13	18-10	13-14	13-16	13-13	8-17	13-15	13-14	19-8	
July	16-12	12-16	16-11	13-13	12-19	14-13	11-15	13-13	15-11	20-7	17-10	11-18	14-12	18-9	10-16	
August	17-12	13-14	18-12	13-16	10-18	12-15	6-4	16-14	17-10	19-11	11-18	17-11	15-15	12-16	18-10	
Sept. - Oct.	17-12	15-12	16-15	22-11	10-20	15-17	-	17-10	16-11	10-14	15-9	15-15	16-12	13-14	14-13	
Before ASG	48-36	40-47	39-43	49-31	39-49	46-41	46-42	36-36	47-42	45-42	43-44	39-47	44-42	48-40	54-34	
After ASG	46-31	37-36	47-33	44-38	24-50	35-40	12-14	42-30	43-30	43-32	40-35	38-38	42-34	38-36	38-36	
At Home	46-35	49-32	40-41	49-32	43-38	48-33	50-31	45-36	42-39	45-36	47-34	45-36	55-26	53-28	57-24	45-37
Away	39-42	44-37	31-50	39-42	39-42	36-45	45-36	35-46	40-40	41-40	45-36	49-32	37-44	38-43	47-34	47-34
Day Games	26-14	23-22	20-25	27-22	25-22	23-24	27-17	21-22	25-25	29-19	26-17	23-21	25-16	28-16	30-14	28-17
Night Games	59-63	70-47	51-56	61-52	57-58	61-54	68-50	59-60	57-54	58-57	66-53	71-47	67-54	63-55	74-44	64-54
vs. Right-Handers	61-61	70-47	55-69	69-58	56-58	53-57	68-47	57-55	58-59	50-50	66-43	68-52	67-51	69-47	71-43	52-46
vs. Left-Handers	24-16	23-22	16-22	19-16	26-22	31-21	27-20	23-27	24-20	36-26	26-27	26-16	25-19	22-24	33-15	40-25
One-Run Dec.	26-23	31-36	20-23	20-20	26-22	18-24	28-22	26-24	23-21	29-27	25-21	25-20	23-26	22-20	25-19	22-22
Extra-Inn. Games	6-10	11-3	7-5	3-8	9-4	6-12	12-9	9-4	8-3	8-7	10-5	6-12	6-9	6-8	8-4	8-7
Shutouts	17-13	6-12	9-9	10-9	6-11	6-12	7-7	16-17	17-13	10-15	22-9	16-5	21-12	15-12	16-8	11-8
March-April	14-14	14-8	15-8	12-13	15-11	14-13	15-8	9-14	14-14	16-7	13-13	15-12	13-8	12-13	14-12	12-16
May	17-10	13-14	11-17	18-10	16-11	13-15	20-9	20-8	12-16	16-12	10-17	15-15	16-12	16-12	19-9	14-14
June	14-11	12-14	11-16	11-15	14-15	11-16	14-12	14-13	10-16	11-17	15-13	18-10	15-15	16-12	21-7	17-9
July	9-18	21-17	10-17	9-17	12-12	16-10	15-10	11-15	12-13	13-13	19-6	14-10	14-10	15-9	20-3	16-10
August	17-11	17-11	14-14	21-7	13-15	13-16	14-15	14-15	17-11	14-14	23-6	15-13	15-12	15-13	17-10	14-13
Sept. - Oct.	14-13	16-15	10-19	17-12	12-16	17-8	17-13	12-17	17-9	16-13	12-14	17-8	19-13	17-10	13-17	19-9
Before ASG	49-44	48-38	40-48	46-42	49-40	46-49	46-49	56-32	49-39	41-51	47-40	47-47	54-43	51-39	51-40	61

H I S T O R Y A N D R E C O R D S

Los Angeles Team Totals 1958-2024

Figures in parentheses indicate rank in league; T is for tie

	1958	1959	1960	1961	1962	1963	1964	1965	1966	1967	1968	1969
Games	154	156	154	154	165	162	162	162	162	162	162	162
Runs	668 (5)	705 (3T)	662 (4)	735 (2)	842 (2)	640 (6)	614 (8)	608 (8)	606 (8)	519 (9)	470 (10)	645 (7T)
Hits	1297 (6)	1360 (6)	1333 (4)	1358 (7)	1510 (4)	1361 (5)	1375 (7)	1329 (7)	1399 (7)	1285 (10)	1234 (9)	1405 (4)
Stolen Bases	73 (1)	84 (1)	95 (1)	86 (1)	198 (1)	124 (1)	141 (1)	172 (1)	94 (2)	56 (8)	57 (7)	80 (3)
Batting Average	.251 (8)	.257 (6)	.255 (3T)	.262 (5)	.268 (4T)	.251 (4)	.250 (6)	.245 (7)	.256 (5)	.236 (10)	.230 (8)	.254 (4)
Opponent Runs	761 (1)	670 (3)	593 (1T)	697 (6)	697 (6)	550 (1)	572 (2)	521 (1)	490 (1)	595 (5)	509 (3)	561 (3)
Los Angeles HR	172 (2)	148 (5)	126 (5)	157 (5)	140 (5)	110 (7)	79 (9)	78 (10)	108 (8T)	82 (10)	67 (9)	97 (11)
Opponent HR	173 (8)	157 (7)	154 (8)	167 (8)	115 (2)	111 (3)	88 (1)	127 (5)	84 (1)	93 (2)	65 (1)	122 (8)
Staff ERA	4.47 (8)	3.79 (3)	3.40 (1)	4.04 (6)	3.62 (3)	2.85 (1)	2.95 (1)	2.81 (1)	2.62 (1)	3.21 (5)	2.69 (2)	3.09 (3)
Saves	31 (2)	26 (1T)	20 (7)	35 (2)	46 (1)	29 (6)	27 (8)	34 (5T)	35 (3T)	24 (7)	31 (5)	31 (6)
Double Plays	198 (1)	154 (4)	142 (4)	162 (5)	144 (9T)	129 (7)	126 (9)	135 (8)	128 (9)	144 (6)	144 (4T)	130 (11)
Fielding Pct.	.975 (6T)	.981 (1)	.979 (1)	.975 (5T)	.970 (9)	.975 (6T)	.973 (8T)	.979 (2T)	.979 (3)	.975 (8T)	.977 (8)	.980 (2T)

	1970	1971	1972	1973	1974	1975	1976	1977	1978	1979	1980	1981
Games	161	162	155	161	162	162	162	162	162	162	163	110
Runs	749 (4)	663 (4)	584 (7)	675 (6)	798 (1)	648 (8)	608 (9)	769 (3)	727 (1)	739 (2)	663 (6)	450 (4)
Hits	1515 (2)	1469 (3)	1349 (5)	1473 (2)	1510 (2)	1355 (9)	1369 (7)	1484 (6)	1425 (2T)	1443 (7)	1459 (4)	984 (2)
Stolen Bases	138 (1)	76 (5)	82 (5)	109 (3)	149 (2)	138 (2)	144 (3)	114 (7)	137 (5T)	106 (8)	123 (8)	73 (10)
Batting Average	.270 (1T)	.266 (3)	.256 (6)	.263 (2)	.272 (2)	.248 (9)	.251 (6T)	.266 (5T)	.264 (1T)	.263 (7)	.263 (4)	.262 (4)
Opponent Runs	684 (5)	587 (4)	527 (2)	565 (1)	561 (1)	534 (1)	543 (2)	582 (1)	573 (1)	717 (9)	591 (2)	356 (2)
Los Angeles HR	87 (12)	95 (9T)	98 (9T)	110 (10)	561 (1)	534 (1)	543 (2)	582 (1)	573 (1)	717 (9)	591 (2)	356 (2)
Opponent HR	164 (11)	110 (6)	83 (1)	129 (2)	112 (8)	104 (8)	97 (8T)	119 (4)	107 (6)	101 (3)	105 (7)	54 (3)
Staff ERA	3.82 (5)	3.23 (3T)	2.78 (1)	3.00 (1)	2.97 (1)	2.92 (1)	3.02 (2)	3.22 (1)	3.12 (1)	3.83 (7)	3.24 (2)	3.01 (2)
Saves	42 (3)	33 (3)	29 (6)	38 (6T)	23 (5)	21 (11)	28 (7)	39 (4T)	38 (4T)	34 (6T)	42 (2)	24 (5T)
Double Plays	135 (10)	159 (5)	145 (6)	166 (2)	122 (12)	106 (12)	154 (5)	160 (3)	138 (7)	123 (11T)	149 (5T)	101 (6)
Fielding Percentage	.978 (4T)	.979 (6T)	.974 (10T)	.981 (2T)	.975 (7T)	.979 (2T)	.980 (3)	.981 (2T)	.978 (4T)	.981 (2)	.981 (2T)	.980 (3T)

	1982	1983	1984	1985	1986	1987	1988	1989	1990	1991	1992	1993
Games	162	162	162	162	162	162	162	160	162	162	162	162
Runs	691 (4)	654 (8)	580 (12)	682 (5)	638 (9)	635 (12)	628 (6T)	554 (12)	728 (3)	665 (5)	548 (12)	675 (12)
Hits	1477 (2)	1358 (8)	1313 (12)	1432 (3)	1373 (9)	1389 (11)	1346 (6)	1313 (11)	1436 (4)	1366 (5T)	1333 (10)	1458 (8)
Stolen Bases	151 (5T)	166 (3)	109 (10)	136 (5)	155 (5)	128 (9)	131 (6)	81 (12)	141 (6)	126 (5)	142 (3)	126 (5)
Batting Average	.264 (2T)	.250 (7T)	.244 (11T)	.261 (2T)	.251 (9)	.252 (12)	.248 (5T)	.240 (10)	.262 (4)	.253 (6)	.248 (9)	.261 (10)
Opponent Runs	612 (2)	609 (1)	600 (3)	579 (3)	679 (5)	675 (2)	544 (2)	536 (1)	685 (7)	565 (1)	636 (7)	662 (4)
Los Angeles HR	138 (2)	146 (1)	102 (8)	129 (4)	130 (7)	125 (8)	99 (8)	89 (11)	129 (6)	108 (9)	72 (12)	130 (10)
Opponent HR	81 (1)	97 (2T)	76 (1)	102 (3)	115 (2)	130 (2)	84 (2)	95 (2)	137 (11)	96 (1)	82 (1)	103 (2)
Staff ERA	3.26 (1)	3.10 (1)	3.17 (2)	2.96 (1)	3.76 (5)	3.72 (2)	2.96 (2)	2.95 (1)	3.72 (7)	3.06 (1)	3.41 (6)	3.50 (3)
Saves	28 (12)	40 (8)	27 (11)	36 (8)	25 (12)	32 (11T)	49 (1)	36 (9)	29 (12)	40 (7T)	29 (12)	36 (10)
Double Plays	131 (9)	132 (8)	146 (6)	131 (11)	118 (11)	144 (6)	126 (11)	153 (1)	123 (10)	126 (8)	136 (5)	141 (9T)
Fielding Percentage	.979 (5T)	.974 (11)	.975 (10T)	.974 (12)	.971 (12)	.975 (12)	.977 (10)	.981 (3)	.979 (6T)	.980 (7)	.972 (12)	.979 (7T)

	1994	1995	1996	1997	1998	1999	2000	2001	2002	2003	2004	2005
Games	114	144	162	162	162	162	162	160	162	162	162	162
Runs	532 (7)	634 (10)	703 (12)	742 (7)	669 (12)	793 (11)	798 (8)	758 (8)	713 (7)	574 (16)	761 (9)	685 (12)
Hits	1055 (6)	1303 (7)	1396 (13)	1488 (4)	1374 (14)	1480 (9)	1408 (14)	1399 (11)	1464 (5)	1328 (15)	1450 (9)	1374 (15)
Stolen Bases	74 (8)	127 (5)	124 (6)	131 (7T)	137 (3)	167 (2)	95 (9)	89 (8T)	96 (6)	80 (6)	102 (5) 58 (15)Batting	
Average	.270 (6)	.264 (7)	.252 (13)	.268 (4)	.252 (13)	.266 (10)	.257 (12)	.255 (11)	.264 (5)	.243 (16)	.262 (10)	.253 (15)
Opponent Runs	509 (7)	609 (2)	652 (2)	645 (2)	678 (5)	787 (8)	729 (2)	744 (7)	643 (3)	556 (1)	684 (4)	755 (12)
Los Angeles HR	115 (7)	140 (7)	150 (6)	174 (2T)	159 (8T)	187 (8)	211 (4)	206 (6)	155 (11)	124 (15)	203 (4)	149 (11)
Opponent HR	90 (2)	125 (3)	125 (3)	163 (9)	135 (2)	192 (10)	176 (7)	184 (7)	165 (9)	127 (1)	178 (10)	182 (12)
Staff ERA	4.17 (9)	3.66 (2)	3.46 (1)	3.62 (4T)	3.81 (5)	4.45 (7)	4.10 (2)	4.25 (8)	3.69 (3)	3.16 (1)	4.01 (4)	4.38 (12)
Saves	20 (14)	37 (7)	50 (2)	45 (3T)	47 (3)	37 (11)	36 (11)	46 (5T)	56 (2)	58 (1)	51 (3)	40 (9)
Double Plays	104 (9)	120 (10T)	143 (12T)	104 (14)	154 (8)	137 (12)	151 (7T)	138 (9T)	134 (15)	164 (2)	145 (8)	141 (11)
Fielding Percentage	.980 (8T)	.976 (14)	.980 (5T)	.981 (8)	.978 (13)	.978 (12T)	.978 (13T)	.981 (12T)	.985 (3T)	.981 (10T)	.988 (1)	.983 (10)

	2006	2007	2008	2009	2010	2011	2012	2013	2014	2015	2016	2017	2018
Games	162	162	162	162	162	161	162	162	162	162	162	162	163
Runs	820 (4)	735 (10)	700 (13)	780 (4)	667 (11)	644 (9)	637 (13)	649 (7)	718 (2)	667 (8)	725 (7)	770 (6)	804 (1)
Hits	1552 (1)	1544 (4)	1455 (6)	1511 (1)	1368 (10)	1395 (9)	1369 (9)	1447 (4)	1476 (2)	1346 (13)	1376 (11)	1347 (13)	1394 (7)
Stolen Bases	128 (2)	137 (3)	126 (4)	116 (3)	92 (8T)	126 (4)	104 (8)	78 (7T)	138 (1)	59 (13)	45 (13)	77 (8T)	75 (9)
Batting Average	.276 (1)	.275 (2T)	.264 (5)	.270 (1)	.252 (10)	.257 (6)	.252 (8)	.264 (3)	.265 (2)	.250 (10)	.249 (11)	.249 (11T)	.250 (8)
Opponent Runs	751 (4)	727 (4)	648 (1)	611 (1T)	692 (8)	612 (5)	597 (3)	582 (3)	617 (7)	595 (2)	638 (5)	580 (1)	610 (1)
Los Angeles HR	153 (15)	129 (15)	137 (13)	145 (11)	120 (15)	117 (12)	116 (15)	138 (10)	134 (6)	187 (1)	189 (8)	221 (4)	235 (1)
Opponent HR	152 (1)	146 (3)	123 (1)	127 (3)	134 (3T)	132 (6)	122 (1)	127 (4T)	142 (11)	145 (5T)	165 (7)	184 (5)	179 (9)
Staff ERA	4.23 (4)	4.20 (16)	3.68 (1)	3.41 (1)	4.01 (8)	3.54 (5)	3.34 (2T)	3.25 (2)	3.40 (4)	3.44 (5)	3.70 (5)	3.38 (1)	3.38 (1)
Saves	40 (7)	43 (5)	35 (11)	44 (4)	41 (5T)	40 (12T)	40 (10)	46 (4)	47 (4)	47 (5)	47 (4)	51 (2)	48 (3)
Double Plays	174 (2)	160 (4)	124 (8)	134 (12T)	124 (14)	211 (6)	138 (7)	160 (3)	145 (7T)	133 (11)	101 (15)	131 (13)	111 (15)
Fielding Percentage	.982 (10T)	.981 (14)	.984 (7)	.986 (4)	.984 (6T)	.986 (3)	.984 (5)	.982 (12)	.983 (9T)	.988 (1)	.986 (3)	.985 (5T)	.983 (9T)

	2019	2020	2021	2022	2023	2024
Games	162	60	162	162	162	162
Runs	886 (1)	349 (1)	830 (1)	847 (1)	906 (2)	842 (2)
Hits	1414 (7)	523 (5)	1330 (5)	1418 (2)	1422 (3)	1423 (3)
Stolen Bases	57 (11)	29 (T6)	65 (9)	98 (5)	105 (11)	136 (6)
Batting Average	.527 (1)	.256 (8)	.244 (5)	.257 (2)	.257 (3)	.258 (3)
Opponent Runs	613 (1)	213 (1)	561 (1)	513 (1)	699 (3)	686 (6)
Los Angeles HR	279 (1)	118 (1)	237 (3)	212 (3)	249 (2)	233 (1)
Opponent HR	185 (1)	66 (1)	161 (3)	152 (5)	200 (12)	198 (14)
Staff ERA	3.37 (1)	3.02 (1)	3.01 (1)	2.80 (1)	4.06 (5)	3.90 (7)
Saves	44 (6T)	15 (4)	56 (T-1)	43 (T-5)	44 (T-7th)	50 (3)
Double Plays	118 (13)	6 (3)	94 (15)	119 (12)	139 (7)	119 (11)
Fielding Percentage	.962 (12)	.951 (7)	.985 (8)	.986 (T-7)	.989 (4)	.985 (9)

Los Angeles Batting Leaders 1958-2024

Year	Games	Runs	Hits	Singles	Doubles	Triples
1958	Gilliam (147)	Neal (87)	Gilliam (145)	Gilliam (113)	Gilliam (25)	Roseboro (9)
1959	Neal (151)	Neal (103)	Neal (177)	Gilliam (131)	Neal (30)	Moon, Neal (11)
1960	Gilliam (151)	Gilliam (96)	Wills (152)	Wills (135)	Larker (26)	Moon (6)
1961	Wills (148)	Wills (105)	Wills (173)	Wills (150)	Gilliam (26)	Wills (10)
1962	Wills (165) ***	Wills (130)	T. Davis (230)*	Wills (179)*	T. Davis (27)	Wills, W. Davis (10)
1963	W. Davis (156)	Wills (83)	T. Davis (181)	T. Davis (143)	Gilliam (27)	W. Davis (8)
1964	Wills (158)	W. Davis (91)	W. Davis (180)	Wills (151)	Roseboro (24)	W. Davis (7)
1965	Wills, Fairly (158)	Wills (92)	Wills (186)	Wills (165)*	Fairly (28)	Wills, Parker (7)
1966	Parker (156)	W. Davis (74)	W. Davis (177)	Wills (145)	W. Davis (31)	W. Davis (6)
1967	Fairly (153)	W. Davis (65)	W. Davis (146)	W. Davis (102)	Fairly (19)	W. Davis (9)
1968	W. Davis (160)	W. Davis (86)	W. Davis (161)	W. Davis (120)	Haller (27)	W. Davis (10)
1969	Sizemore (159)	Parker (76)	Sizemore (160)	Sizemore (131)	Davis, Parker (23)	W. Davis, Wills (8)
1970	Parker (161)*	W. Davis, Grabarkewitz (92)	Parker (196)	Parker (135)	Parker (47)*	W. Davis (16)*
1971	W. Davis (158)	W. Davis (84)	W. Davis (198)	Wills (149)	W. Davis (33)	W. Davis (10)
1972	W. Davis (149)	W. Davis (81)	W. Davis (178)	W. Davis (130)	W. Davis (22)	W. Davis (7)
1973	Russell (162)*	Ferguson (84)	W. Davis (171)	Buckner, Russell (130)	W. Davis (29)	W. Davis (9)
1974	Russell (160)	Wynn (104)	Garvey (200)	Garvey (144)	Garvey (32)	Paciorek, Russell (6)
1975	Garvey (160)	Lopes (108)	Garvey (210)	Garvey (148)	Garvey (38)	Garvey (6)
1976	Garvey (162)	Garvey (85)	Garvey (200)	Buckner (154)	Garvey (37)	Lopes (7)
1977	Garvey (162)*	Smith (104)	Garvey (192)	Russell (138)	Russell (28)	Russell (6)
1978	Garvey (162) *	Lopes (93)	Garvey (202)*	Russell (140)	Garvey (36)	Garvey (9)
1979	Garvey (162)	Lopes (109)	Garvey (204)	Garvey (143)	Garvey (32)	Lopes (6)
1980	Garvey (163)*	Cey (81)	Garvey (200)*	Garvey (146)	Garvey (27)	Baker, Law (4)
1981	Garvey (110) *	Garvey (63)	Baker (128)	Baker (99)	Garvey (23)	Landreaux (4)
1982	Garvey (162) *	Sax (88)	Sax (180)	Sax (146)	Garvey (35)	Sax, Landreaux (7)
1983	Guerrero (160)	Sax (94)	Sax (175)	Sax (147)	Guerrero (28)	Guerrero, Thomas (6)
1984	Sax (145)	Guerrero (85)	Guerrero (162)	Guerrero (113)	Guerrero (29)	Landreaux (5)
1985	Landreaux (147)	Guerrero (99)	Guerrero (156)	Sax (123)	Marshall (27)	Duncan (6)
1986	Sax (157)	Sax (91)	Sax (210)	Sax (157)	Sax (43)	Sax (4)
1987	Sax (157)	Guerrero (89)	Guerrero (184)	Sax (136)	Scioscia, Shelby (26)	Sax (7)
1988	Sax (160)	Gibson (106)	Sax (175)	Sax (147)*	Gibson (28)	Shelby (6)
1989	Murray (160)	Murray (66)	Randolph (155)	Randolph (136)	Hamilton (35)	Gibson, Gonzalez, Griffin, Hatcher (2)
1990	Murray (155)	Murray (96)	Murray (184)	Murray (133)	Brooks (28)	Harris (4)
1991	Butler (161)*	Butler (182)	Butler (182)	Butler (162)*	Murray (23)	Samuel (6)
1992	Butler (157)	Butler (86)	Butler (171)	Butler (143)*	Karros (30)	Butler (11)
1993	Karros, Offerman (157)	Piazza (81)	Butler (181)	Butler (149)*	Snyder (33)	Butler (10)
1994	Wallach (113)	Butler (79)	Mondesi (133)	Butler (101)	Mondesi (27)	Butler (9)
1995	Karros (143)	Mondesi (91)	Karros (164)	Piazza (101)	Karros (29)	Mondesi, Offerman (6)
1996	Mondesi (157)	Mondesi (98)	Mondesi (188)	Piazza (132)	Mondesi (40)	DeShields (8)
1997	Karros (162)*	Piazza (104)	Piazza (201)	Piazza (128)	Mondesi (42)	Guerrero (9)
1998	Mondesi (148)	Mondesi (85)	Mondesi (162)	Karros (106)	Mondesi (26)	Mondesi (5)
1999	Mondesi (159)	Sheffield (103)	Karros (176)	Grudzielanek (124)	Karros (40)	Beltre, Mondesi, Grudzielanek (5)
2000	Green (162)*	Sheffield (105)	Grudzielanek (172)	Grudzielanek (124)	Green (44)	Grudzielanek, Cora (6)
2001	Green (161)	Green (124)	Green (184)	Green (100)	Green (31)	Goodwin (5)
2002	Beltre (159)	Green (110)	Green (166)	Lo Duca (114)	Lo Duca (38)	Roberts (7)
2003	Green (160)	Green (84)	Green (171)	Izturis, Lo Duca (112)	Green (49)	Izturis (6)
2004	Izturis (159)	Beltre (104)	Beltre (200)	Izturis (148)	Izturis, Beltre (32)	Izturis (9)
2005	Kent (149)	Kent (100)	Kent (160)	Kent (95)	Kent (36)	Repko (3)
2006	Furcal (159)	Furcal (113)	Furcal (196)	Furcal (140)	Drew (34)	Lofton (12)
2007	Pierre (162)	Pierre (96)	Pierre (196)	Pierre (164)	Kent (36)	Pierre (8)
2008	Loney (161)	Kemp (93)	Kemp (176)	Loney (118)	Ethier, Kemp (38)	Loney (6)
2009	Ethier (160)	Kemp (97)	Kemp (180)	Furcal (123)	Ethier (42)	Pierre (8)
2010	Kemp (162)	Kemp (82)	Loney (157)	Loney (104)	Loney (41)	Furcal (7)
2011	Kemp (161)	Kemp (115)	Kemp (195)	Kemp (119)	Kemp (33)	Carroll, Gwynn (6)
2012	Ethier (149)	Ethier (79)	Ethier (158)	Ethier (101)	Ethier (36)	Gwynn (4)
2013	Gonzalez (157)	Gonzalez (69)	Gonzalez (171)	Gonzalez (117)	Ethier (33)	Crawford (3)
2014	Gonzalez (159)	Gordon/Puig (92)	Gordon (176)	Gordon (138)	Gonzalez (41)	Gordon (12)
2015	Gonzalez (156)	Gonzalez (76)	Gonzalez (157)	Kendrick (104)	Gonzalez (33)	Ethier (7)
2016	Seager (157)	Seager (105)	Seager (193)	Seager (122)	Seager (40)	Seager (5)
2017	Puig (152)	Bellinger (87)	Seager (159)	Seager (104)	Taylor (34)	Taylor (5)
2018	Bellinger (162)	Taylor (85)	Bellinger (145)	Kemp (88)	Taylor (35)	Taylor (8)
2019	Bellinger (156)	Bellinger (121)	Bellinger (170)	Turner (88)	Seager (44)+	Taylor (4)
2020	Muncy (58)	Betts (47)	Seager (65)	Betts (38)	Seager (12)	Taylor (2)
2021	J. Turner (151)	Muncy (95)	J. Turner (148)	J. Turner (99)	Betts (29)	Lux, Taylor (4)
2022	T. Turner (160)	Betts/Freeman (117)	Freeman (199)	T. Turner (130)	Freeman (47)	Lux (7)
2023	Freeman (161)	Freeman (131)	Freeman (211)	Freeman (121)	Freeman (59)	Vargas (4)
2024	Ohtani (159)	Ohtani (134)	Ohtani (197)	Ohtani (98)	Ohtani (38)	Ohtani (7)

All-Time Wills (165) Ohtani (134) T. Davis (230) Wills (179) Freeman (59) W. Davis (16)

*League Leader ***Major League Record *Tied for League Lead †All-Time Dodger Record

H I S T O R Y A N D R E C O R D S

Los Angeles Batting Leaders 1958-2024

Year	Home Runs	Total Bases	RBI	Base on Balls	Hit by Pitch	Strikeouts
1958	Neal, Hodges (22)	Neal (207)	Furillo (83)	Gilliam (78)	Neal (5)	Zimmer (92)
1959	Hodges (25)	Neal (286)	Snider (88)	Gilliam (96)*	Demeter (6)	Hodges (92)
1960	Howard (23)	Moon (212)	Larker (78)	Gilliam (96)	Roseboro (4)	Howard (108)
1961	Roseboro (18)	Moon (234)	Moon (88)	Moon (89)	W. Davis (5)	Moon (79)
1962	Howard (31)	T. Davis (356)	T. Davis (153) *	Gilliam (93)	Roseboro (7)	Howard (108)
1963	Howard (28)	T. Davis (254)	T. Davis (88)	Gilliam (60)	T. Davis, Howard (4)	Howard (116)
1964	Howard (24)	W. Davis (253)	T. Davis (86)	Fairly (65)	Roseboro, T. Davis (4)	Howard (113)
1965	Lefebvre, Johnson (12)	Wills (214)	Fairly (70)	Fairly (76)	Johnson (16)	Parker (95)
1966	Lefebvre (24)	W. Davis (253)	Lefebvre (74)	Parker (69)	Johnson (14)	Parker (83)
1967	Ferrara (16)	W. Davis (209)	Fairly (55)	Parker (65)	Hunt (10)	Parker (83)
1968	Gabrielson (10)	W. Davis (226)	Haller (53)	Parker (49)	Fairly (4)	W. Davis (88)
1969	Kosco (19)	W. Davis (227)	Kosco (74)	Parker (56)	Sizemore (5)	Sudakis (94)
1970	Grabarkewitz (17)	Parker (281)	Parker (111)	Grabarkewitz (95)	Grabarkewitz (6)	Grabarkewitz (149)
1971	Allen (23)	W. Davis (281)	Allen (90)	Allen (93)	Buckner (5)	Allen (113)
1972	W. Davis, Robinson (19)	W. Davis (271)	W. Davis (79)	Parker (62)	Mota (5)	Robinson (76)
1973	Ferguson (25)	W. Davis (266)	Ferguson (88)	Ferguson (87)	W. Davis, Lopes (5)	Crawford (91)
1974	Wynn (32)	Garvey (301)	Garvey (111)	Wynn (108)	Cey (7)	Wynn (104)
1975	Cey (25)	Garvey (314)	Cey (101)	Wynn (110)	Yeager (8)	Lopes (93)
1976	Cey (23)	Garvey (284)	Cey, Garvey (80)	Cey (89)	Yeager (7)	Yeager (84)
1977	Garvey (33)	Garvey (322)	Garvey (115)	Smith (104)	Baker (6)	Monday (100)
1978	Smith (29)	Garvey (319)	Garvey (113)	Cey (96)	Cey (7)	Monday (109)
1979	Cey, Garvey, Lopes (28)	Garvey (322)	Garvey (110)	Lopes (97)	Lopes (4)	Lopes (88)
1980	Baker (29)	Garvey (307)	Garvey (106)	Cey (69)	Cey (5)	Cey (92)
1981	Cey (13)	Baker (178)	Garvey (64)	Cey (40)	Scioscia (4)	Guerrero (57)
1982	Guerrero (32)	Guerrero (308)	Guerrero (100)	Guerrero (65)	Guerrero (5)	Cey (99)
1983	Guerrero (32)	Guerrero (310)	Guerrero (103)	Brock (83)	Marshall (5)	Marshall (127)
1984	Marshall (21)	Guerrero (247)	Guerrero (72)	Scioscia (52)	Marshall (5)	Guerrero (105)
1985	Guerrero (33)	Guerrero (281)	Marshall (95)	Guerrero (83)	Guerrero (6)	Marshall (137)
1986	Stubbs (23)	Sax (279)	Madlock (60)	Scioscia (62)	Madlock (5)	Stubbs (107)
1987	Guerrero (27)	Guerrero (294)	Guerrero (89)	Guerrero (74)	Guerrero, Trevino, Marshall (4)	Shelby (97)
1988	Gibson (25)	Gibson (262)	Marshall (82)	Gibson (73)	Gibson, Marshall (7)	Shelby (128)
1989	Murray (20)	Murray (238)	Murray (88)	Murray (87)	Marshall (5)	Shelby (92)
1990	Daniels (27)	Murray (290)	Murray (95)	Murray (82)	Brooks (6)	Samuel (126)
1991	Strawberry (28)	Strawberry (234)	Strawberry (99)	Butler (108)*	Carter (7)	Samuel (136)
1992	Karros (20)	Karros (232)	Karros (88)	Butler (95)	Hernandez (4)	Karros (103)
1993	Piazza (35)	Piazza (307)	Piazza (112)	Butler (86)	Hernandez (5)	Snyder (147)
1994	Piazza (24)	Mondesi (224)	Piazza (92)	Butler (68)	Wallach (4)	Wallach (80)
1995	Karros, Piazza (32)	Karros (295)	Karros (105)	Offerman (69)	4 tied with 4	Karros (115)
1996	Piazza (36)	Mondesi (314)	Karros (111)	Piazza (81)	Mondesi (5)	DeShields (124)
1997	Piazza (40)	Piazza (355)	Piazza (124)	Zeile (85)	Zeile, Mondesi (6)	Gagne (120)
1998	Mondesi (30)	Mondesi (288)	Mondesi (90)	Sheffield (69)	Sheffield (6)	Mondesi (112)
1999	Karros, Sheffield (34)	Karros (318)	Karros (112)	Sheffield (101)	Grudzielanek (10)	Mondesi (134)
2000	Sheffield (43)	Sheffield (322)	Sheffield (109)	Sheffield (101)	Grudzielanek (9)	Karros (122)
2001	Green (49)	Green (370)	Green (125)	Sheffield (94)	Grudzielanek (11)	Green, Grissom (107)
2002	Green (42)	Green (320)	Green (114)	Green (93)	Lo Duca (10)	Green (112)
2003	Beltre (23)	Green (281)	Green (85)	Green (68)	Kinkade (16)	Green (112)
2004	Beltre (48)*	Beltre (376)	Beltre (121)	Bradley, Green (71)	Cora (18)	Bradley (123)
2005	Kent (29)	Kent (213)	Kent (105)	Kent (72)	Kent/Choi (8)	Werth (114)
2006	Drew, Garciaparra (20)	Furcal (291)	Drew (100)	Drew (89)	Kent/Garciaparra (8)	Drew (106)
2007	Kent (20)	Martin (253)	Martin (87)	Martin (67)	Martin (7)	Martin (89)
2008	Ethier (20)	Kemp (278)	Loney (90)	Martin (90)	Kent (7)	Kemp (153)
2009	Ethier (31)	Ethier (303)	Ethier (106)	Ethier (72)	Ethier (13)	Kemp (139)
2010	Kemp (28)	Kemp (271)	Kemp (89)	Ethier (59)	Blake (8)	Kemp (170)
2011	Kemp (39)	Kemp (353)	Kemp (126)	Kemp (74)	Kemp, Uribe (6)	Kemp (159)
2012	Kemp (23)	Ethier (256)	Ethier (89)	A. Ellis (65)	Ethier (9)	Ethier (124)
2013	Gonzalez (22)	Gonzalez (269)	Gonzalez (100)	Ethier (61)	Puig (11)	Gonzalez (98)
2014	Gonzalez (27)	Gonzalez (285)	Gonzalez (116)	Puig (67)	Puig (12)	Kemp (145)
2015	Gonzalez (28)	Gonzalez (274)	Gonzalez (90)	Pederson (92)	Turner (13)	Pederson (170)
2016	Grandal/Turner (27)	Seager (321)	Gonzalez/Turner (90)	Grandal (64)	Uttley (11)	Seager (133)
2017	Bellinger (39)	Bellinger (279)	Bellinger (97)	Forsythe (69)	Turner (19)	Bellinger (146)
2018	Muncy (35)	Bellinger (262)	Kemp (85)	Muncy (79)	Turner (12)	Taylor (178)
2019	Bellinger (47)	Bellinger (351)*	Bellinger (115)	Bellinger (95)	Turner (14)	Muncy (149)
2020	Pollock/Betts (16)	Seager (124)	Seager (41)	Muncy (39)	Turner (6)	Muncy (60)
2021	Muncy (36)	Muncy (262)	Muncy (94)	Muncy (83)	Smith (18)	Taylor (167)
2022	Betts (35)	Freeman (313)	Free/T. Turner (100)	Muncy (90)	Smith (10)	Taylor (160)
2023	Betts (39)	Freeman (361)*	Betts (107)	Betts (96)	Freeman (16)	Outman (181)
2024	Ohtani (54)	Ohtani (411)	Ohtani (130)	Ohtani (81)	Freeman (10)	Hernández (188)

All-Time Ohtani (54)

Ohtani (411)

T. Davis (153)

Wynn (110)

Turner (19)

Hernández (188)

*League Leader ***Major League Record †Tied for League Lead ‡All-Time Dodger Record

Los Angeles Batting Leaders 1958-2024

Year	Stolen Bases	Sacrifice Flies	Sacrifice Hits	Batting Average	On-Base Pct.	Slugging Pct.
1958	Gilliam (18)	Furillo (7)	Zimmer (9)	Snider (.312)	Gilliam (.352)	Snider (.505)
1959	Gilliam (23)	Demeter (5)	Neal (21)*	Snider (.308)	Moon (.394)	Snider (.535)
1960	Wills (50)*	Larker (9)	Neal (14)	Larker (.323)	Moon (.383)	Howard (.464)
1961	Wills (35)*	Roseboro (6)	Wills (13)*	Moon (.328)	Moon (.434)*	Snider (.562)
1962	Wills (104) *	T. Davis, W. Davis (8)	Gilliam (15)*	T. Davis (.346)*	T. Davis (.374)*	Howard (.560)
1963	Wills (40)*	T. Davis, Roseboro (7)	Gilliam (12)	T. Davis (.326)*	T. Davis (.359)	Howard (.518)
1964	Wills (53)*	Howard (7)	Drysdale (14)	W. Davis (.294)	Fairly (.349)	Howard (.432)
1965	Wills (94)*	W. Davis (7)	Parker (19)*	Wills (.286)	Fairly (.361)	Johnson (.391)
1966	Wills (38)	W. Davis, Lefebvre (5)	Wills (13)	W. Davis (.284)	Parker (.351)	Fairly (.464)
1967	W. Davis (20)	Fairly (8)	Parker (10)	Ferrara (.277)	Parker (.358)	Ferrara (.467)
1968	W. Davis (36)	Haller (9)	Parker (12)	Haller (.285)	Haller (.345)	Gabrielson (.428)
1969	Wills (25)	Parker (6)	Mota (12)	Mota (.322)	W. Davis (.356)	W. Davis (.455)
1970	W. Davis (38)	Parker (8)	Mota (12)	Parker (.319)	Grabarkewitz (.399)	Parker (.457)
1971	W. Davis (20)	Parker (8)	Mota (9)	W. Davis (.309)	Allen (.395)	Allen (.468)
1972	W. Davis (20)	W. Davis (7)	Sutton (11)	Mota (.323)	Parker (.367)	W. Davis (.441)
1973	Lopes (36)	Ferguson (10)	Russell (9)	Mota (.314)	Crawford (.396)	McMullen (.482)
1974	Lopes (59)	Wynn (11)	Russell (11)	Buckner (.314)	Wynn (.387)	Wynn (.497)
1975	Lopes (77)*	Cey (8)	Lopes (13)	Garvey (.319)	Wynn (.403)	Garvey (.476)
1976	Lopes (63)*	Garvey (9)	Hooton (13)	Garvey (.317)	Cey (.386)	Cey (.462)
1977	Lopes (47)	Cey, Smith (7)	Hooton (14)	Smith (.307)	Smith (.427)*	Smith (.576)
1978	Lopes (45)	Smith (13)*	Hooton (18)	Garvey (.316)	Smith (.382)	Smith (.559)
1979	Lopes (44)	Garvey (6)	Russell (14)	Garvey (.315)	Cey (.389)	Cey (.499)
1980	Law (40)	Baker (12)	Hooton (14)	Garvey (.304)	Cey (.342)	Smith (.508)
1981	Lopes (20)	Baker (5)	Four tied (7)	Baker (.320)	Cey (.372)	Cey (.474)
1982	Sax (49)	Garvey, Baker (9)	Reuss (16)	Guerrero (.304)	Guerrero (.378)	Guerrero (.536)
1983	Sax (56)	Baker (7)	Russell, Valenzuela (12)	Guerrero (.298)	Guerrero (.373)	Guerrero (.531)
1984	Sax (34)	Guerrero (8)	Three tied (8)	Guerrero (.303)	Guerrero (.358)	Guerrero (.462)
1985	Duncan (38)	Landreaux (8)	Duncan (13)	Guerrero (.320)	Guerrero (.422)*	Guerrero (.577)*
1986	Duncan (48)	Madlock (6)	Hershiser (10)	Sax (.332)	Sax (.390)	Sax (.441)
1987	Sax (37)	Shelby (9)	Hershiser (10)	Guerrero (.338)	Guerrero (.416)	Guerrero (.539)
1988	Sax (42)	Gibson (7)	Hershiser (19)	Gibson (.290)	Gibson (.377)	Gibson (.483)
1989	Gibson (12)	Murray (7)	Griffin (11)	Randolph (.282)	Randolph (.366)	Marshall (.408)
1990	Samuel (38)	Brooks (11)	Sharperson (8)	Murray (.330)	Murray (.414)	Daniels (.531)
1991	Butler (38)	Murray (8)	Harris (12)	Butler (.296)	Butler (.401)	Strawberry (.491)
1992	Butler (41)	Benzinger, Karros, Webster (5)	Butler (24)	Butler (.309)	Butler (.413)	Karros (.426)
1993	Butler (39)	Wallach (9)	Offerman (25)	Piazza (.318)	Butler (.387)	Piazza (.561)
1994	Butler, DeShields (27)	Karros (11)	Butler (7)	Piazza (.319)	Butler (.411)	Piazza (.541)
1995	DeShields (39)	Kelly, Mondesi (7)	Offerman (10)	Piazza (.346)	Piazza (.400)	Piazza (.606)
1996	DeShields (48)	Karros (8)	Castro, Gagne (4)	Piazza (.336)	Piazza (.422)	Piazza (.563)
1997	Mondesi (32)	Karros (9)	Butler (15)	Piazza (.362)	Piazza (.431)	Piazza (.538)
1998	Young (42)	Karros, Sheffield (7)	Vizcaino (10)	Karros (.296)	Young (.355)	Mondesi (.497)
1999	Young (51)	Sheffield (9)	Brown (13)	Grudzielanek (.326)	Sheffield (.407)	Karros (.550)
2000	Green (24)	Karros (12)	Brown (14)	Sheffield (.325)	Sheffield (.438)	Sheffield (.643)
2001	Goodwin (22)	Lo Duca (9)	Park, Prokopec (7)	Lo Duca (.320)	Sheffield (.417)	Green (.598)
2002	Roberts (45)	Beltre (6)	Izturis, Perez (10)	Green (.285)	Green (.385)	Green (.558)
2003	Roberts (40)	Beltre, Green (6)	Cora (11)	Brabner (.282)	Green (.355)	Green (.460)
2004	Roberts (33)	Ross (5)	Cora, Izturis (12)	Beltre (.334)	Beltre (.388)	Beltre (.629)
2005	Werth/A. Perez (11)	Ledee (6)	Penny/Lowe (9)	A. Perez (.297)	Kent (.377)	Kent (.512)
2006	Furcal (37)	Drew/Ethier (6)	Lowe (10)	Ethier (.308)	Drew (.393)	Garciaparra (.505)
2007	Pierre (64)	Ethier (8)	Pierre (23)	Kent (.302)	Kent (.375)	Kent (.500)
2008	Pierre (40)	Ethier, Loney (7)	Kershaw (9)	Ethier (.305)	Martin (.385)	Ethier (.510)
2009	Kemp (34)	Blake (10)	4 tied with 9	Kemp (.297)	Loney (.357)	Ethier (.508)
2010	Furcal (22)	Kemp (9)	Kershaw (18)	Ethier (.292)	Ethier (.364)	Ethier (.493)
2011	Kemp (40)	Kemp (7)	Kershaw (11)	Ethier (.324)	Kemp (.399)	Kemp (.586)
2012	Gordon (32)	Rivera (6)	Kershaw (14)	Ethier (.284)	Ellis (.373)	Ethier (.460)
2013	Crawford (15)	Gonzalez (10)	Kershaw (9)	Gonzalez (.293)	Ethier (.360)	Gonzalez (.461)
2014	Gordon (64)	Gonzalez (11)	Ryu (8)	Puig (.296)	Puig (.382)	Kemp (.506)
2015	Rollins (12)	Turner (4)	Anderson (9)	Kendrick (.295)	Gonzalez (.349)	Gonzalez (.480)
2016	Kendrick (10)	Turner (8)	Maeda (8)	Seager (.308)	Seager (.365)	Seager (.512)
2017	Taylor (17)	Turner (7)	Kershaw (6)	Turner (.322)	Turner (.415)	Bellinger (.581)
2018	Puig (15)	Kemp (7)	Maeda (8)	Turner (.312)	Grandal (.349)	Muncy (.582)
2019	Bellinger (15)	Verdugo (6)	Kershaw (15)*	Bellinger (.305)	Bellinger (.406)	Bellinger (.629)
2020	Betts (10)	Muncy, Pollock, Seager (2)	Barnes (2)	Turner (.307)	Taylor (.366)	Rios (.645)
2021	Taylor (13)	Smith (11)	Urias (10)	Seager (.306)	Muncy (.368)	Pollock (.536)
2022	T. Turner (27)	J. Turner (8)	Barnes (2)	Freeman (.325)	Freeman (.407)*	Betts (.533)
2023	Freeman (23)	Smith (12)*	Rojas (2)	Freeman (.331)	Freeman (.410)	Betts (.579)
2024	Ohtani (59)	Freeman, Smith (8)	Four tied (2)	Ohtani (.310)	Ohtani (.390)	Ohtani (.646)
All-Time	Wills (104)	Smith (12)	Offerman (25)	Piazza (.362)	Sheffield (.438)	Ohtani (.646)

*League Leader ***Major League Record *Tied for League Lead †All-Time Dodger Record

H I S T O R Y A N D R E C O R D S

Los Angeles Pitching Leaders 1958-2024

Year	Games	Games Started	Complete Games	Innings Pitched	Strikeouts	Base on Balls
1958	Labine (52)	Podres (31)	Podres (10)	Drysdale (212)	Podres (143)	Koufax (105)
1959	Labine (56)	Drysdale (36)	Drysdale (15)	Drysdale (271)	Drysdale (242)*	Drysdale (93)
1960	Roebuck (58)	Drysdale (36)	Drysdale (15)	Drysdale (269)	Drysdale (246)*	Koufax (100)
1961	Perranoski, Sherry (53)	Drysdale (37)	Koufax (15)	Koufax (256)	Koufax (269)*	Williams (108)
1962	Perranoski (70)*	Drysdale (41)*	Drysdale (19)	Drysdale (314.1)*	Drysdale (234)*	Williams (95)
1963	Perranoski (69)*	Drysdale (42)*	Koufax (20)	Drysdale (315.1)	Koufax (306)*	Miller (68)
1964	R. Miller (74)*	Drysdale (40)*	Drysdale (21)	Drysdale (312.1)*	Drysdale (237)	Drysdale (68)
1965	Miller (61)	Drysdale (42)*	Koufax (27)*	Koufax (335.2)*	Koufax (382)	Osteen (78)
1966	Regan (65)	Koufax (41)	Koufax (27)*	Koufax (323)*	Koufax (317)*	Koufax (77)
1967	Perranoski (70)	Osteen (39)	Osteen (14)	Osteen (288)	Drysdale (196)	Singer (61)
1968	Brewer (54)	Osteen, Singer (36)	Drysdale, Singer (12)	Singer (226)	Singer (227)	Singer (78)
1969	Mikkelsen (48)	Osteen, Sutton (41)	Singer, Osteen (16)	Osteen (321)	Singer (247)	Sutton (91)
1970	Brewer (58)	Sutton (38)	Sutton (11)	Sutton (260)	Sutton (201)	Foster (81)
1971	Brewer (55)	Osteen (38)	Downing, Sutton (12)	Sutton (265)	Sutton (194)	Downing (84)
1972	Brewer (51)	Osteen, Sutton (33)	Sutton (18)	Sutton (273)	Sutton (207)	Osteen (69)
1973	Brewer (56)	Messersmith, Osteen, Sutton (33)	Sutton (14)	Sutton (256.1)	Sutton (200)	Messersmith (77)
1974	Marshall (106) ***	Sutton (40)	Messersmith (13)	Messersmith (292.1)	Messersmith (221)	Messersmith (94)
1975	Marshall (57)	Messersmith (40)*	Messersmith (19)*	Messersmith (322)*	Messersmith (213)	Messersmith (96)
1976	Hough (77)	Sutton (34)	Sutton (15)	Sutton (267.2)	Sutton (161)	Sutton (82)
1977	Hough (70)	Sutton (33)	John (11)	Sutton (240.1)	Hooton (153)	Hough (70)
1978	Hough (55)	Sutton (34)	Sutton (12)	Sutton (238.1)	Sutton (154)	Rau (68)
1979	Hough (42)	Sutton (32)	Hooton (12)	Sutcliffe (242)	Sutton (146)	Sutcliffe (97)
1980	Castillo (61)	Hooton (33)	Reuss (10)	Reuss (229)	Welch (141)	Welch (79)
1981	Howe (41)	Valenzuela (25)	Valenzuela (11)*	Valenzuela (192)*	Valenzuela (180)*	Valenzuela (61)
1982	Howe (66)	Valenzuela, Reuss (37)	Valenzuela (18)	Valenzuela (285)	Valenzuela (199)	Valenzuela (83)
1983	Niedenfuier (66)	Valenzuela (35)	Valenzuela (9)	Valenzuela (257)	Valenzuela (189)	Valenzuela (99)
1984	Zachry (58)	Valenzuela (34)	Valenzuela (12)	Valenzuela (261)	Valenzuela (240)	Valenzuela (106)
1985	Niedenfuier (64)	Valenzuela (35)	Valenzuela (14)	Valenzuela (272.1)	Valenzuela (208)	Valenzuela (101)
1986	Howell (62)	Hershiser (35)	Valenzuela (20)*	Valenzuela (269.1)	Valenzuela (242)	Hershiser (86)
1987	Holton (53)	Hershiser, Welch (35)	Valenzuela (12)	Hershiser (264.2)	Welch (196)	Valenzuela (124)
1988	Peña (60)	Hershiser, Leary (34)	Hershiser (15)	Hershiser (257)*	Leary (180)	Hershiser (73)
1989	Howell (56)	Hershiser (33)	Belcher (10)	Hershiser (266.2)	Belcher (200)	Valenzuela (98)
1990	Crews (66)	R. Martinez, Morgan, Valenzuela (33)	R. Martinez (12)*	R. Martinez (234.1)	R. Martinez (223)	Valenzuela (77)
1991	Crews (60)	Belcher, R. Martinez, Morgan (33)	R. Martinez (6)	Morgan (236.1)	Belcher (156)	Belcher (75)
1992	Gott (68)	Hershiser (33)	Candiotti (6)	Hershiser (210.2)	Gross (158)	Ojeda (81)
1993	P. Martinez (65)	Hershiser (33)	Hershiser (5)	Hershiser (215.2)	Gross (150)	R. Martinez (104)
1994	Worrell (38)	R. Martinez (24)	Candiotti (5)	R. Martinez (170.0)	Gross (124)	R. Martinez (56)
1995	Worrell (59)	Candiotti, R. Martinez (30)	Valdes (6)	R. Martinez (206.1)	Nomo (236)	R. Martinez (81)
1996	Osuna (73)	Nomo, Valdes (33)	Nomo (3)	Nomo (228.1)	Nomo (234)	R. Martinez (86)
1997	Radinsky (75)	Nomo (33)	Park (2)	Nomo (207.1)	Nomo (233)	Nomo (92)
1998	Radinsky (62)	Park (34)	Perez (4)	Park (220.2)	Park (191)	Park (97)
1999	Borbon (70)	Brown (35)	Brown (5)	Brown (252.1)	Brown (221)	Park (100)
2000	Adams (66)	Park (34)	Brown (5)	Brown (230.0)	Park (217)	Park (124)
2001	Shaw (77)	Park (35)	Park (2)	Park (234.0)	Park (218)	Park (91)
2002	Quantrill (86)	Nomo (34)	Perez (4)	Perez (222.1)	Nomo (193)	Ishii (106)
2003	Quantrill (89)*	Nomo (33)	Nomo (2)	Nomo (218.1)	Brown (185)	Ishii (101)
2004	Gagné (70)	Weaver (34)	Ishii (2)	Weaver (220.0)	Weaver (153)	Ishii (95)
2005	Sanchez (79)	Lowe (35)	Weaver (3)	Weaver (224.0)	Weaver (157)	Lowe (55)
2006	Saito (72)	Lowe (34)	Lowe (1)	Lowe (218.0)	Penny (148)	Billingsley (58)
2007	Beimel, Broxton (83)	Penny (33)	Lowe (3)	Penny (208.0)	Lowe (147)	Penny (73)
2008	Beimel (71)	Lowe (34)	Kuroda (2)	Lowe (211.0)	Billingsley (201)	Billingsley (80)
2009	Broxton, Troncoso (73)	Wolf (34)	Stults (1)	Wolf (214.1)	Kershaw (185)	Kershaw (91)
2010	Sherrill (65)	Kershaw (32)	4 tied with 1	Kershaw (204.1)	Kershaw (212)	Kershaw (81)
2011	Guerrier (70)	Kershaw, Lilly (33)	Kershaw (5)	Kershaw (233.1)	Kershaw (248)	Billingsley (84)
2012	Belisario (68)	Capuano/Kershaw (33)	Kershaw (2)	Kershaw (227.2)	Kershaw (229)	Harang (85)
2013	Belisario (77)	Kershaw (33)	Kershaw (3)	Kershaw (236.0)	Kershaw (232)	Kershaw (52)
2014	Howell/Jansen (68)	Greinke/Haren (32)	Kershaw (6)	Greinke (202.1)	Kershaw (239)	Greinke (43)
2015	Howell (65)	Kershaw (33)	Kershaw (4)	Kershaw (232.2)	Kershaw (301)	Anderson (46)
2016	Blanton (75)	Maeda (32)	Kershaw (3)	Maeda (175.2)	Maeda (179)	Kazmir (52)
2017	Baez (66)	Kershaw (27)	Hill/Kershaw (1)	Kershaw (175.0)	Kershaw (202)	Hill (49)
2018	Alexander (73)	Wood (27)	None	Kershaw (161.1)	Kershaw (155)	Maeda (43)
2019	Baez (71)	Buehler (30)	Buehler (2)	Ryu 9182.2)	Buehler (215)	Maeda (51)
2020	Jansen/Treinen (27)	Kershaw, May, Urias (10)	None	Kershaw (58.1)	Kershaw (62)	Urias (18)
2021	Treinen (72)	Buehler (33)	Bauer (1)	Buehler (207.2)	Buehler (212)	Buehler (52)
2022	Phillips (64)	Urias (31)	Buehler (1)	Anderson (178.2)	Urias (166)	Urias (41)
2023	Graterol/Ferguson (68)	Kershaw (24)	None	Kershaw (131.2)	Kershaw (137)	Kershaw/Gonsolin (40)
2024	Vesia (67)	Stone (25)	Stone (1)	Stone (140.1)	Glasnow (168)	Paxton (48)

All-Time Marshall (106) Drysdale 42 (Twice) Koufax 27 (Twice) Koufax (335.2) Koufax (382) Valenzuela/Park (124)
Record *League Leader ***Major League Record *Tied for League Lead †All-Time Dodger Record

H I S T O R Y A N D R E C O R D S

Los Angeles Pitching Leaders 1958-2024

Year	Shutouts	Saves	Wins	Losses	Winning Pct. (15+ decisions)	ERA (90+ innings)
1958	Podres, Williams (2)	Labine (14)	Podres (13)	Podres (15)	Williams (.563)	Podres (3.73)
1959	Craig, Drysdale (4)	Labine (8)	Drysdale (17)	Drysdale (13)	Craig (.688)	Drysdale (3.45)
1960	Drysdale (5)	Roebuck (8)	Drysdale (15)	Drysdale (14)	Sherry, Williams (.583)	Drysdale (2.84)
1961	Drysdale (3)	L. Sherry (15)	Koufax, Podres (18)	Koufax (13)	Podres (.783)*	Koufax (3.52)
1962	Drysdale, Koufax (2)	Perranoski (19)	Drysdale (25)*	Podres (13)	Drysdale (.735)	Koufax (2.54)*
1963	Koufax (11)*	Perranoski (21)	Koufax (25)	Drysdale (17)	Perranoski (.842)*	Koufax (1.88)*
1964	Koufax (7)*	Perranoski (10)	Koufax (19)	Drysdale (16)	Koufax (.792)*	Koufax (1.74)*
1965	Koufax (8)	Perranoski (11)	Koufax (26)*	Osteen (15)	Koufax (.765)*	Koufax (2.04)*
1966	Koufax (5)	Regan (21)*	Koufax (27)*	Drysdale (16)	Regan (.933)*	Koufax (1.73)*
1967	Osteen (5)	Perranoski (12)	Osteen (17)	Osteen (17)	Singer (.600)	Perranoski (2.45)
1968	Drysdale (8)	Brewer (14)	Drysdale (14)	Osteen (18)	Drysdale (.538)	Drysdale (2.15)
1969	Osteen (7)	Brewer (20)	Singer, Osteen (20)	Sutton (18)	Singer (.625)	Singer (2.34)
1970	Osteen, Sutton (4)	Brewer (24)	Osteen (16)	Osteen (14)	Sutton (.536)	Brewer, Vance (3.13)
1971	Downing (5)	Brewer (22)	Downing (20)	Singer (17)	Downing (.690)	Brewer (1.89)
1972	Sutton (9)*	Brewer (17)	Osteen (20)	Singer (16)	John (.688)	Sutton (2.08)
1973	Messersmith, Osteen, Sutton (3)	Brewer (20)	Sutton (18)	Osteen (11)	John (.696)*	Sutton (2.42)
1974	Sutton (5)	Marshall (21)	Messersmith (20)	Marshall (12)	John (.813)*	Marshall (2.42)
1975	Messersmith (7)*	Marshall (13)	Messersmith (19)	Marshall, Messersmith (14)	Hooton (.720)	Messersmith (2.29)
1976	Hooton, Sutton (4)	Hough (18)	Sutton (21)	Hooton (15)	Rhoden (.800)*	Hough (2.20)
1977	John, Sutton (3)	Hough (22)	Hough (20)	Hough (12)	John (.741)	Hooton (2.62)
1978	Hooton, Rhoden, Welch (3)	Forster (22)	Hooton (19)	Sutton (11)	Hooton (.655)	Welch (2.03)
1979	Hooton, Rau, Reuss, Sutcliffe, Sutton (1)	Castillo (7)	Sutcliffe (17)	Sutton (15)	Sutcliffe (.630)	Hooton (2.97)
1980	Reuss (6)*	Howe (17)	Reuss (18)	Goltz (11)	Reuss (.750)	Sutton (2.21)*
1981	Valenzuela (8)*	Howe (8)	Valenzuela (13)	Goltz, Valenzuela (7)	Reuss (.714)	Hooton (2.28)
1982	Reuss, Valenzuela (4)	Howe (13)	Valenzuela (19)	Valenzuela (13)	Reuss (.621)	Howe (2.08)
1983	Valenzuela (4)	Howe (18)	Valenzuela, Welch (15)	Welch (12)	Valenzuela (.600)	Welch (2.65)
1984	Peña, Hershiser (4)	Niedenfuier (11)	Welch (13)	Valenzuela (17)	Peña (.667)	Peña (2.48)*
1985	Hershiser, Valenzuela (5)	Niedenfuier (19)	Hershiser (19)	Honeycutt (12)	Hershiser (.864)	Hershiser (2.03)
1986	Valenzuela, Welch (3)	Howell (12)	Valenzuela (21)*	Hershiser (14)	Valenzuela (.656)	Valenzuela (3.14)
1987	Welch (4)	Peña, Young (11)	Hershiser (16)	Hershiser (16)	Welch (.825)	Hershiser (3.06)
1988	Hershiser (8)*	J. Howell (21)	Hershiser (23)	Leary (11)	Hershiser (.742)	Peña (1.91)
1989	Belcher (8)*	J. Howell (28)	Belcher, Hershiser (15)	Hershiser (15)	Hershiser (.555)	Hershiser (2.31)
1990	Morgan (4)	J. Howell (16)	R. Martinez (20)	Morgan (15)	R. Martinez (.769)	Crews (2.77)
1991	R. Martinez (4)	J. Howell (16)	R. Martinez (17)	R. Martinez (13)	Morgan (.583)	Belcher (2.62)
1992	Astacio (4)	McDowell (14)	Candiotti (11)	Candiotti, Hershiser (15)	Candiotti (.423)	Candiotti (3.00)
1993	R. Martinez (3)	Gott (25)	Astacio (14)	Hershiser (14)	P. Martinez (.667)	P. Martinez (2.61)
1994	R. Martinez (3)	Worrell (11)	R. Martinez (12)	Astacio (8)	R. Martinez (.631)	Gross (3.60)
1995	Nomo (3)	Worrell (32)	R. Martinez (17)	Candiotti (14)	R. Martinez (.708)	Nomo (2.54)
1996	R. Martinez, Nomo (2)	Worrell (44)	Nomo (16)	Candiotti, Nomo (11)	R. Martinez (.714)	Nomo (3.19)
1997	Astacio (1)	Worrell (35)	Nomo, Park (14)	Nomo (12)	R. Martinez (.667)	Valdes (2.65)
1998	Perez, Valdes (2)	Shaw (25)	Park (15)	Dreifort (12)	Park (.625)	R. Martinez (2.83)
1999	Brown, Dreifort, Valdes (1)	Shaw (34)	Brown (18)	Dreifort (13)	Brown (.667)	Brown (3.00)
2000	Brown, Park, Dreifort (1)	Shaw (27)	Park (18)	Park (10)	Brown (.684)	Brown (2.58)*
2001	Park (1)	Shaw (43)	Park (15)	Park (11)	Adams (.600)	Brown (2.65)
2002	Perez (2)	Gagné (52)	Perez (15)	Ashby (13)	Nomo (.727)	Perez (3.00)
2003	Nomo (2)	Gagné (55)	Nomo (16)	Nomo (13)	Brown (.607)	Mota (1.97)
2004	Ishii (2)	Gagné (45)	Ishii, Lima, Weaver (13)	Lowee (13)	Lima (.722)	Perez (3.25)
2005	Lowe/Weaver (2)	Brazoban (21)	Weaver (14)	Weaver (15)	Carrara (.636)	Lowe (3.61)
2006	None	Saito (24)	Lowe/Penny (16)	Penny (9)	Lowe (.667)	Lowe (3.63)
2007	None	Saito (39)	Penny (16)	Lowee (14)	Penny (.800)	Penny (3.03)
2008	Kuroda (2)	Saito (18)	Billingsley (16)	Lowee (11)	Billingsley (.615)	Billingsley (3.14)
2009	Stults (1)	Broxton (36)	Billingsley (12)	Billingsley (11)	Wolf (.611)	Kershaw (2.79)
2010	4 Tied With 1	Broxton (22)	Kershaw (13)	Kuroda (13)	Kershaw (.565)	Kershaw (2.91)
2011	Kershaw (2)	Guerra (21)	Kershaw (21)	Kuroda (16)	Kershaw (.808)	Kershaw (2.28)
2012	Kershaw (2)	Jansen (25)	Kershaw (14)	Capuano (12)	Kershaw (.609)	Kershaw (2.53)
2013	Kershaw (2)	Jansen (28)	Kershaw (21)	Kershaw (9)	Greinke (.789)	Kershaw (1.83)
2014	Kershaw (2)	Jansen (44)	Kershaw (16)	Haren (11)	Kershaw (.875)	Kershaw (1.77)
2015	Kershaw (3)	Jansen (36)	Greinke (19)	Anderson (9)	Greinke (.864)	Greinke (1.66)
2016	Kershaw (3)	Jansen (47)	Maeda (16)	Maeda (11)	Kershaw (.750)	Kershaw (1.69)
2017	None	Jansen (41)	Kershaw (18)	Ryu (9)	Wood (.842)	Kershaw (2.31)
2018	None	Jansen (38)	Hill (11)	Maeda (10)	Hill (.688)	Buehler (2.62)
2019	Ryu (1)	Jansen (33)	Kershaw (16)	Maeda (8)	Buehler (.778)*	Ryu (2.32)*
2020	None	Jansen (11)	Kershaw (6)	Tejedor (3)	None	None
2021	None	Jansen (38)	Urias (20)	Kershaw (8)	Urias (.870)	Buehler (2.47)
2022	Buehler (1)	Kimbrel (22)	Urias (17)	Urias/Kimbrel (7)	Gonsolin (.941)	Gonsolin (2.14)
2023	None	Phillips (24)	Kershaw (13)	Urias (8)	Miller (.733)	Kershaw (2.46)
2024	Stone (1)*	Phillips (18)	Stone (11)	Buehler, Glasnow (6)	Stone (.688)	Yamamoto (3.00)
All-Time Record	Koufax (11) *League Leader	Gagné (55) ***Major League Record	Koufax (27) *Tied For League Lead	Osteen, Sutton (18) †All-Time Dodger Record	Gonsolin (.941)	Greinke (1.66)

H I S T O R Y A N D R E C O R D S

Los Angeles Career Game Leaders By Position

First Base		Third Base:		Catcher:		Pitcher:	
1. Eric Karros	1,579	1. Ron Cey	1,468	1. Mike Scioscia	1,395	1. Kenley Jansen	701
2. Steve Garvey	1,470	2. Adrian Beltre	957	2. John Roseboro	1,199	2. Don Sutton	550
3. Wes Parker	1,108	3. Justin Turner	885	3. Steve Yeager	1,181	3. Jim Brewer	474
4. James Loney	860	4. Jim Gilliam	761	4. Russell Martin	701	4. Don Drysdale	459
5. Adrián González	704	5. Jeff Hamilton	389	5. Mike Piazza	700	5. Ron Perranoski	457
Second Base:		Shortstop:		Outfield:		Designated Hitter:	
1. Davey Lopes	1,150	1. Bill Russell	1,746	1. Willie Davis	1,906	1. Shohei Ohtani	159
2. Steve Sax	1,070	2. Maury Wills	1,497	2. Andre Ethier	1,321	2. J.D. Martinez	109
3. Jim Lefebvre	613	3. Rafael Furcal	608	3. Matt Kemp	1,201	3. Justin Turner	90
4. Charlie Neal	523	4. Corey Seager	606	4. Dusty Baker	1,092	4. Will Smith	49
5. Jeff Kent	497	5. Jose Offerman	571	5. Raul Mondesi	899	5. Max Muncy	39

Los Angeles Team Home Run Totals

Year	Dodgers			Opponents			Dodgers			Opponents			
	At LA	Away	Totals	At LA	Home	Totals	Year	At LA	Away	Totals	At LA	Home	Totals
1958	92	80	172	101	72	173	1992	26	46	72	33	49	82
1959	82	66	148	90	67	157	1993	66	64	130	48	55	103
1960	89	37	126	97	57	154	1994	47	68	115	49	41	90
1961	83	74	157	109	58	167	1995	62	78	140	48	77	125
1962	47	93	140	39	76	115	1996	62	88	150	49	76	125
1963	42	68	110	43	68	111	1997	85	89	174	76	87	163
1964	26	53	79	38	50	88	1998	78	81	159	65	70	135
1965	26	52	78	41	86	127	1999	92	95	187	102	90	192
1966	43	65	108	36	48	84	2000	108	103	211	85	91	176
1967	36	46	82	35	58	93	2001	94	112	206	95	89	184
1968	25	42	67	24	41	65	2002	73	82	155	86	79	165
1969	40	57	97	55	67	122	2003	68	56	124	72	55	127
1970	34	53	87	82	82	164	2004	100	103	203	87	86	173
1971	43	52	95	56	54	110	2005	80	69	149	90	92	182
1972	46	52	98	37	46	83	2006	88	65	153	78	74	152
1973	63	47	110	62	67	129	2007	69	60	129	72	74	146
1974	68	71	139	51	61	112	2008	71	66	137	49	74	123
1975	64	54	118	52	52	104	2009	70	75	145	57	70	127
1976	42	49	91	48	49	97	2010	61	59	120	67	67	134
1977	96	95	191	65	54	119	2011	53	64	117	67	65	132
1978	78	71	149	59	48	107	2012	59	57	116	67	55	122
1979	106	77	183	55	46	101	2013	65	73	138	65	62	125
1980	82	66	148	58	47	105	2014	71	63	134	81	61	142
1981	38	44	82	33	21	54	2015	97	90	187	69	76	145
1982	57	81	138	35	46	81	2016	101	88	189	68	97	165
1983	74	72	146	49	48	97	2017	115	106	221	88	96	184
1984	49	53	102	40	36	76	2018	119	116	235	95	84	179
1985	47	82	129	54	48	102	2019	143	136	279	103	82	185
1986	57	73	130	46	69	115	2020	64	54	118	35	31	66
1987	52	73	125	56	74	130	2021	140	97	237	91	70	161
1988	49	50	99	38	46	84	2022	106	106	212	90	62	152
1989	37	52	89	46	49	95	2023	130	119	249	108	92	200
1990	54	75	129	73	64	137	2024	130	103	233	95	103	198
1991	57	51	108	46	50	96	Totals	4,605	4,636	9,241	4,145	4,207	8,352

Dodger Career Home Run Leaders By Position

Pitcher	Catcher	First Base	Second Base	Third Base
Don Drysdale 28	Roy Campanella 239	Gil Hodges 326	Davey Lopes 98	Ron Cey 228
Don Newcombe 11	Mike Piazza 176	Eric Karros 269	Jackie Robinson 80	Adrian Beltre 145
Fernando Valenzuela 8	Steve Yeager 92	Steve Garvey 195	Jeff Kent 73	Justin Turner 143
Claude Osteen 6	John Roseboro 89	Dolph Camilli 139	Charlie Neal 59	Max Muncy 67
Dazzy Vance 6	Yasmani Grandal 89	Adrián González 101	Jim Lefebvre 53	Pedro Guerrero 49
Darren Dreifort 6	Will Smith 77	Jack Fournier 82	Jim Gilliam 38	Casey Blake 48

Shortstop	Left Field	Center Field	Right Field	Designated Hitter
Pee Wee Reese 122	Dusty Baker 139	Duke Snider 355	Carl Furillo 175	Shohei Ohtani 54
Corey Seager 100	Zack Wheat 130	Willie Davis 154	Shawn Green 140	J.D. Martinez 33
Glenn Wright 44	Gary Sheffield 113	Matt Kemp 137	Raul Mondesi 129	Will Smith 14
Rafael Furcal 43	Tommy Davis 49	Joc Pederson 70	Andre Ethier 128	Edwin Rios 7
Hanley Ramirez 41	Kal Daniels 48	Johnny Frederick 67	Frank Howard 106	Max Muncy 5
Bill Russell 39	Pedro Guerrero 48	Cody Bellinger 60	Mike Marshall 101	Justin Turner 4
			Yasiel Puig 101	

Dodger Single-Season Home Run Leaders By Position

Pitcher	HR	Year	Catcher	HR	Year	First Base	HR	Year
Don Drysdale	7	1958	Roy Campanella	40	1953	Gil Hodges	42	1954
Don Drysdale	7	1965	Mike Piazza	40	1997	Gil Hodges	40	1951
Don Newcombe	7	1955	Mike Piazza	36	1996	Cody Bellinger	39	2017
Don Drysdale	5	1961	Mike Piazza	35	1993	Dolph Camilli	34	1941
Don Drysdale	4	1959	Roy Campanella	32	1951, '55	Eric Karros	34	1996, '99

Second Base	Third Base	Shortstop
Jeff Kent 29 2005	Adrian Beltre 48 2004	Corey Seager 26 2016
Davey Lopes 28 1979	Max Muncy 36 2023	Corey Seager 22 2017
Charlie Neal 20 1958	Pedro Guerrero 32 1983	Glenn Wright 22 1930
Jeff Kent 20 2007	Todd Zeile 31 1997	Trea Turner 21 2022
Jackie Robinson 19 1951, '52	Ron Cey 30 1977	Hanley Ramirez 19 2013
Charlie Neal 19 1959	Ron Cey 28 1979, '80	Corey Seager 19 2019

Left Field	Center Field	Right Field
Gary Sheffield 43 2000	Duke Snider 42 1955	Shawn Green 49 2001
Gary Sheffield 36 2001	Duke Snider 42 1956	Shawn Green 42 2002
Gary Sheffield 34 1999	Duke Snider 41 1953	Babe Herman 35 1930
Dusty Baker 30 1977	Duke Snider 40 1954	Cody Bellinger 35 2019
Dusty Baker 29 1980	Duke Snider 40 1955	Raul Mondesi 33 1990
Kal Daniels 27 1990	Matt Kemp 39 2011	Mookie Betts 33 2022

Designated Hitter
Shohei Ohtani 54 2024
J.D. Martinez 33 2023
Will Smith 9 2022
Edwin Rios 6 2022
Max Muncy 3 2022

Brooklyn/Los Angeles Home Run Records

TEAM SEASON RECORDS

Home Runs, Overall

279 2019
249 2023
237 2021
235 2018
233 2024

Home Runs, Home

143 2019
140 2021
130 2023
130 2024
119 1955
119 2018

Home Runs, Road

136 2019
119 2023
116 2018
112 2001
106 2017
106 2022

Leadoff Home Runs

12 2018, 2019, 2023
11 2021
10 2024
7 1951, 1979, 2000, 2001, 2015, 2021

Extra-Inning Home Runs

7 1957
7 1979
7 2013
6 2014
6 1973
6 1980

Grand Slams

11 2021, 2023
10 2004
9 2000

Pinch-Hit Homers

13 2019
12 2000
10 2020
9 2004
9 2018
8 1983, 1992, 2015, 2017

INDIVIDUAL SEASON RECORDS

Home Runs, Home

28 Shohei Ohtani, 2024
27 Cody Bellinger, 2019
25 Gil Hodges, 1954
25 Duke Snider, 1956
24 Mookie Betts, 2023
24 Joc Pederson, 2019

Home Runs, Road

30 Shawn Green, 2001
26 Shohei Ohtani, 2024
25 Adrian Beltre, 2004
24 Gil Hodges, 1951
24 Shawn Green, 2002
23 Mike Piazza, 1995

Leadoff Home Runs

12 Mookie Betts, 2023
9 Joc Pederson, 2019
8 Joc Pederson, 2018
7 Davey Lopes, 1979
7 Mookie Betts, 2021, 2022

Grand Slams

3 Kal Daniels, 1990
3 Matt Kemp, 2009
3 Mike Piazza, 1998
3 Adrian Beltre, 2004
3 Chris Taylor, 2017
3 Max Muncy, 2023

Pinch-Hit Homers

7 Dave Hansen, 2000
6 Johnny Frederick, 1932
6 Lee Lacy, 1978

Walk-Off Home Runs (Los Angeles)

4 Andre Ethier, 2009
3 Joe Ferguson, 1980
3 Matt Kemp, 2011

INDIVIDUAL CAREER RECORDS

Walk-Off Home Runs (Only for Los Angeles)

7 Andre Ethier
6 Matt Kemp
5 Davey Lopes
5 Joe Ferguson
5 Ron Cey
5 Dusty Baker
4 Pedro Guerrero
4 Tommy Davis

Leadoff Home Runs

32 Mookie Betts
28 Davey Lopes
21 Joc Pederson
14 Rafael Furcal
10 Johnny Frederick

Pinch-Hit Homers

13 Dave Hansen
8 Johnny Frederick
8 Lee Lacy
8 Olmedo Saenz

OTHER RECORDS

Home Runs, Game

8 May 23, 2002 at Milwaukee
8 March 28, 2019 vs. Arizona
8 July 10, 2021 vs. Arizona
7 August 23, 2020 vs. Colorado
7 May 5, 1976 at Chicago Cubs
7 May 25, 1979 vs. Cincinnati
7 Sept. 18, 2006 vs. San Diego
7 Aug. 22, 2016 at Cincinnati
7 June 24, 2018 at New York Mets
7 Aug. 2, 2018 vs. Milwaukee
7 Sept. 2, 2019 vs. Colorado

Most Home Runs In A Month

15 Pedro Guerrero, June 1985
15 Duke Snider, August 1953
13 Adrian Beltre, August 2004
13 Cody Bellinger, June 2017

Dodger Stadium Home Run Leaders By Season

2024 Shohei Ohtani, 28

2023 Mookie Betts, 24

2022 Mookie Betts, 16

2021 Max Muncy, 23

2020 Mookie Betts, 11

2019 Cody Bellinger, 27

2018 Max Muncy, 20

2017 Cody Bellinger, 19

2016 Yasmani Grandal, 20

2015 Adrián González, 17

2014 Matt Kemp, 17

2013 Adrián González, 11

2012 Andre Ethier, 14

2011 Matt Kemp, 19

2010 Matt Kemp, 15

2009 Andre Ethier, 22

2008 Matt Kemp, 14

2007 Matt Kemp And Jeff Kent, 9

2006 J.d. Drew And Rafael Furcal, 12

2005 Jeff Kent, 15

2004 Adrian Beltre, 23

2003 Adrian Beltre, 13

2002 Shawn Green, 18

2001 Shawn Green, 19

2000 Gary Sheffield, 23

1999 Raul Mondesi, 18

1998 Raul Mondesi, 13

1997 Mike Piazza, 22

1996 Eric Karros, 16

1995 Eric Karros, 19

1994 Mike Piazza, 13

1993 Mike Piazza, 21

1992 Eric Karros, 6

1991 Darryl Strawberry, 14

1990 Kal Daniels And Eddie Murray, 12

1989 Jeff Hamilton, 8

1988 Kirk Gibson, 14

1987 Pedro Guerrero, 12

1986 Mike Marshall, 13

1985 Mike Marshall, 15

1984 Mike Marshall, 11

1983 Greg Brock, 14

1982 Pedro Guerrero, 15

1981 Ron Cey, 9

1980 Steve Garvey/Ron Cey, 16

1979 Steve Garvey, 20

1978 Steve Garvey, 18

1977 Dusty Baker, 18

1976 Ron Cey, 12

1975 Ron Cey, 18

1974 Jimmy Wynn, 18

1973 Joe Ferguson, 13

1972 Frank Robinson, 12

1971 Dick Allen, 11

1970 Bill Grabarkewitz, 8

1969 Andy Kosco, 10

1968 Willie Davis And Ken Boyer, 4

1967 Al Ferrara, 9

1966 Jim Lefebvre, 11

1965 Lou Johnson, 6

1964 Frank Howard, 11

1963 Frank Howard, 13

1962 Tommy Davis, 14

Dodgers To Homer From Both Sides Of The Plate In A Game

Player	First Pitcher (Inning)	Second Pitcher (Inning)	Date And Opponent
Jim Russell	Harry Brecheen (1)	Red Munger (5)	July 26, 1950 vs. St. Louis
Maury Wills	Bob Moorhead (5)	Vinegar Bend Mizell (9)	May 30, 1962 at New York (NL)
Jim Lefebvre	Sammy Ellis (1)	Gerry Arrigo (4)	May 7, 1966 at Cincinnati
Wes Parker	Gordie Richardson (7)	Jack Hamilton (9)	June 5, 1966 at New York (NL)
Eddie Murray	Eric Gunderson (3)	Randy O'neal (7)	April 18, 1990 at San Francisco
Eddie Murray	Bruce Hurst (2)	Eric Show (11)	June 9, 1990 at San Diego
Milton Bradley	Chris Capuano (3)	Ricky Bottalico (9)	April 18, 2005 at Milwaukee
Milton Bradley	Horacio Ramirez (4)	Chris Reitsma (9)	May 13, 2005 vs. Atlanta
Jose Cruz Jr.	Jason Schmidt (1)	Scott Eyre (8)	Sept. 7, 2005 vs. San Francisco
Orlando Hudson	Chris Smith (6)	Mitch Stetter (8)	July 12, 2009 at Milwaukee
Yasmani Grandal	Tyler Chatwood (2)	Boone Logan (7, Gs)	Sept. 22, 2016 vs. Colorado
Yasmani Grandal	Jhoulys Chacin (3)	Jose M. Torres (8)	April 3, 2017 vs. San Diego
Yasmani Grandal	Aaron Nola (4)	Adam Morgan (6)	July 24, 2018 at Philadelphia
Tommy Edman	Jordan Wicks (1)	Trey Wingenter (8)	Sept. 11, 2024 vs. Chicago (NL)

Dodgers with Three or Four Homers in a Game

4	Gil Hodges	Aug. 31, 1950 vs. Boston	3	Adrián González	April 8, 2015 vs. San Diego
4	Shawn Green	May, 23, 2002 at Milwaukee	3	Corey Seager	June, 3, 2016 vs. Atlanta
3	Jack Fournier	July 13, 1926 at St. Louis	3	Yasmani Grandal	July 8, 2016 vs. San Diego
3	Gene Hermanski	Aug. 5, 1948 vs. Chicago (NL)	3	Adrián González	Aug. 22, 2016 at Cincinnati
3	Duke Snider	May 30, 1950 (2) vs. Philadelphia	3	Corey Seager	June 20, 2017 vs. New York (NL)
3	Roy Campanella	Aug. 26, 1950 at Cincinnati	3	Enrique Hernández (NLCS)	Oct. 19, 2017 at Chicago (NL)*
3	Tommy Brown	Sept. 18, 1950 vs. Chicago (NL)	3	Yasiel Puig	Sept. 15, 2018 at St. Louis
3	Duke Snider	June 1, 1955 vs. Milwaukee	3	Justin Turner	May 7, 2019 vs. Atlanta
3	Don Demeter	April 21, 1959 vs. San Francisco	3	AJ Pollock	Sept. 6, 2019 vs. San Francisco
3	Jim Wynn	May 11, 1974 at San Diego	3	Mookie Betts	August 13, 2020 vs. San Diego
3	Davey Lopes	Aug. 20, 1974 at Chicago (NL)	3	Chris Taylor (NLCS)	Oct. 21, 2021 vs. Atlanta*
3	Cory Snyder	April 17, 1994 at Pittsburgh	3	Trayce Thompson	April 1, 2023 vs. Arizona
3	Mike Piazza	June 29, 1996 at Colorado	3	Max Muncy	May 4, 2024 vs Atlanta
3	Kevin Elster	April 11, 2000 at San Francisco	3	Will Smith	July 5, 2024 vs. Milwaukee
3	Shawn Green	Aug. 15, 2001 vs. Montreal	3	Shohei Ohtani	Sept. 19, 2024 at Miami
3	Hee-Seop Choi	June 12, 2005 vs. Minnesota			
3	Andre Ethier	June 26, 2009 vs. Seattle			
3	Juan Uribe	Sept. 9, 2013 vs. Arizona			

Recent Los Angeles Regular Season Grand Slams

Date	Player	Opp.	Pitcher	Inning	Date	Player	Opp.	Pitcher	Inning
6/6/13	Yasiel Puig	vs. ATL	Cory Gearrin	8	5/2/21	AJ Pollock	at MIL	Alec Bettinger	1
5/1/15	Joc Pederson	vs. ARI	Rubby De La Rosa	2	5/2/21	Matt Beaty	at MIL	Alec Bettinger	2
6/2/15 (2)	Alex Guerrero	at COL	Rafael Betancourt	9	5/18/21	Gavin Lux	vs. ARI	Kevin Ginkel	7
9/11/15	Justin Ruggiano	at ARI	Allen Webster	9	5/23/21	Gavin Lux	at SFG	Anthony DeSclafani	3
9/24/15	Chris Heisey	vs. ARI	Andrew Chafin	5	6/2/21	Cody Bellinger	vs. STL	Jake Woodford	1
5/28/16	Chase Utley	at NYM	Hansel Robles	7	6/27/21	Zach McKinstry	vs. CHC	Adbert Alzolay	2
7/15/16	Chris Taylor	at ARI	Silvio Bracho	6	7/1/21	Max Muncy	at WAS	Patrick Corbin	5
7/24/16	Adrián González	at STL	Mike Mayers	1	7/10/21	Justin Turner	vs. ARI	Caleb Smith	2
8/16/16	Chase Utley	at PHI	Michael Mariot	7	7/10/21	Mookie Betts	vs. ARI	Alex Young	7
8/31/16	Andrew Toles	at COL	Adam Ottavino	9	10/1/21	Trea Turner	vs. MIL	Eric Lauer	5
9/22/16	Yasmani Grandal	vs. COL	Boone Logan	7	7/22/22	Cody Bellinger	vs SF	Sam Long	8
9/24/16	Josh Reddick	vs. COL	Christian Bergman	7	9/11/22	Justin Turner	at SD	Craig Stammen	7
4/3/17	Joc Pederson	vs. SD	Jhoulys Chacin	3	4/1/23	Trayce Thompson	vs. ARI	Madison Bumgarner	1
5/6/17	Cody Bellinger	at SD	Miguel Diaz	9	4/10/23	Max Muncy	at SFG	Sean Hjelle	7
5/8/17	Chris Taylor	vs. PIT	Trevor Williams	1	4/20/23	James Outman	at CHC	Michael Fulmer	9
6/3/17	Chris Taylor	at MIL	Carlos Torres	9	5/3/23	Max Muncy	vs. PHI	Craig Kimbrel	9
6/11/17	Corey Seager	vs. CIN	Raisel Iglesias	8	5/17/23	James Outman	vs. MIN	Emilio Pagan	7
6/30/17	Austin Barnes	at SD	Clayton Richard	1	5/18/23	Freddie Freeman	at STL	Genesis Cabrera	6
7/1/17	Chris Taylor	at SD	Craig Stammen	7	6/6/23	Freddie Freeman	at CIN	Alex Young	4
8/21/17	Curtis Granderson	at PIT	Gerrit Cole	7	6/15/23	Chris Taylor	vs. CWS	Reynaldo Lopez	6
4/16/18	Yasmani Grandal	at SD	Kasuhisa Makita	9	7/17/23	Chris Taylor	at BAL	Bryan Baker	6
6/22/18	Cody Bellinger	at NYM	Zack Wheeler	6	7/23/23	Max Muncy	at Tex	Martin Perez	1
6/23/18	Matt Kemp	at NYM	Robert Gsellman	8	8/7/23	Mookie Betts	at SD	Seth Lugo	4
8/2/18	Cody Bellinger	vs. MIL	Jhoulys Chacin	3	5/7/24	Max Muncy	vs. MIA	Edward Cabrera	1
4/2/19	Cody Bellinger	vs. SF	Madison Bumgarner	3	5/11/24	Teoscar Hernández	at SD	Enyel De Los Santos	6
5/12/19	Corey Seager	vs. WAS	Kyle Barraclough	8	5/20/24	Freddie Freeman	vs. ARI	Slade Cecconi	3
5/24/19	David Freese	at PIT	Michael Feliz	1	6/8/24	Teoscar Hernández	at NYY	Tommy Kahnle	8
6/18/19	Kiké Hernández	vs. SF	Trevor Gott	7	6/18/24	Jason Heyward	at COL	Tyler Kinley	9
8/1/19	Will Smith	vs. SD	Trey Wingenter	6	7/19/24	Freddie Freeman	vs. BOS	Brennan Bernardino	8
9/22/19	Cody Bellinger	vs. COL	Jake McGee	5	8/23/24	Shohei Ohtani	vs. TB	Colin Poche	9
9/24/19	Max Muncy	at SD	Gerardo Reyes	4					

HISTORY AND RECORDS

Dodgers With 30 Or More Home Runs In A Season								
HR	Player	Year	36	Max Muncy	2021	32	Roy Campanella	1955
54	Shohei Ohtani	2024	36	Mike Piazza	1996	32	Gil Hodges	1956
49	Shawn Green	2001	36	Gary Sheffield	2001	32	Jimmy Wynn	1974
48	Adrian Beltre	2004	36	Joc Pederson	2019	32	Reggie Smith	1977
47	Cody Bellinger	2019	35	Babe Herman	1930	32	Pedro Guerrero	1982
43	Gary Sheffield	2000	35	Mike Piazza	1993	32	Pedro Guerrero	1983
43	Duke Snider	1956	35	Mookie Betts	2022	32	Eric Karros	1995
42	Duke Snider	1953	35	Max Muncy	2018	32	Mike Piazza	1995
42	Duke Snider	1955	35	Max Muncy	2019	31	Andre Ethier	2009
42	Gil Hodges	1954	34	Dolph Camilli	1941	31	Roy Campanella	1950
42	Shawn Green	2002	34	Gary Sheffield	1999	31	Eric Karros	1997
41	Roy Campanella	1953	34	Eric Karros	1996	31	Duke Snider	1950
40	Gil Hodges	1951	34	Eric Karros	1999	31	Gil Hodges	1953
40	Duke Snider	1954	33	Roy Campanella	1951	31	Frank Howard	1962
40	Duke Snider	1957	33	Steve Garvey	1977	31	Todd Zeile	1997
40	Mike Piazza	1997	33	Teoscar Hernández	2024	31	Eric Karros	2000
39	Cody Bellinger	2017	33	Raul Mondesi	1999	30	Dusty Baker	1977
39	Matt Kemp	2011	33	Pedro Guerrero	1985	30	Ron Cey	1977
39	Mookie Betts	2023	32	Gil Hodges	1950	30	Raul Mondesi	1997
36	Max Muncy	2023	32	Gil Hodges	1952	30	Raul Mondesi	1998

Brooklyn/Los Angeles 100-RBI Club								
2024 2023	Shohei Ohtani	130	1995	Eric Karros	105	1950	Duke Snider	101
	Mookie Betts	107	1993	Mike Piazza	112		Gil Hodges	113
	Max Muncy	105	1983	Pedro Guerrero	103		Duke Snider	107
	J.D. Martinez	103	1982	Pedro Guerrero	100		Carl Furillo	106
2022	Freddie Freeman	102	1980	Steve Garvey	106	1949	Jackie Robinson	124
	Trea Turner	100	1979	Steve Garvey	110		Gil Hodges	115
	Freddie Freeman	100	1978	Steve Garvey	113		Carl Furillo	106
	Cody Bellinger	115	1977	Steve Garvey	115		Dixie Walker	116
2019	Adrian González	116		Ron Cey	110	1945	Dixie Walker	124
2014	Adrian González	100	1975	Ron Cey	101		Luis Olmo	110
2013	Matt Kemp	126	1974	Steve Garvey	111	1943	Babe Herman	100
2011	Andre Ethier	106		Jimmy Wynn	108	1942	Dolph Camilli	109
2009	Matt Kemp	101	1970	Wes Parker	111	1941	Dolph Camilli	120
2006	J.d. Drew	100	1962	Tommy Davis	153	1939	Dolph Camilli	104
2005	Jeff Kent	105		Frank Howard	119	1938	Dolph Camilli	100
2004	Adrian Beltre	121	1956	Duke Snider	101	1934	Sam Leslie	102
2002	Shawn Green	114	1955	Duke Snider	136	1932	Hack Wilson	123
2001	Shawn Green	125		Roy Campanella	107	1930	Billy Herman	130
2000	Gary Sheffield	100		Gil Hodges	102		Glenn Wright	126
	Gary Sheffield	109	1954	Gil Hodges	130		Del Bissonette	113
	Eric Karros	106		Duke Snider	130	1929	Babe Herman	113
	Eric Karros	112	1953	Roy Campanella	142	1928	Del Bissonette	106
1999	Gary Sheffield	101		Duke Snider	126	1925	Jack Fournier	130
1997	Mike Piazza	124		Gil Hodges	122		Zack Wheat	103
	Eric Karros	104	1952	Gil Hodges	102	1924	Jack Fournier	116
1996	Eric Karros	111	1951	Roy Campanella	108	1923	Jack Fournier	102
	Mike Piazza	105		Gil Hodges	103	1922	Zack Wheat	112

Dodger Batters With .300 AVG, 30 HR, 100 RBI				
Player	Year	BA	HR	RBI
Shohei Ohtani	2024	.310	54	130
Cody Bellinger	2019	.305	47	115
Matt Kemp	2011	.324	39	126
Adrian Beltre	2004	.334	48	121
Gary Sheffield	2001	.311	36	100
Gary Sheffield	2000	.325	43	109
Gary Sheffield	1999	.301	34	101
Eric Karros	1999	.304	34	112
Mike Piazza	1997	.362	40	124
Mike Piazza	1996	.336	36	105
Mike Piazza	1993	.318	35	112
Pedro Guerrero	1982	.304	32	100
Duke Snider	1955	.309	42	136
Roy Campanella	1955	.318	32	107
Gil Hodges	1954	.304	42	130
Duke Snider	1954	.341	40	130
Gil Hodges	1953	.302	31	122
Roy Campanella	1953	.312	41	142
Duke Snider	1953	.336	42	126
Roy Campanella	1951	.325	33	108
Duke Snider	1950	.321	31	107
Babe Herman	1930	.393	35	130

Fastest Dodgers To Reach Milestones					
30 Home Runs			100 RBI		
Player	Year	Date	Player	Year	Date
Cody Bellinger	2019	July 4	Tommy Davis	1962	July 20
Gary Sheffield	2000	July 14	Shawn Green	2001	Aug. 18
Duke Snider	1955	July 16	Cody Bellinger	2019	Aug. 20
Shohei Ohtani	2024	July 21	Shawn Green	2002	Aug. 24
Gil Hodges	1951	July 25	Eric Karros	1999	Aug. 25

Brooklyn/Los Angeles All-Time Hitting Streaks

Name	Club	Games	Streak
Willie Davis	Los Angeles	31	Aug. 1-Sept. 3, 1969
Andre Ethier	Los Angeles	30	April 2-May 6, 2011
Zack Wheat	Brooklyn	29	Aug. 20-Sept. 16, 1916
Joe Medwick	Brooklyn	27	May 23-June 25, 1942
Duke Snider	Brooklyn	27	Aug. 19-Sept. 13, 1953
Trea Turner	Los Angeles	27	Sept. 12, 2021 - April 16, 2022
Trea Turner	Los Angeles	26	May 9 - June 3, 2022
Willie Keeler	Brooklyn	26	Aug. 8-Sept. 3, 1902
Zack Wheat	Brooklyn	26	July 11-Aug. 7, 1918
Harvey Hendrick	Brooklyn	26	April 20-May 30, 1929
Buzz Boyle	Brooklyn	25	May 1-June 5, 1934
Willie Davis	Los Angeles	25	May 5-June 2, 1971
Steve Sax	Los Angeles	25	Sept. 1-27, 1986
Paul Lo Duca	Los Angeles	25	May 17-June 18, 2003

Brooklyn/Los Angeles 200-Hit Club

Year	Player	Hits	Year	Player	Hits	Year	Player	Hits
1900	Willie Keeler	204	1929	Babe Herman	217	1975	Steve Garvey	210
1901	Willie Keeler	202		John Frederick	206	1976	Steve Garvey	200
1921	Jim Johnston	203	1930	Babe Herman	241	1978	Steve Garvey	202
1922	Zack Wheat	201		John Frederick	206	1979	Steve Garvey	204
1923	Jim Johnston	203	1932	Lefty O'doul	219	1980	Steve Garvey	200
1924	Zack Wheat	212	1949	Jackie Robinson	203	1986	Steve Sax	210
1925	Zack Wheat	221	1962	Tommy Davis	230	1997	Mike Piazza	201
1925	Milt Stock	202		Maury Wills	208	2004	Adrian Beltre	200
			1974	Steve Garvey	200	2023	Freddie Freeman	211

Los Angeles Single-Season Pinch-Hit Leaders

1958	Elmer Valo	9	1979	Manny Mota	15	2001	Dave Hansen	9
1959	Norm Larker	8	1980	Pedro Guerrero,	11	2002	Alex Cora	11
1960	Chuck Essegian	8		Jay Johnstone, Gary Thomasson		2003	Mike Kinkade	10
1961	Frank Howard	9	1981	Jay Johnstone	11	2004	Olmedo Saenz	15
1962	Lee Walls	13	1982	Ron Roenicke	13	2005	Ricky Ledee	11
1963	Lee Walls, Wally Moon	7	1983	Jose Morales	12	2006	Olmedo Saenz	15
1964	Wally Moon	7	1984	Candy Maldonado	9	2007	Olmedo Saenz	14
1965	Wally Moon	5	1985	Terry Whitfield	14	2008	Delwyn Young	14
1966	Tommy Davis, Al Ferrara	5	1986	Bill Russell	10	2009	Mark Loretta, Juan Pierre	14
1967	Wes Parker, Lou Johnson	5	1987	Ken Landreaux	10	2010	Garret Anderson	12
	John Roseboro, Jimmy Campanis		1988	Mickey Hatcher	12	2011	Tony Gwynn, Jr.	8
	Len Gabrielson, Al Ferrara		1989	Lenny Harris, Mickey Hatcher,		2012	Bobby Abreu	9
1968	Jim Fairey	8		Franklin Stubbs	6	2013	Jerry Hairston, Jr.	7
1969	Len Gabrielson	13	1990	Mickey Hatcher	14	2014	Justin Turner	12
1970	Len Gabrielson	8	1991	Chris Gwynn	13	2015	Alex Guerrero	13
1971	Willie Crawford	8	1992	Mitch Webster	17	2016	Andrew Toles	8
1972	Manny Mota	10	1993	Dave Hansen	18	2017	Kiké Hernández	10
1973	Steve Garvey	12	1994	Jeff Treadway	13	2018	Chase Utley	13
1974	Manny Mota	15	1995	Dave Hansen	11	2019	David Freese	12
1975	Manny Mota, Leron Lee	10	1996	Dave Hansen	13	2020	AJ Pollock	3
1976	Ed Goodson	15	1997	Nelson Liriano	7	2021	Albert Pujols	14
1977	Manny Mota	14	1998	Roger Cedeno	8	2022	Hanser Alberto	4
1977	Manny Mota	14	1999	Dave Hansen	13	2023	David Peralta	8
1978	Lee Lacy	13	2000	Dave Hansen	15	2024	Austin Barnes, Jason Heyward	4

Los Angeles Top RBI Months

41	Frank Howard	August 1962	27	Mookie Betts	May 2022	26	Mike Piazza	April 1998
37	Mike Marshall	Sept./Oct. 1985	27	Wes Parker	May 1972	26	Adrian Beltre	August 2003
33	Tommy Davis	June 1962	27	Mike Piazza	Sept./Oct. 1993	26	Hanley Ramirez	August 2012
32	James Loney	Sept. 2007	27	Mike Piazza	August 1997	26	Corey Seager	September 2019
32	Shohei Ohtani	Sept. 2024	27	Mike Piazza	Sept./Oct. 1997	25	J.D. Martinez	September 2023
31	Kal Daniels	Sept./Oct. 1990	27	Eric Karros	July 1997	25	Tommy Davis	July 1962
30	Mookie Betts	August 2023	27	Raul Mondesi	May 1998	25	Steve Garvey	May 1974
30	Ron Fairly	July 1964	27	Eric Karros	June 1998	25	Raul Mondesi	August 1995
30	Steve Garvey	June 1977	27	Raul Mondesi	May 1999	25	Mike Piazza	August 1995
30	Gary Sheffield	June 2000	27	Eric Karros	July 1999	25	Mike Piazza	June 1997
30	Brian Jordan	Sept. 2002	27	Gary Sheffield	August 2001	25	Eric Karros	June 1997
29	Ron Cey	April 1977	27	Matt Kemp	August 2009	25	Shawn Green	August 2001
29	Shawn Green	August 2002	27	Cody Bellinger	May 2017	25	Steve Finley	August 2004
29	Cody Bellinger	April 2019	27	Cody Bellinger	June 2017	25	Manny Ramirez	August 2008
28	Darryl Strawberry	August 1991	26	Freddie Freeman	May 2023	25	Matt Kemp	April 2012
28	Darryl Strawberry	Sept./Oct. 1991	26	Willie Davis	August 1972	25	Yasiel Puig	May 2014
28	Mike Piazza	June 1994	26	Joe Ferguson	May 1973	25	Adrián González	Sept. 2014
28	Eric Karros	May 2000	26	Dusty Baker	August 1979	25	Matt Kemp	Sept. 2014
28	Nomar Garciaparra	May 2006	26	Dusty Baker	June 1980			
28	Manny Ramirez	Sept. 2008	26	Pedro Guerrero	June 1985			

Dodger Franchise Winning and Losing Streaks

Longest Overall Winning Streak

15	Aug. 25-Sept. 6 (1), 1924
13	July 21 (1)-31, 1947
	Aug. 7-20, 1953
	May 21-June 1 (2), 1962
	Sept. 16-30, 1965
12	Aug. 16 (2)-29, 1895
	May 28-June 9, 1899
	April 24-May 5, 1976
	July 31-August 13, 2022
11	Nine times (four in L.A.)
	May 17-29, 1993
	July 28-Aug. 8, 2006
	July 4-19, 2017
	August 6-17, 2023

Longest Home Winning Streaks

22	May 5-July 8, 1899
20	August 30-April 18, 2022
15	June 12-July 14, 1890
14	April 21-May 12, 1921
13	May 4-June 5, 1993
13	April 13-May 7, 2009*
12	Aug. 5-Sept. 15, 1930

Longest Road Winning Streaks

15	July 7-Aug. 5, 2013
12	Aug. 25 - Sept. 6 (1), 1924
11	July 22 - 31, 1947
	April 14 - May 10, 1955
10	July 6 - 31, 1951
	May 29 - June 7, 1954

Longest Overall Losing Streaks

16	June 28 (1)-July 16, 1944
14	Sept. 16 (2)-30 (2), 1937
12	April 20-May 8, 1907
12	Sept. 13 (2 25, 1925
11	Aug. 7-21, 1906
11	Sept. 2-12, 2017
10	Nine times (two in L.A.)
	Aug. 14-24, 1961
	June 10-21, 1992

Longest Home Losing Streaks

15	August 30-Oct. 3, 2021
10	July 3-12, 1913
	Aug. 17-30, 1923
	May 21-June 17 (2), 1938
9	June 13-July 26, 1906
	Aug. 2-Aug. 10, 1926
	Aug. 13-Sept. 5, 1987
	Aug. 26-Sept. 10, 2017

Longest Road Losing Streaks

17	June 18 (2)-July 16 (1), 1944
16	June 8-July 27 (2), 1909
14	Sept. 16 (2)-Sept. 30 (2), 1937
12	Sept. 1 (1)-29, 1908
11	Sept. 14-25, 1925
	June 2-21, 1992
10	June 4 (2)-14, 1919
	May 15-27 (1), 1926
	Aug. 9-29, 2008

*Modern-Day MLB Record for Home Wins To Start Season

Los Angeles Dodger Firsts

First Batter	Jim Davenport	April 15, 1958 at San Francisco (Single)
First Dodger Batter	Gino Cimoli	April 15, 1958 (Strikeout)
Walk	Duke Snider	April 15, 1958 at San Francisco
Hit	Charlie Neal	April 15, 1958 at San Francisco
Run	Charlie Neal	April 16, 1958 at San Francisco
Ground Double Play	Rube Walker	April 15, 1958 at San Francisco
Double	Pee Wee Reese	April 16, 1958 at San Francisco
Triple	Pee Wee Reese	April 17, 1958 at San Francisco
Home Run	Dick Gray	April 16, 1958 at San Francisco
Grand Slam	Willie Mays	May 12, 1958 vs. San Francisco
First Dodger Grand Slam	Gil Hodges	Aug. 23, 1958 vs. Milwaukee
RBI	Dick Gray	April 16, 1958 at San Francisco
Sacrifice Fly	Charlie Neal	April 16, 1958 at San Francisco
Sacrifice Hit	Johnny Podres	April 22, 1958 vs. Chicago
Stolen Base	Charlie Neal	April 18, 1958 vs. San Francisco
Caught Stealing	Gil Hodges	April 16, 1958 at San Francisco
Start	Don Drysdale	April 15, 1958 at San Francisco
Complete Game	Johnny Podres	April 16, 1958 at San Francisco
Shutout - One Pitcher	Carl Erskine	May 18, 1958 at St. Louis (Game 2)
Wild Pitch	Carl Erskine	April 18, 1958 vs. San Francisco
Win	Johnny Podres	April 16, 1958 at San Francisco
Loss	Don Drysdale	April 15, 1958 at San Francisco
Save	Clem Labine	April 18, 1958 vs. San Francisco

Dodgers Triple Plays

Date	Opponent	Score	Inning	Positions
May 21, 1890	Cincinnati	W, 19-4	--	2B-1B
May 29, 1890	Chicago	W, 8-4	--	SS-2B-1B-C
May 26, 1893	At Baltimore	L, 1-6	--	2B-C-3B-SS
May 29, 1897	At Pittsburgh	L, 7-9	--	CF-SS
May 22, 1901	St. Louis	W, 5-4	2	SS-1B-3B-C
July 16, 1906	At Cincinnati	L, 6-7	7	2B-SS-1B-C
Sept. 3, 1908	At Philadelphia	L, 1-6	--	P-2B-1B
April 28, 1910	At Boston	W, 10-3	7	RF-1B-3B-C-3B
Oct. 4, 1911	New York	L, 0-2	9	1B-2B-3B
June 3, 1912	Cincinnati	L, 4-7	8	SS-C-3B-2B
Sept. 1, 1921	New York	W, 5-1	5	3B-SS
June 14, 1926	St. Louis	W, 8-5	7	SS-2B
May 18, 1929	At Philadelphia	W, 20-16	5	1B-SS
May 25, 1929	Philadelphia	W, 5-3	8	SS-1B-2B
Aug. 9, 1930	At St. Louis	L, 3-4	4	RF-2B
May 13, 1932	At Cincinnati	W, 5-3	3	SS-2B-1B
June 1, 1939	Chicago	W, 3-2 (14)	12	3B-2B-3B-C
Aug. 6, 1944	Boston	L, 7-8	7	2B-C-1B-SS
April 26, 1949	Boston	W, 5-2	3	LF-2B-1B
June 15, 1996	At Atlanta	W, 6-2	1	SS-2B-1B
June 13, 1998	Colorado	L, 2-4	5	P-SS-2B-3B
April 15, 2012	Padres	W, 5-4	9	C-3B-SS-1B

Longest Scoreless Inning Streaks in Los Angeles History

Pitcher	Scoreless Innings	Dates
Orel Hershiser	59	Aug. 30-Sept. 28, 1988
Don Drysdale	58	May 14-June 8, 1968
Zack Greinke	45.2	June 18-July 26, 2015
Clayton Kershaw	41	June 13-July 10, 2014
Clayton Kershaw	37	July 3-Aug. 3, 2015
Don Sutton	35	Sept. 10-Oct. 3, 1972
Fernando Valenzuela	35	Apr. 14-May 3, 1981
Orel Hershiser	33	June 29-July 24, 1984
Sandy Koufax	33	July 3-16, 1963
Hyun-Jin Ryu	32	May 1-25, 2019
Fernando Valenzuela	31.2	Sept. 19, 1980-April 14, 1981
Bob Miller	31	May 23-June 26, 1964
Don Sutton	29	Apr. 25-May 12, 1972
Tyler Anderson	28	May 17-June 9, 2022
Don Sutton	27	Apr. 23-May 6, 1969
Alex Wood	27	May 2-June 10, 2017
Don Drysdale	26	Sept. 1-16, 1960
Sandy Koufax	26	June 13-21, 1963
Wilson Alvarez	25	Sept. 7-23, 2003
Don Drysdale	25	May 14-27, 1967
Don Drysdale	25	Sept. 19-Oct. 2, 1966
Brusdar Graterol	25	July 25-Oct. 1, 2023
Rick Honeycutt	25	June 5-20, 1986
Andy Messersmith	25	May 31-June 13, 1975
Chan Ho Park	25	Sept. 19-29, 2000
Fernando Valenzuela	25	Apr. 9-23, 1985

Brooklyn/Los Angeles 20-Game Winners (Since 1900)

Wins	Pitcher	Year	Wins	Pitcher	Year	Wins	Pitcher	Year
29	Joseph McGinnity	1900	22	Nap Rucker	1911	21	Clayton Kershaw	2011
28	Dazzy Vance	1924	22	Burleigh Grimes	1921	21	Clayton Kershaw	2014
27	Don Newcombe	1956	22	Burleigh Grimes	1924	20	Julio Urias	2021
27	Sandy Koufax	1966	22	Dazzy Vance	1925	20	William Clark	1932
26	Sandy Koufax	1965	22	Dazzy Vance	1928	20	Luke Hamlin	1939
25	William Donovan	1901	22	Kirby Higbe	1941	20	Don Newcombe	1951
25	Jeff Pfeffer	1916	22	Whit Wyatt	1941	20	Carl Erskine	1953
25	Don Drysdale	1962	22	Preacher Roe	1951	20	Don Newcombe	1955
25	Sandy Koufax	1963	21	Henry Schmidt	1903	20	Claude Osteen	1969
23	Jeff Pfeffer	1914	21	Dutch Reuther	1922	20	Bill Singer	1969
23	Burleigh Grimes	1920	21	Burleigh Grimes	1923	20	Al Downing	1971
23	Don Drysdale	1965	21	Ralph Branca	1947	20	Claude Osteen	1972
23	Orel Hershiser	1988	21	Don Sutton	1976	20	Andy Messersmith	1974
22	Brickyard Kennedy	1900	21	Fernando Valenzuela	1986	20	Tommy John	1977
						20	Ramon Martinez	1990

Opposing Pitchers With No-Hitters vs. Dodgers

Pitcher	Team	Date and Location
Amos Rusie	New York Giants, 6-0	July 31,1891 at New York
John Stivetts	Boston Beaneaters, 11-0	Aug. 6, 1892 at Boston
Walter Thornton	Chicago Orphans, 2-0	Aug. 21,1898 (2) at Chicago
John Lush	Philadelphia Phillies, 6-0	July 20, 1906 at Brooklyn
Nicholas Maddox	Pittsburgh Pirates, 2-1	Sept. 20, 1907 at Pittsburgh
Rube Marquard	New York Giants, 2-0	April 15, 1915 at New York
Paul Dean	St. Louis Cardinals, 3-0	Sept. 21, 1934 (2) at Brooklyn
Johnnny Vander Meer	Cincinnati Reds, 6-0	June 15, 1938 at Brooklyn
James Tobin	Boston Braves, 2-0	April 27, 1944 at Boston
Vernon Bickford	Boston Braves, 7-0	Aug. 11, 1950 at Boston
Don Larsen (perfect game, Game 5, 1956 World Series)	New York Yankees, 2-0	Oct. 8, 1956 at New York
John Candelaria	Pittsburgh Pirates, 2-0	Aug. 9, 1976 at Pittsburgh
Nolan Ryan	Houston Astros, 5-0	Sept. 26, 1981 at Houston
Tom Browning (perfect game)	Cincinnati Reds, 1-0	Sept. 16, 1988 at Cincinnati
Dennis Martinez (perfect game)	Montreal Expos, 2-0	July 28, 1991 at Los Angeles
Kent Mercker	Atlanta Braves, 6-0	April 8, 1994 at Los Angeles
Kevin Milwood (6), Charlie Furbush (0.2), Stephen Pryor (0.1)	Seattle Mariners, 1-0	June 8, 2012 at Seattle
Lucas Luetge (0.1), Brandon League (0.2), Tom Wilhelmssen (1)		
Mike Fiers	Houston Astros, 3-0	Aug. 21, 2015 at Houston
Jake Arrieta	Chicago Cubs, 2-0	Aug. 30, 2015 Vs. Chicago
Zach Davies (6), Ryan Tepera (1), Andrew Chafin (1), Craig Kimbrel (1)	Chicago Cubs, 4-0	June 24, 2021 vs. Chicago

Noteworthy No-Hit Efforts

Leon Ames (lost no-hitter in 10th, lost game in 13th)	New York Giants, 0-3	April 15, 1909 at New York
Mark Gardner (lost no-hitter and game in 10th inning)	Montreal Expos, 0-1	July 26, 1991 at Los Angeles
Jered Weaver/ Jose Arredondo (eight innings, lost game)	Los Angeles Angels, 0-1	June 28, 2008 at Los Angeles

Brooklyn No-Hitters

Date	Pitcher	Opponent	Score	Catcher
June 22, 1891	Thomas Lovett	vs. New York Giants	4-0	---
July 20, 1906	Malcolm Eason	at St. Louis Cardinals	2-0	Bill Bergen
Sept. 5, 1908 (2)	Nap Rucker	vs. Boston Braves	6-0	Bill Bergen
Sept. 13, 1925 (1)	Dazzy Vance	vs. Philadelphia Phillies	10-1	Hank Deberry
April 30, 1940	James (Tex) Carleton	at Cincinnati Reds	3-0	Herman Franks
April 23, 1946	Ed Head	vs. Boston Braves	5-0	Farrell Anderson
Sept. 9, 1948	Rex Barney	at New York Giants	2-0	Bruce Edwards
June 19, 1952	Carl Erskine	vs. Chicago Cubs	5-0	Roy Campanella
May 12, 1956	Carl Erskine	vs. New York Giants	3-0	Roy Campanella
Sept. 25, 1956	Sal Maglie	vs. Philadelphia Phillies	5-0	Roy Campanella

Los Angeles No-Hitters

Date	Pitcher	Opponent	Score	Catcher
June 30, 1962	Sandy Koufax	vs. New York Mets	5-0	John Roseboro
May 11, 1963	Sandy Koufax	vs. San Francisco Giants	8-0	John Roseboro
June 4, 1964	Sandy Koufax	at Philadelphia Phillies	3-0	Doug Camilli
Sept. 9, 1965 (perfect game)	Sandy Koufax	vs. Chicago Cubs	1-0	Jeff Torborg
July 20, 1970	Bill Singer	vs. Philadelphia Phillies	5-0	Jeff Torborg
June 27, 1980	Jerry Reuss	at San Francisco Giants	8-0	Steve Yeager
June 29, 1990	Fernando Valenzuela	vs. St. Louis Cardinals	6-0	Mike Scioscia
Aug. 17, 1992	Kevin Gross	vs. San Francisco Giants	2-0	Mike Scioscia
July 14, 1995	Ramon Martinez	vs. Florida Marlins	7-0	Mike Piazza
Sept. 17, 1996	Hideo Nomo	at Colorado Rockies	9-0	Mike Piazza
May 25, 2014	Josh Beckett	at Philadelphia Phillies	6-0	Drew Butera
June 18, 2014	Clayton Kershaw	vs. Colorado Rockies	8-0	A.J. Ellis
May 4, 2018	Walker Buehler/Tony Cingrani Yimi Garcia/Adam Liberatore	at San Diego Padres (Mexico)	4-0	Yasmani Grandal

Los Angeles One-Hitters

Date	Pitcher	Club	Score	Hit	Date	Pitcher	Club	Score	Hit
5/23/60	Sandy Koufax	at PIT	1-0	Daniels, 1B In 2nd	4/26/85	Orel Hershiser	SD	2-0	Gwynn, 1B In 4th
5/25/65	Don Drysdale	STL	2-0	Flood, 1B In 1st	7/23/85	Orel Hershiser	PIT	6-0	Thompson, 1B In 2nd
6/17/65	Claude Osteen	SF	3-0	Hiatt, 1B In 2nd	10/1/87	Bob Welch	SF	7-0	Aldrete, 1B In 6th
6/20/65	Sandy Koufax	NYM	2-1	Hickman, HR In 5th	5/25/88	Tim Leary	at PHI	4-0	Daulton, 1B In 3rd
8/4/68	Mike Kekich	NYM	2-0	Swoboda, 1B In 7th	7/21/90	Tim Belcher	at PIT	6-0	Bell, 1B In 4th
5/1/69	Don Sutton	at SF	5-0	Davenport, 2B In 8th	7/21/90	Tim Belcher	at PIT	6-0	Bell, 1B In 4th
6/19/71	Don Sutton	HOU	4-0	Wynn, 2B In 6th	8/5/95	Hideo Nomo	at SF	3-0	Clayton, 1B In 7th
5/9/74	Don Sutton	at SD	6-0	Grubb, 1B In 2nd	6/27/98	Ismael Valdes	PIT	2-0	K. Young, 1B In 8th
4/15/75	Don Sutton	CIN	3-1	Bench, HR In 7th	7/19/00	Kevin Brown	COL	9-1	L. Walker, HR In 1st
8/18/77	Don Sutton	SF	7-0	Hill, 1B In 8th	4/26/02	Odalis Perez	at CHC	10-0	Patterson, 1B In 7th
5/11/79	Doug Rau	MON	7-0	Speier, 1B In 8th	6/25/02	Odalis Perez	COL	4-0	Estalella, 1B In 6th
5/29/80	Bob Welch	ATL	3-0	Blanks, 1B In 4th	7/7/04	Kazuhisa Ishii	ARI	11-0	Hillenbrand, 1B In 5th
4/21/82	Jerry Reuss	HOU	6-0	A. Howe, 2B In 1st	8/31/05	Derek Lowe	at CHC	7-0	Hairston, 1B In 1st
4/29/82	Burt Hooton	PHI	4-0	Dejesus, 1B In 4th	7/7/08	Hiroki Kuroda	ATL	3-0	Teixeira, 2B In 8th
6/11/82	Jerry Reuss	CIN	11-1	Milner, 2B In 1st	9/29/15 Clayton Kershaw	at SF	8-0	Frandsen, 1B In 3rd	
6/1/83	Bob Welch	PHI	1-0	Hayes, 1B In 4th	8/23/17	Rich Hill	at PIT	0-1	Harrison, HR In 10th
4/27/84	Rick Honeycutt	at SD	1-0	Salazar, 1B In 4th					

Recent Two-Hitters By Dodger Pitchers

Date	Pitcher	Club	Score	Hits	Date	Pitcher	Club	Score	Hits
9/23/00	Brown	Vs. SD	2-1	D. Jackson, Klesko	5/29/11 Kershaw	Vs. FLA	8-0	Morrison, Infante	
9/29/00	Park	At SD	3-0	Nevin, Larocca	6/20/11 Kershaw	Vs. DET	4-0	Wells, Raburn	
7/18/01	Park	Vs. MIL	5-0	Loretta, Sexson	5/28/13	Ryu	Vs. LAA	3-0	Kendrick, Iannetta
5/24/03	Nomo	At MIL	6-0	Vander Wal, Helms	7/13/13	Greinke	Vs. COL	1-0	Helton, Herrera
8/4/10	Padilla	Vs. SD	9-0	Ludwick, Headley	9/16/13	Ryu	At ARI	1-2	Goldschmidt, Hill
8/19/10	Lilly	Vs. COL	2-0	Fowler, Tulowitzki	5/23/16 Kershaw	Vs. CIN	1-0	Cozart, Barnhart	

Longest Games In Dodger History (18 Or More Innings)

Innings	Date	Location	Result
26*	May 1, 1920	Boston	Brooklyn 1, Boston 1
23	June 27, 1939	Boston	Brooklyn 2, Boston 2
22	Aug. 22, 1917	Brooklyn	Brooklyn 6, Pittsburgh 5
22	June 3, 1989	Houston	Houston 5, Los Angeles 4
22	Aug. 23, 1989	Montreal	Los Angeles 1, Montreal 0
21	Aug. 17, 1982	Chicago	Los Angeles 2, Chicago 1
20	April 30, 1919	Philadelphia	Brooklyn 9, Philadelphia 9
20	July 5, 1940	Boston	Brooklyn 6, Boston 2
20	July 7, 1993	Philadelphia	Philadelphia 7, Los Angeles 6
19	June 17, 1915	Chicago	Chicago 4, Brooklyn 2
19	May 3, 1920	Boston	Boston 2, Brooklyn 1
19	May 17, 1939	Chicago	Brooklyn 9, Chicago 9
19**	Sept. 11, 1946	Brooklyn	Cincinnati 0, Brooklyn 0
19	Aug. 8, 1972	Cincinnati	Cincinnati 2, Los Angeles 1
19	May 24, 1973	Los Angeles	New York 7, Los Angeles 3
18	Aug. 17, 1902	Brooklyn	Brooklyn 7, St. Louis 7
18	June 1, 1919	Brooklyn	Philadelphia 10, Brooklyn 9
18	Sept. 6, 1984	Los Angeles	Atlanta 3, Los Angeles 2
18	Aug. 3, 1996	Los Angeles	Atlanta 5, Los Angeles 3
18***	Oct. 26, 2018	Los Angeles	Los Angeles 3, Boston 2

*Longest game in MLB history

**Longest scoreless game in MLB history

*** World Series Game 3

Longest Game Times in Dodger History

Time	Innings	Date	Location	Result
7:20*	18**	Oct. 26, 2018	Los Angeles	Los Angeles 3, Boston 2
7:14**	22	June 3, 1989	Houston	Houston 5, Los Angeles 4
6:14***	22	Aug. 23, 1989	Montreal	Los Angeles 1, Montreal 0
6:10	21	Aug. 17-18, 1982	Chicago	Los Angeles 2, Chicago 1
6:10	20	July 7, 1993	Philadelphia	Philadelphia 7, Los Angeles 6
6:05	13	March 29, 2019	Los Angeles	Arizona 5, Los Angeles 4
5:55	16	July 24, 2018	Philadelphia	Philadelphia 7, Los Angeles 4
5:49	16	August 25, 2021	San Diego	Los Angeles 5, San Diego 3
5:47	17	May 22, 2016	San Diego	Los Angeles 9, San Diego 5
5:46	15	April 2, 2018	Arizona	Arizona 8, Los Angeles 7
5:45	16	Sept. 28, 1986	San Francisco	San Francisco 6, Los Angeles 5
5:42	19	May 24, 1973	Los Angeles	New York 7, Los Angeles 3
5:40	12	July 14, 2019	Boston	Los Angeles 7, Boston 4
5:35	17	April 12, 1980	Houston	Los Angeles 6, Houston 5
5:34	14	Sept. 3, 2014	Los Angeles	Washington 8, Los Angeles 5
5:29	14	Aug. 31, 2015	Los Angeles	Los Angeles 5, San Francisco 4
5:26	14	July 6, 2016	Los Angeles	Baltimore 6, Los Angeles 4
5:20	16	Sept. 13, 1982	Los Angeles	Los Angeles 4, San Diego 3
5:19	20	July 5, 1940	Boston	Brooklyn 6, Boston 2
5:19	16	May 7, 2002	Atlanta	Los Angeles 6, Atlanta 5
5:16	16	Sept. 6, 1987	Los Angeles	Los Angeles 3, New York 2
5:16	15	May 2, 1995	San Francisco	San Francisco 4, Los Angeles 3
5:16	14	April 7, 2018	San Francisco	San Francisco 7, Los Angeles 5
5:15	23	June 23, 1939	Boston	Brooklyn 2, Boston 2
5:14	16	April 13, 1999	Arizona	Arizona 7, Los Angeles 6
5:14	14	July 10, 2013	Arizona	Los Angeles 7, Arizona 5
5:11	12	May 1, 2014 (2)	Minnesota	Los Angeles 4, Minnesota 3
5:10	16	July 22, 2016	St. Louis	St. Louis 4, Los Angeles 3
5:07	13	Aug. 20, 2011	Colorado	Colorado 7, Los Angeles 6
5:06	15	Aug. 25, 2006	Arizona	Arizona 9, Los Angeles 7
5:06	14	Aug. 18, 2007	Los Angeles	Colorado 7, Los Angeles 4

*World Series Game 3 - longest postseason game in MLB history

** Longest night game in NL history

*** Longest extra-inning 1-0 game in MLB history

H I S T O R Y A N D R E C O R D S

Best And Worst Starts In Franchise History (Not including 2020)

G	Year	W	L	T	Pct	G	Year	W	L	T	Pct	G	Year	W	L	T	Pct
10	1955	10	0	0	1.000	66	1955	49	17	0	.742	127	2017	91	36	0	.717
11	1940	10	1	0	.909	67	1955	50	17	0	.746	128	2017	91	37	0	.711
	1955	10	1	0	.909	68	1955	50	18	0	.735	129	2017	91	38	0	.705
12	1940	11	1	0	.917	69	1955	51	18	0	.739	130	2017	91	39	0	.700
	1955	11	1	0	.917	70	1955	51	19	0	.729	131	2017	91	40	0	.695
13	2021	11	2	0	.846	71	1955	52	19	0	.732	132	1942	91	40	1	.695
14	2021	12	2	0	.857	72	1955	52	20	0	.722	132	1953	91	40	1	.695
15	2021	13	2	0	.867	73	1942	52	21	0	.712	133	2017	92	41	0	.692
16	1955	14	2	0	.875		1955	52	21	0	.712		2022	92	41	0	.692
17	1955	15	2	0	.882	74	1942	53	21	0	.716	134	1899	91	40	3	.695
18	1955	16	2	0	.889	75	1942	53	22	0	.707	135	1899	92	40	3	.697
19	1955	17	2	0	.895		1955	53	22	0	.707	136	1899	92	41	3	.692
20	1955	18	2	0	.900	76	1942	54	22	0	.711	137	1953	94	42	1	.691
21	1955	19	2	0	.905		1955	54	22	0	.711	138	1953	95	42	1	.693
22	1955	20	2	0	.909	77	1942	55	22	0	.714	139	1953	96	42	1	.696
23	1955	21	2	0	.913	77	1955	55	22	0	.714	140	1953	97	42	1	.698
24	1955	22	2	0	.917	78	1942	56	22	0	.718	141	2022	98	43	0	.695
25	1955	22	3	0	.880	79	1952	56	22	1	.718	142	2022	98	44	0	.690
26	1955	22	4	0	.846	80	1952	57	22	1	.722	143	2022	99	44	0	.692
	1977	22	4	0	.846	81	1952	58	22	1	.725	144	2022	100	44	0	.694
27	1955	23	4	0	.852	82	1952	59	22	1	.728	145	2022	101	44	0	.697
28	1955	24	4	0	.857	83	1952	60	22	1	.732	146	2022	102	44	0	.699
29	1955	25	4	0	.862	84	1952	60	23	1	.723	147	2022	103	44	0	.701
30	1955	25	5	0	.833	85	1952	60	24	1	.714	148	2022	103	45	0	.696
31	1955	25	6	0	.806	86	1952	61	24	1	.718	149	2022	103	46	0	.691
32	1955	25	7	0	.781	87	1952	61	25	1	.709	150	2022	104	46	0	.693
	1977	25	7	0	.781	88	1952	61	26	1	.701	151	2022	104	47	0	.689
33	1977	26	7	0	.788	89	1942	62	27	0	.697	152	2022	105	47	0	.691
34	1955	26	8	0	.765	89	1955	62	27	0	.697	153	2022	106	47	0	.693
	1977	26	8	0	.765	90	1942	63	27	0	.700	154	2022	106	48	0	.688
35	1955	27	8	0	.771	91	1942	64	27	0	.703	155	2022	107	48	0	.690
	1977	27	8	0	.771	92	1942	65	27	0	.707	156	2022	108	48	0	.692
36	1977	28	8	0	.778	93	1942	65	28	0	.699	157	2022	109	48	0	.694
37	1955	28	9	0	.757	94	1942	66	28	0	.702	158	2022	110	48	0	.696
	1977	28	9	0	.757	95	1942	67	28	0	.705	159	2022	110	49	0	.692
38	1977	29	9	0	.763	96	1942	68	28	0	.708	160	2022	110	50	0	.688
39	1977	30	9	0	.769	97	1942	68	29	0	.701	161	2022	110	51	0	.683
40	1955	30	10	0	.750	98	1942	69	29	0	.704	162	2022	111	51	0	.685
40	1977	30	10	0	.750	99	1942	70	29	0	.707						
41	1955	31	10	0	.756	100	1942	71	29	0	.710						
	1977	31	10	0	.756	101	1942	72	29	0	.713						
42	1955	32	10	0	.762	102	1942	72	30	0	.706						
43	1955	32	11	0	.744	103	1942	73	30	0	.709						
	1977	32	11	0	.744	104	1942	73	30	1	.709						
44	1955	33	11	0	.750	105	1942	74	30	1	.712						
	1977	33	11	0	.750	106	2017	75	31	0	.708						
45	1955	34	11	0	.756	107	2017	75	32	0	.701						
46	1955	35	11	0	.761	108	2017	76	32	0	.704						
47	1955	36	11	0	.766	109	2017	77	32	0	.706						
48	1899	36	11	1	.766	110	2017	78	32	0	.709						
49	1955	37	12	0	.755	111	2017	79	32	0	.712						
50	1955	38	12	0	.760	112	2017	79	33	0	.705						
51	1955	39	12	0	.765		2022	79	33	0	.705						
52	1955	40	12	0	.769	113	2017	80	33	0	.708						
53	1955	41	12	0	.774	114	2017	81	33	0	.711						
54	1955	42	12	0	.778	115	2017	81	34	0	.704						
55	1899	41	12	2	.774	116	2017	82	34	0	.707						
56	1899	42	12	2	.778	117	2017	83	34	0	.709						
57	1899	43	12	2	.782	118	2017	84	34	0	.712						
58	1899	43	13	2	.768	119	2017	85	34	0	.714						
59	1899	43	14	2	.754	120	2017	86	34	0	.717						
60	1899	44	14	2	.759	121	2017	87	34	0	.719						
61	1899	44	15	2	.746	122	2017	87	35	0	.713						
62	1955	46	16	0	.742	123	2017	88	35	0	.715						
63	1955	47	16	0	.746	124	2017	89	35	0	.718						
64	1955	48	16	0	.750	125	2017	89	36	0	.712						
65	1955	49	16	0	.754	126	2017	90	36	0	.714						

Best/Worst Los Angeles Starts

Best start after:

10 Games	9-1 (1981)
20 Games	17-3 (1977)
30 Games	24-6 (1977)
50 Games	36-14 (1974)
81 Games	55-26 (1974, 2019)
100 Games	69-31 (2017)

Worst start after:

10 Games	2-8 (1976)
20 Games	7-13 (1967, 1986, 1993)
30 Games	10-20 (1958)
50 Games	21-29 (1958, 1967)
81 Games	34-47 (1967, 1979)
100 Games	41-59 (1992)

H I S T O R Y A N D R E C O R D S

Los Angeles Openers

Date	Opp. Loc	Starter	Result	Att	Date	Opp. Loc	Starter	Result	Att
4/15/58	At SF	Drysdale	LA Lost, 8-0	23,448	4/10/91	At ATL	Belcher	LA Won, 6-4	18,527
4/18/58	SF At LA	Ersine	LA Won, 6-5	78,672	4/12/91	SD At LA	Ojeda	LA Lost, 4-2	49,976
4/11/59	At Chi	Drysdale	LA Lost, 6-1	12,288	4/6/92	SF At LA	Martinez	LA Lost, 8-1	49,018
4/14/59	STL At LA	Podres	LA Lost, 6-2	61,552	4/5/93	At FLA	Hershiser	LA Lost, 6-3	42,334
4/12/60	Chi At LA	Drysdale	LA Won, 3-2 (11)	67,550	4/13/93	STL At LA	Ke, Gross	LA Lost, 9-7	53,529
4/11/61	PHI At LA	Drysdale	LA Won, 6-2	50,927	4/5/94	FLA At LA	Hershiser	LA Won, 4-3	53,757
4/10/62	CIN At LA	Podres	LA Lost, 6-3	52,564	4/25/95	At FLA	R. Martinez	LA Won, 8-7	42,125
4/9/63	At CHC	Drysdale	LA Won, 5-1	18,589	4/28/95	ATL At LA	Astacio	LA Won, 9-1	51,181
4/16/63	CHC At LA	Podres	LA Lost, 2-1	33,758	4/1/96	At HOU	R. Martinez	LA Won, 4-3	34,375
4/14/64	STL At LA	Koufax	LA Won, 4-0	50,451	4/8/96	ATL At LA	Nomo	LA Won, 1-0	53,180
4/12/65	At NYY	Drysdale	LA Won, 6-1	37,999	4/1/97	PHI At LA	R. Martinez	LA Lost, 3-0	53,079
4/20/65	NYY At LA	Osteen	LA Lost, 3-2	36,161	3/31/98	At STL	R. Martinez	LA Lost, 6-0	47,972
4/12/66	HOU At LA	Osteen	LA Won, 3-2	34,520	4/7/98	Ari At LA	Park	LA Won, 9-1	52,424
4/10/67	At CIN	Miller	LA Lost, 6-1	28,422	4/5/99	Ari At LA	Brown	LA Won, 8-6 (11)	53,109
4/18/67	CIN At LA	Osteen	LA Won, 7-2	17,947	4/3/00	At MON	Brown	LA Won, 10-4	51,249
4/10/68	PHI At LA	Osteen	LA Lost, 2-0	28,138	4/14/00	Cin At LA	Hershiser	LA Won, 8-1	53,223
4/7/69	At CIN	Drysdale	LA Won, 3-2	30,111	4/2/01	Mil At LA	Park	LA Won, 1-0	53,154
4/15/69	SD At LA	Osteen	LA Won, 14-0	22,200	4/2/02	SF At LA	Brown	LA Lost, 9-2	53,356
4/7/70	Cin At LA	Osteen	LA Lost, 4-0	30,457	3/31/03	LA At Ari	Nomo	LA Won, 8-0	47,356
4/5/71	At HOU	Singer	LA Lost, 5-2	22,421	4/7/03	Ari At LA	Brown	LA Lost, 6-4 (12)	53,819
4/9/71	SD At LA	Singer	LA Lost, 6-3	31,413	4/5/04	SD At LA	Nomo	LA Lost, 8-2	53,850
4/15/72	At CIN	Sutton	LA Won, 3-1	37,895	4/5/05	LA At SF	Lowe	LA Lost, 4-2	42,788
4/21/72	SD At LA	Downing	LA Won, 12-2	30,320	4/12/05	SF At LA	Weaver	LA Won, 9-8	55,891
4/6/73	At SD	Sutton	LA Lost, 4-2	32,019	4/3/06	ATL At LA	Lowe	LA Lost, 11-10	56,000
4/11/73	CIN At LA	Sutton	LA Lost, 4-1	24,755	4/2/07	LA At MIL	Lowe	LA Lost, 7-1	45,341
4/5/74	SD At LA	Sutton	LA Won, 8-0	31,566	4/9/07	Col At LA	Schmidt	LA Lost, 6-3	56,000
4/7/75	At CIN	Sutton	LA Lost, 2-1 (14)	52,526	3/31/08	SF At LA	Penny	LA Won, 5-0	56,000
4/14/75	CIN At LA	Rau	LA Won, 5-2	45,502	4/6/09	LA At SD	Kuroda	LA Won, 4-1	45,496
4/9/76	At SF	Sutton	LA Lost, 4-2	37,261	4/13/09	SF At LA	Billingsley	LA Won, 11-1	57,099
4/13/76	SD At LA	Hooton	LA Lost, 8-5	52,703	4/5/10	LA At PIT	Padilla	LA Lost, 11-5	39,024
4/7/77	SF At LA	Sutton	LA Won, 5-1	51,022	4/13/10	Ari At LA	Kershaw	LA Won, 9-5	56,000
4/7/78	At ATL	Sutton	LA Won, 13-4	42,866	3/31/11	SF At LA	Kershaw	LA Won, 2-1	56,432
4/14/78	ATL At LA	John	LA Won, 5-1	38,397	4/5/12	LA At SD	Lindblom	LA Won, 5-3	42,941
4/5/79	SD At LA	Hooton	LA Lost, 4-3	46,536	4/10/12	PIT At LA	Jansen	LA Won, 2-1	56,000
4/10/80	At HOU	Hooton	LA Lost, 3-2	33,270	4/1/13	SF At LA	Kershaw	LA Won, 4-0	53,136
4/17/80	HOU At LA	Sutton	LA Won, 6-4	45,476	3/22/14	LA At Ari (Aus)	Kershaw	LA Won, 3-1	38,266
4/9/81	HOU At LA	Valenzuela	LA Won, 2-0	50,511	4/4/14	SF At LA	Ryu	LA Lost, 8-4	53,493
4/6/82	SF At LA	Reuss	LA Won, 4-3	49,662	4/6/15	SD At LA	Kershaw	LA Won, 6-3	53,518
4/5/83	At HOU	Valenzuela	LA Won, 16-7	27,343	4/4/16	LA At SD	Kershaw	LA Won, 15-0	44,317
4/8/83	MON At LA	Hooton	LA Lost, 8-3	45,369	4/12/16	Ari At LA	Maeda	LA Lost, 4-2	53,279
4/3/84	STL At LA	Valenzuela	LA Lost, 11-7	50,103	4/3/17	SD At LA	Kershaw	LA Won, 14-3	53,701
4/9/85	At HOU	Valenzuela	LA Lost, 2-1	42,876	3/29/18	SF At LA	Kershaw	LA Lost, 1-0	53,595
4/12/85	SF At LA	Honeycutt	LA Lost, 4-1	46,910	3/28/19	Ari At LA	Ryu	LA Won, 12-5	53,086
4/7/86	SD At LA	Valenzuela	LA Won, 2-1	49,444	7/23/20	SF at LA	May	LA Won, 8-1	---
4/6/87	At HOU	Hershiser	LA Lost, 4-3	44,585	4/1/21	LA at COL	Kershaw	LA Lost, 8-5	20,570
4/9/87	SF At LA	Welch	LA Lost, 8-1	46,289	4/8/22	LA at COL	Buehler	LA Won, 5-3	48,627
4/4/88	SF At LA	Valenzuela	LA Lost, 5-1	48,484	3/30/23	Ari At LA	Urias	LA Won, 8-2	52,075
4/3/89	At CIN	Belcher	LA Lost, 6-4	55,385	3/20/24	vs. SDP in Seoul	Glasnow	Dodgers, 5-2	15,952
4/13/89	vs. HOU	Belcher	Astros, 6-4	47,136	3/28/24	STL at LA	Glasnow	Dodgers, 7-1	52,667
4/9/90	SD At LA	Hershiser	LA Won, 4-2	48,686					

Los Angeles Dodger Opening Day Lineups

1958	1962	1966	1970	1974	1978
Cimoli	Wills	Wills	Wills	Lopes	Lopes
Reese	Gilliam	Parker	Buckner	Buckner	Russell
Snider	Moon	W. Davis	Wynn	Wynn	Smith
Hodges	Snider	Fairly	Crawford	Ferguson	Cey
Neal	Roseboro	Lefebvre	Parker	Crawford	Garvey
Gray	Fairly	Johnson	Garvey	Cey	Baker
Furillo	Spencer	Roseboro	Haller	Joshua	Monday
Walker	W. Davis	Oliver	Sizemore	Russell	Yeager
Drysdale	Podres	Osteen	Osteen	Sutton	C
1959	1963	1967	1971	1975	1979
Fairly	Wills	Parker	Wills	Lopes	Lopes
Moon	Oliver	Hunt	Buckner	Buckner	Russell
Roseboro	W. Davis	Johnson	W. Davis	Wynn	Smith
Snider	T. Davis	Fairly	Parker	Ferguson	Garvey
Neal	Skowron	Lefebvre	Allen	Garvey	Cey
Hodges	Roseboro	Roseboro	Sims	Cey	Baker
Zimmer	Fairly	Bailey	Garvey	Yeager	Monday
Baxes	McMullen	Michael	Russell	Russell	Yeager
Drysdale	Drysdale	Miller	Singer	Sutton	Hooton
1960	1964	1968	1972	1976	1980
Gilliam	Wills	W. Davis	Wills	Buckner	Lopes
Neal	Gilliam	Versalles	Buckner	Sizemore	Law
Moon	W. Davis	Parker	Baker	Baker	Smith
Snider	T. Davis	Ferrara	Robinson	Garvey	Garvey
Hodges	Fairly	Bailey	Lefebvre	Cey	Baker
Roseboro	Howard	Fairly	Crawford	Ferguson	Cey
Demeter	Roseboro	Popovich	Sims	Yeager	Thomas
Wills	Werhas	Haller	Grabarkewitz	Russell	Yeager
Drysdale	Koufax	Osteen	Sutton	Sutton	Hooton
1961	1965	1969	1973	1977	1981
Wills	Wills	Crawford	Lacy	Lopes	Lopes
W. Davis	Parker	Gabrielson	Mota	Russell	Landreaux
T. Davis	W. Davis	Sudakis	Buckner	Smith	Baker
Snider	T. Davis	Fairly	W. Davis	Cey	Garvey
Moore	Roseboro	Kosco	Crawford	Garvey	Cey
Larker	Lefebvre	Haller	Ferguson	Monday	Guerrero
Neal	Fairly	Lefebvre	McMullen	Baker	Scioscia
Roseboro	Kennedy	Sizemore	Russell	Yeager	Russell
Drysdale	Drysdale	Drysdale	Sutton	Sutton	Valenzuela

Los Angeles Dodger Opening Day Lineups

1982	Murray	1B	Beltre	3B	2010	Furcal	SS	2020	Muncy	1B
Sax	Daniels	LF	Elster	SS	Martin	C		Betts	RF	
Landreaux	Harris	LF	Brown	P	Ethier	RF		Bellinger	CF	
Baker	Scioscia	C			Ramirez	LF		Turner	3B	
Garvey	Griffin	SS	2001	Goodwin	CF	Kemp	CF	Seager	SS	
Cey	Belcher	P	Grudzielanek	2B	Loney	1B		Hernandez	2B	
Guerrero			Sheffield	LF	Blake	3B		Pederson	LF	
Yeager	1992	Butler	Green	RF	Dewitt	2B		Pollock	DH	
Russell	Harris	CF	Karros	1B	Padilla	P		Barnes	C	
Reuss	Daniels	3B	Donnels	3B				May	P	
	Strawberry	1B	Kreuter	C						
1983	Davis	LF	Cora	SS	2011	Furcal	SS	2021	Betts	RF
Sax	Samuel	2B	Park	P	Gwynn	LF		Seager	J. Turner	SS
Landreaux	Scioscia	C			Ethier	RF		J. Turner	CF	
Baker	Offerman	SS	2002	Roberts	Kemp	CF		Bellinger	CF	
Guerrero	R. Martinez	P	Izturis	CF	Loney	1B		Muncy	1B	
Brook			Lo Duca	SS	Uribe	3B		Taylor	LF	
Marshall	1993	Offerman	Green	RF	Barajas	C		Lux	2B	
Russell	Butler	SS	Jordan	LF	Carroll	C		Barnes	C	
Yeager	Strawberry	CF	Beltre	3B	Kershaw	P		Kershaw	P	
Valenzuela	Davis	RF	Karros	1B				2022	Betts	RF
	Wallach	3B	Grudzielanek	2B	2012	Sendon	SS	Freeman	1B	
1984	Karros	1B	Brown	P	M. Ellis	2B		T. Turner	SS	
Sax	Piazza	C			Kemp	CF		J. Turner	DH	
Landreaux	Reed	2B	2003	Roberts	Ethier	RF		Muncy	3B	
Guerrero	Hershiser	P	Lo Duca	C	Rivera	LF		Smith	LF	
Marshall			Green	RF	Loney	1B		Taylor	CF	
Maldonado	1994	Deshields	Jordan	LF	Uribe	3B		Bellinger	2B	
Rivera	Butler	CF	McGriff	1B	A. Ellis	C		Lux	P	
Scioscia	Piazza	CF	Beltre	3B	Kershaw	P		2023	Betts	RF
Valenzuela	Karros	1B	Cabrera	2B				Freeman	1B	
	Wallach	3B	Izturis	SS	2013	Crawford	LF	Smith	C	
1985	Rodriguez	LF	Nomo	P	M. Ellis	2B		Muncy	3B	
Landreaux	Mondesi	CF			Kemp	CF		Martinez	DH	
Oliver	Offerman	SS	2004	Roberts	Gonzalez	1B		Peralta	LF	
Guerrero	Hershiser	P	Izturis	LF	Ethier	RF		Vargas	2B	
Scioscia			Bradley	SS	Cruz	3B		Outman	CF	
Bream	1B	1995	Green	CF	A. Ellis	C		Rojas	SS	
Anderson	SS	Deshields	Lo Duca	1B	Sellers	SS		Urias	P	
Valenzuela	P	Offerman	Encarnacion	C	Kershaw	P		2024	Betts	SS
	Mondesi	CF	Beltre	RF				Ohtani	SS	
1986	Piazza	CF	Cora	RF	2014	Puig	RF	Freeman	1B	
Duncan	Karros	1B	Nomo	2B	Turner	2B		Smith	C	
Landreaux	Rodriguez	RF		P	Ramirez	SS		Muncy	3B	
Madlock	Ashley	LF			Gonzalez	1B		Hernandez	CF	
Brook	Hansen	3B	2005	Izturis	Van Slyke	LF		Outman	RF	
Marshall	R. Martinez	P	Choi	SS	Uribe	3B		Hayward	LF	
Stubbs			Drew	1B	Ethier	CF		Lux	2B	
Scioscia	1996	Deshields	Kent	RF	Ellis	C		Glasnow	P	
Sax	2B	Deshields	Bradley	2B	Kershaw	P				
Valenzuela	P	Butler	Valentin	CF						
	Piazza	C	Ledee	3B	2015	Rollins	SS			
1987	Karros	1B	Phillips	LF	Puig	RF				
Sax	Mondesi	RF	Low	C	Gonzalez	1B				
Duncan	Blowers	3B		P	Kendrick	2B				
Madlock	Hollandsworth	LF	2006	Furcal	Crawford	LF				
Marshall	Gagne	SS	Crux	SS	Uribe	3B				
Stubbs	R. Martinez	P	Drew	LF	Pederson	CF				
Landreaux			Kent	RF	Ellis	C				
Scioscia	1997	Butler	Saenz	CF	Kershaw	P				
Ramsey	Guerrero	CF	Mueller	2B						
Hershiser	Mondesi	2B	Alomar Jr.	1B	2016	Utley	2B			
1988	Piazza	RF	Repko	3B	Seager	SS				
Sax	Alomar Jr.	C	Low	C	Turner	3B				
Griffin	Karros	1B		P	Gonzalez	1B				
Gibson	Zelle	3B			Puig	RF				
Guerrero	Hollandsworth	LF	2007	Pierre	Crawford	LF				
Marshall	Gagne	SS		CF	Pederson	CF				
Shelby	R. Martinez	P		CF	Ellis	C				
Davis				1B	Kershaw	P				
Scioscia	1998	Martin	Garciaparra	C						
Valenzuela	Young	2B	Kent	2B	2017	Toles	LF			
	Vizcaino	SS	Gonzalez	LF	Seager	SS				
1989	Piazza	C	Betemit	3B	Turner	3B				
Randolph	Zelle	3B	Ethier	RF	Gonzalez	1B				
Griffin	Mondesi	RF	Martinez	SS	Forsythe	CF				
Gibson	Konerko	1B	Low	P	Pederson	CF				
Murray	Hollandsworth	LF			Grandal	CF				
Marshall	Hubbard	CF	2008	Furcal	Puig	RF				
Shelby	R. Martinez	P	Ethier	SS	Kershaw	P				
Hamilton			Kemp	RF						
Scioscia	1999	Young	Kent	2B	2018	Taylor	CF			
Belcher	Grudzielanek	SS	Jones	CF	Seager	RF				
	Sheffield	LF	Martin	C	Puig	SS				
1990	Mondesi	RF	Loney	1B	Hernandez	2B				
Samuel	Mondesi	RF	Dewitt	C	Bellinger	1B				
Randolph	White	CF	Penny	P	Kemp	LF				
Brooks	Karros	1B			Grandal	LF				
Murray	Hundley	C	2009	Furcal	Forsythe	3B				
Daniels	Beltre	3B		Hudson	Kershaw	P				
Hamilton	Brown	P		Ramirez						
Scioscia	2000	White		Ethier	2019	Pederson	RF			
Griffin	Grudzielanek	CF		Martin	Seager	SS				
Hershiser	Sheffield	LF		Loney	Muncy	3B				
	Green	RF		Blake	Pollock	1B				
1991	Karros	1B		Kuroda	Bellinger	CF				
Butler	Hundley	C			Hernandez	2B				
Samuel					Barnes	C				
Strawberry					Ryu	P				

Most O.D. Starts In L.A. Dodger History

C	Scioscia (10)
1B	Karros (9)
2B	Lopes (7)
3B	Cey (9)
SS	Russell (11)
CF	W. Davis (11)
RF	Ethier (6)
LF	Baker (7)
P	Kershaw (10)

L.A. Opening Day Facts And Figures

Win-Loss Record	38-29
Extra-Inning Games:	2-1
Most Victories	5
Drysdale	5
Kershaw	4
Sutton	2
Valenzuela	2
R. Martinez	2
Brown	2
Highest Home Attendance	57,099 2009

H I S T O R Y A N D R E C O R D S

Wild Card Series Results

Year	Game	Date	W/L Score	Winner	Loser	Att.	Year	Game	Date	W/L Score	Winner	Loser	Att.
2020	1	9-30 vs. MIL	W, 4-2	Urias	Suter	---	2021	1	10-6 vs. STL	W, 3-1	Jansen	McFarland	53,193
	2	10-1 vs. MIL	W, 3-0	Kershaw	Woodruff	---							
2021	1	10-6 vs. STL	W, 3-1	Jansen	McFarland								

Division Series Results

Year	Game	Date	W/L Score	Winner	Loser	Att.	Year	Game	Date	W/L Score	Winner	Loser	Att.
1981	1	10-5 At HOU	L, 1-3	Ryan	Stewart	44,836	2016	1	10-7 At WAS	W, 4-3	Kershaw	Scherzer	43,915
	2	10-7 At HOU	L, 0-1 (11)	Sambito	Stewart	42,398		2	10-9 At WAS	L, 2-5	Treinen	Hill	43,826
	3	10-9 At LA	W, 6-1	Hooton	Knipper	46,820		3	10-10 At LA	L, 3-8	Scalls	Maeda	53,901
	4	10-10 At LA	W, 2-1	Valenzuela	Rhule	55,983		4	10-11 At LA	W, 6-5	Blanton	Treinen	49,617
	5	10-11 At LA	W, 4-0	Reuss	Ryan	55,979		5	10-13 At WAS	W, 4-3	Urias	Rzepczynski	43,936
1995	1	10-3 At LA	L, 2-7	Schourek	R. Martinez	44,199	2017	1	10-6 Vs. ARI	W, 9-5	Kershaw	Walker	54,707
	2	10-4 At LA	L, 4-6	Burba	Osuna	46,051		2	10-7 Vs. ARI	W, 8-5	Maeda	Ray	54,726
	3	10-4 At Cin.	L, 1-10	Wells	Nomo	53,276		3	10-9 At ARI	W, 3-1	Darvish	Greinke	48,641
1996	1	10-2 At LA	L, 1-2	Smoltz	Osuna	47,428	2018	1	10-4 Vs. ATL	W, 6-0	Ryu	Foltynewicz	50,947
	2	10-3 At ATL	L, 2-5	Maddux	Valdes	51,916		2	10-5 Vs. ATL	W, 3-0	Kershaw	Sanchez	54,452
	3	10-5 At STL	L, 2-5	Glavine	Nomo	52,529		3	10-7 At ATL	L, 5-6	Toussaint	Wood	42,385
2004	1	10-5 At STL	L, 3-8	Williams	Perez	52,127	2019	4	10-8 At ATL	W, 6-2	Madson	Venters	39,586
	2	10-7 At STL	L, 3-8	Haren	Weaver	52,228		1	10-3 vs. WAS	W, 6-0	Buehler	Corbin	53,095
	3	10-9 At STL	W, 4-0	Lima	Morris	55,942		2	10-4 vs. WAS	L, 2-4	Strasburg	Corbin	53,086
2006	4	10-10 At LA	L, 2-6	Suppan	Perez	56,268		3	10-6 at WAS	W, 2-4	Ryu	Corbin	43,423
	1	10-4 At NYM	L, 5-6	Mota	PenNYM	56,979		4	10-7 at WAS	L, 1-6	Scherzer	Kelly	36,847
2008	2	10-5 At NYM	L, 1-4	Glavine	Kuo	57,029	2020	5	10-9 vs. WAS	L, 3-7 (10)	Hudson	Kelly	54,159
	3	10-7 At LA	L, 5-9	Feliciano	Broxton	56,293		1	10-6 vs. SD*	W, 5-1	May	Richards	---
	1	10-1 At CHC	W, 7-2	Lowe	Dempster	42,099		2	10-7 vs. SD*	W, 6-5	Kershaw	Davies	---
2009	2	10-2 At CHC	W, 10-3	Billingsley	Zambreno	42,136		3	10-8 at SD*	W, 12-3	Urias	Morejon	---
	3	10-4 At LA	W, 3-1	Kuroda	Harden	56,000	2021	1	10-8 at SFG	L, 0-4	Webb	Buehler	41,934
	1	10-8 At LA	W, 5-3	Weaver	Carpenter	56,000		2	10-9 at SFG	W, 9-2	Urias	Gausman	42,275
2013	2	10-8 At LA	W, 3-2	Sherrill	Franklin	51,819		3	10-11 at ATL	L, 0-1	Rogers	Scherzer	53,299
	3	10-10 At STL	W, 5-1	Padilla	Pineiro	47,296		4	10-12 at LA	W, 7-2	Kelly	DeSclafani	53,935
2014	1	10-3 At ATL	W, 6-1	Kershaw	Medlen	43,021		5	10-14 at SFG	W, 2-1	Jansen	Doval	42,275
	2	10-4 At ATL	L, 3-4	Minor	Greinke	48,966	2022	1	10-11 vs. LA	W, 5-3	Urias	Clevinger	52,407
	3	10-4 At LA	W, 13-6	Capuano	Telheren	54,646		2	10-12 vs. LA	L, 3-5	Darvish	Graterol	53,102
2015	4	10-7 At LA	W, 4-3	Wilson	Carpenter	54,438		3	10-14 at SD	L, 1-2	Snell	Almonte	45,137
	1	10-3 At LA	L, 9-10	Gonzales	Kershaw	52,265		4	10-15 at SD	L, 3-5	Hill	Kelly	45,139
	2	10-4 At STL	W, 3-2	League	Neshek	54,599	2023	1	10-7 vs. ARI	L, 2-11	Kelly	Kershaw	51,653
2016	3	10-6 At STL	L, 1-3	Lackey	Elbert	47,574		2	10-9 vs. ARI	L, 2-4	Gallen	Miller	51,449
	4	10-7 At STL	L, 2-3	Gonzales	Kershaw	46,906		3	10-11 at ARI	L, 2-4	Mantiply	Lynn	48,175
	1	10-9 At LA	L, 1-3	Degrom	Kershaw	54,428	2024	1	10/5 vs. SD	W, 7-5	Brasier	Morejon	53,028
	2	10-10 At LA	W, 5-2	Greinke	Syndergaard	54,465		2	10/6 vs. SD	L, 2-10	Darvish	Flaherty	53,028
2017	3	10-12 At NYM	L, 7-13	Harvey	Anderson	44,276		3	10/8 at SD	L, 6-5	King	Buehler	47,744
	4	10-13 At NYM	W, 3-1	Kershaw	Matz	44,183		4	10/9 at SD	W, 8-0	Phillips	Cease	47,773
	5	10-15 At LA	L, 2-3	Degrom	Greinke	54,602		5	10/11 vs. SD	W, 2-0	Yamamoto	Darvish	53,183

*Neutral Site @ Globe Life Field

Championship Series Results

Year	Game	Date	W/L Score	Winner	Loser	Att.	Year	Game	Date	W/L Score	Winner	Loser	Att.
1974	1	10-5 At PIT	W, 3-0	Sutton	Reuss	40,638	2013	1	10-11 At STL	L, 2-3	Lynn	Withrow	46,691
	2	10-6 At PIT	W, 5-2	Messersmith	Giusti	49,247		2	10-12 At STL	L, 0-1	Wacha	Kershaw	46,872
	3	10-8 At LA	L, 0-7	Kison	Rau	55,953		3	10-14 Vs. STL	W, 3-0	Ryu	Wainwright	53,940
	4	10-9 At LA	W, 12-1	Sutton	Reuss	54,424		4	10-15 Vs. STL	L, 2-4	Lynn	Nolasco	53,992
1977	1	10-4 At LA	L, 5-7	Garber	Sosa	55,968		5	10-16 Vs. STL	W, 6-4	Greinke	Kelly	53,183
	2	10-5 At LA	W, 7-1	Sutton	Lonborg	55,973	2016	6	10-18 At STL	L, 0-9	Wacha	Kershaw	46,899
	3	10-7 At PHI	W, 6-5	Rautzhan	Garber	63,719		1	10-15 At CHC	L, 4-8	Chapman	Blanton	42,376
	4	10-8 At PHI	W, 4-1	John	Carlton	64,924		2	10-16 At CHC	W, 1-0	Kershaw	Hendricks	42,384
1978	1	10-4 At PHI	W, 9-5	Welch	Christenson	63,460		3	10-18 Vs. CHC	W, 6-0	Hill	Arrieta	54,269
	2	10-5 At PHI	W, 4-0	John	Ruthven	60,642		4	10-19 Vs. CHC	L, 2-10	Montgomery	Urias	54,449
	3	10-6 At LA	L, 4-9	Carlton	Sutton	55,043		5	10-20 Vs. CHC	L, 4-8	Lester	Blanton	54,449
	4	10-7 At LA	W, 4-3 (10)	Forster	McGraw	55,124	2017	6	10-22 At CHC	L, 0-5	Hendricks	Kershaw	42,386
1981	1	10-13 At LA	W, 5-1	Hooton	Gullickson	51,273		1	10-14 Vs. CHC	W, 5-2	Maeda	Rondon	54,289
	2	10-14 At LA	L, 0-3	Burris	Valenzuela	53,463		2	10-15 Vs. CHC	W, 4-1	Jansen	Duensing	54,479
	3	10-16 At MON	L, 1-4	Rogers	Reuss	54,372		3	10-17 At CHC	W, 6-1	Darvish	Hendricks	41,871
	4	10-17 At MON	W, 7-1	Hooton	Gullickson	54,499		4	10-18 At CHC	L, 2-3	Arrieta	Wood	42,195
	5	10-19 At MON	W, 2-1	Valenzuela	Rogers	36,491		5	10-19 At CHC	W, 11-1	Kershaw	Quintana	42,735
1983	1	10-4 At LA	L, 0-1	Carlton	Reuss	55,254	2018	1	10-12 At MIL	L, 5-6	Woodruff	Kershaw	43,615
	2	10-5 At LA	W, 4-1	Valenzuela	Denny	55,967		2	10-13 At MIL	W, 4-3	Baez	Jeffress	43,905
	3	10-7 At PHI	L, 2-7	Hudson	Welch	53,490		3	10-15 Vs. MIL	L, 0-4	Chacin	Buehler	52,793
	4	10-8 At PHI	L, 2-7	Carlton	Reuss	64,494		4	10-16 Vs. MIL	W, 2-1	Urias	Guerra	53,764
1985	1	10-9 At LA	W, 4-1	Valenzuela	Tudor	55,270		5	10-17 Vs. MIL	W, 5-2	Kershaw	Woodruff	54,502
	2	10-10 At LA	W, 8-2	Hershiser	Andujar	55,222	2020	6	10-19 At MIL	L, 2-7	Knebel	Ryu	43,619
	3	10-12 At STL	L, 2-4	Cox	Welch	53,708		7	10-20 At MIL	W, 5-1	Madson	Chacin	44,097
	4	10-13 At STL	L, 2-12	Tudor	Reuss	53,708		1	10-12 vs. ATL*	L, 1-5	Smith	Treinen	10,700
	5	10-14 At STL	L, 2-3	Lahti	Niedentuer	53,708		2	10-13 vs. ATL*	L, 7-8	Matzek	Gonsolin	10,624
1988	6	10-16 At LA	L, 5-7	Worrell	Niedentuer	55,208	2021	3	10-14 at ATL*	W, 15-3	Urias	Wright	10,664
	1	10-4 At LA	L, 2-3	Myers	J. Howell	55,582		4	10-15 at ATL*	L, 2-10	Wilson	Kershaw	11,044
	2	10-5 At LA	W, 6-3	Belcher	Cone	55,780		5	10-16 at ATL*	W, 7-3	Treinen	Smith	11,119
	3	10-8 At NYM	L, 4-8	Myers	Peña	44,672		6	10-17 vs. ATL*	W, 3-1	Buehler	Fried	10,772
	4	10-9 At NYM	W, 5-4 (12)	Peña	McDowell	54,014		7	10-18 vs. ATL*	W, 4-3	Urias	Martin	10,920
2008	5	10-10 At NYM	W, 7-4	Belcher	Fernandez	52,069	2024	1	10-16 at ATL	L, 2-3	Smith	Treinen	41,815
	6	10-11 At LA	L, 1-5	Cone	Leary	55,885		2	10-17 at ATL	L, 4-5	Smith	Graterol	41,873
	7	10-12 At LA	W, 6-0	Hershiser	Darling	55,693		3	10-19 at LA	W, 6-5	Gonsolin	Jackson	51,307
	1	10-9 At PHI	L, 2-3	Hamels	Lowe	45,839		4	10-20 at LA	L, 2-9	Smyly	Urias	53,025
	2	10-10 At PHI	L, 5-8	Myers	Billingsley	45,883		5	10-21 At LA	W, 11-2	Phillips	Fried	51,363
2009	3	10-12 At LA	W, 7-2	Kuroda	Moyer	56,800	2024	6	10-23 At ATL	L, 2-4	Matzek	Buehler	43,060
	4	10-13 At LA	L, 5-7	Madson	Wade	56,800		1	10/13 vs. NYM	W, 9-0	Flaherty	Senga	53,503
	5	10-15 At LA	L, 1-5	Hamels	Billingsley	56,800		2	10/14 vs. NYM	L, 3-7	Manaea	Brasier	52,296
	1	10-15 At LA	L, 6-8	Hamels	Kershaw	56,000		3	10/16 at NYM	W, 8-0	Kopech	Severino	43,883
	2	10-16 At LA	W, 3-2	Kuo	Park	56,000		4	10/17 at NYM	W, 10-2	Phillips	Quintana	43,882
	3	10-18 At PHI	L, 0-11	Lee	Kuroda	45,721		5	10/18 at NYM	L, 6-12	Stankov	Flaherty	43,841
2010	4	10-19 At PHI	L, 4-5	Lidge	Broxton	46,157		6	10/20 vs. NYM	W, 10-5	Casparius	Manaea	52,674
	5	10-21 At PHI	L, 4-10	Durbin	Padilla	46,214							

*Neutral Site @ Globe Life Field

H I S T O R Y A N D R E C O R D S

World Series Results

Year	Game	Date	W/L, Score	Winner	Loser	Att.	Year	Game	Date	W/L, Score	Winner	Loser	Att.
1916 (1-4)	1	10-7 At BOS	L, 5-6	Shore	Marquard	36,117	1965 (4-3)	1	10-6 At MIN	L, 2-8	Grant	Drysdale	47,797
	2	10-9 At BOS	L, 1-2 (14)	Ruth	Smith	41,373		2	10-7 At MIN	L, 1-5	Kaats	Koufax	48,700
	3	10-10 At BRK	W, 4-3	Coombs	Mays	21,087		3	10-9 At LA	W, 4-0	Osteen	Pascual	55,934
	4	10-11 At BRK	L, 2-6	Leonard	Marquard	21,662		4	10-10 At LA	W, 7-2	Drysdale	Grant	55,920
	5	10-12 At BOS	L, 1-4	Shore	Pfeffer	42,620		5	10-11 At LA	W, 7-0	Koufax	Kaats	55,801
1920 (2-5)	1	10-5 At BRK	L, 1-3	Coveleski	Marquard	23,573	1966 (0-4)	6	10-13 At MIN	L, 1-5	Grant	Osteen	49,578
	2	10-6 At BRK	W, 3-0	Grimes	Bagby	22,559		7	10-14 At MIN	W, 2-0	Koufax	Kaats	50,596
	3	10-7 At BRK	W, 2-1	S. Smith	Caldwell	25,088		1	10-5 At LA	L, 2-5	Drabowsky	Drysdale	55,941
	4	10-9 At CLE	L, 1-5	Coveleski	Cadore	25,734		2	10-6 At LA	L, 0-6	Palmer	Koufax	55,947
	5	10-10 At CLE	L, 1-8	Bagby	Grimes	26,884		3	10-8 At BAL	L, 0-1	Bunker	Osteen	54,445
	6	10-11 At CLE	L, 0-1	Mails	S. Smith	27,194		4	10-9 At BAL	L, 0-1	Mcnally	Drysdale	54,458
	7	10-12 At CLE	L, 0-3	Coveleski	Grimes	27,525	1974 (1-4)	1	10-12 At LA	L, 2-3	Fingers	Messersmith	55,974
1941 (1-4)	1	10-1 At NYY	L, 2-3	Ruffing	Davis	68,540		2	10-13 At LA	W, 3-2	Sutton	Blue	55,989
	2	10-2 At NYY	W, 3-2	Wyatt	Chandler	66,248		3	10-15 At OAK	L, 2-3	Hunter	Downing	49,347
	3	10-4 At BRK	L, 1-2	Russo	Casey	33,100		4	10-16 At OAK	L, 2-5	Holtzman	Messersmith	49,347
	4	10-5 At BRK	L, 4-7	Murphy	Casey	33,813		5	10-17 At OAK	L, 2-3	Odum	Marshall	49,347
	5	10-6 At BRK	L, 1-3	Banham	Wyatt	34,072	1977 (2-4)	1	10-11 At NYY	L, 3-4 (12)	Lyle	Rhoden	56,668
1947 (3-4)	1	9-30 At NYY	L, 3-5	Shea	Branca	73,365		2	10-12 At NYY	W, 6-1	Hooton	Hunter	56,691
	2	10-1 At NYY	L, 3-10	Reynolds	Lombardi	69,865		3	10-14 At LA	L, 3-5	Torrez	John	55,992
	3	10-2 At BRK	W, 9-8	Casey	Newsom	33,098		4	10-15 At LA	L, 2-4	Guidry	Rau	55,995
	4	10-3 At BRK	W, 3-2	Casey	Bevens	33,443		5	10-16 At LA	W, 10-4	Sutton	Gullett	55,955
	5	10-4 At BRK	L, 1-2	Shea	Barney	34,379		6	10-18 At NYY	L, 4-8	Torrez	Hooton	56,407
	6	10-5 At NYY	W, 8-6	Branca	Page	74,065	1978 (2-4)	1	10-10 At LA	W, 11-5	John	Figueroa	55,997
	7	10-6 At NYY	L, 2-5	Page	Gregg	71,548		2	10-11 At LA	W, 4-3	Hooton	Hunter	55,982
1949 (1-4)	1	10-5 At NYY	L, 0-1	Reynolds	Newcombe	66,230		3	10-13 At NYY	L, 1-5	Guidry	Sutton	56,447
	2	10-6 At NYY	W, 1-0	Roe	Raschi	70,053		4	10-14 At NYY	L, 3-4 (10)	Gossage	Welch	56,445
	3	10-7 At BRK	L, 3-4	Page	Branca	32,788		5	10-15 At NYY	L, 2-12	Beattie	Hooton	56,448
	4	10-8 At BRK	L, 4-6	Lopat	Newcombe	33,934		6	10-17 At LA	L, 2-7	Hunter	Sutton	55,985
	5	10-9 At BRK	L, 6-10	Raschi	Barney	33,711	1981 (4-2)	1	10-20 At NYY	L, 3-5	Guidry	Reuss	56,470
1952 (3-4)	1	10-1 At BRK	W, 4-2	Black	Reynolds	34,861		2	10-21 At NYY	L, 0-3	John	Hooton	56,505
	2	10-2 At BRK	L, 1-7	Raschi	Erskine	33,792		3	10-23 At LA	W, 5-4	Valenzuela	Frazier	56,236
	3	10-3 At NYY	W, 5-3	Roe	Lopat	66,698		4	10-24 At LA	W, 8-7	Howe	Frazier	56,242
	4	10-4 At NYY	L, 0-2	Reynolds	Black	71,787		5	10-25 At LA	W, 2-1	Reuss	Guidry	56,115
	5	10-5 At NYY	W, 6-5 (11)	Erskine	Sain	70,536		6	10-28 At NYY	W, 9-2	Hooton	Frazier	56,513
	6	10-6 At BRK	L, 2-3	Raschi	Loes	33,195	1988 (4-1)	1	10-15 At LA	W, 5-4	Peña	Eckersley	55,983
	7	10-7 At BRK	L, 2-4	Reynolds	Black	33,195		2	10-16 At LA	W, 6-0	Hershiser	Davis	56,051
1953 (2-4)	1	9-30 At NYY	L, 9-9	Sain	Labine	69,374		3	10-18 At OAK	L, 1-2	Honeycutt	Howell	49,316
	2	10-1 At NYY	L, 2-4	Lopat	Roe	66,786		4	10-19 At OAK	W, 4-3	Belcher	Stewart	49,317
	3	10-2 At BRK	W, 3-2	Erskine	Raschi	35,270		5	10-20 At OAK	W, 5-2	Hershiser	Davis	49,317
	4	10-3 At BRK	W, 7-3	Loes	Ford	36,775	2017 (3-4)	1	10-24 At LA	W, 3-1	Kershaw	Keuchel	54,253
	5	10-4 At BRK	L, 7-11	Modonald	Podres	36,775		2	10-25 At LA	L, 6-7 (11)	Devenski	Mccarthy	54,293
1955 (4-3)	6	10-5 At NYY	L, 3-4	Reynolds	Labine	62,370		3	10-27 At HOU	L, 3-5	Mccullers Jr.	Darvish	43,282
	1	9-28 At NYY	L, 6-6	Ford	Newcombe	63,869		4	10-28 At HOU	W, 6-2	Watson	Giles	43,322
	2	9-29 At NYY	L, 2-4	Byrne	Loes	64,707		5	10-29 At HOU	L, 12-13 (10)	Musgrove	Jansen	43,300
	3	9-30 At BRK	W, 8-3	Podres	Turley	34,209		6	10-31 At LA	W, 3-1	Watson	Verlander	54,128
	4	10-1 At BRK	W, 8-5	Labine	Larsen	36,242		7	11-1 At LA	L, 1-5	Morton	Darvish	54,124
	5	10-2 At BRK	W, 5-3	Craig	Grim	36,796	2018 (1-4)	1	10-23 At BOS	L, 4-8	Barnes	Kershaw	38,454
	6	10-3 At NYY	L, 1-5	Ford	Spooner	64,022		2	10-24 At BOS	L, 2-4	Price	Ryu	38,644
1956 (3-4)	7	10-4 At NYY	W, 2-0	Maglie	Byrne	62,465		3	10-26 At LA	W, 3-2 (18)	Wood	Eovaldi	53,114
	1	10-3 At BRK	W, 6-3	Maglie	Ford	34,479		4	10-27 At LA	L, 6-9	Kelly	Floro	54,400
	2	10-5 At BRK	W, 13-8	Bessent	Morgan	36,217		5	10-28 At LA	L, 1-5	Price	Kershaw	54,367
	3	10-6 At NYY	L, 3-5	Ford	Craig	73,977	2020 (4-2)	1	10-20 vs. TB*	W, 8-3	Kershaw	Glasnow	11,388
	4	10-7 At NYY	L, 2-6	Sturdivant	Erskine	69,705		2	10-21 vs. TB*	L, 4-6	Anderson	Gonsolin	11,472
	5	10-8 At NYY	L, 0-2	Larsen	Maglie	64,519		3	10-23 at TB	W, 6-2	Buehler	Morton	11,447
	6	10-9 At BRK	W, 1-0 (10)	Labine	Turley	33,224		4	10-24 at TB*	L, 7-8	Curtiss	Jansen	11,441
1959 (4-2)	7	10-10 At BRK	L, 0-9	Kucks	Newcombe	33,782		5	10-25 at TB*	W, 4-2	Kershaw	Glasnow	11,437
	1	10-1 At CWS	L, 0-11	Wynn	Craig	48,013	2024 (4-1)	6	10-26 vs. TB*	W, 3-1	Gonzalez	Anderson	11,437
	2	10-2 At CWS	W, 4-3	Podres	Shaw	47,368		1	10/25 vs. NYY	W, 6-3 (10)	Teinen	Cousins	52,394
	3	10-4 At LA	W, 3-1	Drysdale	Donovan	92,394		2	10/26 vs. NYY	W, 4-2	Yamamoto	Rodón	52,275
	4	10-5 At LA	W, 5-4	Sherry	Staley	92,650		3	10/28 at NYY	W, 4-2	Buehler	Schmidt	49,368
	5	10-6 At LA	L, 0-1	Shaw	Koufax	92,706		4	10/29 at NYY	L, 11-4	Holmes	Hudson	49,354
	6	10-8 At CWS	W, 9-3	Sherry	Wynn	47,653		5	10/30 at NYY	W, 7-6	Teinen	Kahnle	49,263
1963 (4-0)	1	10-2 At NYY	W, 5-2	Koufax	Ford	69,000	*Neutral Site @ Globe Life Field						
	2	10-3 At NYY	W, 4-1	Podres	Downing	66,455							
	3	10-5 At LA	W, 1-0	Drysdale	Bouton	55,912							
	4	10-6 At LA	W, 2-1	Koufax	Ford	55,912							

MLB Postseason Appearances and Championships

Most Postseason Appearances

Team	Appearances
BAL/NY Yankees	59
BRK/LA Dodgers	38
BOS/MIL/ATL Braves	36
STL Cardinals	32
PHI/KC/OAK Athletics	29
NY/SF Giants	27

Most World Series Appearances

Team	Appearances
BAL/NY Yankees	41
BRK/LA Dodgers	22
NY/SF Giants	20
STL Cardinals	19
BOS/MIL/ATL Braves	17
PHI/KC/OAK Athletics	14

H I S T O R Y A N D R E C O R D S

Award-Winning Dodgers

Most Valuable Player (15)

Jake Daubert	1913
Dazzy Vance	1924
Dolph Camilli	1941
Jackie Robinson	1949
Roy Campanella	1951
Roy Campanella	1953
Roy Campanella	1955
Don Newcombe	1956
Maury Wills	1962
Sandy Koufax	1963
Steve Garvey	1974
Kirk Gibson	1988
Clayton Kershaw	2014
Cody Bellinger	2019
Shohei Ohtani	2024

All-Star Game MVP (5)

Maury Wills (Game 1)	1962
Steve Garvey	1974
Don Sutton	1977
Steve Garvey	1978
Mike Piazza	1996

World Series MVP (7)

Johnny Podres	1955
Larry Sherry	1959
Sandy Koufax	1963
Sandy Koufax	1965
Ron Cey, Pedro Guerrero,	
Steve Yeager	1981
Orel Hershiser	1988
Corey Seager	2020
Freddie Freeman	2024
LCS MVP (8)	
Dusty Baker	1977
Steve Garvey	1978
Burt Hooton	1981
Orel Hershiser	1988
Chris Taylor, Justin Turner	2017
Cody Bellinger	2018
Corey Seager	2020
Tommy Edman	2024

Rookie of the Year (18)

Jackie Robinson	1947
Don Newcombe	1949
Joe Black	1952
Jim Gilliam	1953
Frank Howard	1960
Jim Lefebvre	1965
Ted Sizemore	1969
Rick Sutcliffe	1979
Steve Howe	1980
Fernando Valenzuela	1981
Steve Sax	1982
Eric Karros	1992
Mike Piazza	1993
Raul Mondesi	1994
Hideo Nomo	1995
Todd Hollandsworth	1996
Corey Seager	2016
Cody Bellinger	2017

Comeback Player of the Year (9)

Phil Regan	1966
Al Downing	1971
Jimmy Wynn	1974
Tommy John	1976
Jerry Reuss	1980
Pedro Guerrero	1987
Tim Leary	1988
Orel Hershiser	1991
Tim Lincecum	1994
Nomar Garciaparra	2006

Cy Young Award (12)

Don Newcombe	1956
Don Drysdale	1962
Sandy Koufax	1963
Sandy Koufax	1965
Sandy Koufax	1966
Mike Marshall	1974
Fernando Valenzuela	1981
Orel Hershiser	1988
Eric Gagné	2003
Clayton Kershaw	2011
Clayton Kershaw	2013
Clayton Kershaw	2014

Roberto Clemente Award

Steve Garvey	1981
Clayton Kershaw	2012
Justin Turner	2022

Dodger Rawlings Gold Glove Award Winners

1957 Gil Hodges, 1B	1970 Wes Parker, 1B	1978 Davey Lopes, 2B	2009 Orlando Hudson, 2B
1958 Gil Hodges, 1B	1971 Wes Parker, 1B	1981 Dusty Baker, OF	Matt Kemp, OF
1959 Gil Hodges, 1B	Willie Davis, OF	1986 Fernando Valenzuela, P	André Ethier, OF
Charlie Neal, 2B	1972 Willie Davis, OF	1988 Orel Hershiser, P	Matt Kemp, OF
1960 Wally Moon, OF	Wes Parker, 1B	1995 Raul Mondesi, OF	Clayton Kershaw, P
1961 John Roseboro, C	1973 Willie Davis, OF	1997 Raul Mondesi, OF	Adrián González, 1B
Maury Wills, SS	1974 Steve Garvey, 1B	1998 Charles Johnson, C	Zack Greinke, P
1962 Maury Wills, SS	Andy McSSersmith, P	2004 Cesar Izturis, SS	Zack Greinke, P
1966 John Roseboro, C	1975 Steve Garvey, 1B	Steve Finley, OF	2019 Cody Bellinger, OF
1967 Wes Parker, 1B	Andy McSSersmith, P	2006 Greg Maddux, P	Mookie Betts, OF
1968 Wes Parker, 1B	1976 Steve Garvey, 1B	2007 Russell Martin, C	Mookie Betts, OF
1969 Wes Parker, 1B	1977 Steve Garvey, 1B	2008 Greg Maddux, P	

Dodger Silver Slugger Award Winners

Dusty Baker, OF	1980 Mike Piazza, C	1995 Corey Seager, SS	2016
Dusty Baker, OF	1981 Eric Karros, 1B	1995 Corey Seager, SS	2017
Fernando Valenzuela, P	1981 Mike Piazza, C	1996 Cody Bellinger, OF	2019
Pedro Guerrero, OF	1982 Mike Piazza, C	1997 Mookie Betts, OF	2020
Fernando Valenzuela, P	1983 Adrian Beltre, 3B	2004 Mookie Betts, OF	2022
Steve Sax, 2B	1986 Jeff Kent, 2B	2005 Trea Turner, SS	2022
Kirk Gibson, OF	1988 Russell Martin, C	2007 Mookie Betts, OF	2023
Tim Lincecum, P	1988 Andre Ethier, OF	2009 Shohei Ohtani, DH	2024
Eddie Murray, 1B	1990 Matt Kemp, OF	2009 Teoscar Hernández, OF	2024
Mike Piazza, C	1993 Matt Kemp, OF	Mookie Betts, Utility	2024
Orel Hershiser, P	1993 Zack Greinke, P		
Mike Piazza, C	1994 Adrián González, 1B	2014	

Dodgers With Longest Service To The Club

Player	Years	Player	Years
Zack Wheat	18 1909-1926	Carl Furillo	15 1946-1960
Bill Russell	18 1969-1986	Steve Yeager	14 1972-1985
Clayton Kershaw	17 2008-2024	Jim Gilliam	14 1953-1966
Don Sutton	16 1966-1980, 1988	Steve Garvey	14 1969-1982
Duke Snider	16 1947-1962	Don Drysdale	14 1956-1969
Pee Wee Reese	16 1940-1942, 1946-1958	Willie Davis	14 1960-1973
Gil Hodges	16 1943, 1947-1961		

Hitting for the Cycle

Babe Herman set the Dodger career record for hitting for the cycle when he did so twice in 1931. He then tied the Major League record by doing so a third time with the Chicago Cubs, matching Bob Meusel (1921, 1922, 1928) and John Reilly (1883 (2), 1890).

Player	Date	Player	Date	Player	Date
Tom P. Burns	Aug. 1, 1890 (G2)	Dixie Walker	Sept. 2, 1944	Wes Parker	May 7, 1970
James Johnston	May 25, 1922 (G1)	Jackie Robinson	Aug. 29, 1948 (G1)	Orlando Hudson	April 13, 2009
Babe Herman	May 18, 1931	Gil Hodges	June 25, 1949	Cody Bellinger	July 15, 2017
Babe Herman	July 24, 1931				

Dodger Single-Season National League Batting Leaders (Since 1900)

Batting Average: (11)			Triples: (17)			Stolen Bases: (17)		
Jake Daubert	1913	.350	Jimmy Sheckard	1901	21	Jimmy Sheckard	1903	67**
Jake Daubert	1914	.329	Harry Lumley	1904	18	Pete Reiser	1942	20
Zack Wheat	1918	.335	Whitey Alperman	1907	16**	Arky Vaughan	1943	20
Lefty O'Doul	1932	.368	Jake Daubert	1918	15	Pete Reiser	1946	34
Pete Reiser	1941	.343	Hy Myers	1919	14**	Jackie Robinson	1947	29
Dixie Walker	1944	.357	Hy Myers	1920	22	Jackie Robinson	1949	37
Jackie Robinson	1949	.342	Pete Reiser	1941	17	Pee Wee Reese	1952	30
Carl Furillo	1953	.344	Luis Olmo	1945	13	Maury Wills	1960	50
Tommy Davis	1962	.346	Jim Gilliam	1953	17	Maury Wills	1961	35
Tommy Davis	1963	.326	Wally Moon	1959	11**	Maury Wills	1962	104
Trea Turner	2021	.313	Charlie Neal	1959	11**	Maury Wills	1963	40
On-Base Percentage: (9)			Willie Davis	1962	10**	Maury Wills	1964	53
Casey Stengel	1914	.404	Maury Wills	1962	10**	Maury Wills	1965	94
Eddie Stanky	1946	.436	Willie Davis	1970	16	Davey Lopes	1975	77
Jackie Robinson	1952	.440	Brett Butler	1994	9**	Davey Lopes	1976	63
Duke Snider	1956	.399	Dee Gordon	2014	12	Dee Gordon	2014	64
Wally Moon	1961	.434	Gavin Lux	2022	7	Trea Turner	2021	32
Reggie Smith	1977	.427	Singles: (16)			Walks: (11)		
Pedro Guerrero	1985	.422	Wee Willie Keeler	1900	179	Jack Fournier	1925	86
Freddie Freeman	2022	.407	Jake Daubert	1911	146**	Dolph Camilli	1938	119
Shohei Ohtani	2024	.390	Jake Daubert	1913	152	Dolph Camilli	1939	110
Slugging Percentage: (9)			Ivy Olson	1919	140	Augie Galan	1943	103
Jimmy Sheckard	1901	.536	Zack Wheat	1924	149	Augie Galan	1944	101
Harry Lumley	1906	.477	Milt Stock	1925	164	Eddie Stanky	1945	148
Zack Wheat	1916	.461	Lefty O'Doul	1932	158**	Eddie Stanky	1946	137
Hy Myers	1919	.436	Maury Wills	1961	150**	Pee Wee Reese	1947	104**
Pete Reiser	1941	.558	Maury Wills	1962	179	Duke Snider	1956	99
Duke Snider	1953	.627	Maury Wills	1965	165	Jim Gilliam	1959	96
Duke Snider	1956	.598	Steve Sax	1986	157**	Brett Butler	1991	108
Pedro Guerrero	1985	.577	Steve Sax	1988	147	Home Runs: (10)		
Shohei Ohtani	2024	.646	Brett Butler	1991	162	Jimmy Sheckard	1903	9
Runs: (12)			Brett Butler	1992	143	Harry Lumley	1904	9
Pete Reiser	1941	117	Brett Butler	1993	149	Tim Jordan	1906	12
Arky Vaughan	1943	112	Juan Pierre	2007	164	Tim Jordan	1908	12
Eddie Stanky	1945	128	Hits: (8)			Jack Fournier	1924	27
Pee Wee Reese	1949	132	Wee Willie Keeler	1900	208	Dolph Camilli	1941	34
Duke Snider	1953	132	Ivy Olson	1919	164	Duke Snider	1956	43
Duke Snider	1954	120**	Duke Snider	1950	199	Adrian Beltre	2004	48
Duke Snider	1955	126	Tommy Davis	1962	230	Matt Kemp	2011	39
Brett Butler	1991	112	Steve Garvey	1978	202	Shohei Ohtani	2024	54
Matt Kemp	2011	115	Steve Garvey	1980	200	Total Bases: (10)		
Mookie Betts	2022	117	Trea Turner	2021	195	Zack Wheat	1916	262
Freddie Freeman	2022	117	Freddie Freeman	2022	199	Hy Myers	1919	223
Shohei Ohtani	2024	134	RBI: (9)			Pete Reiser	1941	299
Doubles: (6)			Hy Myers	1919	73	Duke Snider	1949	343
Red Smith	1913	40	Dolph Camilli	1941	120	Duke Snider	1953	370
John Frederick	1929	52	Dixie Walker	1945	124	Duke Snider	1954	378
Pete Reiser	1941	39**	Roy Campanella	1953	142	Matt Kemp	2011	353
Wes Parker	1970	47	Duke Snider	1955	136	Cody Bellinger	2019	351
Freddie Freeman	2022	47	Tommy Davis	1962	153	Trea Turner	2021	319
Freddie Freeman	2023	59	Matt Kemp	2011	126	Shohei Ohtani	2024	411
			Adrián González	2014	116			
			Shohei Ohtani	2024	130			

Top Dodger Batting Duos And Trios

Home Runs:		Runs Batted In	
Duos:		Duos:	
2024 (87)	Shohei Ohtani (54), Teoscar Hernández (33)	1962 (272)	Tommy Davis (153), Frank Howard (119)
2001 (85)	Shawn Green (49), Gary Sheffield (36)	2024 (229)	Shohei Ohtani (130), Teoscar Hernández (99)
2019 (83)	Cody Bellinger (47), Joc Pederson (36)	1997 (228)	Mike Piazza (124), Eric Karros (104)
2004 (76)	Adrian Beltre (48), Shawn Green (28)	2001 (225)	Shawn Green (125), Gary Sheffield (100)
2000 (74)	Gary Sheffield (43), Eric Karros (31)	1977 (225)	Steve Garvey (115), Ron Cey (110)
Trios:		Trios:	
2019 (118)	Cody Bellinger (47), Joc Pederson (36), Max Muncy (35)	1962 (357)	Tommy Davis (153), Frank Howard (119), Willie Davis (85)
2001 (110)	Shawn Green (49), Gary Sheffield (36), Paul Lo Duca (25)	2024 (318)	Shohei Ohtani (130), Teoscar Hernández (99), Freddie Freeman (89)
2024 (109)	Shohei Ohtani (54), Teoscar Hernández (33), Freddie Freeman (22)	1997 (318)	Mike Piazza (124), Eric Karros (104), Todd Zeile (90)
1997 (102)	Mike Piazza (40), Todd Zeile (31), Eric Karros (31)	1974 (316)	Steve Garvey (111), Jimmy Wynn (108), Ron Cey (97)

Dodger Single-Season National League Pitching Leaders (Since 1900)

Wins: (19)			Saves: (15)			Earned Run Average: (19)		
Burleigh Grimes	1921	22	Johnny Morrison	1929	8*	Dazzy Vance	1924	2.16
Dazzy Vance	1924	28	Jack Quinn	1931	15	Dazzy Vance	1928	2.09
Dazzy Vance	1925	22	Jack Quinn	1932	8	Dazzy Vance	1930	2.61
Kirby Higbe	1941	22*	Dutch Leonard	1935	8	Johnny Podres	1957	2.66
Whit Wyatt	1941	22*	Hugh Casey	1942	13	Sandy Koufax	1962	2.54
Don Newcombe	1956	27	Les Webber	1943	10	Sandy Koufax	1963	1.88
Don Drysdale	1962	25	Hugh Casey	1947	18	Sandy Koufax	1964	1.74
Sandy Koufax	1963	25	Jim Hughes	1954	24	Sandy Koufax	1965	2.04
Sandy Koufax	1965	26	Clem Labine	1956	19	Sandy Koufax	1966	1.73
Sandy Koufax	1966	27	Clem Labine	1957	17	Don Sutton	1980	2.21
Andy Messersmith	1974	20	Phil Regan	1966	21	Alejandro Peña	1984	2.48
Fernando Valenzuela	1986	21*	Mike Marshall	1974	21	Kevin Brown	2000	2.58
Orel Hershiser	1988	23	Todd Worrell	1996	44*	Clayton Kershaw	2011	2.28
Brad Penny	2006	16*	Eric Gagné	2003	55	Clayton Kershaw	2012	2.53
Derek Lowe	2006	16*	Kenley Jansen	2017	41*	Clayton Kershaw	2013	1.83
Clayton Kershaw	2011	21*	Shutouts: (33)			Clayton Kershaw	2014	1.77
Clayton Kershaw	2014	21	Nap Rucker	1912	6	Zack Greinke	2015	1.66
Clayton Kershaw	2017	18	Clarence Mitchell	1921	3*	Clayton Kershaw	2017	2.31
Julio Urias	2021	20	Dazzy Vance	1922	5*	Julio Urias	2022	2.16
Winning Percentage (15+ decisions): (25)			Dazzy Vance	1925	4	Strikeouts: (22)		
Joe McGinnity	1900	.763 29-9	Dazzy Vance	1928	4*	Burleigh Grimes	1921	136
Burleigh Grimes	1920	.676 23-11	Douglas Mcweeny	1928	4*	Dazzy Vance	1922	134
Freddie Fitzsimmons	1940	.889 16-2	Dazzy Vance	1930	4*	Dazzy Vance	1923	197
Larry French	1942	.789 15-4	Van Lingle Mungo	1935	4*	Dazzy Vance	1924	262
Preacher Roe	1949	.714 15-6	Whit Wyatt	1940	5*	Dazzy Vance	1925	221
Preacher Roe	1951	.880 22-3	Whit Wyatt	1941	7	Dazzy Vance	1926	140
Carl Erskine	1953	.769 20-6	Don Newcombe	1949	5*	Dazzy Vance	1927	184
Don Newcombe	1955	.800 20-5	Johnny Podres	1957	6*	Dazzy Vance	1928	200
Don Newcombe	1956	.794 27-7	Roger Craig	1959	4*	Van Lingle Mungo	1936	238
Johnny Podres	1961	.783 18-5	Don Drysdale	1959	4*	Don Newcombe	1951	164*
Ron Perranoski	1963	.842 16-3	Sandy Koufax	1963	11	Don Drysdale	1959	242
Sandy Koufax	1964	.792 19-5	Sandy Koufax	1964	7	Don Drysdale	1960	246
Sandy Koufax	1965	.765 26-8	Sandy Koufax	1966	5*	Sandy Koufax	1961	269
Phil Regan	1966	.933 14-1	Al Downing	1971	5*	Don Drysdale	1962	232
Tommy John	1973	.696 16-7	Don Sutton	1972	9	Sandy Koufax	1963	306
Tommy John	1974	.813 13-3	Andy Messersmith	1975	7	Sandy Koufax	1965	382
Rick Rhoden	1976	.800 12-3	Jerry Reuss	1980	6	Sandy Koufax	1966	317
Orel Hershiser	1985	.864 19-3	Fernando Valenzuela	1981	8	Fernando Valenzuela	1981	180
Brad Penny	2007	.800 16-4	Orel Hershiser	1984	4*	Hideo Nomo	1995	236
Zack Greinke	2013	.789 15-4	Alejandro Peña	1984	4*	Clayton Kershaw	2011	248
Clayton Kershaw	2014	.875 21-3	Bob Welch	1987	4*	Clayton Kershaw	2013	232
Zack Greinke	2015	.864 19-3	Orel Hershiser	1988	8	Clayton Kershaw	2015	301
Alex Wood	2017	.842 16-3	Tim Lincecum	1989	8			
Julio Urias	2021	.870 20-3	Mike Morgan	1990	4*			
Tony Gonsolin	2022	.941 16-1	Ramon Martinez	1994	3*	*Tied for NL lead		
			Hideo Nomo	1995	3*			
			Clayton Kershaw	2013	2*			
			Clayton Kershaw	2015	3*			
			Clayton Kershaw	2016	3			

Top Dodger Pitching Duos And Trios

Strikeouts

Duos:

1965 (592) Sandy Koufax (382), Don Drysdale (210)
 1963 (557) Sandy Koufax (306), Don Drysdale (251)
 1966 (526) Sandy Koufax (317), Don Sutton (209)

Trios:

1965 (754) Sandy Koufax (382), Don Drysdale (210), Claude Osteen (162)
 1966 (703) Sandy Koufax (317), Don Sutton (209), Don Drysdale (177)
 1963 (691) Sandy Koufax (306), Don Drysdale (251), Johnny Podres (134)

Brooklyn/Los Angeles All-Stars

1933: Max Carey, Cch.; Tony Cuccinello, 2B
1934: Casey Stengel, Cch.; Al Lopez, C; Van Lingle Mungo, P
1936: Van Lingle Mungo, P
1937: Van Lingle Mungo, P
1938: Leo Durocher, SS; Cookie Lavagetto, 3B; Babe Phelps, C (Phelps Was Selected But Was Replaced By Harry Danning Of New York)
1939: Dolph Camilli, 1B; Cookie Lavagetto, 3B; Babe Phelps, C; Whit Wyatt, P
1940: Pete Coscarart, 2B; Leo Durocher, SS; Cookie Lavagetto, 3B; Joe Medwick, OF; Babe Phelps, C; Whit Wyatt, P
1941: Dolph Camilli, 1B (Camilli Was Selected But Was Replaced By Frank McCormick Of Cincinnati); Billy Herman, 2B; Cookie Lavagetto, 3B; Joe Medwick, OF (Medwick Replaced Hank Leiber Of Chicago); Mickey Owen, C; Pete Reiser, OF; Whit Wyatt, P
1942: Leo Durocher, Mgr.; Billy Herman, 2B; Joe Medwick, OF; Mickey Owen, C; Pee Wee Reese, SS; Pete Reiser, OF; Arky Vaughan, 3B; Whit Wyatt, P
1943: Augie Galan, OF; Billy Herman, 2B; Mickey Owen, C; Dixie Walker, OF
1944: Augie Galan, OF; Mickey Owen, C; Dixie Walker, OF
1945: Goody Rosen OF
1946: Kirby Higbe, P; Pee Wee Reese, SS (Reese Was Selected But Was Replaced By Frank McCormick Of Philadelphia); Pete Reiser, OF; Dixie Walker, OF
1947: Ralph Branca, P; Bruce Edwards, C; Pee Wee Reese, SS (Reese Replaced Eddie Miller Of Cincinnati); Eddie Stanky, 2B; Dixie Walker, OF
1948: Leo Durocher, Mgr.; Ralph Branca, P; Pee Wee Reese, SS
1949: Burt Shotton, Cch.; Ralph Branca, P; Roy Campanella, C; Gil Hodges, 1B; Don Newcombe, P; Pee Wee Reese, SS; Jackie Robinson, 2B; Preacher Roe, P
1950: Burt Shotton, Mgr.; Roy Campanella, C; Gil Hodges, 1B; Don Newcombe, P; Pee Wee Reese, SS; Jackie Robinson, 2B; Preacher Roe, P; Duke Snider, OF
1951: Roy Campanella, C; Gil Hodges, 1B; Don Newcombe, P; Pee Wee Reese, SS; Jackie Robinson, 2B; Preacher Roe, P; Duke Snider, OF
1952: Roy Campanella, C; Carl Furillo, OF; Gil Hodges, 1B; Pee Wee Reese, SS; Jackie Robinson, 2B; Preacher Roe, P (Roe Was Selected But Was Replaced By Jim Hearn Of New York); Duke Snider, OF
1953: Charles Dressen, Mgr.; Roy Campanella, C; Carl Furillo, OF; Gil Hodges, 1B; Pee Wee Reese, SS; Jackie Robinson, 3B; Duke Snider, OF
1954: Walter Alston, Mgr.; Roy Campanella, C; Carl Erskine, P; Gil Hodges, 1B; Pee Wee Reese, SS; Jackie Robinson, OF; Duke Snider, OF
1955: Roy Campanella, C (Campanella Was Selected But Was Replaced By Stan Lopata Of Philadelphia); Gil Hodges, 1B; Don Newcombe, P; Duke Snider, OF
1956: Walter Alston, Mgr.; Roy Campanella, C; Jim Gilliam, 2B; Clem Labine, P; Duke Snider, OF
1957: Walter Alston, Mgr.; Gino Cimoli, OF; Gil Hodges, 1B; Clem Labine, P
1958: Johnny Podres, P; John Roseboro, C
1959: (Game 1) Don Drysdale, P; Wally Moon, OF (Game 2) Don Drysdale, P; Jim Gilliam, 3B; Wally Moon, OF; Charlie Neal, 2B
1960: (Game 1 And 2) Walter Alston, Mgr.; Norm

Larker, 1B; Charlie Neal, 2B; Johnny Podres, P; Stan Williams, P
1961: (Game 1) Sandy Koufax, P; John Roseboro, C; Maury Wills, SS (Game 2) Don Drysdale, P; Sandy Koufax, P; John Roseboro, C; Maury Wills, SS
1962: (Game 1) Tommy Davis, OF; Don Drysdale, P; Sandy Koufax, P; John Roseboro, C; Maury Wills, SS (Game 2) Tommy Davis, OF; Johnny Podres, P; John Roseboro, C; Maury Wills, SS
1963: Tommy Davis, OF; Don Drysdale, P; Sandy Koufax, P; Maury Wills, SS
1964: Walter Alston, Mgr.; Don Drysdale, P; Sandy Koufax, P
1965: Don Drysdale, P; Sandy Koufax, P; Maury Wills, SS
1966: Walter Alston, Mgr.; Sandy Koufax, P; Jim Lefebvre, 2B; Phil Regan, P; **Maury Wills, SS**
1967: Walter Alston, Mgr.; Don Drysdale, P; Claude Osteen, P
1968: Don Drysdale, P; Tom Haller, C
1969: Bill Singer, P
1970: Bill Grabarkewitz, SS; Claude Osteen, P
1971: Walter Alston, Cch.; Willie Davis, OF
1972: Don Sutton, P
1973: Jim Brewer, P; Willie Davis, OF; Manny Mota, OF; Claude Osteen, P; Bill Russell, SS (Russell Replaced Dave Concepcion Of Cincinnati); **Don Sutton, P**
1974: **Ron Cey, 3B; Steve Garvey, 1B; Mike Marshall, P; Andy Messersmith, P; Jimmy Wynn, OF**
1975: Walter Alston, Mgr.; **Ron Cey, 3B; Steve Garvey, 1B; Mike Marshall, P; Andy Messersmith, P; Don Sutton, P; Jimmy Wynn, OF**
1976: Ron Cey, 3B; Steve Garvey, 1B; Rick Rhoden, P; Bill Russell, SS
1977: Tommy Lasorda, Cch.; Ron Cey, 3B; Steve Garvey, 1B; Don Sutton, P; Reggie Smith, OF
1978: Tommy Lasorda, Mgr.; Ron Cey, 3B; **Steve Garvey, 1B; Tommy John, P; Davey Lopes, 2B; Rick Monday, OF; Reggie Smith, OF**
1979: Tommy Lasorda, Mgr.; Ron Cey, 3B; **Steve Garvey, 1B; Davey Lopes, 2B**
1980: **Steve Garvey, 1B; Davey Lopes, 2B; Jerry Reuss, P; Bill Russell, SS; Reggie Smith, OF; Bob Welch, P**
1981: Dusty Baker, OF; Steve Garvey, 1B; Pedro Guerrero, OF; Burt Hooton, P; **Davey Lopes, 2B; Fernando Valenzuela, P**
1982: Tommy Lasorda, Mgr.; Dusty Baker, OF; Steve Howe, P; Steve Sax, 2B; Fernando Valenzuela, P
1983: Tommy Lasorda, Cch.; Pedro Guerrero, 3B; **Steve Sax, 2B; Fernando Valenzuela, P**
1984: Tommy Lasorda, Cch.; Mike Marshall, OF; Fernando Valenzuela, P
1985: Pedro Guerrero, OF; Fernando Valenzuela, P
1986: Tommy Lasorda, Cch.; Steve Sax, 2B; Fernando Valenzuela, P
1987: Pedro Guerrero, 3B; Orel Hershiser, P
1988: Orel Hershiser, P
1989: Tommy Lasorda, Mgr.; Orel Hershiser, P; Jay Howell, P; Willie Randolph, 2B; Mike Scioscia, C
1990: Ramon Martinez, P; Mike Scioscia, C
1991: Brett Butler, OF; Ramon Martinez, P; Mike Morgan, P; Eddie Murray, 1B; Juan Samuel, 2B; **Darryl Strawberry, OF**
1992: Mike Sharperson, 3B
1993: Mike Piazza, C; Tommy Lasorda, Cch.
1994: **Mike Piazza, C**
1995: Raul Mondesi, OF; Hideo Nomo, P; Jose

Offerman, SS; **Mike Piazza, C; Todd Worrell, P**
1996: **Mike Piazza, C; Todd Worrell, P**
1997: **Mike Piazza, C**
1998: Gary Sheffield, OF; Jeff Shaw, P
1999: Gary Sheffield, OF
2000: Kevin Brown, P; Gary Sheffield, OF
2001: Chan Ho Park, P; Jeff Shaw, P
2002: Eric Gagné, P; Shawn Green, OF; Odalis Perez, P; Jim Tracy, Cch.
2003: Kevin Brown, P; Eric Gagné, P; Paul Lo Duca, C
2004: Eric Gagné, P, Paul Lo Duca, C
2005: **Jeff Kent, 2B, Cesar Izturis, SS**
2006: Brad Penny, P; Nomar Garciaparra, 1B (Final Vote)
2007: **Russell Martin, C; Brad Penny, P; Takashi Saito, P**
2008: Russell Martin, C
2009: Chad Billingsley, P; Jonathan Broxton, P; Orlando Hudson, 2B; Joe Torre, Cch.
2010: **Andre Ethier, OF; Jonathan Broxton, P; Rafael Furcal, SS; Hong-Chih Kuo, P**
2011: **Matt Kemp, OF; Andre Ethier, OF; Clayton Kershaw, P**
2012: **Matt Kemp, OF; Clayton Kershaw, P**
2013: Clayton Kershaw, P
2014: Clayton Kershaw, P; Zack Greinke, P; Dee Gordon, 2B; **Yasiel Puig, OF**
2015: Clayton Kershaw, P; Zack Greinke, P; Adrian Gonzalez, 1B; Yasmani Grandal, C; Joc Pederson, OF
2016: Clayton Kershaw, P; Kenley Jansen, P; Corey Seager, SS;
2017: Clayton Kershaw, P; Kenley Jansen, P; Alex Wood, P; Cody Bellinger, 1B; Corey Seager, SS; Justin Turner, 3B (Final Vote)
2018: Kenley Jansen, P; **Matt Kemp, OF; Ross Stripling, P;**
2019: Hyun-Jin Ryu, P; Clayton Kershaw, P; Walker Buehler, P; Max Muncy, IF; **Cody Bellinger, OF**
2021: Walker Buehler, P; Mookie Betts, OF; Chris Taylor, IF/OF; Justin Turner, 3B; Max Muncy, 1B
2022: Mookie Betts, OF; Trea Turner, SS; Freddie Freeman, 1B; Tyler Anderson, P; Clayton Kershaw, P; Tony Gonsolin, P
2023: Mookie Betts, OF; Freddie Freeman, 1B, J.D. Martinez, DH; Will Smith, C; Clayton Kershaw, P
2024: Mookie Betts, SS; **Shohei Ohtani, DH;** Freddie Freeman 1B; Will Smith, C; Teoscar Hernández, OF, Tyler Glasnow, P
Bold Indicates Winner Of Fan Balloting.
All-Star Game MVP (5)

Maury Wills (Game 1)	1962
Steve Garvey	1974
Don Sutton	1977
Steve Garvey	1978
Mike Piazza	1996

Dodger All-Star Home Runs (11)

Batter	Year	Inn.	MOB
Mickey Owen	1942	8	0
Gil Hodges	1951	6	1
Jackie Robinson	1952	1	0
Jim Gilliam	1959	7	0
John Roseboro	1962	9	0
Willie Davis	1973	6	1
Steve Garvey	1975	2	0
Jimmy Wynn	1975	2	0
Steve Garvey	1977	3	0
Mike Piazza	1995	7	0
Mike Piazza	1996	2	0
Shohei Ohtani	2024	3	2

The Sporting News Awards

NL Most Valuable Player

Dolph Camilli 1941

NL Player Of The Year

Roy Campanella 1953
Duke Snider 1955
Maury Wills 1962

NL Pitcher Of The Year

Preacher Roe 1951
Don Newcombe 1956
Don Drysdale 1962
Sandy Koufax 1963
Sandy Koufax 1964
Sandy Koufax 1965
Sandy Koufax 1966
Mike Marshall 1974
Fernando Valenzuela 1981
Orel Hershiser 1988
Eric Gagné 2003
Clayton Kershaw 2011
Clayton Kershaw 2013
Clayton Kershaw 2014
Zack Greinke 2015

NL Reliever Of The Year

Phil Regan 1966
Phil Regan 1968
Mike Marshall 1974
Eric Gagné 2003
Eric Gagné 2004
Kenley Jansen 2016
Kenley Jansen 2017

NL Rookie Of The Year

Jackie Robinson 1947
Don Newcombe 1949
Joe Black 1952
Jim Gilliam 1953
Frank Howard 1960
Eric Karros 1992
Mike Piazza 1993
Raul Mondesi 1994
Corey Seager 2016
Cody Bellinger 2017

NL Rookie Pitcher Of The Year

Don Sutton 1966
Rick Sutcliffe 1979
Fernando Valenzuela 1981
Tim Lincecum 1988
Hideo Nomo 1995

Major League Player Of The Year

Duke Snider 1955
Maury Wills and Don Drysdale 1962
Sandy Koufax 1963
Sandy Koufax 1965
Fernando Valenzuela 1981
Orel Hershiser 1988
Clayton Kershaw 2014

Shohei Ohtani

2024

Major League Manager Of The Year

Leo Durocher 1939
Walter Alston 1955
Walter Alston 1959
Walter Alston 1963

NL Manager Of The Year

Dave Roberts 2016

Major League Executive Of The Year

Larry Macphail 1939
Branch Rickey 1947
Walter O Malley 1955
Buzie Bavasi 1959
Fred Claire 1988

Major League All-Star Teams

Dazzy Vance, Pitcher 1925
Lefty O Doul, Outfield 1932
Dolph Camilli, 1st Base 1941
Pete Reiser, Outfield 1941
Whit Wyatt, Pitcher 1941
Mickey Owen, Catcher 1942
Billy Herman, 2nd Base 1943
Dixie Walker, Outfield 1944
Goody Rosen, Outfield 1945
Ralph Branca, Pitcher 1947
Jackie Robinson, 2nd Base 1949
Roy Campanella, Catcher 1949
Jackie Robinson, 2nd Base 1950
Jackie Robinson, 2nd Base 1951
Roy Campanella, Catcher 1951
Preacher Roe, Pitcher 1951
Jackie Robinson, 2nd Base 1952
Pee Wee Reese, Shortstop 1953
Duke Snider, Outfield 1953
Carl Furillo, Outfield 1953
Roy Campanella, Catcher 1953
Duke Snider, Outfield 1954
Duke Snider, Outfield 1955
Roy Campanella, Catcher 1955
Don Newcombe, Pitcher 1955
Don Newcombe, Pitcher 1956

National League All-Star*

Maury Wills, Shortstop 1961
Maury Wills, Shortstop 1962
Tommy Davis, Outfield 1962
Don Drysdale, Pitcher 1962
Jim Gilliam, 2nd Base 1963
Tommy Davis, Outfield 1963
Sandy Koufax, Pitcher 1963
Sandy Koufax, Pitcher 1964
Maury Wills, Shortstop 1965
Sandy Koufax, Pitcher 1965
Sandy Koufax, Pitcher 1966
Willie Davis, Outfield 1971
Bill Russell, Shortstop 1973
Steve Garvey, 1st Base 1974
Jimmy Wynn, Outfield 1974

Andy Messersmith, Pitcher 1974
Steve Garvey, 1st Base 1975
Don Sutton, Pitcher 1976
Steve Garvey, 1st Base 1977
Steve Garvey, 1st Base 1978
Davey Lopes, 2nd Base 1978
Davey Lopes, 2nd Base 1979
Dusty Baker, Outfield 1980
Pedro Guerrero, Outfield 1981
Fernando Valenzuela, Pitcher 1981
Pedro Guerrero, Outfield 1982
Steve Sax, 2nd Base 1986
Fernando Valenzuela, Pitcher 1986
Orel Hershiser, Pitcher 1988
Eddie Murray, 1st Base 1990
Mike Scioscia, Catcher 1990
Mike Piazza, Catcher 1993
Mike Piazza, Catcher 1994
Mike Piazza, Catcher 1995
Eric Karros, First Base 1995
Mike Piazza, Catcher 1996
Mike Piazza, Catcher 1997
Eric Gagné, Pitcher 2003
Russell Martin, Catcher 2007
Matt Kemp, Outfield 2009
Matt Kemp, Outfield 2011
Clayton Kershaw, Pitcher 2011
Clayton Kershaw, Pitcher 2013
Clayton Kershaw, Pitcher 2014
Dee Gordon, 2nd Base 2014
Zack Greinke, Pitcher 2015
Kenley Jansen, Pitcher 2016
Corey Seager, Shortstop 2016
Kenley Jansen, Pitcher 2017
Corey Seager, Shortstop 2017
Will Smith, Catcher 2021
Max Scherzer, Pitcher 2021
Mookie Betts, Outfielder 2022
Trea Turner, Shortstop 2022
Will Smith, Catcher 2023
Mookie Betts, Outfield 2023
Freddie Freeman, 1st Base 2023
Mookie Betts, Outfield 2024
Shohei Ohtani, Designated Hitter 2024

*An NL and AL team were selected beginning in 1961.

Major League Baseball Awards

NL Pitcher Of The Month

Don Sutton	April 1975
Don Sutton	May 1975
Burt Hooton	August 1975
Burt Hooton	September 1975
Don Sutton	September 1976
Jerry Reuss	June 1980
Fernando Valenzuela	April 1981
Steve Howe	June 1982
Burt Hooton	June 1983
Rick Honeycutt	April 1984
Orel Hershiser	July 1984
Fernando Valenzuela	April 1985
Fernando Valenzuela	July 1985
Orel Hershiser	June 1987
Orel Hershiser	April 1988
Orel Hershiser	September 1988
Tim Belcher	September 1989
Ramon Martinez	June 1990
Hideo Nomo	June 1995
Hideo Nomo	September 1996
Chan Ho Park	July 1998
Eric Gagné	June 2002
Kevin Brown	May 2003
Derek Lowe	August 2006
Clayton Kershaw	July 2011
Clayton Kershaw	July 2013
Zack Greinke	August 2013
Clayton Kershaw	June 2014
Clayton Kershaw	July 2014
Clayton Kershaw	July 2015
Clayton Kershaw	May 2016
Alex Wood	May 2017
Rich Hill	July 2017
Hyun-Jin Ryu	May 2019
Walker Buehler	July 2021
Clayton Kershaw	April 2023

NL Rookie Player Of The Month

James Loney	September 2007
Blake Dewitt	May 2008
Dee Gordon	September 2011
Yasiel Puig	June 2013
Alex Guerrero	April 2015
Corey Seager	June 2016
Cody Bellinger	May 2017
Cody Bellinger	June 2017
James Outman	April 2023
James Outman	August 2023

NL Player Of The Month

Don Drysdale	July 1959
Don Drysdale	July 1960
Sandy Koufax	June 1962
Frank Howard	July 1962
Don Drysdale	May 1968
Willie Davis	August 1969
Bill Singer	July 1970
Don Sutton	April 1972
Willie Crawford	May 1973
Tommy John	April 1974
Steve Garvey	September 1976
Ron Cey	April 1977
Rick Monday	April 1978
Dusty Baker	June 1980
Dusty Baker	July 1983
Pedro Guerrero	June 1985
Steve Sax	September 1986
Kal Daniels	September 1990
Brett Butler	July 1992
Mike Piazza*	May 1994
Mike Piazza	August 1995
Mike Piazza	July 1997
Mike Piazza	August 1997
Brian Jordan	September 2002
Adrian Beltre	September 2004
Manny Ramirez	August 2008
Matt Kemp	April 2012
Yasiel Puig	June 2013
Yasiel Puig	May 2014
Matt Kemp	September 2014
Adrian Gonzalez	April 2015
Justin Turner	August 2018
Cody Bellinger	April 2019
Freddie Freeman	May 2022

Mookie Betts Mookie Betts Shohei Ohtani

NL Player Of The Week

Ron Cey	May 14-20, 1973
Willie Crawford	May 21-27, 1973
Willie Davis	July 9-15, 1973
Tommy John*	April 22-28, 1974
Jimmy Wynn	May 6-12, 1974
Mike Marshall	June 17-23, 1974
Davey Lopes	Aug. 19-25, 1974
Andy Messersmith	Sept. 16-22, 1974
Burt Hooton	Aug. 4-10, 1975
And Don Sutton	
Andy Messersmith	Sept. 8-14, 1975
Steve Garvey	May 17-23, 1976
Reggie Smith	July 5-11, 1976
Doug Rau	July 19-25, 1976
Don Sutton	Sept. 20-26, 1976
Ron Cey	April 18-24, 1977
Steve Garvey	June 20-26, 1977
Tommy John	Aug. 8-14, 1977
Rick Monday	April 17-23, 1978
Steve Garvey	Aug. 14-20, 1978
Dusty Baker	May 22-28, 1979
Manny Mota	Aug. 27-Sept. 3, 1979
Don Sutton	April 21-27, 1980
Bob Welch	May 12-18, 1980
Jerry Reuss	June 23-29, 1980
F. Valenzuela	April 6-12, 1981
Ron Cey	May 11-17, 1981
F. Valenzuela	Aug. 31-Sep. 6, 1981
Jerry Reuss	June 14-20, 1982
Pedro Guerrero*	Aug. 23-29, 1982
Dusty Baker	Sept. 6-12, 1982
Dusty Baker	July 11-17, 1983
Mike Marshall	Sept. 5-11, 1983
Candy Maldonado	April 16-22, 1984
Orel Hershiser	July 9-15, 1984
Pedro Guerrero	June 10-16, 1985
Pedro Guerrero	July 22-28, 1985
Mike Marshall	Sept. 9-15, 1985
F. Valenzuela	April 28-May 4, 1986
F. Valenzuela	May 19-25, 1986
Franklin Stubbs	July 14-20, 1986
Orel Hershiser	July 28-Aug. 3, 1986
Orel Hershiser	June 8-14, 1987
Alejandro Peña	Sept. 28-Oct. 4, 1987
Kal Daniels	April 4-10, 1988
Tim Leary	July 18-24, 1988
Orel Hershiser	Sept. 26-Oct. 2, 1988
Jose Gonzalez	June 26-July 2, 1989
Jay Howell	July 31-Aug. 6, 1989
Tim Belcher	Aug. 21-27, 1989
Darryl Strawberry	June 4-10, 1990
F. Valenzuela	June 25-July 1, 1990
Mike Morgan	June 17-23, 1991
Darryl Strawberry	Aug. 19-25, 1991
Tom Candiotti	April 13-19, 1992
Brett Butler	July 20-26, 1992
Eric Karros	July 27-Aug. 2, 1992
Kevin Gross	Aug. 17-23, 1992
Mike Piazza	April 26-May 2, 1993
Mike Piazza	June 14-20, 1993
Mike Piazza	Sept.-Oct. 3, 1993
Mike Piazza	May 16-22, 1994
Raul Mondesi	April 25-30, 1995
Mike Piazza	May 1-7, 1995
Hideo Nomo	June 19-25, 1995
Ramon Martinez	July 10-16, 1995
Eric Karros	July 24-30, 1995
Eric Karros	Aug. 7-13, 1995
Mike Piazza	Aug. 21-27, 1995
Hideo Nomo	April 8-14, 1996
Hideo Nomo	Sept. 16-22, 1996
Mike Piazza	Aug. 25-31, 1997
Mike Piazza	April 6-12, 1998
Mike Piazza	April 20-26, 1998
Raul Mondesi	June 29-July 5, 1998
Raul Mondesi	April 5-11, 1999
Eric Karros	Sept. 20-26, 1999
Gary Sheffield	June 12-18, 2000
Gary Sheffield	July 9-16, 2000
Adrian Beltre	Aug. 21-27, 2000
Chan Ho Park	Sept. 18-24, 2000
Gary Sheffield	April 9-15, 2001
Odalis Perez	April 15-21, 2002
Shawn Green	May 20-26, 2002
Eric Gagné	Aug. 4-10, 2003
Steve Finley	Sept. 6-12, 2004
Nomar Garciaparra*	May 8-14, 2006
Andre Ethier	July 3-9, 2006
Matt Kemp	April 28-May 4, 2008
Andre Ethier	Sept. 1-7, 2008
Andre Ethier	April 13-19, 2009

August 2023 April 2024 September 2024

Andre Ethier	July 20-26, 2009
Rafael Furcal	June 28-July 4, 2010
Clayton Kershaw	June 20-26, 2011
Matt Kemp	Sept. 19-25, 2011
Matt Kemp	April 4-8, 2012
Matt Kemp	April 9-15, 2012
Clayton Kershaw	May 14-20, 2012
Clayton Kershaw	April 1-7, 2013
Yasiel Puig	June 3-9, 2013
Yasiel Puig*	May 12-18, 2014
Josh Beckett*	May 19-25, 2014
Clayton Kershaw	June 16-22, 2014
Matt Kemp	July 28-Aug. 3, 2014
Clayton Kershaw	Sept. 8-14, 2014
Adrian Gonzalez	April 6-12, 2015
Clayton Kershaw	June 1-7, 2015
Clayton Kershaw	July 13-19, 2015
Zack Greinke	July 13-19, 2015
Cody Bellinger	May 1-7, 2017
Alex Wood	May 8-14, 2017
Cody Bellinger	June 19-25, 2017
Clayton Kershaw	July 3-9, 2017
Matt Kemp	May 28-June 3, 2018
Yasiel Puig	Sept. 10-16, 2018
Cody Bellinger	April 1-7, 2019
Hyun-Jin Ryu	May 6-12, 2019
Corey Seager	Sept. 16-22, 2019
A.J. Pollock	July 5-11, 2021
Chris Taylor	July 19-25, 2021
Max Scherzer	Sept. 6-12, 2021
Trea Turner	Sept. 27 - Oct. 3, 2021
Cody Bellinger	April 18-24, 2022
Freddie Freeman	June 20-26, 2022
Freddie Freeman	July 11-17, 2022
Mookie Betts	August 22-28, 2022
Freddie Freeman	Sept. 5-11, 2022
Max Muncy	April 17-23, 2023
Freddie Freeman	July 31-August 6, 2023
Mookie Betts	August 21-27, 2023
J.D. Martinez	Sept. 18-24, 2023
Shohei Ohtani	Apr. 28-May 5, 2024
Teoscar Hernández	June 3-9, 2024
Shohei Ohtani	June 17-23, 2024
Gavin Lux	July 15-21, 2024
Shohei Ohtani	Sept. 16-22, 2024
Shohei Ohtani	Sept. 23-29, 2024
*Co-Winner	

MLB Clutch Player of the Year

Andre Ethier	2009
--------------	------

Hank Aaron Award (Best Hitter in the NL)

Matt Kemp	2011
-----------	------

Rolaids Relief Man of the Year

Eric Gagné	2003
Eric Gagné	2004

Trevor Hoffman NL Reliever of the Year

Kenley Jansen	2016
Kenley Jansen	2017

Baseball Digest Rookie All-Stars (1971-2004)

Ron Cey	1973
Davey Lopes	1973
Rick Sutcliffe	1979
Steve Howe	1980
Fernando Valenzuela	1981
Dave Stewart	1981
Steve Sax	1982
Tim Belcher	1988
Eric Karros	1992
Pedro Martinez	1993
Mike Piazza	1993
Raul Mondesi	1994
Hideo Nomo	1995
Todd Hollandsworth	1996
Kazuhisa Ishii	2002

Mel Ott Award (NL HR Leader)

Adrian Beltre	2004
Matt Kemp	2011

NL Rookie Pitcher Of The Month

Kazuhisa Ishii	April 2002
----------------	------------

Brooklyn and Los Angeles All-Time Roster

A

Aase, Don	1990
Abbey, Bert	1895-96
Abrams, Cal	1949-52
Abreu, Bobby	2012
Abreu, Tony	2007-09
Adams, Terry	2000-01
Aderholt, Morrie	1944-45
Aguirre, Hank	1968
Ahmed, Nick	2024
Ainsmith, Eddie	1923
Aitchison, Raleigh	1911-14-15
Alberto, Hanser	2022
Albosta, Ed	1941
Alcaraz, Luis	1967-68
Alexander, Doyle	1971
Alexander, Scott	2018-2021
Allen, Dick	1971
Allen, Frank	1912-14
Allen, Horace	1919
Allen, Johnny	1941-43
Allen, Luke	2002
Almada, Mel	1939
Almonte, Yency	2022-23
Alomar Jr., Sandy	2006
Alperman, Whitey J.	1906-09
Alvarez, Eddy	2022
Alvarez, Orlando	1973-75
Alvarez, Victor	2002-03
Alvarez, Wilson	2003-05
Amelung, Ed	1984, 86
Amoros, Sandy	1952, 54-57, 59-60
Anderson, Brett	2015-16
Anderson, Dave	1983-89, 92
Anderson, Ferrell	1946
Anderson, John	1894-99
Anderson, Garret	2010
Anderson, Marlon	2006-07
Anderson, Tyler	2022
Andrews, Stan	1944-45
Ankenman, Pat	1943-44
Anthony, Eric	1997
Antonello, Bill	1953
Appleton, Ed	1915-16
Archer, Jimmy	1918
Ardoin, Danny	2008
Arnold, Jamie	1999-00
Arruebarrena, Erisbel	2014
Ashby, Andy	2001-03
Ashley, Billy	1992-97
Aspromonte, Bob	1956, 60-61
Astacio, Pedro	1992-97
Auerbach, Rick	1974-76
Ausmus, Brad	2009-10
Aven, Bruce	2000-01
Avilán, Luis	2015-17
Axford, John	2018
Aybar, Willy	2005-06

B

Babb, Charlie	1904-05
Babich, Johnny	1934-35
Baez, Dany	2006
Báez, Pedro	2014-20
Bailey, Bob	1967-68
Bailey, Gene	1923-24
Bailey, Sweetbreads	1921
Bailor, Bob	1984-85
Baird, Doug	1919-20
Baker, Dusty	1976-83
Baker, Scott	2015
Baker, Tom	1935-37
Bako, Paul	2005
Baldwin, James	2001
Baldwin, Lady	1890
Bailou, Win	1929
Bancroft, Dave	1928-29
Banda, Anthony	2024
Bankhead, Dan	1947, 50-51
Banks, Willie	1995
Banta, Jack	1947-50
Barajas, Rod	2010-11
Barber, Turner	1923
Barbieri, Jim	1966
Barger, Cy	1910-12

Barkley, Red	1943
Barnes, Austin	2015-
Barnes, Brian	1994
Barnes, Jesse	1926-27
Barnes, Larry	2003
Barney, Darwin	2014-15
Barney, Rex	1943, 46-50
Barr, Bob	1935
Barrett, Bob	1925, 27
Barrios, Manuel	1998
Bartley, Boyd	1943
Bashang, Al	1918
Basinski, Eddie	1944-45
Batch, Emil	1904-07
Bauer, Trevor	2021-2022
Baxes, Jim	1959
Baxter, Mike	2014
Beachy, Brandon	2015
Bean, Billy	1989
Beaty, Matt	2019-21
Beck, Boom-Boom	1933-34
Beck, Erve	1899
Beckett, Josh	2012-14
Beckwith, Joe	1979-83, 86
Behrman, Hank	1946-48
Beimel, Joe	2006-08
Beirne, Kevin	2002
Belanger, Mark	1982
Belardi, Wayne	1950-51, 53-54
Belcher, Tim	1987-91
Belisario, Ronald	2009-13
Bell, George	1907-11
Belliard, Ronnie	2009-10
Bellingier, Cody	2017-22
Beltre, Adrian	1998-2004
Benge, Ray	1933-35
Bennett, Gary	2008
Benzinger, Todd	1992
Berg, Moe	1923
Bergen, Bill	1904-11
Bernadina, Roger	2014
Berres, Ray	1934, 36
Berroa, Angel	2008
Berroa, Geronimo	2000
Betemit, Wilson	2006-07
Betts, Mookie	2020-
Bessent, Don	1955-58
Bickford, Phil	2021-23
Biggio, Cavan	2024
Bilko, Steve	1958
Billingham, Jack	1968
Billingsley, Chad	2006-14
Birkofer, Ralph	1937
Birrer, Babe	1958
Bissonnette, Del	1928-31, 33
Black, Joe	1952-55
Blake, Casey	2008-11
Blanco, Henry	1997-98
Blanton, Joe	2012, 2016
Blethen, Clarence	1929
Blowers, Mike	1996
Blue, Lu	1933
Bocachica, Hiram	2000-02
Bochtler, Doug	1999
Boehler, George	1926
Bogar, Tim	2001
Bohanon, Brian	1998
Bohne, Sammy	1926
Bolling, John	1944
Bolsinger, Mike	2015-16
Bonilla, Bobby	1998
Bonner, Frank	1896
Boone, Ike	1930-32
Borbon, Pedro	1999
Bordagary, Frenchy	1935-36, 42-45
Borkowski, Bob	1955
Bournigal, Rafael	1992-95
Boyer, Ken	1968-69
Boyle, Buzz	1933-35
Brack, Gb	1937-38
Bradley, Mark	1981-82
Bradley, Milton	2004-05
Bradshaw, Joe	1929
Bragan, Bobby	1943-44, 47-48

Branca, Ralph	1944-53, 56
Brandt, Ed	1936
Branson, Jeff	2000-01
Brasier, Ryan	2023
Brazaban, Yhency	2004-08
Bream, Sid	1983-85
Breeding, Marv	1963
Brennan, Tom	1985
Brennan, William	1988
Bressler, Rube	1928-31
Brett, Ken	1979
Brewer, Jim	1964-75
Brewer, Tony	1984
Bridges, Rocky	1951-52
Brock, Greg	1982-86
Broderick, Matt	1903
Brodgon, Connor	2024
Brohawn, Troy	2003
Brooks, Hubie	1990
Brooks, Jerry	1993
Brouthers, Dan	1892-93
Brown, Eddie	1924-25
Brown, Elmer	1913-15
Brown, John	1897
Brown, Kevin	1999-2003
Brown, Lindsay	1937
Brown, Lloyd	1925
Brown, Mace	1941
Brown, Tommy	1944-45, 47-51
Browne, George	1911
Browning, Pete	1894
Broxton, Jonathan	2005-11
Brubaker, Bruce	1967
Bruhli, Justin	2021-23
Brumfield, Jacob	1999
Brunson, Will	1998
Bruske, Jim	1995-96, 98
Bryant, Ralph	1985-87
Bucher, Jim	1934-37
Buckner, Bill	1969-76
Buehler, Walker	2017-24
Buker, Cy	1945
Bunning, Jim	1969
Burch, Al	1907-11
Burdock, Jack	1891
Burk, Sandy	1910-12
Burke, Glenn	1976-78
Burnitz, Jeromy	2003
Burns, Andy	2021
Burns, Oyster	1890-95
Burrell, Buster	1895-97
Burright, Larry	1962
Busch, Michael	2023
Busch, Mike	1995-97
Bushong, Doc	1890
Buss, Nick	2013
Butcher, Max	1936-38
Butera, Drew	2013-14
Butler, Brett	1991-97
Butler, John	1906-07
Butler, Johnny	1926-27

C

Cabell, Enos	1985-86
Cadore, Leon	1915-23
Cabrera, Joibert	2002-03
Caldwell, Bruce	1932
Callahan, Leo	1913
Callaspo, Alberto	2015
Calmus, Dick	1963
Camilli, Dolph	1938-43
Camilli, Doug	1960-64
Campanella, Roy	1948-57
Campanis, Alex	1943
Campanis, Jim	1966-68
Campbell, Gilly	1938
Canavan, Jimmy	1897
Candelaria, John	1991-92
Candiotti, Tom	1992-97
Cannizaro, Chris	1972-73
Cantrell, Guy	1925-27
Cantwell, Ben	1937
Capuano, Chris	2012-13
Carey, Andy	1962
Carey, Max	1926-29

Carleton, Tex	1940
Carlyle, Buddy	2005
Carrara, Giovanni	2001-02, 04-06
Carroll, James	2010-11
Carroll, Ownie	1933-34
Carsey, Kid	1901
Carter, Gary	1991
Carter, Lance	2006
Caruthers, Bob	1890-91
Casey, Doc	1899-1900, 06-07
Casey, Hugh	1939-42, 46-48
Casparius, Ben	2024
Cassidy, Pete	1899
Castellanos, Alex	2012-13
Castillo, Bobby	1977-81, 85
Castillo, Fabio	2017
Castro, Juan	1995-99, 2009-11
Catterson, Tom	1908-09
Cedeno, Cesar	1986
Cedeno, Roger	1995-98
Cey, Ron	1971-82
Chandler, Ed	1947
Chapman, Ben	1944-45
Chapman, Glenn	1934
Chargois, JT	2018-2019
Chavez, Jesse	2016
Checo, Robinson	1999
Chen, Chin-Feng	2002-05
Cheney, Larry	1915-19
Chervinko, Paul	1937-38
Chipman, Bob	1941-44
Choate, Randy	2012
Choi, Hee-Seop	2004
Christensen, McKay	2001
Christopher, Mike	1991
Churn, Chuck	1959
Cimoli, Gino	1956-58
Cingrani, Tony	2017-19
Cisar, George	1937
Claibough, Moose	1926
Clancy, Bud	1932
Clark, Bob	1890
Clark, Brady	2007
Clark, Dave	1996
Clark, Watty	1927-37
Cleavinger, Garrett	2021-22
Clement, Wally	1909
Clontz, Brad	1998
Coffey, Todd	1998
Cohen, Alta	1931-32
Colavito, Rocky	1968
Coleman, Louis	2016
Collins, Bill	1913
Collins, Hub	1890-92
Collum, Jackie	1957-58
Colyer, Steve	2003
Connors, Chuck	1949
Cook, Dennis	1990-91
Cooskon, Brent	1999
Coombs, Jack	1915-18
Coomer, Ron	2003
Cooney, Johnny	1935-37, 43-44
Cora, Alex	1998-2004
Corbitt, Claude	1945
Corcino, Daniel	2018
Corcoran, Tommy	1892-96
Corey, Bryan	2002
Corgan, Chuck	1925, 27
Corkhill, Pop	1890
Cormier, Lance	2011
Corrigan, John	1946
Correia, Kevin	2014
Coscarart, Pete	1938-41
Coulombe, Daniel	2014-15
Coulson, Bob	1910-11
Counsell, Craig	1999
Covey, Dylan	2023
Covington, Wes	1966
Cox, Billy	1948-54
Cox, Dick	1925-26
Crabbe, George	1910
Craig, Roger	1955-61
Crane, Cannonball	1893
Crane, Sam	1922
Crawford, Carl	2013-16

Crawford, Willie 1964-75
 Crews, Tim 1987-92
 Crismatt, Nabil 2024
 Crocker, Claude 1944-45
 Cromer, Tripp 1997-99
 Cronin, John 1895, 1904
 Crosby, Bubba 2003
 Cross, Lave 1900
 Crouch, Bill 1939
 Crow, Don 1982
 Cruz, Henry 1975-76
 Cruz, Jose Jr. 2005-06
 Cruz, Luis 2012-13
 Cuccinello, Tony 1932-35
 Culberson, Charlie 2016-17
 Cullenbine, Roy 1940
 Cullop, Nick 1929
 Culver, George 1973
 Cummings, John 1995-96
 Curtis, Chad 1996
 Curtis, Cliff 1912-13
 Cutshaw, George 1912-17
 Cuyler, Kiki 1938
 Cyr, Tyler 2023

D

d'Arnaud, Travis 2019
 Daal, Omar 1993-95, 2002
 Dahlien, Bill 1899-1903, 10-11
 Dahlgren, Babe 1942
 Daily, Con 1891-95
 Daley, Jud 1911-12
 Dalton, Jack 1910-14
 Daly, Tom 1890-96, 98-1901
 Daniel, Jake 1937
 Daniels, Kal 1989-92
 Dantonio, Fats 1944-45
 Dapper, Cliff 1942
 Darnell, Bob 1954, 56
 Darvish, Yu. 2017
 Darwin, Bob 1969, 71
 Daub, Dan 1893-97
 Daubert, Jake 1910-18
 Davallilo, Vic 1977-80
 Davidson, Bill 1910-11
 Davis, Butch 1991
 Davis, Curt 1940-46
 Davis, Eric 1992-93
 Davis, Lefty 1901
 Davis, Mike 1988-89
 Davis, Otis 1946
 Davis, Ron 1987
 Davis, Tommy 1959-66
 Davis, Willie 1960-73
 Day, Pea Ridge 1931
 Dayton, Grant 2016-17
 Deal, Lindsay 1939
 Dean, Tommy 1967
 DeBerry, Hank 1922-30
 Decatur, Art 1922-25
 Dede, Artie 1916
 Dedeaux, Raoul 1935
 De Leon, Jose 2016
 Deisel, Pat 1902
 DeJesus, Ivan 1974-76
 DeJesus Jr., Ivan 2011-12
 De La Rosa, Rubby 2011-12
 Dell, Wheeler 1915-17
 Delmas, Bert 1933
 Deluca, Jonny 2023
 Demeter, Don 1956, 58-61
 DeMontreville, Gene 1900
 Dempsey, Rick 1988-90
 Dent, Eddie 1909, 11-12
 DeShields, Delino 1994-96
 DeSilva, John 1993
 Dessau, Ruben 1910
 Dessens, Elmer 2004-06
 Devereaux, Mike 1987-88, 98
 DeWitt, Blake 2008-10
 Diaz, Carlos 1984-86
 Diaz, Einar 2006
 Dickerman, Leo 1923-24
 Dickinson, O'Koyea 2017
 Dietz, Dick 1972
 Dillon, Pop 1904
 Doak, Bill 1924, 27-28
 Dobbs, John 1903-05
 Dockins, George 1947

Dolan, Cozy 1901-02
 Dominguez, Jose 2013-14
 Donnels, Chris 2000-01
 Donovan, Patsy 1890, 1906-07
 Donovan, Wild Bill 1899-1902
 Doolan, Mickey 1918
 Doscher, Jack 1903-06
 Dotel, Octavio 2010
 Douglas, John 1945
 Douglas, Phil 1915
 Dowd, Snooks 1926
 Downey, Red 1909
 Downing, Al 1971-77
 Downs, Red 1912
 Doyle, Carl 1939-40
 Doyle, Jack 1903-04
 Dozier, Brian 2018
 Drake, Solly 1959
 Drake, Tom 1941
 Dreifort, Darren 1994-05
 Drew, J.D. 2005-06
 Drysdale, Don 1956-69
 Dudley, Clise 1929-30
 Duffie, John 1967
 Duncan, Mariano 1985-87, 89
 Dunn, Jack 1897-1900
 Dunn, Joe 1908-09
 Durham, Bull 1904
 Durning, Dick 1917-18
 Durocho, Leo 1938-41
 43, 45
 Durrett, Red 1944-45

E

Earle, Billy 1894
 Earnshaw, George 1935-36
 Eason, Mal 1905-06
 Eays, Eddie 1921
 Eckhardt, Ox 1936
 Edman, Tommy 2024
 Edwards, Bruce 1946-51
 Edwards, Hank 1951
 Edwards, Mike 2005
 Egan, Dick J. 1914-15
 Egan, Dick W. 1967
 Ehrhardt, Rube 1924-28
 Elbner, Brett 2017
 Eischen, Joey 1995-96
 Eisenreich, Jim 1998
 Eisenstat, Harry 1935-37
 Elberfeld, Kid 1914
 Elbert, Scott 2008-14
 Ellingsen, Bruce 1972
 Elliott, Jumbo 1925, 27-30
 Elliott, Rowdy 1920
 Ellis, A.J. 2008-16
 Ellis, Mark 2012-13
 Ellis, Robert 2002
 Elster, Kevin 2000
 Elston, Don 1957
 Ely, Bones 1891
 Ely, John 2010-12
 Encarnacion, Juan 2004
 English, Gil 1944
 English, Woody 1937-38
 Enzmann, Johnny 1914
 Eovaldi, Nathan 2011-12
 Epperly, Al 1950
 Erickson, Scott 2005
 Erlin, Robbie 2022
 Erskine, Carl 1948-59
 Erwin, Tex 1910-14
 Espy, Cecil 1983
 Essegian, Chuck 1959-60
 Esterbrook, Dude 1891
 Ethier, Andre 2006-17
 Evans, Red 1939
 Evans, Roy 1902-03
 Eveland, Dana 2011

F

Fabrique, Bunny 1916-17
 Fairley, Jim 1968, 73
 Fairly, Ron 1958-69
 Falkenberg, Brian 2004, 2008
 Fallon, George 1937
 Farmer, Alex 1908
 Farmer, Kyle 2017-18
 Farrell, Dick 1961

Farrell, Duke 1899-1902
 Faulkner, Jim 1930
 Federowicz, Tim 2011-14
 Feduccia, Hunter 2024
 Felix, Gus 1926-27
 Feliz, Neftali 2021
 Ferguson, Alex 1929
 Ferguson, Caleb 2018-23
 Ferguson, Joe 1970-76, 78-81
 Fernandez, Chico 1956
 Fernandez, Sid 1983
 Ferrara, Al 1963, 65-68
 Ferrell, Wes 1940
 Fette, Lou 1940
 Fettes, Mike 2000-01
 Fewster, Chick 1926-27
 Feyereisen, J.P. 2023-24
 Fields, Josh 2016-2018
 Fien, Casey 2016
 Fife, Stephen 2012-14
 Figgins, Chone 2014
 Fimpe, Jack 1983-84, 86
 Finlayson, Pembroke 1908-09
 Finley, Steve 2004
 Finn, Mickey 1930-32
 Fischer, Bill 1913-14
 Fischer, Jeff 1989-90
 Fisher, Bob 1912-13
 Fisher, Chauncey 1897
 Fitzsimmons, Freddie 1937-43
 Fitzsimmons, Tom 1919
 Flaherty, Jack Fletcher, Darrin
 1989-90
 Fletcher, Sam 1909
 Flood, Tim 1902-03
 Flores, Jose 2004
 Floro, Dylan 2018-2020
 Flowers, Jake 1927-31, 33
 Flowers, Wes 1940, 44
 Font, Wilmer 2017-18
 Fonville, Chad 1995-97
 Ford, Hod 1925
 Forster, Terry 1978-82
 Forsythe, Logan 2017-18
 Foster, Alan 1967-70
 Fournier, Jack 1923-26
 Foutz, Dave 1890-96
 Fowler, Art 1959
 Frankhouse, Fred 1936-38
 Franklin, Jack 1944
 Franks, Herman 1940-41
 Frederick, Johnny 1929-34
Freeman, Freddie 2022-
 Freeman, Mike 2017
 Freese, David 2018-2019
 Freigau, Howard 1928
 French, Larry 1941-42
 French, Ray 1923
 Frey, Lonny 1933-36
 Frias, Carlos 2014-16
 Frias, Pepe 1980-81
 Fuchs, Charlie 1944
 Fuller, Nig 1902
 Furcal, Rafael 2006-11
 Furillo, Carl 1946-60

G

Gabrielson, Len 1967-70
 Gaddy, John 1938
 Gagné, Eric 1999-2006
 Gagne, Greg 1996-97
 Galan, Augie 1941-46
 Gale, Rocky 2018-2019
 Gallagher, Joe 1940
 Galian, Phil 1931
 Gallo, Joey 2022
 Galvez, Balvino 1986
 Garcia, Karim 1995-97
 Garcia, Yimi 2014-2019
 Garciparrá, Nomar 2006-08
 Garland, Jon 2009, 2011
 Garlick, Kyle 2019
 Garman, Mike 1977-78
 Garner, Phil 1987
 Garvey, Steve 1969-82
 Garvin, Ned 1902-04
 Gaston, Welcome 1898-99
 Gastright, Hank 1894
 Gatins, Frank 1901

Gautreaux, Sid 1936-37
 Gentile, Jim 1957-58
 George, Greek 1938
 Geraghty, Ben 1936
 Gessler, Doc 1903-06
 Getz, Gus 1914-16
 Giallombardo, Bob 1958
 Gibbons, Jay 2010-11
 Gibson, Kirk 1988-90
 Gilbert, Charlie 1940
 Gilbert, Pete 1894
 Gilbert, Shawn 2000
 Gilbert, Wally 1928-31
 Gilenwater, Carden 1943
 Gilliam, Jim 1953-66
 Gimenez, Hector 2011
 Gionfriddo, Al 1947
 Giuliani, Tony 1940-41
 Glasnow, Tyler 2024
 Gleason, Roy 1963
 Glossop, Al 1943
 Gochnaur, John 1901
 Goeddel, Eric 2018
 Golden, Jim 1960-61
 Goltz, Dave 1980-82

Gonsolin, Tony 2019-
 González, Adrián 2012-17
 González, Alfredo 2003
 González, Jose 1985-91
 González, Luis 2007
 González, Victor 2020-23
 Gooch, Johnny 1928-29
 Goodson, Ed 1976-77
 Goodwin, Tom 1991-93
 2000-01
 Gordon, Dee 2011-14
 Gordonier, Ray 1921-22
 Gore, Terrance 2020
 Gorecki, Rick 1997
 Gott, Jim 1990-94
 Grabarkewitz, Bill 1969-72
 Grabowski, Jason 2004-05
 Graham, Jack 1946
 Grandal, Yasmani 2015-18
 Granderson, Curtis 2017
 Grant, Jim 1968
Grater, Brusdar 2020-
 Gray, Dick 1958-59
 Gray, Josiah 2021
 Green, Harvey 1935
 Green, Nick 2010
 Green, Shawn 2000-04
 Greene, Connor 2021
 Greene, Nelson 1924-25
 Greene, Shane 2021-22
 Greenfield, Kent 1929
 Gregg, Hal 1943-47
 Greinke, Zack 2013-15
 Griffin, Alfredo 1988-91
 Griffin, Mike 1891-98
 Griffith, Bart 1922-23
 Griffith, Derrell 1963-66
 Griffith, Tommy 1919-25
 Grim, John 1895-99
 Grimes, Burlleigh 1918-26
 Griner, Dan 1918
 Grissom, Lee 1940-41
 Grissom, Marquis 2001-02
 Gross, Kevin 1991-94
 Gross, Kip 1992-93
 Grote, Jerry 1977-78, 81
Grove, Michael 2022-
 Grudzielanek, Mark 1998-2002
 Guerra, Javy 2011-13
 Guerrero, Alex 2014-15
 Guerrero, Pedro 1978-88
 Guerrero, Wilton 1996-98
 Guerrier, Matt 2011-13
 Gulden, Brad 1978
 Gumbert, Ad 1895-96
 Guthrie, Mark 1995-98
 Gutierrez, Franklin 2017
 Guzman, Joel 2006
 Gwynn, Chris 1987-91, 94-95
 Gwynn Jr., Tony 2011-12
 Gyorko, Jedd 2019

H

Haas, Bert 1937-38

H I S T O R Y A N D R E C O R D S

Haddock, George	1892-93	Hickman, Dave J.	1916-19	Jackson, Randy	1956-58	Korwan, Jim	1894
Haeger, Charlie	2009-10	Hickman, Jim	1967	Jacobson, Merwin	1926-27	Kosco, Andy	1969-70
Hairston Jr., Jerry	2012-13	Higbe, Kirby	1941-43, 46-47	James, Cleo	1968	Koufax, Sandy	1955-66
Hale, Chip	1997	Higgins, Bob	1911-12	Jansen, Kenley	2010-2021	Koukalik, Joe	1904
Hale, John	1974-77	High, Andy	1922-25	Janvrin, Hal	1921-22	Koupal, Lou	1928-29
Hall, Bob	1913	Hildebrand, George	1902	Jarvis, Roy	1944	Koy, Ernie	1938-40
Hall, Bob	1905	Hill, Koyie	2003	Javier, Stan	1990-92	Kress, Charlie	1954
Hall, Darren	1996-98	Hill, Rich	2016-19	Jeffcoat, George	1936-37, 39	Krueger, Bill	1987-88
Hall, Johnny	1948	Hill, Still Bill	1899	Jenkins, Jack	1969	Krueger, Ernie	1917-21
Hall, Toby	2006	Hillegas, Shawn	1987-88	Jennings, Hughie	1899-1900, 03	Kreuter, Chad	2000-02
Haller, Tom	1968-71	Hillenbrand, Shea	2007	John, Tommy	1972-78	Kruger, Abe	1908
Hallman, Bill	1898	Hines, Hunkey	1895	Johnson, Brian	2001	Kubenka, Jeff	1998-99
Hamilton, Jeff	1986-91	Hoak, Don	1954-55	Johnson, Charles	1998	Kuo, Hong-Chih	2005-11
Hamlin, Luke	1937-41	Hockett, Oris	1938-39	Johnson, Jason	2008	Kuroda, Hiroki	2008-11
Hamric, Bert	1955	Hodges, Gil	1943, 47-61	Johnson, Jim	2015	Kustus, Joe	1909
Hamulack, Tim	2006	Hoffman, Glenn	1987	Johnson, Lou	1965-67	L	
Hanifin, Pat	1897	Hoffman, Jamie	2009, 2011	Johnson, Micah	2016	Labine, Clem	1950-60
Hannahs, Gerald	1978-79	Hogg, Bert	1934	Johnson, Reed	2010	LaChance, Candy	1893-98
Hansell, Greg	1995	Hollandsworth, Todd	1995-00	Johnston, Fred Ivy	1924	Lacy, Lee	1972-78
Hansen, Dave 1989-96, 1999-2002		Hollingsworth, Al	1939	Johnston, Jimmy	1916-25	LaGrow, Lerrin	1979
Head, F. C.	1898	Hollingsworth, Bonnie	1924	Johnstone, Jay	1980-82, 85	Lamanske, Frank	1935
Harang, Aaron	2012-13	Hollins, Damon	1998	Jones, Art	1932	Lamar, Bill	1920-21
Haren, Dan	2014	Holmes, Darren	1990	Jones, Binky	1924	LaMaster, Wayne	1938
Hargreaves, Charlie	1923-28	Holmes, Jim	1908	Jones, Fielder	1896-1900	Lamb, Jake	2022
Harkley, Mike	1997	Holmes, Tommy	1952	Jones, Mitch	2009	Lamb, Ray	1969-70
Harkness, Tim	1961-62	Holton, Brian	1985-88	Jones, Nate	2021	Lamet, Dinelson	2024
Harper, George	1896	Honeycutt, Rick	1983-87	Jones, Oscar	1903-05	Landestoy, Rafael	1977, 83-84
Harper, Harry	1923	Honeywell Jr., Brent	2024	Jordan, Brian	2002-03	Landreaux, Ken	1981-87
Harris, Bill	1957, 59	Hood, Wally	1920-22	Jordan, Dutch	1903-04	Landrum, Joe	1950, 52
Harris, Joe	1928	Hooton, Burt	1975-84	Jordan, Jimmy	1933-36	Landrum, Tito	1987
Harris, Lenny	1989-93	Hopkins, Gall	1974	Jordan, Tim	1906-10	Lankford, Frank	1998
Hart, Bill F.	1892	Hopp, Johnny	1949	Jorgensen, Spider	1947-50	Larker, Norm	1958-61
Hart, Bill W.	1943-45	Hopper, Lefty	1898	Joshua, Von	1969-71, 73-74, 79	LaRoche, Andy	2007-08
Hart, Donnie	2019	Horton, Elmer	1898	Joyce, Bill	1892	Lary, Lyn	1939
Hartfield, Gil	1893	Horton, Ricky	1988-89	Judd, Mike	1997-2000	Latimer, Tacks	1902
Hartje, Chris	1939	Hough, Charlie	1970-80	Judge, Joe	1933	Latos, Mat	2015
Hartley, Mike	1989-91	Houlton, D.J.	2005, 2007	K		Lavagetto, Cookie	1937-41, 46-47
Hassett, Buddy	1936-38	Householder, Ed	1903	Kahnle, Tommy	2022	Law, Rudy	1978, 80
Hatcher, Mickey	1979-80, 87-90	Houston, Tyler	2002	Kampouris, Alex	1941-43	Lazzeri, Tony	1939
Hatcher, Chris	2015-17	Howard, Frank	1958-64	Karros, Eric	1991-2002	Leach, Brent	2009
Hathaway, Ray	1945	Howard, Thomas	1998	Karst, John	1915	League, Brandon	2012-15
Hatten, Joe	1946-51	Howe, Steve	1980-85	Kazmir, Scott	2016-17	Leard, Bill	1917
Haughey, Chris	1943	Howell, Dixie	1953, 55-56	Keeler, Wee Willie	1893,	Leary, Tim	1987-89
Haugstad, Phil	1947-48, 1951	Howell, Harry	1898, 1900	1899-1902		Ledee, Ricky	2005-06
Havens, Brad	1987-88	Howell, Jay	1988-92	Kehn, Chet	1942	Lee, Bob	1967
Hawksworth, Blake	2011-12	Howell, J.P.	2013-16	Kekich, Mike	1965, 68	Lee, Hal	1930
Hayworth, Ray	1938-39, 44-45	Howell, Ken	1984-88	Kelleher, John	1916	Lee, Leron	1975-76
Head, Ed	1940, 42-44, 46	Hoyt, Waite	1932, 37-38	Kellert, Frank	1955	Lee, Zach	2015
Heaney, Andrew	2022	Hubbard, Trinidad	1998-99	Kelley, Joe	1899-1901	Lefebvre, Jim	1965-72
Hearne, Hugh	1901-03	Hubbell, Bill	1925	Kelly, Joe	2019-2021, 23-24	Lehman, Ken	1952, 56-57
Hechinger, Mike	1913	Huckaby, Ken	1996-97	Kelly, George	1932	LeJeune, Larry	1911
Heep, Danny	1987-88	Hudson, Bryan	2023	Kelly, Roberto	1995	LeJohn, Don	1965
Hehl, Jake	1918	Hudson, Daniel	2018, 2022-24	Kemp, Matt	2006-14, 2018	Lembo, Steve	1950, 52
Heimach, Fred	1930-33	Hudson, Johnny	1936-40	Kendrick, Howie	2015-16	Lennox, Ed	1909-10
Heisey, Chris	2015	Hudson, Orlando	2009	Kennedy, Adam	2012	Leonard, Dutch	1933-36
Heitmann, Henry	1918	Hudson, Rex	1974	Kennedy, Bob	1957	Leonard, Jeffrey	1977
Hembree, Heath	2022	Huff, David	2015	Kennedy, Brickyard	1892-1901	Leslie, Sam	1933-35
Hemming, George	1891	Huff, Mike	1989	Kennedy, John	1965-66	Lewallyn, Dennis	1975-79
Henderson, Rickey	2003	Hug, Ed	1903	Kent, Jeff	2005-08	Lewis, Darren	1997
Hendrick, Harvey	1927-31	Hughes, Jim J.	1899, 1901-02	Kent, Maury	1912-13	Lewis, Phil	1905-08
Hendrickson, Mark	2006-07	Hughes, Jim R.	1952-56	Kershaw, Clayton	2008	Leyritz, Jim	2000
Henion, Lafayette	1919	Hughes, Mickey	1890	Kickham, Mike	2021	Liberatore, Adam	2015-18
Henley, Weldon	1907	Hu, Chin-lung	2007-10	Kida, Masao	2003-04	Lieberthal, Mike	2007
Henline, Butch	1927-29	Hull, Eric	2007	Kiermaier, Kevin	2024	Lillis, Bob	1958-61
Henriquez, Edgardo	2024	Hummel, John	1905-15	Kilduff, Pete	1919-21	Lilly, Ted	2010-13
Henry, Dutch	1923-24	Humphrey, Al	1911	Kimball, Newt	1940-43	Lima, Jose	2004
Henshaw, Roy	1937	Hundley, Todd	1999-2000, 03-04	Kimbrel, Craig	2022	Lindblom, Josh	2011-12
Herges, Matt	1999-2001	Hungling, Bernie	1922-23	Kinkade, Mike	2002-03	Lindsey, Jim	1937
Herman, Babe	1926-31, 45	Hunt, Ron	1967	King, Clyde	1944-45, 47-48, 51-52	Lindsey, John	2010
Herman, Billy	1941-43, 46	Hunter, George	1909-10	Kinslow, Tom	1891-94	Lindstrom, Fred	1936
Herrmann, Marty	1918	Hunter, Willard	1962	Kipp, Fred	1957-59	Link, Jon	2010
Hermansen, Chad	2003	Hurley, Pat	1907	Kirby, Wayne	1996-97	Liriano, Nelson	1997
Hermanski, Gene	1943, 46-51	Hurt, Kyle	2023-	Kirkpatrick, Enos	1912-13	Livingston, Mickey	1951
Hernandez, Carlos	1990-96	Hutchenson, Joe	1933	Kitson, Frank	1900-02	Lo Duca, Paul	1998-04
Hernandez, Elieser	2024	Hutchinson, Ira	1939	Klippstein, John	1958-59	Loaiza, Esteban	2007-08
Hernandez, Enrique	2015-20, 23-	Hutson, Roy	1925	Klugman, Joe	1924	Locastro, Tim	2017-18
Hernandez, Enzo	1978	Hutton, Tom	1966, 69	Klump, Elmer	1937	Loes, Billy	1950, 52-56
Hernandez, Jose	2004	I		Knack, Landon	2024	Lofton, Kenny	2006
Hernandez, Ramon	2013	Ingram, Garey	1994-95, 97	Knebel, Corey	2021	Loftus, Dick	1924-25
Hernandez, Roberto	2007	Inks, Bert	1891-92	Knetzer, Elmer	1909-12	Logan, Bob	1935
Hernandez, Roberto	2014	Irwin, Charlie	1901-02	Knolls, Hub	1906	Logue, Zach	2024
Hernandez, Teoscar	2024	Ishii, Kazuhisa	2002-04	Koch, Barney	1944	Lohrman, Bill	1943-44
Hernandez, Yonny	2023	Itzuris, Cesar	2002-06	Koenecke, Len	1934-35	Lombardi, Ernie	1931
Herrera, Elian	2012-13	J		Kolarek, Adam	2019-20, 2023	Lombardi, Vic	1945-47
Herring, Art	1934, 44-46	Jacklitsch, Fred	1903-04	Konerko, Paul	1997-98	Loney, James	2006-12
Hershiser, Orel	1983-94, 2000	Jackson, Andre	2021-23	Konetchy, Ed	1919-21	Long, Tom	1924
Heydeman, Greg	1973	Jackson, Edwin	2003-05	Kopech, Michael	2024	Lopes, Davey	1972-81
Heyward, Jason	2023-24						
Hiatt, Phil	2001						

H I S T O R Y A N D R E C O R D S

Lopez, Al.....	1928, 30-35
Lopez, Luis.....	1990
Loretta, Mark.....	2009
Loudenslager, Charlie.....	1904
Lovett, Tom.....	1890-91, 93
Lowe, Derek.....	2005-08
Lucas, Ray.....	1933-34
Lucid, Con.....	1894-95
Lugo, Julio.....	2006
Luke, Matt.....	1998
Lumley, Harry.....	1904-10
Lund, Don.....	1945, 47-48
Luque, Dolf.....	1930-31
Lux, Gavin.....	2019-24
Lynn, Lance.....	2023
Lyons, Barry.....	1990-91
Lyttle, Jim.....	1976

M

MacDougal, Mike.....	2011-12
MacGarnwell, Ed.....	1905
Machado, Manny.....	2018
Macon, Max.....	1940, 42-43
Maddux, Greg.....	2006, 2008
Maddux, Mike.....	1990, 1999
Madlock, Bill.....	1985-87
Madson, Ryan.....	2018
Maeda, Kenta.....	2016-19
Magee, Lee.....	1919
Magill, Matt.....	2013
Maglie, Sal.....	1956-57
Magoon, George.....	1898
Maholm, Paul.....	2014
Mails, Duster.....	1915-16
Malay, Charlie.....	1905
Maldonado, Candy.....	1981-85
Malnosky, Tony.....	1937
Mallette, Mal.....	1950
Malone, Lew.....	1917, 19
Maloney, Billy.....	1906-08
Maloney, Sean.....	1998
Mamaux, Al.....	1918-23
Mancuso, Gus.....	1940
Manuel, Charlie.....	1974-75
Manush, Heinie.....	1937-38
Maranville, Rabbit.....	1926
Marichal, Juan.....	1975
Marisnick, Jake.....	2023
Marquard, Rube.....	1915-20
Marrero, Oreste.....	1996
Marriott, Bill.....	1926-27
Marrow, Buck.....	1937-38
Marshall, Doc.....	1909
Marshall, Mike A.....	1981-89
Marshall, Mike G.....	1974-76
Martin, Chris.....	2022
Martin, Morrie.....	1949
Martin, Russell.....	2006-10, 19
Martin, Tom.....	2003-04
Martinez, J.D.....	2023
Martinez, Jesus.....	1996
Martinez, Pedro.....	1992-93
Martinez, Ramon.....	1988-98
Martinez, Ramon E.....	2006-07
Martinez, Teddy.....	1977-79
Masaoka, Onan.....	1999-2000
Mattingly, Earl.....	1931
Matuszek, Len.....	1985-87
Mauch, Gene.....	1944, 48
Maul, Al.....	1899
Mauriello, Ralph.....	1958
Mauro, Carmen.....	1953
May, Dustin.....	2019-
Mayne, Brent.....	2004
Maza, Luis.....	2008
McBean, Alvin.....	1969-70
McCabe, Bill.....	1920
McCann, Gene.....	1901-02
McCarren, Bill.....	1923
McCarthy, Brandon.....	2015-17
McCarthy, Jack.....	1906-07
McCarthy, Johnny.....	1934-35
McCarthy, Tommy.....	1896
McCarty, Lew.....	1913-16
McCormick, Mike J.....	1904
McCormick, Mike W.....	1949
McCreddie, Judge.....	1903
McCreery, Tom.....	1901-03
McDermott, Terry.....	1972

McDevitt, Danny.....	1957-60
McDonald, James.....	2008-10
McDougal, John.....	1895
McDowell, Roger.....	1991-94
McElveen, Pryor.....	1909-11
McFarlan, Dan.....	1899
McFarland, Chappie.....	1906
McGann, Dan.....	1899
McGee, Jake.....	2020
McGinnity, Joe.....	1900
McGlothlin, Pat.....	1949-50
McGraw, Bob.....	1925-27
McGriff, Fred.....	2003
McGuire, Deacon.....	1899-1901
McIntyre, Harry.....	1905-09
McJames, Doc.....	1899, 1901
McKenna, Kit.....	1898
McKinney, Billy.....	2021
McKinstry, Zach.....	2020-22
McLane, Ed.....	1907
McLish, Cal.....	1944, 46
McMahon, Sadie.....	1897
McMakin, John.....	1902
McManus, Frank.....	1903
McMichael, Greg.....	1998
McMillan, Tommy.....	1908-10
McMullen, Ken.....	1962-64, 73-75
McVeeny, Doug.....	1926-29
Medwick, Joe.....	1940-43, 46
Melhus, Adam.....	2000
Meloan, Jonathan.....	2007
Melton, Rube.....	1943-44, 46-47
Mercado, Orlando.....	1987
Merkle, Fred.....	1916-17
Messersmith, Andy.....	1973-75, 79
Metcalfe, Mike.....	1998, 2000
Meusel, Irish.....	1927
Meyer, Benny.....	1913
Meyer, Lee.....	1909
Meyer, Russ.....	1953-55
Meyers, Chief.....	1916-17
Michael, Gene.....	1967
Mickens, Glenn.....	1953
Mientkiewicz, Doug.....	2009
Mikkelsen, Pete.....	1969-72
Miksis, Eddie.....	1944, 46-51
Miles, Aaron.....	2011
Miles, Don.....	1958
Miljus, Johnny.....	1917, 20-21
Miller, Bob.....	1963-67
Miller, Bobby.....	2023-
Miller, Fred.....	1910
Miller, Hack.....	1916
Miller, John.....	1969
Miller, Justin.....	2010
Miller, Larry.....	1964
Miller, Lemmie.....	1984-85
Miller, Otto.....	1910-22
Miller, Ralph.....	1898
Miller, Rod.....	1957
Miller, Shelby.....	2023
Miller, Trevor.....	2000
Miller, Tyson.....	2023
Miller, Walt.....	1911
Millies, Wally.....	1934
Milliken, Bob.....	1953-54
Mills, Alan.....	1999-00
Mills, Buster.....	1935
Milton, Eric.....	2009
Minner, Paul.....	1946, 48-49
Mitchell, Bobby.....	1980-81
Mitchell, Clarence.....	1918-22
Mitchell, Dale.....	1956
Mitchell, Fred.....	1904-05
Mitchell, Johnny.....	1924-25
Mitchell, Russ.....	2010-11
Micki, Dave.....	1998-99
Moeller, Chad.....	2007
Moeller, Joe.....	1962, 64, 66-71
Mohart, George.....	1920-21
Monasterios, Carlos.....	2010
Monday, Rick.....	1977-84
Mondesi, Raul.....	1993-99
Moon, Wally.....	1959-65
Moore, Cy.....	1929-32
Moore, Dee.....	1943
Moore, Eddie.....	1929-30
Moore, Gary.....	1970

Moore, Gene.....	1939-40
Moore, Randy.....	1936-37
Moore, Ray.....	1952-53
Morales, Jose.....	1982-84
Moran, Herbie.....	1912-13
Morgan, Bobby.....	1950, 52-53
Morgan, Eddie.....	1937
Morgan, Mike.....	1989-91
Moronta, Reyes.....	2022
Morrison, Johnny.....	1929-30
Morrow, Brandon.....	2017
Moryn, Walt.....	1954-55
Moss, Ray.....	1926-31
Mossor, Earl.....	1951
Mota, Guillermo.....	2002-04, 2009
Mota, Manny.....	1969-80, 82
Moulder, Glen.....	1946
Mowe, Ray.....	1913
Mowrey, Mike.....	1916-17
Moylan, Peter.....	2013
Mueller, Bill.....	2006
Mulholland, Terry.....	2001-02
Mullen, Billy.....	1923
Mullen, Scott.....	2003
Mulvey, Joe.....	1895
Muncy, Max.....	2018-
Mungo, Van Lingle.....	1931-41
Munns, Les.....	1934-35
Munoz, Joe.....	1989-90
Munoz, Noel.....	1995
Murch, Simmy.....	1908
Murphy, Rob.....	1995
Murray, Eddie.....	1989-91, 97
Murray, Jim.....	1922
Myers, Hy.....	1909, 11, 14-22
Myers, Rodney.....	2003
Myrow, Brian.....	2005

N

Nahem, Sam.....	1938
Nakamura, Norihiro.....	2005
Navarro, Dione.....	2005-06, 2011
Naylor, Earl.....	1946
Neal, Charlie.....	1956-61
Neal, Zach.....	2018
Negray, Ron.....	1952, 58
Negrón, Kristopher.....	2019
Neidlinger, Jim.....	1990
Neis, Bernie.....	1920-24
Nelson, Jimmy.....	2021
Nelson, Rocky.....	1952, 56
Nen, Dick.....	1963
Neuse, Sheldon.....	2021
Newcombe, Don.....	1949-51, 54-58
Newsom, Bobo.....	1929-30, 42-43
Newton, Doc.....	1901-02
Nicasio, Juan.....	2015
Nichols, Rod.....	1993
Niedenfueller, Tom.....	1981-87
Nicholas, Otho.....	1945
Nixon, Al.....	1915-16, 18
Nixon, Otis.....	1997
Nomo, Hideo.....	1995-98, 2002-04
Nops, Jerry.....	1900
Noren, Irv.....	1960
Norman, Fred.....	1970
Norris, Bud.....	2016
North, Bill.....	1978
Northern, Hub.....	1911-12
Nunez, Jose A.....	2001
Nunez, Darien.....	2021

O

Oates, Johnny.....	1977-79
O'Brien, Bob.....	1971
O'Brien, Darby.....	1890-92
O'Brien, John.....	1891
Ock, Whitey.....	1935
O'Doul, Lefty.....	1931-33
Oeltjen, Trent.....	2010-12
Oeschger, Joe.....	1925
Offerman, Jose.....	1990-95
Ohman, Whoi.....	2009
Ohtani, Shohei.....	2024
Ojeda, Bob.....	1991-92
Oliver, Al.....	1985
Oliver, Nate.....	1963-67
Olivo, Miguel.....	2014
Olmo, Luis.....	1943-45, 49

Olson, Gregg.....	2000-01
Olson, Irv.....	1915-24
O'Mara, Ollie.....	1914-16, 18-19
O'Neill, Mickey.....	1926
Onis, Curly.....	1935
Orengo, Joe.....	1943
Orosco, Jesse.....	1988, 2001-02
O'Rourke, Frank.....	1917-18
Orta, Jorge.....	1982
Ortega, Phil.....	1960-64
Ortiz, Ramon.....	2010
Ortiz, Russ.....	2010
Osborne, Tiny.....	1924-25
Osgood, Charlie.....	1944
Osoria, Franquielis.....	2005-06
Osteen, Claude.....	1965-73
Ostermueller, Fritz.....	1943-44
Osuna, Al.....	1994
Osuna, Antonio.....	1995-2000
Outen, Chick.....	1933
Outman, James.....	2022-
Owen, Mickey.....	1941-45
Owens, Red.....	1905
Ozuna, Pablo.....	2008

P

Paciorek, Tom.....	1970-75
Padgett, Don.....	1946
Padilla, Vicente.....	2009-11
Parfko, Andy.....	1951-52
Page, Phil.....	1934
Pages, Andy.....	2024
Palica, Erv.....	1945, 47-51, 53-54
Palmquist, Ed.....	1960-61
Paredes, Edward.....	2017-18
Park, Chan Ho.....	1994-2001, 2008
Parker, Rick.....	1995-96
Parker, Wes.....	1964-72
Parks, Art.....	1937, 39
Parra, Jose.....	1995
Partridge, Jay.....	1927-28
Pascual, Camilo.....	1970
Pasley, Kevin.....	1974, 76-77
Pastorius, Jim.....	1906-09
Pattae, Harry.....	1908
Patterson, Dave.....	1979
Patterson, Red.....	2014
Pattison, Jimmy.....	1929
Paxton, James.....	2024
Paul, Xavier.....	2009-11
Payne, Harley.....	1896-98
Peacock, Johnny.....	1945
Peck, Hal.....	1943
Pederson, Joc.....	2014-20
Pederson, Stu.....	1985
Petersen, Michael.....	2024
Pepiot, Ryan.....	2022-23
Peña, Alejandro.....	1981-89
Peña, Angel.....	1998-2000
Peña, Jose.....	1970-72
Penny, Brad.....	2004-08
Peralta, David.....	2023
Peralta, Joel.....	2015
Peraza, Jose.....	2015
Perconte, Jack.....	1980-81
Perez, Antonio.....	2004-05
Perez, Carlos.....	1998-2000
Perez, Chris.....	2014
Perez, Odalis.....	2002-06
Perkins, Charlie.....	1934
Perranoski, Ron.....	1961-67, 72
Perry, Pat.....	1990
Peters, D J.....	2021
Peterson, Jim.....	1937
Petty, Jesse.....	1925-28
Pfeffer, Jeff.....	1913-21
Pfister, George.....	1941
Pfund, Lee.....	1945
Phelps, Babe.....	1935-41
Phelps, Ed.....	1912-13
Phelps, Ray.....	1930-32
Phillips, Evan.....	2021-
Phillips, Jason.....	2005
Piazza, Mike.....	1992-98
Picinich, Val.....	1929-33
Pierre, Juan.....	2007-09
Pignatano, Joe.....	1957-60
Pinckney, George.....	1890-91

H I S T O R Y A N D R E C O R D S

Pipgras, Ed. 1932
 Plitt, Norman 1918, 27
 Podbielan, Bud. 1949-52
 Podres, Johnny 1953-55, 57-66
 Podsednik, Scott. 2010
 Poffenberger, Boots 1939
 Pollock, A.J. 2019-21
 Polly, Nick 1937
 Poole, Ed. 1904
 Poole, Jim 1990
 Popovich, Paul 1968-69
 Posedel, Bill 1938
 Post, Sam 1922
 Potter, Dykes 1938
 Pounds, Bill 1903
 Powell, Boog 1977
 Powell, Dennis 1985-86
 Powell, Paul Ray 1973, 75
 Power, Ted 1981-82
 Pressnell, Tot 1938-40
 Price, David 2021-22
 Prince, Tom 1994-98
 Proctor, Scott 2007-08
 Prokopec, Luke 2000-01
 Puig, Yasiel 2013-18
 Pujols, Albert 2021
 Punto, Nick 2012-13
 Purdin, John 1964-65, 68-69
 Pye, Eddie 1994-95

Q

Quackenbush, Kevin 2021
 Quantrell, Paul 2002-03
 Quinn, Jack 1931-32

R

Rachunok, Steve 1940
 Rackley, Marc 1947-49
 Radinsky, Scott 1996-98
 Radtke, Jack 1936
 Raglan, Pat 1911-15
 Rakow, Ed. 1960
 Raley, Luke 2021
 Ramazzotti, Bob 1946, 48-49
 Ramirez, Hanley 2012-14
 Ramirez, Manny 2008-10
 Ramirez, Nick 2024
 Ramirez, Yefry 2021
 Ramirez, Yohan 2024
 Ramsdell, Willie 1947-48, 50
 Ramsey, Mike Jeffrey 1985
 Ramsey, Mike James 1987
 Randolph, Willie 1989-90
 Rath, Gary 1998
 Rau, Doug 1972-79
 Ravin, Josh 2015-17
 Rautzhan, Lance 1977-79
 Reardon, Phil 1906
 Reboulet, Jeff 2001-02
 Reddick, Josh 2016
 Redmond, Harry 1909
 Reed, Howie 1964-66
 Reed, Jake 2021-23
 Reed, Jody 1993
 Reese, Pee Wee 1940-42, 46-58
 Regan, Phil 1966-68
 Reidy, Bill 1899, 1903-04
 Reis, Bobby 1931-32, 35
 Reiser, Pete 1940-42, 46-48
 Reisling, Doc 1904-05
 Reks, Zach 2021
 Repko, Jason 2005-09
 Repulski, Rip 1959-60
 Reulbach, Ed 1913-14
 Reuss, Jerry 1979-87
 Reyes, Al 2000-01
 Reyes, Dennis 1997-98
 Reyes, Gilberto 1983-85, 87-88
 Reynolds, R.J. 1983-85
 Rhiel, Billy 1929
 Rhoden, Rick 1974-78
 Richards, Paul 1932
 Richardson, Danny 1893
 Richert, Pete 1962-64, 72-73
 Riconda, Harry 1928
 Riggert, Joe 1914
 Riggs, Adam 1997
 Riggs, Lew 1941-42, 46
 Rios, Edwin 2019-22

Ripple, Jimmy 1939-40
 Ritter, Lou 1902-08
 Rivera, German 1983-84
 Rivera, Juan 2011-12
 Rizzo, Johnny 1942
 Roberts, Dave 2002-04
 Roberts, Jim 1924-25
 Robertson, Dick 1918
 Robinson, Clint 2014
 Robinson, Earl 1958
 Robinson, Frank 1972
 Robinson, Jackie 1947-56
 Robles, Oscar 2005-06
 Robles, Sergio 1976
 Rochelli, Lou 1944
 Rodas, Rich 1983-84
 Rodriguez, Ellie 1976
 Rodriguez, Felix 1995-96
 Rodriguez, Henry 1992-95
 Rodriguez, Paco 2012-15
 Roe, Preacher 1948-54
 Roebuck, Ed 1955-58, 60-63
 Roenicke, Ron 1981-83
 Roettger, Oscar 1927
 Rogers, Lee 1938
 Rogers, Packy 1938
 Rojas, Mel 1999

Rojas, Miguel 2014, 2023-
 Rojek, Stan 1942, 46-47
 Rollins, Jimmy 2015
 Romak, Jamie 2014
 Romano, Jason 2003
 Romano, Jim 1950
 Romo, Sergio 2017
 Romo, Vicente 1968, 82
 Rosario, Amed 2023-24
 Rose, Mike 2005
 Roseboro, Johnny 1957-67
 Rosen, Goody 1937-39, 44-46
 Rosenfield, Max 1931-33
 Ross, Cody 2005-06
 Ross, David 2002-04
 Ross, Don 1940
 Rossop, Zac 2018-19
 Rowe, Ken 1963
 Rowe, Schoolboy 1942
 Roy, Jean Pierre 1946
 Roy, Luther 1929
 Royster, Jerry 1973-75
 Ruan, Wilkin 2002-03
 Rucker, Nap 1907-16
 Rudolph, Ernie 1945
 Ruether, Dutch 1921-24
 Ruggiano, Justin 2015
 Ruiz, Carlos 2016
 Ruiz, Keibert 2021
 Rush, Andy 1925
 Russell, Bill 1969-86
 Russell, Jim 1950-51
 Russell, John 1917-18
 Rutherford, Johnny 1952
 Ryan, Jack 1911
 Ryan, John 1898
 Ryan, River 2024
 Ryan, Rosy 1933
 Ryu, Hyun-Jin 2013-19

S

Sadler, Casey 2019
 Saenz, Olmedo 2004-07
 Salazar, Eduardo 2024
 Sands, Jerry 2011-12
 Santos, Sergio 2015
 Saito, Takashi 2006-08
 Samuel, Juan 1990-92
 Sanchez, Duaner 2004-05
 Sandlock, Mike 1945-46
 Sanford, Chance 1999
 Santana, Dennis 2018-21
 Santangelo, F.P. 2000
 Savage, Jack 1987
 Savage, Ted 1968
 Sax, Dave 1982-83
 Sax, Steve 1981-88
 Sayles, Bill 1943
 Sborz, Josh 2019-20
 Scanlan, Bill 1904-07, 09-11
 Schardt, Bill 1911-12
 Schebler, Scott 2015

Scheer, Al 1913
 Scherzer, Max 2021
 Schlichting, Travis 2009-10
 Schliebner, Dutch 1923
 Schmandt, Ray 1918-22
 Schmidt, Henry 1903
 Schmidt, Jason 2007-09
 Schmitz, Johnny 1951-52
 Schmol, Steve 2005
 Schmutz, Charlie 1914-15
 Schneiberg, Frank 1910
 Schofield, Dick 1966-67
 Schofield Jr., Dick 1995
 Schott, Gene 1939
 Schreiber, Paul 1922-23
 Schultz, Howie 1943-47
 Schultz, Jaime 2019
 Schultz, Joe 1915
 Schumaker, Skip 2013
 Schupp, Ferdie 1921
 Scioscia, Mike 1980-92
 Scott, Dick 1963
 Scott, Taylor 2023
 Seager, Corey 2015-2021
 Seañez, Rudy 1994-95, 2007
 Searage, Ray 1989-90
 Seats, Tom 1945
 Sebring, Jimmy 1909
 See, Larry 1986
 Segedin, Rob 2016-18
 Sele, Aaron 2006
 Sellers, Justin 2011-13
 Sells, Dave 1975
 Seo, Jae 2006
 Sexauer, Elmer 1948
 Shanahan, Greg 1973-74
 Sharperson, Mike 1987-93
 Sharrott, George 1893-94
 Shaute, Joe 1931-33
 Shaw, Jeff 1998-01
 Shea, Merv 1938
 Sheckard, Jimmy 1897-98, 1900-05
Sheehan, Emmet 2023-
 Sheehan, Jack 1920-21
 Sheehan, Tommy 1908
 Sheffield, Gary 1998-2001
 Shelby, John 1987-90
 Sheridan, Red 1918, 20
 Sherly, Jimmy 2021
 Sherlock, Vince 1935
 Sherrill, George 2009-10
 Sherry, Larry 1958-63
 Sherry, Norm 1959-62
 Shindle, Bill 1894-98
 Shipley, Craig 1986-87
 Shirley, Bart 1964, 66, 68
 Shirley, Steve 1982
 Shooch, George 1893-97
 Shriver, Harry 1922-23
 Shuba, George 1948-50, 52-55
 Shuey, Paul 2002-2004
 Siebert, Dick 1932, 36
 Simpson, Joe 1975-78
 Sims, Duke 1971-72
 Singer, Bill 1964-72
 Singleton, Fred 1938-39
 Sizemore, Ted 1969-70, 76
 Skaff, Frank 1935
 Skowron, Bill 1963
 Slade, Gordon 1930-32
 Sloat, Dwain 1948
 Smith, Broadway 1897-00
 Smith, Charley 1960-61
 Smith, Dick 1965
 Smith, George 1918, 23
 Smith, Germany 1890, 97
 Smith, Greg 1991
 Smith, Hap 1910
 Smith, Jack 1962-63
 Smith, Nate 1962
 Smith, Red 1911-14
 Smith, Reggie 1976-81
 Smith, Sherry 1915-17, 19-22
 Smith, Tony 1910-11
Smith, Will 2019-
 Smyres, Clancy 1944
 Smyth, Red 1915-17
 Smythe, Harry 1934

Snider, Duke 1947-62
 Snyder, Cory 1993-94
 Snyder, Gene 1959
 Snyder, Jack 1917
 Solomon, Eddie 1973-75
 Sommerville, Andy 1894
 Sosa, Elias 1976-77
 Sothern, Denny 1931
 Souza Jr., Steven 2021
 Spencer, Daryl 1961-63
 Spencer, Roy 1937-38
 Spooner, Karl 1954-55
 Springer, Dennis 2001-02
 Stack, Eddie 1912-13
 Stainback, Tuck 1938-39
 Stallings, George 1890
 Standaert, Jerry 1925-26
 Stanhouse, Don 1980
 Stanky, Eddie 1944-47
 Stark, Dolly 1910-12
 Statz, Jigger 1927-28
 Steele, Bill 1914
 Steele, Elmer 1911
 Steelman, Farmer 1900-01
 Stein, Ed 1892-96, 98
 Stengel, Casey 1912-17
 Stephenson, Jerry 1970
 Stevens, Ed 1945-47
 Stewart, Brock 2016-19
 Stewart, Dave 1978, 81-83
 Stewart, Scott 2004
 Stewart, Stuffy 1923
 Stinson, Bob 1969-70
 Stock, Milt 1924-26
Stone, Gavin 2023-
 Stovey, Harry 1893
 Strahler, Mike 1970-72
 Strang, Sammy 1903-04
 Strawberry, Darryl 1991-93
 Stricklett, Elmer 1905-07
 Stripling, Ross 2016-20
 Stripp, Joe 1932-37
 Stryker, Dutch 1926
 Stuart, Dick 1966
 Stubbs, Franklin 1984-89
 Stults, Eric 2006-09
 Sturtz, Tanyon 2008
 Sudakis, Bill 1968-71
 Suero, wander 2023
 Sukeforth, Clyde 1932-34, 45
 Sullivan, Billy 1942
 Sunkel, Tom 1944
 Surkamp, Eric 2015
 Sutcliffe, Rick 1976, 78-81
 Sutton, Don 1966-80, 88
 Sweeney, Mark 2007-08
 Swift, Bill 1941
 Syndergaard, Noah 2023

T

Taschner, Jack 2010
 Tamulis, Vito 1938-41
 Tapani, Kevin 1995
 Tatum, Tommy 1941, 47
 Taveras, Alex 1962-83
Taylor, Chris 2016-
 Taylor, Danny 1932-36
 Taylor, Harry 1946-48
 Taylor, Zack 1920-25, 35
 Teed, Dick 1953
 Templeton, Chuck 1955-56
 Tapesch, Nick 2016
 Tepsic, Joe 1946
 Terry, Adonis 1890-91
 Terrilliger, Wayne 1951
 Thames, Marcus 2011
 Thatcher, Grant 1903-04
 Theriot, Ryan 2010
 Thielman, Henry 1903
 Thomas, Derrel 1979-83
 Thomas, Fay 1932
 Thomas, Ian 2015
 Thomas, Ray 1938
 Thomasson, Gary 1979-80
 Thome, Jim 2009
 Thompson, Derek 2005
 Thompson, Don 1951, 53-54
 Thompson, Fresco 1931-32
 Thompson, Milt 1996

HISTORY AND RECORDS

Thompson, Tim	1954
Thompson, Trayce	2016-18, 22-23
Thormahlen, Hank	1925
Thurston, Joe	2002-04
Thurston, Sloppy	1930-33
Tierney, Cotton	1925
Tiffée, Terry	2008
Tischinski, Tom	1973
Todd, Al	1939
Toles, Andrew	2016-18
Tolleson, Shawn	2012-13
Tomko, Brett	2006-07
Tooley, Bert	1911-12
Torborg, Jeff	1964-70
Torreyes, Ronald	2015
Tracewski, Dick	1962-65
Trammell, Taylor	2024
Traxler, Brian	1990
Treadway, George	1894-95
Treadway, Jeff	1994-95
Treanor, Matt	2012
Treinen, Blake	2019-
Treemark, Nick	1934-36
Tremper, Overton	1927-28
Trévino, Alex	1986-87
Triunfel, Carlos	2014
Tricek, Rick	1993
Trombley, Mike	2001-02
Troscosco, Ramon	2008-11
Tsao, Chin-hui	2007, 2015-16
Tsutsugo, Yoshi	2021
Tucker, Tommy	1898
Tudor, John	1988-89
Turner, Justin	2014-22
Turner, Trea	2021-22
Tyson, Ty	1928

U

Uceta, Edwin	2021
Underwood, Fred	1894
Urias, Julio	2016-23
Uribe, Juan	2011-15
Utley, Chase	2015-18

V

Vail, Mike	1984
Valdes, Ismael	1994-2000
Valdes, Rene	1957
Valdez, Wilson	2007
Valentin, Jose	2005
Valentine, Bobby	1969, 71-72
Valenzuela, Fernando	1980-90
Valera, Breyvic	2018
Valle, Hector	1965
Valo, Elmer	1957-58
Van Buren, Deacon	1904
Vanasco, Ricky	2024
Vance, Dazzy	1922-32, 35
Vance, Sandy	1970-71
Van Cuyk, Chris	1950-52
Van Cuyk, Johnny	1947-49
Vande Berg, Ed	1986
Van Slyke, Scott	2012-17
Vargas, Claudio	2009
Vargas, Miguel	2022-24
Varland, Gus	2024
Vaughan, Arky	1942-43, 47-48
Vasquez, Andrew	2021
Velez, Eugenio	2011
Venable, Will	2016
Venafro, Mike	2004
Venditte, Pat	2018
Ventura, Robin	2003-04
Verdugo, Alex	2017-19
Versailles, Zolio	1968
Vesia, Alex	2021-
Vickers, Rube	1903
Victorino, Shane	2012
Vizcaino, Jose	1989-90, 98-2000
Vosmik, Joe	1940-41

W

Wachtel, Paul	1917
Wade, Ben	1952-54
Wade, Cory	2008-09
Wagner, Butts	1898
Walker, Dixie	1939-47
Walker, Mysterious	1913
Walker, Rube	1951-58
Wall, Joe	1902

Wall, Josh	2012-13
Wall, Stan	1974-77
Walls, Lee	1962-64
Wallach, Tim	1993-96
Walsh, Dave	1990
Walters, Zach	2016
Walton, Danny	1976
Waner, Lloyd	1944
Waner, Paul	1941, 1943-44
Ward, Chuck	1918-22
Ward, Daryle	2003
Ward, John Monte	1891-92
Ward, Preston	1948
Ward, Rube	1902
Warner, Jack	1929-31
Warren, Tommy	1944
Warwick, Carl	1961
Wassell, Jimmy	1940-41
Washington, Ron	1977
Watkins, George	1936
Watson, Tony	2017
Wayne, Gary	1994
Weaver, Eric	1998
Weaver, Jeff	2004-05, 2009-10
Webb, Hank	1977
Webber, Les	1942-46
Webster, Mitch	1991-95
Weiss, Gary	1980-81
Welch, Bob	1978-87
Wellman, Brad	1987
Wells, David	2007
Wells, John	1944
Wells, Terry	1990
Werhas, John	1964-65, 67
Werth, Jayson	2004-06
West, Matt	2015
West, Max	1928-29
Wetteland, John	1989-91
Weyhing, Gus	1900
Wheat, Mack	1915-19
Wheat, Zack	1909-26
Wheeler, Ed	1902
White, Barney	1945
White, Bill	1945
White, Devon	1999-2000
White, Larry	1983-84
White, Mitch	2020-22
White, Myron	1978
White, Tyler	2019
Whitfield, Terry	1984-86
Whitting, Jesse	1906-07
Whitman, Dick	1946-49
Whitted, Possum	1922
Wicker, Kemp	1941
Wieland, Joe	2015
Wilhelm, Hoyt	1971-72
Wilhelm, Kaiser	1908-10
Wilkins, Rick	1999
Willhite, Nick	1963-66
Williams, Dick	1951-54, 56
Williams, Eddie	1997
Williams, Jeff	1999-2002
Williams, Leon	1926
Williams, Luke	2023
Williams, Reggie D.	1985-87
Williams, Reggie B.	1995
Williams, Stan	1958-62
Williams, Todd	1995
Williams, Woody	1938
Wills, Maury	1959-66, 69-72
Wilson, Brian	2013-14
Wilson, Eddie	1936-37
Wilson, Hack	1932-34
Wilson, Robert	1958
Wilson, Steve	1991-93
Wilson, Tex	1924
Wilson, Tom	2004
Windhorn, Gordon	1961
Winford, Jim	1938
Winham, Lave	1902
Winsett, Tom	1936-38
Winston, Hank	1936
Withrow, Chris	2013-15
Witt, Whitey	1926
Wojeck, Pete	1954
Wolf, Randy	2007, 2009
Wolters, Tony	2022
Wood, Alex	2015-18, 2020
Woodson, Tracy	1987-89

Wong, Kolten	2023
Worrell, Todd	1993-97
Wright, Clarence	1901
Wright, Glenn	1929-33
Wright, Jamey	2012, 14
Wright, Ricky	1982-83
Wrigley, Zeke	1899
Wroebleksi, Justin	2024
Wunsch, Kelly	2005
Wurm, Frank	1944
Wyatt, Whit	1939-44
Wynn, Jimmy	1974-75
Wynns, Austin	2023

Y

Yale, Ad	1905
Yamamoto, Yoshinobu	2024
Yarbrough, Ryan	2023-24
Yarrison, Rube	1924
Yeager, Joe	1898-1900
Yeager, Steve	1972-85
Yingling, Earl	1912-13
Young, Eric	1992, 97-99
Young, Delwyn	2006-09
Young, Matt	1987
Young, Michael	2013

Z

Zachary, Chink	1944
Zachary, Tom	1934-36
Zachry, Pat	1983-84
Zahn, Geoff	1973-75
Zelle, Todd	1997-98
Zimmer, Don	1954-59, 63
Zimmerman, Bill	1915
Zimmerman, Eddie	1911

MANAGERS

Alston, Walter	1954-76
Barrie, Billy	1897-98
Carey, Max	1932-33
Dahlen, Bill	1910-13
Donovan, Patsy	1906-08
Dressen, Chuck	1951-53
Durocher, Leo	1939-46, 48
Ebbets, Charles	1898
Foutz, Dave	1893-96
Griffin, Mike	1898
Grimes, Burleigh	1937-38
Hanlon, Ned	1899-1905
Hoffman, Glenn	1998
Johnson, Davey	1999-00
Lasorda, Tommy	1977-96
Little, Grady	2006-2007
Lumley, Harry	1909
Mattingly, Don	2011-15
McGunnigle, Bill	1890
Roberts, Dave	2016-
Robinson, Wilbert	1914-31
Russell, Bill	1996-98
Shotton, Burt	1947-50
Stengel, Casey	1934-36
Sukeforth, Clyde	1947
Torre, Joe	2008-10
Tracy, Jim	2001-05
Ward, John "Monte"	1891-92

COACHES

Adams, Red	1969-80
Amalfitano, Joey	1983-98
Bard, Josh	2016-17, 2020-
Basgall, Monty	1973-86
Bates, Aaron	2019-
Becker, Joe	1958-64
Beringer, Carroll	1967-72
Blades, Ray	1947-48
Bowa, Larry	2008-10
Bragan, Bobby	1960
Brown, Brant	2018-22
Bundy, Lorenzo	2014-15
Bryant, Clay	1961
Castro, Juan	2016-17
Clark, Jack	2001-03
Colborn, Jim	2001-05
Corriden, Red	1941-46
Cresse, Mark	1974-98
Crim, Chuck	2013-15
Debus, Jon	2005
Dempsey, Rick	1999-00
Donnelly, Rich	2006-07

Down, Rick	1999-2000
Durocher, Charlie	1939-42, 43-56, 58-59
Duncan, Mariano	2006-10
Durocher, Leo	1961-64
Easler, Mike	2008
Ebel, Dino	2019-
Egan, Ben	1925
Ferguson, Joe	1988-94
Fitzsimmons, Freddie	1942
Geren, Bob	2016-
Gilliam, Jim	1965-78
Gimenez, Chris	2019
Gomez, Preston	1965-68, 77-79
Gregson, Glenn	1998
Haines, Jesse	1938
Hansen, Dave	2011-12
Hartsfield, Roy	1969-72
Hayworth, Ray	1945
Hendrick, George	2003
High, Andy	1937-38
Hillman, Trey	2011-13
Hines, Ben	1985-86, 1988-93
Hoffman, Glenn	1999-2005
Honeycutt, Rick	2006-2019
Hough, Charlie	1998-99
Howell, Ken	2008-14
Hyers, Tim	2016-17
Jauss, Dave	2006-07
Johnston, Jimmy	1931
Kelley, Joe	1926
Killefer, Bill	1939
Lasorda, Tommy	1973-76
Lavagetto, Cookie	1951-53
Lefebvre, Jim	1978-79
Lehmann, Danny	2018, 2020-
Lett, Jim	2001-05
Lombard, George	2016-2020
Lopes, Davey	2011-15
Lyons, Ted	1954
Mattingly, Don	2008-10
McCullough, Clayton	2021-24
McGinnity, Joe	1926
McGuinness, Connor	2020-
McGwire, Mark	2013-15
Miller, Otto	1926-36
Mota, Manny	1980-2013
Mulleavy, Greg	1958-60, 1962-64
Mueller, Bill	2007
Murray, Eddie	2006-07
Olson, Ivy	1924, 1930-31
Ortiz, Luis	2018
Osteen, Claude	1999-00
Ozark, Danny	1965-72, 1980-82
Pentland, Jeff	2008-11
Perranoski, Ron	1981-94
Phillips, Lefty	1965-68
Pitler, Jake	1947-57
Prior, Mark	2018-
Reese, Pee Wee	1959
Reiser, Pete	1960-64
Riggelman, Jim	2001-04
Roenicke, Ron	1992-93
Russell, Bill	1987-91, 1994-96
Ruth, Babe	1938
Schaefer, Bob	2008-10
Sciocasia, Mike	1997-98
Shelby, John	1998-05
Smith, Reggie	1994-98
Stengel, Casey	1932-33, 1949-50
Sukeforth, Clyde	1949-50
Taylor, Zack	1935
Tincup, Ben	1940
Tracy, Jim	1999-2000
Van Scoyoc, Robert	2019-
Valentin, John	2013-15
Walker, Dixie	1970-74
Walker, Rube	1958
Wallace, Dave	1995-97
Wallach, Tim	2004-05, 2011-15
Ward, Turner	2016-18
Warthen, Dan	2006-07
Woodward, Chris	2016-18, 25

Uniform Numbers In Dodger History

Since 1932, hundreds of players and coaches have put on a Dodger uniform, wearing every single number from 1 to 77 as well as 0, 00, 97 and 99. On April 15, from 2007-19 the Dodgers all wore No. 42 to celebrate the 60th-72nd anniversaries of Jackie Robinson breaking the color barrier. Pitcher Joe Beime's No. 97 was the highest number ever worn by a player during a regular-season game until Manny Ramirez donned No. 99 in 2008. In 2014, Brian Wilson became the first Dodger to wear 00. Pee Wee Reese's No. 1 was officially retired on July 4, 1984, one of nine numbers that have been retired. Below is a list of the different numbers worn by Dodgers since 1932 and the years in which they were worn.

00
Brian Wilson 2013-14

0
Al Oliver 1985
Danny Lehmann 2018-
Jack Flaherty 2024

1
Johnny Frederick 1932-34
Buzz Boyle 1935
Freddie Lindstrom 1936
Woody English 1937-38
Packy Rogers 1938
Gene Moore 1939
Charlie Gilbert 1940

Pee Wee Reese ... 1940-42, 46-52
Paul Waner 1943-44
Mike Sandlock 1945
Billy Grabarkewitz 1969-72
Rick Auerbach 1974-76
Derrel Thomas 1979
Gary Weiss 1980-81

2
Mickey Finn 1932
Joe Judge 1933
Jim Bucher 1934-37
Leo Durocher 1938-46, 48, 61-64
Bobby Morgan 1950, 52-53
Randy Jackson 1956-58
Don Demeter 1958-60
Dick Schofield 1966-67
Tommy Dean 1967
Bart Shirley 1966
Zoilo Versalles 1968
Bobby Valentine 1969, 71-72

Tommy Lasorda 1977-96

3
Joe Stripp 1932-37
Pete Coscarart 1938-41
Alex Kaskapouris 1942-43
Stan Rojek 1942, 46-47
Red Barkley 1943
Eddie Basinski 1944
Gene Mauch 1944
Fats Dantonio 1945
Babe Herman 1945
Billy Cox 1948-54
Chico Fernandez 1956
Elmer Valo 1957-58
Willie Davis 1961-73
Glenn Burke 1976-78
Rudy Law 1978, 80
Steve Sax 1983-88
Jeff Hamilton 1989-91
Jody Reed 1993
Eddie Pye 1995
Chad Fonville 1995-97
Alex Cora 1998-2001
Cesar Izturis 2002-2006
Julio Lugo 2006
Brady Clark 2007
Bill Mueller 2007
Delwyn Young 2008
Xavier Paul 2009, 2011
Ronnie Belliard 2009-10
Juan Castro 2011
Eugenio Velez 2011
Adam Kennedy 2012
Skip Schumaker 2013

Carl Crawford 2014-16
Chris Taylor 2016-

4
Hack Wilson 1932-34
Frenchy Bordagaray 1935-36
Tony Malinosky 1937
Dolph Camilli 1938-43
Gil Hodges 1943
Gil English 1944
Babe Herman 1945
Mike Sandlock 1946
Duke Snider 1947-62
Tom Hutton 1966, 69
Kevin Pasley 1974, 76-77

5
Tony Cuccinello 1932-35
Johnny Cooney 1935
Ben Geraghty 1936
Jack Radtke 1936
Cookie Lavagetto 1937-41, 46-48
Arky Vaughan 1942-43
Clancy Smyres 1944
Ben Chapman 1944-45
Johnny Peacock 1945
Carl Furillo 1946
Tommy Brown 1948-51
Sandy Amoros 1952
Wayne Belardi 1953-54
Charlie Kress 1954
Norm Larker 1958-61
Dick Nen 1963
Jim Lefebvre 1965-72
Ken McMullen 1973-75
Johnny Oates 1977-79
Mike Marshall 1981-89
Stan Javier 1990-92
Dave Hansen 1993-96
Chip Hale 1997
José Vézicano 1998-99
Gary Sheffield 1998
Davey Johnson 2000
Jim Riggleman 2001-02
Tyler Houston 2002
Jason Romano 2003
Hee-Seop Choi 2004-05
Nomar Garciaparra 2006-08
Mark Loretta 2009
Reed Johnson 2010
Juan Uribe 2011-15
Alberto Callaspo 2015
Corey Seager 2015-2021
Freeman, Freddie 2022-

6
Lefty O'Doul 1932-33
Sam Leslie 1933-35
Buddy Hassett 1936-37
Johnny Hudson 1938-40
Tony Giuliani 1941
Joe Medwick 1940, 42
Carden Gillenwater 1943
Hal Peck 1943
Charlie Dressen 1943
John Bolling 1944
Bill Hart 1944-45
Carl Furillo 1946-60
Ron Fairly 1960-69
Steve Garvey 1969-82
Jolbert Cabrera 2003
Brent Mayne 2004
Jason Grabowski 2005

Kenny Lofton 2006
Tony Abreu 2007
Joe Torre 2008-10
Aaron Miles 2011
Jerry Hairston Jr. 2012-13
Darwin Barney 2015
Charlie Culberson 2016
Curtis Granderson 2017
Danny Lehmann 2018
Brian Dozier 2018
Robert Van Scoyoc 2019
Trea Turner 2021-22
David Peralta 2023
Taylor Trammell 2024
Cavan Biggio 2024

7
Glen Wright 1932-33
Johnny McCarthy 1934
George Earnshaw 1935-36
Johnny Hudson 1936-37
Lindsay Brown 1937
Packy Rogers 1938
Ray Thomas 1938
Charlie Dressen 1939-46, 51-53, 1958
Joe Medwick 1943
Pete Reiser 1947-48
Mike McCormick 1949
Don Demeter 1961
Daryl Spencer 1961
Lee Walls 1962-64
Dick Stuart 1966
Tommy Dean 1967
Bob Bailey 1968
Roy Hartsfield 1969-72
Steve Yeager 1973-85
Tracy Woodson 1987
Alfredo Griffin 1989-91
Billy Ashley 1992-95
Greg Gagne 1996-97
Paul Konerko 1998
Tripp Cramer 1998-99
José Vézicano 2000
Jeff Branson 2000-01
Mike Kinkade 2002-03
Tom Wilson 2004
J.D. Drew 2005-06
James Loney 2007-12
Nick Punto 2012-13
Alex Guerrero 2014-15
Julio Urias 2016-23

8
Gordon Slade 1932
Jake Flowers 1933
Lonny Frey 1934-36
Paul Chervinko 1937-38
Sid Gautreaux 1937
Gilly Campbell 1938
Art Parks 1939
Joe Vosmik 1940-41
Jimmy Wasdell 1941
Bobo Newsom 1942-43
Howie Schultz 1943-47
Ed Stevens 1945
Hal Gregg 1947
Don Lund 1948
George Shuba 1948-50, 52-55
Dale Mitchell 1956
Rocky Nelson 1956
Johnny Roseboro 1957-67
Ron Fairly 1959
Danny Ozark 1968

Bob Stinson 1969-70
Duke Sims 1971
Dick Dietz 1972
Jerry Royster 1973-75
Reggie Smith 1977-81
Mark Belanger 1982
Gary Carter 1991
Joey Amalfitano 1983-98
Mark Grudzielanek 1999-2002
Ron Coomer 2003
Olmedo Saenz 2004-07
Shane Victorino 2012
Don Mattingly 2008-15
Bob Geren 2016-18
Manny Machado 2018
Bob Geren 2019
Zach McKinstry 2020-22
Enrique Hernández 2023-

9
Danny Taylor 1932-36
Tom Winsett 1936
Babe Phelps 1937-41
Billy Sullivan 1942
Bill Hart 1943
Lloyd Waner 1944
Tommy Brown 1944-45
Bill White 1945
Jack Graham 1946
Arky Vaughan 1947-48
Bob Ramazotti 1949
Rocky Bridges 1951-52
Dixie Howell 1953
Gino Cimoli 1956-58
Wally Moon 1959-65
Al Ferrara 1966-68
Andy Kosco 1969-70
Terry McDermott 1972
Ellie Rodriguez 1976
Reggie Smith 1976, 94-98
Jerry Grote 1977-78, 81
Gary Thomasson 1979-80
Don Crow 1982
Greg Brock 1984-86
Mickey Hatcher 1987-90
Todd Hundley 1999-2000, 03-04
Marquis Grissom 2001-02
Jason Phillips 2005
Grady Little 2006
Juan Pierre 2007-09
Garret Anderson 2010
Russ Mitchell 2010
Hector Gimenez 2011
Dee Gordon 2011-14
Yasmani Grandal 2015-18
Kristopher Negrón 2019
Gavin Lux 2020-24

10
Al Lopez 1932-35
Ray Berres 1936
Freddie Fitzsimmons 1937
Randy Moore 1937
Bert Haas 1937-38
Roy Spencer 1938
Carl Doyle 1939
Ray Hayworth 1938-39
Gus Mancuso 1940
Mickey Owen 1941-45
Ernie Rudolph 1945
Bruce Edwards 1946-51
Earl Naylor 1946
Lew Riggs 1946

Rube Walker	1951-58
Bobby Bragan	1960
Clay Bryant	1961
Jeff Turborg	1964-70
Ron Cey	1971-82
Dave Anderson	1983-89, 92
Juan Samuel	1990-92
Chris Gwynn	1994-95
Chad Curtis	1996
Ken Kuchaby	1996-97
Otis Nixon	1997
José Vizciano	1998
Gary Sheffield	1998-2001
Hideo Nomo	2002-04
Jose Valentin	2005
Danys Baez	2006
Wilson Betemit	2006-07
Andy LaRoche	2007
Larry Bowa	2008-10
Tony Gwynn Jr.	2011-12
Michael Young	2013
Justin Turner	2014-22

11

Clyde Sukeforth	1932-34
Lonny Frey	1933
Nick Tremark	1934-36
George Watkins	1936
Fred Frankhouse	1937-38
Tony Lazzeri	1939
Dixie Walker	1939-47
Jack Banta	1947-50
Carl Erskine	1950
Dick Gray	1958-59
Bob Lillis	1960-61
Larry Burright	1962
Ken McMullen	1963-64
Bart Shirley	1964, 66, 68
John Kennedy	1965-66
Tommy Dean	1967
Manny Mota	1969-2013
Erisbel Arruebarrena	2014
Jimmy Rollins	2015
Micah Johnson	2016
Josh Reddick	2016
Logan Forsythe	2017-18
A.J. Pollock	2019-22
Kevin Pillar	2022
Miguel Rojas	2023-

12

Val Picinich	1932-33
Jimmy Jordan	1934-36
Luke Hamlin	1937-41
Bob Chipman	1941-1942, 44
Babe Dahlgren	1942
Rex Barney	1943
Rube Melton	1943
Eddie Stanky	1944-47
Erv Palica	1948-51, 54
Ralph Branca	1952
Frank Kellert	1955
Babe Birrer	1958
Tommy Davis	1960-66
Bob Bailey	1967
Jim Fahey	1968
Von Joshua	1969-70
Dusty Baker	1976-83
Jay Johnstone	1985
Bill Madlock	1985-87
Danny Heep	1987-88
Willie Randolph	1989-90
Luis Lopez	1990
Gary Carter	1991
Dave Anderson	1992
Jeff Treadway	1994-95
Brett Butler	1995
Karim Garcia	1995-97
Jim Eisenreich	1998
Mike Devereaux	1998

Jim Tracy	2001-04
Steve Finley	2004
Jeff Kent	2005-08
Brad Ausmus	2009-10
Davey Lopes	2011
Justin Sellers	2011-12
Bobby Abreu	2012
Mark McGwire	2013
John Valentin	2014
Juan Nicasio	2015
Turner Ward	2016-18
Dino Ebel	2019
Joey Gallo	2022
Jake Marisnick	2023
Nick Ahmed	2024

13

Burleigh Grimes	1938
Kirby Higbe	1941-43, 46-47
Ralph Branca	1944-45, 47-51, 53
Tommy Warren	1944
John Douglas	1945
Joe Ferguson	1970-76, 78-81, 88-94
Antonio Osuna	1995-00
Jim Leyritz	2000
Alex Cora	2002-04
Oscar Robles	2005-06
Wilson Valdez	2007
Terry Tiffee	2008
Angel Berroa	2008
Orlando Hudson	2009
Ryan Theriot	2010
Ivan DeJesus Jr.	2011-12
Hanley Ramirez	2012-14
Juan Castro	2016-17
Max Muncy	2018-

14

Bud Clancy	1932
George Kelly	1932
Del Bissonette	1933
Joe Hutcheson	1933
Wally Millies	1934
Frank Lamanske	1935
Frank Skaff	1935
Ox Eckhardt	1936
Roy Spencer	1937
Freddie Fitzsimmons	1938-43
Chris Haughey	1943
Rube Melton	1944
Lee Pfund	1945
Ferrell Anderson	1946
Dick Whitman	1947
Gil Hodges	1947-61
Ken McMullen	1962
Bill Skowron	1963
John Werhas	1964-65, 67
Len Gabrielson	1967-70
Von Joshua	1970-71, 73-74, 79
Tom Haller	1971
Chris Cannizzaro	1972-73
Ivan DeJesus	1974-76
Mike Scioscia	1980-92, 97-98
Delino DeShields	1994-96
F.P. Santangelo	2000
Jeff Reboulet	2001-02
Larry Barnes	2003
Jim Lett	2004-05
Bill Mueller	2006
Mike Lieberthal	2007
Pablo Ozuna	2008
Juan Castro	2009
Jamey Carroll	2010-11
Mark Ellis	2012-13
Dan Haren	2014
Enrique Hernández	2015-20

15

Dazzy Vance	1932
Ownie Carroll	1933-34
Tom Baker	1935

Bob Logan	1935
Johnny Cooney	1936
Max Butcher	1937
Waite Hoyt	1938
Vito Tamulis	1938-41
Tom Drake	1941
Kirby Higby	1941
Bobby Bragan	1943-44
Stan Andrews	1944-45
Lew Riggs	1946
Dick Whitman	1946
Clyde Sukeforth	1949-50
Johnny Rutherford	1952
Sandy Amoros	1954-57
Irv Noren	1960
Ed Rakow	1960
Tim Harkness	1961-62
Bob Miller	1963-67
Tom Haller	1968-70
Richie Allen	1971
Davey Lopes	1972-81, 2011
Gil Reyes	1983-85, 87-88
Chris Gwynn	1987-91
Dave Hansen	1992
Tom Prince	1994-98
Davey Johnson	1999
Shawn Green	2000-04
Scott Erickson	2005
Rafael Furcal	2006-11
Austin Barnes	2016-

16

Van Lingle Mungo	1932-41
Billy Herman	1941-43, 46
Pat Ankenman	1944
Barney Koch	1944
Eddie Miksis	1944
Art Herring	1944-46
Joe Medwick	1946
Ray Blades	1947
Clyde King	1947-48
Morrie Martin	1949
Earl Mossor	1951
Ken Lehman	1952, 56-57
Danny McDevitt	1957-60
Ron Perranoski	1961-67
Rocky Colavito	1968
Bill Sudakis	1969-71
Rick Monday	1977-84
Ron Perranoski	1985-94
Hideo Nomo	1995-98
Mark Grudzielanek	1998
Paul Lo Duca	1999-04
Steve Finley	2004
Jim Tracy	2004-05
Andre Ethier	2006-17
Bob Geren	2018
Will Smith	2019-

17

Watty Clark	1932-33, 35-37
Buzz Boyle	1933-34
Max Butcher	1938
Jimmy Ripple	1939
Whitlow Wyatt	1939-44
Tom Seats	1945
Don Lund	1947
Tommy Tatum	1947
Bob Ramazzotti	1948
Carl Erskine	1948-49, 50-59
Phil Ortega	1960-64
Hector Valle	1965
Jim Barbieri	1966
Nate Oliver	1967
Hank Aguirre	1968
Jim Bunning	1969
Camilo Pascual	1970
Tom Paciorek	1971-75
Joe Simpson	1975-78
Greg Brock	1983
Rafael Landestoy	1983-84
Len Matuszek	1985-87
Rick Dempsey	1989-90

Bob Ojeda	1991-92
Roger McDowell	1993-94
José Parra	1995
Felix Rodriguez	1995-96
Dave Wallace	1995-97
Juan Castro	1998-99
Gerónimo Berroa	2000
Jim Lett	2001
Kazuhisa Ishii	2002-04
Mitch Jones	2009
Jason Repko	2005-09
A.J. Ellis	2010-16
Micah Johnson	2016
Brandon Morrow	2017
Kyle Farmer	2018
Joe Kelly	2019-21, 23
Hanser Alberto	2022
Joe Kelly	2023
Shohei Ohtani	2024

18

Fred Heimach	1930-33
Bert Delmas	1933
Len Koenecke	1934-35
Dick Siebert	1936
Harry Eisenstat	1936-37
Tot Pressnell	1938-40
Steve Rachunok	1940
Lew Riggs	1941-42
Johnny Cooney	1943-44
Clyde King	1944
Vic Lombardi	1945-47
Dick Whitman	1948-49
Wayne Belardi	1950-51
Jim Hughes	1952-56
Solly Drake	1959
Sandy Amoros	1960
Charley Smith	1960-61
Carroll Beringer	1962-64
Preston Gomez	1965-68
Bill Russell	1969-91, 94-98
Jim Leyritz	2000
Tim Bogar	2001
Jim Lett	2002-03
José Hernandez	2004
Paul Bako	2005
Ramon E. Martinez	2006-07
Hiroki Kuroda	2008-11
Matt Treanor	2012
Tim Federowicz	2013
Chone Figgins	2014
Roger Bernadina	2014
Jose Peraza	2015
Kenta Maeda	2016-19
Lamb, Jake	2022
Tony Wolters	2022
Shelby Miller	2023
Yoshinobu Yamamoto	2024

19

Ray Phelps	1930-32
Chick Outen	1933
Babe Phelps	1935-36
Ralph Birkfer	1937
Jim Lindsey	1937
Ira Hutchinson	1939
Herman Franks	1940-41
Cliff Dapper	1942
George Washburn	1943
Charlie Fuchs	1944
Ed Head	1944
Morrie Aderholt	1945
Joe Hatten	1946-51
Joe Landrum	1950, 52
Johnny Schmitz	1951-52

Jim Gilliam	1953-78
--------------------	----------------

20

Sloppy Thurston	1932-33
Glenn Chapman	1934
Harry Eisenstat	1935
Zack Taylor	1935-36
Tom Baker	1937

Ernie Koy	1938-40
Wes Flowers	1940
Larry French	1941-42
Kemp Wicker	1941
Al Glosso	1943
Tommy Warren	1944
Ralph Branca	1946-47
Phil Haugstad	1947-48, 1951
Elmer Sexauer	1948
Rip Repulsis	1959-60
Dick Farrell	1961
Willard Hunter	1962
Daryl Spencer	1962
Dick Scott	1963
Al Ferrara	1963, 65
Don Sutton	1966-80, 88
Candy Maldonado	1982-85
Ed Amelung	1984, 1986
Larry See	1986
Mike Davis	1989
Brian Traxler	1990
Darren Holmes	1990
Mitch Webster	1991-95
Mike Blowers	1996
Darren Lewis	1997

21

Joe Shaute	1932-33
Phil Page	1934
Buster Mills	1935
Dazzy Vance	1935
Sid Gautreaux	1936
Bill Posedel	1938
Al Todd	1939
Wes Ferrell	1940
Lou Fette	1940
Lee Grissom	1940-41
Newt Kimball	1941-43
Luis Olmo	1943-45
Art Herring	1946
Spider Jorgensen	1947-50
Clyde King	1947
Tim Thompson	1954
Rocky Nelson	1956
Bill Harris	1957, 59
Ed Rakow	1960
Andy Carey	1962
Nate Smith	1962
Jim Brewer	1964-75
Ed Goodson	1976-77
Jay Johnstone	1980-82, 85
Ricky Wright	1982-83
Tony Brewer	1984
Bob Bailor	1984-85
Tito Landrum	1987
Reggie Williams	1987
Tracy Woodson	1988-89
Hubie Brooks	1990
Greg Smith	1991
Eric Young	1992, 98-99
Rafael Bournigal	1992-95
Roberto Kelly	1995
Billy Ashley	1996-97
Greg Gagne	1997
Henry Blanco	1998
Chad Kreuter	2000-02
Jeromy Burnitz	2003
Milton Bradley	2004-05
Ricky Ledee	2006
Marlon Anderson	2006-07
Esteban Loaiza	2008
Mark Sweeney	2007-08
Randy Wolf	2009
Tommy Abreu	2009
Jon Garland	2009, 2011
Nick Green	2010
Scott Podsednik	2010
Juan Rivera	2012
Zack Greinke	2013-15
Trayce Thompson	2016-17
Yu Darvish	2017
Walker Buehler	2018-

22

Jack Quinn	1932
Rosy Ryan	1933
Ray Berres	1934
Curly Onis	1935
Vince Sherlock	1935
Tom Baker	1936
Roy Henshaw	1937
Buddy Hassett	1938
Lindsey Deal	1939
Red Evans	1939
Ben Tincup	1940
Johnny Allen	1941-43
Bob Chipman	1943
Gene Hermanski	1943, 46-51
Bill Lohrmann	1943-44
Ray Hathaway	1945
Andy Pafko	1951
Billy Herman	1952-57
Johnny Podres	1958-66
Danny Ozark	1967
Jim Grant	1968
Paul Popovich	1969
Bill Buckner	1971-76
Jeff Leonard	1977
Mark Bradley	1981-82
Dave Sax	1983
Franklin Stubbs	1984-89
Don Aase	1990
Brett Butler	1991-97
Chad Fonville	1995
Dick Schofield	1995
Thomas Howard	1998
Devon White	1999-00
Jack Clark	2001-03
George Hendrick	2003
Edwin Jackson	2004
Jose Cruz Jr.	2005-06
Toby Hall	2006
Grady Little	2007
Mark Sweeney	2008
Clayton Kershaw	2008-

23

Charlie Perkins	1934
Johnny McCarthy	1935
George Jeffcoat	1936-37
Wayne LeMaster	1938
Chris Hartje	1939
Ed Head	1940, 42-43, 46
Cy Baker	1945
Dan Bankhead	1947
George Dockins	1947
Johnny Hall	1948
Pat McGlothin	1949-50
Clyde King	1951-52
Erv Palica	1953
Don Zimmer	1954-59, 63
Ed Palmquist	1960-61
Gordie Windhorn	1961
Marv Breeding	1963
Claude Osteen	1965-73
Jim Wynn	1974-75
Teddy Martinez	1977-79
Dave Sax	1982
Steve Sax	1982
R.J. Reynolds	1983-85
Enos Cabell	1985-86
Tim Leary	1987
Kirk Gibson	1988-90
Eric Karros	1991-02
Robin Ventura	2003-04
Derek Lowe	2005-08
Casey Blake	2009-11
Adrián González	2012-17
Mark Prior	2018-19
Steven Souza Jr.	2021
Jason Heyward	2023-24

24

Cy Moore	1932
Art Jones	1932

Jimmy Jordan	1933
Watty Clark	1934
Bobby Reis	1935
Randy Moore	1936
Jake Daniel	1937
Buck Marrow	1937-38
John Chambers	1938
Lee Rogers	1938
Bill Crouch	1939
Al Hollingsworth	1939
Joe Gallagher	1940
Tommy Tatum	1941
Paul Waner	1941
Augie Galan	1941-46
Bobby Bragan	1947-48
Hank Edwards	1951
Walter Alston	1954-76

25

Max Rosenfeld	1932
Les Munns	1934-35
Ed Brandt	1936
Johnny Cooney	1937
Kiki Cuyler	1938
Hugh Casey	1939-42
Wes Flowers	1944
Don Lund	1945
Otho Nitcholas	1945
Hugh Casey	1946-48
Chris Van Cuyk	1950-52
Bob Milliken	1953-54
Frank Howard	1958-64
Wes Covington	1966
Jim Campanis	1967-68
Joe Moeller	1969-71
Tommy John	1972-78
Ted Power	1981-82
German Rivera	1983-84
Mariano Duncan	1985-89
Darren Fletcher	1989-90
Dennis Cook	1990-91
Mike Piazza	1992
Tim Lincecum	1993, 2004
Mike Busch	1995-97
Juan Castro	1997
Bobby Bonilla	1998
Dave Hansen	1999-2002, 2011-12
Jim Riggleman	2003
Rickey Henderson	2003
Mike Edwards	2005
Sandy Alomar, Jr.	2006
Mariano Duncan	2006-07
Esteban Loaiza	2007
Andrew Jones	2008
Jim Thome	2009
Mariano Duncan	2009-10
Carl Crawford	2013
Mark McGwire	2014-15
Will Venable	2016
Rob Segedin	2016-18
David Freese	2018-19
Keibert Ruiz	2020-21
Neftali Feliz	2021
Shane Greene	2022
Trayce Thompson	2022-23
Kolten Wong	2023
Tommy Edman	2024

26

Johnny Babich	1934-35
Ray Lucas	1934
Fred Frankhouse	1936
Heinie Manush	1937-38
Merv Shea	1938
Bill Crouch	1939
Lyn Lary	1939
Curt Davis	1940-46
Carl Doyle	1940
Rex Barney	1946-50
Fred Kipp	1957-59
Willie Davis	1960
Derrell Griffith	1963-66

Gene Michael	1967
Paul Popovich	1968
Red Adams	1969-80
Alejandro Peña	1981-89
Pat Perry	1990
Henry Rodriguez	1992-93
Carlos Hernandez	1994-96
Eric Young	1997
Eddie Williams	1997
Charles Johnson	1998
Rick Dempsey	1999-00
Brian Johnson	2001
Hiram Bocachica	2002
Wilkin Ruan	2002-03
Antonio Perez	2004-05
Jae Seo	2006
Toby Hall	2006
Einar Diaz	2006
Luis Gonzalez	2007
Gary Bennett	2008
Doug Mientkiewicz	2009
Octavio Dotel	2010
Tim Wallach	2011-13
Alex Castellanos	2013
Tim Federowicz	2014
Sergio Santos	2015
Chase Utley	2015-18
Jedd Gyorko	2019
Gonsolin, Tony	2021-

27

Dutch Leonard	1933-36
Ben Cantwell	1937
Eddie Morgan	1937
Goody Rosen	1938-39
Tony Giliardi	1940
Pete Reiser	1941-42, 1946, 60-64
Dee Moore	1943
Fritz Ostermueller	1943-44
Claude Crocker	1944-45
Eddie Basinski	1945
Ray Blades	1947-48
Milt Stock	1949-50
Cookie Lavagetto	1951-53
Tommy Lasorda	1954-55
Pete Wojey	1954
Bob Borkowski	1955
Don Demeter	1956, 1958
Jim Gentile	1958
Phil Regan	1966-68
Willie Crawford	1969-75
Elias Sosa	1976-77
Joe Beckwith	1979-83
Carlos Diaz	1984-86
Mike Sharperson	1987-93
Jerry Brooks	1993
Roger Cedeño	1995-96
Todd Zeile	1997-98
Manuel Barrios	1998
Kevin Brown	1999-2003
Jose Lima	2004
D.J. Houlton	2005
James Loney	2006
Matt Kemp	2006-14, 2018
Justin Ruggiano	2015
George Lombard	2016-17
Alex Verdugo	2019
Terrance Gore	2020
Trevor Bauer	2021-22
Amed Rosario	2024

28

Ray Benge	1933-35
Eddie Wilson	1937
Bert Haas	1938
Merv Shea	1938
Fred Sington	1939
Tex Carleton	1940
Mace Brown	1941
Max Macon	1942-43
Hal Gregg	1943-47
Preacher Roe	1948-54
Ralph Branca	1956
Chuck Templeton	1956

Bob Aspromonte . . . 1956, 60-61
 Nick Willhite . . . 1963
 Mike G. Marshall . . . 1974-76
 Wes Parker . . . 1964-72
 Pedro Guerrero . . . 1980-88
 Dave Hansen . . . 1989
 Lenny Harris . . . 1989
 Kal Daniels . . . 1989-92
 Rafael Bournigal . . . 1992-95
 Cory Snyder . . . 1993-94
 Todd Hollandsworth . . . 1995-2000
 Tom Goodwin . . . 2000-01
 Jim Riggelman . . . 2002
 Tyler Houston . . . 2002
 Fred McGriff . . . 2003
 Jayson Werth . . . 2004-06
 Andy LaRoche . . . 2007
 Shea Hillenbrand . . . 2007
 Andy LaRoche . . . 2008
 Danny Ardoin . . . 2008
 Eric Milton . . . 2009
 Rod Barajas . . . 2010-11
 Jamey Wright . . . 2012, 2014
 Justin Sellers . . . 2013
 Chris Heisey . . . 2015
 Bud Norris . . . 2016
 Franklin Gutierrez . . . 2017
 Luis Ortiz . . . 2018
 Tyler White . . . 2019
 Yoshi Tsutsugo . . . 2021
 Shane Greene . . . 2021
 Andrew Heaney . . . 2022
 J.D. Martinez . . . 2023
 Bobby Miller . . . 2024

29

Art Herring . . . 1934
 Harvey Green . . . 1935
 Tom Winsett . . . 1937-38
 Mel Almada . . . 1939
 Jimmy Wasdell . . . 1940-41
 Ed Albosta . . . 1941
 Clyde King . . . 1945
 Hank Behrman . . . 1946-48
 Carl Furillo . . . 1946
 Gene Mauch . . . 1948
 Don Thompson . . . 1951, 53-54
 Tommy Holmes . . . 1952
 Tommy Lasorda . . . 1954
 Pete Wojey . . . 1955
 Ralph Mauriello . . . 1958
 Stan Williams . . . 1958-62
 Jim Baxes . . . 1959
 Chuck Essegian . . . 1959-60
 Nate Oliver . . . 1963-66
 John Duffie . . . 1967
 Jack Jenkins . . . 1969
 Jose Peña . . . 1970-72
 Greg Heydeman . . . 1973
 Mike Garman . . . 1977-78
 Gerald Hannahs . . . 1978-79
 Don Stanhouse . . . 1980
 Ron Perranoski . . . 1981-84
 Alex Trevino . . . 1986-87
 Ricky Horton . . . 1988-89
 Lenny Harris . . . 1989-93
 Tim Wallach . . . 1994-96
 Milt Thompson . . . 1996
 Eric Anthony . . . 1997
 Matt Luke . . . 1998
 Adrian Beltre . . . 1998-2004
 Tim Wallach . . . 2005
 Mariano Duncan . . . 2006
 James Loney . . . 2006
 Jason Schmidt . . . 2007-09
 Ted Lilly . . . 2010-13
 Tim Wallach . . . 2013-15
 Scott Kazmir . . . 2016-17
 George Lombard . . . 2018-19
 Andy Burns . . . 2021
 Billy McKinney . . . 2021
 Dylan Covey . . . 2023
 Austin Wynns . . . 2023
 Michael Grove . . . 2024

30

Boom Boom Beck . . . 1933-34
 Bob Barr . . . 1935
 Max Butcher . . . 1936
 Gib Brack . . . 1937-38
 Tuck Stainback . . . 1938-39
 Roy Cullenbine . . . 1940
 Red Corriden . . . 1941-46
 Al Gionfriddo . . . 1947
 Dwain Sloat . . . 1948
 Billy Loes . . . 1952-56
 Bob Lillis . . . 1958-59
 Maury Wills . . . 1959-66, 69-72
 Cleo James . . . 1968
 Derrel Thomas . . . 1980-83
 John Tudor . . . 1988-89
 Jose Offerman . . . 1990-95
 Wilton Guerrero . . . 1996-98
 Mark Grudzielanek . . . 1998
 Craig Counsell . . . 1999
 Brent Cookson . . . 1999
 Gregg Olson . . . 2000-01
 James Baldwin . . . 2001
 Dave Roberts . . . 2002-04
 Brad Penny . . . 2004
 John Shelby . . . 2005
 Dioner Navarro . . . 2006, 2011
 Mark Hendrickson . . . 2006-07
 Casey Blake . . . 2008
 Jamie Hoffmann . . . 2009
 Xavier Paul . . . 2010
 Jerry Sands . . . 2012
 Edinson Volquez . . . 2013
 Miguel Olivo . . . 2014
 Darwin Barney . . . 2014
 Scott Baker . . . 2015
 Scott Schebler . . . 2015
 Dave Roberts . . . 2016-

31

Casey Stengel . . . 1932-36, 49-50
 Eddie Wilson . . . 1936
 Andy High . . . 1937-38
 Bill Killefer . . . 1939
 Gene Moore . . . 1940
 Alex Kampouris . . . 1941
 Les Webber . . . 1942-45
 Eddie Basinski . . . 1945
 Dick Whitman . . . 1946
 Jake Pitler . . . 1947-57
 Greg Mulleavy . . . 1958-60, 62-64
 Don LeJohn . . . 1965
 Jim Campanis . . . 1966
 Ted Savage . . . 1968
 Bill Sudakis . . . 1968
 Al McBean . . . 1969-70
 Gary Moore . . . 1970
 Hoyt Wilhelm . . . 1971-72
 Doug Rau . . . 1972-79
 Jorge Orta . . . 1982
 Jack Fimple . . . 1983-84, 1986
 Ed Vande Berg . . . 1986
 Jim Poole . . . 1990
 John Shelby . . . 1987-90, 98-04
 Jim Neidlinger . . . 1990
 Roger McDowell . . . 1991-92
 Mike Piazza . . . 1993-98
 Brad Penny . . . 2005-08
 James McDonald . . . 2009-10
 Jay Gibbons . . . 2010-11
 Tim Federowicz . . . 2011
 Brandon League . . . 2012-13
 Drew Butera . . . 2013-14
 Joc Pederson . . . 2015-20
 Max Scherzer . . . 2021
 Tyler Anderson . . . 2022
 Amed Rosario . . . 2023
 Tyler Glasnow . . . 2024

32

Otto Miller . . . 1932-36
 Jesse Haines . . . 1938
 Art Parks . . . 1939

Boots Poffenberger . . . 1939
 Lee Grissom . . . 1940
 Jimmy Ripple . . . 1940
 Lee Grissom . . . 1941
 Johnny Rizzo . . . 1942
 Ray Hayworth . . . 1944-45
 Rube Melton . . . 1943
 Babe Herman . . . 1945
 Les Webber . . . 1945-46
 Joe Tepsic . . . 1946
 Willie Ramsdell . . . 1948
 Cal Abrams . . . 1949-52
 Rocky Nelson . . . 1952
 Bill Antonello . . . 1953-55
Sandy Koufax . . . 1955-66

33

Max Carey . . . 1932-33
 Burleigh Grimes . . . 1937
 Ernie Koy . . . 1938
 Newt Kimball . . . 1940
 Don Ross . . . 1940
 Mace Brown . . . 1941
 Chet Kehn . . . 1942
 Pat Ankenman . . . 1943
 Frenchy Bordagaray . . . 1944-45
 Don Padgett . . . 1946
 Tommy Brown . . . 1947
 Roy Campanella . . . 1948
 Willie Ramsdell . . . 1950
 Jim Romano . . . 1951
 Ted Lyons . . . 1954
 Joe Becker . . . 1958-64
 Steve Bilko . . . 1958
 Danny Ozark . . . 1965-66, 69-71, 80-82
 Ron Hunt . . . 1967
 Vic Davalillo . . . 1977-80
 Sid Bream . . . 1983-85
 Jeff Hamilton . . . 1986-1988
 Eddie Murray . . . 1989-91, 97, 2006
 Eric Davis . . . 1992-93
 Garey Ingram . . . 1994-95
 Glenn Gregson . . . 1998
 Carlos Perez . . . 1998-00
 Hiram Bocachica . . . 2001
 Brian Jordan . . . 2002-03
 Jason Grabowski . . . 2004
 Ricky Ledee . . . 2005-06
 David Wells . . . 2007
 Blake DeWitt . . . 2008-10
 Juan Castro . . . 2010
 Marcus Thames . . . 2011
 Juan Rivera . . . 2011
 Ramon Hernandez . . . 2013
 Scott Van Slyke . . . 2012-17
 Tony Watson . . . 2017
 Breyvic Valera . . . 2018
 David Price . . . 2021-22
 James Outman . . . 2023-

34

Tom Zachary . . . 1934-36
 Hank Winston . . . 1936
 Waite Hoyt . . . 1937
 Elmer Klumpp . . . 1937
 Charlie Gilbert . . . 1940
 Pete Reiser . . . 1940
 Roy Jarvis . . . 1944
 Cal McLish . . . 1944
 Fats Dantonio . . . 1944-45
 Clyde Sukeforth . . . 1945
 Hank Behrman . . . 1946
 Eddie Miksis . . . 1946-51
 Jean Pierre Roy . . . 1946
 Wayne Terwilliger . . . 1951
 Russ Meyer . . . 1953-55
 Bob Aspromonte . . . 1956
 Norm Sherry . . . 1959-62
 Dick Calmus . . . 1963
 Tom Hutton . . . 1966, 1969
 Luis Alcaraz . . . 1968
 Bobby Darwin . . . 1969
 Ray Lamb . . . 1970

Lee Lacy . . . 1972-78
 Lance Rautzhan . . . 1977-79
 Ken Brett . . . 1979
Fernando Valenzuela .1980-90

35

Rosy Ryan . . . 1933
 Babe Ruth . . . 1938
 Don Ross . . . 1941
 Clyde Sukeforth . . . 1943-44
 Gloody Rosen . . . 1945-46
 Cal McLish . . . 1946
 Marv Rackley . . . 1947-49
 Mal Mallette . . . 1950
 Pete Wojey . . . 1954
 Sal Maglie . . . 1956-57
 Larry Sherry . . . 1958
 John Klippstein . . . 1958-59
 Doug Camilli . . . 1960-64
 John Purdin . . . 1965, 68-69
 Jim Hickman . . . 1967
 Fred Norman . . . 1970
 Bobby Darwin . . . 1971
 Bruce Ellingsen . . . 1972
 Dennis Lewallyn . . . 1975-79
 Bob Welch . . . 1978-87
 Glenn Hoffman . . . 1987, 98-2005
 William Brennan . . . 1988
 Ben Hines . . . 1988-89
 Jim Gott . . . 1990-94
 Dave Clark . . . 1996
 Rick Gorecki . . . 1997
 Wayne Kirby . . . 1997
 Greg McMichael . . . 1998
 Brett Tomko . . . 2006-07
 Mariano Duncan . . . 2007, 2009
 Ramon Ortiz . . . 2010
 Jack Taschner . . . 2010
 John Lindsey . . . 2010
 Jamie Hoffmann . . . 2011
 Chris Capuano . . . 2012-13
 Jamie Romak . . . 2014
 Kevin Correia . . . 2014
 Brett Anderson . . . 2015-16
 Cody Bellinger . . . 2017-22
 Lance Lynn . . . 2023
 Gavin Stone . . . 2024

36

Casey Stengel . . . 1936
 Dykes Potter . . . 1938
 Max Macon . . . 1940
 Frenchy Bordagaray . . . 1943
 Ed Stevens . . . 1946-47
 Preston Ward . . . 1948
 Chuck Connors . . . 1949
 Don Newcombe . . . 1949-51, 54-58
 Steve Bilko . . . 1958
 Roy Gleason . . . 1963
 Lefty Phillips . . . 1965-68
 Gary Moore . . . 1970
 Frank Robinson . . . 1972
 Rick Rhoden . . . 1974-78
 Pepe Frias . . . 1980-81
 Steve Shirley . . . 1982
 Jose Gonzalez . . . 1985, 1988
 Matt Young . . . 1987
 Jim Gott . . . 1990
 Mike Morgan . . . 1989-91
 Todd Benzinger . . . 1992
 Ricky Tricek . . . 1993
 Todd Williams . . . 1995
 Noe Munoz . . . 1995
 Scott Radinsky . . . 1996-98
 Robinson Checo . . . 1999
 Angel Peña . . . 1999, 2001
 Omar Daal . . . 2002
 Daryle Ward . . . 2003
 Edwin Jackson . . . 2003
 Jeff Weaver . . . 2004-05
 Lance Carter . . . 2006
 Greg Maddux . . . 2006, 2008
 Roberto Hernandez . . . 2007

Danny Ardoin 2008
 Jeff Weaver 2009-10
 Blake Hawksworth 2011
 Matt Magill 2013-14
 Adam Liberatore 2015-18

37

Frenchy Bordagaray 1942
 Rubie Melton 1946-47
 Johnny Van Cuyk 1948-49
 Jim Russell 1950-51
 Ed Roebuck 1955-58, 60-63
 Babe Birrer 1958
 Gene Snyder 1959
 Nick Willhite 1964
 Mike Kekich 1965, 1968
 Dick Egan 1967
 Mike Strahler 1970-72
 Henry Cruz 1975-76
 Hank Webb 1977
 Bobby Castillo 1980-81, 85
 Ben Hines 1985-86, 90-93
 Mike Davis 1988
 Darren Dreifort 1994-2005
 Ronn Dnelly 2006-07
 Tanyon Sturtze 2008
 Charlie Haeger 2009
 Carlos Monasterios 2010
 Lance Cormier 2011
 Dana Eveland 2011
 Elian Herrera 2012-13
 Mike Baxter 2014
 Brandon Beachy 2015
 Mike Freeman 2017
 Charlie Culberson 2017
 Brant Brown 2018-19
 Luke Raley 2021
 Eddy Alvarez 2022
 Luke Williams 2023
 Teoscar Hernández 2024

38

Tony Giuliani 1941
 Chink Zachary 1944
 Bob Ramazzotti 1946
 Paul Minner 1946, 18-49
 Billy Loes 1950
 Dick Williams 1951-54, 56
 Bob Darnell 1954, 56
 Jim Gentile 1956
 Ron Negray 1958
 Roger Craig 1959-61
 Joe Moeller 1962, 64, 66-68
 Jack Billingham 1968
 Bill Buckner 1969
 Sandy Vance 1970-71
 Geoff Zahn 1973-75
 Lance Rautzhan 1978-79
 Dave Goltz 1980-82
 Pat Zachry 1983-84
 Michael J. Ramsey 1985
 Craig Shipley 1986-87
 Jose Gonzalez 1989-91
 Steve Wilson 1991-92
 Todd Worrell 1993-97
 Dave Miceli 1998-99
 Claude Osteen 1999-2000
 Eric Gagné 2001-06
 Rudy Seanez 2007
 Ramon Troncoso 2008-11
 Shawn Tolleson 2012-13
 Brandon McCarthy 2015-17
 D.J. Peters 2021
 Yency Almonte 2022-23

39

John Corriden 1946
 Ed Chandler 1947
Roy Campanella 1948-57
 Ken Rowe 1963
 Howie Reed 1964-66

40

George Dockins 1947

Don Lund 1947
 Clyde Sukeforth 1947
 Erv Palica 1948
 Bud Podbielan 1949-52
 Walt Moryn 1954-55
 Roger Craig 1955-58
 Stan Williams 1958-62
 Bill Singer 1964-71
 Rex Hudson 1974
 Brad Goulden 1978
 Ron Roenicke 1982-83
 Rick Honeycutt 1983-87
 Mike Devereaux 1987-88, 98
 Billy Bean 1989
 Barry Lyons 1990-91
 Henry Rodriguez 1994-95
 Willie Banks 1995
 Rick Parker 1995-96
 Matt Luke 1998
 Onan Masaka 2000
 Mike Trombley 2001-02
 David Ross 2002
 Steve Schornell 2005
 Rick Honeycutt 2006-19
 Jimmy Nelson 2021
 Brent Honeywell, Jr. 2024

41

Harry Taylor 1947-48
 Clem Labine 1950-60
 Jim Golden 1960-61
 Jack Smith 1962
 Larry Miller 1964
 Lou Johnson 1965-67
 Ted Sizemore 1969-70
 Steve Yeager 1972
 Greg Shanahan 1973-74
 Bobby Castillo 1977-79
 Jerry Reuss 1979-87
 Brad Havens 1987-88
 Carlos Hernandez 1990-94
 Reggie Williams 1995
 John Cummings 1995-96
 Tripp Cromer 1997-98
 Jeff Shaw 1998-01
 Odalis Perez 2002
 Joe Thurston 2002
 Chad Hermansen 2003
 Brad Penny 2004
 Mike Venafro 2004
 Dioner Navarro 2005-06
 Aaron Sele 2006
 Chin-hui Tsao 2007
 Jeff Pentland 2008-11
 Rubby De La Rosa 2011-12
 Peter Moylan 2013
 Clint Robinson 2014
 Chris Hatcher 2015-17
 Daniel Hudson 2018
 Kyle Garlick 2019
 Jake McGee 2020
 Nate Jones 2021
 Josiah Gray 2021
 Kevin Quackenbush 2021
 Daniel Hudson 2018, 2022-24

42

George Jeffcoat 1939
Jackie Robinson 1947-56
 Ray Lamb 1969

43

Johnny Van Cuyk 1947
 Dan Bankhead 1950-51
 Don Hoak 1954-55
 Charlie Neal 1956-61
 Willie Crawford 1964-66, 68
 Tom Hutton 1966, 69
 John Miller 1969
 John Hale 1974-77
 Rick Sutcliffe 1978-81
 Jose Morales 1982-84
 Ken Howell 1984-88
 Dave Hansen 1990-91

Raul Mondesi 1993-99
 Kevin Elster 2000
 Andy Ashby 2001-03
 Juan Encarnacion 2004
 Yhency Brazoban 2004-08
 Will Ohman 2009
 Randy Wolf 2009
 Ken Howell 2010-13
 Brandon League 2013-15
 Luis Avilan 2015-17
 Pat Venditte 2018
 Edwin Rios 2019-22
 Noah Syndergaard 2023
 Anthony Banda 2024

44

Gene Mauch 1948
 Sam Narron 1950
 Johnny Roseboro 1959
 Dick Tracewski 1962-65
 Alan Foster 1967-70
 Al Downing 1971-77
 Ron Washington 1977
 Mickey Hatcher 1979-80
 Ken Landreaux 1981-87
 Jose Vizcaino 1989-90
 Darryl Strawberry 1991-93
 Mark Guthrie 1996-98
 Rick Down 1999-00
 Phil Hlatt 2001
 Paul Shuey 2002-04
 Jon Debus 2005
 Takashi Saito 2006-08
 A.J. Ellis 2009
 Vicente Padilla 2009-11
 Aaron Harang 2012-13
 Chris Withrow 2013-15
 Chin-hui Tsao 2015
 Rich Hill 2016-19
 Tommy Kahnle 2022
 Andre Jackson 2023
 Andy Pages 2024

45

Johnny Hall 1948
 Ray Moore 1952
 Johnny Podres 1953-55, 57
 Don Miles 1958
 Art Fowler 1959
 Pete Richert 1962-63
 Nick Willhite 1965-66
 Ken Boyer 1968-69
 Jerry Stephenson 1970
 Stan Wall 1974-77
 Jim Lefebvre 1978-79
 Jack Perconte 1980-81
 Terry Whitfield 1984-86
 Chris Gwynn 1989
 Mike Huff 1989
 Kevin Gross 1991
 Pedro Martinez 1992-93
 Al Osuna 1994
 Jose Parra 1995
 Jim Bruske 1995-96
 Roger Cedeño 1997-98
 Jeff Kubenka 1999
 Adam Melhuse 2000
 Mike Metcalfe 2000
 Jeff Branson 2000
 Jose Nuñez 2001
 Dennis Springer 2001
 Terry Mulholland 2001-02
 Odalis Perez 2002-06
 Elmer Dessens 2006
 Scott Proctor 2007-08
 Brent Leach 2009
 Justin Miller 2010
 Trey Hillman 2011-13
 Carlos Truñel 2014
 Joe Wieland 2015
 Chris Woodward 2016-18
 Matt Beatty 2019-21
 Reyes Moronta 2022
 J.P. Feyereisen 2024

Michael Kopech 2024

46

Ben Wade 1952-54
 Don Bessent 1955-58
 Pete Mikkelsen 1969-72
 Juan Marichal 1975
 Burt Hooton 1975-84
 Ralph Bryant 1985-87
 Jim Gott 1990
 Mike Hartley 1989-91
 Kevin Gross 1992-94
 Rick Parker 1995
 Kevin Tapani 1995
 Rob Murphy 1995
 Jim Bruske 1995-96
 Nelson Liriano 1997
 Jim Bruske 1998
 Gary Rath 1998
 Rick Wilkins 1999
 Doug Bochtler 1999
 Trevor Miller 2000
 Hiram Bocachica 2000-01
 Bruce Aven 2001
 Paul Quantrill 2002-03
 Rodney Myers 2004
 Elmer Dessens 2004-05
 Dave Jauss 2006-07
 Bob Schaefer 2008-10
 Russ Mitchell 2011
 Josh Wall 2012-13
 Mike Bolsinger 2015-16
 Josh Fields 2016-18
 Tony Gonsolin 2019-20
 Corey Knebel 2021
 Craig Kimbrel 2022
 Jake Reed 2023
 Wander Suero 2023
 Yohan Ramirez 2024
 Nick Ramirez 2024

47

George Pfister 1952
 Vicente Romo 1968
 Andy Messersmith 1973-75, 79
 Candy Maldonado 1981
 Greg Brock 1982
 Larry White 1983-84
 Jose Gonzalez 1985-87
 Jesse Orosco 1988, 2001-02
 Tom Goodwin 1991-93
 Gary Wayne 1994
 Jesus Martinez 1996
 Trinidad Hubbard 1998-99
 Shawn Gilbert 2000
 Bruce Aven 2000-01
 Wilson Alvarez 2003-05
 Tim Hamulack 2006
 Chad Moeller 2007
 Cory Wade 2008-09
 Jerry Sands 2011
 Luis Cruz 2012-13
 Ricky Losasco 2013
 Paul Maholm 2014
 Howie Kendrick 2015-16
 Trayce Thompson 2017
 J.T. Chargois 2018-19
 Ryan Pepiot 2022-23

48

Andy Pafko 1952
 Ray Moore 1953
 Carmen Mauro 1953
 Glen Mickens 1953
 Karl Spooner 1955
 Jim Fairry 1973
 Doyle Alexander 1971
 Rick Sutcliffe 1976
 Dave Stewart 1978, 81-83
 Dennis Powell 1985-86
 Ramon Martinez 1988-98
 Jacob Brumfield 1999
 Eric Gagné 1999-2000
 Jim Colborn 2001-05

Dan Warthen2006-07
Ken Howell.....2008-09
Russ Ortiz.....2010
John Ely.....2010, 12
Javy Guerra.....2013
Nick Buss.....2013
Nick Tepesch.....2016
Zach Walters.....2016
Brock Stewart.....2016-19
Gavin Lux.....2019
Brusdar Graterol.....2020-

49

John Corriden.....1946
Joe Black.....1952-55
Chuck Templeton.....1956
Bob Kennedy.....1957
Rene Valdes.....1957
Jose Peña.....1970
Charles Hough.....1970-80, 98-99
Tom Niedenfuer.....1981-87
Tim Belcher.....1987-91
Tom Candiotti.....1992-97
Frank Lankford.....1998
Gary Rath.....1998
Matt Herges.....1999-2001
Bryan Corey.....2002
Luke Allen.....2002
Bubba Crosby.....2003
Scott Mullen.....2003
Joe Thurston.....2003-04
Cody Ross.....2005
Willy Aybar.....2005-06
Delwyn Young.....2006
Brian Falkenberg.....2008
Claudio Vargas.....2009
Travis Schlichting.....2009
A.J. Ellis.....2008-09
Charlie Haeger.....2010
Travis Schlichting.....2010
Trent Oeltjen.....2010-12
Alex Castellanos.....2012-13
Carlos Marmol.....2013
Tim Hyers.....2016-17
Zach Neal.....2018
Blake Treinen.....2020-

50

Don Elston.....1957
Dick Smith.....1965
Bob O'Brien.....1971
Eddie Solomon.....1973-75
Ron Roenicke.....1981
Jay Howell.....1988-92
Steve Wilson.....1993
Felix Rodriguez.....1995
Antonio Osuna.....1995
Mike Harkey.....1997
Brad Clontz.....1998
Will Brunson.....1998
Pedro Borbon.....1999
Chris Donnels.....2000-01
Jolbert Cabrera.....2002
Steve Colyer.....2003
Duaner Sanchez.....2004-05
Joel Guzman.....2006
Eric Stults.....2006-09
Jon Link.....2010
Nathan Eovaldi.....2011-12
Randy Choate.....2012
Chuck Crim.....2013-15
Casey Fien.....2016
Brett Eibner.....2017
Ryan Madson.....2018
Jaime Schultz.....2019
Mookie Betts.....2020-

51

Bert Hamric.....1955
Larry Sherry.....1958-63
Jeff Leonard.....1977
Terry Forster.....1978-82
Lemmie Miller.....1984-85
Reggie Williams.....1985-86

Brian Holton.....1985-88
Jeff Fischer.....1989
Dave Walsh.....1990
Terry Wells.....1990
Joey Eischen.....1995-96
Adam Riggs.....1997
Mel Rojas.....1999
Mike Maddux.....1999
Terry Adams.....2000-01
Robert Ellis.....2002
Tom Martin.....2003-04
Jonathan Broxton.....2005-11
Ronald Belisario.....2012-13
Red Patterson.....2014
Zach Lee.....2015
Brock Stewart.....2016
Carlos Ruiz.....2016
Dylan Floro.....2018-20
Alex Vesia.....2021-

52

Preston Ward.....1948
Carroll Beringer.....1965-72
Tommy Lasorda.....1973-76
Myron White.....1978
Steve Sax.....1981
Cecil Espy.....1983
Bill Madlock.....1985
Balvino Galvez.....1986
Tim Crews.....1987-92
John DeSilva.....1993
Brian Barnes.....1994
Greg Hansell.....1995
Mark Guthrie.....1995
Darren Hall.....1996-98
Adam Riggs.....1997
Jamie Arnold.....1999-2000
Al Reyes.....2000-01
Chin-Feng Chen.....2002-04
Brian Myrow.....2005
Randy Wolf.....2007
James McDonald.....2008-09
George Sherrill.....2009-10
Josh Lindblom.....2011-12
Tim Federowicz.....2012
John Valentin.....2013
Pedro Báez.....2014-20
Phil Bickford.....2021-23
Elieser Hernández.....2024

53

Don Drysdale.....1956-69
Tom Paciorek.....1970

54

Dixie Howell.....1955-56
Bob Giallombardo.....1958
Carl Warwick.....1961
Bart Shirley.....1964, 1968
Monty Basgall.....1973-86
Tim Leary.....1988-89
Mike Maddux.....1990
Jim Poole.....1990
John Candelaria.....1991-92
Omar Daal.....1993-95
Henry Blanco.....1997
Chance Sanford.....1999
Jeff Williams.....1999-02
Troy Brohawn.....2003
Jose Flores.....2004
Mike Rose.....2005
Cody Ross.....2006
Giovanni Carrara.....2006
D.J. Houlton.....2007
Clayton Kershaw.....2008
Jason Johnson.....2008
Ronald Belisario.....2009-10, 13
Javy Guerra.....2011-12
Chris Perez.....2014
David Huff.....2015
Jim Johnson.....2015
Josh Bard.....2016
Sergio Romo.....2017
Tony Cingrani.....2017-19

Josh Bard.....2020-

55

Jackie Collum.....1957-58
Ron Fairly.....1958
Sergio Robles.....1976
Orel Hershisser.....1983-94, 2000
Wayne Kirby.....1996
Rick Gorecki.....1997
Onan Masaoka.....1999
Giovanni Carrara.....2001-02, 04-05
Alfredo Gonzalez.....2003
Koyile Hill.....2003
Russell Martin.....2006-10, 19
Matt Guerrier.....2011-13
Skip Schumaker.....2013
Roberto Hernandez.....2014
Mat Latos.....2015
Joe Blanton.....2016
Albert Pujols.....2021

56

Roy Campanella.....1948
Rafael Landestoy.....1977
Dave Patterson.....1979
Rich Rodas.....1983-84
Mike Munoz.....1989-90
Mike Christopher.....1991
Pedro Astacio.....1992-97
Garey Ingram.....1997
Eric Weaver.....1998
Robinson Checo.....1999
Mike Fetters.....2000-01
Dennis Springer.....2001-02
Jim Riggleman.....2003-04
Derek Thompson.....2005
Hong-Chih Kuo.....2005-11
Michael Antonini.....2012
Joe Blanton.....2012
J.P. Howell.....2013-16
Josh Bard.....2017
Daniel Corcino.....2018
Adam Kolarek.....2019-20, 23
Sheldon Neuse.....2021
Heath Hembree.....2022
Ryan Yarbrough.....2023-24

57

Rafael Landestoy.....1977
Pedro Guerrero.....1978-80
Steve Howe.....1980-85
Stu Pederson.....1985
Shawn Hillegas.....1987-88
John Wetteland.....1989-91
Kip Gross.....1992-93
Rod Nichols.....1993
Rudy Seanez.....1994-95
Dennis Reyes.....1997-98
Brian Bohanon.....1998
Luke Prokopec.....2000-01
Victor Alvarez.....2002-03
Scott Stewart.....2004
Franquielis Osoria.....2005-06
Eric Hull.....2007
Luis Maza.....2008
Scott Elbert.....2008-14
Alex Wood.....2015-18, 2020
Jake Reed.....2021

58

Joe Pignatano.....1957-60
Mark Cresse.....1974-98
Sean Maloney.....1998
Kevin Beirne.....2002
Rodney Myers.....2003
Brian Falkenberg.....2004
Edwin Jackson.....2005
Chad Billingsley.....2006-14
Ian Thomas.....2015
Jesse Chavez.....2016
Edward Paredes.....2017-18
Rocky Gale.....2018-19
Jimmy Sherfy.....2021
Chris Martin.....2022

Tyson Miller.....2023
Gus Varland.....2023-24

59

Steve Shirley.....1982
Ray Searage.....1989-90
Ismael Valdes.....1994-00
McKay Christensen.....2001
Guillermo Mota.....2002-04, 2009
Kelly Wunsch.....2005
Travis Schlichting.....2010
Stephen Fife.....2012-14
Eric Surkamp.....2015
Ronald Torreyes.....2015
Chin-hui Tsao.....2016
Fabio Castillo.....2017
Zac Rosscup.....2018-19
Mike Kitcham.....2021
Evan Phillips.....2021-

60

John DeSilva.....1993
Eddie Pye.....1994
Juan Castro.....1995-96
Mike Judd.....1997-00
Masao Kida.....2003-04
Chin-lung Hu.....2007-10
Todd Coffey.....2012
Jose Dominguez.....2013-14
Andrew Toles.....2016-18
Robbie Erlin.....2022
Yonny Hernandez.....2023
Eduardo Salazar.....2024
Edgardo Henriquez.....2024

61

Earl Robinson.....1958
Chan Ho Park.....1994-2001, 08
Josh Beckett.....2012-14
Alex Verdugo.....2017-18
Garrett Clevinger.....2021-22
Tayler Scott.....2023
Tyson Miller.....2023
Ricky Vanasco.....2024

62

Oreste Marrero.....1996
Mike Metcalfe.....1998
Joel Peralta.....2015
Wilmer Font.....2017-18
Eric Goeddel.....2018
Darien Nunez.....2021
Tyler Cyr.....2023
Zach Logue.....2024

63

Angel Peña.....1998-99
Jonathan Meloan.....2007
Yimi Garcia.....2014-19
Justin Bruhl.....2021-23
Kyle Hurt.....2023-

64

Jerry Brooks.....1993
Paul Lo Duca.....1998
Brian Falkenberg.....2004
Daniel Coulombe.....2014-15
Walker Buehler.....2017
Caleb Ferguson.....2018-23

65

Jose Parra.....1995
Joc Pederson.....2014
Austin Barnes.....2015-16
Kyle Farmer.....2017
Casey Sadler.....2019
Aaron Bates.....2020-23
James Paxton.....2024

66

Todd Williams.....1995
Paul Konerko.....1997
Norihiro Nakamura.....2005
Mike MacDougal.....2011-12
Yasiel Puig.....2013-18

Mitch White.....2020-22

67

Will Brunson1998
Jeff Kubenka1998-99
Louis Coleman2016
O'Koyea Dickson2017
Yefry Ramirez2021
Hunter Feduccia2024

68

Ron Roenicke1992-93
Ross Stripling2016-20
Andrew Vasquez2021

70

Damon Hollins1998
Onan Masaoka1999
Tim Locastro2017-18
Bobby Miller2023
Nabil Crismatt2024
Justin Wroblewski2024

71

Josh Ravin2015-17
Conner Greene2021
Miguel Vargas2022
Gavin Stone2023-24

72

Miguel Rojas2014
Travis d'Arneud2019

Rob Von Scoyoc2020-24

Nick Robertson2023

73

Brant Brown2020-22

74

Kenley Jansen2010-21
Nabil Crismatt2024

75

Alan Mills1999-00
Paco Rodriguez2012-15
Grant Dayton2016-17
Scott Alexander2018-21
Connor Brogdon2024

76

Duaner Sanchez2004
Matt West2015
Josh Sborz2019-20

77

Joe Medwick1940-41
Charlie Dressen1940
Carlos Frias2014-16
Dennis Santana2018-21
James Outman2022
River Ryan2024

78

Michael Grove2022-24
Ben Casparius2024

80

Emmet Sheehan2023-

81

Victor Gonzalez2020-23

83

Michael Busch2023

85

Dustin May2019-

86

Clayton McCullough2022-24

87

Jose De Leon2016
Connor McGuinness2020-

88

John Axford2018
Bob Geren2020-

89

Jonny DeLuca2023

90

Michael Petersen2024

91

Dino Ebel2020-

92

George Lombard2020
Edwin Uceta2021

93

Bryan Hudson2023
Kevin Kiermaier2024

94

Andre Jackson2021-23
Dinelson Lamet2024

96

Landon Knack2024

97

Joe Beimel2006-08

98

Onelki Garcia2013

99

Manny Ramirez2008-10
Hyun-Jin Ryu2013-19
Mark Prior2020-23
Joe Kelly2024

All-Time Los Angeles Dodger Trades

1958

June 15 Acquired Steve Bilko (1B), Johnny Klippstein (P), Art Fowler (P) and Charlie Rabe (P) from the Cincinnati Reds for Don Newcombe (P)
Aug. 4 Sold Randy Jackson (3B) to the Cleveland Indians
Dec. 4 Acquired Wally Moon (OF) and Phil Paine (P) from the St. Louis Cardinals for Gino Cimoli (OF)
Dec. 23 Acquired Rip Repulski (OF), Jim Golden (P) and Gene Snyder (P) from the Philadelphia Phillies for Sparky Anderson (2B)

1959

May 6 Acquired Chuck Churn (P) for Dick Hanlon (P)
May 22 Acquired Fred Hatfield (IF) and cash for Jim Baxes (IF)
June 3 Acquired Mike Goliat (UT) for Ron Negray (P) and Bob Wilson (3B)
June 5 Purchased Freddy Rodriguez (P) from the Philadelphia Phillies
June 10 Purchased Cuno Barragan (C) from the Milwaukee Braves
June 15 Acquired Chuck Essegian (OF) and Lloyd Merritt (P) from St. Louis Cardinals for Dick Gray (3B)
Oct. 19 Acquired Willy Miranda (SS) and Bill Lajoie (OF) and cash for Jim Gentile (1B)

1960

April 5 Acquired Gordie Windhorn (OF) and Dick Sanders (1B) from the New York Yankees for Fred Kipp (P)
April 8 Acquired Ron Perranoski (P), John Goryl (3B), Lee Handley (OF) and cash from the Chicago Cubs for Don Zimmer (3B)
April 11 Sold Johnny Klippstein (P) to the Cleveland Indians
May 6 Acquired Nels Chittum (P) from the Boston Red Sox for Rip Repulski (OF)
May 7 Acquired Gail Harris (1B) from the Detroit Tigers for Sandy Amoros (OF)
June 15 Acquired Jim Donohue (P) from the St. Louis Cardinals for John Glenn (OF)
June 15 Acquired Ray Sempach (P) and cash from the Detroit Tigers for Clem Labine (P)
Dec 15 Sold Earl Robinson (OF) to the Baltimore Orioles
Dec 16 Sold Danny McDevitt (P) to the New York Yankees

1961

Jan 31 Sold Joe Pignatano (P) to the Kansas City Athletics
March 30 Acquired Howie Reed (P) and cash from the Kansas City Athletics for Ed Rakow (P)
May 4 Acquired Dick Farrell (P) and Joe Koppe (SS) from the Philadelphia Phillies for Don Demeter (OF) and Charley Smith (3B)
May 30 Acquired Daryl Spencer (SS) from the St. Louis Cardinals for Bob Lillis (SS) and Carl Warwick (OF)
Dec 15 Acquired Lee Walls (OF) and cash from the New York Mets for Charlie Neal (2B)

1962


March 24 Acquired Andy Carey (3B) from the Chicago White Sox for Ramon Conde (IF) and Jim Koranda (1B)
Oct 11 Sold Norm Sherry (C) to the New York Mets
Oct 11 Sold Dick Smith (OF) to the New York Mets
Nov 26 Acquired Bill Skowron (1B) from the New York Yankees for Stan Williams (P)
Nov 30 Acquired Bob Miller (P) from the New York Mets for Tim Harkness (1B) and Larry Burright (2B)

1963

Jan 24 Acquired Don Zimmer (3B) from the Cincinnati Reds for Scott Breeden (P)
April 1 Sold Duke Snider (OF) to the New York Mets
June 24 Sold Don Zimmer (3B) to the Washington Senators
July 20 Acquired Marve Breeding (2B) from the Washington Senators for Ed Roebuck (P)
Oct 14 Sold Mike Brumley (C) to the Washington Senators
Dec 6 Sold Bill Skowron (1B) to the Washington Senators
Dec 13 Acquired Jim Brewer (P) and Cuno Barragan (C) from the Chicago Cubs for Dick Scott (P)

1964

April 9 Acquired Lou Johnson (OF) and cash from the Detroit Tigers for Larry Sherry (P)
Sept 10 Sold Ken Rowe (P) to the Baltimore Orioles
Oct 15 Sold Nick Willhite (P) to the Washington Senators
Oct 15 Acquired Dick Smith (OF) from the New York Mets for Larry Miller (P)
Nov 30 Sold Doug Camilli (C) to the Washington Senators
Dec 4 Acquired Claude Osteen (P), John Kennedy (SS) and cash from the Washington Senators for Frank Howard (OF), Phil Ortega (P), Pete Richert (P) and Dick Nen (1B)



"Sweet" Lou Johnson

All-Time Los Angeles Dodger Trades

1965	
May 11	Acquired Nick Willhite (P) from the Washington Senators for cash
May 15	Acquired Phil Regan (P) from the Detroit Tigers for Dick Tracewski (SS)
1966	
May 10	Sold Johnny Podres (P) to the Detroit Tigers
May 27	Acquired Dick Egan (P) from the California Angels for Howie Reed (P)
Sept 10	Acquired Dick Schofield (SS) from the New York Yankees for Thad Tillotson (P) and cash
Nov 29	Acquired Ron Hunt (2B) and Jim Hickman (OF) from the New York Mets for Tommy Davis (OF) and Derrell Griffith (IF)
Dec 1	Acquired Bob Bailey (3B-OF) and Gene Michael (SS) from the Pittsburgh Pirates for Maury Wills (SS)
Dec 15	Acquired Bob Lee (P) from the California Angels for Nick Willhite (P)
1967	
April 3	Acquired Jack Cullen (P), John Miller (OF) and cash from the New York Yankees for John Kennedy (3B)
May 10	Acquired Len Gabrielson (1B) from the California Angels for Johnny Werhas (IF)
May 31	Sold Bob Lee (P) to the Cincinnati Reds
Nov 28	Acquired Mudcat Grant (P) and Zoilo Versalles (SS) from the Minnesota Twins for John Roseboro (C), Ron Perranoski (P) and Bob Miller (P)
Nov 30	Sold Gene Michael (SS) to the New York Yankees
Nov 30	Acquired Paul Popovich (2B) from the Chicago Cubs for Lou Johnson (OF)
1968	
Feb 13	Acquired Tom Haller (C) and Frank Kasmata (P) from the San Francisco Giants for Ron Hunt (2B) and Nate Oliver (2B)
March 26	Acquired Rocky Colavito (OF) from the Chicago White Sox for cash
April 3	Acquired Hank Aguirre (P) from the Detroit Tigers for cash
April 23	Acquired Ted Savage (OF) and Jim Ellis (P) from the Chicago Cubs for Jim Hickman (OF) and Phil Regan (P)
Oct 21	Sold Bob Bailey (3B) to the Montreal Expos
Oct 21	Acquired Pete Mikkelsen (P) from the St. Louis Cardinals for cash
Dec 4	Acquired Andy Kosco (OF) from the New York Yankees for Mike Kekich (P)
Dec 5	Acquired two minor leaguers from the Kansas City Royals for Jim Campanis (C)
1969	
March 30	Acquired Jimmie Schaffer (C) from the Cincinnati Reds for Ted Savage (OF)
April 17	Acquired Al McBean (P) from the San Diego Padres for Tommy Dean (SS) and Leon Everitt (P)
June 11	Acquired Maury Wills (SS) and Manny Mota (OF) from the Montreal Expos for Ron Fairly (OF-1B) and Paul Popovich (IF)
Aug 15	Acquired Jim Bunning (P) from the Pittsburgh Pirates for Ron Mitchell (OF), Chuck Coggin (IF) and cash
Sept 1	Acquired Jack Jenkins (P) from the Washington Senators for cash
1970	
Sept 28	Sold Fred Norman (P) to the St. Louis Cardinals
Oct 5	Acquired Richie Allen (1B) from the St. Louis Cardinals for Ted Sizemore (2B) and Bob Stinson (C)
Dec 11	Acquired Duke Sims (C) from the Cleveland Indians for Alan Foster (P) and Ray Lamb (P)
1971	
Feb 10	Acquired Al Downing (P) from the Milwaukee Brewers for Andy Kosco (OF)
March 13	Sold Jeff Torborg (C) to the California Angels
Oct 21	Acquired Larry Hise (OF) from the Philadelphia Phillies for Tom Hutton (1B)
Oct 22	Acquired Paul Powell (OF) from the Minnesota Twins for Bobby Darwin (OF)
Dec 2	Acquired Frank Robinson (OF) and Pete Richert (P) from the Baltimore Orioles for Doyle Alexander (P), Bob O'Brien (P), Sergio Robles (C) and Royle Stillman (1B)
Dec 2	Acquired Tommy John (P) and Steve Huntz (IF) from the Chicago White Sox for Richie Allen (1B)
Dec 2	Acquired Bernie Beckman (P) and cash from the Detroit Tigers for Tom Haller (C)
Dec 17	Acquired Chris Cannizzaro (C) from the Chicago Cubs for cash
1972	
March 27	Sold Bill Sudakis (3B) to the New York Mets
April 14	Acquired Dick Dietz (C) from the San Francisco Giants for cash
Oct 26	Acquired Rudy Arroyo (P) and Greg Millken (P) from the St. Louis Cardinals for Larry Hise (OF)
Nov 28	Acquired Andy Messersmith (P) and Ken McMullen (3B) from the California Angels for Frank Robinson (OF), Bill Singer (P), Mike Strahler (P), Billy Grabarkewitz (IF) and Bobby Valentine (OF)
1973	
March 26	Acquired George Culver (P) from the Houston Astros for cash
March 27	Sold Dick Dietz (C) to the Atlanta Braves
April 24	Sold Tim Johnson (SS) to the Milwaukee Brewers
Aug 10	Sold George Culver (P) to the Philadelphia Phillies
Oct 27	Acquired Rick Auerbach (SS) from the Milwaukee Brewers for cash
Dec 5	Acquired Mike Marshall (P) from the Montreal Expos for Willie Davis (OF)
Dec 5	Acquired Tommie Agee (OF) from the St. Louis Cardinals for Pete Richert (P)
Dec 6	Acquired Jimmy Wynn (OF) from the Houston Astros for Claude Osteen (P) and Dave Culppepper (P)
1974	
April 3	Acquired Pedro Guerrero (IF) from the Cleveland Indians for Bruce Ellingsen (P)
July 11	Acquired Gail Hopkins (1B) from the San Diego Padres for cash
1975	
Jan 29	Sold Von Joshua (OF) to the San Francisco Giants
May 2	Acquired Burt Hooton (P) from the Chicago Cubs for Geoff Zahn (P) and Eddie Solomon (P)
July 15	Sold Jim Brewer (P) to the California Angels
Nov 17	Acquired Dusty Baker (OF) and Ed Goodson (1B) from the Atlanta Braves for Jimmy Wynn (OF), Tom Paciorek (OF), Lee Lacy (OF) and Jerry Royster (IF)
1976	
March 2	Acquired Ted Sizemore (2B) from the St. Louis Cardinals for Willie Crawford (OF)
March 31	Acquired Eliee Rodriguez (C) from the California Angels for Jesus Alvarez (OF) and cash
June 15	Acquired Reggie Smith (OF) from the St. Louis Cardinals for Joe Ferguson (C), Bob Detherage (OF) and Fred Tisdale (P)
June 23	Acquired Elias Sosa (P) and Lee Lacy (OF) from the Atlanta Braves for Mike Marshall (P)
Dec 20	Acquired Johnny Oates (C) and Quincy Hill (P) from the Philadelphia Phillies for Ted Sizemore (IF)
1977	
Jan 11	Acquired Rick Monday (OF) and Mike Garman (P) from the Chicago Cubs for Bill Buckner (1B), Ivan DeJesus (SS) and Jeff Albert (P)
Feb 7	Acquired Hank Webb (P) and Dick Sanders (P) from the New York Mets for Rick Auerbach (SS)
Sept 2	Sold John Hale (OF) to the Toronto Blue Jays



Dusty Baker

All-Time Los Angeles Dodger Trades

Sept 2	Sold Henry Cruz (OF) to the Chicago White Sox
Sept 8	Sold Kevin Pasley (C) to the Seattle Mariners
Nov 23	Sold Dennis Lewallyn (P) to the Minnesota Twins
1978	
Jan 31	Sold Elias Sosa (P) to the Pittsburgh Pirates
May 17	Acquired Billy North (OF) from the Oakland Athletics for Glenn Burke (OF)
May 20	Acquired Larry Landreth (P) and Gerald Hannahs (P) from the Montreal Expos for Mike Garman (P)
July 1	Acquired Joe Ferguson (OF) and cash from the Houston Astros for Rafael Landestoy (SS) and Jeff Leonard
1979	
Feb 15	Acquired Gary Thomasson (OF) from the New York Yankees for Brad Gulden (C)
April 7	Acquired Jerry Reuss (P) from the Pittsburgh Pirates for Rick Rhoden (P)
May 11	Sold Lance Rautzhan (P) to the Milwaukee Brewers
May 11	Acquired Lerrin LaGrow (P) from the Chicago White Sox for cash
Dec 3	Sold Von Joshua (OF) to the San Diego Padres
1980	
July 11	Sold Charlie Hough (P) to the Texas Rangers
Sept 13	Acquired Dennis Lewallyn (P) from the Texas Rangers for Pepe Frias (SS)
1981	
March 30	Acquired Ken Landreaux (OF) from the Minnesota Twins for Mickey Hatcher (OF) and Matt Reeves (P)
Dec 9	Acquired Jorge Orta (OF), Larry White (P) and Jack Fimple (C) from the Cleveland Indians for Rick Sutcliffe (P) and Jack Perconte (2B)
1982	
Jan 6	Acquired Paul Voigt (P) and Scotti Madison (C) from the Minnesota Twins for Bobby Castillo (P) and Bobby Mitchell (OF)
Feb 8	Acquired Lance Hudson (2B) from the Oakland Athletics for Davey Lopes (2B)
March 30	Acquired Bert Geiger (P) and Cecil Epsy (OF) from Chicago White Sox for Rudy Law (OF)
April 28	Acquired Jose Morales (C) from the Baltimore Orioles for Leo Hernandez (3B)
Oct 15	Sold Ted Power (P) to the Cincinnati Reds
Dec 28	Acquired Pat Zachary (P) from the New York Mets for Jorge Orta (OF)
1983	
Jan 20	Acquired Vance Lovelace (P) and Dan Cataline (OF) from the Chicago Cubs for Ron Cey (3B)
March 28	Acquired Ivan Mesa (SS) from the Minnesota Twins for Tack Wilson (OF)
March 29	Acquired Steve Walker (P), Jody Johnston (P) and cash from the New York Mets for Mark Bradley (OF)
May 9	Acquired Rafael Landestoy (IF) from the Cincinnati Reds for Brett Wise (P) and John Franco (P)
Aug 19	Acquired Rick Honeycutt (P) from the Texas Rangers for Dave Stewart (P), Ricky Wright (P) and cash
Dec 7	Acquired Joe Seneley (C), Jose Torres (P) and John Serritella (P) from the Kansas City Royals for Joe Beckwith (P)
Dec 8	Acquired Carlos Diaz (P) and Bob Bailor (IF/OF) from the New York Mets for Sid Fernandez (P)
1985	
Feb 4	Acquired Al Oliver (IF) from the Philadelphia Phillies for Pay Zachry (P)
July 9	Acquired Len Matuszek (IF) from the Toronto Blue Jays for Al Oliver (IF)
July 10	Acquired Enos Cabell (IF) from the Houston Astros for German Rivera (3B) and Rafael Montalvo (P)
Aug 31	Acquired Bill Madlock (IF) from the Pittsburgh Pirates for R.J. Reynolds (OF), Sid Bream (1B) and Cecil Epsy (IF)
Dec 11	Acquired Alex Trevino (C) from the San Francisco Giants for Candy Maldonado (OF)
Dec 11	Acquired Ed Vande Berg (P) from the Seattle Mariners for Steve Yeager (C)
1986	
Dec 10	Acquired Matt Young (P) from the Seattle Mariners for Dennis Powell (P) and Mike Watters (IF)
Dec 10	Acquired Tim Leary (P) and Tim Crews (P) from the Milwaukee Brewers for Greg Brock (1B)
1987	
May 6	Acquired Orlando Mercado (C) and Brad Havens (P) from the Detroit Tigers for Balvino Galvez (P)
May 22	Acquired John Shelby (OF) and Brad Havens (P) from the Baltimore Orioles for Tom Niedenfuer (P)
June 19	Acquired Phil Garner (IF) from the Houston Astros for Jeff Edwards (P)
June 23	Acquired Bill Krueger (P) from the Oakland A's for Tim Meeks (P)
Aug 17	Acquired Glenn Hoffman (IF) from the Boston Red Sox for Billy Bartels (P)
Aug 29	Acquired Tim Belcher (P) from the Oakland A's for Rick Honeycutt (P)
Sept 21	Acquired Mike Sharperson (IF) from the Toronto Blue Jays for Juan Guzman (P)
Dec 11	Acquired Alfredo Griffin (IF), Jay Howell (P), and Jesse Orosco (P) in a three-team deal with the Oakland A's and the New York Mets for Bob Welch (P), Jack Savage (P) and Matt Young (P)
1988	
April 1	Acquired John Gibbons (C) from the New York Mets for Craig Shipley (IF)
Aug 16	Acquired John Tudor (P) from the St. Louis Cardinals for Pedro Guerrero (OF)
Aug 31	Acquired Ricky Horton (P) from the Chicago White Sox for Shawn Hillegas (P)
Oct 3	Acquired Jim Neidlinger (P) from the Pittsburgh Pirates for Bill Krueger (P)
Dec 4	Acquired Eddie Murray (1B) from the Baltimore Orioles for Juan Bell (IF), Brain Holton (P), and Ken Howell (P)
1989	
March 11	Acquired Mike Morgan (P) from the Baltimore Orioles for Mike Devereaux (OF)
July 18	Acquired Kal Daniels (OF) and Lenny Harris (IF) from the Cincinnati Reds for Mariano Duncan (IF) and Tim Leary (P)
July 18	Acquired Billy Bean (OF) from the Detroit Tigers for Domingo Michel (1B) and Steve Green (OF)
Nov 9	Acquired Jeff Bittiger (P) from the Chicago White Sox for Tracy Woodson (IF)
Dec 20	Acquired Juan Samuel (IF) from the New York Mets for Mike Marshall (OF) and Alejandro Peña (P)
1990	
April 1	Acquired Terry Wells (P) from the Houston Astros for Franklin Stubbs (1B/OF)
May 13	Acquired Stan Javier (OF) from the Oakland A's for Willie Randolph (2B)
Sept 13	Acquired Dennis Cook (P) from the Philadelphia Phillies for Darrin Fletcher (C)
Oct 1	Acquired Mike Wilkins (P) from the Detroit Tigers for Mike Muñoz (P)
Dec 14	Acquired Greg Smith (IF) from the Chicago Cubs for Jose Vizcaino (IF)
Dec 15	Acquired Bob Ojeda (P) and Greg Hansell (P) from the New York Mets for Hubie Brooks (OF)
Dec 20	Acquired Bert Heffernan (C) from the Milwaukee Brewers for Darren Holmes (P)
Dec 29	Acquired David Lynch (P) and Steve Allen (P) from the Texas Rangers for Jim Poole (P)
1991	
July 3	Acquired Mitch Webster (OF) from the Pittsburgh Pirates for Jose Gonzalez (OF)
July 31	Acquired Roger McDowell (P) from the Philadelphia Phillies for Mike Hartley (P) and Braulio Castillo (OF)
Sept 6	Acquired Steve Wilson (P) from the Chicago Cubs for Jeff Hartsock (P)
Nov 27	Acquired Eric Davis (OF) and Kip Gross (P) from the Cincinnati Reds for Tim Belcher (P) and John Wetteland (P)
Dec 11	Acquired Rudy Seanez (P) from the Cleveland Indians for Dennis Cook (P) and Mike Christopher (P)

All-Time Los Angeles Dodger Trades

Dec 11	Acquired Todd Benzinger (IF) from the Kansas City Royals for Chris Gwynn (OF) and Domingo Mota (IF)
1992	
June 27	Acquired Mike Sodders (P) from the Chicago Cubs for Kal Daniels (OF)
July 2	Acquired Steve Searcy (P) and Julio Peguero (OF) from the Philadelphia Phillies for Stan Javier (OF)
Nov 17	Acquired Jody Reed (IF) from the Colorado Rockies for Rudy Seanez (P)
Dec 24	Acquired Tim Wallach (IF) from the Montreal Expos for Tim Barker (IF)
1993	
Sept 7	Acquired John DeSilva (P) from the Detroit Tigers for Eric Davis (OF)
Nov 17	Acquired Delino DeShields (2B) from the Montreal Expos for Pedro Martinez (P)
Dec 27	Acquired Ron Coomer (3B) from the Chicago White Sox for Isidro Marquez (P)
1994	
March 28	Acquired Al Osuna (P) from the Houston Astros for James Daspit (P)
June 16	Acquired Brian Barnes (P) from the Cleveland Indians for Eddie Lantigua (IF)
1995	
May 23	Acquired Joey Eischen (P) and Roberto Kelly (OF) from the Montreal Expos for Henry Rodriguez (OF) and Jeff Treadway (IF)
June 9	Acquired Kris Foster (P) from the Montreal Expos for Rafael Bournigal (IF)
June 19	Acquired Willie Banks (P) from the Chicago Cubs for Dax Winslett (P)
July 31	Acquired Mark Guthrie (P) and Kevin Tapani (P) from the Minnesota Twins for Greg Hansell (P) Jose Parra (P) and Ron Coomer (IF)
Aug 18	Acquired Brett Butler (OF) from the New York Mets for Scott Hunter (OF) and Dwight Maness (OF)
Nov 29	Acquired Mike Blowers (3B) from the Seattle Mariners for Miguel Cairo (IF) and Willie Otañez (IF)
Dec 15	Acquired Rick Clelland (P) from the Montreal Expos for Omar Daal (P)
Dec. 17	Acquired Billy Brewer (P) from Kansas City for Jose Offerman (INF)
1996	
July 31	Acquired Chad Curtis (OF) from the Detroit Tigers for Joey Eischen (P) and John Cummings (P)
Aug 31	Acquired Dave Clark (OF) from the Pittsburgh Pirates for Carl South
Dec 9	Acquired Jeff Berblinger (IF) from the Detroit Tigers for Deivi Cruz and Juan Hernaiz
1997	
Aug 9	Acquired Hal Garrett (P) from the Pittsburgh Pirates for Eddie Williams (IF)
Aug 12	Acquired Otis Nixon (OF) from the Toronto Blue Jays for Bobby Cripps
Aug 18	Acquired Eric Young (IF) from the Colorado Rockies for Pedro Astacio (P)
Aug 27	Acquired Darren Lewis (OF) from the Chicago White Sox for Chad Fonville (IF)
1998	
May 15	Acquired Bobby Bonilla (IF), Jim Eisenreich (OF), Charles Johnson (C), Gary Sheffield (OF), and Manuel Barrios (RHP) from the Florida Marlins for Mike Piazza (C), and Todd Zeile (IF).
June 4	Acquired Dave Milicki (P) and Greg McMichael (P) from the New York Mets for Hideo Nomo (P) and Brad Clontz (P)
July 4	Acquired Jeff Shaw (P) from the Cincinnati Reds for Paul Konerko (IF) and Dennis Reyes (P)
July 10	Acquired Brian Bohanon (P) from the New York Mets for Greg McMichael (P)
July 23	Acquired Widd Workman (P) from the San Diego Padres for Jim Bruske (P)
July 31	Acquired Mark Grudzielanek (IF), Carlos Perez (P), and Hiram Bocachica (IF) from the Montreal Expos for Wilton Guerrero (IF), Ted Lilly (P), Peter Bergeron (OF) and Jonathon Tucker (IF)
Oct 12	Acquired Scott Prouty (P) from the Seattle Mariners for Eric Weaver (P)
Nov 11	Acquired Mel Rojas (P) from the New York Mets for Bobby Bonilla (IF)
Dec 1	Acquired Todd Hundley (C) and Arnold Gooch (P) from the New York Mets for Charles Johnson (C) and Roger Cedeño (OF)
1999	
Jan 12	Acquired Joe Sutton (C) from the Chicago White Sox for Darren Hall (P)
April 16	Acquired Robinson Checo (P), Apostol Garcia (P) and Rick Roberts from the Detroit Tigers for Dave Milicki (P) and Mel Rojas (P)
May 19	Acquired Doug Bochtler (P) from the Toronto Blue Jays for cash
Nov 8	Acquired Shawn Green (OF) and Jorge Nuñez (IF) from the Toronto Blue Jays for Raul Mondesi (OF) and Pedro Borbon (P)
Dec 12	Acquired Terry Adams (P), Chad Ricketts (P) and Brian Stephenson (P) from the Chicago Cubs for Ismael Valdes (P) and Eric Young (IF)
2000	
April 1	Acquired Kenny Lutz from the Cincinnati Reds for Juan Castro (IF)
June 13	Acquired Al Reyes (P) from the Baltimore Orioles for Alan Mills (P)
June 20	Acquired Jim Leyritz (C/OF) from the New York Yankees for Jose Vizcaino (IF)
July 26	Acquired Ismael Valdez (P) from the Chicago Cubs for Jamie Arnold (P) and Jorge Piedra (IF/OF)
July 31	Acquired Tom Goodwin (OF) from the Colorado Rockies for Todd Hollandsworth (OF), Randy Dorame (P) and Kevin Gibbs (OF)
Aug 6	Acquired Bruce Aven (OF) from the Pittsburgh Pirates for cash
2001	
Feb 25	Acquired Marquis Grissom (OF) and Ruddy Lugo (P) from the Milwaukee Brewers for Devon White (OF)
March 18	Acquired Gary Majewski (P), Andre Simpson (P), and Orlando Rodriguez (P) from the Chicago White Sox for Antonio Osuna (P) and Carlos Ortega (P)
March 28	Traded Mike Judd (P) to the Tampa Bay Devil Rays for a player to be named later
July 13	Acquired McKay Christensen (OF) from the Chicago White Sox for Wade Parrish (P)
July 26	Acquired James Baldwin (P) and cash from the Chicago White Sox for Jeff Barry (OF), Gary Majewski (P) and Onan Masaoka (P)
July 31	Acquired Terry Mulholland (P) from the Pittsburgh Pirates for Adrian Burnside (P) and Mike Fetters (P)
July 31	Acquired Mike Trombley (P) from the Baltimore Orioles for Kris Foster (P) and Geronimo Gil (C)
Nov 9	Acquired Omar Daal (P) from the Philadelphia Phillies for Jesus Cordero (P) and Eric Junge (P)
Dec 13	Acquired Cesar Izturis (IF) and Paul Quantrill (P) from the Toronto Blue Jays for Luke Prokopec (P) and Chad Ricketts (P)
Dec 21	Acquired Dave Roberts (OF) from the Cleveland Indians for Christian Bredenbaugh (P) and Nial Hughes
2002	
Jan 15	Acquired Andrew Brown (P), Odalis Perez (P) and Brian Jordan (OF) from the Atlanta Braves for Gary Sheffield (OF)
March 23	Acquired Guillermo Mota (P) and Wilkin Ruan (OF) from the Montreal Expos for Matt Herges (P) and Jorge Nuñez (IF)
July 22	Acquired Jojbert Cabrera (IF/OF) from the Cleveland Indians for Lance Caraccioli (P)
July 23	Acquired Tyler Houston (IF) and Brian Mallette (P) from the Milwaukee Brewers for Ben Diggins (P) and Shane Nance (P)
July 25	Acquired Tom Farmer (P) and Jason Frasor (P) from the Detroit Tigers for Hiram Bocachica (IF/OF)
July 28	Acquired Paul Shuey (P) from the Cleveland Indians for Francisco Cordero (P), Terry Mulholland (P) and Ricardo Rodriguez (P)
Dec 4	Acquired Todd Hundley (C) and Chad Hermansen (OF) from the Chicago Cubs for Mark Grudzielanek (IF) and Eric Karros (1B)
Dec 16	Acquired Derek Thompson (P) from the Chicago Cubs for cash
2003	
Jan 25	Acquired Daryle Ward (OF) from the Houston Astros for Ruddy Lugo (P)
Jan 27	Acquired Jason Romano (IF/OF) from the Colorado Rockies for Luke Allen (OF)
July 14	Acquired Jeromy Burnitz (OF) from the New York Mets for Jose S. Diaz (P), Victor Diaz (IF) and Kole Strayhorn (P)
July 31	Acquired Robin Ventura (IF) from the New York Yankees for Bubba Crosby (OF) and Scott Proctor (P)
Dec 13	Acquired Jeff Weaver (P), Yhency Brazoban (P) and Brandon Weeden (P) from the New York Yankees for Kevin Brown (P) and cash

All-Time Los Angeles Dodger Trades

2004

March 29 Acquired Jason Grabowski (OF) from the Oakland Athletics for cash
 March 30 Acquired Jayson Werth (OF) from the Toronto Blue Jays for Jason Frasor (P)
 April 1 Acquired Cody Ross (OF) from the Detroit Tigers for Steve Colyer (P) and cash considerations.
 April 3 Acquired Aaron Loper (P) and Ryan Ketchner (P) from the Seattle Mariners for Jolbert Cabrera (IF)
 April 3 Acquired Antonio Perez (IF) from the Tampa Bay Devil Rays for Jason Romano (OF)
 April 4 Acquired Milton Bradley (OF) from the Cleveland Indians for Franklin Gutierrez (OF) and Andrew Brown (P)
 July 30 Acquired Brad Penny (P), Hee-Seop Choi (IF) and Bill Murphy (P) from the Florida Marlins for Guillermo Mota (P), Paul Lo Duca (C) and Juan Encarnacion (OF)
 July 31 Acquired Matt Merricks (P) from the Atlanta Braves for Tom Martin (P)
 July 31 Acquired Brent Mayne (C) and Steve Finley (OF) from the Arizona Diamondbacks for Bill Murphy (P), Koyie Kill (C) and Reggie Abercrombie (OF)
 July 31 Acquired Henri Stanley (OF) from the Boston Red Sox for Dave Roberts (OF)
 Aug 19 Acquired Elmer Dessens (P) and cash from the Arizona Diamondbacks for Jereme Milons (OF)

2005

Jan. 11 Acquired Dioner Navarro (C), William Juarez (P), Dan Muegge (P) and Beltran Perez (P) from Arizona for Shawn Green (OF) and cash
 March 20 Acquired Jason Phillips (C) from the New York Mets for Kazuhisa Ishii (P)
 March 30 Traded David Ross (C) to the Pittsburgh Pirates for cash considerations.
 Aug. 9 Acquired Jose Cruz Jr. (OF) from the Boston Red Sox for a player to be named later (Tony Schrager, IF)
 Dec 13 Acquired Andre Ethier (OF) from the Oakland Athletics for Milton Bradley (OF) and Antonio Perez (IF)

2006

Jan 4 Acquired Jae Seo (P) and Tim Hamulack (P) from the New York Mets for Duaner Sanchez (P) and Steve Schmol (P)
 Jan 14 Acquired Danyes Baez (P) and Lance Carter (P) from the Tampa Bay Devil Rays for Andrew Jackson (P) and Chuck Tiffany (P)
 April 24 Acquired a player to be named later from Cincinnati (Ben Kozlowski) for Cody Ross (OF)
 June 27 Acquired Mark Hendrickson (P), Toby Hall (C) and cash considerations from the Tampa Bay Devil Rays for Jae Seo (P), Dioner Navarro (C) and a player to be named later (Justin Ruggiano)
 July 23 Acquired B.J. LaMura (P) from the Chicago White Sox for Sandy Alomar Jr. (C)
 July 25 Acquired Elmer Dessens (P) from the Kansas City Royals for Odalis Perez (P), Blake Johnson (P), Julio Pimentel (P) and cash considerations
 July 28 Acquired Wilson Betemit (IF) from the Atlanta Braves for Danyes Baez (P), Willy Aybar (IF) and cash considerations
 July 31 Acquired Greg Maddux (P) and cash considerations from the Chicago Cubs for Cesar Izturis (IF)
 Acquired Julio Lugo (IF) from the Tampa Bay Devil Rays for Joel Guzman (IF/OF) and Sergio Pedrosa (OF)
 Aug. 31 Acquired Marlon Anderson (IF/OF) from the Washington Nationals with cash considerations for Jhonny Nunez (P)

2007

March 26 Acquired Brady Clark (OF) and cash considerations from the Milwaukee Brewers for Elmer Dessens (P)
 March 29 Acquired Thomas Perez (IF) from the Chicago Cubs for future considerations
 July 31 Acquired Scott Proctor (P) from the New York Yankees for Wilson Betemit (IF)
 Aug 9 Acquired Mark Sweeney (IF) from the San Francisco Giants for a player to be named later (Travis Denker, IF) or cash

2008

July 26 Acquired Casey Blake (IF) and cash from the Cleveland Indians for Carlos Santana (C) and Jon Meloan (P)
 July 31 Acquired Manny Ramirez (OF) and cash considerations from the Boston Red Sox for Andy LaRoche (IF) and Bryan Morris (P)
 Aug. 19 Acquired Greg Maddux (P) from the San Diego Padres for two players to be named later (Eduardo Perez (P) and Michael Watt (P))

2009

July 30 Acquired George Sherrill (P) from the Baltimore Orioles in exchange for Steve Johnson (P) and Josh Bell (3B)
 Aug. 30 Acquired Ronnie Belliard (IF) from the Washington Nationals in exchange for Luis Garcia (P) and a player to be named later (Victor Garate, P)
 Aug. 31 Acquired Jon Garland (P) from the Arizona Diamondbacks in exchange for cash considerations and a player to be named later (Tony Abreu, IF)
 Aug. 31 Acquired Jim Thome (1B) from the Chicago White Sox in exchange for Justin Fuller (IF)

2010

July 28 Acquired OF Scott Podsednik from the Kansas City Royals in exchange for Lucas May and Elsalu Pimentel (P)
 July 31 Acquired Ted Lilly (P) and Ryan Theriot (IF) from the Chicago Cubs for Blake DeWitt (IF), Kyle Smit (P) and Brett Wallach (P); acquired Octavio Dotel from the Pittsburgh Pirates for James McDonald (P) and Andrew Lambo (OF)
 Sept. 18 Traded Octavio Dotel (P) to the Colorado Rockies for a player to be named later (Anthony Jackson)
 Nov. 30 Acquired Blake Hawksworth (P) from the St. Louis Cardinals for Ryan Theriot (IF)

2011

July 12 Acquired Juan Rivera (OF) from the Toronto Blue Jays in exchange for a player to be named later or cash considerations
 July 31 Acquired Alex Castellanos (OF) from the St. Louis Cardinals in exchange for Rafael Furcal (SS) and cash
 July 31 Acquired Tim Federowicz (C), Stephen Fife (P) and Juan Rodriguez (P) from the Boston Red Sox for Trayvon Robinson (OF)
 Dec. 8 Acquired Tyler Henrich (OF) and Jarrett Martin (P) from the Baltimore Orioles for Dana Eveland (P)

2012

July 24 Acquired Hanley Ramirez (SS) and Randy Choate (P) from the Miami Marlins in exchange for Nathan Eovaldi (P) and Scott McGough (P)
 July 30 Acquired Brandon League (P) from the Seattle Mariners in exchange for minor leaguers Leon Landry (OF) and Logan Bawcom (P)
 July 31 Acquired Shane Victorino (OF) from the Philadelphia Phillies in exchange for Josh Lindblom (P), Ethan Martin (P) and Stefan Jarrin (IF)
 Aug. 3 Acquired Joe Blanton (P) from the Philadelphia Phillies in exchange for a player to be named later (RHP Ryan O'Sullivan)
 Aug. 25 Acquired Adrian Gonzalez (1B), Carl Crawford (OF), Josh Beckett (P), Nick Punto (IF) and cash from the Boston Red Sox in exchange for James Loney (1B), Allen Webster (P), Ivan De Jesus (IF), Rubby De La Rosa (P) and Jerry Sands (OF)

2013

April 6 Acquired Ramon Hernandez (C) from the Colorado Rockies in exchange for Aaron Harang (P) and cash considerations
 July 2 Acquired Carlos Marmol (P) and cash considerations from the Chicago Cubs in exchange for Matt Guerrier (P) and cash considerations
 July 6 Acquired Ricky Nolasco (P) from the Miami Marlins in exchange for Josh Wall (P), Steven Ames (P) and Angel Sanchez (P)
 July 31 Acquired Drew Butera (C) from the Minnesota Twins in exchange for a player to be named later (LHP Miguel Sulbaran) or cash
 Aug. 31 Acquired Michael Young (IF) and cash considerations from the Philadelphia Phillies in exchange for Rob Rasmussen (P)

2014

April 6 Acquired Colt Hynes (P) from Cleveland in exchange for Duke von Schamann. (P)
 July 28 Acquired Darwin Barney (IF) from the Chicago Cubs with cash considerations in exchange for a player to be named later (Jonathan Martinez, P)
 Aug. 7 Acquired Roberto Hernandez (P) from Philadelphia in exchange for two players to be named later (Victor Arano, P and Jesmuel Valentin, IF) or cash considerations
 Aug. 9 Acquired Kevin Correia (P) from Minnesota in exchange for a player to be named later or cash considerations
 Nov. 17 Acquired Kyle Jensen (1B) from Miami in exchange for Crag Stem (P)
 Nov. 20 Acquired Joel Peralta (P) and Adam Liberatore (P) from Tampa Bay for Jose Dominguez (P) and Greg Harris (P)
 Nov. 22 Acquired Mike Bolsinger (P) from Arizona in exchange for cash considerations
 Nov. 24 Acquired Juan Nicasio (P) from Colorado in exchange for Noel Cuevas (OF)
 Nov. 26 Traded Ryan Jackson (IF) to Kansas City for cash considerations
 Dec. 2 Acquired Chris Heisey (OF) from Cincinnati in exchange for Matt Magill (P)
 Dec. 9 Traded Drew Butera (C) to the Angels for Matt Long (OF)
 Dec. 10 Acquired Austin Barnes (C), Chris Hatcher (P), Kike Hernandez (IF) and Andrew Heaney from Miami for Dee Gordon (IF), Dan Haren (P) and Miguel Rojas (IF)
 Dec. 10 Acquired Howie Kendrick (IF) from the Angeles in exchange for Andrew Heaney (P)
 Dec. 18 Acquired Yasmani Grandal (C), Joe Wieland (P) and Zach Eflin (P) from San Diego in exchange for Matt Kemp (OF) and Tim Federowicz (C)
 Dec. 18 Traded Jarrett Martin (P) to Milwaukee in exchange for Shawn Zarraga (C)

All-Time Los Angeles Dodger Trades

Dec. 19	Acquired Jimmy Rollins (SS) from Philadelphia in exchange for Tom Windle (P) and Zach Eflin (P)
2015	
April 9	Acquired Ryan Webb (P), Brian Ward (C) and a 2016 competitive balance round B pick from Baltimore in exchange for Chris O'Brien (C) and Ben Rowen (P)
May 23	Acquired Eric Surkamp (P) from the Chicago White Sox in exchange for Blake Smith (P)
May 27	Acquired Alberto Callaspo (IF), Juan Jaime (P), Eric Stults (P) and Ian Thomas (P) from Atlanta in exchange for Juan Uribe (3B) and Chris Withrow (P)
July 30	Acquired Bronson Arroyo (P), Luis Avilan (P), Jim Johnson (P), Jose Peraza (IF) and Alex Wood (P) from Atlanta and Mat Latos and Michael Morse (IF/OF) from Miami in exchange for sending Zach Bird (P), Hector Olivera (IF) and Paco Rodriguez (P) to Atlanta and Victor Araujo (P), Jeff Brigham (P) and Kevin Guzman (P) to Miami. Atlanta received a 2016 competitive balance round A pick from Miami
July 31	Acquired Jose Tabata and cash considerations from Pittsburgh in exchange for Michael Morse
Aug. 19	Acquired Chase Utley (IF) and cash considerations from Philadelphia or Darnell Sweeney (OF/IF) and John Richy (P)
Aug. 31	Acquired Justin Ruggiano (OF) from Seattle in exchange for a player to be named later or cash
	Acquired Chris Heisey (OF) from Toronto in exchange for a player to be named later or cash
Sept. 13	Acquired Jack Murphy (C) from Toronto in exchange for Darwin Barney (IF)
Dec. 16	Acquired Micah Johnson (IF), Frankie Montas (P) and Trayce Thompson (OF) from the Chicago White Sox for sending Brandon Dixon (IF/OF), Jose Peraza (IF) and Scott Schebler (OF) to Cincinnati. Cincinnati sent Todd Frazier (3B) to Chicago
Dec. 18	Acquired Tyler Olson (P) from Seattle in exchange for a player to be named later or cash
2016	
Jan. 12	Acquired Erick Mejia (IF) from Seattle in exchange for Joe Wieland (P)
Jan. 12	Acquired Rob Segedin (IF/OF) and a player to be named later or cash considerations from New York (AL) in exchange for Ronald Torreyes (INF) and Tyler Olsen (P)
April 10	Acquired James Ramsey (OF) and Zach Walters (IF) from Cleveland in exchange for cash considerations
June 19	Acquired Chris Taylor (IF) from Seattle in exchange for Zach Lee (P)
June 30	Acquired Bud Norris (P), Dian Toscano (OF), Alec Grosser (P) and cash considerations from Atlanta in exchange for Philip Pfeifer (P) and Caleb Dirks (P)
Aug. 1	Acquired Josh Reddick (OF) and Rich Hill (P) from Oakland in exchange for Jharel Cotton (P), Grant Holmes (P) and Frankie Montas (P); acquired Jesse Chavez (P) and cash considerations from Toronto in exchange for Mike Bolsinger (P); acquired Josh Fields (P) from Houston in exchange for Yordan Alvarez (IF)
Aug. 25	Acquired Carlos Ruiz (C) and cash considerations from Philadelphia in exchange for A.J. Ellis (C), Tommy Bergjans (P) and a player to be named later or cash considerations
Nov. 7	Acquired Vidal Nuno (P) from Seattle in exchange for Carlos Ruiz (C)
Nov. 11	Acquired Darin Ruf (OF) and Darnell Sweeney (OF) from Philadelphia for Howie Kendrick (IF/OF)
2017	
Jan. 13	Acquired future considerations from the Atlanta Braves for Micah Johnson (IF)
Jan. 23	Acquired Logan Forsythe (2B) from Tampa Bay in exchange for Jose DeLeon (P)
Jan. 25	Acquired Brett Eibner (OF/IF) from the Oakland Athletics in exchange for Jordan Tarsovich (3B)
Jan. 30	Acquired cash considerations from the Cleveland Indians for Carlos Frias (P)
Feb. 19	Acquired Ryan Moseley (P) from the Baltimore Orioles in exchange for Vidal Nuno (P)
March 1	Acquired Drew Jackson (IF) and Aneurys Zabala (P) from the Seattle Mariners in exchange for Chase DeJong (P)
April 10	Acquired Joe Gunkel (P) from the Baltimore Orioles for future considerations
May 28	Acquired future considerations from the Cincinnati Reds in exchange for Darnell Sweeney (OF/IF)
June 2	Acquired Jason Wheeler (P) from the Minnesota Twins in exchange for cash considerations
July 2	Acquired international bonus pool money from the Baltimore Orioles in exchange for Jason Wheeler (P)
July 11	Acquired Todd Cunningham (OF) from the St. Louis Cardinals in exchange for cash considerations
July 22	Traded Sergio Romo (P) to the Tampa Bay Rays in exchange for future considerations
July 28	Acquired Luke Farrell (P) from the Kansas City Royals in exchange for cash considerations
July 31	Acquired Yu Darvish (P) from the Texas Rangers in exchange for Willie Calhoun (OF/IF), Brendon Davis (IF) and A.J. Alexy (P)
July 31	Acquired Tony Watson (P) from the Pittsburgh Pirates in exchange for Oneil Cruz (IF) and Angel German (P)
July 31	Acquired Tony Cingrani (P) from the Cincinnati Reds in exchange for Scott Van Slyke (OF/IF) and Hendrik Clementina (C/IF)
Aug. 15	Traded Chris Hatcher (P) to the Oakland Athletics for international bonus pool money
Aug. 18	Acquired Curtis Granderson (OF) and cash considerations from the New York Mets in exchange for Jacob Rhampe (P)
Nov. 20	Traded Josh Ravin (P) to the Atlanta Braves in exchange for cash considerations
Dec. 16	Acquired Matt Kemp (OF) from the Atlanta Braves in exchange for Charlie Culberson (IF), Adrian Gonzalez (1B), Scott Kazmir (P) and Brandon McCarthy (P)
2018	
Jan. 2	Acquired Dylan Baker from the Milwaukee Brewers for cash considerations
Jan. 4	Acquired Scott Alexander (P) and Jake Peter (IF) in exchange for Trevor Oaks (P) and Joaquin Soria (P) in a three-team deal with the Royals and White Sox
March 31	Acquired Brevic Valera (IF) from the St. Louis Cardinals in exchange for Johan Mises (OF)
April 2	Acquired Jesus Liranzo (P) from the Baltimore Orioles for Luis Ysla (P)
April 17	Acquired Ariel Hernandez (P) from the Cincinnati Reds in exchange for Ibandel Isabel (IF) and Zach Neal (P)
April 18	Acquired cash considerations from the Arizona Diamondbacks in exchange for Tyler Pili (P)
April 23	Acquired Logan Salvo (P) from the Oakland Athletics in exchange for Wilmer Font (P)
June 1	Acquired cash considerations from the Miami Marlins in exchange for Peter O'Brien (OF)
July 4	Acquired Dylan Floro (P), Zach Neal (P) and international bonus slot money from the Cincinnati Reds in exchange for James Marinaro (P) and Aneurys Zabala (P)
July 18	Acquired Manny Machado (SS) from the Baltimore Orioles in exchange for Yusniel Diaz (OF), Breyvic Valera (IF), Rylan Bannon (IF), Dean Kremer (P) and Zach Pop (P)
July 31	Acquired Brian Dozier (IF) from the Minnesota Twins in exchange for Logan Forsythe (IF), Devin Smeltzer (P) and Luke Raley (IF/OF)
July 31	Acquired John Axford (P) from the Toronto Blue Jays in exchange for Corey Copping (P)
Aug. 31	Acquired David Freese (IF) from the Pittsburgh Pirates in exchange for Jesus Valdez (IF)
Aug. 31	Acquired Ryan Madson (P) from the Washington Nationals in exchange for Andrew Imler (P)
Nov. 1	Acquired Justin Yurchak (IF) from the Chicago White Sox in exchange for Manny Banuelos (P)
Nov. 21	Acquired Drew Finley (P) and cash considerations from the New York Yankees in exchange for Tom Locastro (IF)
Nov. 28	Acquired Adam McCreery (P) from the Atlanta Braves in exchange for cash considerations
Dec. 21	Acquired Homer Bailey (P), Jeter Downs (IF) and Josiah Gray (P) from the Cincinnati Reds in exchange for Kyle Farmer (IF/C), Matt Kemp (OF), Yasiel Puig (OF) and Alex Wood (P)
2019	
Jan. 8	Acquired Jaime Schultz (P) from Tampa Bay for Caleb Sampen (P)
Jan. 11	Traded for Russell Martin (C) and cash from Toronto in exchange for Ronny Brito (IF) and Andrew Sopko (P)
May 10	Traded Travis d'Arnaud (C) to Tampa Bay
May 10	The Chicago White Sox purchased Paulo Orlando (OF) from the Los Angeles Dodgers

All-Time Los Angeles Dodger Trades

July 3	Acquired Casey Sadler (P) from Tampa Bay for Nathan Witt (P)
July 12	Traded Adam McCreery (P) to the Los Angeles Angels
July 12	Traded Josh Thole (C) to the Los Angeles Angels
July 17	Traded Justin Grimm (P) to the Cincinnati Reds
July 25	Acquired Tyler White (IF) from Houston for Andre Scrubb (P)
July 29	Acquired Zac Ross (P) from the Seattle Mariners
July 29	Acquired Kristopher Negron (IF) from the Seattle Mariners in exchange for Daniel Castro
July 31	Traded Rocky Gale (C) to Tampa Bay
July 31	Acquired Jedd Gyorko (IF), cash and international bonus slot money from St. Louis for Jeffrey Abreu (P) and Tony Cingrani (P).
July 31	Acquired Adam Kolarek (P) from Tampa Bay in exchange for Niko Hulsizer (OF).
Aug. 9	Purchased Jose Lobaton (C) from the Seattle Mariners.
2020	
Feb. 10	Traded Kenta Maeda (P) and Jair Camargo (C) and cash to Minnesota for Brusdar Graterol (P) and Luke Raley (OF)
Feb. 10	Traded for Mookie Betts (OF) and David Price (P) from Boston for Alex Verdugo (OF), Connor Wong (C) and Jeter Downs (IF)
Feb. 15	Traded Kyle Gattick (OF) to Philadelphia for Tyler Gilbert (P)
Aug. 31	Traded Ross Stripling (P) to Toronto for Kendall Williams (P)
Dec. 2	Traded for Corey Knebel (P) from Milwaukee for Leo Crawford (P)
Dec. 29	Acquired Garrett Cleavinger (P) from Philadelphia and traded Dillon Paulson (1B) to Tampa Bay in three-team exchange
2021	
Feb. 12	Traded for Alex Vesia (P) and Kyle Hurt (P) from Miami for Dylan Floro (P)
Feb. 12	Traded for Sheldon Neuse (3B) and Gus Varland (P) from Oakland for Adam Kolarek (P) and Cody Thomas (OF)
May 15	Traded for Yoshitomo Tsutsugo (1B) from Tampa Bay for a player to be named late or cash considerations
June 17	Traded for Kelvin Bautista (P) from Texas for Dennis Santana (P)
July 10	Traded Hugo BelpTRAN (P) to Baltimore for cash
July 21	Traded for Billy McKinney (OF) from New York for Carlos Rincon (P)
July 29	Traded for Danny Duffy (P) and cash from Kansas City for player to be named later (Zach Willeman (P))
July 30	Traded for Max Scherzer (P) and Trea Turner (SS) from Washington for Gerardo Carrillo (P), Donovan Casey (OF) and Keibert Ruiz (C)
Aug. 31	Traded for Andrew Vasquez (P) from Minnesota for Stevie Berman (C)
Nov. 22	Traded Billy McKinney (OF) and Zach Reks (OF) to Texas for cash considerations
2022	
March 18	Traded for Tanner Dodson (P) from Tampa Bay for Luke Raley (OF)
March 28	Traded for River Ryan (P/OF) from San Diego for Matt Beaty (OF)
April 1	Traded for Craig Kimbrel (P) from Chicago for A.J. Pollock (OF)
June 20	Traded for Trayce Thompson (OF) from Detroit for cash considerations
July 30	Traded for Chris Martin (P) from Chicago for Zach McKinstry (OF)
Aug. 1	Traded for German Tapia (OF) from Tampa Bay for Garrett Cleavinger (P)
Aug. 2	Traded for Nick Frasso (P) and Moises Brito (P) from Toronto for Mitch White (P) and Alex De Jesus (IF)
Aug. 2	Traded for Joey Gallo (OF) from New York for Clayton Beeter (P)
Aug. 2	Traded for Jake Lamb (OF) from Seattle for cash considerations
Dec. 14	Traded for J.P. Feyerherzen (P) from Tampa Bay for Jeff Belge (P)
Dec. 15	Traded for Yonny Hernandez (IF) from Oakland for cash considerations
2023	
Jan. 11	Traded for Miguel Rojas (IF) from Miami for Jacob Amaya (IF)
June 1	Traded for Ricky Vinasco (P) from Texas for Luis Valdez (P)
June 22	Traded Tayler Scott (P) to Boston for cash considerations
June 25	Traded Andre Jackson (P) to Pittsburgh for cash considerations
July 4	Traded for Pat Valaika (IF) from Seattle for cash considerations
July 12	Traded for Tyson Miller (P) from Milwaukee for cash considerations
July 25	Traded for Enrique Hernandez (IF) from Boston for Nick Robertson (P) and Justin Hagenman (P)
July 26	Traded for Amed Rosario (IF) from Cleveland for Noah Syndergaard (P) and cash considerations
July 28	Traded for Lance Lynn (P) and Joe Kelly (P) from Chicago (AL) for Trayce Thompson (OF), Nick Nastrini (P) and Jordan Leasure (P)
Aug. 4	Traded Kole Calhoun (OF) to Cleveland for cash considerations
Dec. 11	Traded for Trey Sweeney (IF) from New York (AL) for Victor Gonzalez (P) and Jorbit Vivas (IF)
Dec. 16	Traded for Tyler Glasnow (P) and Manuel Margot (OF) from Tampa Bay for Ryan Pepiot (P) and Jonny Deluca (OF)
2024	
Jan. 3	Traded LHP Bryan Hudson to Milwaukee Brewers for LHP Justin Chambers.
Jan. 11	Traded 2B Michael Busch and RHP Yency Almonte to Chicago Cubs for LHP Jackson Ferris and OF Zylhir Hope
Feb. 5	Traded LHP Caleb Ferguson to New York Yankees for LHP Matt Gage and RHP Christian Zazueta.
Feb. 26	Traded SS Rayne Doncon, CF Manuel Margot and cash to the Minnesota Twins for SS Noah Miller.
March 4	Acquired 3B Andre Lipcius from Detroit Tigers.
March 26	Traded LHP T.J. McFarland to Oakland Athletics for cash.
Apr. 2	Acquired LHP Nick Ramirez from New York Yankees for cash.
Apr. 6	Traded LHP Benony Robles to the Philadelphia Phillies for RHP Connor Brogdon.
May 17	Acquired RHP Anthony Banda from Cleveland Guardians for cash.
May 20	Acquired RHP Yohan Ramirez from New York Mets for cash.
June 1	Traded SS Elio Campos to Atlanta Braves for cash.
June 12	Traded RHP Braydon Fisher to Toronto Blue Jays for 2B Cavan Biggio and cash.
June 13	Acquired LHP Jose Hernandez from Pittsburgh Pirates for cash.
July 7	Traded LHP Matt Gage to New York Mets for cash.
July 26	Traded LHP James Paxton to Boston Red Sox for SS Moises Bolivar.
July 29	Traded RHP Michael Flynn to Tampa Bay Rays for SS Amed Rosario.
July 29	Traded RHP Ricky Vinasco to Detroit Tigers for cash.
July 29	Traded 3B Miguel Vargas, SS Alexander Albertus, SS Jeral Perez and a player to be named later or cash considerations to Chicago White Sox. Acquired RHP Michael Kopech from the Chicago White Sox. Acquired IF-OF Tommy Edman and RHP Oliver Gonzalez from the St. Louis Cardinals. (Chicago White Sox traded RHP Erick Fedde, OF Tommy Pham and cash considerations to the St. Louis Cardinals.)
July 30	Traded C Thayron Liranzo and SS Trey Sweeney to the Detroit Tigers for RHP Jack Flaherty.
July 30	Traded LHP Ryan Yarbrough to the Toronto Blue Jays for CF Kevin Kiermaier and cash.

This Date in Dodger History

January 1, 2008: The Dodgers enter their first float in the Rose Parade, beginning a year-long celebration of the team's 50th anniversary in Los Angeles.

January 1, 2014: Vin Scully serves as the Grand Marshal of the Rose Parade.

January 5, 1982: Dodger announcer Vin Scully is elected to the Hall of Fame.

January 10, 1984: Don Drysdale is elected to the Hall of Fame.

January 17, 1958: The Dodgers complete arrangements to play home games in the Los Angeles Memorial Coliseum for the 1958 and 1959 seasons.

January 19, 1972: Sandy Koufax becomes the youngest member to be elected to the Hall of Fame at the age of 36.

January 23, 1962: Jackie Robinson is elected to the Hall of Fame just days shy of his 43rd birthday.

January 29, 1967: Former Dodger President and General Manager Branch Rickey is elected into the Hall of Fame.

January 29, 1984: Frank McCourt becomes the fourth owner of the Los Angeles Dodgers.

February 1, 2008: The Dodgers sign free agent outfielder Kirk Gibson.

March 1, 2009: The Dodgers play their first-ever game at Camelback Ranch-Glendale

March 2, 2005: Hall of Famer Jackie Robinson is honored posthumously by receiving the Congressional Gold Medal during ceremonies in the rotunda of the United States Capitol building in Washington, DC.

March 4, 1912: Groundbreaking ceremonies are held for the construction of Ebbets Field.

March 8, 1966: Casey Stengel is elected to the Hall of Fame.

March 11, 1953: Holman Stadium in Vero Beach is dedicated to Bud L. Holman. The Dodgers beat the Philadelphia Athletics, 4-2, in front of 5,532.

March 15, 1970: Peter O'Malley becomes president of the Dodgers, succeeding his father, Walter, who assumes the position of chairman of the board.

March 15, 2008: The Dodgers host the Padres at Wukesong Stadium in Beijing, in Major League Baseball's first-ever game on Chinese soil.

March 17, 2008: The Dodgers play their last Spring Training game at Holman Stadium in Vero Beach, FL. Vero Beach hosted the Dodgers during Spring Training for 60 years.

March 20, 2024 : In their second Opening Day outside North America, the Dodgers kick off the 2024 MLB regular season in Seoul, South Korea with a 5-2 victory over the San Diego Padres.

March 21, 1987: The Dodgers dedicate Campo Las Palmas in the Dominican Republic, a camp designed for young Latin players to help further the growth of baseball.

March 22, 2014: The Dodgers opened the 2014 season at the Sydney Cricket Ground in Sydney, Australia, with their first-ever regular-season games played outside of North America, defeating the Diamondbacks 3-1.

March 22, 2017: The United States wins its first World Baseball Classic, defeating Puerto Rico, 8-0, in the final held at Dodger Stadium in front of 51,565 fans.

March 28, 2018: Clayton Kershaw makes his eighth consecutive Opening Day start, a Dodger franchise record

March 28, 2019: Dodgers clubbed a Major League record eight homers on Opening Day, and tied a franchise record for homers in a game (also, 5/22/2002 at MIL) and clubbed an MLB record eight homers on Opening Day, surpassing the 2018 Chicago White Sox (6) and the 1988 New York Mets (6) for most all-time in the opener.

March 29, 2008: A Guinness World Record 115,300 fans watch the Dodgers take on the Boston Red Sox in an exhibition at the Los Angeles Memorial Coliseum that raises more than \$2 million dollars for ThinkCure!, the team's official charity.

March 31, 2011: Don Mattingly picks up his first win as Dodger Manager as Los Angeles defeats San Francisco 2-1 on Opening Day at Dodger Stadium.

April 2, 1962: The California Angels and Los Angeles Dodgers play their first game ever against each other, as the Angels edge the Dodgers, 6-5 and begin the Freeway Series.

April 3, 2016: Rookie manager Dave Roberts wins his first Major League game as a Dodger, 15-0, over the San Diego Padres, the largest Opening Day victory in Dodgers' history.

April 3, 2006: A Dodger Stadium regular season-record crowd of 56,000 fans sees the Dodgers face the Braves on Opening Day.

April 5, 1913: Ebbets Field opens as 25,000 fans see the Brooklyn Dodgers, behind Nap Rucker, beat New York, 3-2, in an exhibition game. Casey Stengel hits the first home run in the new ballpark.

April 6, 2005: The Dodgers are recognized by *Guinness World Records* Book as having registered the "Highest Cumulative Attendance for a Baseball Franchise."

April 7, 1969: Bill Singer is credited with the first official save in baseball history

April 8, 1994: Atlanta Braves' Kent Mercker no-hits the Dodgers, 6-0, becoming the fifth opposing pitcher to no-hit the Dodgers since they came to Los Angeles and is only the second no-hitter by an opponent at Dodger Stadium. Dodger rookie pitcher Chan Ho Park also makes his history Major League debut, pitching the ninth inning.

April 8, 2015: Adrian Gonzalez became the first player in Major League history to slug five home runs in his team's first three games of the season.

April 9, 1913: The Brooklyn Dodgers play their first regular-season game at Ebbets Field as Nap Rucker blanks Philadelphia, 1-0.

April 9, 1981: Fernando Valenzuela makes his first Major League start, substituting for Jerry Reuss, on Opening Day and blanks the Astros, 2-0.

April 10, 1962: Dodger Stadium opens with 52,564 fans in attendance to see the Dodgers and Reds, with Cincinnati winning, 6-3.

April 11, 2016: The Dodgers and the city of Los Angeles dedicate Vin Scully Avenue in honor of Hall of Famer Vin Scully, who completed his 67th and final season in the broadcast booth for the Dodgers in 2016.

April 11, 1947: Jackie Robinson becomes the first African-American player to sign a Major League contract as he does so with the Brooklyn Dodgers.

April 11, 1962: Jim Gilliam homers and Sandy Koufax goes the distance as the Dodgers beat the Reds, 6-2 in the club's first win at Dodger Stadium.

April 13, 1954: Future Hall of Famer Walter Alton makes his debut as a Dodger manager, the first of 23 consecutive seasons with the club.

April 13, 2012: Aaron Harang establishes a franchise record by striking out nine consecutive Padre hitters, breaking Johnny Podres' old mark. He finished the night with 13 Ks in 6.1 innings, tying his career high for strikeouts (Sept. 29, 2007) and became the first Dodger pitcher in the last 90 seasons to have 13 or more strikeouts in a game when pitching fewer than 7.0 innings.

April 13, 2022: Clayton Kershaw fires 7 perfect innings in the 1st start of his 2022 season before being pulled after throwing just 80 pitches over 7 innings. He struck out 13 of the 21 batters he faced on the day

April 13, 2009: In the club's home opener, Orlando Hudson becomes the second L.A. Dodger to hit for the cycle and the first since Wes Parker in 1970. The contest against the Giants was Hudson's first home game as a Dodger.

April 14, 1964: Sandy Koufax tosses a 4-0 shutout over the Cardinals in the only Opening Day start of his career.

April 15, 1947: Jackie Robinson plays his first Major League game, thus becoming the first African-American player to play in the Majors.

April 15, 2009: At 21 years and 27 days, left-hander Clayton Kershaw becomes the youngest pitcher in L.A. Dodger history to strike out at least 13 batters in game, when he fans 13 against the Giants.

April 15, 2017: A first-of-its-kind statue dedicated to Jackie Robinson is unveiled on the Reserve Level at Dodger Stadium, commemorating the 70th anniversary of his Major League debut.

April 16, 1983: Playing for the Padres at Dodger Stadium, former Dodger Steve Garvey appears in his 1,118th consecutive Major League game to set a NL record.

April 18, 1950: Vin Scully joins Red Barber and Connie Desmond in the broadcast booth.

April 18, 1958: Before a crowd of 78,672 at the Coliseum, the Dodgers play their first game in Los Angeles and defeat the San Francisco Giants, 6-5.



Ebbets Field

This Date In Dodger History

April 19, 1890: The Dodgers (a.k.a. Bridegrooms) play their first National League game at Washington Park and lose to the Boston Braves, 15-9.

April 19, 1956: In the first Dodger game played at Roosevelt Stadium in New Jersey, Roy Campanella collects his 1,000th Major League hit.

April 21, 1890: The Dodgers win their first National League game with a 7-6 decision over the Braves.

April 21, 1967: After 737 games in Los Angeles, Dodger fans experience the first rainout since the club's move West.

April 21, 2024: Shohei Ohtani hits his 176th career MLB home run, passing Hideki Matsui for the most by a Japanese-born MLB player.

April 22, 1958: The first night game in Los Angeles is played at the Coliseum as the Dodgers defeat the Chicago Cubs, 4-2.

April 23, 1958: Pee Wee Reese plays in his 2,000th game and Gil Hodges hits his 300th homer.

April 24, 1962: Sandy Koufax ties his own team record by striking out 18 Cubs in a 10-2 victory.

April 25, 1976: Rick Monday of the Cubs saves the American flag as he rescues it from two dissidents who try to burn it in the Dodger Stadium outfield. The following season, Monday begins an eight-year career with the Dodgers.

April 27, 1891: The Dodgers play their first home game at Eastern Park, the second of seven ballparks they would call home in franchise history.

April 27, 1929: Brooklyn Dodgers relief pitcher Clise Dudley becomes the first player to hit a home run on the first Major League pitch thrown to him.

April 28, 1985: Fernando Valenzuela sets a MLB record of 41 consecutive innings without allowing an earned run to start the season.

April 29, 2017: L.A. hits back-to-back-to-back home runs (Yasiel Puig, Cody Bellinger and Justin Turner) to tie the game in the ninth inning against the Phillies, the first time a big league team hit three consecutive home runs to tie the game since the Dodgers accomplished the same feat in 2006.

April 29, 2024: The Dodgers go without a strikeout, for the first time since August 28, 2006, across 44 plate appearances in an 8-4 victory at Arizona.

April 30, 2014: The Dodgers reached 10,000 wins with a 6-4 victory over the Twins.

April 30, 2012: Matt Kemp rips his 12th home run of the month, setting a new Dodger franchise record for homers in April

April 30, 2011: Andre Ethier goes 2-for-4 to set a Major League record for the longest all-time April hitting streak at 26 games, passing Joe Torre's old mark of 22 games set in 1971.

April 30, 2022: Clayton Kershaw strikes out Spencer Torkelson in the 4th inning of his start against the Detroit Tigers. In doing so, he records his 2,697th career strikeout, passing Don Sutton to become the all-time strikeout leader in Dodgers franchise history

May 1, 1920: The Dodgers and the Boston Braves play 26 innings -- the longest in Major League history only to tie the Boston Braves, 1-1. Dodger pitcher Leon Cadore pitches all 26 innings, including 20 consecutive scoreless innings.

May 2, 2012: The new Dodger ownership group that includes Mark R. Walter as its controlling partner, as well as Earvin "Magic" Johnson, Peter Guber, Stan Kasten, Bobby Patton and Todd Boehly are introduced to the media and fans at a news conference at Dodger Stadium. On May 5 at Wrigley Field, the Dodgers 5-1 victory over the Cubs becomes the first win in the Guggenheim Baseball Management era.

May 2, 2021: AJ Pollock (8) and Matt Beatty (7) become the first Dodger teammates in franchise history to both drive in 7+ runs in the same game in a 16-4 win in Milwaukee

May 3, 2017: Vin Scully is inducted into the Dodgers' Ring of Honor, becoming the first non-uniformed member of the organization to be recognized with an official retirement ceremony

May 4, 2018: Walker Buehler, Tony Cingrani, Yimi Garcia and Adam Liberatore combine for a no-hitter against the San Diego Padres 4-0 in a game played on foreign soil in Monterrey, Mexico

May 6, 2009: The Dodgers establish a modern-day record by winning their 13th consecutive home game to start the season and also tie a Dodger Stadium record for the club's longest home winning streak in the ballpark's 47-year history.

May 6, 2011: Andre Ethier picks up three hits at New York-NL to extend his hitting streak to 30 games, the second-longest run in franchise history. He would go 0-for-4 the next day, bringing the streak, which started on April 2, to an end.

May 7, 1959: A Major League-record 93,103 fans salute Roy Campanella as the Dodgers and Yankees play an exhibition game in the Los Angeles Coliseum.

May 7, 1970: Wes Parker becomes the first L.A. Dodger to hit for the cycle in a game against the New York Mets.

May 11, 1963: Sandy Koufax pitches a no-hitter against the San Francisco Giants and the Dodgers win, 8-0.

May 12, 1956: In the first no-hitter to be nationally televised, Carl Erskine blanks the Giants, 3-0, and records his second no-hitter.

May 13, 1958: Charlie Neal's opposite-field home run becomes the first to clear the right field fence at the Coliseum

May 13, 1991: Mike Scioscia catches his 1,219th game as a Dodger to become the all-time leader in games caught in L.A. history.

May 13, 2004: After singing the National Anthem and God Bless America prior to the game against the Cubs, Jose Lima turned in the longest relief outing of his career, posting 5.2 scoreless innings.

May 14, 1968: Don Drysdale starts his 58 consecutive scoreless inning streak with a 1-0 shutout of the Cubs.

May 17, 2008: Chan Ho Park, Hong-Chih Kuo, and Takashi Saito are the first trio of pitchers from different Asian countries to pitch all nine innings of a big league game.

May 20, 1972: In the fastest game ever at Dodger Stadium (one hour, 30 minutes), Al Downing two-hits Houston, 3-0.

May 21, 2008: Hiroki Kuroda and Takshi Saito are the first Japanese starter and reliever to record the win and the save in the same big league game.

May 23, 2002: Shawn Green becomes the 14th player in Major League history to hit four home runs in a game as the Dodgers rout Milwaukee, 16-3. Green sets a Major League record with 19 total bases and ties a Major League mark scoring six runs. The club sets a new team record with eight home runs.

May 24, 1972: Willie Davis becomes the first Los Angeles Dodger to get six hits in a 16-inning game against the New York Mets.

May 25, 2014: Josh Beckett tosses his first career no-hitter against the Phillies at Citizens Bank Park and the 21st no-hitter in franchise history.

May 26, 1971: Maury Wills singles in the fifth inning vs. San Francisco for the 2,000th hit of his career.

May 27, 1957: The Dodgers and Giants are granted permission to move to the West Coast by National League club owners.

May 28, 2001: Paul Lo Duca ties a Dodger record by recording six hits against Colorado as they outlast the Rockies, 7-6, in 11 innings. Shawn Green has four hits, including the game-winner.

May 30, 1962: Maury Wills homers right-handed and left-handed in a game as the Dodgers sweep a doubleheader against the Mets.

May 31, 1968: Don Drysdale's consecutive scoreless streak continues when umpire Harry Wendelstedt rules Giants' Dick Dietz did not attempt to get out of the way of Drysdale's bases-loaded pitch (streak ends on June 8 at 58.2 innings pitched).

June 1, 1955: Duke Snider becomes the first Dodger to hit three homers in a game on two separate occasions when he does it for the second time at Ebbets Field against the Braves.

June 3, 2016: Corey Seager launches three solo home runs, becoming the first Dodger rookie to hit three in a game. Seager was the first rookie shortstop in MLB history to have a three-homer game and the sixth youngest player overall to accomplish the feat.

June 3, 1958: Voters elect to allow the Dodgers to purchase land in Chavez Ravine for the new stadium.

June 3, 1983: Second baseman Steve Sax and catcher Dave Sax become the first brothers to start in the same game for the Dodgers in a contest against the New York



On June 4, 1972, (Left To Right) Hall Of Famers Jackie Robinson, Roy Campanella And Sandy Koufax Become The First Players To Have Their Uniform Numbers Retired By The Dodgers. Ceremonies Were Held During Oldtimers Day Festivities At Dodger Stadium.

This Date In Dodger History

- Mets.
- June 3, 1989:** The Dodgers play their longest game in team history, seven hours and 14 minutes, but lose to the Houston Astros, 5-4, in an L.A.-record 22 innings. The Dodger use a team-record nine pitchers, including infielder Jeff Hamilton.
- June 4, 1972:** Jackie Robinson (42), Roy Campanella (39) and Sandy Koufax (32) have their uniform numbers retired at Dodger Stadium.
- June 4, 1964:** Sandy Koufax throws his third no-hitter, the only one on the road, by fanning 12 Philadelphia batters and winning, 3-0.
- June 4, 1990:** Ramon Martinez strikes out 18 Atlanta batters in a 6-0 win over the Braves to tie the Dodger record of Sandy Koufax.
- June 5, 1977:** Walter Alston, Dodger manager for 23 years, has his number (24) retired.
- June 8, 1955:** Pitcher Tommy Lasorda is optioned to the Dodgers' Triple-A affiliate Montreal to make room on the club for Sandy Koufax.
- June 9, 1982:** Dodger broadcaster Vin Scully has his star placed on the Hollywood Walk of Fame.
- June 10, 1975:** Davey Lopes steals second base against Montreal to begin his MLB-record string of 38 consecutive stolen bases.
- June 12, 2005:** Hee-Seop Choi slugs three home runs vs. Minnesota, marking the 16th time in franchise history that a player has accomplished that feat and the first Major Leaguer of Asian descent to go deep three times in a game. He would hit three more homers over the next two games for a total of six in three games, becoming just the 12th player in Major League history to accomplish that feat.
- June 13, 2014:** Clayton Kershaw starts his 41.0 consecutive scoreless innings streak with a 4-3 victory over the Diamondbacks.
- June 14, 1995:** Hideo Nomo breaks a 41-year-old Dodger rookie record as he records 16 strikeouts in an 8-5 victory over the Pirates. The franchise mark was previously held by Karl Spooner, who had 15 in a 1954 game vs. the New York Giants.
- June 15, 1938:** A crowd of 38,748 at Ebbets Field watches the first night game in New York (Reds' Johnny Vander Meer no-hitter).
- June 18, 1997:** Hideo Nomo and Shigetoshi Hasegawa become the first Japanese players to appear in the same Major League game as the Dodgers and Angels square off in Interleague Play.
- June 18, 2004:** In their first-ever regular-season visit to Dodger Stadium, the Yankees fall to the Dodgers, 6-3, before the third-largest regular-season crowd in Dodger Stadium history (55,207).
- June 18, 2014:** Clayton Kershaw throws his first career no-hitter, becoming the 22nd Dodger to throw a no-hitter against the Colorado Rockies at Dodger Stadium. Struck out career-high 15 batters in an 8-0 victory and the 15 strike outs were the most ever for a Dodger in a no-hitter and the most by any pitcher in Major League history that did not allow a runner to reach base via hit, walk or hit by pitch.
- June 19, 1938:** The legendary Babe Ruth dons a Dodger uniform for the first time as a coach and takes batting practice with the team.
- June 19, 1952:** Carl Erskine pitches the first of his two no-hitters as he defeats Chicago, 5-0.
- June 19, 1973:** Willie Davis hits a home run for his 2,000th Major League hit against Atlanta.
- June 20, 2016:** Kenley Jansen sets the Dodger franchise save record with his 162nd career save in a 4-1 victory over the Washington Nationals.
- June 20, 2008:** The Dodgers receive a star on the Hollywood Walk of Fame. The star sits on Hollywood Boulevard, near Highland.
- June 23, 1973:** The Dodger infield of Steve Garvey, Davey Lopes, Bill Russell and Ron Cey begins its 8 1/2 years together as they start the second game of a doubleheader against the Reds.
- June 24, 1947:** Jackie Robinson steals home for the first of a Major League-record 19 times as a Dodger.
- June 24, 1955:** Sandy Koufax makes his Major League debut
- June 25, 1984:** Bill Russell becomes the L.A. Dodger leader in games played with 1,953. He went on to play in 2,181 games.
- June 25, 2017:** Kenley Jansen records his 51st strikeout before walking his first batter in his 31st game of the season, a Major League record of strikeouts to start a season without issuing a walk.
- June 26, 2024:** Shohei Ohtani homers against the Chicago White Sox to give him RBI in 10 consecutive games, a franchise record.
- June 27, 1980:** Pitcher Jerry Reuss no-hits the San Francisco Giants, 8-0, at Candlestick Park.
- June 28, 2008:** The Dodgers beat the Angeles, 1-0, despite getting no-hit for the 19th time in franchise history.
- June 29, 1990:** Fernando Valenzuela becomes the first Dodger in 10 years to throw a no-hitter as he blanks the Cardinals, 6-0.
- June 30, 1962:** Sandy Koufax throws the first of his four no-hitters, and the first in Los Angeles, blanking the New York Mets, 5-0, at Dodger Stadium.
- June 30, 2013:** Yasiel Puig completes his historic first month in the Majors with a four-hit game to reach 44 hits in his first calendar month in the big leagues, establishing a Dodger rookie record and placing second all-time by a player in his first career month behind only Joe DiMaggio's 48 in May 1936. Puig and DiMaggio are the only players in MLB history with at least 40 hits and four home runs in their first calendar month in the Majors.
- July 1, 1990:** More than 80 former Dodgers converge on Dodger Stadium to participate in the Equitable Oldtimers Game and celebrate the team's 100th Anniversary.
- July 1, 2014:** Clayton Kershaw's 41.0 consecutive scoreless innings streak ends with a 2-1 victory over the Padres. Tied for the fifth longest streak with Luis Tiant, who did it in 1968, during the expansion era.
- July 2, 1958:** A crowd of 66,485 pushes the Dodgers over the one million mark for the first time in the West as they draw 1,016,285 in just 35 games.
- July 2, 2002:** Eric Gagné reaches the 30-save mark faster than any other pitcher as he preserves a 4-0 victory over the Arizona Diamondbacks.
- July 3, 1974:** Mike Marshall extends his Major League record by appearing in his 13th consecutive game and saves his 11th in a 4-1 win over the Reds.
- July 3, 2004:** Eric Gagné converts his 84th consecutive save opportunity, setting the Major League record before finally having the streak snapped two days later.
- July 3, 2007:** Takashi Saito recorded his 47th save in his first 50 big league save opportunities, becoming the first Major League pitcher to accomplish the feat.
- July 4, 1959:** Maury Wills becomes the Dodger shortstop when he is called up from the minors to replace Don Zimmer, who had injured his foot.
- July 4, 1980:** Don Sutton sets a Dodger record by pitching his 52nd career shutout, 4-0, over the Giants.
- July 5, 1991:** In a 4-1 loss to the Braves, Dodger catcher Gary Carter collects his 2,000th career hit.
- July 6, 1912:** The cornerstone for Ebbets Field is set.
- July 6, 1942:** Leo Durocher becomes the first Dodger to manage in the All-Star Game.
- July 6, 1955:** Sandy Koufax makes his first Major League start.
- July 6, 1980:** Duke Snider has his uniform No. 4 retired in pregame ceremonies.
- July 6, 2024:** After hitting three home runs the day before, Will Smith ties an MLB record by homering in his fourth consecutive at-bat – the first Dodger to do so since Adrián González from April 7-8, 2015.
- July 8, 1949:** History is made as Don Newcombe, an African-American pitcher, faces Hank Thompson, an African-American batter from the Giants.
- July 8, 1980:** The 51st All-Star Game takes place at Dodger Stadium before 56,088 fans and Jerry Reuss gets the win in a 4-2 National League victory.
- July 8, 2005:** Jeff Kent registers his 2,000th career hit, a single off Roger Clemens, becoming the 66th player in Major League history to combine 300 home runs with 2,000 hits.
- July 9, 1996:** Mike Piazza is named MVP of the All-Star Game in Philadelphia. Before family and friends, Piazza drives in two runs with a 445-foot home run and a double. He is the first Dodger to win MVP honors since Steve Garvey in 1978.
- July 10, 2021:** Dodgers match their franchise record with 8 HRs in a 22-1 victory over the Arizona Diamondbacks. That 21-run margin sets a new Los Angeles Dodger record for largest margin of victory in a game.
- July 11, 1978:** With a pair of hits and two RBI in the All-Star Game, Steve Garvey is named the MVP for the second time in four years.
- July 13, 1954:** Manager Walter Alston manages in his first of a record nine All-Star Game appearances.
- July 13, 2022:** Dodgers rally from 6 runs down, scoring 7 runs over the final 3 innings of the game to come away with a 7-6 win. The 6 run comeback victory was their largest since August of 2016 and ties their largest comeback since the team moved to Los Angeles
- July 14, 1995:** Ramon Martinez tosses a no-hitter, blanking the Marlins, 7-0. Martinez strikes out eight and faces one batter over the minimum.
- July 15, 2017:** Rookie Cody Bellinger hits for the third cycle in Los Angeles Dodger history, joining Wes Parker (1970) and Orlando Hudson (2009).
- July 15, 2017:** Alex Wood becomes the first Dodger to go 14 consecutive starts without a loss to begin a season since Rick Rhoden (19) in 1976.
- July 15, 2022:** Clayton Kershaw takes a perfect game into the 8th inning in Anaheim in his last start before the All-Star break. Luis Rengifo breaks up

This Date In Dodger History

the bid for a perfect game with a leadoff double in the 8th but Kershaw still manages to complete 8 shutout innings to earn the victory.

July 15, 2024: Teoscar Hernández becomes the first Dodger to win Major League Baseball's annual Home Run Derby, hitting 49 homers over three rounds at Globe Life Field at Arlington, Texas.

July 17, 1976: Hall of Famer Walter Alston wins his 2,000th game as a manager as the Dodgers edge the Chicago Cubs, 5-4.

July 18, 1978: Don Sutton picks up his 200th career win as he bests the Pirates, 7-2.

July 19, 2022: Dodger Stadium hosts the 92nd MLB All-Star Game. The NL roster features 5 Dodgers, including Clayton Kershaw, who is named the starting pitcher for the NL team. The AL would ultimately win the game 3-2.

July 20, 1970: Bill Singer, recently recovered from hepatitis, throws the only Dodger no-hitter in the '70s, as he blanks the Phillies, 5-0, at Dodger Stadium.

July 21, 1956: Hall of Famer Pee Wee Reese gets his 2,000th career hit

July 21, 2002: Dave Hansen breaks Manny Mota's club career pinch-hitting mark with his 107th off the bench against the San Francisco Giants.

July 23, 1962: Jackie Robinson is inducted into the Baseball Hall of Fame.

July 23, 1974: As a write-in candidate, Steve Garvey makes the NL All-Star squad and is named MVP as he gets two hits and drives in a run.

July 23, 2020: At 22 years, 321 days, Dustin May became the youngest Dodger pitcher to make an Opening Day start since Fernando Valenzuela in 1983. He joined Valenzuela, Hal Gregg and Henry Schmidt as the only Dodger rookies to make an Opening Day start and first since Valenzuela in 1981.

July 25, 2014: Yasiel Puig ripped three triples against the Giants, becoming the first Dodger to accomplish this feat since Jimmy Sheppard, who did so on Opening Day in 1901.

July 26, 1985: Pedro Guerrero reaches base safely for the 14th consecutive at-bat vs. Cubs to set a Dodger record, two shy of Ted Williams' Major League mark.

July 26, 1998: Longtime Dodger pitcher Don Sutton and Dodger broadcaster Jaime Jarrin are inducted into the Hall of Fame.

July 26, 2007: Brad Penny defeats the Rockies at Coors Field, running his record to 13-1 on the year and making him the first starting pitcher in Los Angeles Dodger history to win 13 of his first 14 decisions.

July 28, 1991: Pitcher Dennis Martinez of the Montreal Expos becomes the first opponent in Dodger Stadium history and only the second hurler in stadium history to toss a perfect game as he sets down 27 straight Dodgers before a crowd of 45,560.

July 29, 1996: Tommy Lasorda announces his retirement as Dodger manager.

July 31, 1974: Ron Cey drives in a then-L.A. Dodger-record eight runs, including two three-run homers in a 15-4 win over the Padres.

July 31, 1984: The Dodgers play host to the 1984 Olympic Summer Games baseball competition. Teams from eight countries participate in the demonstration tournament with Japan defeating the USA in the finals.

July 31, 2008: The Dodgers acquire future Manny Ramirez in a trade-deadline deal. Ramirez would put together two of the best months in Dodger history, hitting .396 with 17 home runs, 53 RBI and a .743 slugging percentage

July 31, 2022: James Outman becomes the 1st player in Dodgers history to produce 3 hits (including a HR), total 3 RBI and score 2 runs in their MLB debut. The biggest of those 3 hits was a 2-run HR off of German Marquez in what was the 1st AB of his MLB career. He's the 8th Dodger in franchise history to homer in his 1st AB

August 1, 1890: "Oyster" Burns becomes the first Dodger to hit for the cycle in a 20-1 win over Pittsburgh.

August 1, 2019: Clayton Kershaw passed Sandy Koufax with the 2,397th strikeout of his career to become the Dodgers' all-time strikeout leader as a left-handed pitcher.

August 2, 1981: Jackie Robinson becomes the first baseball player ever depicted on a United States postage stamp.

August 2, 2019: Cody Bellinger became the fastest Dodger (401 games) to reach 100 home runs on against the Padres. He surpassed Mike Piazza, who accomplished the feat in 422 games.

August 2, 2022: Hall of Fame broadcaster Vin Scully passes away at the age of 94. Widely considered the best to ever do it, Scully was the voice of the Dodgers for 67 seasons, beginning in 1950 and ending with his retirement in 2017

August 3, 1962: Don Drysdale wins his 20th game with an 8-3 victory over Chicago, making it the earliest date for a National League pitcher since 1918.

August 5, 1979: Don Sutton becomes the Dodgers' all-time strikeout leader with his 2,487th career strikeout in an 8-1 win over the San Francisco Giants.

August 5, 2013: The Dodgers beat the Cardinals, 3-2, for their franchise-record 15th consecutive road victory. The streak, which ran from June 25-Aug. 5, tied for the fourth-longest single-season road winning streak in MLB history.

August 5, 1969: Pittsburgh's Willie Stargell hits what is considered the longest home run at Dodger Stadium, a blast of 506 feet and six inches over the Right Field Pavilion.

August 6, 2017: By winning 43 of 50 games, the Dodgers post the best 50-game stretch in the Major Leagues since 1912.

August 7, 1972: Sandy Koufax is inducted into Baseball's Hall of Fame.

August 7, 1979: Manny Mota ties Smokey Burgess' all-time pinch-hit record of 144 hits with a single against the Houston Astros.

August 8, 2003: Eric Gagné sets a Major League record by converting his 39th consecutive save to start a season.

August 9, 1975: Davey Lopes steals his 32nd consecutive base against the New York Mets, breaking Max Carey's Major League mark.

August 11, 1951: The first game of a doubleheader with the Braves is the first Major League contest to be broadcast in color.

August 11, 2023: Fernando Valenzuela's #34 is officially retired by the Dodgers

August 13, 1982: Against San Francisco, Steve Sax steals his 41st base to break Rudy Law's Dodger record for stolen bases by a rookie.

August 14, 1998: Don Sutton's uniform number 20 is retired against the Atlanta Braves at Dodger Stadium. He becomes the 10th player or manager in franchise history to receive this honor.

August 15, 2006: The Dodgers defeat the Florida Marlins for their 17th victory in 18 games, marking the first time they accomplished that feat since May/June 1899 when the team was still known as the Brooklyn Superbas.

August 17, 1992: Kevin Gross records the only no-hitter of the MLB season and the first one of his career blanking the Giants, 2-0.

August 18, 2001: Against the New York Mets, Shawn Green drives in his 100th RBI, becoming the first L.A. Dodger left-handed hitter to reach the century mark in RBI.

August 18, 2013: The Dodgers cap off a stretch of 42 wins in 50 games with a 5-0 shutout win over Philadelphia

August 20, 2020: Clayton Kershaw passed Don Drysdale for second on the Dodgers all-time strikeout list

August 22, 2016: The Dodgers hit seven homers, including four in one inning in an 18-9 victory over the Cincinnati Reds

August 23, 1958: Gil Hodges cracks his 14th career grand slam and the first in Los Angeles Dodger history

August 23, 1989: In a 22-inning marathon the Dodgers defeat the Expos, 1-0, on Rick Dempsey's homer in the top of the 22nd. It was the Dodgers' second 22-inning game of the season. Dodger broadcaster Ross Porter sets a mark by calling all 22 innings on his own.

August 23, 2024: Shohei Ohtani hits a tiebreaking, walk-off grand slam in a 7-3 victory over Tampa Bay to become the fastest player in MLB history to reach the 40-homer, 40-steal mark.

August 24, 1974: Davey Lopes steals an L.A. Dodger-record five bases against the St. Louis Cardinals. It gave him a Major League-record 38 consecutive stolen bases, though he was later caught stealing to end the streak.

August 25, 2012: The Dodgers acquire Adrian Gonzalez, Josh Beckett, Carl Crawford and Nick Punto from the Red Sox in arguably the biggest trade in franchise history. In his first game, Gonzalez belts a three-run homer at Dodger Stadium in his very first at-bat.

August 25, 2012: Andre Ethier breaks Ron Cey's 35-year-old Los Angeles Dodger franchise record with 10 consecutive hits from Aug. 22-25 and tied the franchise record set by Brooklyn Robin Edward Konetchy on June 28-July 1, 1919

August 26, 1939: With Hall of Famer Red Barber broadcasting at Ebbets Field, the Dodgers play the Reds in the first baseball game ever to be televised.

August 27, 2016: Corey Seager hits his 23rd homer of the season, breaking Glenn Wright's 86-year-old record for home runs by a Dodger shortstop.

This Date In Dodger History

August 27, 1988: Tommy Lasorda gets his 1,000th victory as a Dodger skipper when the Dodgers defeat the Philadelphia Phillies, 4-2.

August 28, 1945: Dodger President Branch Rickey tells Jackie Robinson that he has been chosen as the first African-American to play in the Major Leagues.

August 28, 2002: Eric Gagné sets a new single-season franchise record for saves with his 45th of the year.

August 29, 2006: For the first time in franchise history, the Dodgers start and end a game with a home run, as Rafael Furcal leads off the contest with a homer vs. Cincinnati and Ramon Martinez's 16th-inning walk-off homer ends the game.

August 30, 2019: Clayton Kershaw passes Sandy Koufax for victories in franchise history with his 166th career victory.

August 31, 1950: Gil Hodges hits a club-record four home runs and also gets a single against the Boston Braves.

August 31, 1959: Sandy Koufax ties a Major League record as he strikes out 18 Giants

August 31, 2024: For the first time in franchise history, the Dodgers started the game with back-to-back-to-back homers by Shohei Ohtani, Mookie Betts, and Freddie Freeman.

September 1, 1890: The Dodgers and Pittsburgh play in the first-ever Major League tripleheader and the Dodgers win all three games.

September 2, 1979: Manny Mota gets his 145th career pinch-hit, breaking Smokey Burgess' all-time record.

September 2, 2003: Eric Gagné sets a Major League record by recording his 55th consecutive save

September 3, 1975: Steve Garvey starts his Dodger-record consecutive games playing streak in a game at Cincinnati.

September 4, 1966: The Dodgers become the first team in the history of baseball to draw two million fans both at home and on the road in the same season as they beat the Reds, 8-6, in Cincinnati.

September 6, 1981: With his seventh shutout, Fernando Valenzuela ties an NL record for shutouts in a rookie season

September 7, 2016: For the first time in franchise history, the Dodgers have a rookie starter record the win in four consecutive games (Jose De Leon, Kenta Maeda, Ross Stripling and Brock Stewart).

September 7, 2001: Shawn Green puts himself in the record books as he belts two home runs against the St. Louis Cardinals to become the Dodgers all-time single-season leader with 44. He goes on to hit 49 that season to set the club record.

September 7, 2004: Robin Ventura hits a pinch-hit grand slam homer, the 18th grand slam of his career to move him into third place on the all-time Major League list.

September 8, 2004: One day after Robin Ventura cracked a pinch-hit grand slam, Olmedo Saenz did the same thing, marking the first time in Major League history that a team had pinch-hit grand slams in back-to-back games.

September 9, 1965: Sandy Koufax pitches a perfect game and his fourth no-hitter with a 1-0 win over the Chicago Cubs at Dodger Stadium. There is only one hit in the game (by Lou Johnson), a Major League record.

September 11, 1947: At age 21, Ralph Branca becomes the youngest Dodger 20-game winner as he defeats the Cardinals, 4-3.

September 12, 1947: The *Sporting News* names Jackie Robinson Rookie of the Year.

September 12, 2000: Dave Hansen hits his Major League-record seventh pinch-hit home run of the season off Arizona's Curt Schilling and breaks Johnny Frederick's 1932 mark of six.

September 13, 1925: Dazzy Vance throws a no-hitter against the Phillies only five days after one-hitting them.

September 14, 1993: Mike Piazza hits his 29th and 30th homers, setting a new Major League rookie record for catchers

September 15, 1978: The Dodgers become the first team to record over three million in attendance, as they draw 47,188 for a Don Sutton shutout against Atlanta to put them at 3,011,368 for the season.

September 15, 2009: Andre Ethier hits a two-run walk-off homer off Pittsburgh's Phil Dumatrait in the 13th inning to tie a Major League record with four walk-off home runs in a season.

September 15, 2015: The Dodgers were involved in a record-setting game against the Rockies, where MLB records were set for most combined players (58) and most combined pitchers (24) in a game. Los Angeles set a franchise record by using 11 pitchers and 28 total players (tied record, also: Sept. 13, 1982 vs. Padres) in the 5-4 loss in 16 innings.

September 16, 1957: In a historic move, the Los Angeles City Council agrees to a contract with the Dodgers in which the city will sell them 300 acres in Chavez Ravine.

September 17, 1996: Hideo Nomo throws his first no-hitter as he blanks the Colorado Rockies, 9-0, at Coors Field. It is the 20th no-hitter in franchise history.

September 17, 2010: Don Mattingly is announced as the ninth manager in Los Angeles Dodger history, effective at the end of the season. Mattingly also becomes the 27th skipper in franchise history.

September 18, 2006: Trailing 9-5 against San Diego in the bottom of the 9th inning, the Dodgers tie a Major League record with four consecutive homers by Jeff Kent, J.D. Drew, Russell Martin and Marlon Anderson, marking just the 4th time in history the feat had been accomplished. The four homers in an inning equaled the franchise record. After falling behind 10-9 in the 10th inning, Nomar Garciaparra hits a walk-off, two-run homer in the bottom of the frame, the team's 7th home run of the game to tie their Dodger Stadium record.

September 19, 2013: The Dodgers clinch their 12th NL West championship, their earliest clinching date since moving to Los Angeles.

September 19, 2024: In arguably MLB's most historic individual batting performance, Shohei Ohtani creates the 50-homer, 50-steal club while going 6 for 6 with three home runs, two stolen bases, four runs, 10 RBI (franchise record) and 17 total bases in the Dodgers 20-4 victory at Miami. He breaks the Dodgers' single-season HR record in the process.

September 20, 1961: The Dodgers defeat the Cubs, 3-2, in the last game played at the Coliseum, as Sandy Koufax fans 15 and and Norm Sherry hits the last home run there.

September 20, 1993: Dave Hansen sets a new Dodger single-season record with his 18th pinch-hit of the year against Cincinnati.

September 20, 2018: Matt Kemp's 20th homer of the season sets an NL record as the Dodgers boast seven players with at least 20 or more homers on the year

September 22, 1957: Duke Snider hits the final Dodger home run at Ebbets Field.

September 22, 2017: Cody Bellinger hits his 39th home run of the year, setting the National League rookie home run record.

September 22, 2018: Yasmani Grandal's homer at Dodger Stadium against the Padres sets a new club record for team home runs in single season at

Los Angeles Clinching Dates

Year	Date	Opponent	Game No.
2024	Sept. 26	San Diego	159
2023	Sept. 16	at Seattle	147
2022	Sept. 13	at Arizona	140
2020	Sept. 23	Oakland	56**
2019	Sept. 10	at Baltimore	146
2018	Oct. 1	Colorado	163
2017	Sept. 22	San Francisco	154
2016	Sept. 25	Colorado	156
2015	Sept. 29	at San Francisco	157
2014	Sept. 24	San Francisco	159
2013	Sept. 19	at Arizona	153
2009	Oct. 3	Colorado	161
2008	Sept. 25	San Diego	159
2006	Sept. 30	at San Francisco	161+
2004	Oct. 2	San Francisco	161
1996	Sept. 27	San Diego	160+
1995	Sept. 30	at San Diego	143*
1988	Sept. 26	at San Diego	157
1985	Oct. 2	at Atlanta	158
1983	Sept. 30	San Francisco	160
1981	Won first half of split-season		
1978	Sept. 23	San Diego	155
1977	Sept. 20	at San Francisco	151
1974	Oct. 1	at Houston	161
1966	Oct. 2	at Philadelphia	162
1965	Oct. 2	Milwaukee	161
1963	Sept. 24	New York Mets	158
1959	Sept. 29	Milwaukee	156
+ NL Wild Card * 144-game season **60-game season			

This Date in Dodger History

222, breaking the record for the second consecutive season. LA finishes the year with a National League-leading 235 home runs

September 22, 2019: The Dodgers set a new single-season attendance record, drawing 3,974,309 (49,066 average) in 81 home games

September 23, 1962: Maury Wills steals his 97th base to break Ty Cobb's Major League record.

September 23, 2008: Manny Ramirez's two-run double in the first inning makes him just the second player (Carlos Beltran, 2004) in Major League history to record 50 RBI in both leagues in the same season.

Sep 23, 2022: Albert Pujols connects on 2 HRs in a blowout 11-0 Cardinals win over the Dodgers. The 2nd of those 2 HRs is the 700th of his career – making him just the 4th member of the 700-HR club. He joins Barry Bonds, Hank Aaron & Babe Ruth as the only hitters to hit 700+ HRs in their MLB careers

September 23, 2023: Mookie Betts drives in two runners to move his RBI total to 105 on the season and set the MLB record for RBIs in the leadoff spot. He would finish the season with a MLB-record 107 RBIs in the leadoff spot

September 24, 1929: Johnny Frederick belts his Major League rookie-record 52nd double in an 8-6 loss to the Phillies. It still remains a Dodger record.

September 24, 1957: The Dodgers play their last game ever at Ebbets Field as Danny McDevitt shuts out the Pirates, 2-0.

September 25, 2016: Hall of Fame broadcaster Vin Scully calls his final game at Dodger Stadium, a dramatic 10th inning walk-off homer by Charlie Culberson to clinch the 2016 National League West title for a franchise record setting fourth consecutive season.

September 24, 2009: Matt Kemp becomes the first Dodger in franchise history with at least 25 homers, 100 RBI and 30 stolen bases in a season.

September 25, 1965: Sandy Koufax breaks Bob Feller's Major League record of 348 strikeouts on the season and goes on to post a 2-0 shutout over St. Louis.

September 25, 1997: Mike Piazza collects three hits against Colorado to give him 195, breaking the Major League record for most hits in a season by a player whose normal position is catcher.

September 25, 2008: The Dodgers clinch their 10th division title when an afternoon loss by Arizona gives them the NL West championship. Los Angeles reaches the playoffs for the third time in five seasons, the fourth time they have done that in L.A. Dodger history.

September 25, 2019: Kenley Jansen recorded his 300th career save on Sept. 25 against the Padres. He became the 30th pitcher in MLB history to record 300 saves and is one of six pitchers in MLB history with 300 saves with the same team, joining Mariano Rivera (Yankees, 652), Trevor Hoffman (Padres, 552), Dennis Eckersley (A's, 320), Troy Percival (Angels, 316) and Jeff Montgomery (Royals, 304).

September 26, 2024: With three games remaining in the regular season, the Dodgers clinch the 2024 National League West title (their 11th in 12 seasons) with a 7-2 victory over San Diego.

September 27, 2004: Adrian Beltre hits a grand slam off Colorado's Shawn Estes to tie Mike Schmidt for the most home runs in a single season by a third baseman in Major League history (48).

September 27, 2013: Clayton Kershaw tosses 6.0 scoreless innings against Colorado to wrap up his third consecutive MLB ERA title (183).

September 28, 1962: Maury Wills steals his 104th base of the season, after breaking Ty Cobb's big league record (96) on Sept. 23

September 28, 1963: Tommy Davis gets two hits and finishes with a .326 batting average and becomes the youngest player (24) to win two consecutive National League batting crowns.

September 28, 1988: Orel Hershiser pitches his 59th consecutive scoreless inning, as he throws 10 shutout innings against the San Diego Padres, and breaks Don Drysdale's 1968 Major League mark of 58 consecutive scoreless innings.

September 28, 2006: At Coors Field in Denver, rookie James Loney hits two home runs and has an L.A. Dodger record-setting nine RBI, which ties Gil Hodges for the franchise single-game record.

September 28, 2011: Matt Kemp slugs his 39th and final home run of the season in the club's final game, becoming the first Dodger ever to lead the NL in home runs, RBI (126) and runs scored (115).

Sep 28, 2022: Dodgers pitchers toss a shutout in a 1-0 victory over the Padres to secure their franchise-record 107th win of the season. They would go on to win 4 more games to finish up the 2022 season with a franchise-best 111 wins

September 29, 1976: Tommy Lasorda is named to succeed Walter Alton as manager of the Dodgers.

September 29, 2000: Gary Sheffield ties Duke Snider's club record of 43 home runs in a season with a home run in San Diego.

September 29, 2006: Takashi Saito registers his 23rd save of the season to set the franchise rookie record. The next day, he notches No. 24 to extend the mark for saves by a rookie to 24.

September 29, 2015: The Dodgers defeat San Francisco, 8-0, behind Clayton Kershaw's one-hitter, claiming its third consecutive and 14th overall NL West title, marking the first time in franchise history that the team reached the postseason in three straight seasons.

September 29, 2019: The Dodgers win their franchise record 106 game of the season, boasting the best record in the NL and winning their seventh straight title. The Dodgers won the Division by a 21 games, whis is the largest margin in franchise history and the largest margin in the National League West.

September 30, 1956: The Dodgers defeat Pittsburgh, 8-6, for the NL title as Don Newcombe wins his 27th game of the season.

September 30, 1984: Against San Francisco, Bill Russell plays in his 2,000th game as a Dodger.

September 30, 2007: The Dodgers set a single-season franchise record for paid attendance with 3,857,036.

October 1, 1974: The Dodgers clinch the National League West title with an 8-5 win over Houston. Don Sutton wins his 19th game, Mike Marshall appears in a record 106th game and the Dodgers reach 100 wins for the second time in Los Angeles.

October 1, 1990: Right-hander Ramon Martinez becomes the youngest Dodger to win 20 games since Ralph Branca in 1947 as he defeats the Padres, 2-1. In the process he completes his 12th game and finishes as the Major League leader.

October 1, 1993: Mike Piazza sets a new Dodger rookie record for RBI as he drives in his 107th run of the year against San Francisco breaking the mark of 106 held by Del Bisenette since 1928.

October 1, 2017: The Dodgers finish with a 104-58 regular season record, the best in the NL since 1974 and the best in Los Angeles history.

October 1, 2018: The Dodgers clinch their sixth consecutive NL West title, needing a 5-2 victory over the Rockies in Game 163 to secure the crown

October 2, 1953: In a classic pitcher's duel, Carl Erskine strikes out 14 Yankees, including Mickey Mantle four times, setting a then-World Series single-game record as the Brooklyn Dodgers defeat New York, 3-2, in Game 3 of the World Series.

October 2, 1955: Duke Snider becomes the first Major Leaguer to have four homers in a World Series when he belts two in Game 5, helping the Dodgers to a 5-3 victory over the Yankees

October 2, 1963: Dodger pitcher Sandy Koufax goes the distance in Game 1 of the World Series, limiting the Yankees to six hits and striking out 15 for a then-World Series single-game record as Los Angeles defeats New York, 5-2.

October 2, 1965: Sandy Koufax strikes out 15 Milwaukee Braves on two days rest to bring his season total to 382. It is his 26th win, as the Dodgers clinch the National League flag.

October 2, 1966: Sandy Koufax gets his 27th win at Philadelphia to give the Dodgers back-to-back pennants.

October 2, 1977: With Dusty Baker's 30th homer on the final day of the season against Houston at Dodger Stadium, the Dodgers set an ML record by having four players on the same team to hit 30 or more home runs in a season. Ron Cey, Reggie Smith and Steve Garvey are the others.

October 2, 1985: The Dodgers clinch the NL West as the Dodgers beat Atlanta, 9-3, and Cincinnati loses in San Diego.

October 2, 2004: Steve Finley's walk-off grand slam clinches the NL West for the Dodgers, erasing a 3-0 deficit in the bottom of the ninth inning against the Giants. It was the Dodgers' 10th grand slam of the year, marking a new franchise single-season record.

October 3, 1916: The Dodgers clinch their first-ever World Series appearance as they beat the Giants, 9-6, for the NL pennant.

October 3, 1947: Cookie Lavagetto breaks up Yankee starting pitcher Bill Bevens' no-hitter in the ninth inning with a two-out, two-run double helping the Dodgers steal Game 4 of the World Series from New York, 3-2.

October 3, 1951: Bobby Thomson's dramatic game-winning home run gives the New York Giants a 5-4 victory over the Dodgers in the deciding playoff game for the National League pennant.

This Date in Dodger History

October 3, 1962: Maury Wills steals three bases against the Giants to give him a then-Major League single-season record 104.

October 3, 1999: Mark Grudzielanek finishes the season with a .326 average, the highest by a National League shortstop since Hall of Famer Arky Vaughan batted .335 for the 1936 Pittsburgh Pirates.

October 3, 2009 : The Dodgers clinch their 11th NL West title with a 5-0 win over Colorado, capturing consecutive division crowns for the first time since 1977-78.

October 3, 2021: Dodgers defeat the Brewers 10-3 in season finale to extend their home win streak to a Los Angeles Dodger record 15 games. The win – their 106th of the season – also ties the franchise record for most wins in a single season.

October 4, 1913: First baseman Jake Daubert is named the National League Most Valuable Player.

October 4, 1955: Johnny Podres shuts out the New York Yankees, 2-0, in Game 7 of the World Series giving the Dodgers their first-ever World Championship. Sandy Amoros makes a spectacular game-saving catch in the sixth inning, turning a Yogi Berra line drive into a double play.

October 4, 1959: The Dodgers beat the Chicago White Sox, 3-1, in the first World Series game ever played in Los Angeles before the first of three straight 90,000-plus crowds at the Coliseum.

October 4, 2008: With a 3-1 victory over the Chicago Cubs in Game 3 of the NLDS, the Dodgers win their first postseason series in 20 years.

October 4, 2015: Clayton Kershaw strikes out seven against the Padres to record 301 strikeouts in his final start of the season, becoming the first MLB pitcher to reach 300 strikeouts since 2002 and ranking the fourth highest single-season total in franchise history.

October 4, 2018: L.A. wins Game 4 of the NLDS against the Atlanta Braves to advance to the NLCS for the third straight year, a franchise record

October 5, 2001: In the longest nine-inning game in Major League history, four hours and 27 minutes, the Dodgers outlast the Giants, 11-10. Barry Bonds belts his record-breaking 71st home run off Chan Ho Park.

October 6, 1920: Burleigh Grimes tosses the first World Series shutout by a Dodger, blanking the Cleveland Indians, 3-0.

October 6, 1959: The largest World Series crowd ever, 92,706 attends Game 5 at the Los Angeles Coliseum.

October 6, 1963: The Dodgers complete a four-game sweep over the New York Yankees to win the World Series title.

October 6, 2021: Chris Taylor hits a walk-off 2-run HR in the bottom of the 9th to defeat the St. Louis Cardinals in the National League Wild Card game

October 7, 2016: Dave Roberts and Washington Nationals' Manager Dusty Baker become the first African-American managers to face each other in MLB postseason history.

October 7, 1978: Bill Russell's 10th inning single scores Ron Cey as the Dodgers clinch their second straight NL pennant with a 4-3 victory over the Phillies in Game 4 of the NLCS.

October 7, 2013: Juan Uribe's dramatic two-run, eighth inning home run gives the Dodgers a 4-3 come-from-behind win over Atlanta to clinch the NLDS. Juan Uribe became the second player in Dodger history to hit a behind-to-ahead home run in the seventh inning or later of a postseason game.

October 8, 1957: Dodger President Walter O'Malley announces the club's westward move to Los Angeles.

October 8, 1959: Larry Sherry pitches five scoreless innings in relief as the Dodgers win their first World Championship in Los Angeles with a 9-3 win over Chicago.

October 8, 2009: Pinch-hitter Mark Loretta hits a walk-off bases-loaded single to give the Dodgers a 3-2 win over St. Louis in Game 2 of the NLDS for the fourth game-ending hit in Los Angeles Dodger postseason history.

October 9, 1988: Mike Scioscia ties Game 4 of the NL Championship Series with a two-run homer in the ninth inning. Kirk Gibson later wins the game on a 12th-inning homer, 5-4.

October 9, 2004: Facing a 2-0 deficit in the NL Division Series, Jose Lima pitches a complete-game, five-hit shutout at Dodger Stadium, marking the only complete game of the entire 2004 postseason in Major League Baseball.

October 10, 1920: In Game 5 of the World Series against the Indians, Cleveland second baseman Billy Wambsganss converts what is still the only unassisted triple play in the World Series.

October 11, 1978: In a classic World Series confrontation, rookie Bob Welch strikes out Yankee slugger Reggie Jackson with two outs in the bottom of the ninth inning to give the Dodgers a 4-3 victory in Game 4.

October 11, 2024: With a 2-0 winner-take-all victory, the Dodgers win the National League Division Series in five games over the Padres. Los Angeles shuts out San Diego over the final 24 innings of the NLDS.

October 12, 1988: Orel Hershiser continues his masterful season as he shuts out the New York Mets, 6-0, and gives the Dodgers the National League pennant before 55,693 fans at Dodger Stadium.

October 13, 2024: The Dodgers extend their shutout streak to 33 innings – tying the 1966 Baltimore Orioles for the MLB record – in an NLCS-opening 9-0 victory over the New York Mets. Within the streak, Dodger pitchers retired 28 consecutive batters, an NL record.

October 14, 1965: The Dodgers win their third World Championship in seven seasons as they best the Minnesota Twins, 2-0, in Game 7. Sandy Koufax tosses his second shutout of the series and "Sweet" Lou Johnson homers in the fourth inning.

October 15, 1988: Kirk Gibson belts a dramatic two-out ninth-inning, pinch-hit, two-run homer to give the Dodgers a 5-4 victory over Oakland in Game 1 of the World Series.

October 15, 2017: On the anniversary of Kirk Gibson's legendary home run, Justin Turner hits a three-run walk-off home run in Game 2 of the NLCS

October 19, 2016: Julio Urias becomes the youngest starting pitcher in MLB postseason history at 20 years, 68 days when he takes the mound for Game 4 of the NLCS against the Cubs.

October 19, 1981: Rick Monday's ninth-inning homer propels the Dodgers to a 2-1 victory in the fifth and decisive game of the NLCS in Montreal.

October 19, 2017: Los Angeles earns its first World Series berth in 29 years as they defeat the Chicago Cubs in Game 5 of the NLCS, led by Kiké Hernández's three home runs and seven RBI...Chris Taylor and Justin Turner are named Co-MVPs of the NLCS, combining for four homers and 10 RBI.

October 20, 1988: The Dodgers defeat the Oakland A's, 5-2, in Game 5 of the World Series for their sixth World Championship

October 20, 2018: The Dodgers win Game 7 of the NLCS over the Brewers, 5-1, clinching the National League Pennant for the second straight season.

October 20, 2024: Los Angeles wraps up the 25th NL pennant in franchise history, closing out the Mets with a Game 6, 10-5 victory - the franchise's first home pennant clinch since 1988. The Dodgers' 46 runs and 42 walks are LCS records, and Tommy Edman is named NLCS MVP.

October 21, 2021: Chris Taylor hits 3 home runs in an 11-2 victory over the Atlanta Braves to avoid elimination in Game 6 of the National League Division Series. With those 3 home runs, he becomes the first player in MLB postseason history with a three-home run game in a potential elimination game

October 23, 1945: Dodger President Branch Rickey announces that the Dodgers have signed Jackie Robinson to their Triple-A Montreal club.

October 24, 2017: With his seventh career playoff victory in Game 1 of the World Series, Clayton Kershaw becomes the winningest pitcher in Dodger postseason history...his 11 strikeouts also tie Don Newcombe (1949, Game 1 vs. NYY) for the most strikeouts in a World Series game without a walk.

October 25, 2024: Freddie Freeman's stunning 10th-inning walk-off grand slam – the first in MLB history – off Nestor Cortes boosts the Dodgers to a 6-3 triumph at Dodger Stadium in Game 1 of the World Series against the Yankees.

October 26, 1950: Walter O'Malley becomes the new president and chief stockholder of the Dodgers.

October 26, 2018: The Dodgers win Game 3 of the World Series over the Boston Red Sox, 3-2, in 18 innings on Max Muncy's walk-off home run. The game lasts seven hours and 20 minutes to become the longest World Series game of all-time by both time and innings

This Date in Dodger History

October 26, 2020: Clayton Kershaw became the all-time strikeout leader in postseason history, passing Justin Verlander (201) in Game 5 of the World Series against the Tampa Bay Rays

October 27, 2020: Los Angeles wins their seventh World Championship in franchise history, defeating Tampa Bay four games to two at Globe Life Field in Arlington, Texas

October 27, 2020: Corey Seager joins Orel Hershiser (1988) as the only players in franchise history to be named NLCS and World Series MVP in the same season

October 28, 1981: Pedro Guerrero hits a homer and drives in five runs as the Dodgers defeat the Yankees, 9-2, and win their fifth World Series Championship, the first under Manager Tommy Lasorda.

October 28, 2017: Alex Wood's 5.2 hitless innings in game 4 of the World Series marks the longest no-hit bid in World Series history by a Dodger, passing Sandy Koufax's 4.2 hitless innings in Game 1 of the 1963 World Series...the Dodgers go on to win, 6-2

October 29, 2017: Andre Ethier passes Bill Russell for most postseason games played in as a Dodger, appearing in 51 games.

October 30, 2024: Manufacturing the greatest comeback ever in a World Series-clinching victory, the Dodgers capture their eighth Fall Classic by rallying from deficits of 5-0 and 6-5 to defeat the Yankees in Game 5, 7-6. Walker Buehler strikes out Alex Verdugo for the final out. Freddie Freeman is the obvious World Series MVP after homering in the first four games and driving in a WS-record tying 12 runs overall.

November 1, 1942: Branch Rickey is named the General Manager of the Dodgers.

November 1, 1951: Roy Campanella wins the first of his three National League MVPs

November 1, 2017: Brandon Morrow became the just the second pitcher to appear in all seven World Series games, joining Darold Knowles (1973).

November 5, 2007: Joe Torre becomes the 8th Manager in Los Angeles Dodger history and the 26th in franchise history

November 7, 1974: Mike Marshall becomes the first relief pitcher to win the Cy Young Award.

November 10, 1988: Orel Hershiser is unanimously named as the recipient of the National League Cy Young Award.

November 12, 2014: Clayton Kershaw unanimously wins his second consecutive and third career NL Cy Young Award, becoming the 14th unanimous winner of the award and the first-ever to win the honor three times before the age of 27.

November 13, 2014: A day after receiving his third Cy Young Award, Clayton Kershaw is named NL Most Valuable Player, becoming just the fourth Dodger pitcher to win the award and the fourth NL pitcher to be selected as MVP in the Cy Young era (since 1956).

November 13, 2003: Eric Gagné captures the NL Cy Young Award, becoming just the ninth reliever in Major League history to take home the award.

November 13, 2013: Clayton Kershaw wins his second Cy Young Award, becoming just the second Dodger with multiple Cy Young Awards (Koufax).

November 13, 2017: Cody Bellinger was unanimously named the NL Rookie of the Year, becoming the 18th Dodger to win the award.

November 14, 2019: Cody Bellinger wins the NL MVP Award, becoming the third Dodger in franchise history to win the Rookie of the Year and MVP, joining Jackie Robinson and Don Newcombe.

November 15, 2016: Corey Seager unanimously wins the NL Rookie of the Year, becoming the 17th Dodger to win the award

November 15, 2005: The Dodgers name Ned Colletti the 10th General Manager in Los Angeles Dodger history.

November 17, 2011: Clayton Kershaw wins the National League Cy Young Award with 27 out of 32 possible first-place votes, becoming the second-youngest Dodger to win the award at 23 behind only a 20-year-old Fernando Valenzuela in 1981.

November 18, 1966: Sandy Koufax retires.

November 21, 1956: Don Newcombe becomes the first National Leaguer to win MVP and Cy Young awards in the same season.

November 21, 2024: Shohei Ohtani unanimously wins National League MVP, becoming the 13th Dodger to win the award and first since Cody Bellinger in 2019. Ohtani became the first player in Major League history to win the award unanimously three times (2021, 2023, 2024) and the second player in history to win the award in both leagues (Frank Robinson, 1961 and 1966).

November 23, 2015: Dave Roberts is named the 10th manager in Los Angeles Dodger history and the 28th in franchise history. Roberts becomes the Dodger's first-ever minority manager.

November 24, 1953: Walter Alston is named Dodger manager. Alston goes on to manage 23 seasons for the Dodgers, winning four World Championships.

December 8, 1955: Roy Campanella wins his third National League MVP Award.

December 11, 2023: Dodgers sign Shohei Ohtani to a 10-year, \$700 million contract, which is the largest free agent deal in MLB history

December 27, 2023: Dodgers sign Yoshinobu Yamamoto to a 12-year, \$325 million contract. That contract is both the largest and longest for a pitcher in MLB history

The Last Time It Happened

Inside-the-Park Homer (Dodgers)	Zach McKinstry, April 3, 2021 at Colorado
Inside-the-Park Homer (Opponent):	Nick Ahmed, May 9, 2018 for Arizona
2 Consecutive Homers (Dodgers)	Shohei Ohtani and Mookie Betts, Sept. 22, 2024 vs. Colorado
2 Consecutive Homers (Opponent):	Edmundo Sosa and Kyle Schwarber, Aug. 26, 2024 for Philadelphia
2 Consecutive Homers (Opponent/Postseason):	Aaron Judge and Jazz Chisholm Jr., Oct. 30, 2024 at New York (AL)
3 Consecutive Homers (Dodgers):	Teoscar Hernandez, Tommy Edman and Max Muncy, Sept. 15, 2024 at Atlanta
3 Consecutive Homers (Opponent):	Juan Ypez, Nolan Gorman and Paul DeJong, May 18, 2023 for St. Louis
4 Consecutive Homers (Dodgers):	Jeff Kent, J.D. Drew, Russell Martin and Marlon Anderson; Sept. 18, 2006 vs. San Diego
Pinch-Hit Homer (Dodgers)	Jason Heyward, Aug. 20, 2024 vs. Seattle
Pinch-Hit Homer (Opponent):	J.D. Davis, June 17, 2023 for San Francisco
Consecutive Pinch-Hit Homers:	Willie Crawford and Lee Lacy, July 23, 1975 vs. St. Louis (9th inning)
Pinch-Hit Homer (Postseason):	Enrique Hernandez, Oct. 18, 2020 vs. Atlanta
Grand Slam Homer (Dodgers):	Shohei Ohtani, Aug. 23, 2024 vs. Tampa Bay (walkoff)
Grand Slam Homer (Postseason)	Freddie Freeman, Oct. 25, 2024 vs. New York Yankees (walkoff)
Grand Slam Homer (Opponent):	Trea Turner, July 9, 2024 for Philadelphia
2 Grand Slams, Game (Dodgers):	Shawn Green and Adrián Beltré, May 21, 2000 at Florida
2 Grand Slams, Game (Opponent):	Fernando Tatis, April 23, 1999 vs. St. Louis
Pinch-Hit Grand Slam (Dodgers):	Matt Kemp, June 23, 2018 at New York (NL)
Pinch-Hit Grand Slam (Opponent):	Darin Ruf, July 21, 2022 vs. SF
4-Homer Game (Dodgers):	Shawn Green, May 23, 2002 at Milwaukee
4-Homer Game (Opponent):	J.D. Martinez, Sept. 4, 2017 for Arizona
Homers, Both Sides of Plate (Dodgers):	Tommy Edman, Sept. 11, 2024 vs. Chicago (NL)
Homers, Both Sides of Plate (Opponent):	Ken Caminiti, July 12, 1998 vs. San Diego
Two Home Runs, One Inning:	Eric Karros, Aug. 22, 2000 vs. Montreal (6th)
Hit for the Cycle (Dodgers):	Cody Bellinger, July 15, 2017 at Miami
Hit for the Cycle (Opponent):	Cristian Guzman, Aug. 28, 2008 at Washington
Home Run, Pitcher (Dodgers):	Hyun-Jin Ryu, Sept. 22, 2019 vs. Colorado
Home Run, Pitcher (Opponent):	Zack Greinke, June 24, 2019 for Arizona
No-Hitter (Dodgers): Walker Buehler, Tony Cingrani, Yimi Garcia and Adam Liberatore, May 4, 2018 vs. San Diego (Mexico)	
No-Hitter (Opponent):	Zach Davies, Ryan Tepera, Andrew Chafin and Craig Kimbrel, June 24, 2021 for Chicago (NL)
Perfect Game (Dodgers):	Sandy Koufax, Sept. 9, 1965 vs. Chicago (NL)
Perfect Game (Opponent):	Dennis Martinez, July 28, 1991 for Montreal
Minimum Batters Faced (Dodgers):	Odalys Perez, April 26, 2002 at Chicago (NL) (one-hitter)
Minimum Batters Faced (Opponent):	Dennis Martinez, July 28, 1991 for Montreal
One-Hitter (Dodgers):	Rich Hill, Aug. 23, 2017 at Pittsburgh
One-Hitter (Opponent):	Javier Vazquez, Sept. 14, 1999 for Montreal
Stolen Base, Home (Dodgers):	Chris Taylor, Sept. 27, 2024 at Colorado
Stolen Base, Home (Opponent):	Gabriel Arias, Aug. 24, 2023 for Cleveland
Stolen Base, Pitcher (Dodgers):	Ross Stripling, June 10, 2018 vs. Atlanta
Stolen Base, Pitcher (Opponent):	Jhoulys Chacin, Aug. 12, 2017 for San Diego
Triple Play (Dodgers):	A.J. Ellis, Juan Uribe, Dee Gordon and James Loney, April 15, 2012 vs. San Diego
Triple Play (Opponent):	Manny Machado, Jake Cronenworth and Donovan Solano, Sept. 25, 2024 for San Diego
5-Hit Game (Dodgers):	Teoscar Hernández, Sept. 2, 2024 at Arizona
5-Hit Game (Opponent):	Jesús Sánchez, Sept. 17, 2024 at Miami
6-Hit Game (Dodgers):	Shohei Ohtani, Sept. 19, 2024 at Miami
6-Hit Game (Opponent):	Andrew McCutchen, April 7, 2018 at San Francisco
7-RBI Game (Dodgers):	Max Muncy, Apr 10, 2023 at San Francisco
7-RBI Game (Opponent):	Hunter Renfroe, Sept. 27, 2016 at San Diego
8-RBI Game (Dodgers):	Trayce Thompson, Apr 1, 2023 vs Arizona
8-RBI Game (Opponent):	Fernando Tatis, April 23, 1999 for St. Louis
9-RBI Game (Dodgers):	James Loney, Sept. 28, 2006 at Colorado
10-RBI Game (Dodgers):	Shohei Ohtani, Sept. 19, 2024 at Miami

Dodger Hall of Famers

Players	Years with Dodgers	Inducted	Players	Years with Dodgers	Inducted
Bancroft, Dave	1928-29	1971	Manush, Heinie	1937-38	1964
Beltr�, Adrian	1998-2004	2024	Maranville, Rabbit	1926	1954
Brouthers, Dan	1892-93	1945	Marichal, Juan	1975	1983
Bunning, Jim	1969	1996	Marquard, Rube	1915-20	1971
Campanella, Roy	1948-57	1969	Martinez, Pedro	1993	2015
Carey, Max*	1926-29	1961	McCarthy, Thomas	1896	1946
Carter, Gary	1991	2003	McGinnity, Joe	1900	1946
Cuyler, Kiki	1938	1968	Medwick, Joe	1940-43, 1946	1968
Drysdale, Don	1956-69	1984	Murray, Eddie	1989-91, 1997	2003
Durocher, Leo*	1938-41, 1943, 1945	1994	Piazza, Mike	1992-98	2016
Grimes, Burleigh*	1918-26	1964	Reese, Pee Wee	1940-42, 1946-58	1984
Henderson, Rickey	2003	2009	Robinson, Frank	1972	1982
Herman, Billy**	1941-43, 1946	1975	Robinson, Jackie	1947-56	1962
Hodges, Gil	1943-61	2022	Snider, Duke	1947-62	1980
Hoyt, Waite	1932, 1937-38	1969	Stengel, Casey*	1912-17	1966
Jennings, Hughie	1899-1900, 1903	1945	Sutton, Don	1966-80, 1988	1998
Keeler, Wee Willie	1893, 1899-1902	1939	Vance, Dazzy	1922-32, 1935	1955
Kelley, Joe	1899-1901	1971	Vaughan, Arky	1942-43, 1947-48	1985
Kelly, George	1932	1973	Waner, Lloyd	1944	1967
Koufax, Sandy	1955-66	1972	Waner, Paul	1941, 1943-44	1952
Lazzeri, Tony	1939	1991	Ward, John M.*	1891-92	1964
Lindstrom, Fred	1936	1976	Wheat, Zack	1909-26	1959
Lombardi, Ernie	1931	1986	Wilhelm, Hoyt	1971-72	1985
Lopez, Al	1928, 1930-35	1977	Williams, Dick	1951-54, 1956	2008
Maddux, Greg	2006, 2008	2014	Wilson, Hack	1932-34	1979

*Was Also A Dodger Manager **Was Also A Dodger Coach

Managers/Coaches/Scouts

Alston, Walter	1954-76	1983	Murray, Eddie	2006-07	2003
Hanlon, Ned	1899-1905	1996	Robinson, Wilbert**	1914-31	1945
Lasorda, Tommy	1977-96	1997	Ruth, Babe	1938	1936
Lyons, Ted	1954	1955	Sisler, George	1943, 1946-50	1939
			Torre, Joe	2008-2010	2014

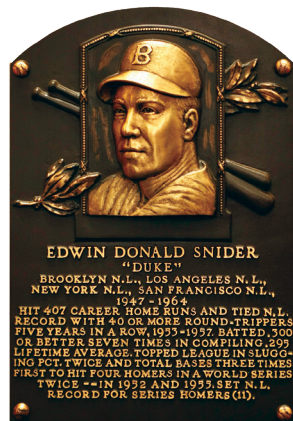
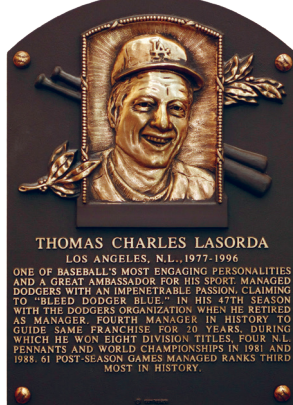
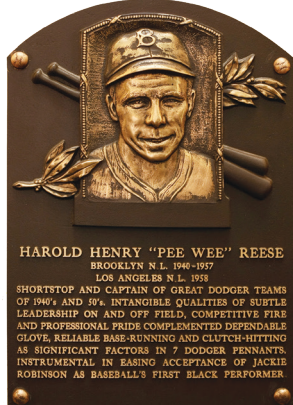
**Also Served As Club President From 1925-29

Executives

MacPhail, Larry	1938-42	1978
O'Malley, Walter	1944-79	2008
Rickey, Branch	1942-50	1967


Broadcasters

Barber, Red	1939-53	1978
Harwell, Ernie	1948-49	1981
Jarrin, Jaime	1959-2022	1998
Scully, Vin	1950-2016	1982



Photos: Milo Stewart Jr./National Baseball Hall Of Fame And Museum

Dodger Retired Numbers



PEE WEE REESE

IF

1

Uniform Number Retired July 1, 1984

Harold "Pee Wee Reese" played 16 seasons at shortstop for the Brooklyn and Los Angeles Dodgers (1940-42, 1946-58) and was a member of seven Brooklyn pennant-winning teams, including the World Championship club of 1955. Despite missing the 1943-45 seasons for service in the Navy, the 10-time National League All-Star appeared in more games at shortstop (2,014) than any player in franchise history and is also the Dodgers' all-time leader in runs scored (1,338) and walks (1,210). His leadership qualities were recognized by Manager Walter Alston, who appointed "The Little Colonel" as team captain. Reese was inducted into the National Baseball Hall of Fame in 1984.

	BA	OBP	SLG	G	AB	R	H	2B	3B	HR	RBI	BB	SO	SB	CS
Dodgers/MLB Totals (16 Years)	.269	.366	.377	2166	8058	1338	2170	330	80	126	885	1210	890	232	99



TOMMY LASORDA

MGR

2

Uniform Number Retired August 15, 1997

Tommy Lasorda had a tough act to follow when he succeeded future Hall of Famer Walter Alston as Dodger manager with four games left in the 1976 season. But like Alston, Lasorda went on to enjoy a lengthy and highly successful tenure at the helm. Piloting the Dodgers until the 1996 campaign, he racked up 1,599 victories to rank 13th on the all-time Major League managerial list, winning two World Series titles (1981 and 1988), four NL pennants and eight division titles. Prior to joining the big league staff as a coach in 1973, he had a successful eight-year stint as a minor league manager, helping the development of several future Dodger stars. The former Brooklyn Dodger pitcher was inducted into the National Baseball Hall of Fame in 1997.

	G	W	L	PCT.
Dodgers/MLB Totals (21 years)	3050	1599	1439	.526
Minor Leagues (8 years)	825	478	367	.555



DUKE SNIDER

OF

4

Uniform Number Retired July 6, 1980

The Duke of Flatbush was among the game's most feared hitters during his 16 seasons with the Brooklyn and Los Angeles Dodgers (1947-62), playing on a pair of World Championship teams (1955 and 1959) and in six World Series overall. The eight-time All-Star center fielder ranks as the franchise's career leader in home runs (389) and runs batted in (1,271) and during the 1950s he topped all Major Leaguers with 326 homers and 1,031 RBI. He slugged four home runs in both the 1952 and 1955 World Series, and he holds the Brooklyn Dodger single-season mark of 43 homers, which led the National League in 1956. His 136 RBI in 1955 topped the NL. Snider was inducted into the National Baseball Hall of Fame in 1980.

	BAOBPSLG	G	AB	R	H	2B	3B	HR	RBI	BB	SO	SB	CS
Dodgers (16 years)	.300.384.553	1923	6640	1199	1995	343	82	389	1271	893	1123	99	49
MLB (18 years)	.295.380.540	2143	7161	1259	2116	358	85	407	1333	971	1237	99	50

Dodger Retired Numbers




GIL HODGES

IF 14

Uniform Number Retired June 4, 2022

Gil Hodges was as solid as they come in his professionalism, integrity, and dependability in leading the Dodger teams of the 1940s and '50s at first base. Hodges led the Dodgers to their first World Championship in 1955 and was the cornerstone to Dodger teams that won seven National League pennants and two World Series over 13 seasons (1943, 1947-61). The eight-time All-Star topped 20 homers in 11 straight years and hit 370 in his brilliant career, the third highest total for a right-handed hitter at his retirement. From 1949-57, Hodges averaged 32 home runs and 108 RBI per season. On Aug. 31, 1950, Hodges became the second modern-era NL player to hit four home runs in one game. He went on to play for the Mets and managed nine seasons in the big leagues with the Washington Senators and the New York Mets, guiding the Miracle Mets to the 1969 World Series title. Fifty years after his untimely passing at age 47 in 1972, Hodges joined his "Boys of Summer" teammates – Jackie Robinson, Roy Campanella, Pee Wee Reese and Duke Snider – in the Hall of Fame in 2022.

CS	BA	OBP	SLG	G	AB	R	H	2B	3B	HR	RBI	BB	SO	SB
Dodger Totals - 16 years	.274	.360	.488	2006	6881	1088	1884	294	48	361	1254	925	1108	63
Major League Totals - 18 years	.273	.359	.487	2071	7030	1105	1921	295	48	370	1274	943	1137	63



JIM GILLIAM

IF/OF 19

Uniform Number Retired October 10, 1978

Following three years for the Baltimore Elite Giants in the Negro Leagues starting at age 17, Jim Gilliam played his entire 14-year Major League career (1953-66) in a Dodger uniform, both in Brooklyn and Los Angeles, contributing to four World Championship clubs (1955, 1959, 1963 and 1965) and seven pennant winners overall. "Junior" appeared in 1,956 games to rank fifth on the franchise's all-time games played list, seeing action at second base, third base and in the outfield. In 1953, he was selected as the National League Rookie of the Year. Following his playing career, the two-time All-Star served as a Dodger coach until his unexpected death at the age of 49 prior to the start of the 1978 World Series, at which time his number was retired and the Dodgers wore a commemorative patch on their sleeve in his honor.

	BAAVG	OBPSLG	G	AB	R	H	2B	3B	HR	RBI	BB	SO	SB	CS	
Dodger/MLB Totals (14 years)	.265	.360	.355	1956	7119	1163	1889	304	71	65	558	1036	416	203	111
MLB/Negro League Totals - 17 years	.266	.360	.355	2094	7599	1255	2021	325	80	65	625	1102	219		



DON SUTTON


RHP 20

Uniform Number Retired August 14, 1998

The durable right-hander spent 16 of his 23 Major League seasons with the Dodgers and more than made his mark in team history, ranking as the franchise's all-time leader in wins (233), games started (533), innings pitched (3,816.1), strikeouts (2,696) and shutouts (52). A four-time All-Star, he pitched in three World Series (1974, 1977 and 1978) with the Dodgers, led the National League in shutouts (9) in 1972, was the NL ERA leader (2.21) in 1980 and a 21-game winner in 1976. He made his big-league debut with the Dodgers in 1966 and stayed with the team through 1980, before leaving and rejoining the club in 1988. Sutton finished his career with 324 wins and 3,574 strikeouts and was enshrined in the National Baseball Hall of Fame in 1998.

	W-L	ERA	G	GS	CG	SHO	SV	IP	H	R	ER	HR	BB	SO
Dodgers (16 years)	233-181	3.09	550	533	156	52	5	3816.1	3291	1450	1311	309	996	2696
Major Leagues (23 years)	324-256	3.26	774	756	178	58	5	5282.1	4692	2104	1914	472	1343	3574

Dodger Retired Numbers



WALTER ALSTON MGR 24

Uniform Number Retired June 5, 1977

Walter Emmons Alston was a virtual unknown when he took over the helm of the Brooklyn Dodgers in 1954, but he became well-known in a hurry. The longtime minor league skipper guided his first Dodger team to 92 wins and followed that by piloting the 1955 Dodgers to 98 victories and their first World Championship in franchise history. He went on to lead the Dodgers to six more National League pennants and three more World Series titles (1959, 1963 and 1965) in a 23-year career in which he tallied 2,040 victories to place sixth on the all-time managerial wins list. His 3,658 total games managed rank eighth all time. Alston, who played in one Major League game, that with the St. Louis Cardinals in 1934, was inducted into the National Baseball Hall of Fame in 1983.

	G	W	L	PCT.
Dodger/MLB Totals (23 years)	3658	2040	1613	.558
Minor League totals (13 years)	1735	982	753	.566

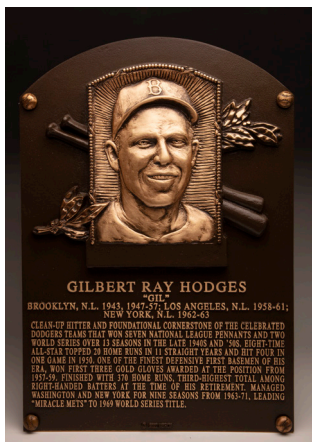


SANDY KOUFAX LHP 32

Uniform Number Retired June 4, 1972

Among the most dominating pitchers in baseball history, the left-hander won 165 games and compiled 2,396 strikeouts in 2,324.1 innings with 40 shutouts in his 12-year Dodger career (1955-66). A three-time Cy Young Award winner and the National League MVP in 1963, Koufax was also World Series MVP in both 1963 and 1965, hurling a pair of 10-K shutouts in Games 5 and 7 of the latter. He led the NL in ERA five straight seasons from 1962-66, was the strikeout leader four times and tops in wins on three occasions with totals of 27, 26 and 25. In addition, Koufax pitched an NL-record four no-hitters, including a perfect game in 1965, and set the National League single-season mark with 382 strikeouts in 1965. He was inducted into the Baseball Hall of Fame in 1972.

	W-L	ERA	G	GS	CG	SHO	SV	IP	H	R	ER	HR	BB	SO
Dodger Totals- 12 years	165-87	2.76	397	314	137	40	9	2324.1	1754	806	713	204	817	2396
Major League Totals - 12 yrs	165-87	2.76	397	314	137	40	9	2324.1	1754	806	713	204	817	2396



Dodger Retired Numbers




FERNANDO VALENZUELA LHP

Uniform Number Retired: August 11, 2023

34

Fernando Valenzuela is one of the most influential figures in Los Angeles Dodgers history. The left-handed pitching sensation from the small town Etchohuaquila in Navjoia, Mexico, launched "Fernandomania" in 1981 with one of the most dominant starts for a rookie to begin a season in Major League history. Valenzuela re-energized the Dodger fanbase and created a multi-generational, multicultural impact that will live on in Los Angeles for years to come. Valenzuela, at age 20, was the emergency 1981 Opening Day starter and defeated the Houston Astros, 2-0, beginning a run of eight consecutive wins – five by shutout. He is the only pitcher in Major League history to win Rookie of the Year and Cy Young Award honors in his rookie season. Valenzuela also helped lead the Dodgers to a World Series championship in 1981. "El Toro," the master of the screwball, played 17 Major League seasons, including 11 with the Dodgers from 1980-1990 where he was a six-time All-Star, a two-time Silver Slugger Award winner for his prowess with the bat and a Gold Glove Award winner. His 173 victories and 2,074 strikeouts are the most for any Mexican-born Major Leaguer. In 2003, the cultural icon returned to the Dodgers as a Spanish-language broadcaster. His No. 34 was officially retired by the Dodgers on Aug. 11, 2023 – the same day the city of Los Angeles declared "Fernando Valenzuela Day."

	W-L	ERA	G	GS	CG	SHO	SV	IP	H	R	ER	HR	BB	SO
Dodgers (11 years)	141-116	3.31	331	320	107	29	2	2348.2	2099	981	864	152	915	1759
MLB (17 years)	173-153	3.54	453	424	113	31	2	2930.0	2714	1303	1154	226	1151	2074



ROY CAMPANELLA

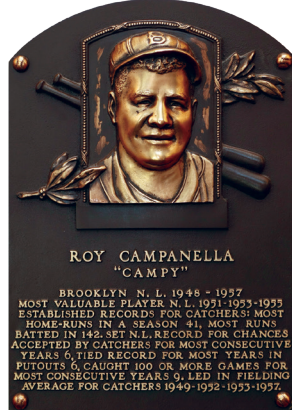
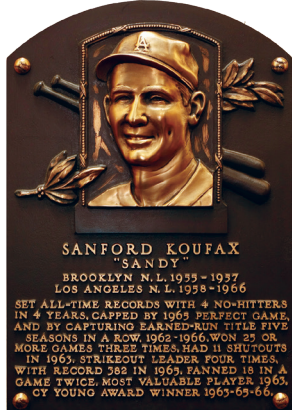

Uniform Number Retired June 4, 1972

C


39

In 10 seasons with the Brooklyn Dodgers (1948-57), Campy was a force both at the plate and behind the plate. The catcher played on five pennant-winning clubs, including the World Champions of 1955. That season, the eight-time All-Star became a three-time National League Most Valuable Player award winner after collecting 32 home runs and 107 RBI. He also garnered MVP honors in 1951 and 1953, when he led the league with a Brooklyn-record 142 RBI to go with a career-high 41 home runs. A Negro Leaguer beginning in 1937 at age 15, Campanella's career was cut short due to a tragic automobile accident that left him paralyzed. He was inducted into the Baseball Hall of Fame in 1969.

	BAOBP	SLG	G	AB	R	H	2B	3B	HR	RBI	BB	SO	SB	CS
Dodgers (10 years)	.276.350	.500	1215	4205	627	1161	178	18	242	856	533	501	25	15
MLB/Negro Leagues (18 years)	.283.363	.496	1215	4205	627	1161	178	18	242	856	533	501	25	15



Dodger Retired Numbers



JACKIE ROBINSON

OF/IF

42

Uniform Number Retired June 4, 1972

Jack Roosevelt Robinson made a historic entrance into Major League Baseball in 1947 as the first African-American player in the history of the game. His outstanding debut season netted him the inaugural Rookie of the Year award, which now bears his name, and springboarded him to a stellar 10-season career in which he was part of six Brooklyn Dodger pennant-winners, among them the World Championship club of 1955. In 1949, the six-time all-star won the National League batting title (.342) en route to earning MVP honors. Robinson, a first baseman as a rookie, started as a second baseman for the next five seasons, before moving on to play third base and the outfield. He was inducted into the National Baseball Hall of Fame in 1962.

	BAOBP	SLG	G	AB	R	H	2B	3B	HR	RBI	BB	SO	SB	CS
Dodgers (10 years)	.311.409	.474	1382	4877	947	1518	273	54	137	734	740	291	197	76
MLB/Negro Leagues (11 years)	.313.410	.477	1416	4997	972	1563	286	55	141	761	756	200	76	



DON DRYSDALE

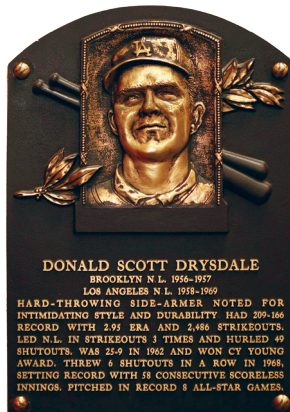
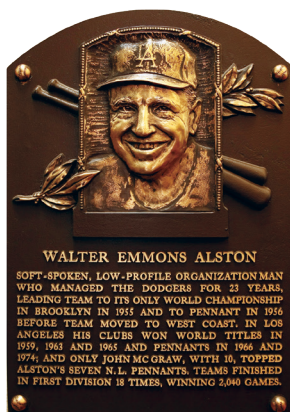
RHP

53

Uniform Number Retired July 1, 1984

One of the game's fiercest competitors, the hard-throwing right-hander Drysdale pitched 14 seasons (1956-69) for the Brooklyn and Los Angeles Dodgers, ranking second on the franchise career list in wins (209), games started (465), innings pitched (3,432.1), shutouts (49) and third in strikeouts (2,486). The NL strikeout leader in 1959 and 1960, Big D earned the leagues' Cy Young Award in 1962, when he won 25 and topped the league in strikeouts for a third time. A member of three World Championship clubs (1959, 1963 and 1965) and two other pennant winners (1956 and 1966), he set a then-Major League record in 1968, tossing 58.2 consecutive scoreless innings, including a record six straight shut-outs. Drysdale gained induction into the Baseball Hall of Fame in 1984.

	W-L	ERA	G	GS	CG	SHO	SV	IP	H	R	ER	HR	BB	SO
Dodgers/MLB (14 years)	209-166	2.95	518	465	167	49	6	3432.1	3084	1292	1124	280	855	2486



International Relations

Throughout their history, in both Brooklyn and Los Angeles, the Dodgers have played a major role in the development of international baseball and forging relationships with countries around the world:

Australia

- The Dodgers played in the historic Opening Series in Sydney in March 2014 against the Diamondbacks in MLB's first regular season games in Australia. The Dodgers, who also played an exhibition game against Team Australia, swept the two-game series, which was held at the historic Sydney Cricket Ground. The series marked the Dodgers' first regular-season games outside of North America.
- In 1986, shortstop Craig Shipley became the first native-born Australian to play in the Majors



Canada

- The Brooklyn and Los Angeles Dodgers had a minor league affiliate in Montreal, Canada from 1939–60. Jackie Robinson made his professional baseball debut and won the International League batting title with the Triple-A Montreal Royals in 1946.

China

- In the spring of 2008, a split-squad of Dodgers traveled to Beijing, China to play against the San Diego Padres at Beijing's Wukesong Stadium in an exhibition and the first-ever Major League games played in that country.
- In 1986, Peter O'Malley paid for construction of a baseball stadium in Tianjin. Named Dodger Stadium, it still exists and is home to the Tianjin Lions of the Chinese Professional Baseball League founded in 2002.

Cuba

- The Dodgers held Spring Training in Havana from 1941-42 and again in 1947.
- Clayton Kershaw and Yasiel Puig joined MLB and the Players' Association on a historic goodwill tour to Cuba in December 2015.

Dominican Republic

- The Los Angeles Dodgers' baseball academy in the Dominican Republic, Campo Las Palmas, underwent a major renovation and re-dedication in 2017 as it celebrated its 30th year in Dodger player development, having officially opened on March 27, 1987. It was the first-of-its kind facility and has since been replicated by numerous teams throughout baseball. Campo Las Palmas is located in the town of Guerra, just east of the Dominican Republic's capital city of Santo Domingo (more information on Campo Las Palmas can be found in the Dodger Stadium section).
- Fernando Valenzuela (2011) and Nomar Garciaparra (2015) have been inducted into the Latino Baseball Hall of Fame at Casa de Campo in La Romana, joining Tommy Lasorda who is a founding member and Goodwill Ambassador of the organization. Lasorda has a statue at the Paseo de los Inmortales, dedicated in 2012, and The Hall of Fame annually bestows an award in his name for a non-Latino who makes significant contributions to Latino baseball. Former Dodger President Peter O'Malley is a past recipient
- The Dodgers' history in the Dominican Republic began in 1948 when they held Spring Training in Ciudad Trujillo.

Japan

- The Dodgers have held three postseason tours of Japan by Brooklyn and Los Angeles teams following the 1956, 1966 and 1993 seasons. The Tokyo Giants visited Vero Beach during Spring Training five times (1961, 1967, 1971, 1975 and 1980).
- In 1966, the Dodgers received a two-ton, 10-foot tall, stone lantern gift from Japanese Hall of Famer Sotaro Suzuki as a token of friendship between the Dodgers and Japan and to commemorate the opening of Dodger Stadium in 1962.
- After the 1993 season, the Dodgers played five exhibition games in Asia as part of the Friendship Series tour, three in Taipei, Taiwan and two in the Fukuoka Dome in Fukuoka, Japan.



Jackie Robinson as a Montreal Royal in 1946.

Dodger trips abroad

- 1956:** Japan (postseason)
- 1964:** Mexico (preseason)
- 1966:** Japan (postseason)
- 1991:** Mexico (preseason)
- 1993:** Japan (postseason)
- 1993:** Taiwan (postseason)
- 2003:** Mexico (preseason)
- 2008:** China (preseason)
- 2010:** Taiwan (preseason)
- 2014:** Australia (regular season)
- 2018:** Mexico (regular season)
- 2024:** Korea (regular season)
- 2025:** Japan (regular season)

- In 1995, Hideo Nomo became only the second Japanese born player to appear in the Major Leagues. The Nomo signing and his success spawned Nomo-mania and opened the door for Japanese players in the United States.
- In 2023, the Dodgers signed Shohei Ohtani and Yoshinobu Yamamoto to two of the largest contract in Major League Baseball history. Ohtani signed a 10-year, \$700 million dollar contract and Yamamoto signed a 12-year, \$325 million.
- In 2025, the Los Angeles signed Roki Sasaki to a minor league contract, becoming the third Japanese pitcher to join the team in the last three season...
- In a highly anticipated homecoming for Ohtani, Sasaki and Yamamoto, the Dodgers open the 2025 MLB season in Tokyo, facing the Chicago Cubs and their Japanese stars Shota Imanaga and Seiya Suzuki. Each team also put exhibition games against Hanshin Tigers and the Yomiuri Giants on the docket.

Korea

- On Sept. 9, 1990, the Dodgers became the first Major League team to have a game broadcast in the Korean language in the United States.
- In 1994, pitcher Chan Ho Park became the first Korean to play in the Major Leagues.
- In 2024, for the second time in franchise history, the Dodgers opened the regular season on another continent, splitting a two-game series against the Padres in Seoul, Korea. That couplet was preceded by exhibition games against the Kiwoom Heroes and Team Korea.

Mexico

- Pitcher Fernando Valenzuela made his Major League debut in 1980. The native of Sonora, Mexico became an international sensation in 1981 and helped the Dodgers win the World Series.
- The Dodgers took a trip to Monterrey, Mexico during Spring Training in 1991 for a two-game exhibition against Industriales de Monterrey and the Milwaukee Brewers
- In 2018, the club played three regular season games against the San Diego Padres in Monterrey from May 4-6 and tossed their very first no-hitter on international soil May 4... The Dodgers also played exhibition games in Mexico City prior to the 1964 season against the Red Devils and in 2003 against the New York Mets.
- Julio Urias won 20 games in 2021, becoming just the 4th Mexican-born pitcher in MLB history to win 20+ games. Two of those 4 were Dodgers (Urias & Valenzuela)
- Julio Urias became the 1st Mexican-born pitcher to ever secure the NL ERA title (2.16).



Kenley Jansen and the Dodgers exchange hats with CPBL All-Stars during the club's pre-season trip to Taiwan in 2010.

Taiwan

- Following the 1993 season, the Dodgers were the first Major League Baseball team to play in Taiwan when they competed against the Chinese Professional League (CPBL) All-Stars for three games as part of the Dodgers' Friendship Baseball Series. The Dodgers also took part in a three-game friendship series against CPBL All-Stars a 2010 Spring Training trip to Taiwan.
- Hong-Chih Kuo in 2000 became the first Taiwanese high school player to sign a professional baseball contract when he signed with the Dodgers.

World Baseball Classic

- In 2017, the Dodgers hosted the semi-finals and championship game of the World Baseball Classic, with the United States claiming their first WBC title in front of a sold-out Dodger Stadium crowd...in 2009, Dodger Stadium also hosted the semi-finals and final (won by Japan).
- Numerous Dodger players have appeared in the tournament, while Tommy Lasorda served as the event's Global Ambassador in both 2006 and 2009.


Miscellaneous

- Dodger Stadium played host to the 1984 exhibition baseball tournament at the Olympic Games in Los Angeles.
- On May 19, 1993, Dodger Stadium hosted the first baseball game to be broadcast in four languages – Chinese, English, Korean and Spanish.



Pregame ceremony being held at the 2017 World Baseball Classic final at Dodger Stadium

National Baseball Hall Of Fame And Museum



NATIONAL BASEBALL HALL OF FAME AND MUSEUM

25 Main Street, Cooperstown, New York 13326

Phone: (607) 547-7200

Public Relations: (607) 547-0215

E-mail address: info@baseballhall.org

Website: baseballhall.org

Summer Hours: Memorial Day Weekend - Labor Day Weekend: 9 a.m. to 7 p.m.

Regular Hours: 9 a.m. to 5 p.m.

Holiday Closings: Thanksgiving Day, Christmas Day, and New Year's Day.

DIRECTORY: Jane Forbes Clark (Chairman), Josh Rawitch (President), Lisa Bendino-Anderson (Vice President, Museum Affairs), Shilpa Ketharaju (Vice President Finance and Administration), Sean Gahagan (Vice President, Retail Merchandising & Licensing), Ken Meifert (Vice President, Sponsorship & Development), Ryan Selzner (Vice President, People and Culture)
PR CONTACTS: Jon Shestakofsky (Vice President, Communications & Education) and Craig Muder (Comm. Director)

HALL OF FAME WEEKEND 2025: July 25-28

Class of 2025: Dick Allen, Dave Parker, CC Sabathia, Ichiro Suzuki, Billy Wagner

Awards Presentation: Sat., July 26 **Induction:** Sun., July 27, 1:30 p.m. ET, Clark Sports Center

DODGERS IN THE HALL OF FAME

A total of 63 players, managers and executives in the Hall of Fame spent some of their professional careers with the Brooklyn/Los Angeles Dodgers, including 2025 electee Dick Allen. Eighteen spent the majority of their careers with the Dodgers, including Walter Alston, Roy Campanella, Don Drysdale, Leo Durocher, Burleigh Grimes, Gil Hodges, Sandy Koufax, Tommy Lasorda, Larry MacPhail, Walter O'Malley, Pee Wee Reese, Branch Rickey, Jackie Robinson, Wilbert Robinson, Duke Snider, Don Sutton, Dazzy Vance and Zack Wheat. For a complete list of Brooklyn/Los Angeles Dodgers in the Hall of Fame, visit the "Hall of Famers" team pages at www.baseballhall.org.

2024 DODGERS WORLD SERIES ARTIFACTS IN COOPERSTOWN

- Spikes worn by World Series Most Valuable Player Freddie Freeman in Game 1 and 2
- Jersey worn by Shohei Ohtani during Game 3
- Glove worn by Walker Buehler, the winning pitcher in Game 3 who also saved Game 5
- Cap worn by manager Dave Roberts
- Batting gloves worn by Mookie Betts

NOTABLE DODGERS ARTIFACTS IN COOPERSTOWN

- Jersey worn by Shohei Ohtani during first homestand of 2024 season
- Batting helmet worn by Freddie Freeman on Aug. 6, 2024, when he hit his 500th career double
- Autographed Media Guide used by Vin Scully throughout his final season of 2016
- Bat used by Jimmy Rollins on Aug. 22, 2015 to record his 500th career double.
- Ball from Clayton Kershaw's no-hitter on June 18, 2014.
- Ball from Josh Beckett's no-hitter on May 25, 2014.
- Jersey worn by Andre Ethier during 2014 Opening Series in Sydney, Australia.
- Don Mattingly's locker tag from 2014 Opening Series in Sydney, Australia.
- Lineup card used by Don Mattingly during 2014 Opening Series in Sydney, Australia.
- Jersey with All-Star collar stars worn by eventual Cy Young Award winner Clayton Kershaw during his ninth win of the season on July 7, 2011.
- Matt Kemp "Kempman" bat used by Andre Ethier during his 30-game hitting streak in 2011.
- Ball signed by Jeff and Jered Weaver on June 20, 2009 during Dodgers-Angels game started by them, the 21st brother-brother matchup in history.
- Cap worn by manager Joe Torre during his team's 13-game home winning streak to open the 2009 season.
- Batting gloves worn by Orlando Hudson during his cycle on April 13, one of the record-tying eight in Major League Baseball during the 2009 season.
- No. 42 jersey worn by James Loney on April 15, 2008 for Jackie Robinson Day.
- Bat used by Shawn Green to hit four home runs in one game (May 23, 2002) and seven home runs in a three-day span (a Major League record).
- Baseball from Hideo Nomo's no-hitter on Sept. 17, 1996.
- 1996 Tom Lasorda game-worn jersey.
- Ball from Fernando Valenzuela's no-hitter on June 29, 1990.
- Balls from each of Hall of Famer Sandy Koufax' four no-hitters in (1962, 1963, 1964 and a perfect game in 1965).



Jersey worn by Shohei Ohtani during the Dodgers' first homestand in 2024.

A LOOK AHEAD TO 2026

Ballots for the 2026 Hall of Fame/BBWAA election will be distributed following the 2025 season with results from the voting scheduled to be announced in January 2026. A partial list of first-year candidates for election includes Ryan Braun, Edwin Encarnación, Matt Kemp and Nick Markakis. Historical information on past BBWAA elections and the election process can be accessed at www.baseballhall.org or by contacting the Hall of Fame Communications department.

CONNECT TO COOPERSTOWN

- For news from Cooperstown, visit at www.baseballhall.org. Stay up-to-date on all the activity at the Hall of Fame's official site, on Twitter @baseballhall and through social networking on Facebook, Instagram and TikTok.
- If you would like to receive interesting stories and timely news items direct from the Hall of Fame and get the inside track on the latest happenings in Cooperstown, sign up for *Inside Pitch*. There's no cost to receive our weekly electronic newsletter in your e-mail box at home or work and it's easy to enroll: Just log on to www.baseballhall.org/InsidePitch.
- If you have an interest in receiving *Around The Horn*, the Hall's monthly media newsletter, please send an e-mail to info@baseballhall.org. Be sure to include your name, name of organization and e-mail address. Or visit www.baseballhall.org/media-info.

RESEARCH ASSISTANCE

The Hall of Fame is pleased to provide assistance in baseball research and members of the media are encouraged to utilize this valuable baseball resource whenever necessary by calling the Public Relations department at (607) 547-0215, or the Library Reference desk at (607) 547-0330.



COMMUNITY



2025 Media Guide
Los Angeles Dodgers

What a year 2024 was for the Los Angeles Dodgers and the Community team. In 2024, the Dodgers debuted superstar Shohei Ohtani, and the team went on to win its first World Series since 2020, and for the first time since 1988, they were able to bring a World Series parade back to the streets of Los Angeles. In a year of records being broken on the field, and historic achievements and milestones being met throughout the season, the Dodgers Community team remained committed to engaging diverse communities across our region through thoughtful and meaningful programming and experiences while also expanding opportunities for Dodgers staff, players and coaches to give back.

In addition to supporting MLB Initiatives annually—including Jackie Robinson Day, Childhood Cancer Awareness, Lou Gehrig Day, Play Ball Weekend, Spirit Day and more—Health & wellness, youth education & fitness, access, and service remain foundational pillars allowing the Dodgers Community department the opportunity to provide unique, experiential events, that connect communities (near and far) through intentional planning.



YOUTH EDUCATION & FITNESS



The Dodgers launched another successful season of the LA Reads program, continuing our commitment to inspiring young readers across Los Angeles and helping to end the literacy crisis in the region. The program held several Storytimes, in partnership with local libraries, schools, and nonprofits. This year also marked a special milestone with the first ever dual-immersion Storytime featuring a Japanese/English book read by pitchers Yoshinobu Yamamoto and Evan Phillips. In 2024, the Dodgers Reading Champions challenge inspired young readers to log over 500,000 minutes of reading.

The Dodgers honored No. 42, Jackie Robinson, by highlighting his contributions to the game of baseball and his impact on breaking MLB's color barrier. Partnering with a local USO, the Dodgers Community team visited Alma Fuerte Elementary (built on the site of Jackie's former elementary school) to spread the legacy of Jackie Robinson and assemble care packages for troops to recognize Jackie's military service. It wouldn't be Jackie Robinson Day without paying a visit to Jackie's alma mater, UCLA. At UCLA's baseball field, middle and high school baseball and softball players participated in baseball clinic stations and took in a career panel featuring Dodger Executive Leadership offering insight on careers in professional sports.

With a commitment to promoting healthy choices and an active lifestyle, the Dodgers welcomed 100 underserved youth to a PLAY BALL clinic, led by the team's head athletic trainers. The event focused on educating young athletes about the importance of staying active and the risks of performance-enhancing drugs. Dodger relief pitcher Michael Grove joined the conversation to share his experiences and impart advice on how to make smart choices, both on and off the field.

As a twist to our traditional Back-to-School Backpack Giveaway, the Dodgers in partnership with the Los Angeles Unified School District (LAUSD), gave 20 senior baseball and softball players an unforgettable day at the stadium. These elite high school athletes received VIP access to the Home Clubhouse, Q&A with coaches, Baseball Operations staff, and current players and received surprise gifts including custom gift bags assembled by current Dodger players and their families.

HEALTH & WELLNESS



• The Blue Wishes program is all about turning dreams into reality for those battling serious health challenges. This year, the Dodgers made more than a dozen unforgettable wishes come true. From inviting fans to batting practices and exclusive game-day experiences to incredible meet-and-greets with star players. One especially magical moment came when Dodger superstar Shohei Ohtani surprised a young fan before the game, creating a memory sure to last a lifetime.

• Throughout the season, current and former Dodger players paid visits to UCLA Children's Hospital. With each visit, they brought smiles and spent time connecting with young patients and families, and dedicated hospital staff. The final visit of the year included Mookie Betts serving as their very own Dodgers Santa, delivering gifts and bringing joy to the pediatric floors.

• In honor of MLB's Childhood Cancer Awareness Initiative, 16 patients from UCLA Children's Hospital enjoyed a special day at Dodger Stadium, taking part in an art class where they created drawings of their favorite Dodger players. Later, they returned on Childhood Cancer Awareness Night for a game-day experience like no other. Participants had the opportunity to take the field alongside the players for a special tribute and had their artwork displayed on Dodger Vision as the unique walkup graphics. Their designs were also featured on a custom t-shirt worn by the players during batting practice.

• The Dodgers partnered with Fanatics and Make-A-Wish to grant the wish of becoming a "Dodger for a Day" a reality for eight incredible children. Each child was given the full VIP treatment that included signing a one-day contract administered by Dodgers GM Brandon Gomes, receiving a personalized uniform and even finding their nameplate above a locker in the clubhouse. The magic continued with a private tour of Dodger Stadium, exclusive access to batting practice, and some unforgettable moments being mentored by their favorite players.



V ACCESSIBILITY

• Last season, Kids 4 Dodgers Baseball (K4DB) reached a few milestones. Since the program's inception, we have provided more than 160,000 total K4DB tickets and have served more than 1,000 community groups (67 groups in 2024 alone). In addition to providing tickets, food, and t-shirts, the Dodgers ensure that underserved youth and their chaperones can get to the game by providing transportation to and from Dodger Stadium.

• In preparation for the 2024 General Election, the team partnered with several government agencies and HeadCount, a nonprofit and MLB partner, to host seven voter registration drives at the stadium. The Dodgers also collaborated with the County Registrar's office to host a Mobile Voting Center to give fans a place to cast their ballots, drop off mail-in ballots, or register to vote. Almost 7,000 voters were engaged at the ballpark in the lead up to the November General Election.

• The Dodgers continued their longstanding partnership with Metro in 2024. A partnership to support continued efforts to reduce traffic congestion and promote clean air initiatives through transportation alternatives, Dodger Stadium Express transported more than 375,000 fans to the stadium in 2024. During the annual Metro Day at Dodger Stadium, Metro representatives were on-site distributing GoPasses to students and educating fans on the importance of accessibility and the range of public transportation options available throughout our region.

• The Catching Hope Foundation, established by Will & Cara Smith hosted their first clinic at Dodger Stadium this year. Instead of a typical baseball clinic, the Smiths chose to invite all 130 students from Clifford Elementary, the first school the foundation "adopted", to a community clinic. In partnership with Discovery Cube, Scholastic, and Panda Express, the event featured STEM-focused activities, an obstacle course station, and a book fair. The event kept with the foundation's mission of providing students with the resources, experiences, and skills needed for success.



SERVICE



- The Dodgers are dedicated to supporting our nation's Armed Forces through various activities, programs, and days of appreciation throughout the year. These special opportunities include recognizing a Military Hero of the Game at each home game and inviting active duty service members and veterans to participate in the Big Flag Ceremony during select games. In 2024, we also recognized members of the Wounded Warrior Umpire Academy through UMPS Care, organized a chance for the Marine Corps to meet with the Umpiring Crew of that series, and honored the soldiers with an in-game recognition and camera pan.

- The holiday season can be a challenging time for families struggling financially. To help those in need, Dodger players Anthony Banda, Tony Gonsolin, and Landon Knack along with alumni Manny Mota and Billy Ashley in partnership with Jacoby & Meyers, provided 2,000 Turkeys and all the trimmings to LAUSD families facing homelessness and other financial hardships. Players and managing partners at J&M were on-site to help load up the items and interact with families. In addition to the turkey giveaway, the Dodgers donated \$35,000 to local community non-profits to increase their reach through their own holiday food drives.

- In 2024, the Dodgers nominated outfielder Mookie Betts for MLB's Roberto Clemente Award, given to a player who best represents the game of Baseball through extraordinary character, community involvement, philanthropy, and positive contributions, both on and off the field. Through his work with his 50/50 Foundation, Mookie and his wife Brianna aim to provide youth with the support needed for success both on and off the field - specifically with access to resources and equipment that promote physical activity, good nutrition, improved mental health, and financial literacy.



WORLD SERIES LEGACY IMPACT

As part of MLB's World Series Legacy Initiative, the Dodgers, in partnership with the Los Angeles Dodgers Foundation, and Will and Cara Smith's Catching Hope Foundation, committed to three literacy corner beautifications in various parts of South LA, San Fernando Valley, and Echo Park. The combined renovations amount to an investment of approximately \$75,000 across three campuses in the region. The first literacy corner renovation was unveiled during the World Series at Clifford Elementary and included the beautification of a large outdoor reading sanctuary and garden.

LA COMMUNITY TOUR



With so much build up leading into 2024, the Community team knew the annual Community Tour was going to have to lead off the season with a homerun. For more than 15 years, the Dodgers Love LA Community Tour presented by Bank of America, provides the opportunity to engage fans ahead of the start of Spring Training and highlight many of the new and ongoing initiatives that continue to strengthen the Greater LA region and the Los Angeles Dodgers.

Tour Highlights included:

- Employee Day of Service for Dodgers and Bank of America volunteers. In partnership with the LA Regional Food Bank and the Downtown Women's Center, volunteers prepped and assembled meals for families, women, and seniors across Los Angeles County. 144 volunteers packaged food that would go on to feed more than 29K people in the region.
- LA Reads Storytime Reading at Gabriella Charter Elementary School with Dodgers rookie Landon Knack
- Dodgers' rookies Landon Knack and Nick Frasso helped spread joy to more than 500 youth and their family's experiencing homelessness during an epic birthday celebration at Dodger Stadium. In partnership with Worthy of Love, the Tour continued to remind children that everyone is worthy of love.
- Former Dodger Pitcher and Riverside's very own, Joe Kelly joined 2000 high school youth at Corona High School for a pep rally where he had the opportunity to show off some moves in a dance-off that later went viral.
- Former Dodger Joe Kelly, along with pitchers Emmet Sheehan, Gavin Stone, and Michael Grove surprised customers at Jack in the Box locations in Ontario and Northridge.
- Dodger legend and broadcaster Orel Hershisier joined Emmet Sheehan, Gavin Stone, Landon Knack, and Michael Grove for a Senior Prom for 400 senior citizens at the City of Carson Senior Center.
- Dodger superstar Mookie Betts partnered with Bank of America to host a financial literacy workshop at the stadium. Students were given financial literacy handbooks and participated in a workshop led by Bank of America staff.
- Starting pitcher Tony Gonsolin visited the North Central Animal Shelter to raise awareness about the crises at the shelters and the need for more people to look to their local shelters when considering getting a new pet.
- 16 Dodgers including Tyler Glasnow, Brusdar Graterol, James Outman, Miguel Vargas, and Evan Phillips took approximately 50 students from Belmont High School to Universal Studios. Many of these students were unaccompanied minors that had only recently arrived in the country.

@DODGERSFOUND

LOS ANGELES DODGERS FOUNDATION



2025 Media Guide
Los Angeles Dodgers



BIGGER THAN BASEBALL

LASTING IMPACT FOR LOS ANGELES



\$63.5 MILLION+
INVESTED IN PROGRAMS
AND GRANTS

10.6 MILLION+
YOUTH IMPACTED

OUR VISION

The Los Angeles Dodgers Foundation envisions a city where everyone regardless of ZIP code has the opportunity to thrive.

OUR MISSION

We tackle the most pressing problems facing Los Angeles with a mission to improve education, health care, homelessness and social justice for all Angelenos.

FOCUS AREAS



EDUCATION



HEALTH CARE



HOMELESSNESS



SOCIAL JUSTICE



WHAT WE DO

Through a social justice lens, we run and fund programs that level the playing field.

COMMUNITY INFRASTRUCTURE

Provide access to resources, basic essentials and safe recreational spaces through food and basic necessities distributions.

SPORTS-BASED YOUTH DEVELOPMENT

Support coaches and recreation park partners to facilitate development in sport skills and social and emotional learning.

LEADERSHIP & CAPACITY BUILDING

Develop capacity and leadership for youth, adults, partners and grantee organizations through programming and scholarship opportunities.



EQUITY-FOCUSED GRANTMAKING

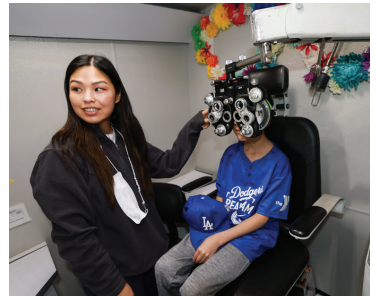
Fund organizations focused on social justice and closing equity gaps in play, education, health care and homelessness.

STRATEGIC COMMUNITY ENGAGEMENT

Strategically engage with community partners, non-profit and civic leaders and funders.

KNOWLEDGE SHARING & CONVENING

Amplify the work of community partners and leaders through grantee and partner convenings.



WAYS TO GIVE

During the 2025 season, all fundraising will support the Los Angeles Dodgers Foundation's ongoing wildfire relief efforts



DONATE

Through online donations or gifts of stock, fans can make a personal donation or donate in honor of a loved one.

Dodgers.com/LADF



AUCTIONS

Throughout the season, Dodger fans can bid online on special experiences, memorabilia, and autographed items from current Dodger players, coaches, and legends.

Dodgers.com/Auctions



DODGERS ALL-ACCESS

Enjoy an all-access pass to Dodger Stadium with on-field experiences like hitting in the batting cage to pitching in the bullpen and more.

Dodgers.com/AllAccess



50/50 RAFFLE

LADF hosts the 50/50 Raffle at every home game where 50% of the jackpot is awarded to the winner and the remaining 50% supports local community organizations.

Dodgers.com/5050raffle



RIBBON BOARD

Fans can celebrate special occasions by ordering personalized Ribbon Board Messages, displayed under the Left Field Dodger Vision screen during home games.

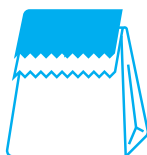
Dodgers.com/RibbonBoard



RUN

LADF's Sunset Run features a breathtaking course around Dodger Stadium and a cool-down lap around the warning track. All runners receive a Dodgers tech shirt, finisher's medal, and a limited-edition bobblehead!

Dodgers.com/Run



SPOUSES MYSTERY BAG

In partnership with the Dodger spouses, fans can purchase autographed baseballs signed by current Dodger players, coaches, alumni and broadcasters.



RETAIL

At every home game, fans may purchase LADF Logo T-shirts, autographed baseballs, jerseys, photos, and other items at the LADF Homebase located in Centerfield.

EDUCATION | HEALTH CARE | HOMELESSNESS | SOCIAL JUSTICE



@dodgersfoundation



@DodgersFdn



/LosAngelesDodgersFoundation

Dodgers.com/LADF

Your 2025

SPANISH RADIO BROADCASTERS LINEUP



Pepe
YÑIGUEZ

Former Dodger
Luis
CRUZ

José
MOTA



1020
KTNQ AM

For more information on KTNQ 1020 AM contact mpalacios@latinomedianetwork.com



MEDIA



2025 Media Guide
Los Angeles Dodgers

Communications

Office: (323) 224-1301 Fax: (323) 224-1459



JON WEISMAN
VP, Communications
(323) 224-4252
jonw@ladodgers.com



JOE JARECK
Senior Director,
Public Relations
(323) 224-1549
joej@ladodgers.com



JUAN DORADO
Senior Director,
Player Relations
(323) 224-1342
juand@ladodgers.com



STEVE BRENER
PR Consultant
(323) 224-1344
steveb@bzapr.com



ALLY SALVAGE
Manager,
Public Relations
(323) 224-1353
allys@ladodgers.com



HAYLEY TENNANT
Coordinator,
Public Relations
(323) 224-3604
hayleyt@ladodgers.com



MARK LANGILL
Team Historian
(323) 224-1539
markl@ladodgers.com



JON SOOHOO
Team Photographer
(323) 224-1499
jons@ladodgers.com

2025 Dodger Stadium Media Guidelines

In conjunction with Major League Baseball, the Los Angeles Dodgers will adhere to the following media rules and regulations for all regular season games held at Dodger Stadium.

Access:

- Media gates will open five (5) hours prior to game time for all matchups except for 12:10/1:10 p.m. start times, at which media gates will open four (4) hours prior to game time.
- All media must leave the ballpark no later than 90 minutes following the conclusion of postgame interviews.

Credentials:

- Daily credentials are available on MLB's credential site at credentials.mlb.com. All daily applications will close 24 hours before first pitch. Late applications and day of game changes will not be accepted.
- Full season credentials will be awarded to qualifying media. These will be accepted at all regular season games in addition to all BBWAA cards and MLB-issued credentials.
- Please contact Ally Salvage (AllyS@ladodgers.com) with questions about credentials.

Parking:

- Media parking is available in Lot B off the Left Field Reserve stadium gate.
- Media should enter Dodger Stadium through Gate A, which is located at the intersection of Vin Scully Avenue and Stadium Way, and check in at the gated guard booth in the far righthand lane. Full season credentials and BBWAA credentials will serve as season-long parking passes. Media with daily credentials will be on that select day's media parking list.
- Please note that during sellouts, high profile games such as Opening Day, and during the Postseason, off-site parking lots may be needed. A notice would be sent out ahead of time for this special occasions.

Media Will Call/Entrance:

- Media Will Call is located at a marked ticket window outside the Left Field Reserve Team Store at the top of Lot B parking lot and will open in accordance with times set above. Media Will Call will close at the start of the game.
- After credential pickup, media can enter the stadium to the right through the gate adjacent to Media Will Call on the Reserve Level.
- If a media member is running late and cannot obtain their credential prior to first pitch, please contact Ally Salvage at (626) 825-2270 to coordinate credential pickup.

Media Availabilities & Player/Manager/Staff Interviews:

- Pre-game and post-game interviews may occur inside of the interview room.
- Interviews may also be conducted on the field during designated periods of field access (pre- and post-game).

Writing Press Guidelines:

- Writing press will be assigned a seat location in the Vin Scully Press Box. During high profile games such as Opening Day and Postseason, media may be assigned to sit in the Auxiliary Box or inside of the Press Box dining room.
- Please check the seating charts in the Press Box for daily seating assignments. If your outlet does not appear on the seating chart, media can sit in the dining room.

Photography Guidelines:

- Photographers will be permitted on-site five (5) hours prior to first pitch and must leave the ballpark no later than 90 minutes after the conclusion of postgame interviews.
- Photo Positions:

All dugout well photo positions are pre-marked and assigned ahead of time.

If you wish to switch between first base and third base photo wells, please wait for the middle of an inning and walk on the dirt warning track behind home plate. Proceed with caution.

Photo Well Reminders:

No transmitting is allowed in dugout wells, unless in a netted basket. This must be done from a location inside the building.

- Please be mindful of players while in the dugout wells and allow them to enter/exit the dugout prior to entering/exiting the well.
 - Ethernet cables may be used in the standing photo positions to directly transmit from the camera. No laptops may be used in the standing photo positions. Only netted well spots may transmit via laptop.
- No bags or cases are allowed in the wells, unless in a netted basket. Any prohibited items will be removed by security. Texting is the only form of telephone communication allowed in the wells; pictures, videos, and phone calls are not permitted.

Remote Cameras:

Remote cameras must be approved by Jon SooHoo or Juan Ocampo once in place. If any issues arise, please contact Jon SooHoo at (626) 676-0762.

Television Live Shots:

- TV crews may shoot stand-up segments from the warning track on the field along the first and third base sides.
- Live shots must conclude by the start of pregame ceremonies. In-game or post-game live shots can be done from Lot B.
- TV crews can remain on site for the duration of the game but must sit in the Press Box Conference Room during the game.

Media Materials:

- All media information, including the 2025 Media Guide, will be available online at mlbpressbox.com/lad and will also be emailed out to credential holders ahead of each game.
- Login information for the online Press Box is as follows:
Username: media@ladodgers.com
Password: dodgers

WiFi information is as follows:

Username: MLB-Press

Password: Hom3Run!

Lineups will be printed and distributed in the back of the Press Box. No other printed information media materials will be available.

Media Dress Code:

- Major League Baseball requests media members covering games to dress in an appropriate and professional manner that reflects their respect for their colleagues, the teams, and the players they are covering. Clubhouses, dugouts, press boxes, interview rooms and the playing field are working areas, and MLB expects members of the media to adhere to a business casual dress code. Wearing team branded clothing is not permitted. A full description of MLB's media dress code can be found at www.mlbpressbox.com.

****To reach media locations after entering stadium from Lot B Reserve Level:**

- Press Box: Make a right down the concourse after entering the stadium and take the home plate elevators to Level 5. The Press Box entrance is directly across from the elevators.

- **Interview Room:** Use the home plate elevators and proceed to Level 1. Exit the elevators and make a left down the hallway. Security will scan your credential and lead you to the interview room, which is just past the metal double doors.

- **Clubhouses:** Use the home plate elevators and proceed to Level 1. Exit the elevators and make a left down the hallway to visit the Dodgers clubhouse and make a right down the hallway to visit the Visitors' clubhouse. Security will scan your credential.

- **Photo Wells + Photographer Work Space:** Photographers who are assigned to shoot in the photo wells can utilize the Visiting Clubhouse digital hallway. To locate the hallway, take the home plate elevators down to Level 1 and make a right hand turn, past the glass team store.

- Security will scan your credential.
- The workspace will be equipped with tabletops, stools, and power strips.
- Cases, roller bags, and other non-essential equipment should be placed under the table when not in use.

- **Field Level:** Take the home plate elevators down to Level 1. Exit the elevators and make a left, walk down the hallway and down the stairs. Continue on the pathway until reaching a second set of stairs on your right, which will lead you up to the field level. Security will scan credentials.

Dodgers Media Contacts:

Jon Weisman | JonW@ladodgers.com | (310) 569-0067 (c)
 Joe Jareck | JoeJ@ladodgers.com | (323) 363-6754 (c)
 Juan Dorado | JuanD@ladodgers.com | (310) 874-4407 (c)
 Ally Salvage | AllyS@ladodgers.com | (626) 825-2270 (c) *handles credentials
 Steve Brenner | SteveB@ladodgers.com | (818) 398-8039 (c)
 Hayley Tennant | HayleyT@ladodgers.com | (925) 222-0646
 Jon SooHoo | soohoopphoto@mac.com | (626) 676-0762 (c)



Joe Davis

Broadcaster

Joe Davis enters his 10th season as a member of the Dodger broadcast team on SportsNet LA and ninth as the lead play-by-play voice for the club. In 2022, Davis, 35, was named the lead voice for Major League Baseball on Fox, replacing Joe Buck, and one of the network's lead NFL announcers. He has been calling play-by-play on Fox Sports' national coverage of pro and college football, Major League Baseball and college basketball since 2014.

Davis attended Beloit College (Wis.), where he was a four-year letter winner and two-time captain of the school's football team, as well as earning a bachelor's degree in communications with a minor in journalism. During the football off seasons, Davis assumed play-by-play duties for the school's athletic department, announcing baseball and men's and women's basketball games on local radio and television and served as the voice of Buccaneer spring sports for his final three years on campus before graduating in 2010.

Prior to his senior year of college, Davis secured a summer job with the Schaumburg Flyers baseball team of the independent Northern League, serving as the team's play-by-play voice and media relations director. He then moved on to the Montgomery (Ala.) Biscuits, the Double-A affiliate of the Tampa Bay Rays, and was named Southern League Broadcaster of the Year in 2012. While in Montgomery, Davis also worked for the Baylor Independent Sports Properties Network and Comcast Sports Southeast, where he called play-by-play for college football, basketball and baseball.

In July 2012, Davis made the jump to national television at the age of 24, joining ESPN as an announcer for college baseball, basketball, football, hockey and softball and also appeared in spot duty for Major League Baseball on ESPN radio.

Davis resides in Pasadena with his wife Libby, daughter Charlotte and sons Blake and Theo.



Nomar Garciaparra

Broadcaster

Nomar Garciaparra is in his 12th season behind the microphone for the Dodgers, serving as an analyst for SportsNet LA's game broadcast and pre-and-post game telecasts.

A native of Whittier, CA, and a graduate of Bellflower's St. John Bosco High School, Garciaparra played 14 seasons in the Major Leagues with the Red Sox, Cubs, Dodgers and A's, posting a .313 batting average with 229 home runs and 936 RBI. He was the

AL Rookie of the Year in 1997, American League batting champion in 1999 and 2000, National League Comeback Player of the Year with the Dodgers in 2006, a six-time MLB All-Star, and won a Silver Slugger Award in 1997.

Garciaparra attended Georgia Tech and was a first-round pick of the Red Sox in 1994. He made his MLB debut in 1996 and as a rookie with the Red Sox in 1997, Garciaparra hit 30 home runs and had 98 RBI, setting a MLB record for RBI by a leadoff hitter and most homers by a rookie shortstop.

Garciaparra played three seasons with the Dodgers in 2006-08, earning an All-Star selection at first base and helping the team reach the postseason in 2006. After playing with Oakland in 2009, Garciaparra signed a one-day contract with Boston in 2010 to retire as a member of the Red Sox. In 2014, Garciaparra was inducted into both the Boston Red Sox Hall of Fame and the Latino Baseball Hall of Fame in the Dominican Republic.

Following the end of his playing career, Garciaparra worked at ESPN, appearing on Baseball Tonight, MLB game telecasts as well as the network's coverage of the College World Series and the Little League World Series from 2011-13.

Garciaparra was a member of the 1992 U.S. Olympic baseball team and his wife, Olympian and World Cup soccer champion Mia Hamm, played on the 1996, 2000 and 2004 women's Olympic soccer teams. The couple married in 2003, and have twin girls, Grace and Ava, and a son, Garrett. Both Garciaparra and Hamm are among the investors in Major League Soccer's Los Angeles Football Club (LAFC).



Orel Hershiser

Broadcaster

Dodger great and Emmy Award-winning broadcaster Orel Hershiser enters his 12th season as a color commentator and analyst for the Dodgers on SportsNet LA. He was inducted in the Dodgers' Ring of Honor in 2023, becoming a Legend of Dodger Baseball.

Hershiser is a multi-time Southern California Sports Broadcasters Association award winner for his work as an analyst on both the game broadcast and the Dodgers' pre- and postgame telecasts. He previously was behind the microphone at ESPN from 2006-13 as a color analyst for their Baseball Tonight, Sunday Night Baseball, College World Series and Little League World Series programming.

The three-time All-Star right-hander played 18 seasons in the Majors, including 13 with the Dodgers, who he helped lead to a 1988 World Championship. That year, Hershiser led the National League in wins (23), innings pitched (267), shutouts (8) and complete games (15) en route to a Cy Young Award, and set the all-time Major League record of 59 consecutive scoreless innings (Aug. 30-Sept. 28). He established his place in Dodger lore with a dominant 1988 Postseason, when he earned both NLCS and World Series MVP honors, and became the only player in history to win those honors in addition to the Cy Young Award in the same season. He later received both The Sporting News Pitcher of the Year and Sports Illustrated Sportsman of the Year awards for his brilliant season.

Hershiser attended and played baseball at Bowling Green (OH) State University and was drafted in the 17th round by the Dodgers in the 1979 Major League First-Year Player Draft. It was during a game in his rookie year of 1984, that Hershiser was nicknamed "Bulldog," in an effort by Dodgers Hall of Fame manager Tommy Lasorda to get Hershiser to adopt a tougher attitude on the mound.

After finishing his playing career with the Dodgers in 2000 and briefly working for the team, he joined the Rangers as a special assistant to General Manager John Hart in the fall of 2001. He was named the Rangers' pitching coach in 2002 and after the 2005 season, he became Executive Director of the Rangers.

He has co-authored or authored two books: *Out of the Blue* and *Between the Lines: Nine Things Baseball Taught Me About Life*. Hershiser has two sons, Quinton and Jordan, and two stepchildren, Spencer and Sloane. He and his wife Dana reside in Las Vegas.



Eric Karros

Broadcaster

Eric Karros enters his fourth season as part of the Dodger broadcast team. Karros will work as an analyst for game broadcasts as well as pre- and postgame shows. The 2024 season marks Karros' 21st consecutive year calling games. He began broadcasting in 2004 with the Dodgers' NL West division-clinching game against the Giants for FOX. He spent two years at ESPN calling MLB, the Little League World Series and College World Series games. In 2007, he returned to Fox. He now enters his

17th year at Fox, where he has worked World Series, League Championship Series, All-Star Games, and regular season games for national broadcast.

Karros was selected by the Dodgers in the sixth round of the 1988 First-Year Player Draft out of UCLA. He won the 1992 NL Rookie of the Year and was the Opening Day first baseman for the club nine of the next 10 years. Karros spent parts of 12 seasons with the Dodgers, winning the Silver Slugger Award in 1995 and finishing his career in L.A. as the all-time L.A. Dodgers home run leader with 270. He is one of three Dodgers in franchise history to have five 30 home run/100 RBI seasons, the other two being Hall of Famers Duke Snider and Gil Hodges. He remains the only Dodger in franchise history to hit two homers in one inning (Aug. 22, 2000, sixth inning vs. Montreal). Karros played 14 Major League seasons, including 2003 with the Chicago Cubs and 2004 with the Oakland A's. Karros earned a degree in economics from UCLA.



Jessica Mendoza

Broadcaster

Jessica Mendoza is in her fourth season with the Dodger broadcast team. A groundbreaker in baseball broadcasting, in 2015 with ESPN Mendoza became the first woman to serve as an analyst for nationally-televised MLB games. Also in 2015, Mendoza became the first female analyst for a nationally televised MLB Postseason game, calling the American League Wild Card Game on ESPN. That year, she also became the first female analyst for a Men's College World Series telecast.

From 2016-2020, Mendoza was a color analyst on the ESPN Sunday Night Baseball team. In 2020, she became the first woman to serve as a solo analyst for a national package of MLB game telecasts including weeknight games and holiday baseball. On Sept. 29, 2021, Mendoza along with Melanie Newman, became the first all-female team to broadcast a game for ESPN when they called the Dodgers vs. Padres game at Dodger Stadium. Mendoza has also provided analysis on ESPN and ABC Little League World Series coverage since 2016.

Mendoza is a two-time Olympic medalist in softball, having won gold in Athens (2004) and silver in Beijing (2008) for Team USA. In 2006, she was named the USA Softball Athlete of the Year and was also recognized in 2008 as the Women's Sports Foundation Sportswoman of the Year. In 2019, Mendoza was inducted into the National Softball Hall of Fame. Mendoza was a four-time First-Team All-American while playing outfield at Stanford University. She was a three-time Stanford Female Athlete of the Year and a First-Team Academic All-American in 2002. Mendoza earned a bachelor's degree in American Studies in 2002 and a master's in social sciences in education in 2003.



Stephen Nelson

Broadcaster

Stephen Nelson is in his third season as part of the Dodger broadcast team and is slated to call more than 70 home and road games for SportsNet LA this season.

Nelson, 35, is a Southern California native and graduated from Chapman University. He attended Marina High School in Huntington Beach and has worked professionally for MLB Network, NHL Network, NBC Sports, YouTube and Apple-TV+ calling Major League Baseball and National Hockey League games. In 2021, MLB Network tapped him to host its most popular show, "Intentional Talk," alongside Kevin Millar. In addition

to "IT," Nelson has also hosted programs for the MLB and NHL networks, including MLB Tonight, MLB Now, Hot Stove, and NHL Tonight. Prior to joining MLB Network, he was a host and broadcaster for Bleacher Report. He also called games for the 2023 World Baseball Classic in Japan.

Nelson is a proud Japanese American and is the only Asian American play-by-play announcer working for a Major League Baseball team. He lives in Los Angeles with his wife, Cori, who is a news anchor for NBC News and MSNBC, their sons Kai and Crews, and dog, Nash.



Kirsten Watson

Broadcaster

Kirsten Watson begins her fifth season with the Dodger broadcast team as a reporter and host, where she contributes to SportsNet LA's game broadcasts and studio programming as well as pre- and postgame coverage on both television and radio. During the Dodgers' offseason, Watson is the gameday reporter and host for the Los Angeles Rams.

Watson previously spent two years as a reporter and host with Spectrum SportsNet, appearing on pre-, post- and in-game broadcasts of the Los Angeles Lakers, Los Angeles Sparks and South Bay Lakers while also co-hosting the network's Lakeshow studio program. She also served as a producer for the National Football League, creating localized content for international markets, hosting its Game Recognize Game series, and organizing international trips for NFL players for content and media opportunities to help grow the game globally. Watson continues to host Monday Night Football on Channel 5 in the UK, an international broadcast in partnership with NFL Network.

Watson is a graduate of Columbia University and was a member of the school's volleyball team. Following the completion of her master's degree in broadcast from Columbia Journalism School, Watson was awarded the Stuart Scott Internship-Scholarship from the National Association of Black Journalists and ESPN, where she produced video packages for SportsCenter and NFL Live.



Rick Monday

Broadcaster

Former Dodger outfielder and two-time Major League All-Star Rick Monday is in his 33rd season as a Dodger broadcaster and 41st season overall with the organization, including eight as a player.

Monday, who joined the Dodgers' broadcast team in 1993, began his broadcasting career as a sports anchor on KTTV in Los Angeles in 1985, while also calling play-by-play and hosting the pregame show for Dodger games on DodgerVision and Z Channel. He was nominated for an Emmy as host of the Dodgers' pregame show on KTTV's "Dodger Central" in 1988 and he earned an Emmy for Live Sports Coverage in

2001. Monday has also called games for the College World Series and spent four seasons with the Padres.

A star at Arizona State University, Monday led the Sun Devils to the 1965 College World Series Championship and earned All-American and College Player of the Year honors before the Kansas City Athletics made him the first player ever selected in the Major League First-Year Player Draft in 1965. He was inducted into the ASU Hall of Fame in 1975 and the College Baseball Hall of Fame in 2016.

Monday, who spent six years in the Marine Corps Reserves while playing in the big leagues, made his Major League debut in 1966 and, after spending six seasons with the Athletics and five seasons with the Cubs, came to the Dodgers as part of a five-player trade in 1977. He played eight seasons in LA, and propelled the Dodgers to the 1981 World Series with a dramatic, game-winning home run in the winner-take-all Game 5 of the NLCS at Montreal. Overall, Monday compiled a .264 career batting average with 241 home runs and 775 RBI in 19 big-league seasons, while helping the Dodgers win a World Championship in 1981 and three NL pennants (1977, 1978, 1981).

On April 25, 1976 at Dodger Stadium, two protesters attempted to set fire to an American flag in the outfield and Monday, playing for the Chicago Cubs, ran over and grabbed the flag out of their hands and returned it to the Dodger dugout as the crowd erupted in cheers. The scoreboard behind the left-field bleachers in the stadium later flashed the message, "Rick Monday... You Made A Great Play...". He would later receive the Presidential Commendation for "Service To Others" from Gerald Ford.

Monday and his wife, Barbaralee, who make regular visits to various veteran's hospitals throughout the year, reside in Vero Beach during the offseason.



Tim Neverett

Broadcaster

Tim Neverett is in his seventh season as a member of the Dodgers' broadcast team and will handle the play-by-play on select games on AM 570 while also occasionally anchoring the pre-game and post-game shows on SportsNet LA.

He is the author of the book *Covid Curveball* on the Dodgers 2020 World Series championship season. During the offseason, Neverett calls college basketball nationally on FS1 and college hockey on the New England Sports Network. He also serves as a professor in communication studies at Emerson College.

Neverett previously served as the radio play-by-play voice of the Boston Red Sox for three seasons (2016-18) following a seven-year stint as the radio and television play-by-play announcer for the Pittsburgh Pirates. Before joining the Pirates, Neverett worked for FSN Rocky Mountain, including as a studio host for Colorado Rockies games during the 2008 season. He also served the network as a play-by-play announcer for Rockies games, college football, basketball, hockey, lacrosse, arena football, and track and field. In addition, Neverett hosted talk shows for both the nationally syndicated Sporting News Radio Network and ESPN 560 in Denver where he was named the 2005 Best Radio Sports-Talk Host by Westword magazine. Neverett also worked in Las Vegas calling games on radio and TV for the Padres' and Dodgers' Triple-A teams, as well as Las Vegas' International Hockey League team and the UNLV baseball and football teams. Neverett, who began his broadcasting career in 1985 with Pittsburgh's Double-A affiliate Nashua, also called baseball, softball, basketball, and soccer as well as hockey and skiing during four Olympic Games from 2002-2008.

Neverett played college baseball at Emerson College in Boston, and he and his wife Jessica have three sons: Matthew, Kyle and Drew.



Charley Steiner

Broadcaster

Five-time Emmy Award-winner and National Radio Hall of Famer Charley Steiner enters his 21st season with the Dodgers, handling play-by-play duties for the club's radio broadcast on AM 570.

Before joining the Dodgers, Steiner broadcast three years for the New York Yankees on WCBS Radio and the YES Network. Prior to his seasons with the Yankees, Steiner spent 14 years at ESPN, where his responsibilities ranged from anchoring

SportsCenter to working play-by-play for Major League Baseball and Saturday Primetime Football. He served as SportsCenter's primary boxing reporter/analyst and also contributed to the Emmy and CableACE Award-winning Outside the Lines series. Steiner also called the 2006, 2009 and 2013 World Baseball Classics for XM Radio and MLB International, respectively, and broadcast MLB games live from seven different countries.

Steiner graduated from Bradley University, where its School of Sports Communication was named in his honor in 2015. Steiner, who was inducted into the Bradley's Sports Hall of Fame in 1995, also established the Charles H. Steiner Endowed Scholarship, which is given annually to Bradley broadcasting majors. In March 2022, Steiner was inducted into the Missouri Valley Conference Hall of Fame.

Steiner began his professional broadcasting career in 1969 at WIRL Radio in Peoria, Illinois as a newscaster, and made career stops in Davenport, New Haven, Hartford and Cleveland before returning to his native New York, where he was the morning sportscaster on WOR radio, while serving as sports director for the RKO Radio Network. In addition, Steiner called the play-by-play for the USFL New Jersey Generals and, later, for the New York Jets on WABC radio.



Luis Cruz

Broadcaster

Luis Cruz enters his first season as an analyst for the team's Spanish-language radio broadcasts alongside Pepe Yñiguez and José Mota. Cruz recently retired from an astounding 24-season professional career, including two seasons with the Dodgers.

Cruz, 41, brings a wealth of baseball experience to the Spanish team. Originally from Navojia, Mexico, Cruz signed as an amateur free agent with the Boston Red Sox in 2000 and made his pro debut at age 17 the following year. Cruz concluded his playing career in the Mexican Pacific Winter League for the Mayos de Navojia, for whom he batted .250 in 174 plate appearances in 52 games while playing at least one game at each of the nine positions.

Cruz played five seasons in the Major Leagues (2008-10, 2012-13), slashing .234/.272/.316 in 652 plate appearances with the Pittsburgh Pirates (2009-09), Milwaukee Brewers (2010), Los Angeles Dodgers (2012-13) and New York Yankees (2013). With the Dodgers in 2012, the righty produced a .297/.322/.431 stat line in 296 plate appearances with six home runs and 40 RBI. He also served as the starting third baseman for Mexico in the 2013 World Baseball Classic, across the diamond from Dodger teammate and current SNLA analyst Adrián González.



José Mota

Broadcaster

José Mota, the son of Dodger legend Manny Mota, is in his fourth season with the Dodger broadcast team and will primarily call games on the Dodgers' Spanish language simulcast alongside Pepe Yñiguez and Luis Cruz.

A two-time Emmy Award winner, Mota spent 20 seasons with the Angels' TV and radio broadcast teams serving in multiple English and Spanish roles. In 2021, he became the first Latin-born former player to be a full-time English TV broadcaster for a Major League team. On Aug. 19-20, 2017, Mota became the first MLB broadcaster to have called play-by-play on a team's English radio/TV broadcasts and Spanish radio/TV broadcasts, as well as working as a color analyst on both platforms. Mota was Vladimir Guerrero's translator for the 2018 Hall of Fame Induction Ceremony in Cooperstown, becoming the first translator in the HOF ceremony's history.

Mota's first-ever MLB broadcast assignment was for Los Angeles Dodgers Spanish radio in 2001. In the years since, he has been a broadcaster/analyst for Fox (where he broadcasted MLB and NFL games), MLB Network, ESPN, TBS, Bally Sports, MLB Radio, DirecTV Latin America and Yahoo Sports. Mota was a sideline reporter/analyst for ESPN during the inaugural World Baseball Classic in 2006 and has worked on broadcasting teams for every WBC (2009, 2013, 2017, and 2023).

A former Major League second baseman with the San Diego Padres (1991) and Kansas City Royals (1995), Mota also played in the Dodger organization in 1987-88. Mota was a two-time Collegiate All-American second baseman at Cal State Fullerton, 1984 National Champion and earned a bachelor's degree in communications from CSUF. Mota made his film debut in Kevin Costner's "For Love of the Game."

The Mota family founded the non-profit Mota's Faces in 2011, which promotes the involvement of American youth in assisting impoverished school children and their families in his native Dominican Republic and Colombia and Venezuela. Mota and his family make their home in the San Gabriel Valley.



Pepe Yñiguez

Broadcaster

Pepe Yñiguez enters his 28th season as a Dodger broadcaster after joining the club in 1997 and Jose Mota and Luis Cruz on the club's Spanish-language radio broadcast sits alongside.

Yñiguez previously hosted the Dodgers' pregame and postgame shows, "Hablando con los Dodgers," in 1993 and covered select Spanish-language broadcasting assignments for the club in 1997 before joining the team full-time in 1999.

Starting in 1992, Yñiguez broadcasted numerous events for Fox Sports International, including every World Series from 1997-2005. In 1997, he called the All-Star Game at Jacobs Field in Cleveland alongside Tito Fuentes and Dennis Martínez. He has also broadcasted the annual Caribbean Series. From 1993-95, Yñiguez served as the color commentator for Los Angeles Raiders broadcasts. During past offseasons, he also hosted "Central Deportiva," a weekly sports talk show airing Sunday afternoons, on KWKW in Los Angeles.

Yñiguez resides with his wife Rafaela in La Habra, and has four children, Edgar, Alenrry, Karissa and Jaquely.



John Hartung
SPORTSNET LA



Jerry Hairston Jr.
SPORTSNET LA



Adrián González
SPORTSNET LA



James Loney
SPORTSNET LA



David Vassegh
AM 570/SNLA



Tim Cates
AM 570

Dodger Broadcasters Through The Years

ENGLISH BROADCASTERS		SPANISH BROADCASTERS	
Year	Broadcasters	Year	Broadcasters
1939-41	Red Barber, Al Helfer	1954-57	Buck Canel
1942	Red Barber, Alan Hale	1958	Rene Cardenas, Miguel Alonzo, Milt Nava
1943-47	Red Barber, Connie Desmond	1959-61	Rene Cardenas, Jaime Jarrin, Miguel Alonzo
1948-49	Red Barber, Connie Desmond, Ernie Harwell	1962-72	Jose Garcia, Jaime Jarrin
1950-53	Red Barber, Connie Desmond, Vin Scully	1973-81	Jaime Jarrin, Rudy Hoyos
1954-55	Vin Scully, Connie Desmond, Andre Baruch	1982-89	Jaime Jarrin, Rene Cardenas
1956	Vin Scully, Connie Desmond, Al Helfer, Jerry Doggett	1990	Jaime Jarrin, Rene Cardenas, Tito Rondon
1957	Vin Scully, Al Helfer, Jerry Doggett	1991-97	Jaime Jarrin, Rene Cardenas
1958-76	Vin Scully, Jerry Doggett	1998	Jaime Jarrin, Rene Cardenas, Pepe Yñiguez
1977-87	Vin Scully, Jerry Doggett, Ross Porter	1999-2002	Jaime Jarrin, Pepe Yñiguez
1988-93	Vin Scully, Don Drysdale, Ross Porter	2003-2009	Jaime Jarrin, Pepe Yñiguez, Fernando Valenzuela
1993-2004	Vin Scully, Ross Porter, Rick Monday	2010-2011	Jaime Jarrin, Pepe Yñiguez, Fernando Valenzuela, Manny Mota
2005	Vin Scully, Rick Monday, Charley Steiner, Al Downing	2012-2020	Fernando Valenzuela, Jorge Jarrin
2006-2008	Steve Lyons	2021	Jaime Jarrin, Pepe Yñiguez, Fernando Valenzuela
2009-2013	Vin Scully, Rick Monday, Charley Steiner, Steve Lyons, Jerry Reuss	2022	Jaime Jarrin, Pepe Yñiguez, Fernando Valenzuela, José Mota
2014-15	Vin Scully, Rick Monday, Steve Lyons	2023-2024	Pepe Yñiguez, Fernando Valenzuela, José Mota
2016	Vin Scully, Rick Monday, Charley Steiner, Kevin Kennedy	2025	Pepe Yñiguez, José Mota, Luis Cruz
2017-18	Nomar Garciaparra, Orel Hershisier, Alanna Rizzo		
2019-2020	Vin Scully, Rick Monday, Charley Steiner, Kevin Kennedy		
2021	Nomar Garciaparra, Orel Hershisier, Alanna Rizzo, Joe Davis		
2022	Rick Monday, Charley Steiner, Joe Davis, Orel Hershisier, Alanna Rizzo, Nomar Garciaparra, Tim Neverett		
2023- current	Rick Monday, Charley Steiner, Joe Davis, Orel Hershisier, Nomar Garciaparra, Tim Neverett, Kirsten Watson		

Dodgers Radio Network

Station	On Dial	City	Station	On Dial	City
KLAC	570	Los Angeles	KCAL*	1410	Riverside-San Bernardino, CA
KTNQ*	1020	Los Angeles	KXTK	1280	San Luis Obispo/Santa Maria, CA
KMPC#+	1540	Los Angeles	KOXR	1480/102.1	Oxnard, CA
KQTM-FM	101.7	Albuquerque, NM	KHTS	98.1/1220	Santa Clarita, CA
KHTY	970	Bakersfield, CA	KVEN	1450	Ventura/Oxnard, CA
KBOV	1230	Bishop, CA	KOXR*	910/102.7	Oxnard, CA
KCBL	1340	Fresno, CA	KSBQ*	1480	Santa Maria, CA
KLLE*	107.9	Fresno, CA			
KYVA	1230	Gallup, NM			
KIKI	990	Honolulu, HI			
KAVL	610	Lancaster/Palmdale, CA			
KISF*	103.5	Las Vegas, NV			
KUUU	103.9	Palm Springs, CA			
KPWK	1350	Riverside, CA			

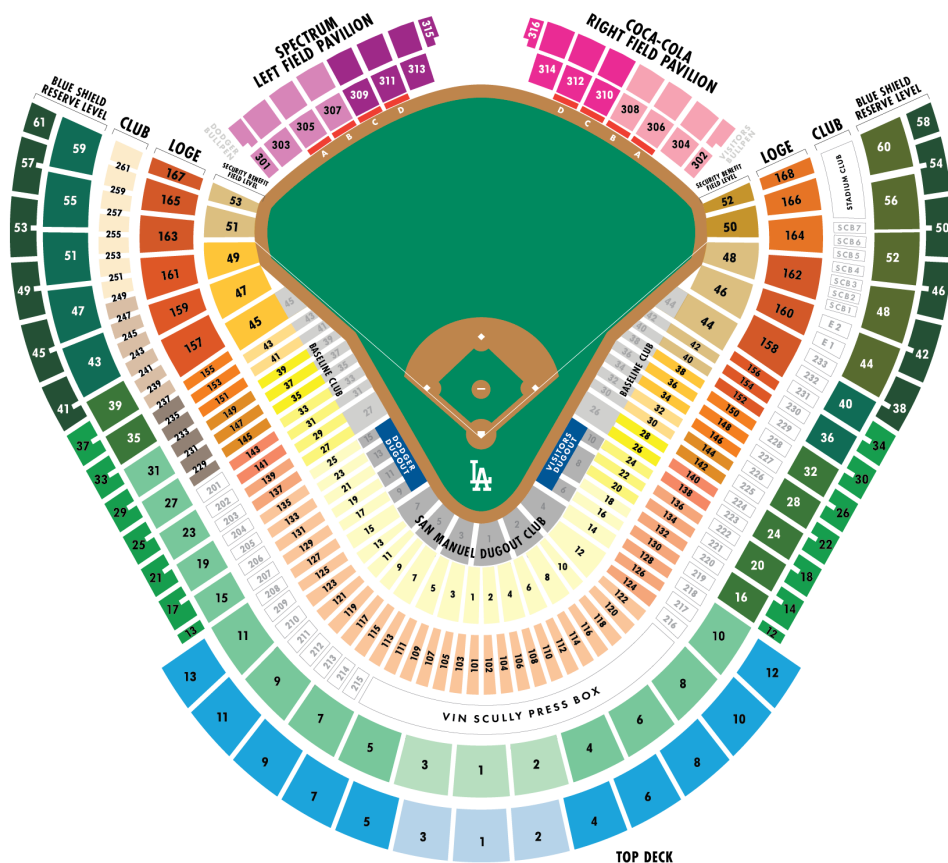
* Spanish + Selected Games # Korean

All games may be heard on the Dodgers' radio home, AM 570 LA SPORTS (English), Latino Media Network 1020 KTNQ AM (Spanish) and the Dodgers Radio Network.

Dodgers Media Partners



Dodger Stadium Seating Diagram



Pre-Game Times At Dodger Stadium

Game Time	12:10 p.m.	1:10 p.m.	6:10 p.m.	7:10 p.m.
Auto Gates Open	10:10 a.m.	11:10 a.m.	4:10 p.m.	5:10 p.m.
Stadium Gates Open	10:40 a.m.	11:40 a.m.	4:40 p.m.	5:40 p.m.
Dodger Batting Practice	9:20 a.m.- 10:45 a.m.	10:20 a.m.- 11:45 a.m.	3:20 p.m.- 4:45 p.m.	4:20 p.m.- 5:45 p.m.
Visiting Batting Practice	10:46 a.m.- 11:25 a.m.	11:46 a.m.- 12:25 p.m.	4:46 p.m.- 5:25 p.m.	5:46 p.m.- 6:25 p.m.
First Pitch	12:10 p.m.	1:10 p.m.	6:10 p.m.	7:10 p.m.



DODGERS

HOME & AWAY SCHEDULE

25

MAR/APR

SUN	MON	TUE	WED	THU	FRI	SAT
		13 3:10a	14 3:10a	20	21	22
23 TBO	24 TBO	25 TBO	26	27 4:10	28 7:10	29 6:10
LAA	LAA	LAA	DET	DET	DET	DET
30	31 7:10	1 7:10	2 5:38	3	4 3:45	5 1:05
	ATL	ATL	ATL	PHI	PHI	PHI
6 10:35a	7 3:45	8 3:45	9 1:05	10	11 7:10	12 6:10
PHI	WSH	WSH	WSH	CHC	CHC	CHC
13 4:10	14 7:10	15 7:10	16 7:10	17	18 5:05	19 1:05
CHC	COL	COL	COL	TEX	TEX	TEX
20 11:35a	21	22 4:40	23 4:00	24	25 7:10	26 6:10
TEX		CHC	CHC	PIT	PIT	PIT
27 1:10	28 7:10	29 3:10	30 12:10			
PIT	MIA	MIA	MIA			

MAY

SUN	MON	TUE	WED	THU	FRI	SAT
				1	2 4:15	3 4:15
4 10:35a	5 3:40	6 3:40	7 1:40	8 6:40	9 6:40	10 5:10
ATL	MIA	MIA	ARI	ARI	ARI	ARI
11 1:10	12	13 7:10	14 7:10	15 7:10	16 7:10	17 6:10
ARI		ATH	ATH	ATH	LAA	LAA
18 1:40	19 7:10	20 7:10	21 7:10	22	23 4:10	24 4:15
LAA	ARI	ARI	ARI	NYM	NYM	NYM
25 4:10	26 3:10	27 3:10	28 10:10a	29	30 7:10	31 4:15
NYM	CLE	CLE	CLE	NYM	NYM	NYM

JUNE

SUN	MON	TUE	WED	THU	FRI	SAT
1 1:10	2 7:10	3 7:10	4 7:10	5 3:10	6 5:15	7 TBO
8 4:10	9 6:40	10 6:40	11 TBO	12	13 7:10	14 7:10
STL	SD	SD	SD	STL	SF	SF
15 4:10	16 7:10	17 7:10	18 7:10	19 7:10	20 7:10	21 7:10
SF	SD	SD	SD	SD	WSH	WSH
22 1:10	23	24 5:40	25 5:40	26 12:10	27 5:10	28 1:10
WSH		COL	COL	COL	KC	KC
29 4:10	30					
KC						

JULY

SUN	MON	TUE	WED	THU	FRI	SAT
6 1:10	7 4:40	8 4:40	9 11:10a	10	11 7:15	12 1:05
HOU	MIL	MIL	MIL		SF	SF
13 1:05	14	15	16	17	18 7:10	19 6:10
SF					MIL	MIL
20 1:10	21 7:10	22 7:10	23 1:10	24	25 4:10	26 4:15
MIL	MIN	MIN	MIN	BOS	BOS	BOS
27 4:10	28 4:10	29 4:10	30 4:10	31		
BOS	CIN	CIN	CIN			

AUGUST

SUN	MON	TUE	WED	THU	FRI	SAT
				1 4:30	2 TBO	
3 9:10a	4 7:10	5 7:10	6 1:10	7	8 7:10	9 6:10
TB	STL	STL	STL	TOR	TOR	TOR
10 1:10	11 6:38	12 6:38	13 6:38	14	15 7:10	16 6:10
TOR	LAA	LAA	LAA	SD	SD	SD
17 1:10	18 5:40	19 5:40	20 5:40	21 12:10	22 6:40	23 5:40
SD	COL	COL	COL	COL	SD	SD
24 4:10	25 7:10	26 7:10	27 5:40	28	29 7:10	30 6:10
SD	CIN	CIN	CIN	ARI	ARI	ARI
31 1:10						
ARI						

SEPTEMBER

SUN	MON	TUE	WED	THU	FRI	SAT
				1		
7 10:35a	8 7:10	9 7:10	10 7:10	11	12 7:15	13 4:05
BAL	COL	COL	COL		SF	SF
14 1:05	15 7:10	16 7:10	17 7:10	18 7:10	19 7:10	20 6:10
SF	PHI	PHI	SF	SF	SF	SF
21 1:10	22	23 6:40	24 6:40	25 12:40	26 6:40	27 6:40
SF		ARI	ARI	ARI	SEA	SEA
28 12:10	29	30				
SEA						

TOKYO SERIES

HOME

AWAY

OFF

FREEWAY SERIES
EXHIBITION GAME

FREEWAY SERIES
EXHIBITION GAME



Dates, times and opponents are subject to change. All times are Pacific Time.
Schedule current as of 1/2/25.

Track your Dodger Dog spending.

For questions about money, Los Angeles Dodgers™ fans turn to Erica®, the virtual financial assistant, in the Bank of America Mobile Banking app.



Here's a look at your
spending by category.



Restaurants & Dining
\$442.92 of \$600
average spent



BANK OF AMERICA

