



2013 SAN DIEGO PADRES **MEDIA GUIDE**

be a great one.

We know being a great pet parent is more than just a belly rub. It's about caring for all of your pet's **physical, mental, social** and **emotional** needs. At Petco, we believe in **WholePets®**. It's our commitment to provide all of the products, services and advice you need to help you be a great pet parent.

Be a great one. Go to petco.com/wholepets or your local Petco for details.



complete care for your pet's health.



#GreatOne

petco 

TABLE OF CONTENTS



PADRES IN THE COMMUNITY	3-7
Padres Go Green	7

2013 FRONT OFFICE	8-23
Front Office Directory	8-11
Ownership	12-13
Fowler, Ron	14
Garfinkel, Tom	15
Byrnes, Josh	16
Executives	17-19
Baseball Operations	20-23

2013 SAN DIEGO PADRES	25-182
Black, Bud	26-27
Coaching Staff	28-34
Baseball Support Staff	35-37
Medical Staff	38
Player Bios	39-180
40-Man Roster	181

2012 SEASON IN REVIEW	183-196
Season Highlights	184-185
Batting Statistics	186
Pitching Statistics	187
Runs Scored By Inning	187
Record By Days	187
Record By Months	187
Starters And Relievers	187
Record When	188
Starts By Batting Order	188
Starts By Position	188
Ejections	188
Home Run Notes	188
Disabled List	189
Win-Loss Breakdown	189
Highs And Lows	190-191
Day-By-Day Results	192-194
Transactions	195-196

HISTORY AND RECORDS	197-266
Padres Hall of Fame	198-200
Padres in Cooperstown	200
Retired Numbers	200
Local Award Winners	201
National Award Winners	202
All-Star Selections	203
Annual Standings & Attendance	204
Interleague Play Results	205
Annual Records vs. Opponents	206
All-Time Records vs. Opponents	207
Attendance Records	207
Opening Day History	208-211
Annual Batting Totals	212
Annual Pitching Totals	213
Annual Batting Leaders	214-216
Annual Pitching Leaders	217-219
Career Batting Leaders	220-221
Career Pitching Leaders	222-223
Longest Games In Padres History	223
Single-Season Batting Leaders	224-225
RBI Leaders By Position	225
Single-Season Pitching Leaders	226-227
Low-Hit Games	228-229
Home Run History	230-237
Single-Season Records	238-240
Longest Winning Streaks	239
Single-Game Records	241-243
Inning Records	244
Doubleheader Records	245
Consecutive Records	245-246
Rainouts & Delays	246
Rookie Records	247
Batting Records By Position	248
Relief Pitching Records	248
The Last Time It Happened	249-250
Triple Plays	250
Last Trade With	251
Postseason History (By Year)	252-259
All-Time Roster	260-265
Longest Padres Hitting Streaks	263
National Baseball Hall of Fame	266

OPPONENTS	267-278
Arizona Diamondbacks	268
Atlanta Braves	268
Chicago Cubs	269
Cincinnati Reds	269
Colorado Rockies	270
Los Angeles Dodgers	270
Miami Marlins	271
Milwaukee Brewers	271
New York Mets	272
Philadelphia Phillies	272
Pittsburgh Pirates	273
St. Louis Cardinals	273
San Francisco Giants	274
Washington Nationals	274
Baltimore Orioles	275
Boston Red Sox	275
New York Yankees	276
Seattle Mariners	276
Tampa Bay Rays	277
Toronto Blue Jays	277



TABLE OF CONTENTS

PLAYER DEVELOPMENT 279-360

Scouting & Player Development Staff	280-283
Scouts	284-287
Award Winners and All-Stars.....	288-289
Organizational Leaders	290
Tucson Padres (Triple-A)	291-293
San Antonio Missions (Double-A)	294-296
Lake Elsinore Storm (Single-A).....	297-299
Fort Wayne TinCaps (Single-A).....	300-302
Eugene Emeralds (Short-A).....	303-305
Arizona League Padres (Rookie).....	306-309
DSL Padres (Rookie)	310-312
Dominican Republic Baseball Park	313
Padres Affiliate History	314
2012 First-Year Player Draft.....	315
All-Time First-Round Draft Picks	316
Players	317-359

MISCELLANEOUS.....361-377

Petco Park Information.....	362-366
Communications Staff	367
Media Guidelines	367
Local Media	368
Broadcasters	369-375
Spring Training	376
Petco Park Seating Chart.....	377

PRODUCED BY THE SAN DIEGO PADRES COMMUNICATIONS DEPARTMENT

Sarah Farnsworth - SVP, Public Affairs
Josh Ishoo - Editor
Shana Wilson - Assistant Editor
Fernando Alcala - Assistant Editor
Jonathan Griffith - Graphic Designer

DESIGN/EDITORIAL ASSISTANCE

Sue Botos Justin Gaspar
Harrison Boyd Nhu Tran
Oliver Yambao Darren Feeney
Nicole Smith

INTERIOR PHOTOGRAPHY

Andy Hayt
Shana Siler
Scott Wachter

PRINTING

Ben Franklin Press • Tempe, AZ

STATISTICS

MLB Baseball Information System
Elias Sports Bureau
Stats LLC
MiLB.com

The information contained within the 2013 San Diego Padres Media Guide is accurate as of February 8, 2013.

It is intended for use by accredited media members. Those desiring to use this information for commercial purposes must contact the Padres Media Relations Department at (619) 795-5265.

For more information about the Padres visit:

www.padres.com
www.padresbeisbol.com
www.facebook.com/padres
www.twitter.com/padres



PADRES IN THE COMMUNITY

THE PADRES FOUNDATION - CONNECTING WITH OUR COMMUNITY LIVE ♦ LEARN ♦ PLAY



The Padres Foundation for Children was established in 1995 with the commitment of making a meaningful and enduring impact on San Diego's youth in the areas of children's health, education and recreation (baseball/softball).

The Padres Foundation is a community asset, inspired to help youth **LIVE, LEARN and PLAY** by investing in efforts that support youth in the San Diego and Baja regions, building community pride through positive connections with fans, players and Padres staff, and leading the community through relevant and visible programs and partnerships.

PLAY

The Foundation's signature programs each represent a unique initiative. In 2013, in support of the **PLAY** component, the Padres are proud to expand the **Youth Baseball Initiative**, a program which began in 2012. In its inaugural year, the Youth Baseball Initiative outfitted more than 11,000 youth baseball players in authentic Majestic Padres jerseys and matching caps, supporting the four Little League districts closest to Petco Park. In 2013, the program expanded to include more than 14,000 youth baseball players on more than 1,000 local teams. The jerseys and caps represent different eras of Padres baseball, celebrating the team's history and connecting our youngest fans to their home team's proud past and promising future.

While the **Youth Baseball Initiative** is the hallmark of the Padres' efforts to support youth baseball, other programs in support of **PLAY** include:

- ♦ **Little Padres Parks** – Since 1996, the Padres have been building or refurbishing youth baseball and softball fields on both sides of the international border, providing a clean, safe place where youngsters can play baseball or softball. Thanks to the generosity of Padres partner Bank of America, the existing Little Padres Park at Damato Field was refurbished in 2012, and two more will be improved in 2013.
- ♦ **Annual Coaches Clinics** – Events specific to both youth baseball and youth softball, focusing on helping adults learn skills that will allow them to help their youth players excel in the sport.
- ♦ **Youth Baseball and Softball Days at Petco Park** – In addition to the **Youth Baseball Initiative** highlighted above, these are special days allowing us to celebrate the sport and honor the athletes and volunteer coaches while helping the individual leagues and teams raise funds.
- ♦ **The Padres Jr. RBI program** – This effort, facilitated by the **San Diego Hall of Champions**, encourages grass-roots interest and participation in baseball and softball through skill development clinics and national competition for kids ages 5-12.
- ♦ **Padres Baseball Camps** - These inner-city clinics are supported by **STAR/PAL** (Sports, Training, Academics & Recreation/Police Athletic League) and teach kids baseball fundamentals and encourage interaction with law enforcement through the game of baseball.





PADRES IN THE COMMUNITY

LIVE

The Padres Foundation's **LIVE** initiative encourages kids to make healthy lifestyle decisions and reaches out to children battling life-threatening conditions, providing a lifetime of memories in one visit to the ballpark.



Several of the programs in support of **LIVE** include:

- ◆ **FriarFit presented by YMCA** - This effort helps to promote a healthy lifestyle for San Diego's youth through the offering of healthy menu items at the ballpark, conducting FriarFit "Instant Recess" exercise breaks before every Sunday home game at Petco Park, and providing "Instant Recess" DVDs to area elementary and middle schools.
- ◆ **Stand Up to Cancer (SU2C)** - In 2010, the Padres followed the lead of Major League Baseball and became the first team to partner with SU2C. Our support of this organization, which allocates 100 percent of funds raised to collaborative cancer research, continues in 2013.
- ◆ **Pancreatic Cancer Action Network (PANCAN)** - In 2013, the Padres worked with the Pancreatic Cancer Action Network (PANCAN) to establish the Darrel Akerfelds #48 Legacy Fund in honor of long-time Padres Bullpen Coach "Ak", who battled the disease for nearly two years before his death in June 2012.
- ◆ **Cindy Matters Fund/VIP program** - Our VIP (Very Important Padre) program reaches out to children facing life-threatening conditions, and is named after a special fan who lost her battle with cancer in 1997. Our VIPs are patients who need the opportunity to "just be kids" for an evening. These VIPs and their families visit with players on the field before the game, get autographs, receive a special gift from a Padres player and many enjoy the game from the US Bank Dream Suite.
- ◆ **MLB "Go Beyond" Health Initiatives** - In addition to SU2C, the club works in conjunction with and in support of Major League Baseball on league-wide events such as Mother's Day Breast Cancer Awareness, Father's Day Prostate Cancer Awareness, P.L.A.Y. (Promoting a Lifetime of Activity for Youth) and Play Smart in the Sun.

LEARN

The Padres Foundation's **LEARN** efforts center around promoting and supporting higher education and recognizing the region's outstanding teachers.

Padres Foundation programs in support of **LEARN** include:

- ◆ **Padres Scholars** - Established in 1995, this program was the first of its kind in professional sports, serving as a model for several other MLB teams' education initiatives. Padres players have invested annually in college scholarships and since its inception, the program has raised \$2.3 million in support of nearly 400 economically challenged and academically talented students.
- ◆ **Teacher Appreciation Night** - The Padres recognize the efforts of local educators during our annual Teacher Appreciation Night, which includes a pregame ceremony saluting the newly-named San Diego County District Teachers of the Year and reigning County Teachers of the Year. This night also allows schools to raise funds by encouraging administrators, teachers, students and their families to attend the game in support of their school.
- ◆ **Dominican Republic** - The Padres are committed to providing advanced educational opportunities and health and fitness curriculum for children and families in and around the town of Najayo, home to the Padres' world-class baseball training facility in the Dominican Republic.



PADRES IN THE COMMUNITY

FIRST RESPONDERS

- ◆ **First Responders Recognition Program** – New in 2013, the Padres are proud to recognize San Diego's First Responders community, specifically San Diego Police, Fire-Rescue and Sheriff's personnel and their families, for their service to San Diego with special pregame ceremonies, ticket discounts and in-game recognition held throughout the season.



TEAM FOR THE MILITARY HONOR ◆ EDUCATE ◆ CONNECT

The Padres and the Padres Foundation are proud to continue our deep tradition of recognizing the military community throughout the year. Our local military bases, including Camp Pendleton, Balboa Naval Hospital, Marine Corps Recruit Depot, MCAS Miramar and Navy Region Southwest, our military families and our veteran community continue to be a club priority.



- ◆ **Military Opening Day presented by Northrop Grumman** – As the **Team For The Military**, this special day celebrates San Diego's vast military history and our hometown heroes, kicking off a season of Sunday salutes to the men and women serving in our Armed Forces, our military families and veterans..
- ◆ **Branch Appreciation Days presented by USAA** – Throughout the season we recognize each branch of the Armed Services to thank them for their service, while educating our fans about San Diego's military community, including our military families and veterans.
- ◆ **Military Spouse Appreciation Day, Military Family Salute & Salute to the Military Child** – The Padres will recognize and thank the military families who also serve with courage, resilience and strength.
- ◆ **Marine Recruit Sundays** – Recruits from the Marine Corps Recruit Depot are permitted to attend a Sunday Padres home game prior to graduation. These recruits are hosted in partnership with USAA.
- ◆ **Welcome Home** – The Padres invite service members returning home from deployment and their families to a game, giving them the opportunity to reconnect and enjoy America's favorite pastime.
- ◆ **Military Website** – In 2011, the Padres launched padres.com/military, a website dedicated to those who protect our country, providing a platform for each branch of the Armed Services to share the stories and experiences of our military's men, women, veterans and families. The website also serves as an information portal to showcase San Diego's nonprofit programs supporting our military community.



PADRES IN THE COMMUNITY

PADRES BEISBOL

San Diego is a culturally and ethnically diverse region. The Padres continue to reach out to our Hispanic fans and fans south of the border through a variety of initiatives including:

- ◆ **Spanish-language broadcasts** – The team broadcasts all 162 games on Spanish-language radio, with Eduardo Ortega and Juan Avila bringing the play-by-play. In 2013, the club will broadcast 75 games on Spanish television, with Eduardo Ortega and Carlos Hernandez in the booth.
- ◆ **Hispanic Heritage Comunidad Awards** - Established in 2012, this series of awards is designed to recognize and pay tribute to individuals or organizations whose work makes a positive impact on those who live and work in San Diego's Hispanic community. In support of the Padres Foundation's community vision, three awards are given throughout the season, one each in the areas of children's health (LIVE), children's education (LEARN) and youth baseball/softball or youth fitness (PLAY).
- ◆ **Ve a Los Padres con los Padres** - This unique program provides fans south of the border with a game ticket and transportation to Petco Park for a Padres home game. Tienda de los Padres (the Padres Store in Tijuana) hosts this popular program.
- ◆ **Social Media** – The Padres are proud to host a Spanish-language website, padresbeisbol.com as well as a dedicated Spanish-language Facebook page (facebook.com/padresbeisbol) and Twitter page ([@LosPadres](https://twitter.com/LosPadres)).



HELPING HAND

Interaction between players and fans plays a vital role in the magic of baseball. Padres players remain active and involved in the community individually and also in support of the club's philanthropic initiatives. Player outreach ranges from individual volunteerism to participating in club-organized events including FanFest, Player Photo Day, Junior Padres Sunday Signings, Youth Baseball Initiatives, visits to military installations and many charitable events throughout the community.

Fans may contribute to the Padres Foundation through a number of fundraising activities, including the annual awards dinner, in-ballpark scoreboard messages, the sale of used equipment and signed memorabilia and the annual "Shirts off their Backs" fundraiser.

For more information on the Padres' community programs and outreach, please visit padres.com/community.

PADRES IN THE COMMUNITY



PADRES GO GREEN: The San Diego Padres organization and its contracted partners, in collaboration and cooperation with Major League Baseball and federal, state and local governmental agencies, are committed to the development, implementation and execution of the Green Initiative for Petco Park.

The Green Initiative is a comprehensive, proactive and aggressive plan to save energy and reduce waste. Every area of Petco Park plays a role in waste reduction through programs like recycle sorting, food waste composting, plastic wrap and foam diversion, and cooking oil recycling. The Padres make every effort to close the loop, including using landscape compost made from ballpark food waste and biodiesel made from used cooking oil. The goal is to operate the ballpark and its ancillary facilities in an environmentally responsible manner, unequaled by any other facility of its type.

In 2012, the Padres, through collaboration with Hines, Aramark and DNC Sportservice, far surpassed their goal of a 65 percent recycling rate at Petco Park, reaching 76 percent by year's end. Petco Park aims to exceed that rate again in 2013.

New in 2013, the Padres have partnered with ECotality to install five electric vehicle charging stations on the first floor of the Padres Parkade, located at 10th Ave. and J St.

AWARDS AND RECOGNITION

- ◆ City of San Diego Recycler of the Year Award (2005, 2009, 2010, 2011)
- ◆ San Diego Environmental Partner Award (2006)
- ◆ Waste Reduction Director's Recycling Award (2007, 2008)
- ◆ San Diego Downtown Partnership Sustainability Award (2009)
- ◆ California Integrated Waste Management Board Waste Reduction Award Program (2009, 2010)
- ◆ U.S. Environmental Protection Agency's WasteWise Gold Achievement Award for Public Venue Recycling (2009, 2010)
- ◆ Governor's Environmental and Economic Leadership Award (GEELA) (2010)
- ◆ U.S. EPA's WasteWise Gold Achievement Award for Food Recovery (2011)
- ◆ CalRecycle Waste Reduction Award (2011)



DIRECTORY

OFFICERS

Executive Chairman	Ron Fowler
President/Chief Executive Officer.....	Tom Garfinkel
Executive Vice President/General Manager.....	Josh Byrnes
Executive Vice President/Senior Advisor	David M. Winfield
Senior Vice President, Business Development.....	Tyler Epp
Senior Vice President, Public Affairs	Sarah Farnsworth
Senior Vice President, Business Administration/General Counsel.....	Erik Greupner
Senior Vice President, Baseball Operations.....	Omar Minaya
Senior Vice President/Chief Financial Officer.....	Ronda Sedillo
Special Assistant to the President/Chief Executive Officer	Tony Gwynn
Special Assistant to the President/Chief Executive Officer	Trevor Hoffman

EXECUTIVE ASSISTANTS

Executive Assistant to the Executive Chairman	Gaby Garcia
Executive Assistant to the President/Chief Executive Officer.....	Anita Barton
Executive Assistant to the Executive Vice President/General Manager.....	Julie Myers
Executive Assistant to the Senior Vice President/Chief Financial Officer	Kim Romano
Executive Assistant to the Senior Vice President, Business Administration/General Counsel	Virginia Wait

ACCOUNTING/FINANCE

Director, Accounting	Todd Bollman
Assistant Director, Payroll & Risk Management	Claire Abernethy
Manager, Accounting.....	Devin Carr
Accountant, Ticketing & Special Events	Corey Bystedt
Accountant, Accounts Payable/Coordinator, Diverse Business Partners.....	Gina Jarin
Accountant, Accounts Receivable	Michelle Matsuo
Financial Analyst	Kara Vermeulen
Coordinator, Payroll.....	Matt Brynie
Coordinator, Workers' Compensation & Risk Management	Darius McGhee
Coordinator, Purchasing.....	Doris Middleton

BALLPARK MANAGEMENT

Vice President, Ballpark Operations/General Manager, Petco Park	Mark Guglielmo
Director, Guest Services.....	Kameron Durham
Director, Event Operations	Ken Kawachi
Director, Security.....	John Leas
Director, Field Operations.....	Luke Yoder
Manager, Event Operations.....	Rob Arnold
Manager, Event Operations.....	Roberto Castro
Manager, Guest Services	Christina Hall
Manager, Security & Transportation	Matt Kennedy
Manager, Premium Services	Shawn Rossi
Supervisor, Event Operations.....	Mark Schmidt
Assistant Head Groundskeeper.....	Matt Balough
Coordinator, Loading Dock	Edgar Morales
Coordinator, Guest Services	Amanda Stephen
Assistant Groundskeeper	Daniel Mudd

BASEBALL OPERATIONS

Vice President/Assistant General Manager.....	A.J. Hinch
Vice President/Assistant General Manager of Player Personnel	Chad MacDonald
Vice President/Assistant General Manager.....	Fred Uhlman, Jr.
Vice President, Player Development & International Scouting.....	Randy Smith
Special Assistant to the General Manager	Brad Ausmus
Special Assistant, Baseball Operations.....	Mark Loretta
Director, Scouting	Billy Gasparino

DIRECTORY

Director, Team Travel/Equipment Manager	Brian Prilaman
Director, Baseball Operations.....	Josh Stein
Assistant to the Director, Scouting	Eddie Ciafardini
Manager, Visiting Clubhouse.....	Dave Bacharach
Manager, Player Development & International Operations	Juan Lara
Manager, Minor Leagues.....	Warren Miller
Minor League Equipment Manager	Zachary Nelson
Architect, Baseball Systems.....	Wells Oliver
Developer, Baseball Systems.....	Brian McBurney
Senior Quantitative Analyst	Chris Long
Advance Scout, Baseball Operations.....	Nick Ennis
Advance Scout, Baseball Operations.....	Ben Sestanovich
Assistant to Baseball Operations & Professional Scouting	Alex Slater
Assistant Equipment Manager/Umpire Room Attendant.....	Tony Petricca
Assistant to the Equipment Manager.....	Spencer Dallin
Head Athletic Trainer.....	Todd Hutcheson
Assistant Athletic Trainer.....	Paul Navarro
Strength & Conditioning Coach	Brett McCabe
Physical Therapist / Coordinator, Medical Services	Rick Stauffer
Massage Therapist.....	Philip Kerr
Video Coordinator.....	Mike Tompkins
Coordinator, Peoria Operations.....	Linda Barron

COMMUNICATIONS

Manager, Publications & Media Relations	Fernando Alcala
Manager, Player & Media Relations	Josh Ishoo
Manager, Communications & Broadcasters	Shana Wilson

COMMUNITY RELATIONS

Vice President, Community Relations	Sue Botos
Manager, Latino Affairs	Alex Montoya
Manager, Community Relations	Veronica Nogueira
Manager, Community Relations & Padres Foundation	Nhu Tran
Coordinator, Community Relations & Padres Foundation.....	Christina Papasedero

CONCESSIONS & RETAIL

Vice President, Concessions & Retail	Scott Marshall
Director, Concessions & Fan Experience.....	Jonathan Tillman

CORPORATE PARTNERSHIPS

Vice President, Corporate Partnerships	Jarrold Dillon
Director, Partnership Development	Joe Mulford
Manager, Partnership Services	Evin Martinez
Manager, Partnership Services	Eddie Quinn
Manager, Partnership Services	Alyssa Shuman
Manager, Partnership & Suite Services.....	Andrea Smith
Manager, Partnership Development.....	Ryan Thorvaldsen
Manager, Partnership Development.....	Matt Webb
Coordinator, Partnership Fulfillment	Michelle Willette
Account Executive, Partnership Development	John Torris
Assistant, Partnership Fulfillment	Hayley Graul



DIRECTORY

ENTERTAINMENT & PRODUCTION

Director, Entertainment & Production	Erik Meyer
Manager, Game Presentation & Production	Jennifer Cota
Manager, In-Park Entertainment	Mike Grace
Manager, Entertainment & Production Engineer	Hendrik Jaehn
Coordinator, Entertainment	Ashley Gladden
Graphic Animator	Jahil Nelson
Video Show Director/Videographer	David Desrochers
Video Producer	Sandy O'Toole
Video Editor	Stephanie Yang

HUMAN RESOURCES

Director, Human Resources	Sara Greenspan
Supervisor, Mailroom	Alan Valantine
Specialist, Benefits & Compensation	Naima Wareham
Specialist, Recruiting & Training	Vince Limtiaco
Assistant, Human Resources	Chrissy Gamboa

INFORMATION TECHNOLOGY

Vice President, Information Technology	Steve Reese
Manager, Information Technology	Ray Chan
Supervisor, Applications Developer	Seth Glantz
Help Desk Administrator	Kathlene Gusel
Technician, Information Systems	Oscar Castro
Telecom Administrator	Katie Leisz

LEGAL

Associate General Counsel	Caroline Perry
---------------------------------	----------------

MARKETING & CREATIVE SERVICES

Director, Brand Development	Nicole Smith
Manager, Promotions & Merchandising	Michael Babida
Manager, Marketing Services	Harrison Boyd
Manager, Creative Services	Oliver Yambao
Graphic Designer	Justin Gaspar
Graphic Designer	Jonathan Griffith

MILITARY AFFAIRS

Director, Military Affairs	Mike Berentson
Coordinator, Military Affairs	Mia Taravella

PETCO PARK EVENTS

Vice President, Petco Park Events	Jeremy Horowitz
Sales Manager, Petco Park Events	Allie Boes
Sales Manager, Petco Park Events	Kristie Ewing
Coordinator, Petco Park Events	Stephanie Grace
Coordinator, Petco Park Events	Jaclyn Lash

RETAIL OPERATIONS, MEXICO

Manager, The Padres Baseball Store (La Tienda de Beisbol, Tijuana)	Rebeca Ramirez
Coordinator, Marketing	Andrea Lopez
Sales Associates	Kenji Bravo, Ernesto Garnica, Ivan Garza, Jese Osuna, Eduardo Pantoja, Jonatan Salcedo

DIRECTORY

TICKET OPERATIONS

Director, Ticket Operations.....	Jim Kiersnowski
Assistant Director, Ticket Distribution.....	Jeff Brown
Manager, Ticket Distribution.....	Casey Hudkins
Manager, Ticket Distribution.....	Gabriel Kunde
Manager, Ticket Systems.....	Ellen LoPresti
Coordinator, Ticket Systems.....	Michael Kelly
Coordinator, Ticket Operations.....	Leigh Forrester
Coordinator, Disabled Guest Services.....	Robin Smith

TICKET SALES

Vice President, Ticket Sales, Service & Operations.....	Jeremy Walls
Director, Group Tickets & Hospitality.....	Eric McKenzie
Director, Business Development.....	Robert Davis
Manager, Membership Development.....	Jason Green
Manager, Premium Seating & Suite Sales.....	Juan David Londono
Manager, Membership Development.....	Justin Petkus
Manager, CRM and Ticket Analysis.....	Ben Roller
Manager, Home Plate Club Sales & Service.....	Dave Stearns
Senior Account Executive & Team Lead, Business Development.....	Joel Adams
Senior Account Executive & Team Lead, Group Tickets & Hospitality.....	Ryan Eifler
Account Executive, Premium Seating & Suite Sales.....	Mark Doherty
Account Executive, Premium Seating & Suite Sales.....	Matthew Wiener
Account Executive, Group Tickets & Hospitality.....	Scott Baird
Account Executive, Group Tickets & Hospitality.....	Christopher Beal
Account Executive, Group Tickets & Hospitality.....	John Brennan
Account Executive, Group Tickets & Hospitality.....	Chelsea Dill
Account Executive, Group Tickets & Hospitality.....	Jeff Gould
Account Executive, Group Tickets & Hospitality.....	Stephanie Maas
Account Executive, Group Tickets & Hospitality.....	Andrew McCulloch
Account Executive, Group Tickets & Hospitality.....	Spencer Neft
Account Executive, Group Tickets & Hospitality.....	Marco Pinon-Farah
Account Executive, Group Tickets & Hospitality.....	Jenna Sain
Account Executive, Group Tickets & Hospitality.....	Logan Washburn
Account Executive, Business Development.....	Ryan Austin
Account Executive, Business Development.....	Brooke Bedgood
Account Executive, Business Development.....	Jamie Hinde
Account Executive, Business Development.....	Scott Taylor
Account Executive, Business Development.....	Matt Wilhelmsen
Account Executive, Business Development.....	Buck Wright
Business Analyst.....	Eitan Altman
Coordinator, Database & CRM Operations.....	Lisa Beno
Coordinator, Sales Operations.....	Michaelene Courtis

MEMBERSHIP SERVICE

Manager, Membership Programs.....	Mike Hele
Manager, Membership Services.....	Nick Maranda
Manager, Membership Services.....	Sindi Schug
Account Specialist, Membership Services.....	Steve Carter
Account Specialist, Membership Services.....	Nick Golden
Account Specialist, Membership Services.....	Hayley Hallam
Account Specialist, Membership Services.....	Hans Hodvil
Account Specialist, Membership Services.....	Krystle Hogan
Account Specialist, Membership Services.....	Reyes Miranda
Account Specialist, Membership Services.....	Molly Sjurson
Account Specialist, Membership Services.....	Maggie Vandura
Service Representative 21-Game Plan.....	Will Grant
Service Representative 21-Game Plan.....	Andrew Shrader



PETER SEIDLER

- ◆ A member of the ownership group that purchased the Padres in August 2012, Peter Seidler is a managing partner of Seidler Equity Partners (SEP), overseeing all firm activities. SEP is a family-oriented investment firm based in Southern California that manages equity capital with a market value of approximately \$1.5 billion.
- ◆ Seidler is an accomplished private equity investor with more than 20 years of experience in the field. He has helped drive the long-term success of companies in a variety of industries, including health and fitness, medical products and services, advertising and recreation.
- ◆ Together with his brother, Robert Seidler, he established the Blue Donkey Foundation, with a mission to support causes in the health and wellness, education and environmental fields.

◆ Seidler earned a Bachelor's degree in finance from the University of Virginia, and a Master of Business Administration from the University of California, Los Angeles.



TOM SEIDLER

- ◆ A member of the ownership group that purchased the Padres in August 2012, Tom Seidler moved to San Diego from Visalia, where he spent the previous six years with the Visalia Rawhide, a long-time franchise in the Advanced-A, California League. Seidler served as President and General Manager of the franchise, overseeing ballpark renovations, and unprecedented attendance growth. Under Seidler's leadership, the Rawhide went from having the lowest attendance among all 120 full-season minor league teams to breaking a 62-year-old attendance record in 2009, the first of four consecutive years of all-time record attendance. In 2012, Seidler was recognized as Executive of the Year, and the Rawhide were tabbed Organization of the Year in the California League.

◆ Prior to joining the Rawhide, Seidler held various roles in professional baseball with the Los Angeles Dodgers, Port St. Lucie Dodgers/Kissimmee Dodgers, Great Falls Dodgers, Stockton Ports and Leones del Caracas.

◆ Together with his cousin Kevin O'Malley, Seidler is the co-founder and co-owner of Top of the Third, Inc. (TOT), which was formed in 1998. The two represented the third generation of their family to be actively involved in the ownership and management of professional baseball teams. TOT first purchased the Stockton Ports of the California League in 1998 and currently owns and operates the California League's Visalia franchise.

◆ Since 1999, Seidler has served as president of the Mudville Nine Foundation for Kids, an organization focused on improving the education and athletic opportunities for youth in Tulare County, CA.

◆ Seidler earned a Bachelor of Arts degree from the University of Notre Dame, and a Master of Business Administration from the Owen School at Vanderbilt University. He is a proud resident of downtown San Diego and currently serves on the board of directors of the Downtown San Diego Partnership, and is a member of the San Diego Downtown Rotary Club 33.



KEVIN O'MALLEY

- ◆ A member of the ownership group that purchased the Padres in August 2012, Kevin O'Malley is the founder of Carmelina Capital Partners (CCP). CCP is a private investment firm, offering capital and operational support to private companies. Previously, he was a partner at Seidler Equity Partners. Prior to Seidler Equity Partners, O'Malley worked with Hancock Park Associates, a private investment firm based in Los Angeles.
- ◆ Together with his cousin Tom Seidler, he is the co-founder and co-owner of Top of the Third, Inc. which currently owns and operates the California League's Visalia Rawhide franchise.
- ◆ Over the course of his career, O'Malley has served in various capacities with the Los Angeles Dodgers and several other Minor League Baseball organizations.

◆ O'Malley earned a Bachelor of Arts degree in International Relations from the University of Pennsylvania and a Masters of Business Administration degree from the Wharton School.



BRIAN O'MALLEY

- ◆ A member of the ownership group that purchased the Padres in August 2012, Brian O'Malley, has served in various capacities with the Los Angeles Dodgers and several minor league organizations over the course his career.
- ◆ O'Malley is a Vice President of O'Malley Seidler Partners and currently serves on the Advisory Board of the Bellarmine College of Liberal Arts at Loyola Marymount University and the Board of Directors for Heal the Bay.
- ◆ He is a minority owner of Top of the Third, Inc., the current owner and operator of the Visalia Rawhide of the California League.

◆ O'Malley attended the Bellarmine College of Liberal Arts at Loyola Marymount University.



RON FOWLER EXECUTIVE CHAIRMAN

◆ A member of the ownership group that purchased the Padres in August 2012 and the Executive Chairman of the Padres, Ron Fowler is Chairman and CEO of Liquid Investments, Inc., a firm specializing in beverage distribution. He is a principal and board member of Beer Capitol Distributing in Milwaukee, Wisconsin and board member of Columbia Distributing in Oregon and Washington. Recognized as a beverage industry leader, Ron has chaired or been a member of numerous corporate or association boards over the past 40 years.

◆ Ron's special interest is higher education. He was the primary financial contributor for the creation of the Entrepreneurial Management Center at San Diego State University (SDSU) and served as the first chair of its Board of Governors. He was the founding chair of the SDSU Campanile Foundation and past chair of the President's Advisory Board. Ron received an honorary doctorate from SDSU in 2005. Presently, he serves as Chair of the University of San Diego's Board of Trustees and provided the financial backing to build Fowler Park, a state of the art baseball field. In 2009, Ron was elected to the Board of Trustees of the University of St. Thomas, his alma mater.

◆ An avid sports enthusiast, Ron chairs the Executive Committee of the San Diego Sports Commission/Hall of Champions. From 1987-1991, he was the Owner/Managing General Partner of the San Diego Sockers professional soccer team. In 1991, he was recognized as "San Diego Sports Businessman of the Year." He served as Treasurer and Trustee for the U.S. Olympic Training Center and was chair of the Mayor's Task Force on Padres Planning. He was the founding chair of the San Diego International Sports Council, chair of the San Diego Super Bowl Task Force and of the 2003 Super Bowl Host Committee. In 2009, he was named a Distinguished American by the National Football Foundation. In addition, he contributes his time and resources to numerous other civic and philanthropic organizations.

◆ Ron has been recognized many times for his leadership roles in athletics, entrepreneurship and community service. In 2012, he received the first Chairman's Award from the San Diego County Board of Supervisors, was named Herb Klein Civic Leadership Honoree by the Regional EDC, received the Downtown San Diego Partnership's Alonzo Award, and was Big Brothers/Big Sisters of San Diego County's Person of the Year.

◆ Ron and his wife, Alexis, are the parents of five children and grandparents of two girls.



The Padres ownership group of (left to right), Brian O'Malley, Tom Seidler, Kevin O'Malley, Peter Seidler and Ron Fowler was introduced on August 29, 2012



TOM GARFINKEL

PRESIDENT AND CHIEF EXECUTIVE OFFICER

◆ Tom Garfinkel was named to the post of president and chief operating officer of the San Diego Padres in April 2009, and was promoted to chief executive officer in April 2012.

◆ In the spirit of the Padres' long-standing tradition of supporting the San Diego community and following Major League Baseball's lead, the Padres became the first team to put together a comprehensive initiative to build awareness for Stand Up to Cancer, raising more than \$300,000 in 2010 alone. Garfinkel also led the continuation and expansion of the Padres' long-standing military appreciation programs, and created the Padres Youth

Baseball Initiative, a program which provides authentic Padres jerseys and hats from every era for more than 14,000 Little Leaguers on nearly 1,000 teams.

◆ The team was recognized in a random SportsBusiness Journal survey for having the number one ticket sales and service team in baseball in both 2011 and 2012. The team is also well-positioned for future success with a farm system that was ranked in the top 5 of several different publications in 2012.

◆ Prior to joining the Padres, Garfinkel was executive vice president and chief operating officer of the Arizona Diamondbacks. During his tenure there, he built a long-term strategic plan for the franchise, led the re-branding of the club and updating of Chase Field, and led a team that produced the highest controllable revenues in the franchise's history in 2008.

◆ Prior to joining the Diamondbacks, Garfinkel spent five years with Chip Ganassi Racing Teams as executive vice president, overseeing all business operations of the 400-employee company. He negotiated more than \$500 million in sponsorship and driver contracts that resulted in a 280 percent increase of annual company revenue during his tenure. While Garfinkel was at Chip Ganassi Racing Teams, the organization won two championships and grew to include three NASCAR Nextel Cup teams, one Busch Series team, two IndyCar teams and one Grand-Am team.

◆ Garfinkel's background also includes time at Texaco, Inc., where he managed sponsorship and corporate branding, and at Miller Brewing Company in strategic marketing and sales.

◆ Garfinkel earned a Bachelor of Arts from the University of Colorado, Boulder, and a Master of Business Administration from the Stephen M. Ross School of Business at the University of Michigan.



JOSH BYRNES

EXECUTIVE VICE PRESIDENT/GENERAL MANAGER

◆ Josh Byrnes enters his second season as executive vice president/general manager after being promoted to the role in October 2011. Byrnes joined the Padres in December 2010 as senior vice president, baseball operations, bringing with him 17 seasons of experience in Major League Baseball. 2013 marks Byrnes' 20th year in a Major League front office.

◆ In his first season as Padres general manager, Byrnes made immediate additions to the club, acquiring infielder Yonder Alonso, pitchers Edinson Volquez and Brad Boxberger and catcher Yasmani Grandal from the Cincinnati Reds in exchange for pitcher Mat Latos, as well as acquiring outfielder Carlos Quentin and closer Huston Street, who was named a National League All-Star in his first season with San Diego. In addition, Byrnes signaled a commitment to team continuity by extending the contracts of outfielder Cameron Maybin and pitcher Cory Luebke prior to the start of the 2012 season, as well as the contracts of Quentin and Street during the season. In total, the Padres secured the rights to 13 free agent seasons through various contracts signed in 2012. Byrnes also made several player personnel and staff moves in an effort to improve the offense, which saw an increase of 58 runs and 30 homers over 2011.

◆ Byrnes previously served five seasons as executive vice president and general manager of the Arizona Diamondbacks. His tenure with the D-backs was highlighted by winning the National League West in 2007 with a 90-72 (.556) record and making it to the National League Championship Series. No National League team spent more days in first place from 2007-08 than the D-backs. Additionally, no NL team in the bottom half of payrolls won more games during the 2007-08 seasons.

◆ He began his front office career in 1994 with the Cleveland Indians. During his time with the Indians, Byrnes contributed on multiple fronts. In 1995 and 1996, he served as advance scout (the Indians led the AL in wins both seasons). Following the 1996 season, he was named Assistant Director of Scouting. In June 1998, he was promoted to Director of Scouting.

◆ In the fall of 1999, Byrnes followed Dan O'Dowd to the Colorado Rockies as assistant general manager. After serving three years with the Rockies, he moved on to accept the position of assistant general manager of the Boston Red Sox, a position he held until being named the D-backs general manager in November 2005.

◆ While with Boston, Byrnes assisted Red Sox General Manager Theo Epstein in all Major League personnel and contractual issues, while continuing to play an active role in all scouting matters. During Byrnes' tenure as assistant general manager, the Red Sox won at least 95 games each year from 2003-05 and broke the franchise's 86-year championship drought with a World Series title in 2004.

◆ Originally from Washington, D.C., Byrnes attended Haverford College in Pennsylvania, where he established school career records in home runs and RBI. He and his wife, Charity, have two daughters, Avery and Darby.





DAVE WINFIELD

EXECUTIVE VICE PRESIDENT/SENIOR ADVISOR

◆ Hall-of-Famer Dave Winfield brings a wealth of baseball and business experience to his role as executive vice president/senior advisor. Winfield, who previously served on the Padres board of directors for more than a decade, provides input into areas including business, diversity, human resources and alumni issues.

◆ Winfield began his association with the Padres in 1973, jumping directly from the University of Minnesota campus to the Major Leagues, one of few players ever to skip the minor league system completely. He was drafted by the NFL's Minnesota Vikings, the NBA's Atlanta Hawks and the

ABA's Utah Stars before being the Padres' #1 Draft pick, becoming the first and only athlete to be drafted in three professional sports. He spent the first eight seasons of his Major League career in San Diego. In 1978, Winfield influenced Major League Baseball's expansion of activities surrounding the All-Star game, including open practice and FanFest.

◆ In 2001, Winfield became the first player to enter the National Baseball Hall of Fame as a San Diego Padre. His Cooperstown credentials include 12 All-Star selections, seven Rawlings Gold Gloves and six Silver Slugger awards. Over the course of a 22-year career, Winfield batted .283 with 3,110 hits, 465 home runs, 1,833 RBI and 223 stolen bases in 2,973 games with the Padres, Yankees, Angels, Blue Jays, Twins and Indians. He also drove in the winning run in Game 6 of the 1992 World Series, lifting the Blue Jays to their first World Series Championship.

◆ One of only seven players to collect 3,000 hits and 450 home runs, Winfield was also a pioneer among athletes as one of the first in any sport to create a charitable foundation. Among the many honors he has garnered are Major League Baseball's Roberto Clemente Award in 1994, the inaugural Branch Rickey Award in 1992, and the John "Buck" O'Neil Award from the Negro Leagues Baseball Museum in 2006. In July 2006, Winfield was inducted into the College Baseball Hall of Fame in Lubbock, Tex., as a member of its inaugural class, and became the first player to achieve this honor at both the collegiate and professional ranks.

◆ In 2008, Winfield developed the idea for Major League Baseball to carry out an Honorary June Draft of Negro League Players, with all 30 teams participating.

◆ Winfield joined ESPN as an analyst on "Baseball Tonight" in 2009 and "Sportscenter" in 2011. He makes frequent speeches around the country.

◆ Winfield and his wife, Tonya, have twins, Arielle and David II. Both are high school seniors who will attend the University of Pennsylvania in the fall, where they will play volleyball and basketball, respectively. His daughter Shanel earned her MBA magna cum laude from Florida A&M University.



TYLER EPP

SENIOR VICE PRESIDENT, BUSINESS DEVELOPMENT

◆ Tyler Epp enters his first season as senior vice president, business development after being promoted to the role in January 2013. In his current capacity, Epp oversees all aspects of corporate partnerships, in-game entertainment and non-baseball events.

◆ 2013 marks Epp's fourth season with the Padres. He previously served as director, partnership solutions and vice president, corporate partnerships, a role in which he oversaw the growth of corporate partnership revenue by nearly 20 percent. Under Epp, the corporate partnerships department built successful marketing partnerships with companies including Qualcomm,

Verizon, TaylorMade, USAA, Lexus, and US Foods, while also continuing to grow and cultivate local partnerships in the San Diego community.

◆ Epp joined the Padres in February 2010 from the NASCAR Sprint Cup Organization, Hall of Fame Racing, where he worked as the general manager. He began his career in the University of Kansas' Athletic Department, working on the analysis and negotiation of numerous NCAA licensing and television contracts. After his tenure at the University of Kansas, Epp held multiple positions in the motorsports industry, most notably with The Cotter Group, a multi-faceted motorsports agency, International Speedway Corporation and the Chip Ganassi Racing Teams.

◆ Originally from Newton, Kan., Epp earned a Bachelor of Science in English from Davidson College before receiving his Juris Doctor degree from the University of Kansas School of Law. He currently serves on the board of the Jackie Robinson YMCA. He and his wife, Melissa, reside in San Diego.



SARAH FARNSWORTH

SENIOR VICE PRESIDENT, PUBLIC AFFAIRS

◆ Sarah Farnsworth joined the Padres in September 2011 as senior vice president, public affairs. In her current role, she oversees the communications, community relations and military affairs departments.

◆ Farnsworth spent the previous 19 years in Washington, D.C., most recently serving as deputy assistant secretary of defense for community and public outreach. In that role, Farnsworth was the Defense Department's primary liaison with national veterans and military service organizations and was responsible for managing community relations programs. Prior to that post, she served

as senior advisor to President Obama's National Security Advisor General Jim Jones, USMC (ret).

◆ Farnsworth also served as vice president and chief of staff to the USO World Headquarters from 2002-06, responsible for strategic planning and external relations. Her duties included outreach to Congress, the Joint Chiefs of Staff, the White House and the USO Board of Governors while also leading more than 20 celebrity entertainment tours around the world. Farnsworth first moved to Washington, D.C. in January 1993 to serve on first lady Hillary Clinton's White House staff. As an aide to President Clinton and the First Lady, she was responsible for coordinating and managing events in the White House, including State Visits, bill signing ceremonies and social events.

◆ Farnsworth grew up in Florida before moving to California to study political science and journalism at California State University, Sacramento.

◆ She currently serves on the boards of the San Diego Military Advisory Council (SDMAC) and the Armed Services YMCA of San Diego, as well as the national boards of United Through Reading and Operation Homefront. Farnsworth resides in San Diego with her daughter and fiancé, a retired Marine.



ERIK GREUPNER

SENIOR VICE PRESIDENT, BUSINESS ADMINISTRATION/ GENERAL COUNSEL

◆ Erik Greupner was promoted to his current post of senior vice president, business administration & general counsel in October 2011, less than a year after joining the Padres as senior vice president, general counsel. In his current role, Greupner has responsibility for legal and government affairs, ballpark operations, human resources and information technology.

◆ Prior to joining the Padres, Greupner worked as a corporate and transactional attorney with the international law firm Gibson, Dunn & Crutcher LLP. While at Gibson Dunn, he advised senior management of public and private companies in general corporate matters, acquirers and targets in mergers and acquisitions transactions, and institutional investors and fund sponsors in the formation and operation of private investment funds.

◆ Prior to joining Gibson Dunn, Greupner worked in sales and management roles with Goldman Sachs & Company, Scudder Weisel Capital, LLC and Life Time Fitness.

◆ Greupner earned his Juris Doctor degree magna cum laude from the University of San Diego School of Law, where he was a member of the Order of the Coif, as well as executive comments editor of the San Diego Law Review. He served as a judicial intern for the Honorable M. Margaret McKeown, U.S. Court of Appeals, Ninth Circuit.

◆ A native of Minneapolis, Minn., Greupner graduated cum laude from Wheaton College, Illinois with a Bachelor of Arts degree in philosophy and communications. He currently serves on the board of trustees of Rady Children's Hospital and the board of the Downtown San Diego Partnership. He and his wife, Laura, have a son, Thomas, and two daughters, Ella and Kate.



RONDA SEDILLO

SENIOR VICE PRESIDENT, CHIEF FINANCIAL OFFICER

◆ Ronda Sedillo enters her first season as senior vice president/chief financial officer after joining the Padres in January 2013.

◆ Sedillo brings more than 20 years of experience in the accounting industry to her new role. She spent the previous 12 years at Arrowhead General Insurance Agency, Inc. (AGIA), most recently serving as chief accounting officer for seven years. In that role, Sedillo managed sell-side due diligence of AGIA to private equity in 2006, and then again was on the sell-side due diligence team to public company Brown & Brown (BRO) in late fall 2011 (culminating in a sale

date of January 9, 2012). She oversaw an accounting staff of 14 and managed insurance carrier audits, as well as annual financial statement audits.

◆ Prior to her time at AGIA, Sedillo spent seven years at PricewaterhouseCoopers, serving as a tax manager for the final three years of her tenure.

◆ A San Diego native and life-long Padres fan, Sedillo received a Bachelor of Science degree in accounting from San Diego State University.

◆ She previously served on the Board of Directors of the San Diego chapter of the Arthritis Foundation, and worked with the Gala Committee for Casa de Amparo from 2009 to 2010.

◆ Sedillo and her husband, Chris, reside in Tierrasanta. They have two grown children, Ashley, a 2006 graduate of SDSU and Dustin, a 2010 graduate of CSU Fullerton.

BASEBALL OPERATIONS



OMAR MINAYA

SENIOR VICE PRESIDENT, BASEBALL OPERATIONS

◆ Omar Minaya joined the Padres in December 2011 as senior vice president, baseball operations, bringing with him more than 25 years of experience in Major League Baseball. He previously served six seasons (2005-10) as executive vice president of baseball operations/general manager of the New York Mets.

◆ Minaya began his front office career with the Texas Rangers in 1985 as an amateur scout in the Dominican Republic. In subsequent years with the Rangers organization, he served as Latin American scouting coordinator and director of professional and international scouting. In 1997, he moved on to the New York Mets, serving in the roles of assistant general manager and senior assistant general manager.

◆ In February 2002, Minaya became MLB's first Hispanic general manager, for the Montreal Expos. During the three seasons he held that role, Minaya guided the Expos to their first back-to-back winning seasons since 1992-94.

◆ As a player, Minaya was originally selected by the Oakland Athletics in the 14th round of the 1978 First-Year Player Draft. He played in both the A's and Seattle Mariners organizations, before playing professionally for two years in Italy (1983-84).

◆ He has received numerous distinctions outside of baseball throughout his career. He was honored by President George W. Bush at a White House dinner in October 2003, as part of Hispanic Heritage Month, and in January 2008, he was appointed to the President's Council on Physical Fitness and Sports.

◆ Born in the Dominican Republic, Minaya grew up in Queens, NY. He and his wife, Rachel, have two sons. He currently sits on the board of Voices Against Brain Cancer and Esperanza International.



A.J. HINCH

VICE PRESIDENT/ASSISTANT GENERAL MANAGER

◆ A.J. Hinch enters his second full season as vice president/assistant general manager. He was promoted to the role in September 2011, one year after joining the Padres as vice president, professional scouting. In his capacity, Hinch oversees all aspects of the professional scouting and medical departments, while assisting Executive Vice President/General Manager Josh Byrnes with determining the Major League club's roster composition, player acquisitions, talent evaluations and contract negotiations.

◆ Prior to joining the Padres, Hinch served as the manager of the Arizona Diamondbacks over parts of two seasons. He was named the fifth manager in D-backs history on May 8, 2009, guiding the team to a 58-75 finish. At 34 years and 357 days old, he was one of the youngest managers in Major League history. Prior to being named manager, Hinch spent more than three seasons overseeing all aspects of the D-backs' minor league system as director, player development before being promoted to vice president, player development early in 2009.

◆ Originally selected by the Oakland Athletics in the third-round of the 1996 First-Year Player Draft, the former catcher played parts of seven Major League seasons with the Athletics (1998-2000), Kansas City Royals (2001-02), Detroit Tigers (2003) and Philadelphia Phillies (2004). Over 350 career Major League games, he hit .219 with 32 home runs, 112 RBI and 104 runs scored, while compiling a fielding percentage of .987 in 338 games as catcher.

◆ Born in Waverly, Iowa, Hinch grew up in Midwest City, Okla., before graduating from Stanford University with a Bachelor of Science in psychology. Drafted three times before signing his first professional contract, he was also a member of the Bronze medal-winning 1996 US Olympic Baseball Team. Hinch currently resides in La Jolla with his wife, Erin, and daughters, Haley and Kaitlin.



CHAD MACDONALD

VICE PRESIDENT/ASSISTANT GENERAL MANAGER OF PLAYER PERSONNEL

- ◆ Chad MacDonald enters his second season as vice president/assistant general manager of player personnel, his 21st season in Major League Baseball. In his current capacity, MacDonald oversees all aspects of amateur scouting and the First-Year Player Draft, in addition to helping General Manager Josh Byrnes with all major league acquisitions.
- ◆ Prior to joining the Padres in November 2011, MacDonald spent one year as the New York Mets' director of scouting. His time with New York was highlighted by the Mets' 2011 selection of high school outfielder Brandon Nimmo in the first round (13th overall) of the 2011 First-Year Player Draft. Nimmo is the first player from Wyoming ever to be selected in the first round.
- ◆ MacDonald previously served as assistant scouting director and director of international scouting for the Arizona Diamondbacks from 2006 through the 2010 season.
- ◆ His career also includes six years as a scout with the Cleveland Indians and Los Angeles Angels organizations. MacDonald was honored as Topps' Scout of the Month for each organization during the 2001 and 2005 seasons.
- ◆ A native of Arlington, Tex., MacDonald played four years of college baseball, attending both Hardin-Simmons University in Abilene, Tex. and Winthrop University in Rock Hill, S.C. He began his front office career in 1993 with the Texas Rangers. MacDonald and his wife, Julie, have two boys, Caden and Cort.



RANDY SMITH

VICE PRESIDENT, PLAYER DEVELOPMENT/ INTERNATIONAL SCOUTING

- ◆ Randy Smith enters his third season as vice president of player development/international scouting, overseeing the operation of the Padres' player development system, as well as the club's international scouting efforts. Smith was named to his current post in February 2011 after serving as the club's director of player development/international operations since January 2010. He returned to San Diego for the third time in his career in 2003 as a special assistant to the general manager.
- ◆ Over the course of his career, Smith has held virtually every position in baseball operations, including general manager, assistant general manager, director of player development, director of scouting, director of international scouting and director of professional scouting.
- ◆ Smith previously spent six seasons (1996-2001) as the vice president of baseball operations and general manager of the Detroit Tigers. Under his direction, Detroit received Organization of the Year honors from both Baseball America and Howe Sportsdata in 1997. That same year, Smith was named Baseball America's American League Executive of the Year.
- ◆ Prior to his time in Detroit, Smith served as San Diego's vice president of baseball operations and general manager from 1993-95. Named to the position on June 9, 1993 at the age of 29, he became the then-youngest general manager in Major League history. During his tenure as the Padres' GM, Smith acquired future National League MVP Ken Caminiti and eventual All-Stars Trevor Hoffman, Steve Finley, Andy Ashby and Brad Ausmus. Smith also named Bruce Bochy to his initial Major League managerial post prior to the 1995 season.
- ◆ Smith began his front office career in 1984 with the Beaumont Golden Gators, the former Double-A Texas League affiliate of the Padres. He originally joined the Major League Padres in 1985 as assistant director of scouting and player development and was later named scouting director in 1988.
- ◆ He served as assistant general manager of the Colorado Rockies from 1991-93, playing a pivotal role in filling the club's Major League roster in the 1992 expansion draft.
- ◆ Smith and his wife, Erin, reside in Scottsdale, Ariz., with their sons, Quinn and Shane. His father, Tal, has served as a Major League executive for more than 50 years with the Astros, Reds and Yankees.



FRED UHLMAN, JR.

VICE PRESIDENT/ASSISTANT GENERAL MANAGER

- ◆ A veteran of 28 seasons in professional baseball, Fred Uhlman, Jr. has spent the past 18 seasons with the San Diego Padres. He was promoted to his current post of vice president/assistant general manager in November 2008.
- ◆ Uhlman joined the Padres in March 1995 as a special assistant to the general manager, following 10 years in the Baltimore Orioles' scouting and player development departments. He was named assistant general manager the following season, in January 1996.

◆ Uhlman's responsibilities involve assisting Executive Vice President/General Manager Josh Byrnes in all areas of baseball operations, including evaluation of talent on the Major, minor and amateur levels, player transactions and contract negotiations. Additionally, he works closely with scouting and player development on the day-to-day operations of the Padres' player development department.

◆ Raised in Georgetown, Texas, Uhlman moved to Baltimore in 1985 and joined the Orioles as a part-time assistant in player development and scouting. He attained full-time status in 1987 and was promoted to assistant to the director of scouting two years later. In 1991, he was named Baltimore's assistant director of scouting.

◆ Uhlman's father, Fred Uhlman Sr., is a former scouting director for Baltimore and is currently a professional scout with the Orioles. Uhlman and his wife, Jill, reside in San Diego.



JOSH STEIN

DIRECTOR, BASEBALL OPERATIONS

- ◆ Josh Stein enters his 11th season with the Padres, his fourth as director of baseball operations. Named to his current post in December 2009, Stein's primary responsibilities include assisting Executive Vice President/General Manager Josh Byrnes in all player acquisitions as well as roster, payroll and budget management. He is involved in all contract negotiations, including coordinating the club's salary arbitration efforts, while also managing the Padres' statistical analysis and video scouting systems.

◆ Stein first joined the Padres as a baseball operations intern in the summer of 2003. He interned through the 2005 season and was named coordinator, baseball research and advance scouting in 2006.

◆ A 2000 graduate of the University of California, Berkeley with a degree in psychology, Stein traveled and taught English in South America before earning his Juris Doctor from the University of California, Hastings College of Law in 2005.

◆ Stein and his wife, Laura, reside in San Diego with their daughter, Emma.

SPECIAL ASSISTANTS

2013 PADRES



TREVOR HOFFMAN

SPECIAL ASSISTANT TO THE PRESIDENT/CEO

◆ Trevor Hoffman enters his third season in the role of special assistant to President & Chief Executive Officer Tom Garfinkel. The former pitcher announced his retirement from the playing field in January 2011, following an 18-year Major League career that included parts of 16 seasons with the San Diego Padres, as well as time with the Florida Marlins and Milwaukee Brewers.

◆ With the second-most career saves in Major League Baseball's history (601 in 677 opportunities), Hoffman completed his career with a 61-75 record, 2.87 ERA (347 ER/1089.1 IP), .211 opponent batting average and 1,133 strikeouts in 1,035 relief appearances. The seven-time All-Star also finished in the top 10 in Cy Young voting and in the top 25 in Most Valuable Player voting on four occasions each.

◆ Over his 16 seasons with San Diego, Hoffman compiled a 54-64 record with 552 saves in 618 opportunities (.893 save percentage), a 2.76 ERA (292 ER/952.1 IP), a .211 opponent batting average and 1,029 strikeouts in 902 relief appearances.

◆ In 2011, the Padres retired Hoffman's no. 51, an honor bestowed upon only four other Padres (Steve Garvey, Tony Gwynn, Randy Jones, Dave Winfield) and Jackie Robinson, whose number was retired in 1997 by Major League Baseball.

◆ A California native, Hoffman has been heavily involved in the local community since first joining the Padres in 1993. He has worked extensively with the National Kidney Foundation and Rady Children's Hospital, while also donating his time and resources to numerous community and military outreach programs.

◆ Hoffman and his wife, Tracy, reside in Rancho Santa Fe with their sons, Brody, Quinn and Wyatt.



BRAD AUSMUS

SPECIAL ASSISTANT, BASEBALL OPERATIONS

◆ Brad Ausmus enters his third season in the role of special assistant, baseball operations. The former catcher joined the Padres front office in 2011, after playing parts of 18 seasons in the Majors with the Padres (1993-96), Detroit Tigers (1996, 1999-2000), Houston Astros (1997-98, 2001-07) and Los Angeles Dodgers (2009-10).

◆ Over his 18-year playing career, Ausmus hit .251 (1579-for-6279) with 80 home runs, 270 doubles, 34 triples, 607 RBI, 718 runs scored and 102 stolen bases in 1,971 games played. A three-time Rawlings Gold Glove winner and an All-Star with the Tigers in 1999, he threw out 30.2 percent of base stealers in his career.

◆ With the majority of his career played in Houston, Ausmus is the Astros all-time leader among catchers in nearly every offensive category, including games played (1,259), hits (970) and runs scored (415).

◆ Ausmus was acquired by San Diego from the Colorado Rockies on July 26, 1993 and made his Major League debut with the Padres that year. During his time with San Diego, Ausmus hit .255 (246-for-964) with 18 home runs, 40 doubles, 83 RBI and 123 runs scored in 303 games played. He ranks among the club's all-time catchers in games played (fifth), hits (fourth) and stolen bases (second).

◆ Born in New Haven, Conn., Ausmus resides in San Diego with his wife, Liz, and their two daughters, Sophie (12) and Abigail (11).



MARK LORETTA

SPECIAL ASSISTANT, BASEBALL OPERATIONS

◆ Mark Loretta enters his fourth season in the role of special assistant, baseball operations, where he is involved in all aspects of the Padres' baseball operations. Loretta joined San Diego's front office in 2010, after announcing his retirement from playing Major League Baseball in January 2010.

◆ A veteran of 15 Major League seasons with the Milwaukee Brewers (1995-2002), Houston Astros (2002, 2007-08), Padres (2003-05), Boston Red Sox (2006) and Los Angeles Dodgers (2009), Loretta hit .295 (1713-for-5812) with 309 doubles, 22 triples, 76 home runs, 629 RBI and 768 runs scored in 1726 games. A two-time All-Star (2004, 06) known as one of the most consistent hitters in the game, he batted .280 or above in 12 straight seasons from 1997-2008, including a three-year stretch during which he hit over .300 (2002-04).

◆ With the Padres in 2004, he set career highs in hits (208), doubles (47), home runs (16), RBI (76), runs scored (108), batting average (.335), slugging percentage (.495) and on-base percentage (.391) en route to being named Padres team MVP for the second consecutive season.

◆ Loretta is a 1993 graduate of Northwestern University, where he earned Big 10 MVP honors and was a Division I All-American. He and his wife, Hilary, reside in Rancho Santa Fe with their son, Frankie, and daughter, Lucy.



**YOUR  ANYTIME.
ANYWHERE.
ANY DEVICE.**

padres.com

Padres.com and MLB.com let you connect with the *Padres*®, whether checking in at Petco Park with *At the Ballpark*, following along with *At Bat*, the top sports app of all-time, or watching games live or on-demand on your favorite devices with MLB.TV Premium.

Padres.com delivers breaking news, up-to-the-moment stats, ticket and gear offers as well as exciting fantasy offerings whenever and wherever you want it on your computer, tablet or mobile phone.

It's your *Padres*. Anytime. Anywhere. Any device.

MLB.com

MLB.com
Shop

MLB.TV



At Bat

Ballpark

padresbeisbol.com

padres.com/tickets

DARREL AKERFELDS | 1962-2012



MANAGER & COACHES



COACHES & STAFF

20

BUD BLACK MANAGER



HEIGHT/WEIGHT: 6-2/194

OPENING DAY AGE: 55

BORN: June 30, 1957 in San Mateo, CA

RESIDENCE: Rancho Santa Fe, CA

CAREER MAJOR LEAGUE MANAGERIAL RECORD: 464-509 (.477)

MAJOR LEAGUE COACHING CAREER: Pitching Coach, Los Angeles Angels of Anaheim (2000-06); Manager, San Diego Padres (2007-present)

MANAGERIAL AND COACHING CAREER

2012 SUMMARY: Club finished with a 76-86 record in fourth place in the NL West...guided the Padres to a 42-33 (.560) record in the second half, the 10th-best second half record in the Majors and sixth-best in the NL...the club boasted the biggest improvement of all Major League clubs after the All-Star Break...on 11/19, it was announced that the Padres exercised club options on Black's contract for the 2014 and 2015 seasons.

2011 SUMMARY: Club finished with a 71-91 record in fifth place in the NL West...the Padres boasted the third-best team ERA in the Majors with a 3.42 mark and the seventh-best opponent batting average...the club also led the Majors with 170 stolen bases, the most for the Padres since 1999.

2010 SUMMARY: Managed the Padres to a 90-72 record in 2010, the most wins by San Diego since they won a franchise-record 98 contests in 1998...named National League Manager of the Year by the BBWAA following the season, edging Cincinnati's Dusty Baker by one point...San Diego posted the fifth-best record in the NL while going 45-36 both at home and on the road...road record tied with the Philadelphia Phillies for the best mark in the NL and tied for second in all of baseball behind the Tampa Bay Rays...the Padres posted a 28-20-4 series record, including nine series sweeps...they went 28-20 in one-run games and 17-11 in games decided in the last at-bat...San Diego boasted a 3.39 team ERA that ranked second in the NL, while leading the NL in both home (2.90) and relief (2.78) ERA...club tossed a franchise-record-tying 20 shutouts, equaling the mark set by Black's 2007 squad...the club led the NL with a franchise-record .988 fielding percentage...named to Charlie Manuel's All-Star coaching staff, his third All-Star coaching assignment (2003 and 2008)...on 7/19, it was announced that the Padres extended Black's contract through the 2013 season with club options for the 2014 and 2015 campaigns.

2009 SUMMARY: Club finished with a 75-87 mark in fourth place...guided the Padres to a 39-35 record after the All-Star break, making the Padres one of just three clubs to finish over .500 in the second half after playing sub-.500 ball in the first half...record after the All-Star break ranked tied for 11th in the Majors and tied for seventh in the National League.

2008 SUMMARY: In his second season as the club's manager, San Diego finished with a 63-99 record and in fifth place in the NL West...named to NL manager Clint Hurdle's All-Star coaching staff on 5/16 and served at the 79th Midsummer Classic at Yankee Stadium on 7/15...collected his 100th career managerial win 4/30 at PHI, becoming the 10th Padres manager to reach the 100-win plateau.

2007 SUMMARY: Named the 16th manager in franchise history on 11/9/06...led the Padres to an 89-74 record in 2007, his first year at the helm...the 89 wins were the most for the club since San Diego won a franchise-record 98 contests in 1998...posted the best winning percentage (.546) for a first-year manager (minimum 50 games) since Ken Macha with Oakland (.593, 96-66) and Bob Melvin with Seattle (.574, 93-69) in 2003 (Elias Sports Bureau)...the last NL manager with a winning percentage that high in his first year was Bob Brenly for Arizona (.568, 92-70) in 2001... additionally, San Diego had the NL's best winning percentage in the first half (.563, 49-38), making him only the fifth rookie manager in the last 50 years to lead a team to its league's best record at the break, joining Sparky Anderson (1970 Reds), Bill Virdon (1972 Pirates), Dusty Baker (1993 Giants) and Bob Melvin (2003 Mariners).

CITY OF ANGELS: Named the Angels pitching coach on 11/23/99...in his seven years in that position, the Angels posted a 4.17 ERA...under his direction, the Angels team ERA ranked among the top five in the American League on five occasions...LAA tied a franchise record with 1,164 strikeouts in 2006, matching the mark established by his 2004 staff...in 2005, the Angels posted a 3.68 ERA (598 ER/1464.1 IP) led by American League Cy Young Award winner Bartolo Colon, marking the best performance for the club since 1989 (3.24)...the 2002 World Champion Angels finished with a 3.69 ERA (595 ER/1452.1 IP), going 99-63 (.611) while holding opponents to a .247 average (1,345-for-5,453)... pitchers who made their Major League debut during his tenure with the Angels include starting pitchers John Lackey, Ervin Santana and Jered Weaver, and relievers Francisco Rodriguez, Scot Shields, Derrick Turnbow and Brendan Donnelly.

TRIBE TALK: Spent four years in the Cleveland Indians organization as Special Assistant to General Manager John Hart (1996-97, 99) and pitching coach for Triple-A Buffalo (1998).

PLAYING CAREER

SUMMARY: Pitched 15 years in the Major Leagues with the Seattle Mariners (1981), Kansas City Royals (1982-88), Indians (1988-90, 95), Toronto Blue Jays (1990) and San Francisco Giants (1991-94)...the left-hander compiled a 121-116 (.511) career record with 32 complete games, 12 shutouts, 11 saves and a 3.84 ERA (876 ER/2053.1 IP) in 398 Major League games (296 starts)...played on two American League Championship teams with the Royals, winning the World Series with the 1985 club...when named Padres manager after the 2006 season, became only the third individual over the last 40 years to have won at least 100 games as a pitcher and serve as a Major League manager (Elias Sports Bureau)...originally signed by the Mariners as a 17th-round pick in the 1979 June Free Agent Draft...made his Major League debut on 9/5/81 at BOS (with SEA).

COACHES & STAFF

BLACK

PERSONAL

Harry Ralston Black...he and his wife, Nanette Steffen, have two daughters, Jamie and Jessie, and make their home in Rancho Santa Fe, CA...Jessie is a gymnast at the University of Maryland...is actively involved with many of the Padres community relations programs...with his wife, a pediatric nurse, he actively supports Rady Children's Hospital...participated in their "Celebration of Champions" event to benefit the pediatric cancer care unit in each of the last five years and then hosted more than 400 children and families from each event to a ballgame...played two seasons at San Diego State University (1978-79) where he was a teammate of Padres legend Tony Gwynn...1992 inductee into the SDSU Hall of Fame...earned a bachelor's degree in finance in 1979...played baseball at Lower Columbia (WA) Junior College (1976-77)...graduated from Mark Morris High School in Longview, WA, in 1975...son of Harry Black Sr., who played center for the Los Angeles Monarchs of the Pacific Coast Hockey League (1945-48) and led the team in scoring in 1946.

BUD BLACK'S CAREER PITCHING RECORD

YEAR	CLUB	W-L	ERA	G	GS	CG	SHO	SV	IP	H	R	ER	BB	SO
1979	Bellingham	0-0	0.00	2	0	0	0	0	5.0	3	0	0	5	8
	San Jose	0-1	3.00	17	2	0	0	1	27.0	17	11	9	16	24
1980	San Jose	5-3	3.45	32	5	4	0	2	86.0	67	34	33	49	73
1981	Lynn	2-6	3.00	22	11	2	1	2	87.0	78	38	29	23	86
	Spokane	1-0	4.50	4	0	0	0	0	8.0	12	4	4	2	4
	SEATTLE	0-0	0.00	2	0	0	0	0	1.0	2	0	0	3	0
1982	Omaha	3-1	2.48	4	4	3	1	0	29.0	23	9	8	10	20
	KANSAS CITY	4-6	4.58	22	14	0	0	0	88.1	92	48	45	34	40
1983	Omaha	3-1	3.34	5	5	3	0	0	35.0	31	13	13	13	32
	KANSAS CITY	10-7	3.79	24	24	3	0	0	161.1	159	75	68	43	58
1984	KANSAS CITY	17-12	3.12	35	35	8	1	0	257.0	226	99	89	64	140
1985	KANSAS CITY	10-15	4.33	33	33	5	2	0	205.2	216	111	99	59	122
1986	KANSAS CITY	5-10	3.20	56	4	0	0	9	121.0	100	49	43	43	68
1987	KANSAS CITY	8-6	3.60	29	18	0	0	1	122.1	126	63	49	35	61
1988	Williamsport	1-0	0.00	1	1	0	0	0	5.0	0	0	0	0	5
	KANSAS CITY	2-1	4.91	17	0	0	0	0	22.0	23	12	12	11	19
	CLEVELAND	2-3	5.03	16	7	0	0	1	59.0	59	35	33	23	44
1989	CLEVELAND	12-11	3.36	33	32	6	3	0	222.1	213	95	83	52	88
1990	CLEVELAND	11-10	3.53	29	29	5	2	0	191.0	171	79	75	58	103
	TORONTO	2-1	4.02	3	2	0	0	0	15.2	10	7	7	3	3
1991	SAN FRANCISCO	12-16	3.99	34	34	3	3	0	214.1	201	104	95	71	104
1992	Phoenix	2-0	0.86	3	3	1	1	0	21.0	21	3	2	5	7
	SAN FRANCISCO	10-12	3.97	28	28	2	1	0	177.0	178	88	78	59	82
1993	San Jose	0-0	9.00	1	1	0	0	0	1.0	2	1	1	0	2
	SAN FRANCISCO	8-2	3.56	16	16	0	0	0	93.2	89	44	37	33	45
1994	San Jose	1-0	0.00	1	1	0	0	0	7.0	6	0	0	2	5
	Phoenix	1-0	1.17	3	3	0	0	0	15.1	14	4	2	7	8
	SAN FRANCISCO	4-2	4.47	10	10	0	0	0	54.1	50	31	27	16	28
1995	CLEVELAND	4-2	6.85	11	10	0	0	0	47.1	63	42	36	16	34
Major League Totals		121-116	3.84	398	296	32	12	11	2053.1	1978	982	876	623	1039
Minor League Totals		19-12	2.79	95	36	13	3	3	326.1	274	117	101	132	274

PADRES MANAGERIAL HISTORY

YEAR	MANAGER	RECORD	PCT.	POS.	GB	YEAR	MANAGER	RECORD	PCT.	POS.	GB
1969	Preston Gomez	52-110	.321	6	41.0	1990	Jack McKeon	37-43	.463	-	-
1970	Preston Gomez	63-99	.389	6	39.0		Greg Riddoch	38-44	.463	T-4	16.0
1971	Preston Gomez	61-100	.379	6	28.5	1991	Greg Riddoch	84-78	.519	3	10.0
1972	Preston Gomez	4-7	.364	-	-	1992	Greg Riddoch	78-72	.520	-	-
	Don Zimmer	54-88	.380	6	36.5		Jim Riggleman	4-8	.333	3	16.0
1973	Don Zimmer	60-102	.370	6	39.0	1993	Jim Riggleman	61-101	.377	7	43.0
1974	John McNamara	60-102	.370	6	42.0	1994	Jim Riggleman	47-70	.402	4	12.5
1975	John McNamara	71-91	.438	4	37.0	1995	Bruce Bochy	70-74	.486	3	8.0
1976	John McNamara	73-89	.451	5	29.0	1996	Bruce Bochy	91-71	.562	1	+1.0
1977	John McNamara	20-28	.417	-	-	1997	Bruce Bochy	76-86	.469	4	14.0
	Bob Skinner	1-0	1.000	-	-	1998	Bruce Bochy	98-64	.605	1	+9.5
	Alvin Dark	48-65	.425	5	29.0	1999	Bruce Bochy	74-88	.457	4	26.0
1978	Roger Craig	84-78	.519	4	11.0	2000	Bruce Bochy	76-86	.469	5	21.0
1979	Roger Craig	68-93	.422	5	22.0	2001	Bruce Bochy	79-83	.488	4	13.0
1980	Jerry Coleman	73-89	.451	6	19.5	2002	Bruce Bochy	66-96	.407	5	32.0
1981	Frank Howard	23-33	.411	6	12.5	2003	Bruce Bochy	64-98	.395	5	36.5
	2nd Half	18-36	.333	6	15.5	2004	Bruce Bochy	87-75	.537	3	6.0
1982	Dick Williams	81-81	.500	4	8.0	2005	Bruce Bochy	82-80	.506	1	+5.0
1983	Dick Williams	81-81	.500	4	10.0	2006	Bruce Bochy	88-74	.543	1	--
1984	Dick Williams	92-70	.568	1	+12.0	2007	Bud Black	89-74	.546	3	1.5
1985	Dick Williams	83-79	.512	T-3	12.0	2008	Bud Black	63-99	.389	5	21.0
1986	Steve Boros	74-88	.457	4	22.0	2009	Bud Black	75-87	.463	4	20.0
1987	Larry Bowa	65-97	.401	6	25.0	2010	Bud Black	92-70	.568	2	2.0
1988	Larry Bowa	16-30	.348	-	-	2011	Bud Black	71-91	.438	5	23.0
	Jack McKeon	67-48	.583	3	11.0	2012	Bud Black	76-86	.469	4	18.0
1989	Jack McKeon	89-73	.549	2	3.0						



COACHES & STAFF



DARREN BALSLEY PITCHING COACH

36

HEIGHT/WEIGHT: 6-3/205
OPENING DAY AGE: 48
BORN: October 27, 1964 in Newport Beach, CA
RESIDENCE: Knoxville, TN
PLAYING POSITION: Right-Handed Pitcher
MAJOR LEAGUE COACHING CAREER: Pitching Coach, San Diego Padres (2003-present)

COACHING CAREER

- ◆ In his 10th full season as Padres pitching coach.
- ◆ Since the beginning of his first full season in 2004, the Padres have posted a 3.93 ERA.
- ◆ 2010 club posted a 3.39 ERA, ranking second in the Majors with the lowest ERA in franchise history since 1989...both the 2007 and 2010 clubs recorded a franchise-record 20 shutouts under his guidance.
- ◆ Guided the San Diego staff to a Major League-best 3.70 ERA in 2007 and a National League-low 3.87 ERA in 2006, marking the first two times in franchise history the team has led the league in ERA.
- ◆ Promoted to Major League pitching coach on 5/17/03...began the 2003 season as the pitching coach for Double-A Mobile, where he had served since 2002...that season, he guided the BayBears pitching staff to a 3.37 ERA, second best in the Southern League.
- ◆ Served as pitching coach at Single-A Lake Elsinore in 2001, his second season in the Padres organization...named a co-recipient of the 2001 Jack Krol Award (along with Craig Colbert) for contributions in player development in the Padres organization.
- ◆ Joined the Padres after 10 years in the Toronto Blue Jays system where he served as a minor league pitching instructor, minor league coach and Major League advance scout.
- ◆ Began his coaching career at Single-A St. Catharines in 1990 and 1991 before moving to Single-A Myrtle Beach in 1992 and Single-A Hagerstown in 1993...from 1994-1995, he served as the manager at Rookie-level Medicine Hat before returning to Hagerstown in 1996...between stints at Single-A Dunedin (1997) and Double-A Knoxville (1999), he was the Blue Jays Major League advance scout (1998).

PLAYING CAREER

- ◆ A third-round selection by the Oakland A's in the 1984 First-Year Player Draft.
- ◆ Pitched at Rookie-level Idaho Falls, Single-A Modesto and Rookie-level Pocatello in the A's chain.
- ◆ Registered career highs in starts (20), innings pitched (115) and strikeouts (70), while going 6-5 with a 4.38 ERA at Modesto in 1986.
- ◆ Moved on to the Blue Jays organization after being selected in the 1986 minor league draft...saved a career-high nine games at Dunedin in 1987.
- ◆ Final professional season came in 1989 when he went 3-3 for Double-A Knoxville.

PERSONAL

Darren Balsley and his wife Carrie have three children: Allison, Sarah and Jacob...1982 graduate of San Diego's Mt. Carmel High School...also attended Palomar College.

DARREN BALSLEY'S CAREER PITCHING RECORD

YEAR	CLUB	W-L	ERA	G	GS	C.G	SHO	SV	IP	H	R	ER	BB	SO
1984	Idaho Falls	3-6	5.59	14	13	0	0	0	77.0	84	63	48	40	68
1985	Modesto	0-0	1.26	3	2	0	0	0	14.0	12	5	2	9	8
	Pocatello	1-3	5.27	8	8	1	0	0	41.0	59	38	24	20	41
1986	Modesto	6-5	4.38	23	20	1	0	0	115.0	123	76	56	59	70
1987	Dunedin	3-5	3.29	43	0	0	0	9	79.0	67	35	29	30	49
1988	Knoxville	4-3	2.35	36	1	0	0	3	77.0	55	31	20	25	62
1989	Knoxville	3-3	7.36	13	1	0	0	0	22.0	20	19	18	13	21
Minor League Totals		20-25	4.17	140	45	1	0	12	425.0	420	267	197	196	319

COACHES & STAFF

47

BLAIR



WILLIE BLAIR BULLPEN COACH

HEIGHT/WEIGHT: 6-1/185
OPENING DAY AGE: 47
BORN: December, 18, 1965 in Paintsville, KY
RESIDENCE: Nicholasville, KY
PLAYING POSITION: Right-Handed Pitcher
MAJOR LEAGUE COACHING CAREER: Bullpen Coach, San Diego Padres (2013-present)

COACHING CAREER

- ◆ Enters his first season coaching at the Major League level after having served as pitching coach in the Padres minor league system for the previous two seasons.
- ◆ Made his Padres coaching debut with Single-A Fort Wayne in 2011, also serving in the same capacity for 2012.
- ◆ Had two of his pitchers rank among the top 10 in ERA in the Midwest League in 2011, with LHP Mark Hardy ranking fifth (2.78) and RHP Keyvius Sampson ranking seventh (2.90).
- ◆ Had two of his pitchers set Fort Wayne franchise records in 2012, with RHP Adys Portillo posting a 1.87 ERA, the best single-season mark in TinCaps history among pitchers with 75.0-or-more innings pitched...also had RHP Matt Stites set the single-season TinCaps record among pitchers with 45.0-or-more innings pitched by posting a 0.74 ERA on the year.
- ◆ In 2012, also had one of his pitchers recognized as the Padres minor league Pitcher of the Year in RHP Matt Wisler after going 5-4 with a 2.53 ERA (32 ER/114.0 IP) in 24 games, 23 starts, for Fort Wayne.
- ◆ Also served as pitching coach for the independent Northern League's Joliet Jackhammers in 2010.

PLAYING CAREER

- ◆ Originally signed by the Toronto Blue Jays as an 11th-round selection in the 1986 First-Year Player Draft.
- ◆ Went 60-86 with a 5.04 ERA (713 ER/1274.0 IP) and 759 strikeouts against 415 walks in 418 games, 139 starts, over parts of 12 Major League seasons with the Blue Jays (1990), Cleveland Indians (1991), Houston Astros (1992), Colorado Rockies (1993-94), Padres (1995-96), Detroit Tigers (1997, 1999-2001), Arizona Diamondbacks (1998) and New York Mets (1998).
- ◆ Won a career-high 16 games for the Tigers in 1997, going 16-8 with a 4.17 ERA (81 ER/175.0 IP) over 29 games, 27 starts, that season.
- ◆ Was the last Opening Day starter at Tiger Stadium on April 12, 1999, along with battery mate and current Padres special assistant to baseball operations, Brad Ausmus...tossed 8.0 shutout innings that day in a 1-0 Tigers loss.

PERSONAL

William A. Blair...resides in Nicholasville, Ky., with his wife, Trina, and three children, Paige, Taylor and Jaxson...attended Morehead State University (KY) and Johnson Central High School (KY)...was the head junior varsity baseball coach at Lexington Christian Academy...also led local youth league teams in Kentucky to the Cal Ripken League World Series in 2005 and 2007...earned his bachelors degree in Sports and Recreation Management from Ashford University in 2011.

WILLIE BLAIR'S CAREER PITCHING RECORD

YEAR	CLUB	W-L	ERA	G	GS	CG	SHO	SV	IP	H	R	ER	BB	SO
1986	St. Catharines	5-0	1.68	21	0	0	0	12	53.2	32	10	10	20	55
1987	Dunedin	2-9	4.43	50	0	0	0	13	85.1	99	51	42	29	72
1988	Dunedin	2-0	2.70	4	0	0	0	0	6.2	5	2	2	4	5
	Knoxville	5-5	3.62	34	9	0	0	3	102.0	94	49	41	35	76
1989	Syracuse	5-6	3.97	19	17	3	1	0	106.2	94	55	47	38	76
1990	Syracuse	0-2	4.74	3	3	1	0	0	19.0	20	13	10	8	6
	TORONTO	3-5	4.06	27	6	0	0	0	68.2	66	33	31	28	43
1991	Colorado Springs	9-6	4.99	26	15	0	0	4	113.2	130	74	63	30	57
	CLEVELAND	2-3	6.75	11	5	0	0	0	36.0	58	27	27	10	13
1992	Tucson	4-4	2.39	21	2	1	0	2	52.2	50	20	14	12	35
	HOUSTON	5-7	4.00	29	8	0	0	0	78.2	74	47	35	25	48
1993	COLORADO	6-10	4.75	46	18	1	0	0	146.0	184	90	77	42	84
1994	COLORADO	0-5	5.79	47	1	0	0	3	77.2	98	57	50	39	68
1995	SAN DIEGO	7-5	4.34	40	12	0	0	0	114.0	112	60	55	45	83
1996	SAN DIEGO	2-6	4.60	60	0	0	0	1	88.0	80	52	45	29	67
1997	West Michigan	0-0	0.00	1	1	0	0	0	5.0	1	0	0	0	7
	Toledo	0-0	0.00	1	1	0	0	0	7.0	1	1	0	2	4
	DETROIT	16-8	4.17	29	27	2	0	0	175.0	186	85	81	46	90
1998	ARIZONA	4-15	5.34	23	23	0	0	0	146.2	165	91	87	51	71
	NEW YORK (NL)	1-1	3.14	11	2	0	0	0	28.2	23	10	10	10	21
1999	DETROIT	3-11	6.85	39	16	0	0	0	134.0	169	107	102	44	82
2000	DETROIT	10-6	4.88	47	17	0	0	0	156.2	185	89	85	35	74
2001	Buffalo	4-3	2.75	11	10	1	0	0	72.0	72	30	22	7	50
	DETROIT	1-4	10.50	9	4	0	0	0	24.0	38	30	28	11	15
Major League Totals		60-86	5.04	418	139	3	0	4	1274.0	1438	778	713	415	759
Minor League Totals		36-35	3.62	191	58	6	1	34	623.2	598	305	251	185	443



COACHES & STAFF



GLENN HOFFMAN THIRD BASE COACH

30

HEIGHT/WEIGHT: 6-2/188
 BORN: July 7, 1958 in Orange, CA
 OPENING DAY AGE: 54
 RESIDENCE: Anaheim Hills, CA
 PLAYING POSITION: Infielder
 MAJOR LEAGUE COACHING CAREER: Manager, Los Angeles Dodgers (1998);
 Bullpen Coach, Dodgers (1999); Third Base Coach, Dodgers (1999-2005);
 Third Base Coach, San Diego Padres (2006-present)

COACHING CAREER

- ◆ Is in his 38th year in professional baseball, 15th as a Major League coach and eighth as the Padres third base coach.
- ◆ Served in the same capacity with the Los Angeles Dodgers during the 1999-2005 seasons.
- ◆ Began the 1999 season as the Dodgers bullpen coach before he was reassigned to third base coach on 5/26...guided the Dodgers to a 47-41 record and third place finish in 1998 after taking over as manager on 6/21.
- ◆ Compiled a 246-302 (.449) mark in five seasons as a manager in the Dodgers minor league system (1991-93, '97-98)...served as the Dodgers minor league field coordinator beginning in 1994.

PLAYING CAREER

- ◆ Played parts of nine seasons in the Major Leagues as an infielder with the Boston Red Sox (1980-87), Dodgers (1987) and California Angels (1989).
- ◆ Member of Boston's American League Championship team in 1986, opening the season as the starting shortstop before spraining his right ankle in the second game of the season, 4/9 at Detroit.
- ◆ Named to the Topps and *Baseball America* All-Rookie teams in 1980.
- ◆ Boston's second-round selection in the June 1976 First-Year Player Draft.

PERSONAL

Glenn Edward Hoffman and his wife, Cheryl, have five children: Sarah, Stacy, Sabrina and twins, Drake and Dylan...earned All-League and All-County honors at Savanna High School in Anaheim, Calif. where he set school records for hits and doubles...won three letters in basketball as a guard and was an All-League selection as a senior when he set a school career scoring record...his younger brother is former Padres closer Trevor Hoffman...his mother was the recipient of the George and Barbara Bush Little League Parents of the Year Award on August 26, 2002 at Williamsport, PA...Mikki Hoffman accepted the award on behalf of herself and her late husband, Eddie, at the annual CAN Little League Baseball Awards breakfast...the Hoffmans were deeply involved at various levels of volunteerism at Northwest Anaheim Little League while their sons were involved.

GLENN HOFFMAN'S CAREER BATTING RECORD

YEAR	CLUB	AVG.	G	AB	R	H	2B	3B	HR	RBI	BB	SO	SB
1976	Elmira	.272	60	191	29	52	7	2	3	34	23	9	2
1977	Winter Haven	.289	126	425	51	123	17	2	3	61	51	23	1
	Pawtucket	.444	4	9	2	4	1	0	0	2	1	1	0
1978	Pawtucket	.282	131	411	27	116	17	1	2	48	23	51	4
1979	Pawtucket	.285	139	520	70	148	13	3	11	54	29	66	1
1980	BOSTON	.285	114	312	37	89	15	4	4	42	19	41	2
1981	BOSTON	.231	78	242	28	56	10	0	1	20	12	25	0
1982	BOSTON	.209	150	469	53	98	23	2	7	49	30	69	0
1983	BOSTON	.260	143	473	56	123	24	1	4	41	30	76	1
1984	BOSTON	.189	64	74	8	14	4	0	0	4	5	10	0
1985	BOSTON	.276	96	279	40	77	17	2	6	34	25	40	2
1986	BOSTON	.217	12	23	1	5	2	0	0	1	2	3	0
	New Britain	.250	4	8	1	2	0	0	0	1	0	1	0
1987	BOSTON	.200	21	55	5	11	3	0	0	6	3	9	0
	Pawtucket	.231	46	160	18	37	7	0	2	22	14	19	2
	LOS ANGELES	.220	40	132	10	29	5	0	0	10	7	23	0
1988	Pawtucket	.240	109	366	38	88	14	0	3	33	36	48	2
1989	CALIFORNIA	.212	48	104	9	22	3	0	1	3	3	13	0
1990	Albuquerque	.302	24	63	7	19	3	1	0	10	2	9	1
Major League Totals		.242	766	2163	247	524	106	9	23	210	136	309	5
Minor League Totals		.274	643	2153	243	589	79	9	24	265	179	227	13

COACHES & STAFF



PHIL PLANTIER HITTING COACH

28

PLANTIER

HEIGHT/WEIGHT: 6-0/175
OPENING DAY AGE: 44
BORN: January 27, 1969 in Manchester, NH
RESIDENCE: Poway, CA
PLAYING POSITION: Outfielder
MAJOR LEAGUE COACHING CAREER: Hitting Coach,
 San Diego Padres (2012-present)

COACHING CAREER

- ◆ Named the Padres hitting coach on 11/1/11, he enters his second season in the Padres organization, serving as hitting coach and interim manager at Single-A Lake Elsinore in 2011...helped lead the Storm to their first California League championship since 2001 as the team scored 828 runs to rank second among all Single-A clubs.
- ◆ In his first campaign as hitting coach for the Padres, guided the staff to a second-half finish that included a .262 (661-for-2525) team batting average with 346 runs scored in the club's final 75 games (4.6 runs per game)...the 346 runs in the second half ranked fifth-most among National League clubs after the All-Star break.
- ◆ Prior to joining the Padres, served as hitting coach and manager at the Double-A level as well as one season as hitting coordinator in the Seattle Mariners' organization.

PLAYING CAREER

- ◆ Originally signed as an 11th-round pick in the 1987 First-Year Player Draft by the Boston Red Sox, he hit .243 (457-for-1,883) with 90 doubles, three triples, 91 home runs, 292 RBI and 260 runs scored in 610 games over parts of eight Major League seasons.
- ◆ Played with the Red Sox (1990-92), Padres (1993-94, 97), Houston Astros (1995), Oakland A's (1996) and St. Louis Cardinals (1997).
- ◆ Had his best season for San Diego in 1993, hitting .240 (111-for-462) with 34 home runs, 20 doubles, 100 RBI and 67 runs scored en route to being named the club's MVP.

PERSONAL

Phillip Alan Plantier...since the end of his playing career, earned a bachelor's degree in social science from California State University San Marcos...resides in Poway, Calif., with his wife Jennifer, sons Ryan and Tyler and daughter Emily.

PHIL PLANTIER'S CAREER BATTING RECORD

YEAR	CLUB	AVG.	G	AB	R	H	2B	3B	HR	RBI	BB	SO	SB
1987	Elmira	.175	28	80	7	14	2	0	2	9	9	9	0
1988	Winter Haven	.240	111	337	29	81	13	1	4	32	51	62	0
1989	Lynchburg	.300	131	443	73	133	26	1	27	105	74	122	4
1990	Pawtucket	.253	123	430	83	109	22	3	33	79	62	148	1
	BOSTON	.133	14	15	1	2	1	0	0	3	4	6	0
1991	Pawtucket	.305	84	298	69	91	19	4	16	61	65	64	6
	BOSTON	.331	53	148	27	49	7	1	11	35	23	38	1
1992	Pawtucket	.425	12	40	7	17	0	0	5	14	6	6	0
	BOSTON	.246	108	349	46	86	19	0	7	30	44	83	2
1993	SAN DIEGO	.240	138	462	67	111	20	1	34	100	61	124	4
1994	SAN DIEGO	.220	96	341	44	75	21	0	18	41	36	91	3
1995	Tucson	.250	10	24	6	6	2	0	1	4	5	4	0
	HOUSTON	.250	22	68	12	17	2	0	4	15	11	19	0
	SAN DIEGO	.257	54	148	21	38	4	0	5	19	17	29	1
1996	Edmonton	.352	34	122	25	43	7	1	9	45	12	25	1
	OAKLAND	.212	73	231	29	49	8	1	7	31	28	56	2
1997	Rancho Cucamonga	.235	4	17	1	4	1	1	0	3	0	1	1
	Las Vegas	.429	15	56	13	24	6	0	5	9	4	8	1
	Louisville	.258	9	31	6	8	3	0	1	10	6	3	0
	SAN DIEGO	.125	10	8	0	1	0	0	0	0	2	3	0
	ST. LOUIS	.257	42	113	13	29	8	0	5	18	11	27	0
1998	Norfolk	.143	2	7	0	1	0	0	0	1	0	1	0
Major League Totals		.243	610	1883	260	457	90	3	91	292	237	476	13
Minor League Totals		.282	563	2230	319	531	101	11	103	372	294	453	14



COACHES & STAFF



ALONZO POWELL ASSISTANT HITTING COACH

32

HEIGHT/WEIGHT: 6-2/190
OPENING DAY AGE: 48
BORN: December 12, 1964 in San Francisco, CA
RESIDENCE: Peoria, AZ
PLAYING POSITION: Outfielder
MAJOR LEAGUE COACHING CAREER: Hitting Coach, San Diego Padres (2012-present)

COACHING CAREER

- ◆ Named to the Padres Major League staff on 11/17/11...serves under Phil Plantier in his role as assistant hitting coach.
- ◆ Enters his 30th year in professional baseball...spent five years in various roles with the Seattle Mariners from 2007-11... originally served as minor league hitting coordinator for the M's before moving to hitting coach for Triple-A Tacoma from 2008-11...also served as interim hitting coach for the Major League team during part of the 2010 season.
- ◆ Spent five seasons in the Cincinnati Reds' organization, serving as hitting coach for Double-A Chattanooga (2002-03) and as manager (2004-05) and hitting coach (2006) for Single-A Dayton.

PLAYING CAREER

- ◆ Former outfielder enjoyed a 19-year playing career between the United States and Japan.
- ◆ Originally signed as a non-drafted free agent by San Francisco in 1983...spent time in the Montreal, Minnesota, Seattle, Toronto, New York (AL) and Colorado systems, reaching the Majors with the Expos (1987) and Mariners (1991).
- ◆ Played for the Chunichi Dragons (1992-97) and Hanshin Tigers (1998) of the Japanese League...became the first American player to win three consecutive batting championships (1994-96)...also named to five All-Star teams and received two Gold Gloves.

PERSONAL

Alonzo Sidney Powell...he and his wife Jana have two sons, Cameron and Dalton, and two daughters, Courtney and Brooklyn.

ALONZO POWELL'S CAREER BATTING RECORD

YEAR	CLUB	AVG.	G	AB	R	H	2B	3B	HR	RBI	BB	SO	SB
1983	Great Falls	.221	51	149	13	33	2	2	1	16	12	34	10
	Clinton	.195	36	113	14	22	5	1	0	9	15	27	2
1984	Everett	.176	6	17	2	3	1	0	1	4	1	3	0
	Clinton	.248	47	149	22	37	3	2	1	10	19	31	0
1985	San Jose	.258	136	473	79	122	27	6	9	62	71	118	34
1986	West Palm Beach	.329	23	76	20	25	7	1	4	18	22	16	5
	Jacksonville	.301	105	402	67	121	21	5	15	80	49	78	15
1987	Indianapolis	.299	90	331	64	99	14	10	19	74	32	68	12
	MONTREAL	.195	14	41	3	8	3	0	0	4	5	17	0
1988	Indianapolis	.262	88	282	31	74	18	3	4	39	28	72	10
1989	West Palm Beach	.317	12	41	7	13	4	3	1	8	7	3	1
	Indianapolis	.232	121	423	50	98	26	5	13	59	38	106	9
1990	Portland	.322	107	376	56	121	25	3	8	62	40	79	23
1991	Calgary	.375	53	192	45	72	18	7	7	43	31	33	2
	SEATTLE	.216	57	111	16	24	6	1	3	12	11	24	0
1992	Calgary	.343	10	35	7	12	1	1	1	7	5	10	0
Played Nippon Professional Baseball (Japan) from 1992-98													
1998	Syracuse	.229	15	48	8	11	1	0	3	9	7	12	0
1999	Columbus	.315	130	470	97	148	23	1	24	90	82	110	1
2000	Columbus	.264	64	239	34	63	10	0	8	27	20	48	1
	Colorado Springs	.259	21	58	9	15	7	0	1	4	10	12	0
2001	Newark	.294	81	293	45	86	20	1	16	59	40	68	1
Major League Totals		.211	71	152	19	32	9	1	3	16	16	41	0
Minor League Totals		.282	1196	4167	670	1175	233	51	136	680	529	928	126

COACHES & STAFF

17

RENTERIA



RICK RENTERIA BENCH COACH

HEIGHT/WEIGHT: 5-9/210
OPENING DAY AGE: 51
BORN: December 25, 1961 in Harbor City, CA
RESIDENCE: Temecula, CA
PLAYING POSITION: Infielder
MAJOR LEAGUE COACHING CAREER: First Base Coach, San Diego Padres (2008-10); Bench Coach, San Diego Padres (2011-present)

COACHING CAREER

- ◆ Is in his sixth season coaching at the Major League level and third as bench coach...originally joined the Padres as first base coach after being named to the post on 12/12/07.
- ◆ Named as manager for Team Mexico for the 2013 World Baseball Classic.
- ◆ First joined the organization as a coach at Single-A Lake Elsinore in 2003.
- ◆ Spent four seasons managing in the Padres minor league system at Lake Elsinore (2004-06) and Triple-A Portland (2007).
- ◆ During his three-year stint as manager at Lake Elsinore, guided the Storm to a 212-206 (.507) record, advancing to the California League's South Division final in 2006.
- ◆ Managed four seasons in the Florida Marlins organization at Single-A Brevard County (1998), Single-A Kane County (1999) and Double-A Portland (2000-01), becoming the first former Florida player to manage in the organization...named Midwest League Manager of the Year after leading Kane County to a league-best 78-59 record in 1999.

PLAYING CAREER

- ◆ Selected by Pittsburgh in the first round of the 1980 First-Year Player Draft.
- ◆ Hit .237 (100-for-422) with 20 doubles, two triples, four home runs and 41 RBI in 184 career Major League games with the Pirates (1986), Seattle Mariners (1987-88) and Florida Marlins (1993-94).
- ◆ Played third base for the Charros de Jalisco of the Mexican League (1991-92), winning the league's batting crown with a .442 average in 1991...named Mexican League Player of the Year in 1991.

PERSONAL

Richard Aviña Renteria...he and his wife, Ilene, live in Temecula, Calif...has three sons, Joseph, Michael and Anthony, and a daughter, Alexandria...attended South Gate (CA) High School...his son, Joseph, serves in the U.S. Navy aboard the USS Nicholas...his son, Anthony, was signed by the Padres as a 39th-round selection in the 2012 First-Year Player Draft, currently playing in the organization's minor league system.

RICK RENTERIA'S CAREER BATTING RECORD

YEAR	CLUB	AVG.	G	AB	R	H	2B	3B	HR	RBI	BB	SO	SB
1980	GCL Pirates	.227	46	176	19	40	6	1	2	23	9	15	4
1981	Greenwood	.286	127	510	90	146	19	5	4	48	26	53	8
1982	Alexandria	.331	127	508	80	168	24	5	14	100	24	54	12
1983	Lynn	.285	115	424	47	121	25	0	4	40	31	45	3
1984	Nashua	.273	113	443	63	121	22	7	1	34	39	43	21
	Hawaii	.247	19	77	8	19	3	1	0	11	6	7	1
1985	Hawaii	.194	7	31	2	6	2	0	0	2	0	4	0
1986	Hawaii	.314	112	389	51	122	20	9	1	51	22	29	10
	PITTSBURGH	.250	10	12	2	3	1	0	0	1	0	4	0
1987	Calgary	.296	69	267	41	79	14	3	1	32	9	20	3
	SEATTLE	.100	12	10	2	1	1	0	0	0	1	2	1
1988	Calgary	.264	24	87	15	23	6	1	4	10	5	10	3
	SEATTLE	.205	31	88	6	18	9	0	0	6	2	8	1
1989	Calgary	.295	65	234	34	69	17	0	5	36	15	11	4
1991	Indianapolis	.236	20	72	6	17	5	0	1	5	6	9	0
1993	FLORIDA	.255	103	263	27	67	9	2	2	30	21	31	0
1994	GCL Marlins	.000	3	7	0	0	0	0	0	0	2	0	0
	Edmonton	.171	10	35	3	6	4	0	0	5	1	4	0
	FLORIDA	.224	28	49	5	11	0	0	2	4	1	4	0
Major League Totals		.237	184	422	42	100	20	2	4	41	25	49	2
Minor League Totals		.287	857	3260	459	937	167	32	37	397	195	304	69



DAVE ROBERTS

FIRST BASE COACH

10

HEIGHT/WEIGHT: 5-10/170
 OPENING DAY AGE: 40
 BORN: May 31, 1972 in Naha, Okinawa, JAPAN
 RESIDENCE: Cardiff, CA
 PLAYING POSITION: Outfielder
 MAJOR LEAGUE COACHING CAREER: First Base Coach,
 San Diego Padres (2011-present)

COACHING CAREER

- ◆ Enters his third season coaching at any level after serving as special assistant to baseball operations for the Padres in 2010.
- ◆ Named to the Major League staff as first base coach on 10/18/10.

PLAYING CAREER

- ◆ Played parts of 10 seasons in the Major Leagues with the Cleveland Indians (1999-2001), Los Angeles Dodgers (2002-04), Boston Red Sox (2004), Padres (2005-06) and San Francisco Giants (2007-08).
- ◆ From his first full season in 2002 to his last full season in 2007, ranked fourth among all Major League players with 226 stolen bases.
- ◆ Hit a career-high .293 for the Padres in 2006, also tying Tony Gwynn's franchise single-season record with a career-high 13 triples.

PERSONAL

David Ray Roberts...born in Japan...he and his wife Tricia have a daughter, Emmerson, and a son, Cole...attended Rancho Buena Vista High School in San Diego and went on to earn a degree from UCLA...played left field for the Bruins and finished his collegiate career as the school's all-time stolen base leader (109)...following his playing career, served as an analyst for the New England Sports Network in 2009 before joining the Padres front office in 2010.

DAVE ROBERTS' CAREER BATTING RECORD

YEAR	CLUB	AVG.	G	AB	R	H	2B	3B	HR	RBI	BB	SO	SB
1994	Jamestown	.292	54	178	33	52	7	2	0	12	29	27	12
1995	Lakeland	.303	92	357	67	108	10	5	3	30	39	43	30
1996	Visalia	.272	126	482	112	131	24	7	5	37	98	105	65
	Jacksonville	.222	3	9	0	2	0	0	0	0	1	0	0
1997	Jacksonville	.296	105	415	76	123	24	2	4	41	45	62	23
1998	Jacksonville	.326	69	279	71	91	14	5	5	42	53	59	21
	Akron	.361	56	227	49	82	10	5	7	33	35	30	28
	Buffalo	.133	5	15	2	2	0	0	0	2	0	3	2
1999	Buffalo	.271	89	350	65	95	17	10	0	38	43	52	39
	CLEVELAND	.238	41	143	26	34	4	0	2	12	9	16	11
2000	Buffalo	.292	120	462	93	135	16	3	13	55	59	68	39
	CLEVELAND	.200	19	10	1	2	0	0	0	0	2	2	1
2001	Akron	.203	17	64	9	13	5	0	0	2	9	8	4
	Buffalo	.303	62	241	34	72	12	4	0	22	18	44	17
	CLEVELAND	.333	15	12	3	4	1	0	0	2	1	2	0
2002	LOS ANGELES	.277	127	422	63	117	14	7	3	34	48	51	45
2003	LOS ANGELES	.250	107	388	56	97	6	5	2	16	43	39	40
	Las Vegas	.000	2	5	2	0	0	0	0	0	1	0	0
	Ogdon	.400	3	10	4	4	0	0	0	0	1	0	1
2004	LOS ANGELES	.253	68	233	45	59	4	7	2	21	28	31	33
	Vero Beach	.000	2	8	0	0	0	0	0	0	0	0	0
	BOSTON	.256	45	86	19	22	10	0	2	14	10	17	5
2005	Lake Elsinore	.200	3	10	2	2	1	0	0	0	3	1	0
	SAN DIEGO	.275	115	411	65	113	19	10	8	38	53	59	23
2006	Lake Elsinore	.333	1	3	0	1	0	0	0	0	0	2	0
	SAN DIEGO	.293	129	499	80	146	18	13	2	44	51	61	49
2007	Fresno	.143	2	7	1	1	0	0	0	0	1	2	0
	SAN FRANCISCO	.260	114	396	61	103	17	9	2	23	42	66	31
2008	Fresno	.387	11	31	4	12	4	1	2	5	6	6	0
	SAN FRANCISCO	.224	52	107	18	24	2	2	0	9	20	18	5
Major League Totals		.266	832	2707	437	721	95	53	23	213	307	362	243
Minor League Totals		.294	822	3153	624	927	144	44	39	319	441	512	281

COACHES & STAFF

BASEBALL SUPPORT STAFF

SUPPORT STAFF



TODD HUTCHESON HEAD ATHLETIC TRAINER

- ◆ Todd Hutcheson is in his 16th season as the Padres' head athletic trainer...named to the post on October 7, 1997 after seven seasons as the club's assistant trainer...joined the organization in 1982, spending nine years as an athletic trainer for San Diego's minor league clubs in Sarasota (1982), Miami (1983), Beaumont (1984-85) and Las Vegas (1986-90).
- ◆ Served as a trainer for the 2001 National League All-Star team in Seattle.
- ◆ Named a member of the 2004 Major League Training Staff of the Year by the Professional Baseball Athletic Trainers Society (PBATS).
- ◆ Was a speaker for Major League Baseball's international tour of Germany and the Czech Republic in 1997 and a guest speaker for the NATA convention in Los Angeles in 2001.
- ◆ Named athletic trainer for the 1983 Florida State League All-Star Game, the 1985 Texas League All-Star Game and the 1990 Triple-A All-Star Game.
- ◆ Graduated from the University of La Verne with a Bachelor of Arts degree in physical education.
- ◆ Born September 19, 1959, Hutcheson and his wife, Lissa, reside in Santee, Calif...they have two daughters, Jessica and Marguerite.



PAUL NAVARRO ASSISTANT ATHLETIC TRAINER

- ◆ Paul Navarro is in his eighth full season as the Padres' assistant athletic trainer...filled in with the Major League club in the latter part of the 2005 campaign...first joined San Diego's system in 2000.
- ◆ Served as the athletic trainer for the Padres Single-A Fort Wayne (2004-05), Rookie-level Idaho Falls (2001-03) and Rookie-level Peoria (2000) affiliates.
- ◆ Earned a Bachelor's degree in athletic training from the University of La Verne in 1994...is a Certified Strength and Conditioning Specialist (CSCS) and Athletic Trainer Certified (ATC).
- ◆ Born January 8, 1973, Navarro and his wife, Rosalie, make their offseason home in Chino Hills, Calif...they have two sons, Paul and Colin.



BRETT MCCABE STRENGTH AND CONDITIONING COACH

- ◆ Brett McCabe enters his first season as the Padres' strength and conditioning coach... named to the post on December 11, 2012.
- ◆ Joins the Padres after seven seasons with the Arizona Diamondbacks organization, where, as the strength and conditioning coordinator, he was responsible for overseeing the strength and conditioning programs for the organization's affiliates.
- ◆ Served three seasons as a strength and conditioning coach in the Blue Jays system... 2003 at Double-A New Haven before taking over at Triple-A Syracuse from 2004-05.
- ◆ Earned a Bachelor of Science degree in movement science at Grand Valley State University (Mich.) in 2002...is a licensed massage therapist, registered strength and conditioning coach and certified strength and conditioning specialist.



RICK STAUFFER PHYSICAL THERAPIST / COORDINATOR, MEDICAL SERVICES

- ◆ Rick Stauffer is entering his fourth season with the Padres...prior to joining the Padres, he helped develop the Ben Hogan Sports Therapy Institute in Fort Worth, TX...served as a physical therapist for the Texas Rangers for five years (1999-2003) and as a consultant to the New York Mets for the 2005 and 2006 seasons.
- ◆ Is a certified Sports Clinical Specialist (SCS) through the American Physical Therapy Association (APTA), a Certified Strength and Conditioning Specialist (CSCS) and Performance Enhancement Specialist (PES).
- ◆ Attended SDSU before studying physical therapy at University of Texas Southwestern Medical Center.
- ◆ A native San Diegan and graduate of Granite Hills High School, Stauffer resides in Carmel Mountain with his wife, Kim, and their children, Travis and Julia.

BASEBALL SUPPORT STAFF



BRIAN PRILAMAN

DIRECTOR, TEAM TRAVEL/EQUIPMENT MANAGER


- ◆ 2013 marks Brian Prilaman's 43rd season with the Padres organization, his 29th season as equipment manager and 16th also handling team travel responsibilities... Prilaman joined the Padres in 1971 as a batboy.
- ◆ Served as San Diego's visiting clubhouse manager from 1977-85.
- ◆ Named recipient of the 2011 Donald Davidson Award, recognizing the Traveling Secretary of the year as voted by his peers....also received the 2008 Pete Sheehy Clubhouse Manager Award, as voted by his peers.
- ◆ Graduated from Morse High School and attended San Diego City College.
- ◆ Prilaman and his wife, Karen, reside in San Diego and have a daughter, Jennifer, and a son, Chris.



JUSTIN HATCHER

BULLPEN CATCHER

- ◆ Justin Hatcher is in his sixth season as a Padres bullpen catcher.
- ◆ Signed by the Padres as a minor league free agent on August 15, 2006...originally signed by the Texas Rangers as a 25th-round selection in the 2003 First-Year Player Draft.
- ◆ Compiled a .262 average in 258 minor league games as a catcher over parts of five seasons in the Rangers (2003-06) and Padres (2006-07) organizations.
- ◆ A native of Fort Worth, Tex., and attended Texas Christian University.
- ◆ Born May 12, 1980, Hatcher and his wife, Lori, reside in Crowley, Tex., with their daughter, Savannah and son, Gage.



GRIFFIN BENEDICT

BULLPEN CATCHER

- ◆ Griffin Benedict is in his third season as a Padres bullpen catcher.
- ◆ Joined the Major League staff during Spring Training of 2011.
- ◆ A minor league catcher, he was signed by the Padres as a 16th-round selection in the 2009 First-Year Player Draft.
- ◆ Over parts of two minor league seasons between Short-A Eugene, Single-A Fort Wayne and Triple-A Portland, he compiled a .240 batting average in 98 games.
- ◆ Resides in Dunwoody, Ga.



PHILIP KERR

MASSAGE THERAPIST

- ◆ Philip Kerr is in his sixth full season as the Padres massage therapist...worked several home games during the 2006 season and took over the position full-time in June 2007.
- ◆ Attended the International Professional School of Bodywork (IPSB)...logged more than 1,000 hours of massage training, working at the school's massage therapy center.
- ◆ Is a nationally-certified holistic health practitioner and a member of the American Massage Therapy Association (AMTA).
- ◆ Kerr and his wife, Gabrielle, reside in San Diego with their son, Waylon, and dog, Hank.

COACHES & STAFF

BASEBALL SUPPORT STAFF

SUPPORT STAFF



MIKE TOMPKINS

VIDEO COORDINATOR

- ◆ Mike Tompkins is in his 18th season with the Padres and his 12th as the club's video coordinator.
- ◆ Joined the Padres in 1996 as the assistant video coordinator and assumed his current position in 2001...is in charge of all aspects of the team's video production, including digital video indexing, scouting videos utilized by both players and coaches, and player footage archives.
- ◆ A native of San Diego, he is a graduate of Kearny High School and San Diego State University, where he received a Bachelor's degrees in Spanish, as well as telecommunications and film.
- ◆ Tompkins is married and has two sons.



TONY PETRICCA

ASSISTANT EQUIPMENT MANAGER/
UMPIRE ROOM ATTENDANT



SPENCER DALLIN

ASSISTANT TO THE
EQUIPMENT MANAGER



COACHES & STAFF

MEDICAL STAFF

HEINZ R. HOENECKE, M.D.

BOARD-CERTIFIED ORTHOPAEDIC SURGEON

- ◆ Dr. Hoenecke is the Padres head team physician.
- ◆ Is a member of the Orthopaedic Surgery division at Scripps Clinic.
- ◆ Completed his Orthopaedic training at the University of Arizona and his fellowship experience at the Steadman-Hawkins Clinic in Vail, Col.
- ◆ Was one of the team physicians for the World Baseball Classic and previously served as a team physician for USOC events along with consulting at the ARCO Olympic Training Center...has also served as a consultant for the U.S. Olympic ski team.

JAN FRONEK, M.D.

BOARD-CERTIFIED ORTHOPAEDIC SURGEON

- ◆ Dr. Fronek shares the responsibility as the head team physician...joined the Padres in 1985.
- ◆ Completed his Orthopaedic Surgery residency training at the University of California, San Diego in 1984, his fellowship in Knee & Shoulder surgery at the Hospital for Special Surgery in New York in 1985 and has since been a member of the Division of Orthopaedic Surgery at Scripps Clinic.
- ◆ Is the Head of Sports Medicine at Scripps Clinic...has previously served as president-elect of the Association of Major League Baseball Team Physicians.
- ◆ Has served as team physician for the World Baseball Classic, the Buick Invitational PGA tournament at Torrey Pines Golf Course, the World Pro Ski Tour and La Jolla Country Day School.

DANIEL KEEFE, M.D.

BOARD-CERTIFIED ORTHOPAEDIC SURGEON

- ◆ Dr. Keefe joined the Padres in 2006 after completing a fellowship in sports medicine and arthroscopy at Baylor College of Medicine in Houston, Tex.
- ◆ Completed medical school at Georgetown University and residency training at Northwestern University in Chicago.
- ◆ Joined Scripps Clinic in 2004 and specializes in the surgical treatment of the shoulder, elbow, and knee.
- ◆ Has participated in the care of multiple teams including the World Baseball Classic participants and the Buick Invitational PGA tournament at Torrey Pines Golf Course.

HARRY ALBERS, M.D.

BOARD CERTIFIED IN INTERNAL MEDICINE

- ◆ Dr. Albers joined the Padres in 1998...currently serving as head internal medicine physician for the club.
- ◆ Is Board Certified in Internal Medicine and practices currently with the Scripps Clinic Medical Group in Carmel Valley, where he serves as chairman for Quality Assurance.
- ◆ A graduate of San Diego State University and the University of California, San Diego Medical School, he completed his residency and chief residency at UCSD Medical Center.
- ◆ Served as a team physician for the World Baseball Classic in 2006 and 2009.

GASTON R. MOLINA JR., M.D.

BOARD CERTIFIED IN INTERNAL MEDICINE

- ◆ Dr. Molina joined Scripps Clinic in 1992 and began working with the Padres in 1999.
- ◆ A graduate of Stanford University.
- ◆ Trained in Internal Medicine at the University of Washington where he was chief resident and clinical instructor.
- ◆ At Scripps Clinic, has been active teaching the Internal Medicine Residency Program and vitamin D research.
- ◆ Currently is Division Head of the Private Internal Medicine Center at Scripps Clinic, which he joined in 2005...he is board certified by the American College of Physicians and is fluent in Spanish.
- ◆ Served as a team physician for the World Baseball Classic in 2006 and 2009.

ROBERT K. KAKEHASHI, M.D.

BOARD CERTIFIED IN INTERNAL MEDICINE

- ◆ Dr. Kakehashi joined the Padres medical staff in 2000.
- ◆ His experience in emergency and acute care medicine complements the club's comprehensive medical team.
- ◆ Graduated from the University of California, Los Angeles School of Medicine in 1981 and continued on to complete an internship and residency in Internal Medicine with the UCLA-San Fernando Valley Medical Program in 1984.
- ◆ In 1985, he joined Scripps Clinic Division of Urgent Care/Emergency Medicine and practices currently at the Torrey Pines campus.
- ◆ Served as team physician for the World Baseball Classic in 2009...has also served as physician for the Buick Invitational, Farmers Insurance Open and the 2008 U.S. Open.

MARK KYLE, M.D.

BOARD CERTIFIED IN INTERNAL MEDICINE

- ◆ Dr. Kyle joins the Padres medical staff this season.
- ◆ He is a member of Scripps Clinic and practices in the Divisions of Hospital Medicine and Urgent Care/Emergency Medicine at Scripps Green Hospital and the Division of Hospital Medicine at Scripps Memorial Hospital...his expertise in hospital medicine complements the other physicians and provides the entire spectrum of internal medicine for the Padres.
- ◆ He completed his undergraduate degree from Colorado State University, medical school at University of Colorado and internship and residency at University of California, San Diego.
- ◆ He has served as a physician with the Buick Invitational, Farmers Insurance Open, and the 2008 U.S. Open at Torrey Pines...he is on faculty at the Scripps Clinic Internal Medicine Residency Program and UCSD School of Medicine...he is active in research on substance abuse and has volunteered his time to caring for the local people of Fiji.

JOSE IVAN QUICENO, M.D.

BOARD CERTIFIED IN OPHTHALMOLOGY

- ◆ Dr. Quiceno has worked with the Padres since 2005.
- ◆ Completed his residency in ophthalmology at the University of California, San Diego where he also served as chief resident and clinical instructor...his earlier work included a research fellowship in uveitis and retinal diseases.
- ◆ Joined the Scripps Clinic in 2000...now Board Eligible, he provides care as a comprehensive ophthalmologist and anterior segment surgeon.
- ◆ Other physicians assisting with the Padres include Hand Surgeon Dr. Lorenzo Pacelli and Spine Surgeon Dr. James Bruffey & Steve Copp, all Board Certified in Orthopaedic Surgery and members of the Orthopaedic Surgery at Scripps Clinic at Torrey Pines, Carmel Valley and Encinitas.

SCRIPPS CLINIC

Scripps Clinic, a multi-specialty medical group, which has cared for the Padres since 1981 provides state-of-the-art diagnosis and treatment of illnesses in all specialties of medicine. The primary outpatient and inpatient facility is located on North Torrey Pines Road while other outpatient facilities are found throughout San Diego County.



2013 SAN DIEGO PADRES



YONDER ALONSO

INFIELDER

23

BATS/THROWS: L/R
OPENING DAY AGE: 25
BORN: April 8, 1987 in Havana, CUB
RESIDENCE: Doral, FL
ACQUIRED: From CIN along with RHPs Edinson Volquez and Brad Boxberger and C Yasmani Grandal in exchange for RHP Mat Latos, December 17, 2011
CONTRACT STATUS: Signed through 2013

HEIGHT/WEIGHT: 6-2/250
SERVICE TIME: 1.116

CAREER

2012: Set career-highs in nearly every offensive category in his first full Major League season, including games (155), hits (150), doubles (39), home runs (nine), RBI (62), runs (47) and walks (62).

- ◆ Made his first career Opening Day roster in 2012, starting at first base in the Padres first game of the season on 4/5 vs. LAD.
- ◆ Led all Major League rookies in games played (155) and doubles (39) in 2012...ranked tied for second in hits (150) with Norichika Aoki (MIL) among MLB rookies and tied for the most among all NL rookies, trailing only Mike Trout (182 for LAA)...also ranked second among MLB rookies in walks (62), behind Trout (67 for LAA).
- ◆ Set a new Padres rookie-record with 39 doubles, passing the previous franchise-mark held by Benito Santiago (33 in 1987)...his 20 doubles prior to the All-Star Break were the most ever by a Padres rookie in the first half.
- ◆ Finished tied with Ryan Klesko (39 in 2002) for the 10th-most doubles all-time in a season by a Padre.
- ◆ Also set a Padres record with 10 multi-double games in 2012, the most games with multiple doubles in all of Major League Baseball in 2012...passed the previous franchise-mark of six multi-double games by Tony Gwynn in 1993 and Adrian Gonzalez in 2007.
- ◆ In 72 games after the All-Star Break, hit .285 (73-for-256) with 19 doubles, six home runs and 39 RBI.
- ◆ Collected his first career grand slam on 9/14 vs. COL off Tyler Chatwood in the first inning.
- ◆ Had a career-best 10-game hit streak from 5/18-27, hitting .351 (13-for-37) over that stretch.
- ◆ Collected two hits and three RBI in back-to-back games on 7/18-19 at HOU, becoming the first rookie in Padres history to do so (ELIAS).
- ◆ Had 13 games total with multiple extra-base hits in 2012, the most by a Padre since Adrian Gonzalez had 15 such games in 2007.
- ◆ Rated No. 33 on *Baseball America's* Top-100 Prospects list and No. 1 in the Padres' organization heading into the 2012 season.

QUICK HIT

- ◆ One of 25 active players with Major League experience who were born in Cuba.
- ◆ Teammates with Yasmani Grandal and Jason Hagerty on the 2008 Miami Hurricanes that were the No. 1 seed in that year's College World Series.

2011: Began the season at Triple-A Louisville, where he was an International League mid-season All-Star and played in the XM All-Star Futures Game...promoted to the Majors on 7/26 and spent the rest of the season with the Reds...named the Padres No. 1 prospect heading into the 2012 campaign by *Baseball America*.

- ◆ Joined the Reds following Jonny Gomes trade to WSH...started 14 games in left field, one at first base and one at third base...nine multi-hit games in his 16 totals starts, hitting .367 (22-for-60) with four home runs and 13 RBI in his starts.
- ◆ Connected for his first Big League home run 8/6 at CHI off Carlos Zambrano.
- ◆ Made 21 appearances at first base and 62 in the outfield for Louisville...296 average for the Bats ranked ninth among all Reds farmhands.
- ◆ Rated No. 73 on *Baseball America's* Top-100 Prospects list and No. 4 in the Reds' organization heading into the 2011 campaign.

2010: Split the majority of his season between Double-A Carolina and Triple-A Louisville, also seeing his first action as a September call-up.

- ◆ Recalled on 9/1 and made his Big League debut that night as a pinch hitter vs. MIL...tallied his first Big League hit 9/4 at STL, a pinch-hit, ground rule double off Mike MacDougal.
- ◆ Made 17 of his 22 appearances for the Reds as a pinch hitter...also made three starts, all at first base.
- ◆ Combined to hit .290 with 36 doubles, two triples, 15 home runs, 69 RBI and 13 stolen bases in 132 games between Carolina and Triple-A.
- ◆ Began the season at Carolina and was promoted to Triple-A on 5/12...named the International League's Player of the Week for 7/26-8/1.
- ◆ Started at first base for the World Team in the All-Star Futures Game in Anaheim.
- ◆ Entered the season ranked No. 45 on *Baseball America's* Top-100 Prospects list and No. 2 in the Reds' organization.

PLAYERS

ALONSO

2009: Split his season between the Gulf Coast Reds, Single-A Sarasota and Double-A Carolina, combining to hit .292 in 84 games.

- ◆ Missed two months while on Carolina's disabled list with a broken right hamate bone, an injury that required surgery on 6/23 by Dr. Timothy Kremcheck.
- ◆ Named to the Florida State League All-Star team.
- ◆ Rated by *Baseball America* as No. 35 on their Top-100 Prospects list entering the season.

PERSONAL

Yonder Alonso...born in Cuba and moved to the United States when he was 10 years old with his father Luis, mother Damarys and sister Yainee...his father was a player and coach for the esteemed Industriales club in Cuba...graduated from Coral Gables (FL) High School...drafted by the Reds after his junior season at the University of Miami...originally signed by Reds' scout Tony Arias.

YONDER ALONSO'S CAREER BATTING RECORD

YR	CLUB	AVG	G	AB	R	H	2B	3B	HR	RBI	SH	SF	HP	BB	SO	SB	CS	OBP	SLG
2008	Sarasota	.316	6	19	1	6	1	0	0	2	0	1	0	5	5	0	0	.440	.368
2009	GCL Reds	.133	6	15	0	2	0	0	0	0	0	0	0	3	1	0	0	.278	.133
	Sarasota	.303	49	175	21	53	13	0	7	38	0	2	0	24	30	0	1	.383	.497
	Carolina	.295	29	105	12	31	11	0	2	14	0	2	0	14	15	1	0	.372	.457
2010	Carolina	.267	31	101	19	27	5	0	3	13	0	0	1	19	16	4	2	.388	.406
	Louisville	.296	101	406	50	120	31	2	12	56	0	1	1	37	76	9	1	.355	.470
	CINCINNATI	.207	22	29	2	6	2	0	0	3	0	0	0	0	10	0	0	.207	.276
2011	Louisville	.296	91	358	46	106	24	4	12	56	0	4	1	46	60	6	5	.374	.486
	CINCINNATI	.330	47	88	9	29	4	0	5	15	0	0	0	10	21	0	0	.398	.545
2012	SAN DIEGO	.273	155	549	47	150	39	0	9	62	1	4	3	62	101	3	0	.348	.393
	Major League Totals	.278	224	666	58	185	45	0	14	80	1	4	3	72	132	3	0	.349	.408
	Minor League Totals	.293	313	1179	149	345	85	6	36	179	0	10	3	148	203	20	9	.370	.466

CAREER FIELDING

POSITION	PCT.	G	PO	A	E	TC	DP
First Base	.990	158	1301	103	14	1418	82
Outfield	.958	16	22	1	1	24	0
Third Base	---	1	0	0	0	0	0
Career Total	.990	175	1323	104	15	1442	82

SINGLE-GAME HIGHS

HITTING STREAK.....10 games, May 18-27, 2012
 HITS4, three times, last September 16, 2012 vs. Colorado
 DOUBLES3, July 30, 2012 at Cincinnati
 HOME RUNS.....1, several times, last September 22, 2012 at San Francisco
 RBI.....4, twice, last September 14, 2012 vs. Colorado
 RUNS SCORED2, five times, last July 17, 2012 vs. Houston
 WALKS.....3, September 11, 2012 vs. St. Louis
 STRIKEOUTS.....3, six times, last September 10, 2012 vs. St. Louis
 CAREER MULTI-HOME RUN GAMES.....None
 CAREER GRAND SLAMS (1).....September 14, 2012 vs. Colorado
 CAREER PINCH-HIT HOME RUNS (1).....August 28, 2011 vs. Washington

CAREER TRANSACTIONS

2005.....Selected by the Minnesota Twins in the 16th round of the First-Year Player Draft (did not sign).
 2008.....Signed by the Cincinnati Reds as a first-round selection (seventh overall) in the First-Year Player Draft.
 2011.....Acquired by the San Diego Padres along with RHPs Edinson Volquez and Brad Boxberger and C Yasmani Grandal in exchange for RHP Mat Latos, December 17.



ALEXI AMARISTA

INFIELDER

BATS/THROWS: L/R
OPENING DAY AGE: 23

BORN: April 6, 1989 in Barcelona, VEN

RESIDENCE: Barcelona, VEN

ACQUIRED: From LAA along with RHP Donn Roach in exchange for RHP Ernesto Frieri, May 3, 2012

CONTRACT STATUS: Signed through 2013

HEIGHT/WEIGHT: 5-8/152
SERVICE TIME: 1.053

CAREER

2012: Acquired by the Padres along with RHP Donn Roach from LAA in exchange for RHP Ernesto Frieri on 5/3.

- ◆ Made his first career Opening Day roster for the Angels, appearing in one game as a pinch runner on Opening Day, 4/6 vs. KC, scoring what would prove to be the winning run in that game.
- ◆ Assigned to Triple-A Tucson after trade on 5/3, playing in 11 games for Tucson before being recalled to San Diego on 5/17, spending the remainder of the season with the Padres...made his Padres debut on 5/17 vs. LAD.
- ◆ Hit .186 (11-for-59) over his first 25 games with the Padres from 5/17-6/18 before hitting .309 (42-for-136) right after in a 42-game span from 5/19-8/11.
- ◆ Collected a career-high five hits on 9/2 at COL, the most hits by a Padre in 2012 and most by a Padre since Chase Headley also had five hits on 9/21/09 at PIT (11 innings).
- ◆ Hit his first career home run on 6/28 at HOU, a go-ahead grand slam in the top of the ninth inning to help give the Padres a 7-3 victory over the Astros that day...became the first player in Major League history to hit a go-ahead grand slam in the ninth inning-or-later for his first career home run since 9/8/69 when Jose Martinez did so for PIT at MON (ELIAS)...was the fifth Padre in team history to hit a grand slam for his first home run.
- ◆ Two games after his first career home run on 6/28 at HOU, had his first career multi-homer game on 6/30 at COL, collecting a career-high tying four RBI in that game (2x, also 6/28/12 at HOU).
- ◆ Hit his first career leadoff home run on 8/10 at PIT.
- ◆ Overall, between the Angels and Padres, hit .279 (29-for-104) with runners on base and .265 (18-for-68) with runners in scoring position.
- ◆ Had a career-best nine-game hit streak from 6/26-7/5, hitting .412 (14-for-34) over that streak.
- ◆ Played in 106 games total, making 64 starts, all with the Padres...of his games started, 43 were at 2B, eight at SS, seven in LF and six in CF.
- ◆ In 29 games combined between Salt Lake and Tucson, hit .278 (35-for-126) with seven doubles, two triples, one home run, 18 RBI and 17 runs scored.

2011: Spent the majority of the season with Triple-A Salt Lake, hitting .292 (106-for-363) with 24 doubles, five triples, four home runs, 50 RBI and 15 SB in 86 games for the Bees while also seeing his first Major League action.

- ◆ Appeared at five different positions with Salt Lake during the season (2B, SS, LF, CF, RF).
- ◆ Collected three doubles with three RBI on 8/2 vs. Tucson.
- ◆ Had three separate stints with the Angels...first called up on 4/25 and made his Major League debut 4/26 vs. OAK...connected for a two-run double in his first career at-bat for his first Major League hit.
- ◆ Optioned to Salt Lake 6/18 and recalled again by the Angels from 7/15-23...recalled by the Angels on 9/6 for his third and final stint of the season.
- ◆ Overall, hit .154 (8-for-52) with three doubles, one triple and five RBI in 23 games with the Halos.

2010: Split the season between Single-A Rancho Cucamonga, Double-A Arkansas and Triple-A Salt Lake Bees.

- ◆ Appeared in 15 games with Salt Lake, hitting .400 (26-for-65) with 13 runs scored, six doubles and three triples.
- ◆ In 72 games with Rancho Cucamonga, hit .303 (90-for-297) with 19 doubles and 39 RBI.
- ◆ Named a California League mid-season All-Star.
- ◆ In 48 games with Arkansas, hit .288 (55-for-191) with 25 runs scored and 20 RBI.
- ◆ Named the Angels Defensive Player of the Month for April, May and June.
- ◆ Hit .295 (64-for-217) with nine HR and 34 RBI in the 2010 Venezuelan Winter League.

2009: Honored as the Angels' Minor League Player of the Year after spending the entire season with Single-A Cedar Rapids, leading the Midwest League by hitting .319 (152-for-477) on the year.

- ◆ Named a Midwest League mid-season and post-season All-Star...finished second in the league with 39 doubles and 10 triples.
- ◆ Named a Topps Class-A All-Star after the season.

2008: Spent the majority of the season with the Arizona League Angels hitting .332 (67-for-202) with 46 runs scored and 21 RBI in 51 games.

- ◆ Named an Arizona League post-season All-Star.
- ◆ Played in one game for Single-A Cedar Rapids.

PLAYERS

AMARISTA

2007: Spent the entire campaign with the Angels Dominican Summer League affiliate, hitting .340 (82-for-241) in 65 games played.

- ◆ Went 9-for-22 with two home runs and six RBI in his first four contests...had at least one RBI in his first seven contests.
- ◆ Went 3-for-5 with a home run and a career-high four RBI against the DSL Pirates on July 24.
- ◆ Tallied 24 multi-hit games overall on the season.

PERSONAL

Alexi Jose Amarista (AH-mah-REE-stah)...originally signed by Angels' scouts Clay Daniel & Denny Suarez.

ALEXI AMARISTA'S CAREER BATTING RECORD

YR	CLUB	AVG	G	AB	R	H	2B	3B	HR	RBI	SH	SF	HP	BB	SO	SB	CS	OBP	SLG
2007	DSL Angels	.340	65	241	52	82	14	4	5	39	1	2	4	25	23	16	6	.408	.494
2008	AZL Angels	.332	51	202	46	67	6	4	2	21	3	1	1	29	20	22	14	.416	.431
	Cedar Rapids	.000	1	2	0	0	0	0	0	0	0	0	0	0	1	0	0	.000	.000
2009	Cedar Rapids	.319	125	477	84	152	39	10	4	49	18	4	8	50	61	38	20	.390	.468
2010	Rancho Cucamonga	.303	72	297	39	90	19	6	4	39	2	2	3	19	42	17	10	.349	.448
	Arkansas	.288	48	191	25	55	2	1	1	20	2	5	2	13	15	4	1	.332	.325
	Salt Lake	.400	15	65	13	26	6	3	0	9	2	1	1	1	4	4	2	.412	.585
2011	Salt Lake	.292	86	363	49	106	24	5	4	50	4	3	4	22	56	15	8	.337	.419
	LOS ANGELES (AL)	.154	23	52	2	8	3	1	0	5	1	1	0	2	8	0	0	.182	.250
2012	Salt Lake	.273	18	77	11	21	6	2	0	12	0	3	0	3	6	1	0	.289	.403
	Tucson	.286	11	49	6	14	1	0	1	6	1	0	0	1	6	3	0	.300	.367
	LOS ANGELES (AL)	--	1	0	1	0	0	0	0	0	0	0	0	0	0	0	0	--	--
	SAN DIEGO	.240	105	275	35	66	15	5	5	32	6	2	0	17	42	8	4	.282	.385
Major League Totals		.226	129	327	38	74	18	6	5	37	7	3	0	19	50	8	4	.266	.364
Minor League Totals		.312	492	1964	325	613	117	35	21	245	33	21	23	163	234	120	61	.368	.439

CAREER FIELDING

POSITION	PCT.	G	PO	A	E	TC	DP
Second Base	.979	66	101	132	5	238	23
Outfield	1.000	42	41	2	0	43	1
Shortstop	.973	13	8	28	1	37	6
Third Base	-	1	0	0	0	0	0
Career Total	.981	108	150	162	6	318	30

SINGLE-GAME HIGHS

HITTING STREAK.....Nine games, June 26 - July 5, 2012
 HITS5, September 2, 2012 at Colorado
 DOUBLES1, several times, last October 3, 2012 at Milwaukee
 HOME RUNS.....2, June 30, 2012 at Colorado
 RBI.....4, twice, last June 30, 2012 at Colorado
 RUNS SCORED2, seven times, last September 2, 2012 at Colorado
 WALKS.....2, July 29, 2012 at Miami
 STRIKEOUTS.....3, twice, last July 29, 2012 at Miami
 CAREER MULTI-HOME RUN GAMES (1).....June 30, 2012 at Colorado
 CAREER GRAND SLAMS (1).....June 28, 2012 at Houston
 CAREER PINCH-HIT HOME RUNSNone

CAREER TRANSACTIONS

2007.....Signed by the Los Angeles Angels as a non-drafted free agent, January 25
 2012.....Acquired by the San Diego Padres along with RHP Donn Roach in exchange for RHP Ernesto Frieri, May 3



YEISON ASENCIO

OUTFIELDER

64

BATS/THROWS: R/R
 OPENING DAY AGE: 23
 BORN: November 14, 1989 in San Cristobal, DOM
 RESIDENCE: San Cristobal, DOM
 ACQUIRED: Signed as a non-drafted free agent, July 2, 2009
 CONTRACT STATUS: Signed through 2013

HEIGHT/WEIGHT: 6-1/175
 SERVICE TIME: 0.000

CAREER

2012: Spent the entire campaign with Single-A Fort Wayne, capturing the Midwest League batting title by hitting .323 (113-for-350) in 92 games for the TinCaps.

- ◆ Overall on the season, tallied 21 doubles, four triples, eight home runs, 61 RBI and 47 runs scored.
- ◆ Against left-handed pitching, hit .386 (32-for-83) while hitting .303 (81-for-267) against right-handers.
- ◆ In 49 home games for Fort Wayne, hit .375 (69-for-184).
- ◆ Posted his best month of the season in July by hitting .376 (38-for-101) with 14 extra-base hits and 22 RBI in 26 games played.

2011: Played in 50 games for Rookie-Level Peoria, spending the entire season with the Padres Arizona Summer League affiliate.

- ◆ Hit .348 (73-for-210) with 13 doubles, eight triples, seven home runs, 46 RBI, 50 runs scored and eight stolen bases while posting a .953 OPS.
- ◆ Led the Arizona Summer League in runs scored (50) and total bases (123), ranked tied for the lead in RBI (46), second in hits (73), tied for third in triples (8) and home runs (7), tied for sixth in slugging percentage (.586) and eighth in batting average (.348).
- ◆ Named an Arizona Summer League post-season All-Star.
- ◆ Also named the No. 1 prospect in the Rookie-Level Arizona Summer League by *Baseball America* after the season.

2010: Spent his professional campaign with the Padres Dominican Summer League affiliate, hitting .241 (55-for-228) with 14 doubles, five home runs and 43 runs scored in 66 games played.

- ◆ Named a Dominican Summer League mid-season All-Star.

PERSONAL

Yeison Asencio...signed by Padres scouts Randy Smith, Felix Feliz and Martin Jose out of the Dominican Republic.

YEISON ASENCIO'S CAREER BATTING RECORD

YR	CLUB	AVG	G	AB	R	H	2B	3B	HR	RBI	SH	SF	HP	BB	SO	SB	CS	OBP	SLG
2010	DSL Padres	.241	66	228	43	55	14	3	5	37	0	2	5	27	40	12	5	.332	.395
2011	AZL Peoria	.348	50	210	50	73	13	8	7	46	0	1	3	4	25	8	2	.367	.586
2012	Fort Wayne	.323	92	350	47	113	21	4	8	61	1	7	4	16	38	7	6	.353	.474
Minor League Totals		.306	208	788	140	241	48	15	20	144	1	10	12	47	103	27	13	.350	.481

CAREER TRANSACTIONS

2009.....Signed by the San Diego Padres as a non-drafted free agent, July 2.

PLAYERS

8

BAKER



JOHN BAKER CATCHER

BATS/THROWS: L/R
OPENING DAY AGE: 32
BORN: January 20, 1981 in Alameda, CA
RESIDENCE: Danville, CA
ACQUIRED: From MIA in exchange for LHP Wade LeBlanc, November 22, 2011
CONTRACT STATUS: Signed through 2013

HEIGHT/WEIGHT: 6-1/213
SERVICE TIME: 4.083

CAREER

2012: Played in 63 games for the Padres, making 52 starts, all behind the plate...games played and starts were his most since a career-high 112 games played in 2009 with the Marlins.

- ◆ Was active on an Opening Day roster in 2012 for the first time since 2010.
- ◆ Hit .294 (35-for-119) over a 38-game span from 5/12-8/7.
- ◆ In 30 games on the road, hit .293 (29-for-99) in 2012 while hitting .181 (17-for-94) in 33 games at Petco Park.
- ◆ With runners in scoring position, hit .278 (15-for-54) in 2012...over his final 55 games from 5/12 through the end of the season, hit .298 (14-for-47) with RISP.
- ◆ Collected a season-high three hits and three RBI on 5/15 at WSH.
- ◆ Tossed out five of 54 (9.3 %) of attempted base stealers behind the plate.

QUICK HIT

- ◆ Traveled with Marlins teammates to visit U.S. troops stationed in Iraq and Kuwait during the offseason prior to the 2010 campaign.

2011: Opened the season on the 60-day disabled list, spending the majority of the season on the DL while recovering from "Tommy John" surgery.

- ◆ Began a rehab assignment in August, playing in 15 games between Double-A Jacksonville and Single-A Jupiter.
- ◆ Reinstated from the DL on 9/5 and appeared in 16 games before the end of the season, all off the bench.
- ◆ Prior to a pinch-hit walk on 9/5, had not played in the Majors since a pinch-hit appearance on 5/12/10 at CHI.

2010: Made his second consecutive Opening Day roster with the Marlins but missed the majority of the season with a strained flexor muscle in his right forearm.

- ◆ Originally placed on the 15-day disabled list 5/15 (retro to 5/14)...felt more discomfort during a rehab assignment and was transferred to the 60-day DL on 6/18, missing the remainder of the season.
- ◆ "Tommy John" surgery to repair the ulnar collateral ligament in his right elbow on 9/3 by Dr. James Andrews.

2009: Appeared in a career-high 112 Major League games for the Marlins, his first full-season in the Big Leagues...made 99 starts behind the plate for FLA.

- ◆ Hit in a career-best 10 straight games from 7/20-8/2, batting .394 (13-for-33) during that stretch.
- ◆ Belted five home runs in May, tying him with Chris Iannetta (COL) for the most homers in the month among NL catchers.
- ◆ Led all catchers and ranked fourth in the NL, batting .362 (21-for-58) in July.

2008: Began the season at Triple-A Albuquerque before having his contract selected by the Marlins and seeing his first Big League action.

- ◆ Appeared in 61 games for FLA, making 54 starts behind the plate.
- ◆ His .299 average ranked second-highest among Marlins rookie catchers (Mike Redmond: .331 in 1998).
- ◆ Had his contract selected 7/8 and made his Big League debut 7/9 at SD...collected his first Major League hit 7/10 at LAD, a home run off Chan-Ho Park...became the 10th Marlin in franchise history to record a homer as their first ML hit.
- ◆ Belted first career pinch-hit home run 8/20 at SF off Brian Wilson.
- ◆ Hit .321 for Albuquerque before his promotion...named to the PCL All-Star team.

2007: Spent the entire season with Triple-A Albuquerque in his first campaign in the Marlins organization, hitting .285 (77-for-270) over 89 games.

- ◆ Collected 23 extra-base hits as well as 41 RBI...clubbed eight home runs, his most since collecting a career-high 15 in 2004 for Double-A Midland.

2006: Played the entire campaign with Triple-A Sacramento, playing in 83 games total for the River Cats.

- ◆ Named a Pacific Coast League mid-season All-Star.

2005: In his first full season at the Triple-A level with Sacramento, hit .234 (81-for-346) over 103 games played.

- ◆ Collected 32 extra-base hits overall on the season, including 24 doubles, three triples and five home runs.



PLAYERS

2004: Spent the majority of the season (117 games) at Double-A Midland, also appearing in 14 games for Triple-A Sacramento.

- ◆ Tied for fourth in the Texas League with 32 doubles...led his club in doubles, RBI and total bases (210) and tied for the team lead in home runs.
- ◆ Played for the Arizona Fall League champion Phoenix Desert Dogs, batting .318 in 18 games.

PERSONAL

John David Baker...he and his wife Meghan have a daughter, Brooklyn...graduated from De La Salle High School (CA) in 1999...attended University of California, Berkeley and was an All-Pac 10 selection as a junior in 2002, hitting a conference-leading .383...prior to the 2010 season, he was part of a group of Marlins that travelled to Iraq and Kuwait to visit U.S. troops...originally signed by Athletic's scout Will Schock.

JOHN BAKER'S CAREER BATTING RECORD

YR	CLUB	AVG	G	AB	R	H	2B	3B	HR	RBI	SH	SF	HP	BB	SO	SB	CS	OBP	SLG
2002	Vancouver	.235	39	115	15	27	5	0	1	13	0	0	7	22	37	2	0	.389	.304
2003	Kane County	.309	82	304	42	94	23	2	6	49	0	4	10	47	77	1	0	.414	.457
	Midland	.240	43	150	16	36	3	0	1	21	0	3	4	14	46	0	0	.316	.280
2004	Midland	.280	117	439	67	123	32	5	15	78	0	5	17	37	94	0	2	.355	.478
	Sacramento	.347	14	49	11	17	3	0	0	10	0	0	1	6	23	0	0	.429	.408
2005	Sacramento	.234	103	346	43	81	24	3	5	41	7	0	4	30	90	1	0	.303	.364
2006	Sacramento	.273	83	293	49	80	19	1	4	38	2	3	2	40	77	6	0	.361	.386
2007	Albuquerque	.285	89	270	35	77	15	0	8	41	0	1	4	28	58	2	0	.360	.430
2008	Albuquerque	.321	59	193	35	62	14	1	6	31	0	2	2	24	34	1	2	.398	.497
	FLORIDA	.299	61	197	32	59	14	0	5	32	1	3	2	30	48	0	0	.392	.447
2009	FLORIDA	.271	112	373	59	101	25	0	9	50	2	2	5	41	89	0	0	.349	.410
2010	Jupiter	.333	3	6	2	2	0	0	0	0	0	0	0	2	1	0	0	.500	.333
	FLORIDA	.218	23	78	7	17	3	1	0	6	0	0	1	9	18	0	0	.307	.282
2011	Jupiter	.286	12	28	8	8	2	2	0	1	0	0	1	10	8	0	0	.487	.500
	Jacksonville	.111	3	9	0	1	1	0	0	0	0	0	0	1	5	0	0	.200	.222
	FLORIDA	.154	16	13	0	2	0	0	0	1	1	0	0	2	3	0	0	.267	.154
2012	SAN DIEGO	.238	63	193	17	46	8	0	0	14	1	0	0	20	41	2	1	.310	.280
Major League Totals		.263	275	854	115	225	50	1	14	103	5	5	8	102	199	2	1	.346	.374
Minor League Totals		.276	647	2202	323	608	141	14	46	323	9	18	52	261	550	13	4	.364	.416

CAREER FIELDING

POSITION	PCT.	G	PO	A	E	TC	DP
Catcher	.991	242	1672	96	16	1784	3

SINGLE-GAME HIGHS

HITTING STREAK.....10 games, July 20-August 2, 2009
 HITS4, twice, last September 21, 2008 vs. Philadelphia
 DOUBLES2, six times, last May 17, 2012 vs. Los Angeles (NL)
 HOME RUNS.....1, 14 times, last September 4, 2009 at Washington
 RBI.....4, three times, last September 4, 2009 at Washington
 RUNS SCORED.....3, three times, last May 3, 2009 at Chicago (NL)
 WALKS.....2, 17 times, last July 25, 2012 at San Francisco
 STRIKEOUTS.....3, seven times, last May 4, 2010 vs. San Francisco
 CAREER MULTI-HOME RUN GAMES.....None
 CAREER GRAND SLAMSNone
 CAREER PINCH-HIT HOME RUNS (1).....August 20, 2008 at San Francisco

CAREER TRANSACTIONS

2002.....Signed by the Oakland Athletics as a fourth-round selection in the First-Year Player Draft.
 2005.....Acquired off waivers by the Florida Marlins, December 15.
 2006.....Acquired off waivers by the Oakland Athletics, January 5.
 2007.....Acquired by the Florida Marlins in exchange for INF Jason Stokes, March 30.
 2011.....Acquired by the San Diego Padres in exchange for LHP Wade LeBlanc, November 22.

PLAYERS



JOHNNY BARBATO

RIGHT-HANDED PITCHER

82

BARBATO

BATS/THROWS: R/R
OPENING DAY AGE: 20

HEIGHT/WEIGHT: 6-2/185
SERVICE TIME: 0.000

BORN: July 11, 1992 in Miami, FL

RESIDENCE: Miami, FL

ACQUIRED: Signed as a sixth-round selection in the 2010 First-Year Player Draft

CONTRACT STATUS: Signed through 2013

NON-ROSTER INVITEE

CAREER

2012: Converted to a full-time reliever, spending the entire season with Single-A Fort Wayne and posting a 1.84 ERA (15 ER/73.1 IP) with 84 strikeouts against 31 walks in 48 outings for the TinCaps.

- ◆ Held opponents to a .195 (52-for-266) batting average on the season.
- ◆ Average 10.3 strikeouts per 9.0 IP, over one strikeout per inning, overall on the season.
- ◆ Collected three saves total on the season in six opportunities.
- ◆ Earned the win in his first game of the season on 4/6 vs. Lake County, striking out a season-best five batters over 2.0 innings pitched.
- ◆ Worked 2.0-or-more innings in 21 of his 48 relief outings.
- ◆ In 27 relief appearances at home for Fort Wayne, went 4-1 with a 1.49 ERA (7 ER/42.1 IP).

2011: Made his professional debut with Short-Season Eugene after signing with the Padres in the previous year's First-Year Player Draft.

- ◆ Spent the entire campaign with Eugene, posting a 1-4 record with a 4.89 ERA (31 ER/57.0 IP) and 50 strikeouts against 31 walks...pitched in 15 games total, 13 starts.
- ◆ Earned his first victory on 7/7 vs. Yakima after posting 5.0 innings of two-run ball.
- ◆ Struck out a career-best 10 batters on 7/23 vs. Vancouver over 6.0 innings, allowing just one run on two hits.
- ◆ In five starts at home for Eugene, went 1-1 with a 3.86 ERA (10 ER/23.1 IP).

PERSONAL

John Edward Barbato...graduated from Felix Varela Senior High School (FL)...played in the 2009 Under Armour All-America Baseball Game at Wrigley Field...signed by Padres' scouts Rob Sidwell and Bob Filotei.

JOHNNY BARBATO'S CAREER PITCHING RECORD

YR	CLUB	W-L	ERA	G	GS	CG	SHO	SV	IP	H	R	ER	HR	HB	BB	SO	WP	BK
2011	Eugene	1-4	4.89	15	13	0	0	0	57.0	52	39	31	4	5	31	50	5	1
2012	Fort Wayne	6-1	1.84	48	0	0	0	3	73.1	52	23	15	4	2	31	84	4	0
Minor League Totals		7-5	3.18	63	13	0	0	3	130.1	104	62	46	8	7	62	134	9	1

CAREER TRANSACTIONS

2010.....Signed by the San Diego Padres as a sixth-round selection in the First-Year Player Draft.



ANTHONY BASS

RIGHT-HANDED PITCHER

45

BATS/THROWS: R/R
OPENING DAY AGE: 25

BORN: November 1, 1987 in Dearborn, MI

RESIDENCE: Trenton, MI

ACQUIRED: Signed as a fifth-round selection in the 2008

First-Year Player Draft

CONTRACT STATUS: Signed through 2013

HEIGHT/WEIGHT: 6-2/195
SERVICE TIME: 1.108

CAREER

2012: Made his first career Opening Day roster, appearing in 24 games with 15 starts for the Padres, missing time due to a stint on the disabled list.

- ◆ Began the season in the bullpen, making two relief appearances in the first week of the season before making his first start of the season on 4/12 vs. ARI.
- ◆ Went 1-2 with a 2.31 ERA (6 ER/23.1 IP) over his first four starts, all in April.
- ◆ Landed on the 15-day DL on 6/24 with right shoulder inflammation, remaining on the DL until 9/4...transferred to 60-Day DL on 7/31.
- ◆ Made three rehab starts for Triple-A Tucson from 8/23-9/2 before being reinstated from the DL.
- ◆ Returned from the DL on 9/4 to join the bullpen, making seven relief appearances from 9/7-28, posting a 2.79 ERA (3 ER/9.2 IP) in that stretch.
- ◆ Earned his first career save in his first career opportunity on 9/20 at ARI, striking out his only batter faced to end the game.
- ◆ Posted a 1-1 record with a 3.52 ERA (15 ER/38.1 IP) in seven starts at Petco Park in 2012, with the Padres 3-4 in those starts.
- ◆ Posted a 2.63 ERA (4 ER/13.2 IP) in nine total relief outings overall in 2012.
- ◆ Had the first complete game of his career on 4/28 at SF, taking the loss after working 8.0 innings of two-run ball...took a perfect game into the sixth inning of that start before allowing the first hit of the game to opposing pitcher Tim Lincecum, an infield single.
- ◆ At the plate, collected his first Major League hit on 5/4 vs. MIA, a bases-clearing triple...became the first player in Padre history to hit a three-run triple for his first Major League hit (ELIAS)...just the second Padres pitcher ever to hit a three-run triple, with the only other by Pete Smith on 8/24/97 at NYM.

QUICK HIT

- ◆ Was the Great Lakes Intercollegiate Conference Pitcher of the Year as a junior in 2008.
- ◆ Ranks in the top 10 all-time at WSU in several categories, including: second in strikeout/walk ratio (3.38), third in victories (21), tied for fourth in winning percentage (.700), fourth in strikeouts (206), ninth in starts (33), ninth in innings pitched (213.0), and tied for 10th in complete games (14).

2011: Split his season between Double-A San Antonio, Triple-A Tucson and the Padres, seeing his first Major League action.

- ◆ Had his contract selected from San Antonio on 6/13 and made his Major League debut that day, starting against the Rockies and picking up the win...optioned back to San Antonio the following day...recalled 6/26 and spent the rest of the year with San Diego.
- ◆ During his second stint, made 24 appearances out of the bullpen before finishing the season with two starts.
- ◆ Went 2-0 with a 1.20 ERA (2 ER/15.0 IP) in his three starts and 0-0 with a 1.89 ERA (7 ER/33.1 IP) in 24 games out of the bullpen.
- ◆ Posted a streak of nine consecutive scoreless relief outings spanning 12.2 innings from 7/1-8/13.
- ◆ Named to the mid-season Texas League All-Star team during his time with the Missions.

2010: Pitched all but one of his 28 games at Single-A Lake Elsinore, going 8-7 with a 3.13 ERA (46 ER/132.1 IP) over 27 starts with a strikeout-to-walk ratio of 5.45 (109/20).

- ◆ Honored as both a California League postseason and mid-season All-Star.
- ◆ Made one spot start for Triple-A Portland, losing (5 ER/5.2 IP).
- ◆ Went 6-2 with a 2.74 ERA (23 ER/75.2 IP) over 13 starts in the first half of the season for Lake Elsinore...won all three June starts while posting a 2.40 ERA (4 ER/15.0 IP).
- ◆ Had a stretch of five consecutive wins from 5/26 through 6/28, while giving up 34 earned runs in 100.2 innings.

2009: A Midwest League mid-season All-Star for Single-A Fort Wayne before being promoted to Single-A Lake Elsinore.

- ◆ Was a combined 12-3 with a 2.55 ERA (35 ER/123.2 IP) over 28 games (26 starts)...won nine of 12 decisions for Fort Wayne before promotion on 7/17 to Lake Elsinore, where he was 3-0 in 10 games (eight starts).
- ◆ Was twice the Midwest League Pitcher of the Week (4/20, 6/5).
- ◆ Before being called up to Lake Elsinore, went 9-3 with a 2.19 ERA (22 ER/90.1 IP) and 69 strikeouts in 90.1 innings for the TinCaps.

PLAYERS

BASS

2008: Worked exclusively out of the bullpen in his first professional season, going 2-2 with a 2.10 ERA (8 ER/34.1 IP) and seven saves in 25 appearances.

◆ Fanned 41 batters while walking 14.

PERSONAL

Anthony Edward Bass...pitched for Wayne State University from 2006-08...following his junior year at WSU, Bass was drafted in the fifth round by the Padres in 2008...graduated from Trenton High School (MI)...signed by Padres' scout Jeff Stewart.

ANTHONY BASS' CAREER PITCHING RECORD

YR	CLUB	W-L	ERA	G	GS	CG	SHO	SV	IP	H	R	ER	HR	HB	BB	SO	WP	BK
2008	Eugene	2-2	2.10	25	0	0	0	7	34.1	25	12	8	3	1	14	41	6	0
2009	Fort Wayne	9-3	2.19	18	18	0	0	0	90.1	79	31	22	5	3	25	69	3	1
	Lake Elsinore	3-0	3.51	10	8	0	0	0	33.1	33	17	13	3	2	14	20	3	0
2010	Lake Elsinore	8-7	3.13	27	27	0	0	0	132.1	124	59	46	9	1	20	109	3	0
	Portland	0-1	7.94	1	1	0	0	0	5.2	7	5	5	1	1	3	3	0	1
2011	Tucson	1-0	1.80	1	1	0	0	0	5.0	6	1	1	0	1	0	3	1	0
	San Antonio	6-4	3.75	13	13	0	0	0	69.2	62	31	29	6	0	21	62	3	0
	SAN DIEGO	2-0	1.68	27	3	0	0	0	48.1	41	9	9	3	1	21	24	1	0
2012	Tucson	0-0	5.63	3	3	0	0	0	8.0	8	6	5	0	0	0	9	0	0
	SAN DIEGO	2-8	4.73	24	15	1	0	1	97.0	89	59	51	10	1	39	80	5	1
Major League Totals		4-8	3.72	51	18	1	0	1	145.1	130	68	60	13	2	60	104	6	1
Minor League Totals		29-17	3.07	98	71	0	0	7	378.2	344	162	129	27	9	97	316	19	2

2012 AND CAREER BATTING RECORD

YR	CLUB	AVG	G	AB	R	H	2B	3B	HR	RBI	SH	SF	HP	BB	SO	SB	CS	OBP	SLG
2012	SAN DIEGO	.129	25	31	3	4	0	1	0	5	0	0	0	0	13	1	0	.129	.194
Major League Totals		.111	52	36	3	4	0	1	0	5	1	0	0	0	16	1	0	.111	.167

CAREER FIELDING

POSITION	PCT.	G	PO	A	E	TC	DP
Pitcher	1.000	51	20	19	0	39	3

SINGLE-GAME HIGHS

INNINGS PITCHED.....8.0 IP, twice, last May 15, 2012 at Washington
 LOW-HIT COMPLETE GAME.....6, April 28, 2012 at San Francisco
 STRIKEOUTS.....8, April 28, 2012 at San Francisco
 MOST HITS ALLOWED.....9, May 9, 2012 vs. Colorado
 MOST RUNS ALLOWED.....9, June 15, 2012 at Oakland
 MOST WALKS ALLOWED.....5, April 22, 2012 vs. Philadelphia
 MOST HOME RUNS ALLOWED.....2, May 4, 2012 vs. Miami
 CAREER WINNING STREAK.....2 games, June 13 - September 21, 2011
 CAREER 10-STRIKEOUT GAMES.....None
 CAREER HOME RUNS HIT.....None

CAREER TRANSACTIONS

2008.....Signed by the San Diego Padres as a fifth-round selection in the First-Year Player Draft.



KYLE BLANKS

INFIELDER/OUTFIELDER

88

BATS/THROWS: R/R
OPENING DAY AGE: 26

BORN: September 11, 1986 in Sellersville, PA

RESIDENCE: Peoria, AZ

ACQUIRED: Signed as a 42nd-round selection in the 2004

First-Year Player Draft

CONTRACT STATUS: Signed through 2013

HEIGHT/WEIGHT: 6-6/264
SERVICE TIME: 3.032

CAREER

2012: Played in just four games for the Padres before being placed on the disabled list on 4/14 with a strained left shoulder, missing the remainder of the season.

- ◆ Underwent surgery on his left shoulder on 4/24 and was transferred to the 60-day DL on 5/2.
- ◆ On Opening Day roster for third time in his career (also, 2010-11).
- ◆ Hit .325 (13-for-40) with three doubles, one home run, three RBI and eight runs scored in 15 games during Spring Training.

2011: Split his season between Double-A San Antonio, Triple-A

Tucson and the Padres after recovering from Tommy John surgery that cut his 2010 campaign short.

- ◆ Started the season on the disabled list...was removed and immediately optioned to San Antonio on 4/26...played in 44 games for the Missions before being promoted to Tucson (35 games) and ultimately to the Padres on 7/22.
- ◆ Spent the rest of the season in the Majors, making 45 starts between the outfield (35) and first base (10).
- ◆ Set career highs in games, hits and RBI for San Diego.
- ◆ Belted his first career grand slam and tallied a career-high-tying five RBI 8/6 at PIT...grand slam marked his second consecutive game with a home run (8/5), a feat he accomplished twice in 2011 (8/19-20).
- ◆ Hit .312 (97-for-311) in 79 games between San Antonio and Tucson...named the PCL Player of the Week for 6/27-7/3.

2010: Played in just 33 games for the Padres before being placed on the disabled list 5/20 (retroactive to 5/18) with a strained right elbow...following a rehab assignment with Lake Elsinore and Portland, was transferred to the 60-day disabled list 7/29...had season-ending surgery on his right elbow.

- ◆ Collected a career-high three hits and five RBI 4/12 vs. ATL...one of five multi-hit games and three multi-RBI games he would have before being placed on the DL.

2009: Made his Major League debut, appearing in 54 games for the Padres before being placed on the DL 8/29 with a strained arch of his right foot...remained on the DL the rest of the season with plantar fasciitis...spent the first part of the season at Triple-A Portland, where he played in 66 games for the Beavers.

- ◆ Had his contract selected from Portland 6/19 and made his Major League debut that night as a pinch-hitter.
- ◆ Started in left field and tallied his first Big League hit on 6/20, going 1-for-3 with a single...first Major League home run 7/21 vs. FLA (off Nunez)...averaged a home run every 9.80 at-bats (10 HR/98 AB) from the time of his first homer until injuring his foot 8/28 at FLA, ranking third in the Majors over that stretch.
- ◆ Played in 54 games for the Padres with 38 starts... 21 starts in right field, 13 in left field and four at first base.
- ◆ Walk-off home run 8/17 vs. CHI (off Gregg)...connected for an inside-the-park home run the following day (8/18) vs. CHI...16th ITP homer by a Padre, first by a Padre at Petco Park and first since Sean Burroughs on 5/16/03 vs. ATL.
- ◆ Appeared in 66 games for Portland, 59 at first base and 15 in left field...hit .301 as a first baseman and .125 as a left fielder...hit .370 (20-for-54) with three doubles, one triple, three home runs, 11 RBI and 10 runs in 16 June games.

2008: Named Padres Minor League Player of the Year and Topps Texas League Player of the Year, hitting .325 (160-for-492) with 20 home runs and 107 RBI in 132 games with Double-A San Antonio...ranked as the No. 10 prospect and best power hitter in the SD system by *Baseball America* prior to the season.

- ◆ Finished among Texas League leaders in average (3rd), RBI (2nd), hits (2nd), total bases (2nd, 253), on-base percentage (4th, .404) and slugging percentage (5th, .514)...led TL first basemen with a .993 fielding percentage, committing eight errors in 1,117 totals chances...107 RBI placed tied for seventh among all minor league batters.
- ◆ Topped all Padres minor leaguers in RBI...ranked third in home runs and fifth in batting average.
- ◆ Named a Texas League mid-season and post-season All-Star...also named a *Baseball America* Double-A All-Star.
- ◆ Garnered both Texas League and Padres Minor League Player of the Month honors for August...hit .377 (43-for-114) with six doubles, seven home runs, 33 RBI and 20 runs scored in 29 contests during the month.
- ◆ Named Texas League Player of the Week for 8/25-8/31, batting .515 (17-for-33) with 15 RBI during that span.
- ◆ Became the third San Antonio player and 13th Texas League batter to record nine RBI in a game, going 5-for-6 with a walk, two doubles, a home run and two runs scored in a 21-3 win over Corpus Christi on 8/25...the nine RBI were the most by a Missions player since Charlie Grant accomplished the feat 6/16/48.
- ◆ Following the season, played for the Peoria Saguaros in the Arizona Fall League (.254, 18-for-71, 13 RBI, 20 BB).

QUICK HIT

- ◆ In addition to baseball, he also played basketball at Moriarty High School in Edgewood, NM.
- ◆ Signed in 2005 as a draft-and-follow after being selected in the 42nd round of the 2004 draft.

PLAYERS

2007: Spent the entire season with Single-A Lake Elsinore and finished among California League leaders in home runs (T-4th, 24), RBI (4th, 100) extra-base hits (4th, 59) and total bases (4th, 251).

- ◆ Named to both the Cal League Mid-Season and Post-Season All-Star squads...also selected as a *Baseball America* High-A All-Star.
- ◆ Received Cal League Player of the Week honors for 5/14-20...hit .462 (12-for-26) with three homers, 11 RBI and 10 runs over five games during that span.
- ◆ Hit .316 (12-for-38) with three home runs, 10 RBI, 10 runs and nine walks in 12 playoff games with the Storm...the team dropped the deciding Game 5 of the Cal League finals to lose the title.

2006: Played 86 games with Single-A Fort Wayne before a left ankle infection shut him down for the rest of the season...named the best power hitter in the Padres organization in *Baseball America's* 2006 Best Tools survey.

- ◆ Earned a spot on the Midwest League Mid-Season All-Star team.
- ◆ Ranked third on the Wizards in home runs (10).
- ◆ Placed on the disabled list 7/22 and missed the remainder of the season.

2005: Signed as a draft-and-follow 5/28 and played his first pro season at Rookie-level Peoria.

- ◆ Led the Arizona League in home runs (7) and home runs per at-bat (1/23.43)...finished third in slugging (.500).
- ◆ Paced all first basemen in fielding percentage (.997) and double plays (41).

PERSONAL

Kyle Nathaniel Blanks...married to Janet...graduated from Moriarty High School where he played baseball and basketball...attended Yavapai (AZ) Junior College before signing with the Padres...signed by Padres' scout Jake Wilson.

KYLE BLANKS' CAREER BATTING RECORD

YR	CLUB	AVG	G	AB	R	H	2B	3B	HR	RBI	SH	SF	HP	BB	SO	SB	CS	OBP	SLG
2005	AZL Padres	.299	48	164	33	49	10	1	7	30	0	1	10	25	49	3	1	.420	.500
2006	Fort Wayne	.292	86	308	41	90	20	0	10	52	0	4	11	36	79	2	0	.382	.455
2007	Lake Elsinore	.301	119	465	94	140	31	4	24	100	0	4	18	44	98	11	2	.380	.540
2008	San Antonio	.325	132	492	75	160	23	5	20	107	0	5	17	51	90	5	4	.404	.514
2009	Portland	.283	66	233	35	66	9	1	12	38	0	3	5	39	63	0	0	.393	.485
	SAN DIEGO	.250	54	148	24	37	9	0	10	22	0	0	6	18	55	1	1	.355	.514
2010	Lake Elsinore	.270	10	37	3	10	3	0	0	4	0	0	1	6	12	0	0	.386	.351
	Portland	.333	1	3	0	1	0	0	0	0	0	0	0	1	1	0	0	.500	.333
	SAN DIEGO	.157	33	102	14	16	6	1	3	15	0	0	3	15	46	1	0	.283	.324
2011	San Antonio	.282	44	177	33	50	16	3	4	27	0	3	4	17	41	3	0	.353	.475
	Tucson	.351	35	134	36	47	12	2	11	35	0	1	1	16	37	0	1	.421	.716
	SAN DIEGO	.229	55	170	21	39	7	1	7	26	0	2	2	16	51	2	0	.300	.406
2012	SAN DIEGO	.200	4	5	0	1	0	0	0	0	0	0	0	1	2	0	0	.333	.200
Major League Totals		.219	146	425	59	93	22	2	20	63	0	2	11	50	154	4	1	.316	.421
Minor League Totals		.305	541	2013	350	613	124	16	88	393	0	21	67	235	470	24	8	.392	.513

CAREER FIELDING

POSITION	PCT.	G	PO	A	E	TC	DP
Outfield	.994	106	162	7	1	170	2
First Base	1.000	27	124	10	0	134	14
Career Total	.997	129	286	17	1	304	16

SINGLE-GAME HIGHS

HITTING STREAK.....6 games, twice, last August 5-10, 2011
 HITS3, April 12, 2010 vs. Atlanta
 DOUBLES2, twice, last August 7, 2011 at Pittsburgh
 HOME RUNS1, 20 times, last August 30, 2011 at Los Angeles (NL)
 RBI5, twice, last August 6, 2011 at Pittsburgh
 RUNS SCORED3, April 12, 2010 vs. Atlanta
 WALKS3, May 11, 2010 at San Francisco
 STRIKEOUTS4, April 7, 2010 at Arizona
 CAREER MULTI-HOME RUN GAMES.....None
 CAREER GRAND SLAMS (1).....August 6, 2011 at Pittsburgh
 CAREER PINCH-HIT HOME RUNSNone

CAREER TRANSACTIONS

2004.....Signed by the San Diego Padres as a 42nd-round selection in the First-Year Player Draft.



WILFREDO BOSCAN

RIGHT-HANDED PITCHER

90

BATS/THROWS: R/R

OPENING DAY AGE: 23

BORN: October 26, 1989 in Maracaibo, VEN

RESIDENCE: Maracaibo, VEN

ACQUIRED: From TEX to complete trade for RHP Cory Burns, December 6, 2012

CONTRACT STATUS: Signed through 2013

HEIGHT/WEIGHT: 6-2/160

SERVICE TIME: 0.000

NON-ROSTER INVITEE

CAREER

2012: Spent his first full-season at the Double-A level with Frisco, appearing in 34 games, nine starts.

- ◆ Began the season out of the bullpen, going 4-3 with a 3.76 ERA (22 ER/52.2 IP) and 46 strikeouts against 15 walks over 25 relief outings before making nine starts from 7/19-8/31 to end the season...was 3-2 with a 3.74 ERA (19 ER/45.2 IP) and 43 strikeouts against 13 walks over his nine starts.
- ◆ Worked 2.0-or-more innings in 17 of his 25 relief outings, including 3.0-or-more innings in six of those outings.
- ◆ From 6/8 through the end of the season, went 5-2 with a 3.34 ERA (25 ER/67.1 IP) and 62 strikeouts against just 17 walks over 19 games, nine starts.
- ◆ In 17 outings, four starts, at home for Frisco, was 3-1 with a 2.39 ERA (13 ER/49.0 IP) and 49 strikeouts against 16 walks.
- ◆ Held right-handed hitters to a .224 (53-for-237) average while lefties hit at a .293 (39-for-133) clip off him.

2011: Split season between Double-A Frisco and Single-A Myrtle Beach, combining to go 5-15 with a 5.04 ERA (79 ER/141.0 IP) over 27 games, 25 starts.

- ◆ Opened the season in Frisco's rotation and posted 6.95 ERA (17 ER/22.0 IP) over five starts...transferred to Myrtle Beach on 5/3...allowed one run over 5.2 innings in a pair of relief appearances upon joining the Pelicans...
- ◆ Moved to Myrtle Beach rotation on 5/15 and completed at least 6.0 innings in 11 of his next 17 starts.
- ◆ Placed on disabled list from 8/31 with bicep tendonitis, missing the remainder of the season.

2010: Spent the entire campaign with Single-A Bakersfield, finishing among California League leaders in wins (T9th), innings(2nd), and strikeouts (5th), while also leading the Blaze in each of those categories.

- ◆ Went 3-8 with a 5.13 ERA (41 ER/72.0 IP) prior to the All-Star break and 6-6 with a 4.32 ERA (44 ER/91.2 IP) following the break.
- ◆ Named California League Pitcher of the Week for the week ending 7/4, after going 1-0 with a 0.60 ERA (1 ER/15.0 IP) and 17 strikeouts in two starts.
- ◆ Recorded a career-high 11 strikeouts over 8.0 shutout innings on 6/28 vs. Visalia.
- ◆ Completed 7.0-or-more innings in nine of his final 14 starts.
- ◆ Entered the season rated as the Rangers 27th-best prospect according to *Baseball America*.

2009: Spent the entire campaign with Single-A Hickory.

- ◆ Went 6-8, 3.40 (38 ER/100.2 IP) in 21 starts and posted a 7.71 ERA (4 ER/4.2 IP) in two relief appearances...limited opposing left-handers to a .225 (40-for-178) average, while right-handers batted .275 (65-236)...
- ◆ Named the Rangers Minor League Pitcher of the Month for April, going 2-1 with a 0.51 (1 ER/17.2 IP) with 15 strikeouts.
- ◆ Tossed 18.0 consecutive scoreless innings from 4/15-5/27, a span of three starts.

2008: Spent the entire season with Short-Season Spokane, his first professional season in the U.S.

- ◆ Led the Northwest league with nine wins and finished among league leaders in ERA (4th, 3.12) and strikeouts (4th, 70).
- ◆ Named to the Northwest League post-season All-Star team.
- ◆ Led the Indians staff in wins, ERA, strikeouts and innings (69.1)...averaged just 1.43 walks-per-9.0 IP... was 7-1 with a 2.75 ERA (18 ER/59.0 IP) over 12 starts and 2-0 with a 5.23 ERA (6 ER/10.1 IP) in three relief appearances.
- ◆ Held left-handed hitters to a .237 (31-for-131) average, allowing just one home run lefties...right-handers batted .265 (35-for-132) with three homers against him.
- ◆ Went 4-0 with 1.59 ERA (4 ER/22.2 IP) in six games, four starts, at home and 5-1 with a 3.86 ERA (20 ER/46.2 IP) over nine games, eight starts, on the road...earned wins in each of his first six games, five starts, posting a 1.82 ERA (6 ER/29.2 IP) and 28 strikeouts with just four walks in that span.

2007: Spent his first professional season with the Rangers' Dominican Summer League affiliate.

- ◆ Went 1-1 with a 2.13 ERA (10 ER/42.1 IP) and 44 strikeouts over eight starts and 1-0 with a 0.63 ERA (1 ER/14.1 IP) with 17 strikeouts over five relief appearances.
- ◆ Led the DSL Rangers' staff with 61 strikeouts, averaging 9.7 strikeouts-per-9.0 IP compared to just 2.1 walks-per-9.0.

PLAYERS

PERSONAL

Wilfredo Boscan...originally signed by Rangers' scout Jose Luis Montero.

WILFREDO BOSCAN'S CAREER PITCHING RECORD

YR	CLUB	W-L	ERA	G	GS	CG	SHO	SV	IP	H	R	ER	HR	HB	BB	SO	WP	BK
2007	DSL Rangers	2-1	1.75	13	8	0	0	0	56.2	42	14	11	1	3	13	61	3	1
2008	Spokane	9-1	3.12	15	12	0	0	0	69.1	66	30	24	4	5	11	70	3	1
2009	Hickory	6-8	3.59	23	21	0	0	0	105.1	105	57	42	7	8	19	59	2	1
2010	Bakersfield	9-14	4.67	27	27	1	0	0	163.2	189	93	85	17	7	40	130	7	0
2011	Frisco	1-3	6.95	5	5	0	0	0	22.0	30	20	17	5	0	8	15	0	0
	Myrtle Beach	4-12	4.69	22	20	0	0	0	119.0	144	74	62	11	2	30	72	4	0
2012	Frisco	7-5	3.75	34	9	0	0	0	98.1	92	45	41	10	3	28	89	6	0
Minor League Totals		38-44	4.00	139	102	1	0	0	634.1	668	333	282	55	28	149	496	25	3

CAREER TRANSACTIONS

2006.....Signed by the Texas Rangers as a non-drafted free agent, July 10.

2012.....Acquired by the San Diego Padres as PTBNL to complete trade for RHP Cory Burns, December 6.

BOSCAN



BRAD BOXBERGER

RIGHT-HANDED PITCHER

29

BATS/THROWS: R/R
OPENING DAY AGE: 24

BORN: May 27, 1988 in Fullerton, CA

RESIDENCE: Goodyear, AZ

ACQUIRED: From CIN along with RHP Edinson Volquez, INF Yonder Alonso and C Yasmani Grandal in exchange for RHP Mat Latos, December 17, 2011

CONTRACT STATUS: Signed through 2013

HEIGHT/WEIGHT: 6-2/218
SERVICE TIME: 0.075

CAREER

2012: In his first season with the Padres organization, made 37 relief appearance for Triple-A Tucson while also seeing his first Major League action with 24 outings for San Diego.

- ◆ Selected from Triple-A Tucson on 6/10 and made his Major League debut for the Padres that day at MIL, working a scoreless inning.
- ◆ Held right-handed hitters to a .208 (11-for-53) average while holding lefties to a .239 (11-for-46) average for San Diego.
- ◆ Posted a 1.45 ERA (1 ER/6.1 IP) with eight strikeouts against seven walks in his first five career outings before being optioned back to Tucson on 6/26.
- ◆ Recalled for his second stint on 7/30 and posted a 5.00 ERA (5 ER/9.0 IP) with 12 strikeouts against six walks over eight outings before being optioned back to Tucson on 8/22.
- ◆ Recalled the next day on 8/23 and optioned back to Tucson on 8/26 without making an appearance.
- ◆ Recalled for his fourth and final time on 9/4, posting a 1.46 ERA (2 ER/12.1 IP) and 13 strikeouts against five walks over his final 11 outings for the Padres.
- ◆ Recorded 33 strikeouts against 18 walks in his 24 games overall, posting 10.7 strikeouts per 9.0 IP and a .222 (22-for-99) opponent batting average.
- ◆ In 37 relief outings for Tucson, went 2-2 with five saves, a 2.70 ERA (13 ER/43.1 IP) and 62 strikeouts against 19 walks and just 37 hits allowed, no home runs.

QUICK HIT

- ◆ Played collegiately at USC, where his father Rod was MVP of the 1978 national championship team that went 54-9.

2011: Split his season between Double-A Carolina and Triple-A Louisville, combining to post a 2-3 record with 11 saves and a 2.03 ERA (14 ER/62.0 IP) in 55 relief outings.

- ◆ Averaged 14.9 strikeouts per 9.0 IP during his 30 games with Carolina (57 strikeouts in 34.1 IP).

2010: Spent his first full professional season between Single-A Lynchburg and Double-A Carolina, going 5-10 with a 4.91 ERA (50 ER/91.2 IP).

- ◆ Ranked by *Baseball America* as the ninth-best prospect in the Reds organization entering the season...also rated as having the best fastball in the system.

PERSONAL

Bradley George Boxberger...resides in Goodyear, Ari., with his wife Anna...graduated from Foothill High School (Tustin, CA) where as a senior he was named 2006 CIF Division II Player of the Year...also that year was recognized as Orange County Player of the Year by the *Los Angeles Times* and *Orange County Register*...played collegiately at the University of Southern California where he earned All-Pac 10 honors in 2009...his father Rod was the MVP of the 1978 USC national championship team that went 54-9...originally signed by Reds' scout Rex De La Nuez.

BRAD BOXBERGER'S CAREER PITCHING RECORD

YR	CLUB	W-L	ERA	G	GS	CG	SHO	SV	IP	H	R	ER	HR	HB	BB	SO	WP	BK
2010	Lynchburg	4-6	3.19	14	13	0	0	0	62.0	57	30	22	3	5	20	70	1	0
	Carolina	1-4	8.49	22	0	0	0	0	29.2	35	28	28	4	3	22	40	5	1
2011	Carolina	1-2	1.31	30	0	0	0	4	34.1	16	5	5	2	0	13	57	1	0
	Louisville	1-2	2.93	25	0	0	0	7	27.2	16	10	9	2	0	15	36	0	1
2012	Tucson	2-2	2.70	37	0	0	0	5	43.1	37	14	13	0	2	19	62	4	0
	SAN DIEGO	0-0	2.60	24	0	0	0	0	27.2	22	12	8	3	2	18	33	0	0
Major League Totals		0-0	2.60	24	0	0	0	0	27.2	22	12	8	3	2	18	33	0	0
Minor League Totals		9-16	3.52	128	13	0	0	16	197.0	161	87	77	11	10	89	265	11	2

PLAYERS

2012 AND CAREER BATTING RECORD

YR	CLUB	AVG	G	AB	R	H	2B	3B	HR	RBI	SH	SF	HP	BB	SO	SB	CS	OBP	SLG
2012	SAN DIEGO	.000	24	1	0	0	0	0	0	0	0	0	0	0	1	0	0	.000	.000
Major League Totals		.000	24	1	0	0	0	0	0	0	0	0	0	0	1	0	0	.000	.000

CAREER FIELDING

POSITION	PCT.	G	PO	A	E	TC	DP
Pitcher	.000	24	0	0	3	3	0

SINGLE-GAME HIGHS

INNINGS PITCHED.....2.1 IP, August 4, 2012 vs. New York (NL)
 LOW-HIT COMPLETE GAME.....None
 STRIKEOUTS.....3, August 4, 2012 vs. New York (NL)
 MOST HITS ALLOWED.....3, September 22, 2012 at San Francisco
 MOST RUNS ALLOWED.....2, three times, last September 22, 2012 at San Francisco
 MOST WALKS ALLOWED.....3, June 25, 2012 at Houston
 MOST HOME RUNS ALLOWED.....1, three times, last September 14, 2012 vs. Colorado
 CAREER WINNING STREAK.....None
 CAREER 10-STRIKEOUT GAMES.....None
 CAREER HOME RUNS HIT.....None

CAREER TRANSACTIONS

2006.....Selected by the Kansas City Royals in the 20th round of the First-Year Player Draft (did not sign).
 2009.....Signed by the Cincinnati Reds as a first-round selection (43rd overall) in the 2009 First-Year Player Draft.
 2011.....Acquired by the San Diego Padres along with RHP Edinson Volquez, INF Yonder Alonso and C Yasmani Grandal in exchange for RHP Mat Latos, December 17.



BRAD BRACH

RIGHT-HANDED PITCHER

58

BATS/THROWS: R/R
OPENING DAY AGE: 26

BORN: April 12, 1986 in Freehold, NJ

RESIDENCE: Nashville, TN

ACQUIRED: Signed as a 42nd-round selection of the 2008

First-Year Player Draft

CONTRACT STATUS: Signed through 2013

HEIGHT/WEIGHT: 6-6/214
SERVICE TIME: 1.016

CAREER

2012: Made his first career Opening Day roster, spending the majority of the season in the Majors with San Diego.

- ◆ Made a career-high 67 relief appearances, second-most on the club behind Luke Gregerson (77).
- ◆ Led all National League rookies with 67 games pitched (3rd in MLB) and finished with the second-most strikeouts (75) among all NL rookie relievers (5th in MLB).
- ◆ Allowed just five of his 46 inherited runners to score for SD, or 10.9% of inherited runners, the second-best percentage among all qualifying Major League relievers in 2012.
- ◆ Struck out 75 batters in 66.2 IP for a 10.1 strikeouts per 9.0 IP ratio...his 75 strikeouts led all Padre relievers in 2012.
- ◆ Held right-handed hitters to a .188 (28-for-149) average while lefties hit .239 (22-for-92) off him for San Diego.
- ◆ Allowed 11 home runs on the season, tied for third-most among NL relievers.
- ◆ Recalled from Triple-A Tucson on 4/5, prior to the start of the season, and went 0-1 with a 5.06 ERA (3 ER/5.1 IP) in five outings before being optioned back to Tucson on 4/16.
- ◆ Recalled for his second stint on 5/4, posting a 4.03 ERA (10 ER/22.1 IP) with 28 strikeouts against 15 walks and 16 hits allowed before being optioned back to Tucson on 6/27.
- ◆ Recalled for a third and final time on 7/4, going 2-3 with a 3.46 ERA (15 ER/39.0 IP), 44 strikeouts against 11 walks and a .196 (28-for-143) opponents average over his final 40 outings from 7/4 through the end of the season.
- ◆ Earned his first career win on 8/10 at PIT, working 2.0 innings in the Padres come-from-behind win that day.
- ◆ In 10 outings total for Tucson, went 2-1 with a 2.79 ERA (3 ER/9.2 IP) and five strikeouts against just one walk.

QUICK HIT

- ◆ A teammate of his brother Brett at both Monmouth University and Freehold Township High School.
- ◆ Also lettered in basketball in high school, sinking 86 career three-point shots.
- ◆ Named the New Jersey Sports Writers Association's 2012 Relief Pitcher of the Year.
- ◆ Set a California League record with 41 saves for Lake Elsinore in 2010.

2011: Split the majority of the season between Double-A San Antonio and Triple-A Tucson, also seeing his first Big League action over the last month of the season.

- ◆ Selected from Tucson on 8/31 and made his Major League debut that day at Dodger Stadium, working 1.1 scoreless frames with three strikeouts.
- ◆ Named a Texas League Mid-Season and Post-Season All-Star.
- ◆ Recorded the 100th save of his professional career on 7/1 for the Missions at Northwest Arkansas.
- ◆ Led the Texas League in saves and games finished (40) despite being promoted to Triple-A on 7/6.
- ◆ His 34 saves overall ranked fourth-most among all minor league pitchers.
- ◆ Named PCL Pitcher of the Week 8/22-28.

2010: The California League's pitcher of the year posted a league-record 41 saves and a 2.47 ERA (18 ER/65.2 IP) for the Single-A Lake Elsinore Storm.

- ◆ Honored as the Padres' organizational pitcher of the year...fanned more than a batter per inning while holding opponents to a .196 batting average in his pro career.
- ◆ Fanned 74 while walking only 11 over 62 appearances en route to a 5-2 record in 2010.
- ◆ Named both a post-season and mid-season Cal League All-Star.
- ◆ Notched a 2.84 ERA (4 ER/12.2 IP) with a 1-1 record in 11 Arizona Fall League games for the Peoria Saguaros ... selected to play for the West Division in the AFL Rising Stars game.

2009: Honored as the MLB.com Class-A Relief Pitcher of the Year, pitching the entire season at Single-A Fort Wayne.

- ◆ Tallied a Midwest League-leading 33 saves in 60 appearances for Single-A Fort Wayne, notching a 1.27 ERA (9 ER/63.2 IP).
- ◆ Honored as Midwest League mid-season and post-season All-Star.
- ◆ Was 3-3 with 82 strikeouts and 11 walks.

PLAYERS

BRACH

PERSONAL

Brad Brach...finished his collegiate career at Monmouth University as the school's all-time leader in career wins (29) and strikeouts (277)...was also the only pitcher to ever work more than 300 innings...signed by Padres' scout Jim Bretz.

BRAD BRACH'S CAREER PITCHING RECORD

YR	CLUB	W-L	ERA	G	GS	CG	SHO	SV	IP	H	R	ER	HR	HB	BB	SO	WP	BK
2008	Padres	1-1	2.01	17	0	0	0	4	22.1	21	5	5	0	2	5	33	2	0
2009	Fort Wayne	3-3	1.27	60	0	0	0	33	63.2	36	10	9	1	4	11	82	3	0
2010	Lake Elsinore	5-2	2.47	62	0	0	0	41	65.2	50	20	18	6	0	11	74	2	1
2011	San Antonio	2-2	2.25	42	0	0	0	23	44.0	32	11	11	3	2	5	64	3	0
	Tucson	1-3	3.90	25	0	0	0	11	27.2	28	13	12	1	0	7	30	4	0
	SAN DIEGO	0-2	5.14	9	0	0	0	0	7.0	9	5	4	0	1	7	11	1	0
2012	Tucson	2-1	2.79	10	0	0	0	3	9.2	11	3	3	0	0	1	5	1	0
	SAN DIEGO	2-4	3.78	67	0	0	0	0	66.2	50	28	28	11	2	33	75	4	0
Major League Totals		2-6	3.91	76	0	0	0	0	73.2	59	33	32	11	3	40	86	5	0
Minor League Totals		14-12	2.24	217	0	0	0	115	233.0	178	62	58	11	8	40	288	15	1

2012 AND CAREER BATTING RECORD

YR	CLUB	AVG	G	AB	R	H	2B	3B	HR	RBI	SH	SF	HP	BB	SO	SB	CS	OBP	SLG
2012	SAN DIEGO	---	66	0	0	0	0	0	0	0	0	0	0	0	0	0	0	---	---
Major League Totals		---	75	0	0	0	0	0	0	0	0	0	0	0	0	0	0	---	---

CAREER FIELDING

POSITION	PCT.	G	PO	A	E	TC	DP
Pitcher	.800	76	2	6	2	10	1

SINGLE-GAME HIGHS

INNINGS PITCHED.....2.0 IP, seven times, last September 4, 2012 at Los Angeles (NL)
 LOW-HIT COMPLETE GAME.....None
 STRIKEOUTS.....4, August 2, 2012 at Cincinnati
 MOST HITS ALLOWED.....4, twice, last August 2, 2012 at Cincinnati
 MOST RUNS ALLOWED.....3, May 18, 2012 vs. Los Angeles (AL)
 MOST WALKS ALLOWED.....3, June 23, 2012 vs. Seattle
 MOST HOME RUNS ALLOWED.....1, 11 times, last September 20, 2012 at Arizona
 CAREER WINNING STREAK.....None
 CAREER 10-STRIKEOUT GAMES.....None
 CAREER HOME RUNS HIT.....None

CAREER TRANSACTIONS

2008.....Signed by the San Diego Padres as a 42nd-round selection in the First-Year Player Draft.



TRAVIS BUCK
OUTFIELDER

27

BATS/THROWS: L/R
OPENING DAY AGE: 29

HEIGHT/WEIGHT: 6-2/230
SERVICE TIME: 3.133

BORN: November 18, 1983 in Richland, WA

RESIDENCE: Chandler, AZ

ACQUIRED: Signed as a minor league free agent, November 28, 2012

CONTRACT STATUS: Signed through 2013

NON-ROSTER INVITEE

CAREER

2012: Made the Astros Opening Day roster after signing as a minor league free agent with an invite to Spring Training...played in 33 games with Houston.

- ◆ Hit .216 (16-for-74) over his 33 games with the Astros before landing on the 15-day disabled list on 6/2 with right achilles tendinitis...reinstated from the DL and designated for assignment on 6/26...outrighted to Triple-A Oklahoma City on 6/27, finishing the season with the RedHawks.
- ◆ In 22 games with Oklahoma City, hit .359 (23-for-64).

2011: Made the Indians Opening Day roster and appeared in 50 games over four stints with the club after beginning the year as a non-roster invite to Cleveland's Major League camp.

- ◆ Hit .393 (22-for-56) with five doubles, four home runs and 12 RBI in 20 Spring games before having his contract purchased by Cleveland.
- ◆ Had four stints with the Indians before being designated for assignment on 7/28 and outrighted on 8/3.
- ◆ Committed an error in right field on 7/9 vs. TOR, his first Major League error...began his career with 199 consecutive errorless games.
- ◆ Hit .309 (25-for-81) with 19 RBI against right-handed pitching with Triple-A Columbus.

2010: Played in just 14 games for Oakland, missing time due to a stint on the disabled list.

- ◆ Made Oakland's opening day roster for the fourth-straight season (2007-10)...was the A's opening day left fielder after starting the 2008 and 2009 openers in right field.
- ◆ At the end of the season, had not committed an error in 162 career games in the outfield, which tied Stan Javier for the second-longest errorless streak by an outfielder in Oakland history, ending just three games short of the record of 165 set by Jermaine Dye from 9/25/02-8/6/04.
- ◆ Played in 11 games before he was placed on the 15-day disabled list on 4/21 with a strained right oblique...reinstated from the DL and optioned to Triple-A Sacramento on 7/30...recalled to Oakland on 8/16 and optioned back to Sacramento on 8/24 where he finished the season.
- ◆ Hit .298 with three home runs and 17 RBI in 32 games with Sacramento.

2009: Split the season between Oakland and Triple-A Sacramento, playing in 36 games total for Oakland.

- ◆ On the A's Opening Day roster for the third consecutive season.
- ◆ Made 26 of his 27 starts against right-handed pitching with Oakland.
- ◆ Placed on the 15-day disabled list on 5/30 with a strained left oblique...reinstated from the DL and optioned to Sacramento on 6/14...returned to Oakland a second time on 6/29 and sent back to Sacramento on 7/6...rejoined the A's on 9/19 following the conclusion of Sacramento's season.
- ◆ In 62 games total with Sacramento, hit .272 (63-for-232) with 21 extra-base hits and 29 RBI.

2008: Split the majority of the season between Oakland and Triple-A Sacramento, appearing in 38 games for the Athletics.

- ◆ On the A's Opening Day Roster for the second consecutive season.
- ◆ Made his second consecutive Opening Day start in right field on 3/25 against Boston in Tokyo.
- ◆ Played 15 games before going on the DL on 4/19 with shin splints...reinstated from the DL and optioned to Sacramento on 5/10...returned to Oakland on 5/30 and played in 11 games before he was optioned back to Sacramento again on 6/13...recalled for his third stint on 9/16 and finished the season with Oakland.
- ◆ Hit .296 with two home runs and 17 RBI in 45 games with Sacramento...his playing time was limited due to two stints on the minor league disabled list with a concussion.

QUICK HIT

- ◆ Was a two-time All-Pac-10 selection in 2004 and 2005 with Arizona State University...had a .362 career average in three seasons with ASU with 19 home runs and 147 RBI in 192 games.
- ◆ Strung together a run of 199 consecutive errorless Major League games from his debut on 4/2/07 through 7/8/11.

PLAYERS

2007: Saw his first Major League action with Oakland, making the Athletics Opening Day roster at the age of 23.

- ◆ Made his Major League debut at the age of 23 in just his third professional season on Opening Day, 4/2 at SEA... made the start in RF, going 1-for-3 with his first career hit.
- ◆ Did not commit an error in 80 games in the outfield...148 total chances were the most among Big League outfielders with no errors.
- ◆ Had appeared in just 125 games in his first two seasons in the minors, including just 50 at Midland before making the jump from Double-A to the Majors.
- ◆ Hit .300-or-better at all four of his minor league stops before joining the A's.
- ◆ Saw his playing time limited to just 82 games with Oakland, suffering two stints on the disabled list...missed 13 games during his first stint from 6/28-7/13 with a sprained right thumb...went on the DL for the second time on 8/18 with a strained left hamstring, missing the remainder of the season...had also been bothered by elbow problems all year and underwent surgery to remove bone chips from his right elbow on 9/10, missing the remainder of the season.
- ◆ Finished second among American League rookies in slugging (.474) and triples (5), third in on-base percentage (.377) and fifth in batting (.288), doubles (22) and walks (39).
- ◆ Hit .315 (70-for-222) over his final 62 games from 5/1 through the end of the year.
- ◆ Entered the season as the A's No. 1 prospect according to *Baseball America*.

2006: Split his second professional season between Single-A Stockton and Double-A Midland, combining to hit .320 (108-for-338) on the year.

- ◆ Began the year with Stockton, hitting .349 (44-for-126) in 34 games before being transferred to Midland on 5/13.
- ◆ Played for the United States in the All-Star Futures game on 7/9 at Pittsburgh.
- ◆ Suffered a season-ending groin injury shortly after the Futures game on 7/13.
- ◆ Played in six games for the Phoenix Desert Dogs of the Arizona Fall League after the season, hitting .259 with two doubles, one home run and seven RBI...played in the AFL Rising Stars game.

2005: In his first professional season, split the campaign between Short-Season Vancouver and Single-A Kane County, after being selected by the A's in the supplemental round (36th overall) that year.

- ◆ Combined to hit .346 (55-for-159) with 31 RBI in 41 games between Vancouver and Kane County.

PERSONAL

Travis George Buck...married to Summar...graduated from Richland High School (WA) in 2002...drafted by Seattle in the 23rd round out of high school but did not sign...attended Arizona State University, where he was a two-time All-Pac-10 selection in 2004 and 2005...had a .362 career average in three seasons at ASU with 19 home runs and 147 RBI in 192 games...was drafted by the A's between the first and second round of the 2005 First-Year Player Draft as compensation for the loss of free agent Damian Miller to Milwaukee...originally signed by A's scout Jeremy Schied.



PLAYERS

TRAVIS BUCK'S CAREER BATTING RECORD

YR	CLUB	AVG	G	AB	R	H	2B	3B	HR	RBI	SH	SF	HP	BB	SO	SB	CS	OBP	SLG
2005	Vancouver	.361	9	36	7	13	1	0	2	9	0	0	0	5	8	1	1	.439	.556
	Kane County	.341	32	123	17	42	13	0	1	22	1	1	0	19	19	3	1	.427	.472
2006	Stockton	.349	34	126	24	44	17	3	3	26	0	5	0	14	18	2	1	.400	.603
	Midland	.302	50	212	32	64	22	1	4	22	1	0	3	22	39	9	1	.376	.472
2007	Sacramento	.143	2	7	0	1	0	1	0	1	0	0	0	2	2	0	0	.333	.429
	OAKLAND	.288	82	285	41	82	22	5	7	34	2	4	4	39	66	4	1	.377	.474
2008	AZL Athletics	.667	4	15	4	10	2	0	1	6	0	0	0	1	3	0	0	.688	1.000
	Sacramento	.296	45	169	28	50	8	2	2	17	0	0	3	25	34	4	1	.396	.402
	OAKLAND	.226	38	155	16	35	9	1	7	25	0	2	4	11	38	1	0	.291	.432
2009	Sacramento	.272	62	232	37	63	13	3	5	29	2	4	5	23	44	3	1	.345	.418
	OAKLAND	.219	36	105	11	23	3	0	3	10	0	0	0	10	20	1	1	.287	.333
2010	AZL Athletics	.188	6	16	3	3	1	0	0	4	0	0	0	5	4	0	0	.381	.250
	OAKLAND	.167	14	42	6	7	2	0	1	2	1	0	1	4	14	1	0	.255	.286
	Sacramento	.298	32	121	22	36	7	2	3	17	1	4	4	11	28	3	2	.364	.463
2011	CLEVELAND	.228	50	149	18	34	11	0	2	18	0	1	2	8	30	1	1	.275	.342
	Columbus	.256	36	121	21	31	6	1	4	25	1	2	3	19	26	1	1	.366	.421
2012	HOUSTON	.216	33	74	7	16	5	1	0	6	0	0	1	6	18	0	0	.284	.311
	Corpus Christi	.143	7	21	3	2	0	0	0	3	0	0	0	4	9	0	0	.280	.238
	Oklahoma City	.359	22	64	9	23	4	0	1	6	1	0	1	5	8	0	0	.414	.469
Major League Totals		.243	253	810	99	197	52	7	20	95	3	7	12	78	186	8	3	.316	.399
Minor League Totals		.303	341	1263	207	383	96	13	26	187	7	16	19	155	242	26	9	.383	.462

CAREER FIELDING

POSITION	PCT.	G	PO	A	E	TC	DP
Outfielder	.995	230	426	7	2	435	0

SINGLE-GAME HIGHS

HITTING STREAK.....Seven games, four times, last June 27 - July 9, 2011
 HITS4, three times, last August 10, 2007 at Detroit
 DOUBLES3, April 10, 2008 at Toronto
 HOME RUNS.....1, 20 times, last May 24, 2011 vs. Boston
 RBI.....5, April 20, 2007 at Texas
 RUNS SCORED.....3, four times, last May 16, 2011 at Kansas City
 WALKS3, April 20, 2007 at Texas
 STRIKEOUTS.....4, twice, last April 1, 2008 vs. Boston
 CAREER MULTI-HOME RUN GAMES.....None
 CAREER GRAND SLAMSNone
 CAREER PINCH-HIT HOME RUNSNone

CAREER TRANSACTIONS

2002.....Selected by the Seattle Mariners in the 23rd round of the First-Year Player Draft (did not sign).
 2005.....Signed by the Oakland Athletics as a supplemental-round selection (36th overall) of the First-Year Player Draft.
 2010.....Signed by the Cleveland Indians as a minor league free agent, December 21.
 2011.....Signed by the Houston Astros as a minor league free agent, November 9.
 2012.....Signed by the San Diego Padres as a minor league free agent, November 28.

PLAYERS



EVERTH CABRERA

INFIELDER

2

CABRERA

BATS/THROWS: S/R

OPENING DAY AGE: 26

BORN: November 17, 1986 in Nandaime, NIC

RESIDENCE: Jinotepe, NIC

ACQUIRED: Selected from COL in the first round of the 2008 Rule 5 Draft

CONTRACT STATUS: Signed through 2013

HEIGHT/WEIGHT: 5-10/189

SERVICE TIME: 2.144

CAREER

2012: Led the National League with a career-high 44 stolen bases, becoming the first Padre in team history to lead the NL in steals, while also setting career-highs in games played (115), hits (98) and doubles (19).

- ◆ Started a career-high 109 games, with 104 at SS and five at 2B.
- ◆ His 44 steals were the third-most in all Major League Baseball... his 91.7 SB % (44-for-48) ranked fourth-best in MLB.
- ◆ Began the season with Triple-A Tucson, hitting .333 (48-for-144) in 34 games for the T-Pads before being recalled on 5/17...was a perfect 15-for-15 in stolen base attempts for Tucson.
- ◆ Recalled from Triple-A Tucson on 5/17, spending the remainder of the season with San Diego.
- ◆ Went 59-for-63 overall in stolen base attempts between Tucson and San Diego.
- ◆ Was successful on his first 24 steal attempts with San Diego after recalled on 5/17, setting a Padres franchise record for most successful attempts to start a season...first CS of the year on 8/25, his first since September 2010, snapping a streak 28-consecutive successful attempts, also a Padres franchise record.
- ◆ His 44 steals in 2012 were the most by a Padre since first base coach Dave Roberts stole 49 in 2006.
- ◆ Had six stolen bases in interleague play in 2012, the most ever by a Padre during interleague play...also raised his career total in interleague play to 11 stolen bases, also the most by a Padre.
- ◆ Went 0-for-17 over his first five games with the Padres after being recalled from Tucson on 5/17 before going on to hit .316 (31-for-98) over a 28-game stretch from 5/23-6/23 immediately following that span.
- ◆ Had a straight-steal of home on 7/14 at LAD in the top of the ninth inning to tie the game which the Padres would win after scoring twice on the play...first straight steal of home by a Padre since Chris Denorfia did so on 7/25/11 at PHI... according to ELIAS, it was the first time a Major League team won a regular season game in which either the tying or go-ahead run scored on a steal of home in the ninth inning since 8/22/82 when St. Louis Cardinals catcher Glenn Brummer stole home in the 12th inning to give the Cardinals a 5-4 victory.
- ◆ Had his third-career game ending hit on 7/5 vs. CIN with a bases-loaded single in the ninth inning to give the Padres a 2-1 victory...his first walkoff hit since 9/16/09 vs. ARI.
- ◆ Hit the 20th inside-the-park home run in Padres history on 6/8 at MIL, a solo home run off RHP Shaun Marcum in the third inning...first by a Padre since Chris Denorfia on 8/5/10 at LAD.
- ◆ Stole a career-high four bases on 9/30 vs. SF, the most in one game by a Padre since Damian Jackson stole a franchise-record tying five on 6/28/99 vs. COL.
- ◆ Had a career-best tying 24 multi-hit games in 2012 (also, 2009).
- ◆ In 54 total games at Petco Park, hit .273 (51-for-187).
- ◆ Named 2012 Professional Sports Athlete of the Year in Nicaragua, following the season.

QUICK HIT

- ◆ Named the Professional Sports Athlete of the Year in Nicaragua in both 2009 and 2012.
- ◆ Became the first player in Padres history to lead the NL in steals with 44 in 2012.

2011: Appeared in 55 games at shortstop for Triple-A Tucson, also making two trips to the disabled list and one two-game stint with the Padres.

- ◆ Made two starts at shortstop for San Diego while Jason Bartlett was placed on the paternity leave list.
- ◆ Missed time while on Tucson's disabled list from 5/2-6/18 with a fractured hamate bone in his right hand and from 8/7 through the end of the season with a left shoulder subluxation.

2010: Spent the majority of the season with the Padres, making two rehab assignments during two stints on the DL and also appearing for Portland after being optioned in August.

- ◆ First placed on the 15-day disabled list 4/30 with a strained right hamstring and reinstated 5/14...returned to the DL for the same injury 5/28 and was reinstated 6/25.
- ◆ Started 55 games for the Padres, including 50 at shortstop and five at second base...46 of his 50 starts at shortstop came before the end of July...five starts at second base all came after July.
- ◆ Tallied a season-high and career-high-tying three hits on two occasions (4/6 at ARI and 8/8 at ARI)...also tied his career high with four RBI 4/6 at ARI.
- ◆ Stole 10 bases in 16 attempts, reaching double digit steals for the second straight season.
- ◆ Made just seven errors in his 500.0 innings in the field, posting a .969 fielding percentage (up from .951 in 2009)... did not make an error in his 44.0 innings at second base.
- ◆ Optioned to Portland on 8/21 and appeared in five games for the Beavers before being recalled 8/28.



PLAYERS

2009: Selected by the Padres in the 2008 Rule 5 Draft from COL and made his Major League debut with the Padres...served as the club's primary shortstop, starting in 101 games.

- ◆ Made Big League debut 4/8 vs. LAD, going 1-for-2 with a double, run scored and walk.
- ◆ Appeared in six games with San Diego before being placed on the 60-day disabled list after fracturing the hook of the hamate bone in his left hand on 4/19...underwent surgery 4/21 at Scripps Clinic in Carmel Valley and was reinstated 6/19.
- ◆ Started every game at shortstop after returning from the DL.
- ◆ Ranked among NL leaders in stolen bases (T9th, 25) and steals of third (T5th, 6)...most steals by a Padre since 2006 (Roberts, 49; Cameron, 25)...18 of his steals came after the All-Star break, ranking tied for second in the NL over that stretch (also, Morgan WSH).
- ◆ Ranked among NL rookies in stolen bases (2nd), stolen base percentage (2nd, 75.8) and steals of third (1st)...ranked fifth on the Padres rookie stolen base list.
- ◆ First Big League home run 7/27 at CIN (off Bailey)...second homer was walk-off grand slam 8/7 vs. NYM (off Rodriguez) in bottom of the ninth...fourth Padre and first SD rookie to hit a walk-off grand slam.
- ◆ Reached base safely in 85 of 103 games, posting a .342 on-base percentage.
- ◆ Named 2009 Professional Sports Athlete of the Year in Nicaragua.

2008: Spent the entire season at Single-A Asheville...led all of professional baseball with 73 stolen bases (89 attempts).

- ◆ Named to the South Atlantic League Mid-Season and Post-Season All-Star teams.
- ◆ Garnered *Baseball America* High Single-A All-Star honors.
- ◆ Played 84 games at second base while also making 34 appearances at shortstop.
- ◆ Hit .371 (39-for-105) in 26 April games, including a season-high 13-game hit streak 4/17-30 (.424, 25-for-59)...stole 21 bases in 28 games in May.
- ◆ Season-high, three steals on two occasions: 4/3 vs. Lexington and 7/14 at Lake County.
- ◆ Hit .363 (53-for-146) with runners on, .361 (30-for-83) with runners in scoring position and .455 (5-for-11) with the bases loaded.

2007: Played 42 of his 46 games with Single-A Tri-City...missed the last month of the season with an ankle injury.

- ◆ Began the season with Single-A Modesto and appeared in four games before being transferred to Tri-City on 6/18.
- ◆ Placed on the disabled list 8/3 with a left ankle sprain, ending his season.
- ◆ Was Tri-City's everyday second baseman and leadoff hitter prior to the injury...also made 11 starts at shortstop.
- ◆ Ranked second on the team with a .432 on-base percentage...finished third with a .300 average (45-for-150) and also third with 12 steals.

2006: Appeared in 54 games for Rookie-level Casper.

- ◆ Played 51 games at second base, posting a .977 fielding percentage (262 total chances/6 errors).

2005: In his second consecutive season with the Rockies Dominican Summer League squad...led the team in runs (51), doubles (16), walks (39), sacrifice hits (5) and stolen bases (43).

2004: Spent his first professional season with the Rockies Dominican Summer League club.

PERSONAL

Everth Cabrera...he and his wife, Connie, have a son, Elian...attended the Instituto Autonoma Jose Estrada...originally signed by Rockies scouts Rolando Fernandez and Francisco Cartaya...named the Professional Sports Athlete of the Year in Nicaragua in both 2009 and 2012.

PLAYERS

CABRERA

EVERTH CABRERA'S CAREER BATTING RECORD

YR	CLUB	AVG	G	AB	R	H	2B	3B	HR	RBI	SH	SF	HP	BB	SO	SB	CS	OBP	SLG
2004	DSL Rockies	.200	50	170	23	34	2	4	0	11	9	0	2	20	41	8	10	.292	.259
2005	DSL Rockies	.309	69	249	51	77	16	3	1	23	5	1	7	39	44	43	16	.417	.410
2006	Casper	.254	54	185	30	47	4	2	0	14	3	1	2	37	45	18	7	.382	.297
2007	Tri-City	.300	42	150	29	45	8	3	1	23	1	0	8	27	24	12	5	.432	.413
	Modesto	.267	4	15	3	4	0	1	0	2	1	0	2	2	7	1	0	.421	.400
2008	Asheville	.284	121	479	80	136	25	6	6	38	10	2	8	51	101	73	16	.361	.399
2009	Lake Elsinore	.391	7	23	7	9	1	1	0	4	0	0	0	5	2	4	3	.500	.522
	Portland	.333	7	27	5	9	2	0	0	0	0	0	1	1	6	1	0	.379	.407
	SAN DIEGO	.255	103	377	59	96	18	8	2	31	8	2	5	46	88	25	8	.342	.361
2010	Lake Elsinore	.300	3	10	1	3	0	0	0	1	0	0	0	2	4	1	0	.417	.300
	Portland	.258	8	31	7	8	1	0	0	3	0	0	0	6	13	3	0	.378	.290
	SAN DIEGO	.208	76	212	22	44	6	3	1	22	8	0	2	19	54	10	6	.279	.278
2011	Tucson	.297	58	246	52	73	12	4	2	15	2	1	0	29	40	29	8	.370	.402
	SAN DIEGO	.125	2	8	1	1	0	0	0	0	0	0	0	1	3	2	0	.222	.125
2012	Tucson	.333	34	144	27	48	9	1	0	15	2	0	1	12	28	15	0	.389	.410
	SAN DIEGO	.246	115	398	49	98	19	3	2	24	5	0	3	43	110	44	4	.324	.324
Major League Totals		.240	296	995	131	239	43	14	5	77	21	2	10	109	255	81	18	.321	.327
Minor League Totals		.285	457	1729	315	493	80	25	10	149	33	5	31	231	355	208	65	.378	.378

CAREER FIELDING

POSITION	PCT.	G	PO	A	E	TC	DP
Shortstop	.960	276	347	761	46	1154	130
Second Base	1.000	12	13	26	0	39	3
Third Base	1.000	1	0	2	0	2	0
Career Total	.962	285	360	789	46	1195	133

SINGLE-GAME HIGHS

HITTING STREAK.....Nine games, July 31-August 8, 2009
HITS4, twice, last September 23, 2012 at San Francisco
DOUBLES2, twice, last May 29, 2012 at Chicago (NL)
HOME RUNS1, five times, last June 8, 2012 at Milwaukee
RBI.....4, twice, last April 6, 2010 at Arizona
RUNS SCORED2, 20 times, last September 30, 2012 vs. San Francisco
WALKS.....3, August 13, 2009 at Milwaukee
STRIKEOUTS.....3, 11 times, last July 28, 2012 at Miami
CAREER MULTI-HOME RUN GAMES.....None
CAREER GRAND SLAMS1, August 7, 2009 vs. New York (NL)
CAREER PINCH-HIT HOME RUNSNone

CAREER TRANSACTIONS

2004.....Signed by the Colorado Rockies as a non-drafted free agent, June 11.
2008.....Selected by the San Diego Padres in the first round of the Rule 5 Draft, December 11.



ANDREW CASHNER

RIGHT-HANDED PITCHER

34

BATS/THROWS: R/R
OPENING DAY AGE: 26
BORN: September 11, 1986 in Conroe, TX
RESIDENCE: Montgomery, TX
ACQUIRED: From CHI along with OF Kyung-Min Na in exchange for INF Anthony Rizzo and RHP Zach Cates, January 6, 2012
CONTRACT STATUS: Signed through 2013

HEIGHT/WEIGHT: 6-6/219
SERVICE TIME: 2.126

CAREER

2012: In his first season with the Padres, began the year in the bullpen, making 27 relief appearances, before transitioning into the rotation and making five starts total for San Diego...season cut short due to a stint on the disabled list.

- ◆ Over his first 27 outings, all in relief, from 4/6-6/5, went 3-3 with a 3.81 ERA (11 ER/26.0 IP) and 29 strikeouts against 16 walks.
- ◆ Made his first start for the Padres on 6/9 at MIL, working just 2.1 innings...optioned to Double-A San Antonio following his first start...went 2-0 with a 1.88 ERA (3 ER/14.1 IP) and 22 strikeouts against just three walks and 10 hits allowed in three starts for San Antonio.
- ◆ Recalled on 6/28 to make his first full-fledged start that day at HOU...took a no-hitter into the seventh inning before allowing the Astros first hit with one out in the seventh inning...finished with a career-high nine strikeouts that day over 6.1 innings pitched.
- ◆ Made his next appearance with a start on 7/3 at ARI, leaving the game prior to the third inning...placed on the 15-day DL the following day 7/4 with a strained right lat muscle.
- ◆ Made three rehab starts for Triple-A Tucson from 8/21-31, posting a 3.00 ERA (3 ER/9.0 IP), before being reinstated from the DL on 9/1.
- ◆ Made two starts in September before making his final appearance with a relief outing on the final day of the season, 10/3 at MIL.
- ◆ Over his first four starts, posted a 2.87 ERA (5 ER/15.2 IP) with 21 strikeouts against just three walks and nine hits allowed, before allowing a career-high tying six runs in his final start of the season on 9/14 vs. COL.
- ◆ Overall on the season, held left-handed hitters to a .197 (15-for-76) average on the season for SD while right-handers hit at a .281 (27-for-96) mark off him.

QUICK HIT

- ◆ Was selected three times in the First-Year Player Draft before signing with the Cubs as the 19th overall pick in 2008:

2005 - Atlanta Braves (20th round)

2006 - Colorado Rockies (18th round)

2007 - Chicago Cubs (29th round)

2008 - Chicago Cubs (1st round)

2011: Missed the majority of the season after suffering a rotator cuff strain in his right shoulder...placed on the 15-day DL 4/8 (retro to 4/6) and transferred to the 60-day DL 5/29.

- ◆ Made one appearance prior to injury, his first career start.
- ◆ Reinstated from the DL on 9/5 and worked six relief outings over the last month of the season, tossing scoreless ball in five of his appearances.
- ◆ In his 10.2 innings on the season, he allowed just three hits while striking out eight.

2010: Pitched at Double-A Tennessee and Triple-A Iowa before having his contract selected by the Cubs and spending the remainder of the season in the Big Leagues.

- ◆ Made 53 relief appearances for CHI after working almost exclusively as a starter through his minor league career...held opponents scoreless in 36 of his outings.
- ◆ Selected from Iowa on 5/31 and made his Major League debut that day at PIT...began his Big League career with an 8.1-scoreless innings streak 5/31-6/20.
- ◆ Picked up his first win 7/20 vs. HOU after 2.0 scoreless innings of relief.
- ◆ Allowed six runs in consecutive outings 7/27 and 7/30, accounting for 12 of the 29 earned runs he allowed on the season...his ERA outside of those two appearances was 2.89 (17 ER/53.0 IP).
- ◆ Combined between Tennessee and Iowa to go 6-1 with a 2.05 ERA (13 ER/57.0 IP) in 11 games (nine starts)...earned Pacific Coast League Pitcher of the Week honors for 5/17-23 after going 2-0 and allowing one earned run over 13.0 innings in two starts.
- ◆ Was named the Cubs' No. 4 prospect by *Baseball America* heading into the season.

2009: Made 12 starts each for Single-A Daytona and Double-A Tennessee, combining to go 3-4 with a 2.60 ERA (29 ER/100.1 IP) with 75 strikeouts compared to 42 walks.

- ◆ Opened the season on the disabled list with a left oblique strain and was inactive until 4/29.
- ◆ Allowed just one home run over his 100.1 innings.
- ◆ Named the Cubs' No. 3 prospect by *Baseball America* heading into the season.

PLAYERS

CASHNER

2008: Saw action for the AZL Cubs, Single-A Boise and Single-A Daytona in his first professional season.
 ♦ Made eight appearances overall (six starts), going 1-2 with a 5.85 ERA (13 ER/20.0 IP).

PERSONAL

Andrew Burton Cashner...attended both Angelina College in Lufkin, Texas, and Texas Christian University...led TCU pitchers with nine wins, nine saves, 80 strikeouts and 30 relief appearances during the 2008 season...originally signed by Cubs' scout Trey Forkerway.

ANDREW CASHNER'S CAREER PITCHING RECORD

YR	CLUB	W-L	ERA	G	GS	CG	SHO	SV	IP	H	R	ER	HR	HB	BB	SO	WP	BK
2008	Cubs	0-0	0.00	1	1	0	0	0	1.0	1	1	0	0	0	0	2	0	0
	Boise	1-1	4.96	6	4	0	0	0	16.1	19	12	9	1	1	19	16	1	0
	Daytona	0-1	13.50	1	1	0	0	0	2.2	4	4	4	0	0	4	1	0	1
2009	Daytona	0-0	1.50	12	12	0	0	0	42.0	31	8	7	1	3	15	34	1	1
	Tennessee	3-4	3.39	12	12	0	0	0	58.1	45	30	22	0	2	27	41	1	0
2010	Tennessee	3-1	2.75	6	6	1	0	0	36.0	22	12	11	1	0	13	42	1	0
	Iowa	3-0	0.86	5	3	0	0	0	21.0	17	3	2	0	1	2	17	1	0
	CHICAGO (NL)	2-6	4.80	53	0	0	0	0	54.1	55	31	29	8	4	30	50	4	1
2011	Tennessee	0-1	6.75	3	3	0	0	0	2.2	3	2	2	0	0	0	6	0	0
	Iowa	0-0	0.00	2	0	0	0	0	2.0	0	0	0	0	0	0	2	0	0
	CHICAGO (NL)	0-0	1.69	7	1	0	0	0	10.2	3	2	2	1	0	4	8	0	0
2012	San Antonio	2-0	1.88	3	3	0	0	0	14.1	10	3	3	0	2	3	22	0	0
	Tucson	0-1	3.00	3	3	0	0	0	9.0	8	3	3	0	0	2	8	0	0
	SAN DIEGO	3-4	4.27	33	5	0	0	0	46.1	42	23	22	5	1	19	52	2	0
Major League Totals		5-10	4.28	93	6	0	0	0	111.1	100	56	53	14	5	53	110	6	1
Minor League Totals		12-9	2.76	54	48	1	0	0	205.1	160	78	63	3	9	85	191	5	2

2012 AND CAREER BATTING RECORD

YR	CLUB	AVG	G	AB	R	H	2B	3B	HR	RBI	SH	SF	HP	BB	SO	SB	CS	OBP	SLG
2012	SAN DIEGO	.143	33	7	0	1	0	0	0	0	0	0	0	1	2	0	0	.250	.143
Major League Totals		.100	93	10	0	1	0	0	0	0	2	0	0	1	5	0	0	.182	.100

CAREER FIELDING

POSITION	PCT.	G	PO	A	E	TC	DP
Pitcher	1.000	93	8	22	0	30	2

SINGLE-GAME HIGHS

INNINGS PITCHED.....6.1 IP, June 28, 2012 at Houston
 LOW-HIT COMPLETE GAME.....None
 STRIKEOUTS.....9, June 28, 2012 at Houston
 MOST HITS ALLOWED.....10, September 14, 2012 vs. Colorado
 MOST RUNS ALLOWED.....6, three times, last September 14, 2012 vs. Colorado
 MOST WALKS ALLOWED.....3, April 13, 2012 at Los Angeles (NL)
 MOST HOME RUNS ALLOWED.....2, July 30, 2010 at Colorado
 CAREER WINNING STREAK.....Two games, April 26 - May 1, 2012
 CAREER 10-STRIKEOUT GAMES.....None
 CAREER HOME RUNS HIT.....None

CAREER TRANSACTIONS

2005.....Selected by the Atlanta Braves in the 20th round of the First-Year Player Draft (did not sign).
 2006.....Selected by the Colorado Rockies in the 18th round of the First-Year Player Draft (did not sign).
 2007.....Selected by the Chicago Cubs in the 29th round of the First-Year Player Draft (did not sign).
 2008.....Signed by the Chicago Cubs as a first-round selection (19th overall) in the First-Year Player Draft.
 2012.....Acquired by the San Diego Padres along with OF Kyung-Min Na in exchange for INF Anthony Rizzo and RHP Zach Cates, January 6.



JAMES DARNELL

INFIELDER/OUTFIELDER

22

BATS/THROWS: R/R
OPENING DAY AGE: 26
BORN: January 19, 1987 in Fresno, CA
RESIDENCE: Pleasanton, CA
ACQUIRED: Signed as a second-round (69th overall) selection in the 2008 First-Year Player Draft
CONTRACT STATUS: Signed through 2013

HEIGHT/WEIGHT: 6-2/215
SERVICE TIME: 1.026

CAREER

2012: Began the season with Triple-A Tucson and played in just seven games for San Diego, landing on the 15-day DL on 5/18 with a left shoulder subluxation and missing the remainder of the season.

- ◆ Started the season with Triple-A Tucson, hitting .267 (31-for-116) with six doubles, seven home runs, 21 RBI and 22 runs scored in 31 games played.
- ◆ Recalled from Tucson on 5/11 before being placed on the 15-day DL on 5/18...transferred to the 60-day DL on 5/28.
- ◆ Underwent arthroscopic surgery on his left shoulder on 8/29.
- ◆ Hit his lone homer for San Diego in 2012, and second of his career, on 5/15 at WSH off Nationals' pitcher Stephen Strasburg.
- ◆ Made four starts total for San Diego, three in LF and one at 3B.

QUICK HIT

- ◆ College teammates of Justin Smoak and Reese Havens.
- ◆ Played trumpet for his county honor jazz band and had studied under the guidance of Cal State Long Beach professor David Evans.

2011: Saw his first Major League action following success at both Double-A San Antonio and Triple-A Tucson...appeared in 18 games for the Padres.

- ◆ Selected from Tucson on 8/8 and made Major League debut 8/9, starting at third base at NYM...collected his first Big League hit 8/10 at NYM.
- ◆ Optioned back to Tucson 8/26 and was recalled 9/4, spending the rest of the season with San Diego...connected for his first homer 9/10 at ARI (off Wade Miley).
- ◆ Saw his last action 9/16, leaving the game with a left shoulder strain...had season-ending arthroscopic surgery to stabilize the shoulder 9/20.
- ◆ During his time in the minors, he was named to the Texas League Mid-Season and Post-Season All-Star teams...also selected to the United States roster for the 2011 Futures Game, starting as designated hitter.

2010: Combined, hit .271 (108-for-398) with 25 doubles, one triple, 11 home runs, 58 RBI, 51 runs scored and 49 walks over 108 games.

- ◆ Played all but seven of his 108 games at Double-A San Antonio, where he hit .265 (99-for-373) with 21 doubles, one triple, 10 home runs and 50 RBI...hit .360 in seven games with Single-A Fort Wayne, going 9-for-25 with four doubles, a homer and eight RBI.
- ◆ Was on the disabled list (finger) from 5/12-6/9...transferred to Fort Wayne on 6/9 before returning to the Missions on 6/17.
- ◆ After batting .215 (31-for-144) the first half of the season for the Missions, hit .297 (68-for-229) with 13 doubles, a triple, six home runs and 38 RBI over the second.

2009: Split the season between Padres Single-A affiliates in Fort Wayne and Lake Elsinore, appearing in a combined 126 games.

- ◆ Named the Padres Minor League Player of the Year for 2009.
- ◆ Entered the season ranked as the No. 10 prospect in the Padres organization by *Baseball America*...also recognized as the best athlete in the organization in *Baseball America*'s 2009 Best Tools survey prior to the season.
- ◆ Hit .329 with a .468 on-base percentage in 66 games at Fort Wayne before earning a promotion to Lake Elsinore...hit safely in 43 of his 60 games with the TinCaps, including 21 multi-hit efforts.
- ◆ Made his Lake Elsinore debut 6/27 and went 0-for-4...went 4-for-7 the following day.
- ◆ Following the season he was named by *Baseball America* to the Second Team All-Minor Leagues and to the Midwest League All-Star team.

2008: Made his professional debut for Single-A Eugene, hitting .373 in just 16 games.

- ◆ Hit .463 (12-for-26) with four doubles, a home run and 14 RBI with runners in scoring position and .412 (5-for-12) with a double and five RBI with the bases loaded.
- ◆ Batted .420 off right-handed pitching.

PLAYERS

PERSONAL

James Thomas Darnell III...resides in San Diego, Calif., with his wife Amy...graduate of San Ramon Valley (CA) High School...attended the University of South Carolina...signed by Padres' scout Anthony Byrd.

JAMES DARNELL'S CAREER BATTING RECORD

YR	CLUB	AVG	G	AB	R	H	2B	3B	HR	RBI	SH	SF	HP	BB	SO	SB	CS	OBP	SLG
2008	Eugene	.373	16	67	9	25	6	1	2	15	0	0	0	11	12	1	1	.462	.582
2009	Fort Wayne	.329	66	222	40	73	17	2	7	38	1	1	2	57	51	5	5	.468	.518
	Lake Elsinore	.294	60	235	40	69	18	2	13	43	1	1	2	30	38	3	1	.377	.553
2010	Fort Wayne	.360	7	25	5	9	4	0	1	8	0	0	2	5	4	0	0	.500	.640
	San Antonio	.265	101	373	46	99	21	1	10	50	1	3	5	44	64	2	0	.348	.408
2011	San Antonio	.333	76	288	62	96	25	1	17	62	0	4	2	52	48	2	1	.434	.604
	Tucson	.261	35	134	20	35	4	0	6	17	1	2	2	16	30	0	0	.344	.425
	SAN DIEGO	.222	18	45	2	10	2	0	1	7	1	1	0	5	7	1	0	.294	.333
2012	Tucson	.267	31	116	22	31	6	0	7	21	0	2	3	16	25	1	1	.365	.500
	SAN DIEGO	.235	7	17	1	4	1	0	1	1	0	0	0	2	2	0	0	.316	.471
Major League Totals		.226	25	62	3	14	3	0	2	8	1	1	0	7	9	1	0	.300	.371
Minor League Totals		.299	392	1460	244	437	101	7	63	254	4	13	18	231	272	14	9	.398	.508

CAREER FIELDING

POSITION	PCT.	G	PO	A	E	TC	DP
Third Base	.880	13	8	14	3	25	2
Outfield	1.000	7	5	0	0	5	0
Career Total	.900	20	13	14	3	30	2

SINGLE-GAME HIGHS

HITTING STREAK.....Three games, September 13-16, 2011
 HITS2, twice, last September 13, 2011 at San Francisco
 DOUBLES1, three times, last May 16, 2012 vs. Los Angeles (NL)
 HOME RUNS.....1, twice, last May 15, 2012 at Washington
 RBI.....3, September 10, 2011 at Arizona
 RUNS SCORED.....1, three times, last May 15, 2012 at Washington
 WALKS.....2, September 13, 2011 at San Francisco
 STRIKEOUTS.....2, August 9, 2011 at New York (NL)
 CAREER MULTI-HOME RUN GAMES.....None
 CAREER GRAND SLAMSNone
 CAREER PINCH-HIT HOME RUNSNone

CAREER TRANSACTIONS

2008.....Signed by the San Diego Padres as a second-round selection in the First-Year Player Draft.

DARNELL



FAUTINO DE LOS SANTOS 78

RIGHT-HANDED PITCHER

BATS/THROWS: R/R
 OPENING DAY AGE: 27
 BORN: February 15, 1986 in Samana, DOM
 RESIDENCE: Samana, DOM
 ACQUIRED: Claimed off waivers from MIL, February 6, 2013
 CONTRACT STATUS: Signed through 2013

HEIGHT/WEIGHT: 6-2/225
 SERVICE TIME: 0.126

CAREER

2012: Split the majority of the season between Triple-A Sacramento in the Oakland A's organization and Triple-A Nashville in the Brewers organization, also appearing in six games for Oakland.

- ◆ Made his first career Opening Day roster, beginning the season in the A's bullpen...made six relief appearances before being optioned to Sacramento on 4/25.
- ◆ Made 28 relief appearances with the River Cats before being acquired by the Brewers on 7/29 in exchange for C George Kottaras.
- ◆ Appeared in 11 games with Nashville to end the season, going 1-0 with a 1.98 ERA (3 ER/13.2 IP) and 17 strikeouts against just four walks for the Sounds.

2011: Saw his first Major League action with the A's, appearing in 34 games total for Oakland while also appearing in games for Double-A Midland and Triple-A Sacramento.

- ◆ Began the season with Midland before being recalled by the A's from Sacramento on 5/20 for his first Big League stint...was optioned back to Sacramento without appearing in a game.
- ◆ Recalled for his second stint on 6/3 and made his Major League debut on 6/4 at BOS, working 0.1 scoreless innings.
- ◆ Appeared in 34 games total for Oakland over three separate stints, posting a 4.32 ERA (16 ER/33.1 IP) and 43 strikeouts against 17 walks for an 11.6 strikeouts per 9.0 IP ratio.
- ◆ In 15 outings for Sacramento, posted a 1.83 ERA (4 ER/19.2 IP) and 21 strikeouts against 12 walks.

2010: Split the campaign between Single-A Stockton and Double-A Midland in the A's organization.

- ◆ In 12 games for Stockton, went 1-0 with a 2.30 ERA (4 ER/15.2 IP) and 22 strikeouts against just three walks.
- ◆ Also appeared in 25 games for Midland, striking out 51 batters in 31.2 innings.

2009: Appeared in just seven games, all starts, for the A's Rookie-Level affiliate in the Arizona Summer League while rehabbing from "Tommy John" surgery.

2008: Appeared in just five games, all starts, for Single-A Stockton before undergoing season-ending "Tommy John" surgery in May in his first year in the A's organization.

- ◆ Was acquired by the A's prior to the start of the season in a four-player trade that sent OF Nick Swisher to the White Sox.

2007: Spent his second professional campaign with Single-A Kannapolis and Single-A Winston-Salem, making appearing in 26 games, 20 starts, total on the year.

- ◆ Spent the majority of the season with Kannapolis where he went 9-4 with a 2.40 ERA (26 ER/97.2 IP) and 121 strikeouts against 36 walks in 21 games, 15 starts.
- ◆ Was promoted to Winston-Salem in August where he finished the season with five starts.
- ◆ Named the South Atlantic League Most Outstanding Major League Prospect following the season.
- ◆ Also named a Low Class-A All-Star by *Baseball America* following the season.
- ◆ Named a South Atlantic League mid-season All-Star.
- ◆ Pitched for the World Team in the All-Star Futures Game at San Francisco.

2006: Made his professional debut with the White Sox Dominican Summer League affiliate, appearing in 10 games, nine starts, on the year.

- ◆ Struck out 61 batters against just 10 walks in 48.1 innings for an 11.4 strikeouts per 9.0 IP ratio.
- ◆ Posted a 1.86 ERA (10 ER/48.1 IP) on the season.

PERSONAL

Fautino De Los Santos...originally signed by the Chicago White Sox as a non-drafted free agent in December of 2005.

PLAYERS

DE LOS SANTOS

FAUTINO DE LOS SANTOS' CAREER PITCHING RECORD

YR	CLUB	W-L	ERA	G	GS	CG	SHO	SV	IP	H	R	ER	HR	HB	BB	SO	WP	BK
2006	DSL White Sox	3-3	1.86	10	9	0	0	0	48.1	44	20	10	0	5	10	61	4	1
2007	Kannapolis	9-4	2.40	21	15	0	0	0	97.2	49	33	26	5	8	36	121	18	3
	Winston-Salem	1-1	3.65	5	5	0	0	0	24.2	20	12	10	3	1	7	32	1	0
2008	Stockton	2-2	5.87	5	5	0	0	0	23.0	29	17	15	3	1	11	26	5	1
2009	AZL Athletics	0-1	3.86	7	7	0	0	0	11.2	12	6	5	0	1	4	16	4	1
2010	Stockton	1-0	2.30	12	0	0	0	1	15.2	13	4	4	0	0	3	22	0	0
	Midland	1-5	6.54	25	0	0	0	0	31.2	31	26	23	1	2	16	51	5	0
2011	Midland	0-0	2.89	8	0	0	0	3	9.1	8	3	3	1	0	4	15	0	0
	Sacramento	0-0	1.83	15	0	0	0	0	19.2	18	4	4	0	0	12	21	3	0
	OAKLAND	3-2	4.32	34	0	0	0	0	33.1	27	19	16	4	0	17	43	9	0
2012	Sacramento	1-3	7.25	28	0	0	0	0	36.0	49	30	29	2	2	16	43	5	1
	Nashville	1-0	1.98	11	0	0	0	0	13.2	17	3	3	0	1	4	17	0	0
	OAKLAND	0-0	3.00	6	0	0	0	0	3.0	7	2	1	0	0	3	3	1	0
Major League Totals		3-2	4.21	40	0	0	0	0	36.1	34	21	17	4	0	20	46	10	0
Minor League Totals		19-19	3.59	147	41	0	0	4	331.1	290	158	132	15	21	123	425	45	7

2012 AND CAREER BATTING RECORD

YR	CLUB	AVG	G	AB	R	H	2B	3B	HR	RBI	SH	SF	HP	BB	SO	SB	CS	OBP	SLG
2012	OAKLAND	---	0	0	0	0	0	0	0	0	0	0	0	0	0	0	0	---	---
Major League Totals		---	0	0	0	0	0	0	0	0	0	0	0	0	0	0	0	---	---

CAREER FIELDING

POSITION	PCT.	G	PO	A	E	TC	DP
Pitcher	1.000	40	3	2	0	5	0

SINGLE-GAME HIGHS

INNINGS PITCHED.....2.0 IP, three times, last July 22, 2011 at New York (AL)
 LOW-HIT COMPLETE GAME.....None
 STRIKEOUTS.....4, three times, last July 22, 2011 at New York (AL)
 MOST HITS ALLOWED.....3, twice, last April 23, 2012 vs. Chicago (AL)
 MOST RUNS ALLOWED.....4, July 27, 2011 vs. Tampa Bay
 MOST WALKS ALLOWED.....2, four times, last September 25, 2011 at Los Angeles (AL)
 MOST HOME RUNS ALLOWED.....1, four times, last August 30, 2011 at Cleveland
 CAREER WINNING STREAK.....Two games, August 7-24, 2011
 CAREER 10-STRIKEOUT GAMES.....None
 CAREER HOME RUNS HIT.....None

CAREER TRANSACTIONS

2005.....Signed by the Chicago White Sox as a non-drafted free agent, December 2.
 2008.....Acquired by the Oakland Athletics from the Chicago White Sox along with LHP Gio Gonzalez and OF Ryan Sweeney in exchange for OF Nick Swisher, January 3.
 2012.....Acquired by the Milwaukee Brewers from the Oakland Athletics in exchange for C George Kottaras, July 29.
 2013.....Claimed off waivers by the San Diego Padres from the Milwaukee Brewers, February 6.



JOSE DE PAULA

LEFT-HANDED PITCHER

67

BATS/THROWS: L/L
 OPENING DAY AGE: 25
 BORN: March 4, 1988 in Villa Mella, DOM
 RESIDENCE: Villa Mella, DOM
 ACQUIRED: Signed as a non-drafted free agent, November 1, 2006
 CONTRACT STATUS: Signed through 2013

HEIGHT/WEIGHT: 6-1/170
 SERVICE TIME: 0.000

CAREER

2012: Missed the entire regular season...pitched in the Dominican Winter League following the season.

◆ Pitched in the Dominican Winter League following the season, going 0-3 with a 4.05 ERA (18 ER/40.0 IP) with 42 strikeouts against 11 walks in 14 games, seven starts.

2011: Spent the entire season at Single-A Lake Elsinore, making 26 appearances (23 starts).

◆ Set career highs in wins, games, starts, innings pitched and strikeouts.

◆ Participated in the Dominican Winter League following the season, going 2-0 with a 4.50 ERA (4 ER/8.0 IP) with six strikeouts against three walks over six relief outings.

2010: Spent the entire season at Single-A Fort Wayne, going 8-5 with a 3.27 ERA (31 ER/85.1 IP) and 69 strikeouts against 20 walks over 20 games, 14 starts, for the TinCaps.

2008: Made 13 starts for the Rookie-level Peoria Padres, boasting a 3.57 ERA (21 ER/53.0 IP) while averaging 9.5 strikeouts per 9.0 IP.

◆ Finished fourth among Arizona League pitchers with his 56 strikeouts.

2007: Made his professional debut with the Padres Dominican Summer League team, recording a 2.44 ERA (18 ER/66.1 IP) and career-best 10.6 strikeouts per 9.0 IP over 14 games (13 starts).

PERSONAL

Jose Alberto De Paula...native of Villa Mella, Dominican Republic...signed by Padres scout Felix Francisco.

JOSE DE PAULA'S CAREER PITCHING RECORD

YR	CLUB	W-L	ERA	G	GS	CG	SHO	SV	IP	H	R	ER	HR	HB	BB	SO	WP	BK
2007	DSL Padres	2-5	2.44	14	13	0	0	0	66.1	52	27	18	0	3	21	78	9	1
2008	Padres	4-3	3.57	13	13	0	0	0	53.0	61	30	21	2	0	9	56	5	0
2009	Eugene	1-0	2.79	2	2	0	0	0	9.2	9	4	3	0	0	2	10	0	1
2010	Fort Wayne	8-5	3.27	20	14	0	0	0	85.1	71	33	31	7	2	20	69	3	0
2011	Lake Elsinore	10-5	5.22	26	23	0	0	0	112.0	129	81	65	4	2	37	87	2	0
2012									Did not play									
Minor League Totals		25-18	3.81	75	65	0	0	0	326.1	322	175	138	13	7	89	300	19	2

CAREER TRANSACTIONS

2006.....Signed by the San Diego Padres as a non-drafted free agent, November 1.

PLAYERS



JAFF DECKER

OUTFIELDER

63

DECKER

BATS/THROWS: L/L
OPENING DAY AGE: 23
BORN: February 23, 1990 in Phoenix, AZ
RESIDENCE: Peoria, AZ
ACQUIRED: Signed as a supplemental-round selection (42nd overall) in the 2008 First-Year Player Draft
CONTRACT STATUS: Signed through 2013

HEIGHT/WEIGHT: 5-10/190
SERVICE TIME: 0.000

CAREER

2012: Spent the majority of the season with Double-A San Antonio, playing in just 47 games for the Missions, missing time due to a stint on the disabled list.

- ◆ Began the season with San Antonio and hit .184 (27-for-147) through 47 games before landing on the seven-day disabled list on 6/1 with a left foot injury.
- ◆ Played in nine games with Rookie-Level Peoria on a rehabilitation assignment from 7/11-23, before missing the remainder of the season.

2011: Saw his first time at Double-A, spending the entire season at San Antonio.

- ◆ Entered the season ranked the No. 7 prospect in the Padres organization by *Baseball America*.
- ◆ Set career highs in nearly every offensive category, including games played, hits, doubles, home runs, RBI, runs scored, walks and stolen bases.
- ◆ Led the Texas League in walks while also ranking among league leaders in RBI (3rd), runs scored (4th), doubles (7th) and home runs (8th).

2010: Named the No. 4 prospect in the Padres organization and best hitter for average by *Baseball America*.

2009: Spent the entire season at Single-A Fort Wayne, hitting .299 (107-for-358) in 104 games...entered the season ranked as the Padres No. 3 prospect according to *Baseball America*.

- ◆ Named the Class-A Player of the Year and listed as a First-Team All-Minor League Baseball outfielder by *Baseball America*...was the youngest player named to that list at 19 years old.
- ◆ Named to the Midwest League Mid-Season All-Star team.
- ◆ Led the league in OBP and OPS (.956)...ranked second in walks and slugging percentage, tied for sixth in home runs and ninth in batting average...OBP ranked fourth in all of minor league baseball.

2008: Spent the majority of his season at Rookie-level Peoria (49 games) also appearing in three games at Short-A Eugene.

- ◆ Most Valuable Player of the AZL, leading the league in runs, walks and OBP...finished second in the league in batting average.

QUICK HIT

- ◆ First name is pronounced "Jeff."
- ◆ Named after his uncle, whose name was misspelled as "Jaff" on his birth certificate. His uncle kept and lived with the misspelling until he died while serving in the Army. The name was passed on to honor his late uncle.
- ◆ Graduated from Sunrise Mountain High School, located less than four miles from the Padres Spring Training complex in Peoria, Ariz.

PERSONAL

Jaff Kyle Decker...first name is pronounced "Jeff"...a graduate of Sunrise Mountain High School in Peoria, Ariz...signed by Padres' scout Dave Lottsfeldt.

JAFF DECKER'S CAREER BATTING RECORD

YR	CLUB	AVG	G	AB	R	H	2B	3B	HR	RBI	SH	SF	HP	BB	SO	SB	CS	OBP	SLG
2008	AZL Padres	.352	49	159	51	56	11	2	5	34	0	0	2	55	36	9	1	.523	.541
	Eugene	.200	3	10	2	2	0	0	0	0	0	0	0	2	5	0	0	.333	.200
2009	Fort Wayne	.299	104	358	78	107	25	2	16	64	0	3	9	85	92	10	6	.442	.514
2010	Lake Elsinore	.262	79	290	53	76	14	2	17	58	0	4	7	47	80	5	4	.374	.500
2011	San Antonio	.236	133	496	90	117	29	2	19	92	1	5	8	103	145	15	5	.373	.417
2012	San Antonio	.184	47	147	30	27	3	2	3	9	1	0	2	40	37	6	2	.365	.293
	AZL Padres	.296	9	27	5	8	1	2	1	7	0	1	1	4	3	0	0	.394	.593
Minor League Totals		.264	424	1487	309	393	83	12	61	264	2	13	29	336	398	45	18	.406	.459

CAREER TRANSACTIONS

2008.....Signed by the San Diego Padres as a supplemental-round selection (42nd overall) in the First-Year Player Draft.



CHRIS DENORFIA

OUTFIELDER

13

BATS/THROWS: R/R

OPENING DAY AGE: 32

BORN: July 15, 1980 in Bristol, CT

RESIDENCE: Sarasota, FL

ACQUIRED: Signed as a minor league free agent, December 17, 2009

CONTRACT STATUS: Signed through 2014

HEIGHT/WEIGHT: 6-0/194

SERVICE TIME: 5.041

CAREER

2012: Set career-highs in games played (130), batting average (.293), hits (102), doubles (19), triples (six), runs (56) and stolen bases (13)...tied his career-high in RBI (36, 2x, also 2010).

- ◆ His .293 (102-for-348) average was second-best among all Padres (no minimum) in 2012.
- ◆ Hit .337 (60-for-178) against left-handed pitching, the 12th-best qualifying average against left-handers among all National Leaguers in 2012 (minimum 125 PA).
- ◆ In 65 games at Petco Park he hit .287 (49-for-171) while hitting .299 (53-for-177) in 65 road games.
- ◆ In the pinch, hit .276 (8-for-29) with five RBI...is a career .289 (24-for-83) pinch-hitter.
- ◆ With the bases loaded, was 2-for-6 (.333) in 2012...is a career .458 (11-for-24) hitter with the bases loaded.
- ◆ Had a career-best 12-game hitting streak from 6/6-25, hitting .370 (17-for-46) over that streak...tied for the longest by a Padre in 2012 (also, Chase Headley, 6/26-7/7)...also had an 11-game hitting streak from 8/24-9/10, hitting .415 (17-for-41) over that span, the second-longest hit streak of his career.
- ◆ Hit three leadoff home runs in 2012 on 7/7 vs. CIN, 8/12 at PIT and 9/4 at LAD...five career total leadoff homers (also, 5/11/11 at MIL and 6/14/11 at COL).
- ◆ On 4/11 vs. ARI, hit a game-winning two-run homer in the eighth inning to give the Padres a 2-1 victory, their second victory of the season.
- ◆ Made a career-high 77 starts, including 60 in RF, 13 in LF and four in CF...started 45 games batting leadoff, hitting .303 (57-for-188) when in the No. 1 spot of the lineup.
- ◆ Agreed to terms on a two-year contract extension through 2014 on 9/5.

QUICK HIT

- ◆ Played for Italy during the 2009 World Baseball Classic, going 4-for-10 (.400) with two walks (.600 OBP) in three games.
- ◆ Selected to play for Team Italy in the 2013 World Baseball Classic.
- ◆ Majored in international relations and Hispanic studies at Wheaton College.

2011: Set career highs in games played, hits, and stolen bases in his second year with the Padres...tied a career high by making 72 starts, including 52 in right field, 11 in left field and nine in center field.

- ◆ Missed time while on the disabled list from 8/6-9/5 with a strained left hamstring...made rehab appearances with Single-A Lake Elsinore and Triple-A Tucson.
- ◆ Hit .328 (39-for-119) against left-handed pitching, ranking ninth in the NL among qualifying batters.
- ◆ Connected for the first two leadoff home runs of his career, 5/11 at MIL and 6/14 at COL.
- ◆ Stole home on 7/25 at PHI, the first steal of home by a Padre since Mark Sweeney on 7/6/05 at HOU...the first "straight steal" of home for San Diego since Eric Owens on 5/21/99 vs. CIN.
- ◆ Went 8-for-22 as a pinch-hitter, tying for third among all qualifying pinch-hitters with a .364 average.

2010: Began the season with Triple-A Portland...had his contract selected by the Padres on 5/17 and spent the rest of the season in the Majors, making 72 starts in the outfield.

- ◆ Made 44 starts in center field, 15 in left field and 13 in right field...despite making just 15 starts there, he appeared in 44 games in left field for the Padres.
- ◆ Padres went 42-30 (.583) in his 72 starts.
- ◆ Hit .282 (49-for-174) with a .347 on-base percentage and .489 slugging percentage in 58 games after the All-Star break.
- ◆ Connected for his first career inside-the-park home run 8/5 at LAD...third ITP homer by a Padre in 2010 (Gwynn - 2).
- ◆ Started in six different spots in the lineup throughout the season, spending the majority of the season hitting seventh (24 starts) and eighth (21 starts).
- ◆ Hit .306 (37-for-121) for Portland, including a .367 clip (11-for-30) against left-handers and a .373 average (22-for-59) at home.
- ◆ Started the season by hitting .431 (19-for-44) over his first 13 games for the Beavers...had hit safely in eight of his last nine games at the time his contract was selected from Portland.

PLAYERS

2009: Spent the entire season at Sacramento with the exception of a four-game stint with Oakland in June.

- ◆ Recalled by the A's 6/9...appeared in one game in all three outfield positions and also pinch-ran once...did not start a game and was optioned back to Sacramento 6/18.
- ◆ Finished second on the River Cats in hits (117) and triples (5)...hit .283 (86 for 304) with all nine of his home runs and 42 of his 49 RBI against right-handed pitching and .242 (31 for 128) against left-handers.
- ◆ Appeared in 46 games in left field, 35 in center field and 21 in right field.
- ◆ Missed part of Spring Training while playing for Italy in the World Baseball Classic...batted a team-leading .400 (4-for-10) with three doubles, two RBI, two walks and two runs scored in three WBC games.
- ◆ Placed on the disabled list 5/4 with a strained right hamstring...reinstated 5/20 and reached base safely via hit or walk in each of his first 18 games following his return.

2008: Split his time between Oakland and Triple-A Sacramento, also spending time on the disabled list.

- ◆ Made the A's Opening Day roster and appeared in 25 games before being placed on the disabled list 5/11 with lower back tightness...missed a total of 61 games before being reinstated 7/19 and optioned to Sacramento...played for both Sacramento and Single-A Stockton as part of a rehab assignment before being optioned.
- ◆ Returned to OAK following the conclusion of the PCL playoffs.
- ◆ Hit .486 (17-for-35) with four home runs, six RBI and 12 runs scored in eight PCL playoff games and was named Co-PCL Postseason MVP along with teammate Carlos Gonzalez.

2007: Acquired by the A's from the Reds for two players to be named later and cash considerations 4/27...spent the entire year on the disabled list.

- ◆ Underwent "Tommy John" surgery on his right elbow 4/3...tore the ulnar collateral ligament in his right elbow during a Spring Training game with the Reds 3/23...placed on the Reds disabled list 3/24 and transferred to the 60-day DL 4/13.

2006: Split his season between Triple-A Louisville and Cincinnati, making four stints with the Big League club.

- ◆ Made 25 Major League starts (14 in RF, 10 in CF, 1 in LF).
- ◆ Spent the majority of the season with Louisville, hitting .349 in 83 games...fell 29 plate appearances shy of qualifying for the International League batting title.
- ◆ Louisville's only player selected to participate in the Triple-A All-Star Game.
- ◆ Rated by *Baseball America* as the best defensive outfielder and batter with the best strike zone judgment in the International League.

2005: Spent the majority of the season between Double-A Chattanooga and Triple-A Louisville, eventually making his Major League debut with the Reds in September.

- ◆ Received the Sheldon Bender Award as Cincinnati's Minor League Player of the Year...combined to hit .317 with 20 home runs, 87 RBI and 12 stolen bases in 137 games.
- ◆ Promoted to the Majors 9/5 and made his Big League debut 9/7, striking out as a pinch-hitter...first career hit came in his second plate appearance, knocking a solo homer 9/9 off Pittsburgh's Oliver Perez.
- ◆ Named Louisville's Hitter of the Month for June, batting .337 with six home runs and 26 RBI.

2004: Split his time between Single-A Potomac and Double-A Chattanooga.

- ◆ Combined to hit .284 with 17 home runs, 78 RBI and 15 stolen bases.
- ◆ Among all Reds minor leaguers, he ranked tied for fourth in both home runs and RBI.
- ◆ Began the season at Potomac and was selected to play in the Carolina League vs. California League All-Star Game...named the Carolina League's Batter of the Week for 4/26-5/2.
- ◆ Promoted to Chattanooga 7/1.

2003: Spent the season at Single-A Potomac and hit .236 with four home runs and 39 RBI in 128 games.

- ◆ Ranked fifth in the Carolina League in strikeouts (105)
- ◆ All defensive appearances came in centerfield, where he had 15 assists.
- ◆ Tallied four four-hit games.

2002: Made his professional debut with the Rookie-level GCL Reds...also appeared with Single-A Dayton and Double-A Chattanooga.

- ◆ Ranked among GCL leaders in on-base percentage (2nd, .425), batting average (3rd, .340), walks (4th 31), hits (T4th, 68) and runs scored (T4th, 38).

PERSONAL

Christopher Anthony Denorfia...resides in Sarasota, Fla., with his wife Lauren...graduated from Choate Rosemary Hall High School in Wallingford, Conn...attended Wheaton College in Norton, Mass., where he was an NCAA Division III All-American selection in 2002 after hitting .467...majored in international relations and Hispanic studies...originally signed by Reds' scout John Brickley.



PLAYERS

CHRIS DENORFIA'S CAREER BATTING RECORD

YR	CLUB	AVG	G	AB	R	H	2B	3B	HR	RBI	SH	SF	HP	BB	SO	SB	CS	OBP	SLG
2002	Reds	.340	57	200	38	68	9	2	0	19	0	2	0	31	23	18	8	.425	.405
	Dayton	.000	3	10	2	0	0	0	0	0	0	0	0	0	3	0	0	.000	.000
	Chattanooga	.429	3	7	0	3	2	1	0	0	0	0	0	2	1	0	0	.556	1.000
2003	Potomac	.236	128	470	60	111	10	5	4	39	11	3	3	54	106	20	7	.317	.304
2004	Potomac	.312	75	269	52	84	18	4	11	51	1	2	1	48	66	10	6	.416	.532
	Chattanooga	.249	61	221	30	55	10	2	6	27	3	1	1	30	42	5	2	.340	.394
2005	Chattanooga	.330	46	188	40	62	17	3	7	26	2	0	2	17	38	4	3	.391	.564
	Louisville	.310	91	323	50	100	12	6	13	61	3	3	4	41	54	8	3	.391	.505
	CINCINNATI	.263	18	38	8	10	3	0	1	2	0	0	0	6	9	1	0	.364	.421
2006	Louisville	.349	83	312	46	109	19	1	7	45	1	5	1	34	41	15	1	.409	.484
	CINCINNATI	.283	49	106	14	30	6	0	1	7	2	0	1	11	21	1	1	.356	.368
2008	Stockton	.333	2	9	1	3	0	0	0	0	0	0	0	0	1	0	1	.333	.333
	Sacramento	.302	45	189	34	57	13	1	2	20	2	1	0	12	31	5	4	.342	.413
	OAKLAND	.290	29	62	10	18	3	0	1	9	2	0	1	6	16	2	0	.362	.387
2009	Sacramento	.271	107	432	62	117	18	5	9	49	4	6	1	31	52	15	6	.317	.398
	OAKLAND	.000	4	2	1	0	0	0	0	1	0	0	0	0	0	0	0	.000	.000
2010	Portland	.306	34	121	17	37	10	4	2	12	1	0	0	12	18	7	1	.368	.504
	SAN DIEGO	.271	99	284	41	77	15	2	9	36	1	3	2	27	51	8	4	.335	.433
2011	Lake Elsinore	.667	2	6	1	4	1	0	0	2	0	0	0	0	1	0	0	.667	.833
	Tucson	.118	7	17	0	2	1	0	0	0	0	0	0	3	4	0	0	.250	.176
	SAN DIEGO	.277	111	307	38	85	13	2	5	19	2	2	1	28	49	11	6	.337	.381
2012	SAN DIEGO	.293	130	348	56	102	19	6	8	36	2	3	2	27	52	13	5	.345	.451
Major League Totals		.281	440	1147	168	322	59	10	25	110	9	8	7	105	198	36	16	.343	.415
Minor League Totals		.293	744	2774	433	812	140	34	61	351	28	23	13	315	481	107	42	.365	.434

CAREER FIELDING

POSITION	PCT.	G	PO	A	E	TC	DP
Outfield	.989	388	593	21	7	621	6

SINGLE-GAME HIGHS

HITTING STREAK.....12 games, June 6-25, 2012
HITS4, six times, last September 10, 2012 vs. St. Louis
DOUBLES2, five times, last April 15, 2012 at Los Angeles (NL)
HOME RUNS.....2, July 18, 2010 vs. Arizona
RBI.....3, twice, last July 25, 2010 at Pittsburgh
RUNS SCORED3, five times, last July 4, 2012 at Arizona
WALKS.....2, 11 times, last July 18, 2012 vs. Houston
STRIKEOUTS.....3, four times, last May 11, 2012 at Philadelphia
CAREER MULTI-HOME RUN GAMES (1)....July 18, 2010 vs. Arizona
CAREER GRAND SLAMSNone
CAREER PINCH-HIT HOME RUNS (2).....July 7, 2010 at Washington
September 9, 2005 vs. Pittsburgh

CAREER TRANSACTIONS

2002.....Signed by the Cincinnati Reds as a 19th-round selection in the First-Year Player Draft.
2007.....Acquired by the Oakland Athletics in exchange for two players to be named (Marcus McBeth and Ben Jukich) and cash considerations, April 27.
2009.....Signed by the San Diego Padres as a minor league free agent, December 17.

PLAYERS



ROBBIE ERLIN

LEFT-HANDED PITCHER

77

ERLIN

BATS/THROWS: R/L

OPENING DAY AGE: 22

BORN: October 8, 1990 in Oakland, CA

RESIDENCE: Santa Cruz, CA

ACQUIRED: From TEX along with RHP Joe Wieland in exchange for RHP Mike Adams, July 31, 2011

CONTRACT STATUS: Signed through 2013

HEIGHT/WEIGHT: 5-11/190

SERVICE TIME: 0.000

NON-ROSTER INVITEE

CAREER

2012: Spent the majority of the season with Double-A San Antonio, going 3-1 with a 2.92 ERA (17 ER/52.1 IP) in just 11 starts for the Missions, missing time due to a stint on the disabled list.

- ◆ Began the season with San Antonio...recorded 72 strikeouts against just 14 walks in his 11 starts for the Missions...averaged 12.4 strikeouts per 9.0 IP while also posting a 5.14 K/BB ratio.
- ◆ Landed on the DL on 5/15 with left elbow tendinitis...made three starts for Rookie-Level Peoria on a rehab assignment...reinstated from the DL on 8/18.
- ◆ Was 2-1 with a 2.67 ERA (10 ER/33.2 IP) and 45 strikeouts against just 10 walks over his first seven starts for the Missions before landing on the DL...went 1-0 with a 3.38 ERA (7 ER/18.2 IP) and 27 strikeouts against just four walks over his final four starts of the season for San Antonio after returning from the DL.
- ◆ Named the No. 9 prospect in the Padres' organization by *Baseball America* heading into the season.

2011: Acquired at the trade deadline from TEX along with RHP Joe Wieland in exchange for RHP Mike Adams...pitched for Single-A Myrtle Beach and Double-A Frisco in the Rangers organization and Double-A San Antonio for the Padres.

- ◆ Entered the season rated as the Rangers No. 4 prospect according to *Baseball America*...rated as the Padres No. 9 prospect entering the 2012 season.
- ◆ Posted a 1.38 ERA (4 ER/26.0 IP) in six starts after joining San Antonio...allowed no runs in three of his starts for the Missions...struck out 31, averaging 10.7 strikeouts per 9.0 IP...walked just four batters, recording a 7.75 K/BB ratio.

2010: Spent the entire season with Single-A Hickory and was named to the South Atlantic League All-Star game.

- ◆ His 0.92 WHIP led all full-season minor league pitchers while his 2.12 ERA ranked third.
- ◆ Opened the season as a reliever, allowing just one earned run over his first eight appearances (20.1 IP)...joined the starting rotation 5/18, retiring all 15 batters he faced in his first start.

2009: Made his professional debut with the AZL Rangers, working 4.0 innings over three relief outings.

- ◆ Ranked as the 155th-best prospect prior to the 2009 First-Year Player Draft by *Baseball America*.

PERSONAL

Robert (Robbie) J. Erlin...graduate of Scotts Valley (CA) High School, where he went 9-1 with a 0.63 ERA his senior season and was named Sentinel All-County Player of the Year...originally committed to play at Cal Poly-San Luis Obispo...originally signed by Rangers' scout Butch Metzger.

ROBBIE ERLIN'S CAREER PITCHING RECORD

YR	CLUB	W-L	ERA	G	GS	CG	SHO	SV	IP	H	R	ER	HR	HB	BB	SO	WP	BK
2009	AZL Rangers	0-0	2.25	3	0	0	0	0	4.0	5	1	1	0	0	1	9	0	0
2010	Hickory	6-3	2.12	28	17	0	0	1	114.2	89	37	27	9	4	17	125	4	0
2011	Myrtle Beach	3-2	2.14	9	9	0	0	0	54.2	25	15	13	7	3	5	62	1	0
	Frisco	5-2	4.32	11	10	0	0	0	66.2	73	34	32	9	2	7	61	1	2
	San Antonio	1-0	1.38	6	6	0	0	0	26.0	26	4	4	2	0	4	31	0	0
2012	AZL Padres	0-2	2.16	3	3	0	0	0	8.1	7	7	2	0	0	2	8	1	0
	San Antonio	3-1	2.92	11	11	0	0	0	52.1	53	21	17	6	3	14	72	1	0
Minor League Totals		18-10	2.65	71	56	0	0	1	326.2	278	119	96	33	12	50	368	8	2

CAREER TRANSACTIONS

2009.....Signed by the Texas Rangers as a third-round selection in the First-Year Player Draft.

2011.....Acquired by the San Diego Padres along with RHP Joe Wieland in exchange for RHP Mike Adams, July 31.



PLAYERS



LOGAN FORSYTHE

INFIELDER

11

BATS/THROWS: R/R
OPENING DAY AGE: 26

BORN: January 14, 1987 in Memphis, TN

RESIDENCE: San Diego, CA

ACQUIRED: Signed as a supplemental-round selection (46th overall) in the 2008 First-Year Player Draft

CONTRACT STATUS: Signed through 2013

HEIGHT/WEIGHT: 6-1/195
SERVICE TIME: 1.113

CAREER

2012: Set career-highs in nearly every offensive category, including games played (91), batting average (.273), hits (86), doubles (13), triples (three), home runs (six), RBI (26), runs (45), walks (28) and stolen bases (eight).

- ◆ Began the season on the DL after undergoing surgery on his left foot during Spring Training.
- ◆ Hit .259 (15-for-58) over 16 games on a rehab assignment with Triple-A Tucson before being reinstated from the 60-day DL on 6/3.
- ◆ After being reinstated, started with a six-game hit streak for SD, hitting .409 (9-for-22) over his first six games.
- ◆ Hit .304 (31-for-102) over his first 30 games for SD from 6/3-7/16, before hitting .158 (9-for-57) over his next 19 games from 7/17-8/6 and finishing the year hitting .295 (46-for-156) over his final 42 games from 8/7-10/2.
- ◆ Over 23 games in September, hit .311 (28-for-90) with 22 runs scored.
- ◆ Off left-handed pitching, hit .384 (38-for-99) while hitting .222 (48-for-216) against right-handers.
- ◆ Hit the first Major League home run on 6/5 vs. SF, a walkoff solo home run off of Giants pitcher Steve Edlefsen... became the fourth Padre to hit a walkoff home run for his first career homer, and the third to do so against the Giants (also, Craig Lefferts on 4/25/86 and Benito Santiago on 9/17/86)...only other Padre with a walkoff homer for his first career home run was Paul McNulty on 9/6/06 (ELIAS).
- ◆ Hit his first career pinch-hit home run in the bottom of the eighth inning on 7/5 vs. CIN, his second career homer, to tie the game at 1-1 before the Padres 2-1 victory in nine innings over the Reds.
- ◆ Made 76 starts total for the Padres, including 73 at 2B, two at SS and one at 3B...his start at SS on 8/13 at ATL was the first of his career.

2011: Started the season at Triple-A Tucson before spending the majority of the year with the Padres as part of his Major League debut.

- ◆ Originally had his contract selected by the Padres on 5/4 and made his Big League debut that day as a pinch-hitter... made three separate stints with the Padres...optioned back to Tucson 5/17...recalled for his second stint 5/27 and optioned back 6/19...recalled for the final time 7/16 and spent the remainder of the season in the Majors.
- ◆ Collected his first Big League hit during his second trip to the Majors, 5/28 at WSH.
- ◆ Hit .308 (12-for-39) with runners in scoring position.
- ◆ Made 36 starts in the Majors, splitting his time between third base (21 starts) and second base (15 starts).
- ◆ Season was cut short due to arthroscopic surgery on his left knee 9/8.
- ◆ Split his playing time at Tucson between second base (27 games), third base (17 games) and shortstop (four games).

2010: Played the entire season with Double-A San Antonio, moving to second base for the first time in his professional career.

- ◆ Ranked among Texas League leaders in walks (1st, 75) and on-base percentage (6th, .377).
- ◆ Batted .316 (62-for-196) with 14 doubles, one triple, two home runs and 26 RBI in 52 road games.
- ◆ Limited to 14 games in April and just three in May after suffering a broken right hand.
- ◆ Placed on the disabled list 4/24...returned to action 5/29.
- ◆ Had 26 multi-hit games...notched a season-high four hits on 8/5 vs. Corpus Christi.

2009: Split the season between Single-A Lake Elsinore and Double-A San Antonio, appearing in 66 games with each club.

- ◆ Entered the season ranked as the No. 11 prospect in the Padres organization by *Baseball America*.
- ◆ Combined to hit .296 (142-for-480) with 22 doubles, six triples, 11 home runs, 61 RBI, 83 runs scored and 11 stolen bases in 132 games.
- ◆ Posted a .504 slugging percentage at Lake Elsinore along with a .472 on-base percentage.
- ◆ Hit safely in 50 of his 66 games with the Storm, including 20 multi-hit efforts.

2008: Appeared in just 13 games between Rookie-level Peoria and Single-A Eugene after signing as a supplemental-round selection in the 2008 First-Year Player Draft.

PLAYERS

FORSYTHE

PERSONAL

John Logan Forsythe...graduated from Christian Brothers High School and attended the University of Arkansas, Fayetteville...hit .351 (65-for-185) with eight doubles, two triples, seven home runs, 34 RBI and 41 runs scored for the Razorbacks in his final year...signed by Padres' scout Lane Decker.

LOGAN FORSYTHE'S CAREER BATTING RECORD

YR	CLUB	AVG	G	AB	R	H	2B	3B	HR	RBI	SH	SF	HP	BB	SO	SB	CS	OBP	SLG
2008	AZL Padres	.231	9	26	2	6	0	0	0	0	0	0	4	5	8	0	0	.429	.231
	Eugene	.333	3	9	2	3	1	0	0	0	0	0	1	1	3	0	0	.455	.444
2009	Lake Elsinore	.322	66	236	46	76	13	3	8	30	0	1	7	61	48	6	2	.472	.504
	San Antonio	.279	66	244	37	68	9	3	3	31	1	2	2	41	63	5	0	.384	.377
2010	San Antonio	.253	107	392	66	99	22	1	3	38	0	1	4	75	95	17	5	.377	.337
2011	Tucson	.326	46	178	41	58	12	0	8	34	0	1	6	33	50	8	4	.445	.528
	SAN DIEGO	.213	62	150	12	32	9	1	0	12	2	2	3	12	33	3	1	.281	.287
2012	Tucson	.259	16	58	12	15	2	3	1	9	0	0	3	13	18	3	0	.419	.448
	SAN DIEGO	.273	91	315	45	86	13	3	6	26	0	1	6	28	57	8	2	.343	.390
Major League Totals		.254	153	465	57	118	22	4	6	38	2	3	9	40	90	11	3	.323	.357
Minor League Totals		.284	313	1143	206	325	59	10	23	142	1	5	27	229	285	39	11	.414	.414

CAREER FIELDING

POSITION	PCT.	G	PO	A	E	TC	DP
Second Base	.964	104	206	228	16	450	47
Third Base	.986	30	19	49	1	69	5
Shortstop	1.000	6	4	7	0	11	1
Career Total	.968	136	229	284	17	530	53

SINGLE-GAME HIGHS

HITTING STREAK.....Eight games, August 24 - September 4, 2012
 HITS4, September 16, 2012 vs. Colorado
 DOUBLES2, August 29, 2012 vs. Atlanta
 HOME RUNS.....1, six times, last September 30, 2012 vs. San Francisco
 RBI.....3, August 7, 2011 at Pittsburgh
 RUNS SCORED.....3, twice, last September 16, 2012 vs. Colorado
 WALKS.....2, six times, last September 23, 2012 at San Francisco
 STRIKEOUTS.....3, four times, last October 2, 2012 at Milwaukee
 CAREER MULTI-HOME RUN GAMES.....None
 CAREER GRAND SLAMSNone
 CAREER PINCH-HIT HOME RUNS (1).....July 5, 2012 vs. Cincinnati

CAREER TRANSACTIONS

2008.....Signed by the San Diego Padres as a supplemental-round selection (46th overall) in the First-Year Player Draft.



JONATHAN GALVEZ

INFIELDER

70

BATS/THROWS: R/R
 OPENING DAY AGE: 22
 BORN: January 18, 1991 in Santo Domingo, DOM
 RESIDENCE: Santo Domingo, DOM
 ACQUIRED: Signed as a non-drafted free agent, July 7, 2007
 CONTRACT STATUS: Signed through 2013

HEIGHT/WEIGHT: 6-2/200
 SERVICE TIME: 0.000

NON-ROSTER INVITEE

CAREER

2012: Spent the entire campaign with Double-A San Antonio, hitting .292 (91-for-312) over 82 games for the Missions, missing time due to a couple stints on the disabled list.

- ◆ Began the season on the seven-day DL with San Antonio with a left ankle sprain.
- ◆ Reinstated from the DL on 5/14 and hit .341 (14-for-41) over his first 12 games of the year before landing on the seven-day DL again on 5/27 with a right hamstring strain.
- ◆ Reinstated from the DL again on 6/10 and hit .284 (77-for-271) with 15 doubles, two triples, five home runs, 30 RBI and 40 runs scored in 70 games through the rest of the season.

2011: Spent the year at Single-A Lake Elsinore, appearing in 114 games at second base and 11 games at shortstop.

- ◆ Set career highs in games played, hits, doubles, triples, home runs, RBI, runs scored and stolen bases.
- ◆ Stole 37 bases in 46 attempts, posting an .804 success rate.
- ◆ Named a Padres' organization All-Star by MiLB.com after the season.

2010: Played 103 games at shortstop and six games at second base for Single-A Fort Wayne, seeing his first action above Rookie-level.

- ◆ Played in a career-high 114 games overall, clubbing 10 home runs while stealing 18 bases.

2009: In his first season in the U.S., hit .295 (57-for-193) in 52 games for Rookie-Level Peoria.

2008: Spent his first professional season with the Padres Dominican Summer League affiliate, hitting .272 (44-for-162) over 54 games played.

PERSONAL

Jonathan Rafael Galvez...signed by Padres scouts Randy Smith and Felix Francisco.

JONATHAN GALVEZ'S CAREER BATTING RECORD

YR	CLUB	AVG	G	AB	R	H	2B	3B	HR	RBI	SH	SF	HP	BB	SO	SB	CS	OBP	SLG
2008	DSL Padres	.272	54	162	31	44	5	1	3	31	0	1	6	47	40	8	1	.449	.370
2009	AZL Padres	.295	52	193	45	57	16	3	6	27	0	1	4	30	44	14	6	.399	.503
2010	Fort Wayne	.259	114	398	64	103	19	3	10	49	2	2	6	58	121	18	7	.360	.397
2011	Lake Elsinore	.291	128	488	84	142	36	5	13	86	1	5	10	41	123	37	9	.355	.465
2012	San Antonio	.292	82	312	47	91	20	2	6	35	1	1	5	31	70	12	3	.364	.426
Minor League Totals		.281	430	1553	271	437	96	14	38	228	4	10	31	207	398	89	26	.375	.435

CAREER TRANSACTIONS

2007.....Signed as a non-drafted free agent, July 7.

PLAYERS



FREDDY GARCIA

RIGHT-HANDED PITCHER

41

GARCIA

BATS/THROWS: R/R
OPENING DAY AGE: 36

HEIGHT/WEIGHT: 6-4/255
SERVICE TIME: 12.060

BORN: October 6, 1976 in Caracas, VEN

RESIDENCE: Hollywood, FL

ACQUIRED: Signed as a minor league free agent, January 29, 2013

CONTRACT STATUS: Signed through 2013

NON-ROSTER INVITEE

CAREER

2012: Spent the entire campaign with the Yankees, appearing in 30 games total, 17 starts, on the season.

- ◆ In his 13 relief appearances, went 2-0 with a 2.42 ERA (6 ER/22.1 IP) while going 5-6 with a 5.93 ERA (56 ER/85.0 IP) as a starter.
- ◆ Over a five-start stretch from 7/24-8/15, went 3-2 with a 3.48 ERA (12 ER/31.0 IP).
- ◆ His 30 games were his most appearances since making 33 starts for the White Sox in 2006.

QUICK HIT

- ◆ Two-time All-Star with the Mariners in 2001 and 2002.
- ◆ Finished second in AL Rookie of the Year voting in 1999 to Kansas City's Carlos Beltran.

2011: In his first campaign with the Yankees he went 12-8 with a 3.62 ERA (59 ER/146.2 IP) in 26 games, 25 starts, the second-lowest single-season ERA of his career (3.05 w/ Seattle in 2001).

- ◆ Over his final nine regular season starts from 7/20 through the end of the year, lost just once, going 5-1 with a 3.99 ERA (22 ER/49.2 IP), with the Yankees 7-2 in that stretch.
- ◆ Over his final 15 starts of the regular season from 6/12-9/24, went 8-3 with a 3.46 ERA (34 ER/88.1 IP).
- ◆ Was 6-2 with a 3.20 ERA (25 ER/70.1 IP) over 12 daytime starts.
- ◆ Held opponents to a .193 (27-for-140) average with runners in scoring position, and .167 (11-for-66) with RISP and two out.
- ◆ In his first start of the season and first as a Yankee on 4/16 vs. TEX earned the win, becoming the second Yankees starter in the live ball era (since 1920) to win his first game as a Yankee while going at least 6.0 IP and allowing no more than three baserunners, joining Jimmy Key in 1993...was also the first win by a Venezuelan-born pitcher in Yankees history.
- ◆ Had one stint on the disabled list from 8/19-28 (retroactive to 8/8) with a cut right index finger.
- ◆ In the postseason, started Game Two of the ALDS vs. DET for the Yankees, taking the loss.

2010: Made 28 starts for the White Sox, going 12-6 on the year, his most wins since earning 17 in 2006, also for the White Sox.

- ◆ Made more appearances than he did the prior three seasons combined (23).
- ◆ Held opponents to three earned runs or less in 20 of his outings and lost consecutive starts just once (4/10 vs. MIN and 4/15 at TOR).
- ◆ Won six consecutive decisions over an eight-start stretch from 5/28-7/7, tying the second-longest winning streak of his career.
- ◆ Missed time from 9/8-27 due to lower back stiffness.

2009: Began the year as a Spring Training non-roster invitee with the Mets before being released and signed by the White Sox, making nine starts for Chicago (AL).

- ◆ Was released on 4/28 after making two starts for Triple-A Buffalo.
- ◆ Set the All-Time mark for innings pitched by a Venezuelan-born pitcher in a 9/15 win at SEA, surpassing Wilson Alvarez (1,742.2 IP).
- ◆ Made one appearance in the Venezuelan Winter League following the season.

2008: Missed the majority of the season rehabbing from right shoulder surgery, eventually signing with the Tigers and making three starts for Detroit to end the season.

- ◆ Signed with Detroit as a minor league free agent on 8/14...made two minor league rehab starts before making three for the Tigers.
- ◆ Following the season, made two starts in the Venezuelan Winter League.

2007: In his lone campaign with the Phillies began the year on the disabled list with right biceps tendinitis before eventually making 11 starts for Philadelphia.

- ◆ Reinstated from the DL on 4/16 and made 11 starts before being placed back on the DL on 6/9, missing the remainder of the season...underwent right shoulder surgery on 8/29.



PLAYERS

2006: Went 17-9 in 33 starts for the White Sox, tied for the second-most wins in his career (also, 1999 for Seattle).

- ◆ Walked just 48 batters in 216.1 innings pitched.
- ◆ In his 9/13 win at LAA, retired his first 23 batters faced before allowing a single to Adam Kennedy with two outs in the eighth inning.
- ◆ Recorded the 100th victory of his career on 4/10 at DET.
- ◆ Recorded the 103rd victory of his career on 4/28 at LAA, surpassing Wilson Alvarez (102) for the most wins by a Venezuelan-born pitcher.
- ◆ Went 12-3 with a 3.87 ERA (51 ER/118.2 IP) vs. clubs with a winning record.

2005: In his first full season with the White Sox made 33 starts, going 14-8 with a 3.87 ERA (98 ER/228.0 IP).

- ◆ Registered his fifth-consecutive 10-win season and fifth 200.0 IP campaign.
- ◆ Tossed a one-hitter in a 1-0 loss on 8/23 at MIN, losing the no-hit bid after a Jacque Jones leadoff home run in the eighth inning.
- ◆ Recorded the 1,000th strikeout of his career on 7/5 vs. TB (Jorge Cantu).
- ◆ Went 3-0 with a 2.14 ERA (5 ER/21.0 IP) in three postseason starts for the World Series Champion White Sox... was the winning pitcher in Game Four of the World Series, completing a series sweep of St. Louis...donated his hat from the game to the Hall of Fame...was also the winning pitcher for Game Three of the ALDS, completing the series sweep vs. Boston...his complete-game win in Game Four of the ALCS vs. LAA marked the third of four straight CG wins by White Sox pitchers vs. the Angels, the first time the feat was accomplished by a team in the postseason since the 1928 Yankees in a four-game World Series sweep vs. the Cardinals.

2004: Combined to go 13-11 with a 3.81 ERA (89 ER/210.0 IP) in 31 starts with Seattle and Chicago (AL).

- ◆ Finished ranked fifth among AL pitchers in strikeouts (184) and opponents batting average (.242) and seventh in ERA.
- ◆ Began the season with the Mariners, going 4-7 with a 3.20 ERA (38 ER/107.0 IP) in 15 starts.
- ◆ Was acquired by the White Sox, along with catcher Ben Davis, on 6/27 in exchange for catcher Miguel Olivo and minor leaguers Michael Morse and Jeremy Reed.
- ◆ Made 16 starts total for the White Sox...signed a three-year extension on 7/6...missed two starts due to tightness in his right forearm.
- ◆ Was 9-0 with a 2.43 ERA (18 ER/66.2 IP) during day games, becoming the seventh Major League pitcher since 1971 to post a 9-0 record or better during daytime contests in a single season.

2003: Made 33 starts for the Mariners, posting his third-straight season with 200.0-or-more innings pitched.

- ◆ Made his third consecutive Opening Day start for Seattle, becoming the first Seattle pitcher to do so since Randy Johnson from 1992-95.
- ◆ Named the AL Pitcher of the Month for June after going 5-0 with a 2.05 ERA (10 ER/44.0 IP).
- ◆ Allowed only two earned runs over his last four starts of the season, going 1-1 with a 0.67 ERA (2 ER/27.0 IP).

2002: Tied a career-high with 34 starts, going 16-10 with a 4.39 ERA (109 ER/223.2 IP) for Seattle...named to his second consecutive All-Star game.

- ◆ Finished tied for second among AL pitchers in starts, fifth in strikeouts (181) and eighth in innings pitched.
- ◆ Joined Randy Johnson as the only pitchers in Mariners history to record three seasons of at least 16 wins.
- ◆ Tossed the final 2.0 innings of the All-Star game, without allowing a run, in the tie game at Milwaukee's Miller Park.

2001: Earned his first career All-Star selection, establishing career-highs in wins and starts, going 18-6 with a 3.05 ERA (81 ER/238.2 IP) for the Mariners, leading the American League in ERA.

- ◆ Also led the AL in innings pitched and opponents batting average (.225), finished tied for second in shutouts (three), tied for third in games started, tied for fifth in wins, winning percentage (.750) and complete games (four) and tied for ninth in strikeouts (163).
- ◆ Was voted Mariners' "co-Pitcher of the Year" by the Seattle chapter of the BBWAA.
- ◆ Became the first Mariners pitcher to lead the AL in innings pitched and the second to lead in ERA (also, Randy Johnson in 1995).
- ◆ Earned the win in the All-Star game, tossing 1.0 scoreless inning of relief.
- ◆ Tossed back-to-back complete game shutouts on 7/1 at LAA and 7/6 at LAD, becoming the first Mariners pitcher since Randy Johnson in 1998 to accomplish the feat.
- ◆ Went 1-2 with a 3.79 ERA (8 ER/19.0 IP) in three postseason starts...lone win came in Game Four of ALDS at Jacobs Field to save off elimination for the Mariners.

2000: Appeared in 21 games, 20 starts, with Seattle, going 9-5 with a 3.91 ERA (54 ER/124.1 IP), missing time due to a stint on the disabled list.

- ◆ Missed the majority of the first half of the season after going on the disabled list on 4/22 with a stress fracture in his right tibia...reinstated on 7/7.
- ◆ Made his first career relief appearance on 8/18 at CLE, tossing 3.0 scoreless innings.
- ◆ Saw his first postseason action, going 2-0 with a 3.60 ERA...went 2-0 with a 1.54 ERA (2 ER/11.2 IP) in two starts in the ALCS vs. NYY, defeating the Yankees in Game One at Yankee Stadium and Game Five at Safeco Field for Seattle's only two wins of the series.

PLAYERS

GARCIA

1999: Saw his first Major League action, going 17-8 with a 4.07 ERA (91 ER/201.1 IP) in 33 starts for the Mariners.

- ◆ Finished second in the AL Rookie of the Year voting, finishing behind Kansas City's Carlos Beltran.
- ◆ Led all rookies in wins, ERA, starts, strikeouts (170), winning percentage (.680) and opponents batting average (.263).
- ◆ Tied the franchise rookie record for wins (also, Mark Langston and Dave Fleming).
- ◆ Recorded his first career shutout on 8/24 vs. DET, striking out a career-high 12 batters.

1998: Combined to go 10-8 with a 3.35 ERA (62 ER/166.1 IP) and 158 strikeouts in 25 starts between Double-A Jackson and Triple-A New Orleans of the Astros organization and Triple-A Tacoma of the Mariners organization

- ◆ Was acquired by the Mariners along with INF Carlos Guillen and a player to be named later (John Halama) in exchange for Randy Johnson on 7/31.

1997: Went 10-8 with a 2.56 ERA (51 ER/179.0 IP) in 27 starts with Single-A Kissimmee.

- ◆ Finished ranked second in the Florida State League in innings pitched and fifth in ERA and complete games (5).

1996: Made 13 starts for Single-A Quad City, going 5-4 with a 3.12 ERA (21 ER/60.2 IP).

- ◆ Was on the disabled list from 6/29-7/31 with a sprained right shoulder and from 8/16 through the end of the season with a sprained right elbow.

1995: Went 6-3 with a 4.47 ERA (29 ER/58.1 IP) in 11 starts with the GCL Astros.

- ◆ Led the team in wins.

1994: Made his professional debut with the Astros' Dominican Summer League affiliate.

- ◆ Was signed by the Astros as a non-drafted free agent on 10/21/93.
- ◆ Went 4-6 with a 5.29 ERA (50 ER/85.0 IP) for San Pedro de Macoris of the DSL.

PERSONAL

Freddy A. Garcia...he and his wife, Glendys, have two children, Sophia and Anthony...originally signed by Astro's Andres Reiner.

FREDDY GARCIA'S CAREER PITCHING RECORD

YR	CLUB	W-L	ERA	G	GS	CG	SHO	SV	IP	H	R	ER	HR	HB	BB	SO	WP	BK
1994	DSL Astros	4-6	5.29	16	15	0	0	0	85.0	80	61	50	1	0	38	68	11	2
1995	GCL Astros	6-3	4.47	11	11	0	0	0	58.1	60	32	29	2	6	14	58	5	0
1996	Quad City	5-4	3.12	13	13	0	0	0	60.2	57	27	21	3	4	27	50	5	5
1997	Kissimmee	10-8	2.56	27	27	5	2	0	179.0	165	63	51	6	4	49	131	3	2
1998	Jackson	6-7	3.24	19	19	2	0	0	119.1	94	48	43	8	6	58	115	8	0
	New Orleans	1-0	3.14	2	2	0	0	0	14.1	14	5	5	2	0	1	13	2	0
	Tacoma	3-1	3.86	5	5	0	0	0	32.2	30	14	14	6	2	13	30	0	1
1999	SEATTLE	17-8	4.07	33	33	2	1	0	201.1	205	96	91	18	10	90	170	12	3
2000	Everett	0-0	4.50	2	2	0	0	0	10.0	11	5	5	1	0	2	15	2	1
	Tacoma	1-0	2.57	1	1	0	0	0	7.0	5	2	2	2	0	2	11	0	0
	SEATTLE	9-5	3.91	21	20	0	0	0	124.1	112	62	54	16	2	64	79	4	2
2001	SEATTLE	18-6	3.05	34	34	4	3	0	238.2	199	88	81	16	5	69	163	3	1
2002	SEATTLE	16-10	4.39	34	34	1	0	0	223.2	227	110	109	30	6	63	181	7	1
2003	SEATTLE	12-14	4.51	33	33	1	0	0	201.1	196	109	101	31	11	71	144	11	0
2004	SEATTLE	4-7	3.20	15	15	1	0	0	107.0	96	39	38	8	2	32	82	5	0
	CHICAGO (AL)	9-4	4.46	16	16	0	0	0	103.0	96	53	51	14	5	32	102	3	0
2005	CHICAGO (AL)	14-8	3.87	33	33	2	0	0	228.0	225	102	98	26	3	60	146	20	1
2006	CHICAGO (AL)	17-9	4.53	33	33	1	0	0	216.1	228	116	109	32	7	48	135	4	0
2007	GCL Phillies	0-0	4.50	1	1	0	0	0	2.0	2	1	1	0	0	1	0	2	0
	Clearwater	0-0	0.00	2	2	0	0	0	6.1	5	0	0	0	0	1	8	0	0
	PHILADELPHIA	1-5	5.90	11	11	0	0	0	58.0	74	39	38	12	5	19	50	5	0
2008	Lakeland	0-0	0.00	1	1	0	0	0	2.0	3	0	0	0	0	1	1	0	0
	Toledo	0-0	0.00	1	1	0	0	0	3.0	2	0	0	0	0	0	4	0	0
	DETROIT	1-1	4.20	3	3	0	0	0	15.0	11	8	7	3	1	6	12	0	0
2009	Buffalo	0-2	8.18	2	2	0	0	0	11.0	12	10	10	2	0	5	6	0	0
	Kannapolis	0-0	0.00	1	1	0	0	0	3.0	2	0	0	0	0	1	3	0	0
	Bristol	0-0	1.64	2	2	0	0	0	11.0	6	3	2	0	0	0	7	0	0
	Charlotte	0-1	3.00	1	1	0	0	0	6.0	8	2	2	1	0	0	9	1	0
	CHICAGO (AL)	3-4	4.34	9	9	0	0	0	56.0	56	27	27	4	0	12	37	2	0
2010	CHICAGO (AL)	12-6	4.64	28	28	0	0	0	157.0	171	85	81	23	3	45	89	4	0
2011	Scranton/Wilkes	1-0	4.50	1	0	0	0	0	4.0	8	2	2	1	0	1	0	0	0
	NEW YORK (AL)	12-8	3.62	26	25	0	0	0	146.2	152	63	59	16	3	45	96	4	0
2012	NEW YORK (AL)	7-6	5.20	30	17	0	0	0	107.1	112	64	62	18	3	35	89	10	1
Major League Totals		152-101	4.15	359	344	12	4	0	2183.2	2160	1061	1006	267	66	691	1575	94	9
Minor League Totals		37-32	3.47	108	106	7	2	0	614.2	564	275	237	35	23	213	531	37	11



YR	CLUB	W-L	ERA	G	GS	CG	SHO	SV	IP	H	R	ER	HR	HB	BB	SO	WP	BK
2000	SEA vs. CHW	0-0	10.80	1	1	0	0	0	3.1	6	4	4	1	0	3	2	1	0
2001	SEA vs. CLE	1-1	3.86	2	2	0	0	0	11.2	13	6	5	1	0	3	13	0	0
2005	CHW vs. BOS	1-0	5.40	1	1	0	0	0	5.0	5	3	3	3	0	4	1	0	0
2011	NY Yankees vs. DET	0-1	5.06	1	1	0	0	0	5.1	6	4	3	1	0	0	6	0	0
Division Series Totals		2-2	5.33	5	5	0	0	0	25.1	30	17	15	6	0	10	22	1	0

YR	CLUB	W-L	ERA	G	GS	CG	SHO	SV	IP	H	R	ER	HR	HB	BB	SO	WP	BK
2000	SEA vs. NYY	2-0	1.54	2	2	0	0	0	11.2	10	2	2	0	2	4	11	0	0
2001	SEA vs. NYY	0-1	3.68	1	1	0	0	0	7.1	7	3	3	0	0	4	6	0	0
2005	CHW vs. LAA	1-0	2.00	1	1	1	0	0	9.0	6	2	2	0	0	1	5	0	0
LCS Totals		3-1	2.25	4	4	1	0	0	28.0	23	7	7	0	2	9	22	0	0

YR	CLUB	W-L	ERA	G	GS	CG	SHO	SV	IP	H	R	ER	HR	HB	BB	SO	WP	BK
2005	CHW vs. HOU	1-0	0.00	1	1	0	0	0	7.0	4	0	0	0	0	3	7	0	0

YR	CLUB	AVG	G	AB	R	H	2B	3B	HR	RBI	SH	SF	HP	BB	SO	SB	CS	OBP	SLG
2012	NEW YORK (AL)	.000	30	1	0	0	0	0	0	0	0	0	0	0	1	0	0	.000	.000
Major League Totals		.174	332	69	1	12	2	0	0	4	17	1	0	2	21	0	0	.194	.203

POSITION	PCT.	G	PO	A	E	TC	DP
Pitcher	.967	359	161	277	15	453	25

INNINGS PITCHED	9.0 IP, nine times, last June 30, 2005 at Detroit
LOW-HIT COMPLETE GAME	One hit, August 23, 2005 at Minnesota
STRIKEOUTS	12, twice, last September 11, 2002 at Texas
MOST HITS ALLOWED	13, April 14, 2004 at Los Angeles (AL)
MOST RUNS ALLOWED	10, June 24, 2002 vs. Oakland
MOST WALKS ALLOWED	6, seven times, last April 16, 2006 vs. Toronto
MOST HOME RUNS ALLOWED	4, August 17, 2004 vs. Detroit
CAREER WINNING STREAK	Seven games, twice, last April 10 - May 20, 2006
CAREER 10-STRIKEOUT GAMES (6)	July 9, 1999 at Los Angeles (NL) (10)
	August 2, 1999 vs. Tampa Bay (10)
	August 7, 1999 vs. New York (AL) (10)
	August 24, 1999 vs. Detroit (12)
	September 11, 2002 at Texas (12)
	June 6, 2005 at Colorado (10)

CAREER HOME RUNS HIT.....None

1997.....	Signed by the Houston Astros as a non-drafted free agent, November 20.
1998.....	Acquired by the Seattle Mariners from the Houston Astros along with INF Carlos Guillen and a player to be named (LHP John Halama) in exchange for LHP Randy Johnson, July 31.
2004.....	Acquired by the Chicago White Sox from the Seattle Mariners along with C Ben Davis in exchange for INF Mike Morse, C Miguel Olivo and LHP Jeremy Reed, June 27.
2006.....	Acquired by the Philadelphia Phillies from the Chicago White Sox in exchange for RHP Gavin Floyd and LHP Gio Gonzalez, December 6.
2008.....	Signed by the Detroit Tigers as a minor league free agent, August 12.
2009.....	Signed by the New York Mets as a minor league free agent, January 22.
2009.....	Signed by the Chicago White Sox as a minor league free agent, June 8.
2011.....	Signed by the New York Yankees as a minor league free agent, February 1.
2013.....	Signed by the San Diego Padres as a minor league free agent, January 29.



YASMANI GRANDAL

CATCHER

12

GRANDAL

BATS/THROWS: S/R
OPENING DAY AGE: 24

BORN: November 8, 1988 in Havana, CUB

RESIDENCE: Peoria, AZ

ACQUIRED: From CIN along with RHPs Edinson Volquez and Brad Boxberger and INF Yonder Alonso in exchange for RHP Mat Latos, December 17, 2011

CONTRACT STATUS: Signed through 2013

HEIGHT/WEIGHT: 6-2/214
SERVICE TIME: 0.115

CAREER

2012: Made his Major League debut for the Padres, hitting .297 (57-for-192) with seven doubles, one triple, eight home runs, 36 RBI and 28 runs scored in 60 games played...split the season between SD and Triple-A Tucson.

- ◆ Began the season with Tucson, hitting .335 (65-for-194) with 18 doubles, six home runs, 35 RBI and 40 runs scored in 56 games for Tucson.
- ◆ First recalled from Tucson on 6/1 and made his Major League debut on 6/2 vs. ARI as a defensive replacement at C, going 0-for-1 in his lone plate appearance of that game...optioned back to Tucson the following day on 6/3.
- ◆ Recalled for a second and final time on 6/30, making the start that day at COL...collected his first two Major League hits in the game as home runs from opposite sides of the plate, becoming the first player in Major League history to homer from both sides of the plate in the same game for his first two career hits (ELIAS).
- ◆ Also on 6/30 at COL, became the second player in Padres history to homer twice in his first Major League start (also, Keith Lockhart on 4/8/94 vs. FLA).
- ◆ Collected his third career hit as a home run on 7/2 at ARI, becoming just the seventh player since 1900 whose first three hits were home runs (ELIAS).
- ◆ Collected his first career pinch-hit two games later on 7/4 at ARI, a two-run homer in the eighth inning.
- ◆ His home run on 7/4 at ARI was his fourth in his first six games with the Padres...became just the fourth player since 1900 to hit four home runs in his first six Major League games and first since Mike Jacobs did so in 2005 for the Mets.
- ◆ Hit a bases-clearing triple on 7/27 at MIA, the first by a catcher in the Majors in 2012 and first by a Padres catcher since Benito Santiago on 7/19/89 vs. PIT (ELIAS).
- ◆ Started 52 games behind the plate, with the Padres going 31-21 in his starts.
- ◆ Placed on the 15-day DL on 7/31 with a strained oblique...reinstated from the DL on 8/17 after a minor league rehab stint with Single-A Lake Elsinore.
- ◆ Named the No. 2 prospect in the Padres' organization by *Baseball America* as well as No. 53 on *Baseball America's* Top-100 Prospects list heading into the season.
- ◆ Selected to the World Roster of the 2012 All-Star Futures Game, but did not participate after being called up on 6/30.

QUICK HIT

- ◆ Teammates with Yonder Alonso and Jason Haggerty on the 2008 Miami Hurricanes that were the No. 1 seed in that year's College World Series.
- ◆ Born in Cuba and moved to the United States at the age of 10.

2011: Moved quickly through the minors, appearing for Single-A Bakersfield, Double-A Carolina and Triple-A Louisville over the course of the season.

- ◆ Entered the 2011 season ranked as the No. 6 prospect in the Reds organization and the 2012 season as the No. 2 prospect in the Padres organization by *Baseball America*.
- ◆ Combined to hit .305 with 31 doubles, 14 home runs, 68 RBI and 69 runs scored in 105 minor league games.
- ◆ Began the season at Bakersfield and was promoted to Carolina on 6/23...promoted to Louisville on 8/31.
- ◆ Spent time on Carolina's DL from 8/9-15 with a concussion.

2010: Assigned to the AZL Reds after signing on 8/16.

- ◆ Played in just eight games during his first professional season.
- ◆ Was recalled (not to report) late in the season, earning 16 days of service time.



PLAYERS

PERSONAL

Yasmani Grandal (gran-DAHL)...born in Cuba and moved to the United States at the age of 10...a 2007 graduate of Miami Springs (FL) High School, where he was named the *Miami Herald's* 2007 Class 6A Player of the Year...also named an AFLAC High School All-American and a second team ABCA/Rawlings High School All-American...played at the University of Miami, where he was the ACC Player of the Year and semifinalist for the USA Baseball Golden Spikes Award, the Johnny Bench Award and the Dick Howser Trophy...also named a first-team All-American by the National Collegiate Baseball Writers Association, *Baseball America*, Yahoo! Sports and Louisville Slugger...originally signed by Reds' scouts Tony Arias and Miguel Machado.

YASMANI GRANDAL'S CAREER BATTING RECORD

YR	CLUB	AVG	G	AB	R	H	2B	3B	HR	RBI	SH	SF	HP	BB	SO	SB	CS	OBP	SLG
2010	AZL Reds	.286	8	28	4	8	1	0	0	1	0	0	1	4	4	0	1	.394	.321
2011	Bakersfield	.296	56	206	47	61	14	0	10	40	0	3	1	41	57	0	0	.410	.510
	Carolina	.301	45	156	20	47	15	0	4	26	0	1	2	13	39	0	1	.360	.474
	Louisville	.500	4	12	2	6	2	0	0	2	0	0	1	5	1	0	0	.667	.667
2012	Lake Elsinore	.000	2	7	0	0	0	0	0	0	0	0	0	1	3	0	0	.125	.000
	Tucson	.335	56	194	40	65	18	0	6	35	0	2	2	37	35	0	0	.443	.521
	SAN DIEGO	.297	60	192	28	57	7	1	8	36	0	2	1	31	39	0	0	.394	.469
	Major League Totals	.297	60	192	28	57	7	1	8	36	0	2	1	31	39	0	0	.394	.469
	Minor League Totals	.310	171	603	113	187	50	0	20	104	0	6	7	101	139	0	2	.411	.493

CAREER FIELDING

POSITION	PCT.	G	PO	A	E	TC	DP
Catcher	.988	55	386	38	5	429	2
Career Total	.988	55	386	38	5	429	2

SINGLE-GAME HIGHS

HITTING STREAK.....Seven games, September 26 - October 2, 2012
 HITS.....2, 17 times, last October 1, 2012 at Milwaukee
 DOUBLES.....1, seven times, last September 21, 2012 at San Francisco
 HOME RUNS.....2, June 30, 2012 at Colorado
 RBI.....3, four times, last August 27, 2012 vs. Atlanta
 RUNS SCORED.....2, four times, last August 26, 2012 at Arizona
 WALKS.....3, twice, last September 14, 2012 vs. Colorado
 STRIKEOUTS.....3, September 18, 2012 at Arizona
 CAREER MULTI-HOME RUN GAMES (1)....June 30, 2012 at Colorado
 CAREER GRAND SLAMS.....None
 CAREER PINCH-HIT HOME RUNS (1).....July 4, 2012 at Arizona

CAREER TRANSACTIONS

2007.....Selected by the Boston Red Sox in the 27th round of the First-Year Player Draft (did not sign).
 2010.....Signed by the Cincinnati Reds as a first-round selection (12th overall) in the First-Year Player Draft
 2011.....Acquired by the San Diego Padres along with RHPs Edinson Volquez and Brad Boxberger and INF Yonder Alonso in exchange for RHP Mat Latos, December 17.

PLAYERS



LUKE GREGERSON

RIGHT-HANDED PITCHER

57

GREGERSON

BATS/THROWS: L/R
OPENING DAY AGE: 28
BORN: May 14, 1984 in Park Ridge, IL
RESIDENCE: Chicago, IL
ACQUIRED: From STL, March 23, 2009, completing the trade of INF Khalil Greene in exchange for RHP Mark Worrell, December 4, 2008
CONTRACT STATUS: Signed through 2013

HEIGHT/WEIGHT: 6-3/201
SERVICE TIME: 4.000

CAREER

2012: Posted a career-best 2.39 ERA (19 ER/71.2 IP) and a career-high nine saves over 77 outings for the Padres.

- ◆ His 77 games were tied for sixth-most among all NL relievers.
- ◆ In 43 relief appearances at home, went 1-0 with a 1.49 ERA (7 ER/42.1 IP) and a .179 (26-for-145) opponents batting average, with five saves in six opportunities.
- ◆ After the All-Star Break, posted a 1.10 ERA (4 ER/32.2 IP) and a .189 (23-for-122) opponents batting average with nine saves in 10 opportunities over 35 outings...in the first half, was 2-0 with a 3.46 ERA (15 ER/39.0 IP) over 42 outings.
- ◆ Posted a career-best 23.0 scoreless inning streak from 7/4-8/27, the longest streak by a Padre in 2012 and longest since RHP Kevin Correia posted a 23.1 scoreless inning streak in 2009.
- ◆ Worked scoreless ball in 65 of his 77 outings total on the season.
- ◆ Converted eight of nine save opportunities over a 10-game stretch from 8/26-9/15, with his only blown save and the Padres only loss in that span on 9/3 at LAD.
- ◆ Converted his ninth save of the season on the Padres last game of the year 10/3 at MIL.
- ◆ Allowed seven home runs total on the year, with five of those coming in a 19-game stretch from 5/14-6/25 in which he posted a 5.19 ERA (10 ER/17.1 IP)...following that span, went on to post a 1.17 ERA (5 ER/38.1 IP) and a .190 (27-for-142) opponents average from 6/26 through the end of the season.
- ◆ Recorded 72 strikeouts in his 71.2 innings pitched for a perfect 9.0 strikeouts per 9.0 IP ratio, the second-most strikeouts among Padre relievers in 2012.
- ◆ Honored with the Darrel Akerfelds Bullpen Award following the season, given annually to the most outstanding member of the Padres bullpen as voted on by his peers.

QUICK HIT

- ◆ Selected to play for Team USA in the 2013 World Baseball Classic.
- ◆ Set Major League record with 40 holds in 2010, passing previous mark of 36. Former teammate Mike Adams also passed the previous record and finished with 38 holds in 2010.
- ◆ Prior to his Major League career, worked as an actor and model.

2011: Made 61 relief appearances for the Padres, including 11 games finished.

- ◆ Worked scoreless ball in 48 of his 61 outings.
- ◆ Missed 25 games while on the disabled list from 6/9-7/5 with a strained oblique.
- ◆ Posted a 4.01 ERA (11 ER/24.2 IP) in his 30 home games and 1.74 ERA (6 ER/31.0 IP) in 31 games on the road.
- ◆ Held right-handed hitters to a .225 average (29-for-129) while allowing a .329 average (28-for-85) average to lefties.
- ◆ Tallied 16 holds and allowed seven of 29 inherited runners to score (24 percent).

2010: Made a career-high and team-leading 80 appearances for the Padres, tied for the fourth most outings among National League pitchers...also tied with Cla Meredith (2007) for the third most outings for a Padre pitcher in franchise history.

- ◆ Set a new Major League record with 40 holds in 2010...broke the previous record of 36, held by Scott Linebrink (2006) and Tom Gordon (2004), on 9/22 at LAD.
- ◆ Worked scoreless ball in 63 of his 80 outings and hitless ball in 48 outings.
- ◆ Retired 26 consecutive batters from 4/14-27, setting a new Padres record (previous: 24 by Craig Lefferts in 1984).
- ◆ Did not allow a walk to 110-straight batters faced from 4/14-6/18, the longest streak for a reliever in Padre history and longest in the Majors for a reliever since Jonathan Papelbon (BOS) went 127-straight in 2008.
- ◆ After allowing three runs on 0.1 IP in his first outing of the season, went 1-1 with a 0.55 ERA (2 ER/33.0 IP), a .084 (9-for-107) opponents batting average and 40 strikeouts against just one walk (intentional) over his next 29 outings from 4/10-6/12.
- ◆ Posted a season-high 16.1-inning scoreless streak from 4/15-5/11, the second longest of his career (18.0-innings, 8/16-9/20/09).
- ◆ Averaged 14.1 pitches per inning pitched, the third lowest average among all Major League relievers.
- ◆ His .170 (47-for-276) opponents batting average on the season was fourth lowest among all NL relievers...held right-handed hitters to a .162 (25-for-154) mark while lefties hit at a .180 (22-for-122) clip.
- ◆ Had a 2.14 ERA (10 ER/42.0 IP) and a .146 (21-for-144) opponents batting average in 39 outings at home, against a 4.46 ERA (18 ER/36.1 IP) and a .197 (26-for-132) opponents average in 41 outings on the road.
- ◆ Allowed the first home run of his career at Petco Park on 5/14 vs. LAD (Matt Kemp), snapping a streak of 45 career outings (51.1 IP) without allowing a home run at home.



PLAYERS

2009: Acquired from the Cardinals 3/23 to complete the deal that sent Khalil Greene to St. Louis...made his Major League debut and appeared in a team-high 72 games.

- ◆ Worked scoreless ball in 57 of 72 appearances.
- ◆ Recorded two significant scoreless innings streaks, working 12.1 shutout frames 5/13-30 and a career-best 18.0-straight scoreless innings from 8/16-9/20...18.0-inning streak was the longest by a Padres reliever in 2009 and the longest active streak in the Majors at the time.
- ◆ Allowed just three runs at home, posting a 0.65 ERA (3 ER/41.2 IP) in 37 outings...opponents limited to .136 average at Petco Park.
- ◆ Posted a 6.48 ERA (24 ER/33.1 IP) on the road with opponents hitting .307.
- ◆ Placed on the disabled list 6/16 (retroactive to 6/8) with a strained right shoulder and was reinstated 7/6.
- ◆ Struck out 93 compared to 31 walks while limiting opponents to a .221 average...surrendered three home runs, including just one over his final 41 outings.
- ◆ Ranked among all NL relievers in innings (9th), strikeouts (T3rd) and holds (T2nd, 27).
- ◆ Ranked among NL rookie relievers in games (2nd), innings (2nd), strikeouts (1st), holds (1st), ERA (5th) and opponent average (6th).
- ◆ Allowed just five of 27 inherited runners to score (18.5 percent).
- ◆ Recorded his first Major League save 9/24 at COL, working 1.2 scoreless innings.
- ◆ Ranks on the Padres all-time rookie reliever lists in games (4th), innings (T10th) and holds (2nd).

2008: Pitched the entire season for Double-A Springfield in the Cardinals organization...named to the Texas League All-Star Game.

- ◆ Went 7-6 with 10 saves and a 3.35 ERA (28 ER/75.1 IP) in 57 relief appearances for Springfield...struck out 78 compared to 26 walks.
- ◆ Allowed just two earned runs in 22.0 IP (0.82 ERA) spanning 19 outings for Margarita in the Venezuelan Winter League.

2007: 53 games pitched for Rookie-level Palm Beach were second most in the Florida State League.

- ◆ Ranked third in the FSL with 29 saves, 43 games finished and average runners allowed per 9.0 IP (8.86)...opponents batted .183 against him, ranking him third among all relievers.
- ◆ Named Pitcher of the Game at the FSL All-Star Game as he struck out the only two batters he faced...named an FSL Postseason All-Star.
- ◆ Named the Cardinals Pitcher of the Month for August, as he did not allow a run over 13.2 IP spanning 12 appearances while going nine-for-nine in save opportunities.

2006: Split the season between Rookie-level Johnson City and Single-A State College...converted nine save opportunities between the two stops.

- ◆ With five saves and a 3.86 ERA (7 ER/16.1 IP) in 15 relief appearances for Johnson City...struck out 24 compared to six walks.
- ◆ 6-1 with four saves and a 1.72 ERA (3 ER/15.2 IP) in 12 relief appearances for State College...struck out 22 compared to nine walks.
- ◆ Did not allow a home run in 32.0 combined innings.

PLAYERS

PERSONAL

Lucas John Gregerson...attended St. Xavier University in Chicago, IL and Morton High School in Morton, IL.

LUKE GREGERSON'S CAREER PITCHING RECORD

YR	CLUB	W-L	ERA	G	GS	CG	SHO	SV	IP	H	R	ER	HR	HB	BB	SO	WP	BK
2006	Johnson City	0-1	3.86	15	0	0	0	5	16.1	14	10	7	0	1	6	24	4	2
	State College	6-1	1.72	12	0	0	0	4	15.2	9	5	3	0	0	9	22	5	0
2007	Palm Beach	3-4	1.97	53	0	0	0	29	64.0	42	14	14	0	1	20	69	5	1
	Springfield	0-0	0.00	1	0	0	0	0	1.0	1	0	0	0	0	0	3	0	0
2008	Springfield	7-6	3.35	57	0	0	0	10	75.1	62	32	28	6	3	26	78	5	1
2009	SAN DIEGO	2-4	3.24	72	0	0	0	1	75.0	62	29	27	3	3	31	93	4	0
2010	SAN DIEGO	4-7	3.22	80	0	0	0	2	78.1	47	30	28	8	1	18	89	0	0
2011	Tucson	0-0	20.25	2	0	0	0	0	1.1	3	3	3	0	0	2	2	0	0
	SAN DIEGO	3-3	2.75	61	0	0	0	0	55.2	57	23	17	2	2	19	34	2	0
2012	SAN DIEGO	2-0	2.39	77	0	0	0	9	71.2	57	19	19	7	3	21	72	3	0
Major League Totals		11-14	2.92	290	0	0	0	12	280.2	223	101	91	20	9	89	288	9	0
Minor League Totals		16-12	2.85	140	0	0	0	48	173.2	131	64	55	6	5	63	198	19	4

2012 AND CAREER BATTING RECORD

YR	CLUB	AVG	G	AB	R	H	2B	3B	HR	RBI	SH	SF	HP	BB	SO	SB	CS	OBP	SLG
2012	SAN DIEGO	.000	77	1	0	0	0	0	0	0	0	0	0	0	1	0	0	.000	.000
Major League Totals		.000	285	2	0	0	0	0	0	0	1	0	0	0	1	0	0	.000	.000

CAREER FIELDING

POSITION	PCT.	G	PO	A	E	TC	DP
Pitcher	.966	290	26	59	3	88	2

SINGLE-GAME HIGHS

INNINGS PITCHED.....3.0, May 16, 2009 vs. Cincinnati
 LOW-HIT COMPLETE GAME.....None
 STRIKEOUTS.....4, twice, last June 23, 2010 at Tampa Bay
 MOST HITS ALLOWED.....4, five times, last May 28, 2012 at Chicago (NL)
 MOST RUNS ALLOWED.....5, July 14, 2011 vs. San Francisco
 MOST WALKS ALLOWED.....3, twice, last July 14, 2011 vs. San Francisco
 MOST HOME RUNS ALLOWED.....2, May 14, 2012 at Washington
 CAREER WINNING STREAK.....Two games, three times, last May 19, 2012 - current
 CAREER 10-STRIKEOUT GAMES.....None
 CAREER HOME RUNS HIT.....None

CAREER TRANSACTIONS

2006.....Signed by the St. Louis Cardinals as a 28th-round selection in the First-Year Player Draft.
 2009.....Acquired by the San Diego Padres to complete December 4, 2008 trade of Khalil Greene in exchange for Mark Worrell and a player to be named, March 23.

GREGERSON



JESUS GUZMAN

INFIELDER/OUTFIELDER

15

BATS/THROWS: R/R
OPENING DAY AGE: 28
BORN: June 14, 1984 in Sucre, VEN
RESIDENCE: Caracas, VEN
ACQUIRED: Signed as a minor league free agent on January 6, 2011
CONTRACT STATUS: Signed through 2013

HEIGHT/WEIGHT: 6-1/201
SERVICE TIME: 1.151

CAREER

2012: In his first full Major League season, set career-highs in several offensive categories including games played (120), home runs (nine), RBI (48) and walks (29).

- ◆ Made his first career Opening Day roster for the Padres.
- ◆ Started a career-high 65 games, including 43 in LF, 14 at 1B, seven in RF and one as the DH.
- ◆ Hit .303 (37-for-122) with six home runs against left-handed pitching, while hitting .206 (34-for-165) with three homers off right-handers.
- ◆ Over 27 games in May he hit .292 (19-for-65).
- ◆ In the pinch, he hit .256 (11-for-43) with three doubles and two home runs on 6/1 vs. ARI and 7/3 at ARI.
- ◆ Had his first career multi-homer game on 7/25 at SF.

2011: Had his contract selected from Triple-A Tucson on 6/16 and spent the remainder of the season in the Big Leagues, seeing his first significant stretch of time in the Majors...led the team in doubles and RBI while ranking second in hits and batting average from the time of his call-up through the end of the campaign.

- ◆ Made 62 starts for San Diego, including 52 at first base, six in left field and four as designated hitter.
- ◆ His .312 batting average ranked as the 13th-best in the National League from 6/16 through the end of the season (min. 250 PA).
- ◆ Hit .346 (37-for-107) at home, .373 (41-for-110) with runners on base, .431 (28-for-65) with runners in scoring position and .444 (12-for-27) with RISP and two outs...average with RISP led all qualifying NL hitters over his stretch in the Majors.
- ◆ Hit his first Big League homer 6/24 vs. ATL as a pinch-hitter.
- ◆ Collected two four-RBI games (7/16 vs. SF; 7/20 at FLA) and three three-hit games (7/20 at FLA; 8/31 at LAD; 9/4 vs. COL).
- ◆ Prior to joining the Padres, hit safely in 51 of his 63 games with Tucson...tallied multiple hits in 24 of those games and recorded an extra-base hit in 26 games.

2010: Played entire campaign at Triple-A Fresno, batting .321 (143-for-445) with 28 doubles, one triple, 18 homers and 72 RBI in 125 games.

- ◆ Played first base, third, left field, right and served as designated hitter.
- ◆ Hit .352 (69-for-196) with 20 doubles, one triple, eight home runs and 39 RBI the second half of the season.
- ◆ Batted .357 (25-for-70) in June, .342 (25-for-73) in July and .336 (39-for-116) in August...drove in 23 runs in August.
- ◆ Finished the season by batting .448 (30-for-67) over his final 17 games, hitting safely in 16 contests.
- ◆ Had 39 multi-hit games...had season-high four hits twice, 8/30 at Salt Lake and 9/6 vs. Tacoma.
- ◆ Hit .321 (45-for-140) with runners in scoring position.

2009: Reached the Majors for the first time after being invited to Major League Spring Training for the first time in his career.

- ◆ Made three starts for SF (two at first base and one as DH)...went 3-for-9 (.333) as pinch-hitter.
- ◆ Had his contract purchased from Fresno 5/21 and made his Major League debut that night in SD, going 0-for-1 as pinch-hitter, then remaining in the game at first base.
- ◆ Made his first Major League start next day in SEA as designated hitter.
- ◆ Recorded his first Big League hit 5/23 at SEA with single off Miguel Batista in seventh inning...appeared in just one more game before being optioned to Triple-A 5/26.
- ◆ Was recalled for second time 7/27 and appeared in just three games...made third and final stint with Big League club when rosters expanded in September and had three pinch-hits in five at-bats.
- ◆ Spent majority of season at Triple-A where he batted .321 (145-for-452) with 26 doubles, five triples, 16 HR and 71 RBI in 115 games for Grizzlies...his .321 average was fifth-best in PCL.
- ◆ Minor league's hottest hitter in month of May, hitting safely in 19 of 21 games at .472 (42-for-89) with three HR and 22 RBI in 21 games....472 clip was highest among all minor league players.
- ◆ Recorded six-straight multi-hit games from 5/8-13 and had 43 overall...hit .400 (38-for-95) in 23 July contests.
- ◆ Reeled off season and team-high 27-game hitting streak from 6/28-8/5...batted .384 (43-for-112) with three HR and 13 RBI during stretch.

PLAYERS

2008: Combined to hit .349 (145-for-415) with 17 HR and 88 RBI in 100 games between Rookie-level A's, Double-A Midland and Triple-A Sacramento in his second season with Oakland's organization.

- ◆ Led Texas League with .364 average, although did not record enough plate appearances to qualify for leadership... however, was recognized based on guidelines of Rule 10.22(a)...was named Texas League mid-season All-Star, third time being named to minor league All-Star squad.
- ◆ Earned Texas League Player of Week honors twice for weeks ending 4/13 and 4/27.
- ◆ Following season, played for Caracas of Venezuelan Winter League and was named MVP of league, earning 42 of 45 first place votes...broke 35-year-old VWL record with 67 RBI and established most RBI by Venezuelan-born hitter when he surpassed Bo Diaz's record of 57 RBI in 1978.
- ◆ Ranked fifth in league with a .349 batting average and third with 13 HR in 61 games...also led league with 81 hits, 48 runs and 143 total bases.

2007: Named to California League post-season All-Star team after batting .301 with professional highs in runs, doubles, triples, home runs and RBI.

- ◆ Among CL leaders, finished second in HR, RBI, extra base hits (68) and total bases (279), third in doubles, fourth in hits and fifth in runs and at-bats.
- ◆ Was overall minor league leader in RBI, extra base hits and runs scored...named Cal League Player of Week for 8/27...reached base in 36 consecutive games 5/14-6/26 for sixth-longest on-base streak in league.

2006: Spent second season with Double-A San Antonio, appearing in 115 games.

- ◆ Recorded season-high eight-game hit streak 4/26-5/4, hitting .464 (13-for-28).
- ◆ Had 30 multi-hit contests, including season-best three hits on three occasions...hit five of his nine HR and had 30 of his 55 RBI combined in May and June,
- ◆ Played for Lara in Venezuelan Winter League, batting .095 (2-for-21) in 15 games.

2005: Named a member of Texas League mid-season All-Star team.

2004: Spent his first full season at the Single-A level in the California League with Inland Empire, hitting .310 (137-for-442) over a career-high 114 games.

- ◆ Also knocked in a career-high 71 runs and 35 doubles for Inland Empire.
- ◆ Finished ninth in the California League with a .310 average.
- ◆ Hit .336 (112-for-333) against right-handed pitchers and .229 (25-for-109) against left-handers.

2003: Hit .359 (74-for-206) with 25 multi-hit games in 56 contests with VSL Aguirre.

- ◆ Named Aguirre's Most Valuable Player by Seattle organization...participated in Mariners' Arizona Instructional League...played for Lara in VWL.

PERSONAL

Jesus Antonio Guzman...attended L. Beltran Sanabria College...originally signed by Mariners' scouts Jose Moreno and Jesus Salazaar.



YR	CLUB	AVG	G	AB	R	H	2B	3B	HR	RBI	SH	SF	HP	BB	SO	SB	CS	OBP	SLG
2001	VZL Aguirre	.139	40	108	12	15	2	0	0	8	0	0	0	18	37	4	3	.157	.262
2002	VZL Aguirre	.280	59	225	32	63	12	2	4	24	2	1	10	13	30	6	7	.404	.345
2003	VZL Aguirre	.359	56	206	46	74	14	2	5	31	1	1	6	29	27	8	7	.519	.450
2004	Inland Empire	.310	114	442	80	137	35	3	6	71	3	4	6	57	105	9	8	.393	.443
2005	San Antonio	.258	119	453	61	117	18	8	9	53	11	1	4	45	101	6	11	.330	.393
2006	San Antonio	.257	115	408	57	105	18	3	9	55	9	4	4	46	74	7	3	.335	.382
2007	High Desert	.301	130	518	102	156	38	5	25	112	6	3	8	50	85	3	3	.370	.539
2008	Athletics	.467	5	15	2	7	3	0	1	3	0	0	2	0	1	1	0	.529	.867
	Midland	.364	80	341	57	124	21	2	14	76	1	1	0	33	56	5	2	.419	.560
	Sacramento	.237	15	59	5	14	2	0	2	9	1	1	0	4	13	0	2	.281	.373
2009	Fresno	.321	115	452	75	145	26	5	16	71	1	3	7	37	82	0	2	.379	.507
	SAN FRANCISCO	.250	12	20	0	5	0	0	0	0	0	0	0	0	3	0	0	.250	.250
2010	Fresno	.321	125	445	66	143	28	1	18	72	3	3	3	38	68	6	4	.376	.510
2011	Tucson	.332	63	244	40	81	22	1	8	57	2	1	5	34	42	4	4	.423	.529
	SAN DIEGO	.312	76	247	33	77	22	2	5	44	0	1	1	22	43	9	2	.369	.478
2012	SAN DIEGO Totals	.247	120	287	32	71	18	2	9	48	1	2	2	29	71	3	3	.319	.418
Major League Totals		.276	208	554	65	153	40	4	14	92	1	3	3	51	117	12	5	.339	.439
Minor League Totals		.302	1036	3916	635	1181	239	32	117	642	40	23	55	404	721	59	57	.373	.469

POSITION	PCT.	G	PO	A	E	TC	DP
First Base	.993	75	506	47	4	557	37
Outfield	.981	65	98	4	2	104	1
Second Base	1.000	4	0	1	0	1	0
Career Total	.991	145	604	52	6	662	38

HITTING STREAK.....	12 games, July 30 - August 11, 2011
HITS	3, four times, last July 25, 2012 at San Francisco
DOUBLES	2, twice, last August 30, 2011 at Los Angeles (NL)
HOME RUNS.....	2, July 25, 2012 at San Francisco
RBI.....	4, twice, last July 20, 2011 at Florida
RUNS SCORED	3, July 25, 2012 at San Francisco
WALKS	2, four times, May 7, 2012 vs. Colorado
STRIKEOUTS.....	3, six times, last June 7, 2012 vs. San Francisco
CAREER MULTI-HOME RUN GAMES (1).....	July 25, 2012 at San Francisco
CAREER GRAND SLAMS	None
CAREER PINCH-HIT HOME RUNS (3).....	June 24, 2011 vs. Atlanta June 1, 2012 vs. Arizona July 3, 2012 at Arizona

2000.....Signed by the Seattle Mariners as a non-drafted free agent, July 2.
2007.....Signed by the Oakland Athletics as a minor league free agent, December 2.
2008.....Signed by the San Francisco Giants as a minor league free agent, November 18.
2010.....Signed by the San Diego Padres as a minor league free agent, November 20.

PLAYERS



JEDD GYORKO
INFIELDER

68

GYORKO

BATS/THROWS: R/R
OPENING DAY AGE: 24

HEIGHT/WEIGHT: 5-10/210
SERVICE TIME: 0.000

BORN: September 23, 1988 in Morgantown, WV

RESIDENCE: Morgantown, WV

ACQUIRED: Signed as a second-round selection in the 2010 First-Year Player Draft

CONTRACT STATUS: Signed through 2013

NON-ROSTER INVITEE

CAREER

2012: Spent the majority of the season with Triple-A Tucson, combining to hit .311 (155-for-499) with 30 home runs and 100 RBI in 126 games between Tucson and Double-A San Antonio.

- ◆ Began the season with San Antonio and was transferred to Tucson on 5/17 after hitting .262 (34-for-130) with six home runs and 17 RBI in 34 games for the Missions.
- ◆ Got off to a slow start with the Missions, hitting .196 (9-for-46) through his first 13 games of the year before hitting .298 (25-for-84) over his final 21 games with San Antonio.
- ◆ In 92 games for Tucson, hit .328 (121-for-369) with 24 doubles, 24 home runs, 83 RBI and 62 runs scored with a .380 on-base percentage and .588 slugging percentage.
- ◆ From the time of his promotion to Tucson on 5/17 through the end of the regular season, his 83 RBI led all players at the Triple-A level, while his 24 home runs ranked tied for second-most.
- ◆ His 30 homers total on the season ranked tied for sixth-most among all minor league players in 2012.
- ◆ Despite playing in just 92 games with Tucson, his 24 home runs ranked tied for fourth-most in the Pacific Coast League while his 83 RBI ranked sixth-most...his .588 slugging percentage ranked third-best in the PCL.
- ◆ With Tucson, hit .354 (34-for-96) against left-handed pitchers and .319 (87-for-273) off right-handers.
- ◆ Over 27 games in June with Tucson, hit .368 (42-for-114) with 12 doubles, five home runs and 27 RBI.
- ◆ Named the No. 7 prospect in the Padres organization by *Baseball America* heading as well as No. 98 on *Baseball America's* Top-100 Prospects list, prior to the start of the season.
- ◆ Named a Triple-A All-Star by *Baseball America* following the season.

2011: Split the season between Single-A Lake Elsinore (81 games) and Double-A San Antonio (59 games), combining to hit .333 (192-for-576) with 47 doubles, two triples, 25 home runs, 114 RBI and 119 runs scored.

- ◆ Named to the California League mid-season All-Star team, leading the league in average and OBP while ranking second in SLG.
- ◆ Overall on the season, he hit safely in 112 of his 140 games (67 of 81 with LE; 45 of 59 with SA), recording 55 multi-hit games...tallied 36 two-hit games, 14 three-hit games, four four-hit games and one five-hit game.
- ◆ Recorded an extra-base hit in 59 of his games, with a total of 74 extra-base hits on the year.
- ◆ Named the No. 7 prospect in the Padres organization by *Baseball America*, following the season.
- ◆ Played in the Arizona Fall League following the regular season, hitting .437 (31-for-71) with a .500 OBP and .704 SLG for the Peoria Javelina.

2010: Split his first professional season between Short-A Eugene and Single-A Fort Wayne.

- ◆ Combined to hit .302 (81-for-268) with 17 doubles, seven home runs, 41 RBI and 35 runs scored in 68 games...posted a .372 OBP and .444 SLG between the two teams.

QUICK HIT

- ◆ A four-time All-Conference and three-time All-State baseball player at University High School in Morgantown (WV), he was also named first-team All-State in basketball.
- ◆ Attended West Virginia University, where his older brother had started at linebacker for the Mountaineers football program.



PLAYERS

PERSONAL

Jedd Lindon Gyorko (JERK-oh)...married to Karley...played his prep ball at University High School in Morgantown, WV...four-time All-Conference and three-time All-State player...helped lead his team to state championships in 2004 and 2007...also played basketball in high school and was named first-team All-State...played collegiately at West Virginia University, where he was named to the Athletic Director's Academic Honor Roll and was a Big East Academic All-Star...left WVU as the school's all-time leader with a .404 batting average, 73 doubles, 113 extra-base hits and tied for first with 52 career home runs...signed by Padres' scout Andrew Salvo.

JEDD GYORKO'S CAREER BATTING RECORD

YR	CLUB	AVG	G	AB	R	H	2B	3B	HR	RBI	SH	SF	HP	BB	SO	SB	CS	OBP	SLG
2010	Eugene	.330	26	106	16	35	6	0	5	18	0	0	0	9	26	1	1	.383	.528
	Fort Wayne	.284	42	162	19	46	11	0	2	23	0	0	2	19	31	1	0	.366	.389
2011	Lake Elsinore	.365	81	340	78	124	35	2	18	74	0	2	2	38	64	11	3	.429	.638
	San Antonio	.288	59	236	41	68	12	0	7	40	0	2	1	26	50	1	0	.358	.428
2012	San Antonio	.262	34	130	18	34	4	0	6	17	0	0	2	17	27	1	1	.356	.431
	Tucson	.328	92	369	62	121	24	0	24	83	0	5	0	34	68	4	3	.380	.588
Minor League Totals		.319	334	1343	234	428	92	2	62	255	0	9	7	143	266	19	8	.385	.529

CAREER TRANSACTIONS

2010.....Signed by the San Diego Padres as a second-round selection in the First-Year Player Draft.

PLAYERS



JASON HAGERTY

CATCHER

75

HAGERTY

BATS/THROWS: S/R
OPENING DAY AGE: 25

HEIGHT/WEIGHT: 6-3/230
SERVICE TIME: 0.000

BORN: September 13, 1987 in St. Louis, MO

RESIDENCE: St. Louis, MO

ACQUIRED: Signed as fifth-round selection in the 2009 First-Year Player Draft

CONTRACT STATUS: Signed through 2013

NON-ROSTER INVITEE

CAREER

2012: Spent the majority of the season with Double-A San Antonio, appearing in 72 games total for the Missions.

- ◆ Began the season with San Antonio and hit .200 (20-for-100) over his first 30 games before landing on the seven-day DL on 5/22.
- ◆ Reinstated from the DL on 6/1 and hit .407 (11-for-27) over eight games with the Missions before landing back on the DL on 6/10.
- ◆ Played in five games with Short-Season Eugene in July.
- ◆ After returning to San Antonio on 7/7, hit .276 (21-for-76) over a 21-game stretch before landing on the DL a third time on 8/4...reinstated on 8/13 and hit .209 (9-for-43) to finish up the season.

QUICK HIT

- ◆ Teammates with Yonder Alonso and Yasmani Grandal on the 2008 Miami Hurricanes that were the No. 1 seed in that year's College World Series.

2011: Appeared in a combined 104 games, splitting his time between Single-A Lake Elsinore (68 games) and Double-A San Antonio (36 games).

- ◆ Combined to hit .284 (110-for-387) with 31 doubles, three triples, nine home runs, 65 RBI and 68 runs scored.
- ◆ Began the season with Lake Elsinore before earning a promotion to San Antonio on 7/14.
- ◆ Played almost exclusively as catcher for the Storm before splitting his time at Double-A between catcher and first base.

2010: Played the entire season at Single-A Fort Wayne, where he was a Midwest League postseason All-Star.

- ◆ Was second among all Padres minor league players with a .302 batting average (130-for-431).
- ◆ Ranked among the Midwest League leaders in walks (T5th, 88), on-base percentage (1st, .423) and slugging percentage (6th, .494).
- ◆ Hit .374 (37-for-99) with four home runs and 10 RBI vs. left-handers...average was .280 (93-for-332) with 10 homers and 54 RBI vs. right-handed pitchers.
- ◆ Batted .322 (73-for-227) with four homers and 36 RBI at home...blasted 10 road homers.
- ◆ Picked up down the stretch, hitting .394 (37-for-94) in July and .358 (34-for-95) in August.
- ◆ Overall in the second half of the season, hit .351 (78-for-222) with nine homers and 37 RBI...also had 37 RBI the first half.
- ◆ Batted .313 (63-for-201) with runners on base.
- ◆ Batted .364 (4-for-11) with two doubles and an RBI in three Midwest League playoff games.

2009: Began his professional career with a 47-game stint with Single-A Eugene.

- ◆ Hit safely in seven of his first eight contests (.323; 10-for-31).
- ◆ Had a pair of three-hit games during the season...first professional homer on 7/6 at Boise.
- ◆ Played five games at Portland due to injuries at the Triple-A level.

PERSONAL

Jason Timothy Hagerty...played three years at the University of Miami...a St. Louis native, was Missouri's 2006 Gatorade Player of the Year while at St. John Vianney, leading his team to a state championship...signed by Padres' scout Rob Sidwell.

JASON HAGERTY'S CAREER BATTING RECORD

YR	CLUB	AVG	G	AB	R	H	2B	3B	HR	RBI	SH	SF	HP	BB	SO	SB	CS	OBP	SLG
2009	Eugene	.225	47	173	34	39	12	0	6	26	0	1	3	26	47	0	0	.335	.399
	Portland	.133	5	15	3	2	1	0	0	1	0	0	0	2	4	0	0	.235	.200
2010	Fort Wayne	.302	122	431	74	130	35	3	14	74	0	7	8	88	104	2	1	.423	.494
2011	Lake Elsinore	.311	68	257	53	80	25	2	8	47	0	3	7	26	62	3	2	.386	.518
	San Antonio	.231	36	130	15	30	6	1	1	18	2	1	3	14	40	0	1	.318	.315
2012	Eugene	.250	5	16	3	4	1	0	1	2	0	0	0	6	7	0	0	.455	.500
	San Antonio	.248	72	246	30	61	12	0	7	30	0	2	3	35	51	0	0	.346	.382
	Minor League Totals	.273	355	1268	212	346	92	6	37	198	2	14	24	197	315	5	4	.377	.442

CAREER TRANSACTIONS

2009.....Signed by the San Diego Padres as a fifth-round selection in the First-Year Player Draft.

CHASE HEADLEY

INFIELDER



BATS/THROWS: S/R

OPENING DAY AGE: 28

BORN: May 9, 1984 in Fountain, CO

RESIDENCE: Franklin, TN

ACQUIRED: Signed as a second-round selection in the 2005 First-Year Player Draft

CONTRACT STATUS: Signed through 2013

HEIGHT/WEIGHT: 6-2/219

SERVICE TIME: 4.123

CAREER

2012: Enjoyed the best season of his career, finishing fifth among National League Most Valuable Player voting, earning his first career Rawlings Gold Glove and Louisville Silver Slugger awards and unanimously being named the Padres MVP by the San Diego chapter of the Baseball Writers' Association of America (BBWAA) following the season.

- ◆ Set career-highs in several offensive category, including hits (173), home runs (31), RBI (115), runs scored (95), walks (86), OBP (.376), SLG (.498) and OPS (.875)...played in a career-high tying 161 games (2x, also 2010), hit a career-high tying 31 doubles (2x, also 2009) and stole a career-high tying 17 bases (2x, also 2010).
- ◆ Led the NL with 115 RBI, the third-most among all Major League players...just the second Padre in team history to lead the NL in RBI (also, Dave Winfield - 118 RBI in 1979).
- ◆ His 115 RBI ranked tied with Joe Carter (1990) for seventh-most in a season all-time by a Padre.
- ◆ Garnered a Greatness in Baseball Yearly Award (GIBBY) following the season for Breakout Hitter of the Year.
- ◆ Became just the 10th player in Padres history to win a Gold Glove and just the second to win for third base...led all Major League third basemen with 159 starts and 1,397.0 innings played at third base...committed just 10 errors in 424 total chances, the most total chances among all NL third basemen, for a .976 fielding percentage, second-best in the Majors among qualifying third basemen.
- ◆ Also became just the 10th player in Padres history to win a Silver Slugger Award, and just the third to win at third base, joining Ken Caminiti (1996) and Gary Sheffield (1992)...became just the eighth NL third baseman ever to win both the Gold Glove and Silver Slugger in the same season...just the fourth Padre to win both in one season, joining Tony Gwynn (1986-87, 89), Benito Santiago (1988, 90) and Caminiti (1996).
- ◆ Was named Player of the Month twice in 2012, for both August and September.
- ◆ POM award for August was his first career monthly award...first Padre to receive the award since Tony Gwynn in May of 1997...in 28 games total in August, hit .306 (33-for-108) with 10 home runs and 31 RBI, leading all of MLB in RBI that month and ranking tied for the most home runs...just the second player in Padres history to lead MLB in both HR and RBI in any month each team played 10 games with the only other by Caminiti in August of 1996 (ELIAS).
- ◆ Garnered his second-straight POM award in September, becoming just the second Padre in team history to win the award twice in one season with the only other by Ken Caminiti who also won for both August and September in 1996...only other Padre to win multiple monthly awards was Tony Gwynn (five).
- ◆ Over 26 games in September, hit .324 (33-for-102) with nine home runs and 30 RBI, the most RBI among all MLB players in September and tied for the most homers among NL players.
- ◆ According to ELIAS, his back-to-back months with 30-or-more RBI in August and September made him the only player in Padres history to have two months with 30-or-more RBI in the same season.
- ◆ Overall in the second half, hit .308 (89-for-289) with 23 home runs and 73 RBI, leading all MLB in RBI after the All-Star Break...led all NL players in home runs in the second half, ranking second in MLB behind Miguel Cabrera (26).
- ◆ His 23 home runs in the second-half of the season were the second-most ever by a Padre after the All-Star Break, trailing only Ken Caminiti who hit 28 home runs in the second half of the 1996 season.
- ◆ His 73 RBI after the All-Star Break were also the second-most ever by a Padre in the second half trailing only Caminiti's 81 RBI in the second half of 1996.
- ◆ Had 16 games with three-or-more RBI in 2012, the most among all Major League players and most by a Padre since Greg Vaughn had a franchise-record tying 17 such games in 1998 (also, Dave Winfield in 1979)...Ken Caminiti is the only other Padre to have 16 such games, doing so in 1996.
- ◆ Finished with the third-most walks among all National Leaguers (86), trailing Dan Uggla (94) and Joey Votto (94).
- ◆ Started 159 of the Padres 162 games in 2012, all at 3B...started 141 games batting third.
- ◆ Reached base safely (via hit, walk or HBP) in 146 of his 161 games in 2012, setting a new Padres record, passing Tony Gwynn (144 in 1987), according to ELIAS.
- ◆ First hit of the season came on 4/8 vs. LAD, a grand slam...first Padre to hit a GS for his first hit of a season since Aaron Cunningham also did so on 6/15/10 vs. TOR...Headley's second career grand slam (also, 8/5/11 at PIT).
- ◆ Hit his second grand slam of the season on 9/9 vs. ARI, third of his career.

QUICK HIT

- ◆ A 2002 graduate of Fountain-Fort Carson High School in Colorado, where he played both baseball and basketball. He was an all-conference basketball player as well as valedictorian.
- ◆ Just the second player in Padres history to lead the NL in RBI with 115 in 2012 (also, Dave Winfield - 118 RBI in 1979).

- ◆ Had four multi-homer games in 2012, the first four multi-homer games of his career (4/18 at COL, 5/28 at CHI, 8/10 at PIT and 9/7 vs. ARI)...multi-homer game on 8/10 at PIT was his first career game homering from both sides of the plate...four multi-homer games the most in a season by a Padre since 2001 when Ryan Klesko had five and Phil Nevin had four.
- ◆ Homered in three-straight at-bats from 8/10-11 at PIT, tying a club record (9x)...the three home runs on came on three consecutive pitches.
- ◆ Had a season-best 12-game hit streak from 6/26-7/7, batting .298 (14-for-47) over that streak...second-longest hit streak of his career and tied for the longest by a Padre in 2012 (also, Chris Denorfia, 6/6-25).
- ◆ Named National League Player of the Week for 8/6-12, his first career weekly award...hit .333 (8-for-24) with three home runs and 11 RBI that week.
- ◆ Had a career-high tying three doubles on 4/16 at COL (2x, also 9/21/09 at PIT)...tied for the most ever in a game by a Padre (several times).
- ◆ In 81 games at Petco Park, hit .272 (82-for-301) with 13 home runs and 51 RBI, the most RBI by any Padre in a season at Petco...finished tied for the second-most hits (82, also Mark Loretta in 2004) in a season at Petco and finished with the second-most home runs (Adrian Gonzalez - 14 in 2008).
- ◆ Hit his second career walkoff home run on 8/21 vs. PIT in the bottom of the 10th inning (also, 4/16/10 vs. ARI).
- ◆ Collected a career-high six RBI on 9/2 at COL, the most RBI by a Padre since Adrian Gonzalez also had six RBI on 5/19/10 at LAD.
- ◆ On 7/30 at CIN reached base safely (via hit or walk) five times and did not score a run while the team scored 11 total...first Padre ever to reach base safely five times in a game and not score a run while the club scored 10-or-more (ELIAS).

2011: Played in 113 games, making 102 starts at third base...missed 39 games due to a fractured finger on his left hand.

- ◆ Switch-hitter batted .264 (73-for-276) from the left side of the plate and .352 (37-for-105) from the right side of the plate...was a career .240 hitter from the right side prior to the 2011 season.
- ◆ Had a career best 16-game hitting streak from 5/21-6/6, hitting .339 (20-for-59) over that stretch...longest hitting streak by a Padre since Adrian Gonzalez had two 17-game streaks in 2006.
- ◆ Belted his first grand slam while tallying a career-high five RBI 8/5 at PIT.
- ◆ Had a season-high four hits in three games, all on the same road trip (6/13-22)...first Padre to have three games with four-or-more hits on a single road trip and first to do so in any six-game span (6/14, 6/17, 6/20).
- ◆ Placed on the DL due to his injured finger on 8/8 (retroactive to 8/6) and was reinstated 9/19...at the time he was placed on the DL, he led all ML third basemen with a .292 batting average and was tied for third in both walks (51) and doubles (28).

2010: In his second full Major League season, appeared in 161 games, including 156 starts at third base.

- ◆ Finished second on the club (behind Gonzalez) in runs scored, hits, doubles, RBI and walks.
- ◆ Set a career high with 17 steals in 22 attempts...tied for second on the team (with Gwynn, behind Venable)...stole nine bases in his first 31 games without getting caught.
- ◆ Hit at a .285 clip (120-for-421) as a left-handed batter and .217 (41-for-189) as a right-handed batter...hit .289 (91-for-315) on the road and .237 (70-for-295) at home...his better averages both against right-handers and away from Petco Park combined for a .322 (74-for-23) average against righties on the road.
- ◆ 607 of his 610 at-bats came as a third baseman...went 0-for-3 as a pinch-hitter.
- ◆ Hit safely in 26 of his first 31 games, including an eight-game hitting streak to start the season...over the 31-game stretch, hit .325 (40-for-123).
- ◆ Made 13 errors on the season, including five in his first 10 games (.966 fielding percentage)...following the first 10 games, committed just eight errors and posted a .978 fielding percentage.
- ◆ Ranked among top National League third basemen in games played (1st, 158), innings played (1st, 1407.2), total chances (2nd, 388) and assists (2nd, 293)...had the fourth fewest errors among qualifying third basemen.

2009: In his first full Major League season, appeared in 156 games for the Padres while setting career highs in nearly every offensive category.

- ◆ Started in 136 of his 156 games, including 111 in left field and 25 at third base...majority of starts at third came in place of an injured Kevin Kouzmanoff during the second half of the season.
- ◆ Ranked among team leaders in games played (2nd), at-bats (2nd), hits (2nd), doubles (T1st), home runs (T3rd), RBI (3rd), runs scored (3rd), batting average (2nd), on-base percentage (2nd) and slugging percentage (3rd).
- ◆ Hit .305 (91-for-298) on the road as opposed to .208 (51-for-245) at home...28 of his 38 multi-hit games came away from home.
- ◆ Ranked second on the club after the All-Star break with a .293 batting average (76-for-259) and third with a .377 on-base percentage...collected 19 doubles, one triple, four home runs, 31 RBI and 36 runs scored.
- ◆ Switch-hitter batted .270 (98-for-363) from the left-side while hitting .244 (44-for-180) as a righty.
- ◆ Tallied a career-high five hits 9/21 at PIT...finished 5-for-6 with three doubles, one home run, two RBI and two runs scored...11 total bases in the game...also had one four-hit and seven three-hit games in 2009.



PLAYERS

2008: Played in all 91 of the Padres games after his recall from Triple-A Portland 6/17...prior to the season, named No. 1 on *Baseball America's* Padres Top 10 Prospect list and No. 32 among the Top 100 Prospects in baseball...also tabbed best hitter for average in the SD system.

- ◆ Finished among National League rookie leaders in batting average (5th, .269), home runs (T-7th, 9), RBI (T-8th, 38), multi-hit games (7th, 22), runs (9th, 34), hits (T-7th, 89), total bases (6th, 139), doubles (4th, 19), stolen bases (T-10th, 4), walks (T-7th, 30), on-base percentage (8th, .337), slugging percentage (5th, .420), extra-base hits (T-5th, 30) and outfield assists (T-6th, 2)...10-game hit streak tied for third-longest stretch among NL rookies.
- ◆ In 48 road games, hit at a .301 clip (55-for-183).
- ◆ Played 82 games in left field and seven at third base...posted a .969 fielding percentage in left, committing five errors in 163 total chances with two assists in 713.0 innings...one error in 13 total chances in 55.0 frames at third base.
- ◆ Collected first Major League home run and RBI 6/18 at Yankee Stadium.
- ◆ Career-high 10-game hit streak 6/25-7/5, going 10-for-39 (.256)...tallied a nine-game hit streak from 8/5-14, batting .433 (13-for-30) with four doubles, two homers, five RBI and seven runs during that span.
- ◆ Career-high four hits 9/19 at WSH, driving in game-winning run in 14th inning.
- ◆ Chosen as the "Best Batting Prospect" in the Pacific Coast League for the 2008 season in *Baseball America's* annual "Best Tools" survey featured in the publication's 8/25-9/7 issue.
- ◆ Began the season with Portland, hitting .305 (79-for-259) in 65 games before his call-up...played 56 games in left field and eight at third base.
- ◆ In 30 May games, batted .357 (45-for-126) with 10 doubles, seven long balls and 19 RBI, slugging .619 during the month...45 hits in May marked the most for a Portland batter in one month since the team returned to the Pacific Coast League in 2001.

2007: Made his Major League debut in June but spent most of the season with Double-A San Antonio... unanimously named Texas League Player of the Year after leading the league with a .330 average (143-for-433) in 121 games with the Missions...before the season, tabbed as the Padres No. 6 prospect by *Baseball America*.

- ◆ Played in eight games overall between two stints with the Friars.
- ◆ Contract purchased by SD on 6/15 and made Major League debut that day as the starting third baseman in Chicago against the Cubs.
- ◆ Went 3-for-17 (.176) with a double and a run scored in seven games during his first stint with the club from 6/15-27.
- ◆ Notched a pinch-hit single in the 13th inning of the Padres Wild Card tiebreaker at COL on 10/1 after he was recalled 9/25 for his second stint with the Big League club.
- ◆ With San Antonio, also led all Texas League hitters with a .437 on-base percentage and .580 slugging percentage... finished among league leaders in hits (T-4th, 143), doubles (3rd, 38), extra-base hits (3rd, 63), homers (T-4th, 20), RBI (T-4th, 78) and runs scored (5th, 82).
- ◆ Named a Texas League Mid- and Post-Season All-Star, *Baseball America* Double-A All-Star and received the Texas League's Topps Player of the Year award.
- ◆ Finished third in the Padres system in batting...named the organization's Minor League Player of the Month in April, batting .360 (31-for-86) with eight doubles, five home runs, 17 RBI and 17 runs scored in 24 games during the month...also earned the honor in June after hitting at a .408 clip (20-for-49) with five doubles, six home runs, 11 RBI and 13 runs scored in 14 tilts.
- ◆ Helped lead San Antonio to a Texas League title...knocked two home runs in the playoffs while batting .269 (7-for-26) with four RBI and six walks over seven contests.

2006: Earned California League Mid- and Post-Season All-Star honors after batting .291 (141-for-484) in 129 games for Single-A Lake Elsinore...named the Padres No. 5 prospect and player with the best strike-zone discipline by *Baseball America* entering the season.

- ◆ Ranked fourth among Cal League leaders in walks (74) while pacing all third basemen in games played (127).
- ◆ Finished 10th in the organization in batting average and led the Storm in hits...compiled 38 multiple-hit games.
- ◆ Named California League Player of the Week for 5/29-6/4 after batting .346 (9-for-26) with four homers and eight RBI in seven games.
- ◆ Hit .347 (33-for-95) during the month of July and continued his hot hitting in August, going 21-for-57 (.368) with 15 RBI during a season-best 13-game hitting streak 8/18-30.
- ◆ Played for the Peoria Saguaros in the Arizona Fall League following the regular season...batted .257 (26-for-101) with six doubles, three homers and 12 RBI in 28 games.

2005: Spent most of his debut season with Short-A Eugene...promoted to Single-A Fort Wayne 8/31 and concluded season playing in four games with the Wizards.

- ◆ Led the Emeralds in hits (59), doubles (14), total bases (97), RBI (33) and walks (34).
- ◆ Started and finished his stint in Eugene on a season-high seven-game hitting streaks, 7/1-7 (.419; 13-for-31) and 8/24-30 (.357; 10-for-28).
- ◆ Finished the month of July with 22 RBI in 29 games.

PLAYERS

PERSONAL

Chase Jordan Headley...he and his wife Casey have a son, Colt...2002 graduate of Fountain-Fort Carson High School in Colorado where he played varsity baseball and basketball all four years...was valedictorian and an all-conference basketball player...began his college career at University of the Pacific in 2003 where he led his team in hits and the Big West Conference in walks before transferring to the University of Tennessee...garnered All-America, All-SEC and Academic All-America honors with Tennessee and helped lead the Vols to the 2005 College World Series...signed by Padres' scout Billy Merkel.

HEADLEY

CHASE HEADLEY'S CAREER BATTING RECORD

YR	CLUB	AVG	G	AB	R	H	2B	3B	HR	RBI	SH	SF	HP	BB	SO	SB	CS	OBP	SLG
2005	Eugene	.268	57	220	29	59	14	3	6	33	0	1	4	34	48	1	1	.375	.441
	Fort Wayne	.200	4	15	2	3	0	0	0	1	0	0	0	1	4	0	0	.250	.200
2006	Lake Elsinore	.291	129	484	79	141	33	0	12	73	5	3	5	74	96	4	5	.389	.434
2007	San Antonio	.330	121	433	82	143	38	5	20	78	0	4	11	74	114	1	0	.437	.580
	SAN DIEGO	.222	8	18	1	4	1	0	0	0	0	0	1	2	4	0	0	.333	.278
2008	Portland	.305	65	259	49	79	24	1	13	40	0	2	3	31	65	0	0	.383	.556
	SAN DIEGO	.269	91	331	34	89	19	2	9	38	0	2	5	30	104	4	1	.337	.420
2009	SAN DIEGO	.262	156	543	62	142	31	2	12	64	0	2	5	62	133	10	2	.342	.392
2010	SAN DIEGO	.264	161	610	77	161	29	3	11	58	1	4	3	56	139	17	5	.327	.375
2011	SAN DIEGO	.289	113	381	43	110	28	1	4	44	1	3	2	52	92	13	2	.374	.399
2012	SAN DIEGO	.286	161	604	95	173	31	2	31	115	0	5	4	86	157	17	6	.376	.498
Major League Totals		.273	690	2487	312	679	139	10	67	319	2	16	20	288	629	61	16	.351	.418
Minor League Totals		.301	376	1411	241	425	109	9	51	225	5	10	23	214	327	6	6	.399	.500

CAREER FIELDING

POSITION	PCT.	G	PO	A	E	TC	DP
Third Base	.965	464	292	825	41	1158	59
Outfield	.979	196	371	7	8	386	2
First Base	1.000	2	1	0	0	1	0
Career Totals	.968	659	664	832	49	1545	61

SINGLE-GAME HIGHS

HITTING STREAK.....16 games, May 21 - June 6, 2011
 HITS.....5, September 21, 2009 at Pittsburgh
 DOUBLES.....3, twice, last April 16, 2012 at Colorado
 HOME RUNS.....2, four times, last September 7, 2012 vs. Arizona
 RBI.....6, September 2, 2012 at Colorado
 RUNS SCORED.....4, twice, last July 16, 2010 vs. Arizona
 WALKS.....4, twice, last July 30, 2012 at Cincinnati
 STRIKEOUTS.....5, June 7, 2009 vs. Arizona
 CAREER MULTI-HOME RUN GAMES (4)...April 18, 2012 at Colorado
 May 28, 2012 at Chicago (NL)
 August 10, 2012 at Pittsburgh
 September 7, 2012 vs. Arizona
 CAREER GRAND SLAMS (3).....August 5, 2011 at Pittsburgh
 April 8, 2012 vs. Los Angeles (NL)
 September 9, 2012 vs. Arizona
 CAREER PINCH-HIT HOME RUNS (2).....July 18, 2009 vs. Colorado
 August 31, 2009 vs. Washington

CAREER TRANSACTIONS

2005.....Signed by the San Diego Padres as a second-round selection in the First-Year Player Draft.



AUSTIN HEDGES

CATCHER

76

BATS/THROWS: R/R
OPENING DAY AGE: 20

BORN: August 18, 1992 in San Juan Capistrano, CA

RESIDENCE: Tustin, CA

ACQUIRED: Signed as a second-round selection in the 2011 First-Year Player Draft

CONTRACT STATUS: Signed through 2013

HEIGHT/WEIGHT: 6-1/190
SERVICE TIME: 0.000

NON-ROSTER INVITE

CAREER

2012: Spent his first full professional season with Single-A Fort Wayne, hitting .279 (94-for-337) with 28 doubles, 10 home runs and 56 RBI in 96 games for the TinCaps.

- ◆ Honored as a Midwest League mid-season and post-season All-Star.
- ◆ Hit .286 (8-for-28) over his first nine games before landing on the seven-day DL on 4/18.
- ◆ Reinstated from the DL on 4/26 and hit .278 (86-for-309) throughout the rest of the season.
- ◆ Led all Midwest League catchers in doubles (28) and RBI (56) and ranked fourth in home runs (10).
- ◆ Posted a .986 fielding percentage in 94 games at catcher, 93 starts...committed 12 errors in 863 total chances...tossed out 47 of 149 attempted base stealers, 31.5 %.
- ◆ Named the No. 7 prospect in the Midwest League by *Baseball America* following the season.
- ◆ Named the No. 6 prospect as well as the best defensive catcher in the Padres organization by *Baseball America* prior to the start of the season.

QUICK HIT

- ◆ Signed a letter of intent to play at UCLA before signing with the Padres, after being selected out of Junipero Serra High School in the 2011 Draft.
- ◆ Rated as the second-best catching prospect in the 2011 Draft class by *Baseball America*.

2011: In his first professional season played in just nine games between Rookie-Level Peoria and Short-Season Eugene after signing as a second-round selection in the Draft.

- ◆ Saw his first professional action with Peoria in the Arizona Summer League, hitting .313 (5-for-16) with a home run and four RBI in five games.
- ◆ Played in just four games with Short-Season Eugene to end the year.
- ◆ Named the best defensive catcher in the Padres organization by *Baseball America* following the season.

PERSONAL

Austin C. Hedges...graduated from Junipero Serra High School (CA)...rated as the second-best catching prospect and 12th-best position player prospect in the 2011 Draft Class by *Baseball America*...signed by Padres' scout Josh Emmerick.

AUSTIN HEDGE'S CAREER BATTING RECORD

YR	CLUB	AVG	G	AB	R	H	2B	3B	HR	RBI	SH	SF	HP	BB	SO	SB	CS	OBP	SLG
2011	AZL Padres	.313	5	16	3	5	0	0	1	4	0	0	1	5	1	1	0	.500	.500
	Eugene	.100	4	10	0	1	1	0	0	0	0	0	0	2	3	0	0	.250	.200
2012	Fort Wayne	.279	96	337	44	94	28	0	10	56	2	4	7	23	62	14	9	.334	.451
Minor League Totals		.275	105	363	47	100	29	0	11	60	2	4	8	30	66	15	9	.341	.446

CAREER TRANSACTIONS

2011.....Signed by the San Diego Padres as a second-round selection in the First-Year Player Draft.



NICK HUNDLEY

CATCHER

BATS/THROWS: R/R
OPENING DAY AGE: 29

HEIGHT/WEIGHT: 6-1/196
SERVICE TIME: 4.059

BORN: September 8, 1983 in Corvallis, OR
RESIDENCE: San Diego, CA

ACQUIRED: Signed as a second-round selection in the 2005 First-Year Player Draft
CONTRACT STATUS: Signed through 2014 (club option for 2015)

CAREER

2012: Played in just 58 games for San Diego, his least amount of games played in a season and lowest amount since his rookie campaign in 2008.

- ◆ Began the season with the Padres, hitting .166 (32-for-193) over his first 53 games before being optioned to Triple-A Tucson on 6/30.
- ◆ After beginning the season hitless in his first seven games from 4/5-14, hit .395 (15-for-38) over his next 10 games immediately following that stretch from 4/15-27.
- ◆ In 13 games for Tucson, he hit .190 (13-for-42), missing time due to a stint on the seven-day DL with Tucson due to a strained hamstring.
- ◆ Recalled from Tucson on 8/9 and went hitless in 11 at-bats before being placed on the 15-Day DL with a bruised right knee on 8/17, missing the remainder of the season...transferred to 60-Day DL on 8/27.
- ◆ Tripled, homered and knocked in a career-high four RBI on 4/22 vs. PHI.
- ◆ Career-high tying four hits 4/27 at SF (3x, last: 8/20/11 vs. FLA).
- ◆ Tossed out 19 of 73 attempted base stealers (26.0 %) this season.
- ◆ Hit the 11th triple of his career on 4/22...the third-most all-time by a Padres catcher behind Benito Santiago (15) and Gene Tenace (13).
- ◆ Started the season with an 0-for-21 streak...was the third-longest hitless streak ever to start a season by a Padres non-pitcher, and longest since Ozzie Smith's club-record 0-for-32 stretch to begin the 1979 season...the hitless streak was tied for the longest of his career, also going 0-for-21 in 2009 (6/17-8/20/09).
- ◆ Agreed to terms on a contract through 2014 with a club option for 2015 on 3/20 prior to the start of the season.

2011: Set career highs in nearly every offensive category, including runs, hits, triples, home runs, batting average, on-base percentage and slugging percentage.

- ◆ Started a career-high-tying 73 games behind the plate (also 2010), marking his third consecutive season with 70-for-more starts at catcher.
- ◆ Hit at a .307 clip (42-for-137) at home while hitting .271 (39-for-144) on the road...average at home was the fourth-highest all-time at Petco Park (min. 100 PA).
- ◆ Made two trips to the DL...first placed on the DL 5/6 with a strained right oblique and reinstated 6/8...placed on the DL again on 7/8 with a strained right elbow and was reinstated 8/12...underwent arthroscopic surgery on his right elbow on 7/8.
- ◆ Fell a triple shy of the cycle on two occasions during a nine-game span from 8/12-21, despite also hitting four triples during that stretch...five triples on the season tied Benito Santiago (1990) for most in one season by a Padres catcher.
- ◆ Named the NL's Co-Player of the Week for 8/15-21 after hitting .500 (12-for-24) with three doubles, four triples, one home run, four RBI and eight runs scored over seven games.

2010: In his second full Major League season, started a career-high 73 games behind the plate...also set new career marks in at-bats, runs scored, hits, doubles and RBI...tied his career high with eight home runs.

- ◆ Posted a 3.70 catchers ERA, ranking sixth in the National League (Torrealba led the Majors).
- ◆ Combined with Yorvit Torrealba to tie for the fourth fewest stolen bases allowed by NL teams (79)...fewest stolen bases allowed by Padres catchers since the 2004 club allowed 69.
- ◆ Hit .310 (26-for-84) with RISP and .355 (11-for-31) with RISP and two outs.
- ◆ Posted a .292 average (40-for-137) at home compared to a .206 (28-for-136) mark away from Petco Park...hit safely in 27 of 44 home games with at least one at-bat, posting a .351 on-base percentage and .526 slugging percentage.
- ◆ Batting average reached a season-high .308 (33-for-107) on 6/4, after his 32nd game with an at-bat...hit safely in 20 of his first 32 games with an at-bat.

QUICK HIT

- ◆ Played both baseball and football at Lake Washington High School.
- ◆ His father Tim, a longtime collegiate football coach, was inducted into the NAIA Hall of Fame after an All-American football career at Western Oregon University.
- ◆ Was part of an MLB group that visited New Zealand in January 2012, providing instruction to youth baseball players.



PLAYERS

2009: Played in a career-high 78 games, also setting career highs in at-bats, hits, doubles, triples, home runs, RBI and runs scored.

- ◆ Started a team-high 71 games behind the plate in 2009.
- ◆ Recorded a 4.33 catchers ERA in 643.1 innings behind the plate...seven passed balls...tossed out 10 of 66 attempted base stealers (15.2%).
- ◆ Hit on his left wrist 6/9...played in two games following the injury before being placed on the disabled list 6/19 (retroactive to 6/18) with a left wrist contusion...played in five games for Triple-A Portland as part of a rehab assignment before being reinstated 8/12.
- ◆ Tallied a career-high four hits 4/12 vs. SF...came a homer shy of the cycle, going 4-for-4 with a double, triple, RBI and a run scored.
- ◆ Belted a walk-off home run in the 16th inning 5/16 vs. CIN...also homered in first at-bat 5/19 vs. SF for homers in consecutive at-bats.
- ◆ Batted .267 (50-for-187) vs. right-handers and .159 (11-for-69) vs. lefties.
- ◆ Appeared in 21 games in September, hitting .323 (20-for-62) with six doubles, three home runs, 12 RBI and seven runs scored...posted a .386 on-base percentage and .565 slugging percentage.

2008: Rookie catcher played in 60 games for San Diego after his contract was purchased from Triple-A Portland 7/3...hit .237 (47-for-198) with seven doubles, one triple, five home runs, 24 RBI, 21 runs scored and 11 walks.

- ◆ Played 59 games at catcher including 55 starts...threw out 14 of 56 base runners attempting to steal, posting a team-best 25.0 caught-stealing percentage.
- ◆ 16-for-46 (.348) when leading off an inning.
- ◆ Major League debut 7/4 at ARI, collecting first hit, walk and run in the Padres 5-1 win.
- ◆ First Major League home run at PIT 7/26 off Franquelis Osoria.
- ◆ Caught two runners stealing on three occasions: 8/1 vs. SF, 8/8 at COL and 9/19 at WSH.
- ◆ Hit safely in 13 of his last 15 games of the season 9/9-28...closed out the season with a career-high, nine-game hit streak, batting .294 (10-for-34) during that stretch.
- ◆ Began the season at Triple-A Portland, hitting .232 (52-for-224) with 13 doubles, 12 home runs, 39 RBI and 33 runs scored in 58 games...behind the plate in 57 of 58 contests, threw out 23 base runners in 60 stolen base attempts (38.3 percent).

2007: Spent the entire year at Double-A San Antonio, his first action at the Double-A level...played in a career-high 101 games...named the Padres No. 8 prospect by *Baseball America* entering the season.

- ◆ Caught 94 games for the Texas League champion Missions...threw out 36.3 percent of would-be base stealers (29 of 80), third best among Texas League backstops.
- ◆ Finished fourth in the Texas League in home runs and fifth in slugging percentage.

2006: Split the season between Single-A Fort Wayne and Lake Elsinore, batting .276 (108-for-391) with 32 doubles, 11 home runs and 67 RBI in 104 games...named the Padres No. 9 prospect and best defensive catcher by *Baseball America* entering the season.

- ◆ Threw out 48 of 132 (36.4 percent) would-be base stealers between both stops.
- ◆ Hit .406 (28-for-69) with eight homers and 22 RBI during a season-high 18-game hitting streak 5/28-7/1.
- ◆ Named the Midwest League Batter of the Week for 6/12-18...homered in five straight games (6 HR total) 6/10-17.

2005: Began his professional career with Short-A Eugene...hit .245 (45-for-184) with nine doubles, one triple, seven home runs and 27 RBI in 53 games with Eugene and Single-A Fort Wayne.

- ◆ Threw out 20 of 54 would-be base stealers (37.0 percent) with Eugene.

PERSONAL

Nicholas John Hundley...married to Amy...graduated from Lake Washington High School (WA)...played baseball at the University of Arizona...his father Tim, a longtime collegiate football coach, was inducted into the NAIA Hall of Fame after an All-American football career at Western Oregon University...signed by Padres' scout Dave Lottsfeldt.

PLAYERS

HUNDLEY

NICK HUNDLEY'S CAREER BATTING RECORD

YR	CLUB	AVG	G	AB	R	H	2B	3B	HR	RBI	SH	SF	HP	BB	SO	SB	CS	OBP	SLG
2005	Eugene	.250	43	148	30	37	7	1	7	22	0	1	2	33	35	1	0	.391	.453
	Fort Wayne	.222	10	36	2	8	2	0	0	5	0	1	1	4	9	0	0	.310	.278
2006	Fort Wayne	.274	57	215	29	59	19	0	8	44	0	4	4	25	45	1	1	.355	.474
	Lake Elsinore	.278	47	176	18	49	13	0	3	23	1	1	2	20	44	1	1	.357	.403
2007	San Antonio	.247	101	373	55	92	23	1	20	72	2	3	2	42	74	0	2	.324	.475
2008	Portland	.232	58	224	33	52	13	0	12	39	1	1	0	17	44	0	0	.285	.451
	SAN DIEGO	.237	60	198	21	47	7	1	5	24	0	5	2	11	52	0	0	.278	.359
2009	Portland	.250	5	16	2	4	1	0	1	2	0	0	0	2	4	0	0	.333	.500
	SAN DIEGO	.238	78	256	23	61	15	2	8	30	1	3	1	28	76	5	1	.313	.406
2010	SAN DIEGO	.249	85	273	33	68	18	2	8	43	2	6	1	25	66	0	5	.308	.418
2011	San Antonio	.174	7	23	1	4	0	0	0	1	0	0	0	6	10	0	0	.345	.174
	Tucson	.273	4	11	3	3	2	0	1	5	0	0	0	2	2	0	0	.385	.727
	SAN DIEGO	.288	82	281	34	81	16	5	9	29	0	1	4	22	74	1	1	.347	.477
2012	Tucson	.190	13	42	4	8	1	1	0	7	0	1	0	4	9	0	1	.255	.262
	SAN DIEGO	.157	58	204	14	32	7	1	3	22	1	3	2	15	56	0	3	.219	.245
Major League Totals		.238	363	1212	125	289	63	11	33	148	4	18	10	101	324	6	10	.298	.390
Minor League Totals		.250	345	1264	177	316	81	3	52	220	4	12	11	155	276	3	5	.334	.442

CAREER FIELDING

POSITION	PCT.	G	PO	A	E	TC	DP
Catcher	.991	341	2440	203	24	2667	24
Outfield	1.000	1	1	0	0	1	0
Career Totals	.991	341	2441	203	24	2668	24

SINGLE-GAME HIGHS

HITTING STREAK.....Nine games, twice, last August 20 - September 1, 2009
 HITS4, three times, last April 27, 2012 at San Francisco
 DOUBLES3, August 31, 2010 at Arizona
 HOME RUNS1, 33 times, last May 24, 2012 at New York (NL)
 RBI4, April 22, 2012 vs. Philadelphia
 RUNS SCORED3, twice, last August 20, 2011 vs. Florida
 WALKS2, 16 times, last April 15, 2012 at Los Angeles (NL)
 STRIKEOUTS.....4, June 17, 2011 at Minnesota
 CAREER MULTI-HOME RUN GAMES.....None
 CAREER GRAND SLAMSNone
 CAREER PINCH-HIT HOME RUNS (1).....September 3, 2010 vs. Colorado

CAREER TRANSACTIONS

2002.....Selected by the Florida Marlins in the fifth round of the First-Year Player Draft (did not sign).
 2005.....Signed by the San Diego Padres as a second-round selection in the First-Year Player Draft.



CASEY KELLY

RIGHT-HANDED PITCHER

49

BATS/THROWS: R/R
OPENING DAY AGE: 23
BORN: October 4, 1989 in Sarasota, FL
RESIDENCE: Sarasota, FL
ACQUIRED: From BOS with INF Anthony Rizzo, OF Reymond Fuentes and a player to be named (OF Eric Patterson) in exchange for INF Adrian Gonzalez on December 6, 2010
CONTRACT STATUS: Signed through 2013

HEIGHT/WEIGHT: 6-3/211
SERVICE TIME: 0.038

CAREER

2012: Missed time while on the minor league disabled list, making eight starts between Rookie-Level Peoria, Double-A San Antonio and Triple-A Tucson before seeing his first Major League action with six starts for the Padres to end the season.

- ◆ Selected from Double-A San Antonio on 8/27 and made his Big League debut that day with a start vs. ATL...worked 6.0 scoreless innings, allowing just three hits and two walks while striking out four to notch his first career victory, combining with Tommy Layne (1.0), Dale Thayer (1.0) and Luke Gregerson (1.0) on a 3-0 shutout of the Braves...his debut came on his father, Pat Kelly's, 57th birthday.
- ◆ Collected his first Major League hit in his debut with a single.
- ◆ Earned his second career victory on 9/15 vs. COL in his fourth Big League start.
- ◆ Missed time in the minors from 4/12-7/23 due to a right elbow injury...began rehab stint with Rookie-Level Peoria on 7/23, making three starts for Peoria from 7/23-8/4.
- ◆ After being reinstated from the DL in the minors, made three starts for Double-A San Antonio before being selected by the Padres on 8/27.
- ◆ Including his rehab starts, made eight starts total in the minors in 2012, going 0-2 with a 3.35 ERA (14 ER/37.2 IP) and 39 strikeouts against just three walks over those eight starts.
- ◆ Began the season with Triple-A Tucson, making two starts for Tucson...worked 12.0 innings total between the starts, striking out 14 while issuing no walks.

QUICK HIT

- ◆ Named the No. 1 prospect in the Padres organization by *Baseball America* heading into the 2013 season.
- ◆ Originally signed a letter of intent with the University of Tennessee as a quarterback before turning his attention fulltime to baseball.
- ◆ His father, Pat Kelly, played 13 years of pro ball, making his Major League debut for the Blue Jays in 1980...uncle, Mike Kelly, played six seasons in the Majors... brother Chris, and cousin, Dustin, played minor league baseball.
- ◆ Participated in the Padres' inaugural Winter Development Program in January 2011.

2011: Spent the entire season with Double-A San Antonio, helping lead the Missions to the Texas League championship.

- ◆ Named to the TL mid-season All-Star team.
- ◆ Ranked tied for fifth in the TL in wins, eighth in ERA and tied for eighth in innings pitched.
- ◆ Set career highs in starts, innings pitched, wins and strikeouts.
- ◆ Named the No. 4 prospect in the Padres organization by *Baseball America* following the season.

2010: Made 21 starts for the Double-A Portland Sea Dogs, going 3-5 with a 5.31 ERA (56 ER/95.0 IP)... fanned 81 while walking 35.

- ◆ First season with a Major League Spring Training invitation.
- ◆ Notched then-career highs in games, innings and strikeouts.
- ◆ Converted to a full-time pitcher over the winter after spending all or part of the previous two professional seasons splitting time between the mound and shortstop.
- ◆ Entered 2010 season ranked as the No. 2 prospect in the Red Sox minor league system according to *Baseball America*, the No. 1 pitcher...also rated as having organization's best fastball, curveball, change-up and control.
- ◆ Participated in the 2010 Red Sox Rookie Program.

2009: Played at three levels of the Red Sox organization, beginning the season as a pitcher before switching to shortstop/designated hitter in mid-July.

- ◆ Named Red Sox Minor League Pitcher of the Year in first professional season on the mound, posting a 7-5 record, 2.08 ERA (22 ER/95.0 IP), 74 strikeouts and just 16 walks in 17 starts with Single-A Greenville and Salem.
- ◆ Began the year as a pitcher with Single-A Greenville and was promoted in that role to Single-A Salem on 5/28... switched to shortstop/DH with a 7/14 transfer to the Gulf Coast League Red Sox before being called back up to Greenville on 7/26, where he ended his season.
- ◆ Combined to hit .222 (36-for-162) with three homers and 16 RBI in 24 games at shortstop and 16 at DH.
- ◆ Joined right-hander Junichi Tazawa as the only Red Sox players selected to participate in the 2009 All-Star Futures Game on 7/12 at Busch Stadium in STL...tossed a perfect sixth inning, retiring the side on nine pitches to earn a hold in the U.S. Futures' 7-5 loss.

PLAYERS

KELLY

- ◆ Was one of five Greenville players selected to the South Atlantic League All-Star team despite being promoted to Single-A Salem nearly a month before the 6/23 exhibition in Charleston, WV.
- ◆ Held opponents scoreless through first 16.0 innings of the season for Greenville, and went 3-0 with a 0.90 ERA (2 ER/20.0 IP), 19 strikeouts and three walks in April to earn Red Sox Minor League Pitcher of the Month honors.
- ◆ Promoted to Single-A Salem on 5/28 and twice earned Carolina League Pitcher of the Week honors in June...the first covered the period from 6/1-7, over which he made one start, tossing six perfect innings with six strikeouts in a no-decision on 6/5 at Frederick (G2)...again retired his first 18 batters faced on 6/27 at Kinston before allowing one hit over seven innings for his second weekly award (6/22-28).
- ◆ Following the season, was ranked the No. 2 prospect in the South Atlantic League and the No. 6 prospect in the Carolina League by *Baseball America*.
- ◆ Appeared in 11 games as an infielder for the Mesa Solar Sox of the Arizona Fall League, batting .171 (7-for-41) with six RBI.

2008: Signed first pro contract on 7/17 and split the final seven weeks of the season between the Gulf Coast League Red Sox and Short-A Lowell.

- ◆ Played exclusively in the field as a shortstop but worked at Instructional League in October as a pitcher.
- ◆ Combined to hit .215 (28-for-130) with one home run, 10 doubles and 13 RBI.
- ◆ Was ranked by *Baseball America* as the No. 6 prospect in the GCL in 2008.

PERSONAL

Casey Patrick Kelly...named Florida's Mr. Baseball in 2008 after hitting .473 with five home runs and 31 RBI while going 8-1 with a 1.16 ERA (9 ER/70.0 IP) and 77 strikeouts on the mound for Sarasota High School...recorded an 11-0 record and a 0.24 ERA (2 ER/73.2 IP) as a junior in 2007...was also a highly-touted high school quarterback, throwing for 4,212 career yards and 37 touchdowns...two-time regional player of the year in football...originally signed by Red Sox scout Anthony Turco.

CASEY KELLY'S CAREER PITCHING RECORD

YR	CLUB	W-L	ERA	G	GS	CG	SHO	SV	IP	H	R	ER	HR	HB	BB	SO	WP	BK
2009	Greenville	6-1	1.12	9	9	0	0	0	48.1	32	9	6	0	0	9	39	3	0
	Salem	1-4	3.09	8	8	0	0	0	46.2	33	21	16	4	1	7	35	2	0
2010	Portland	3-5	5.31	21	21	0	0	0	95.0	118	60	56	10	2	35	81	7	1
2011	San Antonio	11-6	3.98	27	27	0	0	0	142.1	153	74	63	8	8	46	105	7	2
2012	AZL Padres	0-1	4.00	3	3	0	0	0	9.0	10	8	4	0	1	0	7	2	0
	San Antonio	0-1	3.78	3	3	0	0	0	16.2	11	8	7	1	1	3	18	1	0
	Tucson	0-0	2.25	2	2	0	0	0	12.0	12	3	3	0	1	0	14	0	0
	SAN DIEGO	2-3	6.21	6	6	0	0	0	29.0	39	23	20	5	2	10	26	0	0
	Major League Totals	2-3	6.21	6	6	0	0	0	29.0	39	23	20	5	2	10	26	0	0
	Minor League Totals	21-18	3.77	73	73	0	0	0	370.0	369	183	155	23	14	100	299	22	3

2012 AND CAREER BATTING RECORD

YR	CLUB	AVG	G	AB	R	H	2B	3B	HR	RBI	SH	SF	HP	BB	SO	SB	CS	OBP	SLG
2012	SAN DIEGO	.200	7	10	0	2	0	0	0	0	2	0	0	0	4	0	0	.200	.200
	Major League Totals	.200	7	10	0	2	0	0	0	0	2	0	0	0	4	0	0	.200	.200

CAREER FIELDING

POSITION	PCT.	G	PO	A	E	TC	DP
Pitcher	1.000	6	2	6	0	8	1

SINGLE-GAME HIGHS

INNINGS PITCHED.....6.0, twice, last September 15, 2012 vs. Colorado
 LOW-HIT COMPLETE GAME.....None
 STRIKEOUTS.....6, twice, last September 27, 2012 vs. Los Angeles (NL)
 MOST HITS ALLOWED.....8, twice, last September 8, 2012 vs. Arizona
 MOST RUNS ALLOWED.....7, September 2, 2012 at Colorado
 MOST WALKS ALLOWED.....4, September 21, 2012 at San Francisco
 MOST HOME RUNS ALLOWED.....3, September 8, 2012 vs. Arizona
 CAREER WINNING STREAK.....None
 CAREER 10-STRIKEOUT GAMES.....None
 CAREER HOME RUNS HIT.....None

CAREER TRANSACTIONS

2008.....Signed by the Boston Red Sox as a first-round selection (30th overall) in the First-Year Player Draft.
 2010.....Acquired by the San Diego Padres along with INF Anthony Rizzo, OF Reymond Fuentes and a player to be named (OF Eric Patterson) in exchange for Adrian Gonzalez, December 6.



BRANDON KLOESS

RIGHT-HANDED PITCHER

83

BATS/THROWS: R/R

OPENING DAY AGE: 28

BORN: December 9, 1984 in Montgomery, AL

RESIDENCE: Boca Raton, FL

ACQUIRED: From CHW in exchange for OF Blake Tekotte, November 7, 2012

CONTRACT STATUS: Signed through 2013

HEIGHT/WEIGHT: 6-2/195

SERVICE TIME: 0.000

NON-ROSTER INVITEE

CAREER

2012: Split the 2012 campaign between Double-A Birmingham and Triple-A Charlotte, going a combined 6-3 with a 2.69 ERA (22 ER/73.2 IP) and 70 strikeouts against 30 walks over 37 games, three starts.

- ◆ In 13 games, one start, for Charlotte he went 3-0 with a 1.61 ERA (5 ER/28.0 IP) and 26 strikeouts against 12 walks.

2011: Appeared in 39 games between Single-A Winston-Salem, Double-A Birmingham and Triple-A Charlotte, going 7-4 with a 1.92 ERA (17 ER /79.2 IP) and 82 strikeouts against just 20 walks.

- ◆ Began the season with Winston-Salem, converting six of seven save opportunities over 21 outings.
- ◆ Pitched in four games for Triple-A Charlotte from 5/31-6/8, working 6.1 scoreless innings with eight strikeouts against no walks.
- ◆ Finished the season by going 4-2 with a 1.31 ERA (5 ER/34.1 IP) and 31 strikeouts against seven walks and a .174 (21-for-121) opponents batting average for Birmingham.

2010: Combined to go 2-3 with a 2.62 ERA (16 ER /55.0 IP) with 10 saves and 71 strikeouts over 38 relief appearances between Single-A Kannapolis and Single-A Winston-Salem.

- ◆ Named to the South Atlantic League mid-season All-Star team.

2009: Made his professional debut with Rookie-Level Great Falls, going 2-0 with a 2.45 ERA (16 ER /58.2 IP) and four saves in 18 games, two starts, striking out 72 against just 17 walks.

- ◆ Finished third in the Pioneer League in strikeouts (72).
- ◆ Named to the Pioneer League post-season All-Star team.

QUICK HIT

- ◆ Tossed two perfect games for his high school, St. James High (FL), in 2001 during his sophomore year and 2003 as a senior.

PERSONAL

Branch D. Kloess...married to Marissa...attended Florida Atlantic University...graduate of St. James High School (FL)...was named 4A Player of the Year in 2001-02...tossed a perfect game in 2001...originally signed by White Sox scout Tommy Thompson.

BRANDON KLOESS' CAREER PITCHING RECORD

YR	CLUB	W-L	ERA	G	GS	CG	SHO	SV	IP	H	R	ER	HR	HB	BB	SO	WP	BK
2009	Great Falls	2-0	2.45	18	2	0	0	4	58.2	49	22	16	4	3	17	72	3	0
2010	Kannapolis	1-1	1.18	25	0	0	0	9	38.0	32	5	5	1	4	9	47	1	0
	Winston-Salem	1-2	5.82	13	0	0	0	1	17.0	21	14	11	2	1	5	24	3	0
2011	Winston-Salem	2-2	2.77	21	0	0	0	6	39.0	31	17	12	3	1	13	43	2	0
	Birmingham	4-2	1.31	14	0	0	0	0	34.1	21	9	5	2	4	7	31	1	0
	Charlotte	1-0	0.00	4	0	0	0	0	6.1	2	0	0	0	0	0	8	0	0
2012	Birmingham	3-3	3.35	24	2	0	0	3	45.2	35	23	17	0	3	18	44	2	0
	Charlotte	3-0	1.61	13	1	0	0	1	28.0	27	6	5	1	1	12	26	1	0
Minor League Totals		17-10	2.39	132	5	0	0	24	267.0	218	96	71	13	17	81	295	13	0

CAREER TRANSACTIONS

2009.....Signed by the Chicago White Sox as a non-drafted free agent, June 17.

2012.....Acquired by the San Diego Padres in exchange for OF Blake Tekotte, November 7.



MARK KOTSAY

INFIELDER/OUTFIELDER

14

KOTSAY

BATS/THROWS: L/L
OPENING DAY AGE: 37

BORN: December 2, 1975 in Whittier, CA

RESIDENCE: Rancho Santa Fe, CA

ACQUIRED: Signed as a free agent, November 15, 2011

CONTRACT STATUS: Signed through 2013

HEIGHT/WEIGHT: 6-0/221
SERVICE TIME: 15.018

CAREER

2012: In his return season to the Padres, he hit .259 (37-for-143) over 82 games, his first campaign with San Diego since also playing for the Padres from 2001-03.

- ◆ Began the season on the 15-day DL with a strained right calf... appeared in one game on a rehab stint with Single-A Lake Elsinore before being reinstated from the 15-day DL on 4/16.
- ◆ Appeared in his first game of the season on 4/17 at COL with a start in LF, going 2-for-3 that day.
- ◆ Hit .294 (10-for-34) with six RBI over his first 18 games from 4/17-5/12 before landing on the 15-day DL again on 5/19 with a lower back strain...reinstated from the DL on 6/3.
- ◆ Hit .344 (11-for-32) from 6/3-28 after being reinstated from the DL.
- ◆ Stated 29 games total, with 19 in LF, seven in RF and three at 1B.
- ◆ Hit .271 (13-for-48) with two home runs and nine RBI in the pinch.
- ◆ Had a two-run pinch-hit homer on 5/1 vs. MIL in the eighth inning to give the Padres a 2-0 victory...fourth PH homer of his career and first since 8/9/02 at CIN, also for SD.
- ◆ Hit his fifth career pinch-hit homer on 9/23 at SF, the only season of his career with multiple PH homers.
- ◆ With runners on base, he hit .297 (19-for-64) with six extra-base hits and 13 RBI.
- ◆ Agreed to terms on a one-year contract extension through 2013 on 8/12.

QUICK HIT

- ◆ Teammates with Padres Vice President, Assistant General Manager A.J. Hinch on the 1996 U.S. Olympic Baseball Team that won the bronze medal in Atlanta.
- ◆ Recipient of the Padres' Chairman's Award (2002), the Athletics' Good Guy Award (2004) and the Dave Stewart Community Award (2006).
- ◆ Hit two home runs, drove in five runs total, and worked the final 1.2 innings to close out an 11-5 win over USC in the championship game of the 1995 College World Series for Cal State Fullerton.

2011: Appeared in 104 games for the Brewers, including 49 starts in the outfield, one start at first base and 45 pinch-hit appearances...marked the seventh Major League team he has played for.

- ◆ Led the Brewers with 12 pinch-hits, going 12-for-41 (.293) with eight RBI as a pinch hitter...posted a .356 on-base percentage in pinch-hit situations.
- ◆ Set a career high with his 45 pinch-hit appearances, besting his total of 17 from 2010.
- ◆ Made his third postseason appearance, going 1-for-9...his one hit was his second career postseason home run, coming off Chris Carpenter in Game 3 of the NLCS.

2010: Spent the entire season with the White Sox, appearing in 107 games.

- ◆ Made 86 starts, including 46 at DH, 34 at first base and six in right field.
- ◆ Went 78-for-327, with all of his hits coming against right-handed pitchers...went 0-for-25 against lefties.

2009: Split the season between BOS and CWS, combining to hit .278 with four homers and 23 RBI in 67 games.

- ◆ Began the year on the 15-day disabled list after undergoing offseason lower back surgery...was placed on the disabled list on 3/27 and reinstated on 6/2.
- ◆ Made 17 starts with the Red Sox (12 at first base, three in center field, one in left field, one in right field).
- ◆ Designated for assignment on 7/24 and traded to the White Sox on 7/28 in exchange for OF Brian Anderson.
- ◆ Made 27 starts with the White Sox (15 at first base, seven in right field, two in left field, two at DH, one in center field).

2008: Split the season between ATL and BOS, spending just the last month of the year with the Red Sox following a late August trade.

- ◆ Was traded to ATL on 1/14 in exchange for RHP Joey Devine and RHP Jamie Richmond.
- ◆ Batted .276 with six homers and 49 RBI in 110 games between ATL and BOS.
- ◆ Made 80 starts with the Braves, all in center field...made 22 starts with the Red Sox, including 18 in right field and four at first base.
- ◆ Hit for the cycle on 8/14 vs. CHL in an 11-7 loss...went 5-for-5 with a run and two RBI, becoming the sixth Braves player to accomplish the feat...joined Albert Hall (1987) as the only players in the Atlanta era (since 1966) to do it...in addition, his seventh-inning double off Bob Howry in that game was his 1,500th career hit.
- ◆ Was traded to the Red Sox on 8/27 in exchange for OF Luis Sumoza.
- ◆ Appeared in 10 postseason games, batting .250 (10-for-40).



PLAYERS

2007: Made 53 starts in center field during his last year with OAK...missed time during two stints on the DL due to a lower back injury.

- ◆ On the DL from 3/23-5/31 and from 8/17 through the end of the season...began the season on the 15-day disabled list after he underwent microdiscectomy surgery on his lower back on 3/8...transferred to the 60-day DL on 4/23.

2006: Made 129 appearances for OAK, including 121 starts (116 in center field, four at first base, one at DH).

- ◆ Belted his eighth career leadoff home run on 6/6 at CLE off Jake Westbrook.
- ◆ Named American League Player of the Week for 7/13-7/16 after batting .556 (10-for-18) with five RBI.
- ◆ Tied his career high with a 16-game hitting streak from 7/22-8/18 during which he batted .338 (22-for-65).
- ◆ Appeared in seven postseason games, batting .200 (6-for-30) with one home run and two RBI...his home run was an inside-the-park shot in Game 2 of the ALDS at MIN off Dennys Reyes.
- ◆ Recipient of the Dave Stewart Community Service Award, which is given to an A's player for outstanding work in the community.

2005: Established a career high with 82 RBI, ranking third among AL center fielders.

- ◆ Made 139 starts, including 137 in center field and two as DH.

2004: Set career highs in hits, doubles, at-bats, batting average, on-base percentage and slugging percentage...batting average ranked eighth in the American League.

- ◆ Finished 14th in AL MVP voting.
- ◆ Made 140 starts for OAK, all in center field.
- ◆ His 190 hits trailed only Miguel Tejada (204 in 2002) for the most in franchise history.
- ◆ Tied for fourth in the American League with 11 outfield assists.
- ◆ Belted four leadoff homers.
- ◆ Recorded his 1,000th career hit on 8/3 at NYY with a single off Jon Lieber.
- ◆ Won the Athletics' Good Guy Award as voted on by members of the Bay Area Chapter of the BBWAA.

2003: Appeared in 128 games, making 120 starts in center field, during his last season with SD.

- ◆ Ranked third in the National League with 13 outfield assists.
- ◆ Was on the 15-day disabled list from 5/23-6/4 with a sprained lower back (retroactive to 5/19).
- ◆ Traded to OAK following the season (11/26) in exchange for C Ramon Hernandez and OF Terrence Long.

2002: Topped 150 games played for the third time in his career, appearing in 153 (143 starts in center field).

- ◆ Set career marks with 17 homers and 59 walks.
- ◆ Recorded a career-high 16-game hitting streak from 5/24-6/9, batting .418 (28-for-67) with three home runs and nine RBI.
- ◆ Belted his third career leadoff homer on 9/22 vs. LAD off Omar Daal...added another home run off Daal in the third inning for his first career multi-homer game.
- ◆ Received the Padres' annual Chairman's Award for his work off the field.

2001: Spent his first season in SD after being acquired from FLA during the offseason along with OF Cesar Crespo in exchange for RHP Matt Clement, RHP Omar Ortiz and OF Eric Owens.

- ◆ Made 99 starts, including 98 in center field and one in left field.
- ◆ Was on the 15-day disabled list from 4/16-4/30 with a strained left quadriceps muscle.
- ◆ Batted .139 (5-for-36) prior to going on the disabled list and .305 (113-for-370) after being reinstated.

2000: Batted .298 with 12 home runs, 57 RBI and 19 stolen bases in 152 games with FLA.

- ◆ Made 121 starts, including 113 in right field and eight in center field.
- ◆ His 87 runs and 19 stolen bases marked career highs.
- ◆ Tied for second in the National League and tied for fourth in the Majors with 14 outfield assists.
- ◆ Had leadoff homers on 4/22 vs. Philadelphia (off Paul Byrd), the first of his career, and 5/2 at San Diego (off Matt Clement).

1999: Made 120 starts for the Marlins (108 in right field, 12 at first base), leading the Majors with 19 outfield assists.

- ◆ His career-high nine triples tied for fifth in the National League.
- ◆ Gave the Marlins a 4-3 win on 6/30 vs. NYM with his first career walkoff homer, a solo shot off Armando Benitez in the 10th.

1998: In his first full year in the Majors batted .279 with 11 home runs, 68 RBI and 10 stolen bases in a career-high 154 games with FLA.

- ◆ Was named Marlins Rookie of the Year as voted on by members of the South Florida Chapter of the BBWAA...selected to the *Baseball Digest* and Topps All-Rookie teams.
- ◆ Tied the Braves' Andruw Jones for the Major League lead with 20 outfield assists.
- ◆ Notched his first Major League home run on 4/6 vs. MIL with a two-run shot off Paul Wagner.

PLAYERS

1997: Spent most of the season at Double-A Portland, where he was selected as the top prospect in the Eastern League according to *Baseball America*.

- ◆ Was an Eastern League and Double-A All-Star...led the Eastern League in runs scored.
- ◆ Recalled by Florida on 7/11 and made his Major League debut on 7/11 vs. PHI...went 1-for-4 as he started in center field and singled off Curt Schilling.
- ◆ Made 12 starts with Florida, all in center field.

1996: Made his professional debut at Single-A Kane County after participating in the Olympics in Atlanta for the bronze-medal-winning U.S. baseball team.

PERSONAL

Mark Steven Kotsay...he and his wife Jamie have two daughters, Grace and Sienna, and a son, Trey...graduate of Santa Fe (CA) High School, where he played baseball, football and basketball...attended Cal State Fullerton where he was named Most Outstanding Player of the 1995 College World Series and was winner of the 1995 Golden Spikes Award and named 1995 Player of the Year...played outfield and was the closer...hit two home runs, drove in five runs and worked the final 1.2 innings on the mound to close out an 11-5 win over USC in the championship game of the 1995 College World Series...was the first player to hit two CWS grand slams...also honored as Big West Player of the Year in both 1994 and 1995...named to the NCAA College World Series Legends team that was honored in 2010 at Omaha's Rosenblatt Stadium...was 2-0 with 11 saves and a 0.31 ERA over 21 pitching appearances in 1995...was a member of the 1996 U.S. Olympic team, where he hit .303 (10-for-33) with three home runs and six RBI...originally signed by Marlins' scout David Finley.

MARK KOTSAY'S CAREER BATTING RECORD

YR	CLUB	AVG	G	AB	R	H	2B	3B	HR	RBI	SH	SF	HP	BB	SO	SB	CS	OBP	SLG
1996	Kane County	.283	17	60	16	17	5	0	2	8	0	1	1	16	8	3	0	.436	.467
1997	Portland	.306	114	438	103	134	27	2	20	77	0	3	0	75	65	17	5	.405	.514
	FLORIDA	.192	14	52	5	10	1	1	0	4	1	0	0	4	7	3	0	.250	.250
1998	FLORIDA	.279	154	578	72	161	25	7	11	68	7	3	1	34	61	10	5	.318	.402
1999	FLORIDA	.271	148	495	57	134	23	9	8	50	2	9	0	29	50	7	6	.306	.402
2000	FLORIDA	.298	152	530	87	158	31	5	12	57	2	4	0	42	46	19	9	.347	.443
2001	SAN DIEGO	.291	119	406	67	118	29	1	10	58	1	3	2	48	58	13	5	.366	.441
2002	SAN DIEGO	.292	153	578	82	169	27	7	17	61	2	4	3	59	89	11	9	.359	.452
2003	SAN DIEGO	.266	128	482	64	128	28	4	7	38	1	1	1	56	82	6	3	.343	.384
2004	OAKLAND	.314	148	606	78	190	37	3	15	63	5	5	2	55	70	8	5	.370	.459
2005	OAKLAND	.280	139	582	75	163	35	1	15	82	2	4	1	40	51	5	5	.325	.421
2006	OAKLAND	.275	129	502	57	138	29	3	7	59	4	6	2	44	55	6	3	.332	.386
2007	Sacramento	.270	10	37	2	10	1	0	0	2	0	0	0	7	1	2	0	.386	.297
	OAKLAND	.214	56	206	20	44	14	0	1	20	0	1	0	19	20	1	1	.279	.296
2008	Mississippi	.333	5	18	4	6	1	0	0	1	0	0	0	1	4	0	0	.368	.389
	ATLANTA	.289	88	318	39	92	17	3	6	37	1	1	0	25	34	2	3	.340	.418
	BOSTON	.226	22	84	6	19	8	1	0	12	0	0	0	7	11	0	1	.286	.345
2009	Pawtucket	.303	10	33	2	10	1	0	0	5	0	1	0	0	1	1	0	.294	.333
	BOSTON	.257	27	74	4	19	2	0	1	5	0	1	0	4	12	2	1	.291	.324
	CHICAGO (AL)	.292	40	113	12	33	7	0	3	18	1	2	0	11	9	1	1	.349	.434
2010	CHICAGO (AL)	.239	107	327	30	78	17	2	8	31	0	0	0	32	36	1	3	.306	.376
2011	MILWAUKEE	.270	104	233	18	63	13	1	3	31	0	1	0	21	27	3	0	.329	.373
2012	Lake Elsinore	.000	1	4	0	0	0	0	0	0	0	0	0	0	0	0	0	.000	.000
	SAN DIEGO	.259	82	143	9	37	8	0	2	14	0	1	1	11	14	0	2	.314	.357
Major League Totals		.278	1810	6309	782	1754	351	48	126	708	29	46	13	541	732	98	62	.334	.409
Minor League Totals		.300	157	590	127	177	35	2	22	93	0	5	1	99	79	23	5	.399	.478

DIVISION SERIES RECORD

YR	CLUB	AVG	G	AB	R	H	2B	3B	HR	RBI	SH	SF	HP	BB	SO	SB	CS	OBP	SLG
2006	OAK vs. MIN	.143	3	14	2	2	0	0	1	2	0	0	0	0	2	0	0	.143	.357
2008	BOS vs. LAA	.300	3	10	1	3	0	0	0	0	0	0	0	0	1	0	0	.300	.300
2011	MIL vs. ARI	.000	4	3	1	0	0	0	0	0	0	0	0	1	0	0	0	.250	.000
Division Series Totals		.185	10	27	4	5	0	0	1	2	0	0	0	1	3	0	0	.214	.296

LEAGUE CHAMPIONSHIP SERIES RECORD

YR	CLUB	AVG	G	AB	R	H	2B	3B	HR	RBI	SH	SF	HP	BB	SO	SB	CS	OBP	SLG
2006	OAK vs. DET	.250	4	16	3	4	2	0	0	0	0	0	0	2	3	0	0	.333	.375
2008	BOS vs. TB	.233	7	30	1	7	3	0	0	0	0	0	0	0	4	0	0	.233	.333
2011	MIL vs. STL	.111	5	9	1	1	0	0	1	1	0	0	0	2	2	0	0	.273	.444
LCS Series Totals		.218	16	55	5	12	5	0	1	1	0	0	0	4	9	0	0	.271	.364



PLAYERS

CAREER FIELDING

POSITION	PCT.	G	PO	A	E	TC	DP
Outfield	.987	1492	3285	123	45	3453	34
First Base	.995	129	780	56	4	840	73
Career Total	.989	1649	4065	179	49	4293	107

SINGLE-GAME HIGHS

HITTING STREAK	16 games, twice, last July 22 - August 18, 2006
HITS	5, three times, last August 14, 2008 vs. Chicago (NL)
DOUBLES	3, April 22, 1998 vs. Colorado
HOME RUNS	2, three times, last September 6, 2004 vs. Boston
RBI	4, nine times, last August 5, 2010 at Detroit
RUNS SCORED	4, May 29, 2002 vs. Colorado
WALKS	4, May 13, 2001 vs. Florida
STRIKEOUTS	4, three times, last September 14, 2003 at Los Angeles (NL)
CAREER MULTI-HOME RUN GAMES (3)	September 22, 2002 vs. Los Angeles (NL)
	July 24, 2004 vs. Texas
	September 6, 2004 vs. Boston
CAREER GRAND SLAMS (3)	September 6, 1999 vs. Los Angeles (NL)
	June 21, 2000 vs. Milwaukee
	August 4, 2002 vs. Cincinnati
CAREER PINCH-HIT HOME RUNS (5)	August 26, 1998 at St. Louis
	June 20, 1999 at Colorado
	August 9, 2002 at Cincinnati
	May 1, 2012 vs. Milwaukee
	September 23, 2012 at San Francisco

CAREER TRANSACTIONS

1996	Signed by the Florida Marlins as a first-round selection (ninth overall) in the First-Year Player Draft.
2001	Acquired by the San Diego Padres along with INF Cesar Crespo in exchange for RHP Matt Clement, OF Eric Owens and RHP Omar Ortiz, March 28.
2003	Acquired by the Oakland Athletics in exchange for C Ramon Hernandez and OF Terrence Long, November 26.
2008	Acquired by the Atlanta Braves in exchange for RHP Jamie Richmond and RHP Joey Devine, January 14.
2009	Signed by the Boston Red Sox as a free agent, January 9.
2009	Acquired by the Chicago White Sox in exchange for OF Brian Anderson, July 28.
2011	Signed by the Milwaukee Brewers as a free agent, February 4.
2011	Signed by the San Diego Padres as a free agent, November 15.

PLAYERS



TOMMY LAYNE

LEFT-HANDED PITCHER

40

LAYNE

BATS/THROWS: L/L
OPENING DAY AGE: 28
BORN: November 2, 1984 in St. Louis, MO
RESIDENCE: St. Charles, MO
ACQUIRED: From ARI in exchange for cash considerations, May 3, 2012
CONTRACT STATUS: Signed through 2013

HEIGHT/WEIGHT: 6-2/189
SERVICE TIME: 0.051

CAREER

2012: Acquired by the Padres in May and saw his first Big League action with the club, appearing in 26 Major League games total.

- ◆ Played in five games, four starts, for Triple-A Reno in the Dbacks organization before being acquired by the Padres.
- ◆ Made five starts for Triple-A Tucson after being acquired, going 0-3 with a 7.77 ERA (19 ER/22.0 IP) from 5/5-25.
- ◆ After appearing in his first three games, two starts, for Double-A San Antonio from 6/1-11, converted to a reliever and went on to post a 1.31 ERA (3 ER/20.2 IP) with 27 strikeouts against just 17 hits allowed and 10 walks in 29 relief appearances for the Missions from 6/15-8/13, before his Major League call-up.
- ◆ Selected from Double-A San Antonio on 8/14 and made his Major League debut that day at ATL, striking out all three batters faced for a scoreless inning of work.
- ◆ Did not allow a run over his first 11 appearances and 8.2 innings pitched from 8/14-31, striking out 14 batters while allowing just two hits and one walk over that stretch.
- ◆ Earned his first career save in his first opportunity on 8/22 vs. PIT, saving the game for LHP Andrew Werner's first career victory, who made his Major League debut with a start that day.
- ◆ Earned his first career victory on 9/4 at LAD...earned his second career save the following day, 9/5 at LAD...earned his second career victory on the Padres last game of the season, 10/3 at MIL.
- ◆ Worked scoreless ball in 18 of his first 19 career outings from 8/14-9/12, posting a 1.54 ERA (2 ER/11.2 IP) with 20 strikeouts against six hits and two walks in that span.
- ◆ Worked scoreless ball in 22 of his 26 outings for the Padres overall.
- ◆ Held opponents to a .148 (9-for-61) average overall for the Padres in 2012...held left-handed hitters to a .083 (3-for-36) while right-handers hit .240 (6-for-25) off him...allowed just three walks total over his 26 outings.
- ◆ Struck out 25 batters total in 16.2 innings for a 13.5 K/9 ratio.

2011: Appeared in 35 games total, with 18 starts, between Double-A Mobile and Triple-A Reno.

- ◆ Over his three starts for Mobile, went 2-0 with a 2.55 ERA (5 ER/17.2 IP).
- ◆ While with Reno, enjoyed his best month of the season in May, going 4-0 with a 2.30 ERA (7 ER/27.1 IP) over nine games, two starts.

2010: Spent the entire campaign as a starter with Double-A Mobile, making 26 starts total for the BayBears.

- ◆ Tossed three complete games total, including one shutout, for the BayBears...one 9.0-inning complete game on 7/3 vs. Montgomery, a three-hitter.
- ◆ Over five starts total in July, went 2-1 with a 1.20 ERA (4 ER/30.0 IP).

2009: Split the season between Single-A Visalia and Double-A Mobile, combining to go 4-5 with a 3.53 ERA (38 ER/97.0 IP) over 35 games, 10 starts.

- ◆ Began the season with Visalia...was 1-1 with a 3.57 ERA (7 ER/17.2 IP) and 16 strikeouts against two walks over four starts for Visalia, while going 3-1 with a 2.61 ERA (14 ER/48.1 IP) and 27 strikeouts against 23 walks in 25 relief appearances.
- ◆ Named the Diamondbacks' player of the month for July after going 1-1 with a 2.59 ERA (7 ER/24.1 IP) and 21 strikeouts against five walks over nine games, three starts.

2008: Spent his first full professional season with Single-A South Bend, working out of the rotation and in relief for the Silver Hawks.

- ◆ Over 13 starts for South Bend, was 5-4 with a 3.54 ERA (27 ER/68.2 IP), 45 strikeouts against 23 walks and a .263 (68-for-259) opponents batting average.
- ◆ In 22 relief outings, was 1-1 with a 3.30 ERA (17 ER/46.1 IP), 26 strikeouts against 20 walks and a .224 (39-for-174) opponents batting average.

2007: Made his professional debut with Rookie-Level Missoula after signing with ARI as a 26th round selection in the 2007 First-Year Player Draft.



PLAYERS

PERSONAL

Thomas Kevin Layne...graduated from Zumwalt South High School (MO)...attended Mount Olive College (NC)...originally signed by Diamondbacks' scout Howard McCullough.

TOMMY LAYNE'S CAREER PITCHING RECORD

YR	CLUB	W-L	ERA	G	GS	CG	SHO	SV	IP	H	R	ER	HR	HB	BB	SO	WP	BK
2007	Missoula	4-8	4.63	16	16	0	0	0	79.2	94	49	41	9	2	23	66	7	1
2008	South Bend	6-5	3.44	35	13	0	0	0	115.0	107	48	44	3	6	43	71	3	1
2009	Visalia	4-2	2.86	29	4	0	0	0	66.0	63	27	21	1	3	25	43	7	0
	Mobile	0-3	4.94	6	6	0	0	0	31.0	27	21	17	0	3	19	24	2	0
2010	Mobile	12-7	3.74	26	26	3	1	0	149.1	146	75	62	9	6	57	91	10	1
2011	Mobile	2-0	2.55	3	3	0	0	0	17.2	16	5	5	1	1	6	14	4	0
	Reno	10-7	6.21	32	15	0	0	0	121.2	148	95	84	14	6	57	56	6	0
2012	Reno	0-2	10.35	5	4	0	0	0	20.0	30	24	23	4	2	9	14	1	0
	San Antonio	0-5	3.28	32	2	0	0	1	35.2	31	15	13	2	0	16	36	1	0
	Tucson	0-3	7.77	5	5	0	0	0	22.0	28	20	19	4	3	15	19	0	0
	SAN DIEGO	2-0	3.24	26	0	0	0	2	16.2	9	6	6	0	3	3	25	0	0
Major League Totals		2-0	3.24	26	0	0	0	2	16.2	9	6	6	0	3	3	25	0	0
Minor League Totals		38-42	4.50	189	94	3	1	1	658.0	690	379	329	47	32	270	434	41	3

2012 AND CAREER BATTING RECORD

YR	CLUB	AVG	G	AB	R	H	2B	3B	HR	RBI	SH	SF	HP	BB	SO	SB	CS	OBP	SLG
2012	SAN DIEGO	---	26	0	0	0	0	0	0	0	0	0	0	0	0	0	0	---	---
Major League Totals		---	26	0	0	0	0	0	0	0	0	0	0	0	0	0	0	---	---

CAREER FIELDING

POSITION	PCT.	G	PO	A	E	TC	DP
Pitcher	.500	26	1	1	2	4	0

SINGLE-GAME HIGHS

INNINGS PITCHED.....1.1 IP, three times, last October 3, 2012 at Milwaukee
 LOW-HIT COMPLETE GAME.....None
 STRIKEOUTS.....3, twice, last September 4, 2012 at Los Angeles (NL)
 MOST HITS ALLOWED.....2, September 27, 2012 vs. Los Angeles (NL)
 MOST RUNS ALLOWED.....2, twice, last September 16, 2012 vs. Colorado
 MOST WALKS ALLOWED.....1, three times, last September 16, 2012 vs. Colorado
 MOST HOME RUNS ALLOWED.....None
 CAREER WINNING STREAK.....2 games, September 4, 2012 - current
 CAREER 10-STRIKEOUT GAMES.....None
 CAREER HOME RUNS HIT.....None

CAREER TRANSACTIONS

2007.....Signed by the Arizona Diamondbacks as a 26th-round selection in the First-Year Player Draft.
 2012.....Acquired by the San Diego Padres in exchange for cash considerations, May 3.

PLAYERS



RYMER LIRIANO

OUTFIELDER

62

LIRIANO

BATS/THROWS: R/R
OPENING DAY AGE: 21
BORN: June 20, 1991 in Santo Domingo, DOM
RESIDENCE: Santo Domingo, DOM
ACQUIRED: Signed as a non-drafted free agent, July 3, 2007
CONTRACT STATUS: Signed through 2013

HEIGHT/WEIGHT: 6-0/224
SERVICE TIME: 0.000

CAREER

2012: Combined to hit .280 (130-for-465) with 32 doubles, four triples, eight home runs, 61 RBI, 65 runs scored and 32 stolen bases in 127 games between Single-A Lake Elsinore and Double-A San Antonio.

- ◆ Began the season with Lake Elsinore, hitting .298 (84-for-282) through 74 games for the Storm before earning a promotion to San Antonio.
- ◆ Hit .251 (46-for-183) with 15 extra-base hits in 53 games for the Missions.
- ◆ Was named a California League mid-season All-Star.
- ◆ Also selected to the World Roster of the 2012 All-Star Futures Game at Kauffman Stadium in Kansas City.
- ◆ Named the No. 3 prospect in the Padres organization by *Baseball America* prior to the start of the season.
- ◆ Was named the No. 6 prospect in the California League and the No. 10 prospect in the Texas League by *Baseball America* following the season.
- ◆ Participated in the Arizona Fall League after the regular season, hitting .319 (29-for-91) with five doubles, four home runs, 15 RBI and 23 runs scored in 22 games.

2011: Split the season between Single-A Fort Wayne and Single-A Lake Elsinore, combining to appear in 131 games.

- ◆ Hit .298 (152-for-510) with 31 doubles, nine triples, 12 home runs, 68 RBI, 89 runs and 66 stolen bases between the two teams.
- ◆ Named the Midwest League's MVP and Prospect of the Year, Topps' Midwest League Player of the Year, a Low-A All-Star by *Baseball America* and a member of the ML post-season All-Star team.
- ◆ Ranked among ML leaders in stolen bases (2nd), batting average (3rd), hits (5th), triples (T-5th), runs (6th), total bases (6th), SLG (6th) and OBP (8th).

2010: Played for three teams in the SD organization, splitting his time between Single-A affiliates in Eugene, Fort Wayne and Lake Elsinore.

- ◆ Combined to hit .231 (102-for-441) with 26 doubles, seven triples, three home runs, 38 RBI, 59 runs scored and 31 stolen bases.
- ◆ Rated as having the best outfield arm in the Padres organization following the season by *Baseball America*.

2009: Dominated AZL pitching, hitting .350 (69-for-197) with a .398 OBP and .523 SLG for the Peoria Padres.

PERSONAL

Rymer Omar Liriano...signed by Padres' scouts Randy Smith and Felix Francisco out of the Dominican Republic.

RYMER LIRIANO'S CAREER BATTING RECORD

YR	CLUB	AVG	G	AB	R	H	2B	3B	HR	RBI	SH	SF	HP	BB	SO	SB	CS	OBP	SLG
2008	DSL Padres	.198	67	232	34	46	13	1	9	37	0	2	5	28	106	9	5	.296	.379
2009	AZL Padres	.350	50	197	44	69	8	1	8	44	0	2	2	15	52	14	5	.398	.523
2010	Eugene	.271	53	203	35	55	13	6	0	12	1	1	3	17	53	17	7	.335	.394
	Fort Wayne	.191	50	188	21	36	11	1	2	20	0	2	1	10	54	11	6	.234	.293
	Lake Elsinore	.220	14	50	3	11	2	0	1	6	0	0	0	5	12	3	0	.291	.320
2011	Fort Wayne	.319	116	455	81	145	30	8	12	62	2	9	6	47	95	65	20	.383	.499
	Lake Elsinore	.127	15	55	8	7	1	1	0	6	0	0	0	6	13	1	1	.213	.182
2012	Lake Elsinore	.298	74	282	41	84	22	2	5	41	0	3	8	21	69	22	7	.360	.443
	San Antonio	.251	53	183	24	46	10	2	3	20	0	0	3	20	50	10	1	.335	.377
Minor League Totals		.270	492	1845	291	499	110	22	40	248	3	19	28	169	504	152	52	.338	.419

CAREER TRANSACTIONS

2007.....Signed by the San Diego Padres as a non-drafted free agent, July 3.



ARTURO LOPEZ

LEFT-HANDED PITCHER

56

BATS/THROWS: L/L

OPENING DAY AGE: 30

BORN: February 22, 1983 in Sinaloa, MEX

RESIDENCE: Sinaloa, MEX

ACQUIRED: Signed as a minor league free agent, January 29, 2012

CONTRACT STATUS: Signed through 2013

HEIGHT/WEIGHT: 5-9/165

SERVICE TIME: 0.013

NON-ROSTER INVITEE

CAREER

2012: Spent the entire season in the Mexican League playing for the Diablos Rojos del Mexico, appearing in 37 games, 16 starts.

◆ Struck out 81 batters in 86.2 innings for an 8.41 strikeout per 9.0 IP ratio.

2011: Played in just 10 games, two starts, for the Diablos Rojos del Mexico in the Mexican League.

2010: Missed the entire season due to injury.

2009: Split the majority of the season between Triple-A Portland in the Padres organization and Triple-A Buffalo in the Mets organization, while also seeing his first Major League action with the Padres.

◆ Had his contract selected from Triple-A Portland on 4/28 and made his Big League debut on 4/29 at COL.

◆ Claimed off waivers by the Mets on 6/19, finishing the season with Buffalo.

2008: Made 14 starts in 16 games total for the Diablos Rojos del Mexico in the Mexican League, also making three starts for Triple-A Portland in the Padres organization.

◆ Went 9-3 with a 3.45 ERA (27 ER/70.1 IP) for the Diablos Rojos.

2007: Appeared in 30 games, one start, for Double-A San Antonio, while also spending time playing for the Diablos Rojos del Mexico in the Mexican League.

2006: Split the season between Double-A Mobile, Single-A Lake Elsinore as well as the Diablos Rojos del Mexico.

◆ Also appeared in one game for Rookie-Level Peoria.

2005: Made 27 starts for Single-A Lake Elsinore, spending the entire campaign with the Storm in his first season in the Padres organization.

◆ Had been selected by the Padres in the minor league phase of the 2004 Rule 5 Draft prior to the season.

2004: Appeared in 29 games, seven start, for Single-A Columbus in the Dodgers organization.

2003: Split time between Single-A South Georgia and Single-A Vero Beach, appearing in 31 games, four starts, total on the season.

2002: Spent the majority of the season with Short-Season Great Falls.

◆ Made 15 starts for Great Falls, posting a 3.66 ERA (31 ER/76.1 IP).

2001: In his first professional season, spent the campaign with Rookie-Level Great Falls, going 5-1 with a 2.04 ERA (14 ER/61.2 IP) in 14 games, seven starts

PERSONAL

Javier Arturo Lopez...attended Universidad Autonoma de Sinaloa in Mexico...originally signed by Dodgers' scout Mike Brito.

PLAYERS

LOPEZ

ARTURO LOPEZ'S CAREER PITCHING RECORD

YR	CLUB	W-L	ERA	G	GS	CG	SHO	SV	IP	H	R	ER	HR	HB	BB	SO	WP	BK
2001	GCL Dodgers	5-1	2.04	14	7	0	0	1	61.2	46	20	14	2	0	12	45	2	0
2002	Vero Beach	0-0	54.00	1	0	0	0	0	0.1	2	4	2	0	0	3	0	0	0
	Great Falls	7-3	3.66	15	15	0	0	0	76.1	79	44	31	5	4	21	72	2	0
2003	Vero Beach	1-1	4.32	11	0	0	0	0	16.2	11	8	0	0	0	3	16	1	0
	South Georgia	1-4	8.68	20	4	0	0	0	37.1	48	40	36	5	4	15	27	1	1
2004	Columbus	5-4	4.78	29	7	0	0	0	86.2	88	51	46	11	4	29	83	5	0
2005	Lake Elsinore	5-11	5.85	27	27	0	0	0	140.0	174	108	91	13	8	49	94	7	1
2006	AZL Padres	0-0	9.00	1	0	0	0	0	1.0	3	1	1	0	0	0	2	0	0
	Mobile	0-1	5.09	14	0	0	0	0	17.2	20	12	10	0	0	5	15	1	0
	Diablos Rojos	2-3	9.49	21	5	0	0	0	30.1	43	33	32	5	1	20	24	4	0
2006	Lake Elsinore	0-1	6.28	5	3	0	0	0	14.1	18	10	10	2	0	3	9	0	0
2007	San Antonio	2-2	4.54	30	1	0	0	0	35.2	34	19	18	3	1	18	28	1	0
	Diablos Rojos	1-2	5.19	9	2	0	0	2	17.1	20	11	10	1	0	5	9	1	0
2008	Portland	0-3	13.14	3	3	0	0	0	12.1	18	18	18	4	0	11	7	0	0
	Diablos Rojos	9-3	3.45	16	14	2	0	0	70.1	73	28	27	2	0	16	51	4	0
2009	Portland	0-0	3.77	20	0	0	0	0	31.0	27	14	13	0	1	13	23	1	0
	SAN DIEGO	0-0	19.29	4	0	0	0	0	2.1	7	5	5	2	1	3	0	0	0
	Buffalo	0-2	3.86	15	1	0	0	0	30.1	36	17	13	1	0	13	19	1	1
2010	Injured	0-0	0.00	0	0	0	0	0	0.0	0	0	0	0	0	0	0	0	0
2011	Diablos Rojos	0-3	12.33	10	2	0	0	0	15.1	27	21	21	6	0	16	5	0	0
2012	Diablos Rojos	6-7	6.44	37	16	0	0	0	86.2	136	67	62	11	3	32	81	7	0
Major League Totals		0-0	19.29	4	0	0	0	0	2.1	7	5	5	2	1	3	0	0	0
Minor League Totals		26-33	4.99	205	68	0	0	1	561.1	604	366	311	46	22	195	440	22	3
Mexican League Totals		18-18	6.22	93	39	2	0	2	220.0	299	160	152	25	4	89	170	16	0

2012 AND CAREER BATTING RECORD

YR	CLUB	AVG	G	AB	R	H	2B	3B	HR	RBI	SH	SF	HP	BB	SO	SB	CS	OBP	SLG
2012	No Major League appearances																		
Major League Totals		---	0	0	0	0	0	0	0	0	0	0	0	0	0	0	0	---	---

CAREER FIELDING

POSITION	PCT.	G	PO	A	E	TC	DP
Pitcher	1.000	4	1	0	0	1	0

SINGLE-GAME HIGHS

INNINGS PITCHED.....1.0 IP, twice, last May 10, 2009 at Houston
 LOW-HIT COMPLETE GAME.....None
 STRIKEOUTS.....None
 MOST HITS ALLOWED4, May 10, 2009 at Houston
 MOST RUNS ALLOWED3, May 10, 2009 at Houston
 MOST WALKS ALLOWED2, April 29, 2009 at Colorado
 MOST HOME RUNS ALLOWED.....2, May 10, 2009 at Houston
 CAREER WINNING STREAK.....None
 CAREER 10-STRIKEOUT GAMES.....None
 CAREER HOME RUNS HIT.....None

CAREER TRANSACTIONS

2001.....Signed by the Los Angeles Dodgers as a non-drafted free agent, February 12.
 2004.....Selected by the San Diego Padres from the Dodgers in the minor league phase of the Rule 5 Draft, December 13.
 2006.....Loaned to Mexico City Red Devils, May 12 - August 16.
 2007.....Loaned to Mexico City Red Devils, June 28 - August 21.
 2007.....Signed by the San Diego Padres as a minor-league free agent, December 28.
 2008.....Loaned to Mexico City Red Devils, March 26-30.
 2008.....Loaned to Mexico City Red Devils, April 24 - September 30.
 2009.....Claimed by the New York Mets off waivers, June 19.
 2010.....Signed by the New York Mets as a minor league free agent, February 28.
 2013.....Signed by the San Diego Padres as a minor league free agent, January 29.



CORY LUEBKE

LEFT-HANDED PITCHER

52

BATS/THROWS: R/L
OPENING DAY AGE: 28
BORN: March 4, 1985 in Maria Stein, OH
RESIDENCE: Maria Stein, OH
ACQUIRED: Signed as a supplemental-round selection (63rd overall) in the 2007 First-Year Player Draft
CONTRACT STATUS: Signed through 2015 (club options for 2016 and 2017)

HEIGHT/WEIGHT: 6-4/201
SERVICE TIME: 2.033

CAREER

2012: Made just five starts for the Padres before landing on the 15-day DL with a strained left elbow on 5/2 and undergoing season-ending Tommy John surgery on his left elbow on 5/23.

- ◆ Started the Padres second game of the season on 4/6 vs. LAD at Petco Park, taking the loss after working 4.2 innings and allowing six runs on nine hits...his only loss of 2012.
- ◆ Padres won his other four starts from 4/11-27, going 3-0 with a 1.37 ERA (4 ER/26.1 IP) and 17 strikeouts against just 19 hits allowed over that span.
- ◆ Worked a career-high 8.0 innings in his second-to-last start on 4/21 at PHI, allowing just two hits and two walks with no runs while striking out five.
- ◆ Agreed to terms on a contract extension through 2015 on 3/30 (with club options for 2016 and 2017).

2011: Made his first Opening Day roster, beginning the season in the bullpen before making his way to the starting rotation...finished the season having made 17 starts and 29 relief appearances.

- ◆ Began the season by making 29 appearances out of the bullpen, going 1-2 with a 3.23 ERA (14 ER/39.0 IP), three holds and a .182 opponent batting average...moved to the starting rotation and made his first start 6/26 vs. ATL.
- ◆ As a starter, went 5-8 with a 3.31 ERA (37 ER/100.2 IP) and a .218 opponent average over his 17 games.
- ◆ Over the entire season, limited opponents to a .209 average...fifth-best ever by a Padres pitcher with 100-or-more innings pitched and best ever by a Padres rookie.
- ◆ Struck out 9.9 per 9.0 IP and recorded a 3.50 K/BB ratio...his 154 strikeouts on the year were the second-most ever by a Padres rookie.

2010: Was selected from Triple-A Portland on 9/1 and made his Major League debut on 9/3 vs. COL.

- ◆ Earned his first ML win in his second start for the Padres on 9/8 vs. LAD, working six shutout innings...retired 18 of his 21 batters faced in the game.
- ◆ Went a combined 10-1 with a 2.68 ERA (34 ER/114.0 IP), a .200 (83-for-414) opponents average and 88 strikeouts against 29 walks over 19 games, 17 starts, between Double-A San Antonio and Triple-A Portland.
- ◆ At the time of his call-up on 9/1, ranked third in all of minor league baseball with a .200 opponents average and fifth with a 0.98 WHIP.
- ◆ Made one relief appearance for San Diego on 9/26 vs. CIN, working 2.0 shutout frames.

2009: Split the season between Single-A Lake Elsinore and Double-A San Antonio, making a combined 23 starts.

- ◆ Combined to go 11-4 with a 2.78 ERA (40 ER/129.2 IP) with 112 strikeouts compared to 32 walks.
- ◆ Limited opponents to a .227 average at Single-A and a .241 mark with San Antonio...allowed just six home runs all year, three at each stop.
- ◆ Was named to the Cal League All-Star team.

2008: Split the season between Single-A Lake Elsinore and Single-A Fort Wayne.

- ◆ Combined to go 6-9 with a 5.12 ERA (73 ER/128.1 IP) in 27 games (25 starts).
- ◆ Did not allow a run in his two relief outings, combining for 1.2 IP with the Storm.

2007: Made his professional debut with Short-A Eugene, also seeing time with Padres Single-A affiliates in Fort Wayne and Lake Elsinore.

- ◆ Combined to make 15 appearances (nine starts) over the three stops...went 5-3 with a 3.07 ERA (20 ER/58.2 IP)...struck out 61 while walking only eight, averaging 9.4 strikeouts per 9.0 IP and 1.2 walks.

PERSONAL

Cory Robert Luebke (LEWB-kee)...graduate of Marion Local High School in Maria Stein, OH...attended Ohio State University...signed by Padres' scout Jeff Stewart.

PLAYERS

CORY LUEBKE'S CAREER PITCHING RECORD

YR	CLUB	W-L	ERA	G	GS	CG	SHO	SV	IP	H	R	ER	HR	HB	BB	SO	WP	BK
2007	Eugene	3-0	1.46	8	3	0	0	0	24.2	18	6	4	2	0	2	26	0	0
	Fort Wayne	1-2	3.33	5	5	0	0	0	27.0	29	13	10	2	2	5	30	0	0
	Lake Elsinore	1-1	7.71	2	1	0	0	0	7.0	10	6	6	1	1	1	5	0	0
2008	Fort Wayne	3-3	2.89	10	10	0	0	0	56.0	52	19	18	6	3	9	40	2	0
	Lake Elsinore	3-6	6.84	17	15	0	0	0	72.1	97	61	55	8	0	23	60	2	0
2009	Lake Elsinore	8-2	2.34	14	14	1	0	0	88.1	73	24	23	3	5	17	80	2	1
	San Antonio	3-2	3.70	9	9	0	0	0	41.1	38	21	17	3	2	15	32	2	0
	San Antonio	5-1	2.40	10	8	1	0	0	56.1	41	18	15	2	2	12	44	2	1
2010	Portland	5-0	2.97	9	9	0	0	0	57.2	42	22	19	6	0	17	44	0	0
	SAN DIEGO	1-1	4.08	4	3	0	0	0	17.2	17	8	8	3	1	6	18	0	0
	SAN DIEGO	6-10	3.29	46	17	0	0	0	139.2	105	54	51	12	2	44	154	5	2
2012	SAN DIEGO	3-1	2.61	5	5	0	0	0	31.0	28	10	9	1	0	8	23	0	0
	Major League Totals	10-12	3.25	55	25	0	0	0	188.1	150	72	68	16	3	58	195	5	2
Minor League Totals		32-17	3.49	84	74	2	0	0	430.2	400	190	167	33	15	101	361	10	2

2012 AND CAREER BATTING RECORD

YR	CLUB	AVG	G	AB	R	H	2B	3B	HR	RBI	SH	SF	HP	BB	SO	SB	CS	OBP	SLG
2012	SAN DIEGO	.000	5	11	0	0	0	0	0	0	1	0	0	0	6	0	0	.000	.000
Major League Totals		.143	56	49	3	7	0	0	0	0	2	0	0	2	27	0	0	.176	.143

CAREER FIELDING

POSITION	PCT.	G	PO	A	E	TC	DP
Pitcher	.940	55	9	38	3	50	2

SINGLE-GAME HIGHS

INNINGS PITCHED.....8.0 IP, April 21, 2012 vs. Philadelphia
 LOW-HIT COMPLETE GAME.....None
 STRIKEOUTS.....9, three times, last September 19, 2011 at Colorado
 MOST HITS ALLOWED.....10, three times, last September 13, 2011 at San Francisco
 MOST RUNS ALLOWED.....6, twice, last April 6, 2012 vs. Los Angeles (NL)
 MOST WALKS ALLOWED.....4, four times, last April 11, 2012 vs. Arizona
 MOST HOME RUNS ALLOWED.....3, July 27, 2011 vs. Arizona
 CAREER WINNING STREAK.....Three games, April 16, 2012 - current
 CAREER 10-STRIKEOUT GAMES.....None
 CAREER HOME RUNS HIT.....None

CAREER TRANSACTIONS

2007.....Signed as a supplemental-round selection (63rd overall) in the First-Year Player Draft.



JASON MARQUIS

RIGHT-HANDED PITCHER

21

BATS/THROWS: L/R
OPENING DAY AGE: 34

HEIGHT/WEIGHT: 6-1/220
SERVICE TIME: 12.012

BORN: August 21, 1978 in Manhasset, NY

RESIDENCE: Staten Island, NY

ACQUIRED: Signed as a minor league free agent, May 31, 2012

CONTRACT STATUS: Signed through 2013

CAREER

2012: Began the year with the Twins organization before signing as a minor league free agent with the Padres on 5/29...made 15 starts total for SD before having his season cut short to a stint on the DL.

- ◆ Began the season with the Minnesota Twins organization, making two starts for Triple-A New Britain and seven starts for the Twins before being released on 5/26.
- ◆ Signed by the Padres to a minor league contract on 5/31...made one start for Double-A San Antonio on 5/31, working 7.0 innings of one-run ball before being selected by the Padres on 6/7.
- ◆ In 15 starts for San Diego from 6/7-8/21, went 6-7 with a 4.04 ERA (42 ER/93.2 IP) and 79 strikeouts against 28 walks, with the Padres 8-7 in his starts.
- ◆ Over his first 10 starts for the Padres from 6/7-7/25, was 4-5 with a 3.48 ERA (24 ER/62.0 IP) and 56 strikeouts against just 17 walks, with the Padres 5-5 in those starts.
- ◆ Recorded 39 strikeouts over his first six starts and 38.2 innings pitched for the Padres from 6/7-7/4, which were the second-most strikeouts all-time by any pitcher through their six starts as a Padre behind only LHP Oliver Perez who had 40 through his first six starts for SD in 2002 (STATS Inc.).
- ◆ Recorded a season-high 10 strikeouts on 6/18 vs. TEX, tied for the most by a Padre in 2012...was the second double-digit strikeout game of his career (also, 13 on 8/3/01 at MIL)...span of 10 years, 320 days and 268 starts between his two 10-strikeout games, the second- longest such stretch of time in Major League history according to ELIAS, behind only Steve Gromek (10 years, 327 days from 7/25/44-6/17/55)...also according to ELIAS, the span of 268 starts between 10-strikeout games was also the second-longest such stretch behind Paul Derringer (290 starts, 4/21/35-8/29/44).
- ◆ Tossed a complete game two-hit shutout on 8/11 at PIT, the eighth CG of his career and fifth shutout, first since 4/29/11 vs. SF...two-hitter matched his career low in hits for a CG, his third-career two-hitter and first since 6/30/09 at LAD...did not allow a hit to the Pirates until the first batter of the seventh inning, an infield single to Travis Snider.
- ◆ According to ELIAS, his 8/11 at PIT start was the first time in his 287 Major League starts, up to that point, to carry a no-hitter through the first six innings of a game...previous closest was spoiled with one out in the sixth inning on 5/9/07 vs. PIT and 6/23/11 vs. SEA.
- ◆ Placed on the 15-day DL with a fractured left wrist on 8/23 after his 8/21 start vs. PIT, missing the remainder of the season.
- ◆ Agreed to terms as a Major League free agent on a one-year contract for 2013 with the Padres on 12/3.

2011: Made 20 starts for the Nationals, going 8-5 with a 3.95 ERA (53 ER/120.2 IP) for WSH, before being traded to ARI on 7/30...made three starts for the Diamondbacks before having his season cut short due to a fractured right leg.

- ◆ Started the season with WSH and went 3-0, 2.62 (34.1 ip, 10 er) in his first five starts, April 5-29.
- ◆ Tossed his fifth career complete game shutout, allowing five hits with no walks and seven strikeouts, 4/29 vs. SF.
- ◆ Went 7-2 in his first 13 starts, 4/5-6/10...the Nationals went 12-3 in his first 15 starts (6-0 at home).
- ◆ Traded to ARI for infielder Zach Walters, 7/30...made just three starts for the Diamondbacks.
- ◆ Placed on the 15-day DL with a fractured right leg, 8/15...suffered the injury after being struck by a line drive off the bat of Josh Thole, 8/14 vs. NYM.
- ◆ Transferred to the 60-day DL, 8/23...elected free agency, 10/30.

2010: Opened the season as the Nationals' number two starter, his first campaign with WSH, but made just 13 starts, missing time due to a stint on the DL.

- ◆ Made three starts before being placed on the 15-day DL on 4/19 with a right elbow injury..underwent surgery to remove bone chips from his right elbow on 5/14 in Cincinnati, OH, performed by Dr. Timothy Kremchek... began a throwing program one month after surgery, but did not pitch again in a game until a rehab start with GCL Nationals on 7/18.
- ◆ Reinstated from the DL on 8/8...made 10 starts for the Nationals, going 2-6 with a 4.29 ERA after his surgery.

PLAYERS

2009: Made a career-high tying 33 starts in his first campaign with the Rockies, after being acquired by COL on 1/6 prior to the season...named to his first career All-Star team.

- ◆ Tossed his third career shutout (86 pitches), allowing just two hits and no walks on 6/30 at LAD.
- ◆ Named to his first career All-Star team, representing the National League, but did not pitch...became the fourth Rockies pitcher to make an All-Star team.
- ◆ Led the NL in wins (11) before the All-Star break.
- ◆ Tossed 7.0 innings in 16 of his 33 starts.
- ◆ Tied his single-season career-high with 15 wins, which ranked fourth in the National League...also recorded a career-high with 216.0 innings pitched, which ranked eighth in the NL...finished tied with Ubaldo Jimenez for team-lead in wins and starts...ranked second in MLB with 395 ground balls induced...tied for second in ground ball double plays induced (28), seventh in innings pitched and was tied for seventh in starts.

2008: In his final season with the Cubs, appeared in 29 games, 28 starts.

- ◆ Did not allow a home run in six consecutive starts from 8/13-9/17.
- ◆ Hit his first career grand slam in the fourth inning off Jon Niese on 9/22 at NYM...had a career-high five RBI total in the game, matching a Cubs single-game mark for a pitcher and was the first Cubs pitcher to hit a grand slam since Kevin Tapani on 7/20/98 at ATL.
- ◆ Pitched into the sixth inning of his final 13 starts of the season.

2007: In his first season with the Cubs made a career-high tying 33 starts, going 12-9 on the year.

- ◆ Won five consecutive decisions from 4/16-5/9.
- ◆ Tossed his second career shutout, allowing three hits, walking none and striking out five in a 1-0 win on 5/9 vs. PIT.
- ◆ Hit his third career home run on 5/19 vs. CWS.
- ◆ Reached 1,000 innings pitched for his career on 6/25 vs. COL.
- ◆ The Cubs went 15-2 when he pitched at least 6.0 innings in a start.

2006: Made a career-high tying 33 starts in his last campaign with the Cardinals.

- ◆ Won six consecutive decisions from 5/13-6/6, including the 50th of his career on 6/4 vs. CHI.
- ◆ Secured 11 of his 14 wins before the All-Star break.
- ◆ Finished the season with 14 wins and a 6.02 ERA, becoming the third pitcher since 1900 to win at least 14 games and post an ERA of at least 6.00 (Wes Ferrell, 15-10, 6.28 for 1938 Senators and Guy Bush, 15-10, 6.20 for 1930 Cubs).

2005: Set a career-high with 207.0 innings pitched, making 32 starts for the Cardinals.

- ◆ Tagged with the loss in 10 of 11 decisions over a 13-start stretch from 6/15-8/2.
- ◆ Hit his second career home run on 6/4 at HOU...posted consecutive complete game wins on 8/27 at WSH and 9/4 at HOU.
- ◆ Tossed a career-high three complete games overall on the season, all of which came in the second half of the season.
- ◆ Reached 200 innings for the second consecutive season, passing the mark on 9/27 vs. HOU.
- ◆ Won his first career Louisville "Silver Slugger" Award for National League pitcher after the season...at the plate posted a .310 (27-for-87) batting average with eight doubles, one triple and 10 RBI.

2004: In his first campaign with St. Louis won a career-high 15 games, going 15-7 with a 3.71 ERA over 32 starts for the Cardinals.

- ◆ Won 11 consecutive decisions from 5/31-9/4.
- ◆ Recorded a season-high nine strikeouts on 9/4 vs. LAD.
- ◆ Won his 15th game of the season on 9/26 at COL.
- ◆ Logged 200-plus innings for the first time in his career, eclipsing the mark in his final start on 10/2 vs. MIL.
- ◆ Posted quality starts in 19 of his 32 on the year.
- ◆ Made four postseason appearances for the Cardinals...allowed three runs in 3.1 innings in one game of the ALDS against LAD...allowed three runs in 4.0 innings in the NLCS against HOU...posted 1.0 scoreless inning of relief in Game Two of the World Series at Boston and started Game Four at home, taking the loss after allowing three runs on six hits in 6.0 innings.

2003: Split his final campaign in the Braves organization between the Major League club and Triple-A Richmond.

- ◆ Started the season with the Braves...pitched in three games before being optioned to Richmond on 4/19.
- ◆ Went 8-4 with a 3.35 ERA in 15 starts with Richmond...recalled two more times by Atlanta during the season...appeared in a total of 21 games (two starts) for the Braves.

2002: Made 22 starts for the Braves, missing time due to a stint on the 15-day DL.

- ◆ Placed on the 15-day disabled list with right elbow tendinitis on 4/1...went on rehab assignment with Triple-A Richmond on 5/3 and was reinstated from the DL on 5/11.
- ◆ Collected his first Major League hit on 5/12 at LAD with a single off Kevin Brown...hit his first career home run, a solo shot, off Brian Lawrence on 5/11 vs. SD.
- ◆ Was 6-4 with a 3.95 ERA before the All-Star break and 2-5 with a 6.97 ERA in 10 starts after the break.
- ◆ Allowed two runs-or-fewer in 12 of his 22 starts.



PLAYERS

2001: Spent his first full Major League season with the Braves, appearing in 38 games total with 16 starts.

- ◆ Made his first Major League start, tossing 6.0 scoreless innings, with two hits allowed and five strikeouts but did not factor into the decision on 5/12 at LAD.
- ◆ Moved into the starting rotation in mid-June.
- ◆ Recorded a career-high 13 strikeouts on 8/3 at MIL.
- ◆ Went 4-6 with a 3.26 (36 ER/99.1 IP) in his 16 starts and 1-0 with a 4.20 ERA (14 ER/30.0 IP) in his 22 relief appearances.
- ◆ Added to the postseason roster and made two appearances in the NLCS...worked 1.0 scoreless inning his first appearance during Game Three of the series and allowed four unearned runs on two hits in Game Four.
- ◆ Named Atlanta's fifth-best prospect by *Baseball America*, prior to the season.

2000: Saw his first Big League action, making 15 relief appearance

- ◆ Made 17 starts between Double-A Greenville and Triple-A Richmond.
- ◆ Recalled by the Braves on 6/5...made his Major League debut on 6/6 vs. TOR, walking one and striking out one (Shannon Stewart) while pitching 1.0 scoreless inning.
- ◆ Blew the save but earned his first Major League win on 6/23 vs. MIL
- ◆ Named Atlanta's sixth-best prospect by *Baseball America*, prior to the season.

1999: Split the season between Single-A Myrtle Beach and Double-A Greenville.

- ◆ Began the season with Myrtle Beach and posted 20.0 consecutive scoreless innings to start the year...was 3-0 with a 0.28 ERA in six starts overall for Myrtle Beach.
- ◆ Transferred to Greenville on 5/10...combined to go 6-4 with a 3.00 ERA in 18 starts.

1998: Spent the entire season with Single-A Danville, going 2-12 with a 4.87 ERA over 22 starts.

- ◆ Struck out 10.67 batters per 9.0 IP with 135 strikeouts total over 114.2 innings.
- ◆ Was the youngest pitcher in the Carolina League.

1997: Spent his second professional season with Single-A Macon, making 28 starts on the year.

- ◆ Won six-consecutive starts from 4/29-5/5.

1996: In his first professional season appeared in seven games total, four starts, with the Braves Rookie-Level affiliate in Danville, after being selected by ATL in the supplemental round (35th overall) in the First-Year Player Draft.

PERSONAL

Jason Scott Marquis (mar-KEE)...he and his wife, Debbie, have two daughters, Reese and Alexis and one son, Andrew...graduated from Tottenville (NY) High School where he played baseball and basketball and was a member of the National Honor Society...originally signed by Braves' scout John Hageman.

PLAYERS

MARQUIS

JASON MARQUIS' CAREER PITCHING RECORD

YR	CLUB	W-L	ERA	G	GS	CG	SHO	SV	IP	H	R	ER	HR	HB	BB	SO	WP	BK
1996	Danville	1-1	4.63	7	4	0	0	0	23.1	30	18	12	0	1	7	24	2	0
1997	Macon	14-10	4.38	28	28	0	0	0	141.2	156	78	69	10	2	55	121	8	2
1998	Danville	2-12	4.87	22	22	1	0	0	114.2	120	65	62	3	6	41	135	7	0
1999	Myrtle Beach	3-0	0.28	6	6	0	0	0	32.0	22	2	1	0	1	17	41	2	0
	Greenville	3-4	4.58	12	12	1	0	0	55.0	52	33	28	7	2	29	35	1	0
2000	Greenville	4-2	3.57	11	11	0	0	0	68.0	68	35	27	10	1	23	49	2	1
	Richmond	0-3	9.00	6	6	0	0	0	20.0	26	21	20	2	2	13	18	7	0
	ATLANTA	1-0	5.01	15	0	0	0	0	23.1	23	16	13	4	1	12	17	1	0
2001	ATLANTA	5-6	3.48	38	16	0	0	0	129.1	113	62	50	14	4	59	98	1	2
2002	Richmond	0-1	3.60	1	1	0	0	0	5.0	5	2	2	0	0	1	6	1	0
	ATLANTA	8-9	5.04	22	22	0	0	0	114.1	127	66	64	19	3	49	84	4	0
2003	Richmond	8-4	3.35	15	15	3	1	0	94.0	93	40	35	5	0	34	75	4	0
	ATLANTA	0-0	5.53	21	2	0	0	1	40.2	43	27	25	3	2	18	19	2	0
2004	ST. LOUIS	15-7	3.71	32	32	0	0	0	201.1	215	90	83	26	10	70	138	6	0
2005	ST. LOUIS	13-14	4.13	33	32	3	1	0	207.0	206	110	95	29	5	69	100	10	3
2006	ST. LOUIS	14-16	6.02	33	33	0	0	0	194.1	221	136	130	35	16	75	96	2	1
2007	CHICAGO (NL)	12-9	4.60	34	33	1	1	0	191.2	190	111	98	22	13	76	109	3	0
2008	CHICAGO (NL)	11-9	4.53	29	28	0	0	0	167.0	172	87	84	15	8	70	91	8	1
2009	COLORADO	15-13	4.04	33	33	2	1	0	216.0	218	104	97	15	4	80	115	6	1
2010	Potomac	0-0	7.36	1	1	0	0	0	3.2	6	3	3	0	1	1	3	0	0
	GCL Nationals	0-0	0.00	1	1	0	0	0	3.0	2	0	0	0	0	0	4	0	0
	Harrisburg	0-0	8.10	1	1	0	0	0	3.1	5	3	3	0	0	1	3	1	0
	Syracuse	0-0	4.09	2	2	0	0	0	11.0	7	6	5	2	1	3	11	0	0
	WASHINGTON	2-9	6.60	13	13	0	0	0	58.2	76	47	43	9	8	24	31	1	1
2011	WASHINGTON	8-5	3.95	20	20	1	1	0	120.2	132	58	53	8	4	39	71	1	0
	ARIZONA	0-1	9.53	3	3	0	0	0	11.1	22	16	12	3	1	4	5	0	0
2012	New Britain	1-0	1.93	2	2	0	0	0	14.0	12	3	3	1	0	0	11	0	0
	MINNESOTA	2-4	8.47	7	7	0	0	0	34.0	52	33	32	9	3	14	12	1	0
	San Antonio	1-0	1.29	1	1	0	0	0	7.0	5	1	1	0	0	2	5	2	0
	SAN DIEGO	6-7	4.04	15	15	1	1	0	93.2	94	53	42	14	1	28	79	5	0
Major League Totals		112-109	4.60	348	289	8	5	1	1803.1	1904	1016	921	225	83	687	1065	51	9
Minor League Totals		37-37	4.10	116	113	5	1	0	595.2	609	310	271	40	17	227	541	37	3

DIVISION SERIES RECORD

YR	CLUB	W-L	ERA	G	GS	CG	SHO	SV	IP	H	R	ER	HR	HB	BB	SO	WP	BK
2004	STL vs. LAD	0-0	8.10	1	1	0	0	0	3.1	4	3	3	3	0	4	0	0	0
2008	CHI vs. LAD	0-0	9.00	1	0	0	0	0	1.0	1	1	1	1	0	0	1	0	0
2009	COL vs. PHI	0-0	0.00	1	0	0	0	0	1.0	1	0	0	0	0	0	0	0	0
Division Series Totals		0-0	6.75	3	1	0	0	0	5.1	6	4	4	4	0	4	1	0	0

LEAGUE CHAMPIONSHIP SERIES RECORD

YR	CLUB	W-L	ERA	G	GS	CG	SHO	SV	IP	H	R	ER	HR	HB	BB	SO	WP	BK
2001	ATL vs. ARI	0-0	0.00	2	0	0	0	0	2.0	2	4	0	1	0	2	3	0	0
2004	STL vs. HOU	0-0	6.75	1	1	0	0	0	4.0	5	3	3	0	0	2	2	0	0
2005	STL vs. HOU	0-1	3.38	3	0	0	0	0	5.1	6	3	2	0	0	3	4	0	0
LCS Totals		0-1	3.97	6	1	0	0	0	11.1	13	10	5	1	0	7	9	0	0

WORLD SERIES RECORD

YR	CLUB	W-L	ERA	G	GS	CG	SHO	SV	IP	H	R	ER	HR	HB	BB	SO	WP	BK
2004	STL vs. BOS	0-1	3.86	2	1	0	0	0	7.0	6	3	3	1	0	7	4	0	0

2012 AND CAREER BATTING RECORD

YR	CLUB	AVG	G	AB	R	H	2B	3B	HR	RBI	SH	SF	HP	BB	SO	SB	CS	OBP	SLG
2012	MINNESOTA	---	0	0	0	0	0	0	0	0	0	0	0	0	0	0	0	---	---
	SAN DIEGO	.281	17	32	3	9	3	0	0	1	3	0	1	0	12	0	0	.303	.375
Major League Totals		.202	410	605	64	122	33	2	5	54	40	1	2	13	151	1	0	.221	.288

CAREER FIELDING

POSITION	PCT.	G	PO	A	E	TC	DP
Pitcher	.952	348	150	263	21	434	21



PLAYERS

SINGLE-GAME HIGHS

INNINGS PITCHED.....	9.0 IP, seven times, last August 11, 2012 at Pittsburgh
LOW-HIT COMPLETE GAME.....	2 hits, three times, last August 11, 2012 at Pittsburgh
STRIKEOUTS.....	13, August 3, 2001 at Milwaukee
MOST HITS ALLOWED.....	14, twice, last July 18, 2006 vs. Atlanta
MOST RUNS ALLOWED.....	13, June 21, 2006 at Chicago (AL)
MOST WALKS ALLOWED.....	6, three times, last May 5, 2012 at Seattle
MOST HOME RUNS ALLOWED.....	4, twice, last June 21, 2006 at Chicago (AL)
CAREER WINNING STREAK.....	11 games, May 31 - September 4, 2004
CAREER 10-STRIKEOUT GAMES.....	August 3, 2001 at Milwaukee (13 strikeouts) June 18, 2012 vs. Texas (10 strikeouts)
CAREER HOME RUNS HIT.....	May 11, 2002 vs. San Diego June 4, 2005 at Houston May 19, 2007 vs. Chicago (AL) September 6, 2008 at Cincinnati September 22, 2008 at New York (NL)

CAREER TRANSACTIONS

1996.....	Signed by the Atlanta Braves as a supplemental-round selection (35th overall) in the First-Year Player Draft.
2003.....	Acquired by the St. Louis Cardinals along with RHP Adam Wainwright and LHP Ray King in exchange for OFs J.D. Drew and Eli Marrero, December 13.
2007.....	Signed by the Chicago Cubs as a free agent, December 19.
2009.....	Acquired by the Colorado Rockies in exchange for RHP Luis Vizcaino, January 6.
2009.....	Signed by the Washington Nationals as a free agent, December 21.
2011.....	Acquired by the Arizona Diamondbacks in exchange for INF Zach Walters, July 30.
2011.....	Signed by the Minnesota Twins as a free agent, December 22.
2012.....	Signed by the San Diego Padres as a minor league free agent, May 31.
2012.....	Signed by the San Diego Padres as a free agent, December 3.

PLAYERS



CAMERON MAYBIN OUTFIELDER

24

MAYBIN

BATS/THROWS: R/R
OPENING DAY AGE: 25

BORN: April 4, 1987 in Asheville, NC

RESIDENCE: Arden, NC

ACQUIRED: From MIA in exchange for RHPs Edward Mujica and Ryan Webb, November 13, 2010

CONTRACT STATUS: Signed through 2016 (club option for 2017)

HEIGHT/WEIGHT: 6-3/205
SERVICE TIME: 3.073

CAREER

2012: Played in a career-high 147 games, making 136 starts, for the Padres, all in center field...also set a career-high with 45 RBI and tied a career-high with 44 walks.

- ◆ Hit .286 (73-for-255) from 6/29 through the end of the season over his final 76 games after hitting .198 (50-for-252) over his first 71 games from 4/5-6/28...raised his average over his final 76 games from .198 to .243 to end the season.
- ◆ Over his final 52 home games from 5/18 through the end of the season, hit .287 (50-for-174).
- ◆ Hit safely in 25 of 29 games with an at-bat from 8/19-9/25, batting .387 (43-for-111) over that stretch.
- ◆ Hit a home run on 7/2 at ARI that was estimated at 485' by ESPN Stats & Information, the third-longest in MLB in 2012 according to ESPN Stats & Info and longest ever by a visitor at Chase Field.
- ◆ Hit .295 (26-for-88) over 28 games in August and .292 (26-for-89) over 24 games in the month of September, his two best months of 2012.
- ◆ Overall in 77 games at Petco Park, hit .268 (69-for-257) while hitting .216 (54-for-250) over 70 road games.
- ◆ Had a career-high tying four hits twice over a three-game span on 8/19 vs. SF and 8/21 vs. PIT (8x total).
- ◆ Had career-high tying three RBI twice on 7/31 at CIN and 8/19 vs. SF (8x total).
- ◆ Over a 62-game span from 5/24-8/13, hit .315 (17-for-54) with runners in scoring position.

QUICK HIT

- ◆ His cousin, Rashad McCants, was an NBA player and first-round pick by the Minnesota Timberwolves out of the University of North Carolina in 2005.

2011: Unanimously selected as the Padres Most Valuable Player by the San Diego Chapter of the BBWAA in his first year with the club.

- ◆ Established new career highs in nearly every offensive category, including games, runs, hits, doubles, triples, home runs, RBI and stolen bases.
- ◆ Started 132 games total, all in center field, and posted the second best zone rating (.901) among all qualifying NL center fielders.
- ◆ Led the team in runs, triples, stolen bases and multi-hit games (career-high 37)...tied for the club lead in hits (also Jason Bartlett), ranked second in games and doubles, ranked tied for second in home runs.
- ◆ Tied for fourth in the Majors with 40 stolen bases...successful in 21 consecutive attempts from 5/19-8/8...stole a base in a franchise-record six consecutive games from 7/19-24.
- ◆ Tallied 37 infield hits, ranking sixth in the Majors and second on the Padres all-time single-season list (Eric Owens, 40 in 2000).
- ◆ Missed time during one stint on the DL from 6/1-13 with right knee inflammation.
- ◆ Recorded three four-hit games, including back-to-back efforts 5/11 at MIL and 5/13 at COL...third Padre to have consecutive four-hit games.
- ◆ First career multi-homer game 5/13 at COL...tied career highs with three RBI and three runs scored in that game.

2010: Spent the majority of the season with FLA, also seeing time with the Marlins' Triple-A affiliate in New Orleans and Rookie-level GCL Marlins.

- ◆ Made 47 starts in center field prior to being optioned on 6/17...hit .338 (44-for-130) in 33 games with the Zephyrs.
- ◆ Missed almost the entire month of July with a left shoulder sprain...placed on the DL 7/2 and was reinstated 7/27...played three games with the GCL Marlins as part of a rehab assignment.
- ◆ Recalled by FLA 8/24, finishing the season in the Majors...hit .248 (27-for-109) in 31 games, making 27 starts in center field after his recall.

2009: In his fourth professional season, made his first Opening Day roster...split his season between FLA and Triple-A New Orleans.

- ◆ Optioned to Triple-A 5/10 and was recalled 8/31, finishing the season with the Marlins.
- ◆ With New Orleans, hit at a .387 (36-for-93) clip against left-handed pitchers and .288 (59-for-205) against righties.
- ◆ Finished the season hitting .293 (27-for-92) with eight doubles, one triple, three home runs and 10 RBI in 28 games (24 starts) after being recalled.



PLAYERS

2008: Spent the majority of the season at Double-A Carolina before being recalled by FLA on 9/2 and appearing in eight Major League games.

- ◆ In his first start with the Marlins, recorded four hits 9/18 vs. HOU...became the third Marlin to record four hits in their first start with the club, joining Jeff Conine and Carlos Delgado.
- ◆ Tallied four hits 9/19, becoming the second rookie in 20 years to tally back-to-back four-hit games (Todd Helton, 1998)...also reached base in 10 consecutive plate appearances, tying a club record.
- ◆ With Carolina, was named Southern League Player of the Week for 6/2-8...also named to the Southern League All-Star team.

2007: Spent the majority of his season in the Tigers minor league system, before having his contract purchased 8/17.

- ◆ Made his Major League debut 8/17 at NYY, starting in left field...at 20 years old, he was the youngest player to play for the Tigers since Alan Trammell debuted at 19 years old in 1977.
- ◆ First Major League hit and home run came 8/18 at NYY off Roger Clemens...singled in the third inning and belted a solo homer in the fifth.
- ◆ Earned a spot on the U.S. Team for the Futures Game at AT&T Park while with Single-A Lakeland...did not play due to injury.
- ◆ Named a Topps Single-A All-Star following the season.

2006: Named the Tigers Minor League Player of the Year in his first professional season.

- ◆ Spent the entire year at Single-A West Michigan...earned a spot on the Midwest League's Postseason All-Star team.
- ◆ Named the league's most exciting player, best base runner and fastest base runner by *Baseball America*...also named best hitter for average, fastest base runner, best athlete and best defensive outfielder in the Tigers organization by the publication.
- ◆ Earned a spot on the U.S. Team for the Futures Game at PNC Park.

PERSONAL

Cameron Keith Maybin...has two sons, Trenton and Maxwell...North Carolina Gatorade High School Player of the Year in both his junior and senior seasons (2004-05) at T.C. Roberson High School...named first-team High School All-American by *Baseball America* his senior year after establishing a state record with his .662 average (47-for-71)...originally signed by Tigers' scout Bill Buck.

PLAYERS

MAYBIN

CAMERON MAYBIN'S CAREER BATTING RECORD

YR	CLUB	AVG	G	AB	R	H	2B	3B	HR	RBI	SH	SF	HP	BB	SO	SB	CS	OBP	SLG
2006	West Michigan	.304	101	385	59	117	20	6	9	69	0	5	5	50	116	27	7	.387	.457
2007	GCL Tigers	.571	2	7	1	4	0	0	0	1	0	0	0	2	2	0	0	.667	.571
	Lakeland	.304	83	296	58	90	14	5	10	44	1	6	4	43	83	25	6	.393	.486
	Erie	.400	6	20	9	8	1	0	4	8	0	0	0	6	6	0	0	.538	1.050
	DETROIT	.143	24	49	8	7	3	0	1	2	0	0	1	3	21	5	0	.208	.265
2008	Carolina	.277	108	390	73	108	15	8	13	49	3	3	3	60	124	21	7	.375	.456
	FLORIDA	.500	8	32	9	16	2	0	0	2	1	0	0	3	8	4	0	.543	.563
2009	New Orleans	.319	82	298	44	95	18	8	3	39	2	2	3	38	58	8	2	.399	.463
	FLORIDA	.250	54	176	30	44	12	2	4	13	4	1	1	17	51	1	3	.318	.409
2010	GCL Marlins	.364	3	11	4	4	1	0	1	5	0	0	1	2	1	0	0	.500	.727
	New Orleans	.338	33	130	21	44	6	2	4	23	2	0	2	13	24	5	1	.407	.508
	FLORIDA	.234	82	291	46	68	7	3	8	28	1	1	5	24	92	9	2	.302	.361
2011	Tucson	.200	3	10	1	2	1	0	0	1	0	0	1	2	1	0	0	.273	.300
	SAN DIEGO	.264	137	516	82	136	24	8	9	40	4	2	2	44	125	40	8	.323	.393
2012	SAN DIEGO	.243	147	507	67	123	20	5	8	45	3	3	4	44	110	26	7	.306	.349
Major League Totals		.251	452	1571	242	394	68	18	30	130	13	7	13	135	407	85	20	.314	.374
Minor League Totals		.305	421	1547	270	472	76	29	44	239	8	16	18	215	416	87	23	.393	.477

CAREER FIELDING

POSITION	PCT.	G	PO	A	E	TC	DP
Outfield	.988	435	1066	11	13	1090	5

SINGLE-GAME HIGHS

HITTING STREAK.....	10 games, July 14-24, 2011
HITS.....	4, eight times, last August 21, 2012 vs. Pittsburgh
DOUBLES.....	2, six times, last September 11, 2011 at Arizona
HOME RUNS.....	2, May 13, 2011 at Colorado
RBI.....	3, eight times, last August 19, 2012 vs. San Francisco
RUNS SCORED.....	3, seven times, last September 10, 2012 vs. St. Louis
WALKS.....	2, 17 times, last August 10, 2012 at Pittsburgh
STRIKEOUTS.....	4, September 20, 2008 vs. Philadelphia
CAREER MULTI-HOME RUN GAMES (1)....	May 13, 2011 at Colorado
CAREER GRAND SLAMS.....	None
CAREER PINCH-HIT HOME RUNS.....	None

CAREER TRANSACTIONS

2005.....	Signed by the Detroit Tigers as a first-round selection (10th overall) in the First-Year Player Draft.
2007.....	Acquired by the Florida Marlins along with Andrew Miller, Eulogio De La Cruz, Burke Badenhop, Dallas Trahern and Mike Rabelo in exchange for Dontrelle Willis and Miguel Cabrera, December 5.
2010.....	Acquired by the San Diego Padres in exchange for Ryan Webb and Edward Mujica, November 13.



MILES MIKOLAS

RIGHT-HANDED PITCHER

39

BATS/THROWS: R/R

OPENING DAY AGE: 24

BORN: August 23, 1988 in Jupiter, FL

RESIDENCE: Jupiter, FL

ACQUIRED: Signed as a seventh-round selection in the 2009 First-Year Player Draft

CONTRACT STATUS: Signed through 2013

HEIGHT/WEIGHT: 6-5/217

SERVICE TIME: 0.104

CAREER

2012: Saw his first Big League action with the Padres, also splitting the season between Double-A San Antonio and Triple-A Tucson.

- ◆ Selected from Double-A San Antonio on 5/5, making his Major League debut that day vs. MIA and allowing a home run to his first batter faced (Giancarlo Stanton)...went 1-1 with a 3.29 ERA (5 ER/13.2 IP) and 12 strikeouts against nine walks over 13 outings before being optioned to Triple-A Tucson on 6/5.
- ◆ Recalled from Tucson for a second stint on 7/5, appearing in two games before being optioned back on 7/14.
- ◆ Recalled for a third and final stint on 8/5, going 1-0 with a 3.38 ERA (6 ER/16.0 IP) over 10 relief outings from 8/5 through the end of the season.
- ◆ Recorded a 9.2 scoreless innings streak from 5/18-6/3.
- ◆ Earned his first Major League victory on 5/20 vs. LAA, working 2.0 shutout innings, retiring all six batters he faced, as the Padres won in walkoff fashion on a Will Venable run-scoring single in the bottom of the 13th inning.
- ◆ Posted a 2-0 record with a 3.12 ERA (6 ER/17.1 IP) in 12 outings at Petco Park in 2012.

2011: Split his season between Single-A Lake Elsinore and Double-A San Antonio, serving as closer and finishing 50 games in his 62 combined appearances...tallied 21 saves while also going 4-0.

- ◆ Posted a combined 1.38 ERA (11 ER/72.0 IP) between his two stops, averaging 8.6 strikeouts per 9.0 IP while posting a 4.6 K/BB ratio.

2010: Experienced his first full season as a reliever, making 60 appearances out of the bullpen for Single-A Fort Wayne.

- ◆ Finished 30 games, tallying 13 saves.
- ◆ Struck out 78 and walked just 15...averaging 8.6 strikeouts per 9.0 IP and posting a 5.20 K/BB ratio.

2009: Made 11 starts and four relief appearances in his professional debut with Short-A Eugene.

PERSONAL

Miles Tice Mikolas (MY-koh-lahs)...a graduate of Jupiter (FL) High School...attended Nova Southeastern University in Fort Lauderdale, Fla...originally signed by Padres' scout Rob Sidwell.

MILES MIKOLAS' CAREER PITCHING RECORD

YR	CLUB	W-L	ERA	G	GS	CG	SHO	SV	IP	H	R	ER	HR	HB	BB	SO	WP	BK
2009	Eugene	1-8	5.94	15	11	0	0	0	53.0	77	47	35	1	5	9	39	3	0
2010	Fort Wayne	6-3	2.20	60	0	0	0	13	81.2	76	27	20	3	0	15	78	6	0
2011	Lake Elsinore	3-0	1.13	34	0	0	0	12	39.2	31	5	5	1	3	9	42	0	0
	San Antonio	1-0	1.67	28	0	0	0	9	32.1	29	6	6	0	0	6	27	1	0
2012	San Antonio	1-1	2.92	12	0	0	0	4	12.1	16	6	4	0	0	3	11	1	0
	Tucson	2-1	3.20	17	0	0	0	0	19.2	20	8	7	1	0	8	17	1	0
	SAN DIEGO	2-1	3.62	25	0	0	0	0	32.1	32	15	13	4	2	15	23	2	0
	Major League Totals	2-1	3.62	25	0	0	0	0	32.1	32	15	13	4	2	15	23	2	0
	Minor League Totals	14-13	2.90	166	11	0	0	38	238.2	249	99	77	6	8	50	214	12	0

PLAYERS

MIKOLAS

2012 AND CAREER BATTING RECORD

YR	CLUB	AVG	G	AB	R	H	2B	3B	HR	RBI	SH	SF	HP	BB	SO	SB	CS	OBP	SLG
2012	SAN DIEGO	.000	25	3	0	0	0	0	0	0	0	0	0	0	1	0	0	.000	.000
Major League Totals		.000	25	3	0	0	0	0	0	0	0	0	0	0	1	0	0	.000	.000

CAREER FIELDING

POSITION	PCT.	G	PO	A	E	TC	DP
Pitcher	.875	25	0	7	1	8	0

SINGLE-GAME HIGHS

INNINGS PITCHED.....2.2 IP, twice, last September 8, 2012 vs. Arizona
 LOW-HIT COMPLETE GAMENone
 STRIKEOUTS.....3, twice, last September 8, 2012 vs. Arizona
 MOST HITS ALLOWED4, twice, last September 8, 2012 vs. Arizona
 MOST RUNS ALLOWED4, September 1, 2012 at Colorado
 MOST WALKS ALLOWED2, four times, last August 15, 2012 at Atlanta
 MOST HOME RUNS ALLOWED.....1, four times, last September 8, 2012 vs. Arizona
 CAREER WINNING STREAK.....Two games, May 20, 2012 - current
 CAREER 10-STRIKEOUT GAMES.....None
 CAREER HOME RUNS HITNone

CAREER TRANSACTIONS

2009.....Signed by the San Diego Padres as a seventh-round selection in the First-Year Player Draft.



PLAYERS



SEAN O'SULLIVAN

RIGHT-HANDED PITCHER

59

BATS/THROWS: R/R

OPENING DAY AGE: 25

BORN: September 1, 1987 in San Diego, CA

RESIDENCE: Spring Valley, CA

ACQUIRED: Signed as a minor league free agent, December 12, 2012

CONTRACT STATUS: Signed through 2013

HEIGHT/WEIGHT: 6-1/242

SERVICE TIME: 1.092

NON-ROSTER INVITEE

CAREER

2012: Began the year with Triple-A Omaha in the Royals organization before being traded to the Blue Jays organization and finishing the season with Triple-A Las Vegas.

- ◆ After being traded, worked exclusively as a starter for Las Vegas, going 9-3 with a 2.72 ERA (27 ER/89.1 IP) over 14 starts.

2011: Opened the season in the Royals bullpen and split the campaign between KC and Triple-A Omaha.

- ◆ Set a Royals record by allowing five home runs to the Rangers on 5/28 while also tying a franchise record with 15 hits allowed.

2010: Began the year with Triple-A Salt Lake in the Angels organization...appeared in five games for LAA before being acquired by KC in late July, finishing the campaign with the Royals.

- ◆ Started against the Yankees on 7/20 for the Angels and 7/25 for the Royals...according to ELIAS, became the first pitcher in the Majors since the late Cory Lidle in 2004 to make starts against the same opponent with six days of each other while pitching with different clubs.

2009: Opened the season with Double-A Arkansas with three starts before splitting the rest of the campaign between Triple-A Salt Lake and the Major League club, seeing his first Big League action with the Angels.

- ◆ Tossed the first 9.0-inning no-hitter in Salt Lake Bees history on 7/28 at Sacramento...was one seventh-inning walk shy of pitching a perfect game.

2008: Spent the entire season with Single-A Rancho Cucamonga, making 25 starts and appearing in 28 games total for the Quakes.

- ◆ Named a California League post-season All-Star.
- ◆ Led all Angels farmhands with a California League-leading 16 wins overall on the season.

2007: In his second professional season made 25 starts for Single-A Cedar Rapids, finishing with a Midwest League-best 2.22 ERA.

- ◆ Also led all Angels farmhands in ERA and finished second with 125 strikeouts.

2006: Spent his first professional season with Rookie-Level Orem of the Pioneer League, making 14 starts.

- ◆ Led the Pioneer League with a 2.14 ERA on the season.
- ◆ Named a Pioneer League post-season All-Star.

QUICK HIT

- ◆ Signed a letter of intent to play baseball for San Diego State University but chose to attend Grossmont Community College in 2006 after graduating from Valhalla High School in 2005, in El Cajon, Calif.

- ◆ Named the San Diego County Player of the Year in 2004, beating out the Padres No. 1 overall selection in the 2004 First-Year Player Draft, Matt Bush.

PERSONAL

Sean Daniel O'Sullivan...he and his wife, Sabrina, reside in Spring Valley, Calif...graduated from Valhalla High School in El Cajon, Calif., in 2005...signed to play baseball for San Diego State University, but chose to attend Grossmont Community College in El Cajon, Calif. in 2006...named the San Diego County Player of the Year in 2004 while competing for the Norsemen, beating out 2004 No. 1 overall selection Matt Bush (SD)...spent 2003 and 2004 summers playing for USA Baseball in international tournaments...was the winning pitcher in the gold-medal win against Taiwan in 2003 at the International Baseball Federation World Youth Championship...at the age of 12, was featured in *Baseball America* as the top player in his age group...originally signed by Angels' scout Tim Corcoran.

PLAYERS

O'SULLIVAN

SEAN O'SULLIVAN'S CAREER PITCHING RECORD

YR	CLUB	W-L	ERA	G	GS	CG	SHO	SV	IP	H	R	ER	HR	HB	BB	SO	WP	BK
2006	Orem	4-0	2.14	14	14	0	0	0	71.1	65	23	17	2	5	7	55	2	0
2007	Cedar Rapids	10-7	2.22	25	25	0	0	0	158.1	136	58	39	6	9	40	125	9	0
2008	Rancho Cucamonga	16-8	4.73	28	25	1	0	0	158.0	167	94	83	8	11	50	111	12	0
2009	Arkansas	1-2	5.30	3	3	0	0	0	18.2	21	11	11	1	0	0	14	0	0
	Salt Lake	6-4	5.48	14	13	1	1	0	69.0	74	42	42	9	3	20	48	3	0
	LOS ANGELES (AL)	4-2	5.92	12	10	0	0	0	51.2	60	34	34	12	1	16	29	1	0
2010	Salt Lake	5-5	4.76	15	15	1	0	0	85.0	95	50	45	8	3	31	58	3	1
	LOS ANGELES (AL)	1-0	2.08	5	1	0	0	0	13.0	7	3	3	1	0	4	6	0	0
	KANSAS CITY	3-6	6.11	14	13	0	0	0	70.2	83	50	48	14	1	27	37	4	2
2011	Omaha	8-2	4.22	14	14	0	0	0	74.2	85	37	35	6	4	16	55	4	0
	KANSAS CITY	2-6	7.25	12	10	0	0	0	58.1	78	52	47	10	2	26	19	3	0
2012	Omaha	5-4	6.75	17	5	0	0	1	53.1	76	43	40	6	2	23	26	7	0
	Las Vegas	9-3	2.72	14	14	0	0	0	89.1	77	39	27	5	5	23	44	2	0
Major League Totals		10-14	6.13	43	34	0	0	0	193.2	228	139	132	37	4	73	91	8	2
Minor League Totals		64-35	3.92	144	128	3	1	1	777.2	796	397	339	51	42	210	536	42	1

2012 AND CAREER BATTING RECORD

YR	CLUB	AVG	G	AB	R	H	2B	3B	HR	RBI	SH	SF	HP	BB	SO	SB	CS	OBP	SLG
2012																			
No Major League Appearances																			
Major League Totals		.250	17	4	1	1	0	0	0	0	0	0	0	0	1	0	0	.250	.250

CAREER FIELDING

POSITION	PCT.	G	PO	A	E	TC	DP
Pitcher	.943	43	16	17	2	35	1

SINGLE-GAME HIGHS

INNINGS PITCHED.....8.0 IP, May 6, 2011 vs. Oakland
 LOW-HIT COMPLETE GAME.....None
 STRIKEOUTS.....6, twice, last April 21, 2011 vs. Cleveland
 MOST HITS ALLOWED.....15, May 28, 2011 at Texas
 MOST RUNS ALLOWED.....10, May 28, 2011 at Texas
 MOST WALKS ALLOWED.....7, April 30, 2011 vs. Minnesota
 MOST HOME RUNS ALLOWED.....5, May 28, 2011 at Texas
 CAREER WINNING STREAK.....Three games, June 16 - July 21, 2009
 CAREER 10-STRIKEOUT GAMES.....None
 CAREER HOME RUNS HIT.....None

CAREER TRANSACTIONS

2005.....Signed by the Los Angeles Angels of Anaheim as a third-round selection in the First-Year Player Draft.
 2010.....Acquired by the Kansas City Royals along with LHP Will Smith in exchange for INF Alberto Callaspo, July 22.
 2012.....Signed by the San Diego Padres as a minor league free agent, December 12.



GREGORIO PETIT
INFIELDER

73

BATS/THROWS: R/R
OPENING DAY AGE: 28
BORN: December 10, 1984 in Ocumare, VEN
RESIDENCE: Caracas, VEN
ACQUIRED: Signed as a minor league free agent, December 12, 2012
CONTRACT STATUS: Signed through 2013

HEIGHT/WEIGHT: 5-10/195
SERVICE TIME: 0.074

NON-ROSTER INVITEE

CAREER

2012: Spent the entire campaign with Triple-A Columbus in the Indians organization, playing in 111 games for the Clippers.

- ◆ Also played in the Venezuelan Winter League for Caracas, hitting .264 (23-for-87) in 27 games played.
- ◆ With Columbus, enjoyed his best month of the season in July, hitting .364 (32-for-88) with 15 runs scored in 26 games played.

2011: Missed the entire season due to a knee injury suffered with Caracas during the Venezuelan Winter League.

- ◆ Signed as a minor league free agent with the Padres and was invited to Big League camp before suffering the knee injury...was released by the Padres prior to the start of Spring Training.

2010: Spent the entire season with Triple-A Oklahoma City in the Rangers organization, playing in 130 games for the RedHawks.

2009: Played the majority of the season with Triple-A Sacramento, also playing in 11 games for the Athletics.

2008: Began the season with Triple-A Sacramento and saw his first Major League action with OAK, hitting .348 (8-for-23) in 14 games for the Big League club.

- ◆ Was one of 13 players to make their Major League debut for the Athletics.
- ◆ Made his Major League debut on 5/18 at ATL after being recalled on 5/16...started at second base in his debut... hit a single in the fourth inning of Jo-Jo Reyes for his first career hit.

2007: Split the season between Double-A Midland and Triple-A Sacramento and combined to hit a career-high .292 in 133 games.

- ◆ Named a Texas League mid-season All-Star.
- ◆ His .292 average ranked seventh-best in the A's farm system...hit .266 against left-handed pitching and .302 against right-handers.

2006: Played in a California League-leading 137 games for Single-A Stockton, spending the entire campaign with the Ports.

- ◆ Led the Ports in games, at-bats (519), triples (7), RBI (63) and stolen bases (22)...finished second in the A's farm system in stolen bases.

2005: Spent the entire campaign with Single-A Kane County, hitting .289 with a career-high nine home runs in 87 games for the Cougars.

- ◆ Missed a little over a month while on the DL from 5/5-6/12 with a sprained right finger.

2004: Began the year in extended Spring Training before joining Short-Season Vancouver in the Northwest League...made 68 appearances for Vancouver, all at shortstop.

2003: Played for the Athletics Rookie-Level affiliate in the Arizona Summer League in his first season playing in the United States.

2002: Made his professional debut with the Athletics Dominican Summer League affiliate, batting .280 with a home run and 21 RBI in 63 games.

PLAYERS

PERSONAL

Gregorio Jesus Petit...is married, Yessica...originally signed by Athletics' scout Julio Franco.

GREGORIO PETIT'S CAREER BATTING RECORD

YR	CLUB	AVG	G	AB	R	H	2B	3B	HR	RBI	SH	SF	HP	BB	SO	SB	CS	OBP	SLG
2002	DSL Athletics	.280	63	218	44	61	11	5	1	21	0	1	2	39	44	5	5	.392	.390
2003	AZL Athletics	.265	32	117	13	31	6	0	0	12	2	0	0	10	22	3	5	.323	.316
2004	Vancouver	.256	68	254	34	65	9	2	4	35	4	2	3	20	67	3	3	.315	.354
2005	Kane County	.289	87	287	55	83	10	4	9	33	3	1	1	26	44	8	2	.349	.446
2006	Stockton	.256	137	519	71	133	25	7	8	63	9	5	5	38	96	22	13	.310	.378
2007	Midland	.306	66	268	33	82	14	0	4	31	4	1	1	25	44	9	3	.366	.403
	Sacramento	.277	67	235	20	65	12	0	2	28	3	3	3	16	48	1	2	.327	.353
2008	Sacramento	.269	79	308	39	83	14	3	1	35	7	0	1	23	60	3	5	.322	.344
	OAKLAND	.348	14	23	4	8	2	0	0	0	0	0	0	2	9	0	0	.400	.435
2009	Sacramento	.244	98	357	45	87	18	0	5	32	7	7	1	26	83	0	2	.292	.336
	OAKLAND	.226	11	31	2	7	1	0	0	1	0	0	0	0	6	0	0	.226	.258
2010	Oklahoma City	.251	130	471	59	118	20	1	7	53	6	2	6	40	96	12	3	.316	.342
2011																			
2012	Columbus	.260	111	377	51	98	24	0	10	45	6	4	6	29	75	1	2	.320	.403
	Major League Totals	.278	25	54	6	15	3	0	0	1	0	0	0	2	15	0	0	.304	.333
	Minor League Totals	.266	938	3411	464	906	163	22	51	388	51	26	29	292	679	67	45	.327	.371

CAREER FIELDING

POSITION	PCT.	G	PO	A	E	TC	DP
Second Base	.980	12	21	29	1	51	6
Shortstop	.905	8	7	12	2	21	5
Third Base	1.000	3	1	4	0	5	0
Career Totals	.961	23	29	45	3	77	11

SINGLE-GAME HIGHS

HITTING STREAK.....Five games, May 18 - June 8, 2008
 HITS3, May 2, 2009 at Seattle
 DOUBLES1, three times, last May 3, 2009 at Seattle
 HOME RUNS.....None
 RBI.....1, May 2, 2009 at Seattle
 RUNS SCORED.....1, six times, last May 3, 2009 at Seattle
 WALKS1, twice, last July 6, 2008 at Chicago (AL)
 STRIKEOUTS.....3, May 19, 2008 vs. Tampa Bay
 CAREER MULTI-HOME RUN GAMES.....None
 CAREER GRAND SLAMSNone
 CAREER PINCH-HIT HOME RUNSNone

CAREER TRANSACTIONS

2001.....Signed by the Oakland Athletics as a non-drafted free agent, July 17.
 2010.....Acquired by the Texas Rangers in exchange for RHP Edwar Ramirez, March 24.
 2010.....Signed by the San Diego Padres as a minor league free agent, December 3.
 2012.....Signed by the Cleveland Indians as a minor league free agent, January 20.
 2012.....Signed by the San Diego Padres as a minor league free agent, December 12.

PETT



ADYS PORTILLO

RIGHT-HANDED PITCHER

65

BATS/THROWS: R/R
 OPENING DAY AGE: 21
 BORN: December 20, 1991 in Los Puertos de Altagracia, VEN
 RESIDENCE: Los Puertos de Altagracia, VEN
 ACQUIRED: Signed as a non-drafted free agent, July 2, 2008
 CONTRACT STATUS: Signed through 2013

CAREER

2012: Made 18 starts for Single-A Fort Wayne before being promoted to Double-A San Antonio in July and finishing the year with eight starts for the Missions.

- ◆ Set a Fort Wayne franchise-record for best ERA in a season of more than 75.0 IP by posting a 1.87 ERA (19 ER/91.2 IP) over his 18 starts for the TinCaps.
- ◆ Named a Midwest League mid-season and post-season All-Star.
- ◆ Named the No. 9 prospect in the Midwest League by *Baseball America* following the season.
- ◆ Rated as having the best fastball in the Padres organization according to *Baseball America's* best tools survey, prior to the season.

2011: Spent the entire campaign with Single-A Fort Wayne, appearing 23 games total with 20 starts for the TinCaps.

- ◆ Recorded 97 strikeouts in his 82.1 innings pitched for a 10.6 strikeouts per 9.0 IP ratio.

2010: Spent the majority of the season with Short-Season Eugene, also appearing in one game for Single-A Fort Wayne.

- ◆ In his 14 starts for the Emeralds, struck out 62 batters in 62.0 innings pitched for a perfect 9.0 strikeouts per 9.0 IP ratio.

2009: In his first professional season appeared in 13 games, 12 starts, for the Padres Rookie-Level affiliate in Peoria of the Arizona Summer League.

PERSONAL

Adys Portillo...ranked third on ESPN's Best Latino Prospects of 2008 list...originally signed by Padres' scouts Yfrain Linares, Felix Feliz and Randy Smith.

ADYS PORTILLO'S CAREER PITCHING RECORD

YR	CLUB	W-L	ERA	G	GS	CG	SHO	SV	IP	H	R	ER	HR	HB	BB	SO	WP	BK
2009	AZL Padres	1-9	5.13	13	12	0	0	0	52.2	67	41	30	2	3	28	44	12	0
2010	Eugene	2-6	4.79	14	14	0	0	0	62.0	55	41	33	2	5	40	62	12	0
	Fort Wayne	0-0	4.50	1	0	0	0	0	2.0	2	1	1	1	0	1	1	0	0
2011	Fort Wayne	3-11	7.11	23	20	0	0	0	82.1	89	66	65	10	3	55	97	12	2
2012	Fort Wayne	6-6	1.87	18	18	0	0	0	91.2	54	30	19	3	3	45	81	13	1
	San Antonio	2-5	7.20	8	8	0	0	0	35.0	34	33	28	4	5	25	26	6	0
Minor League Totals		14-37	4.86	77	72	0	0	0	325.2	301	212	176	22	19	194	311	55	3

CAREER TRANSACTIONS

2008.....Signed by the San Diego Padres as a non-drafted free agent, July 2.

PLAYERS



KEVIN QUACKENBUSH 84

RIGHT-HANDED PITCHER

BATS/THROWS: R/R

OPENING DAY AGE: 24

BORN: November 28, 1988 in Land O'Lakes, FL

RESIDENCE: Land O'Lakes, FL

ACQUIRED: Signed as an eighth-round selection in the 2011 First-Year Player Draft

CONTRACT STATUS: Signed through 2013

HEIGHT/WEIGHT: 6-3/221

SERVICE TIME: 0.000

QUACKENBUSH

NON-ROSTER INVITEE

CAREER

2012: Voted by fans as MiLB.com Relief Pitcher of the Year after going 3-2 with a 0.94 ERA (6 ER/57.2 IP), 27 saves in 30 opportunities and 70 strikeouts against 22 walks in 52 outings for Single-A Lake Elsinore.

◆ Led the California League with 27 saves and finished tied for sixth with 52 appearances.

◆ Named a California League mid-season and post-season All-Star.

◆ Pitched in the Arizona Fall League following the season, posting a 2.45 ERA (3 ER/11.0 IP) with 16 strikeouts against three walks over 11 relief outings.

◆ Selected to play in the Arizona Fall League Rising Stars game.

2011: In his first professional season split the campaign between Short-Season Eugene and Single-A Fort Wayne... combined to go 2-1 with a 0.64 ERA (3 ER/42.0 IP), 18 saves and 71 strikeouts against 12 walks in 35 total outings.

◆ Began the year with Eugene, posting a 0.44 ERA (1 ER/20.2 IP), nine saves and 33 strikeouts against six walks in 17 relief appearances before being promoted to Single-A Fort Wayne.

◆ Was a perfect nine-for-nine in save opportunities for the TinCaps.

PERSONAL

Kevin Quackenbush...attended the University of South Florida where he set a school record for relievers with a 0.80 ERA in 2011...also led the Big East Conference and ranked 13th nationally with 12 saves in 2011... graduated from Jesuit High School (FL) where he pitched no-hitters as both a junior and senior...signed by Padres' scout Willie Bosque.

KEVIN QUACKENBUSH'S CAREER PITCHING RECORD

YR	CLUB	W-L	ERA	G	GS	CG	SHO	SV	IP	H	R	ER	HR	HB	BB	SO	WP	BK
2011	Eugene	1-0	0.44	17	0	0	0	9	20.2	13	1	1	0	0	6	33	1	0
	Fort Wayne	1-1	0.84	18	0	0	0	9	21.1	12	2	2	0	0	6	38	0	0
2012	Lake Elsinore	3-2	0.94	52	0	0	0	27	57.2	42	9	6	1	0	22	70	3	0
Minor League Totals		5-3	0.81	87	0	0	0	45	99.2	67	12	9	1	0	34	141	4	0

CAREER TRANSACTIONS

2011.....Signed by the San Diego Padres as an eighth-round selection in the First-Year Player Draft.



CARLOS QUENTIN

OUTFIELDER

18

BATS/THROWS: R/R
OPENING DAY AGE: 30
BORN: August 28, 1982 in Bellflower, CA
RESIDENCE: San Diego, CA
ACQUIRED: From CHW in exchange for RHP Simon Castro and LHP Pedro Hernandez, December 31, 2011
CONTRACT STATUS: Signed through 2015 (mutual option for 2016)

HEIGHT/WEIGHT: 6-2/240
SERVICE TIME: 6.065

CAREER

2012: In his first campaign with the Padres played in 86 games, missing time to start the season after undergoing knee surgery during Spring Training.

- ◆ Began the season on the 15-day DL after undergoing surgery on his right knee on 3/19.
- ◆ Played in nine games on a rehab assignment between Triple-A Tucson and Single-A Lake Elsinore, hitting .357 (10-for-28).
- ◆ Reinstated from the 15-day DL on 5/28.
- ◆ In his first six games as a Padre, after coming off the DL, went 12-for-23 (.522) with four doubles, five home runs and nine RBI.
- ◆ His five home runs through his first six games as a Padre made him the only player to ever hit more than three home runs through his first six as a Padre (ELIAS)...Russell Branyan and Ed Sprague Jr. each had three through their first six games for SD.
- ◆ His nine extra-base hits (4 2B, 5 HR) in his first six games with the Padres were the most by any player in their first six games with a new team since 1921 (STATS Inc.).
- ◆ In his first three games for the Padres, had six extra-base hits total, which according to STATS Inc. were tied for the most extra-base hits by any player with a new team since 1921 (last: Mark Ellis for COL, 7/1-3/11).
- ◆ Started the season with an eight-game hit streak from 5/28-6/6, hitting .481 (13-for-27) over that stretch.
- ◆ Hit by pitch 17 times in 2012, tied for the most among all Major League players (also, Prince Fielder and Kevin Youkilis)...17 HBP set a new club record, passing previous mark of 15 by Kevin Kouzmanoff in 2008.
- ◆ Started 77 games total in 2012, including 69 in LF, five as DH and three in RF.
- ◆ Hit .329 (27-for-82) off left-handed pitching and .233 (47-for-202) against right-handers.
- ◆ Agreed to terms on a three-year contract extension through 2015 on 7/22.

QUICK HIT

- ◆ Graduate of University High School in San Diego, where he set school records in home runs and RBI, was the league Defensive Player of the Year in football and a member of the state champion basketball team.
- ◆ High school basketball teammates with Mark Prior and Luke Walton.
- ◆ Honored by the San Diego Hall of Champions as a 2008 Star of the Year.
- ◆ Played in three consecutive College World Series with Stanford from 2001-03.
- ◆ Entering the 2013 season, has been hit by 230 pitches over 1,104 games in his nine-year professional career (Majors and minors).

2011: Named to his second American League All-Star team and reached the 20-home run mark for the fourth consecutive season for the White Sox.

- ◆ Led the American League with a club-record-tying 23 HBP...tied Minnie Minoso's 1956 White Sox record.
- ◆ Made 100 starts in right field and 14 as designated hitter for CWS.
- ◆ Hit .294 (62-for-211) with 17 home runs and 49 RBI on the road compared to .214 (45-for-210) with seven homers and 28 RBI at home...home run total on the road tied for fourth among AL leaders while his road RBI total tied for 10th.
- ◆ Drove in five runs as part of a 3-for-4 Opening Day at CLE, tying Sammy Sosa (1991) for second most by a Sox player on Opening Day (Minoso, six in 1951).
- ◆ Belted his 100th career home run 4/16 vs. LAA.
- ◆ Connected for three home runs 5/24 at TEX, becoming the 13th player in CWS history to hit three in a game...his first three-homer game...one of four multi-homer games in 2011 (also 8/5 at MIN, 6/8 vs. SEA, 4/22 at DET).
- ◆ Placed on the DL from 8/27-9/12 with a sprained AC joint in his left shoulder...appeared in just one of the club's final 37 games.

2010: Appeared in a career-high 131 games in his third season with the White Sox...reached the 25-homer mark for the second time in his career, improving his home run and RBI totals from 2009.

- ◆ Ranked second in the AL with 20 HBP.
- ◆ Tied for ninth in the AL with a home run every 17.42 at-bats...20 of his 26 homers came against right-handed pitching, and 19 of them came prior to the All-Star break.
- ◆ Committed a career-high eight errors in his first full season in right field.
- ◆ Belted six home runs over his four games from 7/5-11, establishing a club record (missed 7/6-8 with a sore knee).
- ◆ Named AL Player of the Week for 6/21-27, hitting .389 (7-for-18) with four homers and 11 RBI.

PLAYERS

2009: Appeared in just 99 games for the White Sox, missing time due to plantar fasciitis in his left foot.

- ◆ On the disabled list from 5/29-7/19, missing 45 team games.
- ◆ Managed 21 home runs despite his time on the DL, reaching the 20-homer mark for the second consecutive season... went deep in back-to-back games six times, including three straight games on two occasions.

2008: Had a breakout year in his first campaign with the White Sox, finishing fifth in AL MVP voting while being named to his first All-Star team...received his first Silver Slugger award and was selected to The Sporting News AL All-Star team.

- ◆ Established career highs in hits, home runs, RBI, runs scored, on-base percentage and slugging percentage.
- ◆ Led the AL in home run ratio (13.33 AB/HR) and ranked second in home runs, slugging percentage, hit by pitch... ranked third in OPS (.965) and tied for fourth with 28 go-ahead RBI.
- ◆ Named MLB's "Clutch Performer of the Month" for May after hitting .290 with seven homers and 27 RBI.
- ◆ Was hit by a pitch in a Major League-record six straight games from 8/7-14.
- ◆ Had his season cut short after sustaining a fractured wrist on 9/1 at CLE...underwent surgery 9/8 to insert a screw into the wrist (performed by Dr. Cohen, Dr. Fernandez and Dr. Bush-Joseph).

2007: Played in 81 games during his final season in ARI, making 63 starts in right field and one in left field...also saw action at Triple-A Tucson, including some as part of a rehab assignment.

- ◆ Opened the season on the 15-day disabled list with a tear in his left labrum and rotator cuff...activated 4/16.
- ◆ Recorded his first career multi-homer game 5/12 vs. COL.
- ◆ Optioned to Tucson on 7/6 and recalled 7/27, playing in five games before going on the DL 8/2 with a right hamstring strain...was not included on the Diamondbacks postseason roster...underwent surgery on his left shoulder 10/9 in Phoenix.

2006: Split the season between Triple-A Tucson and ARI, seeing his first Big League action.

- ◆ Contract selected from Tucson on 7/20 and made his debut that night, going 1-for-4 with a two-run home run (off Mark Hendrickson) vs. LAD.
- ◆ During his time in the minors, ranked fourth in the PCL with a .424 OBP and led the league after being hit by 31 pitches.
- ◆ Rated by *Baseball America* as the No. 2 prospect in baseball entering the season.

2005: Spent the year at Triple-A Tucson after entering the season as the Diamondbacks No. 1 prospect according to *Baseball America*.

- ◆ Ranked fourth in the PCL in both walks and games and was second among all minor leaguers with 21 HBP.
- ◆ Split his time between right field (76 games) and center field (50 games).

2004: Saw his first professional action and was named the Diamondbacks organization's Player of the Year.

- ◆ Combined to hit .332 (150-for-543) with 33 doubles, one triple, 21 home runs, 89 RBI and 103 runs scored between Single-A Lancaster and Double-A El Paso...posted a .983 OPS.

2003: Missed the entire season after undergoing Tommy John surgery on his right elbow.

PERSONAL

Carlos Jose Quentin...married to Jeane...graduate of University High School in San Diego, where he set school records in home runs and RBI, was the league Defensive Player of the Year in football and a member of the state champion basketball team...attended Stanford University, where he was one of five finalists for the 2003 Golden Spikes Award...helped the Cardinal advance to the College World Series in 2001-03, including the finals in 2003...earned All-America honors from *Baseball America*, *Collegiate Baseball* and *USA Today/ Baseball Weekly*...named the 2001 Pac-10 Freshman of the Year...originally signed by Diamondbacks' scout Fred Costello.



PLAYERS

CARLOS QUENTIN'S CAREER BATTING RECORD

YR	CLUB	AVG	G	AB	R	H	2B	3B	HR	RBI	SH	SF	HP	BB	SO	SB	CS	OBP	SLG
2003																			
2004	Lancaster	.310	65	242	64	75	14	1	15	51	0	3	27	25	33	5	1	.428	.562
	El Paso	.357	60	210	39	75	19	0	6	38	0	2	16	18	23	0	6	.443	.533
2005	Tucson	.301	136	452	98	136	28	4	21	89	0	8	29	72	71	9	1	.422	.520
2006	Tucson	.289	85	318	66	92	30	3	9	52	0	2	31	45	46	5	0	.424	.487
	ARIZONA	.253	57	166	23	42	13	3	9	32	1	1	8	15	34	1	0	.342	.530
2007	Tucson	.348	33	115	30	40	12	1	4	27	0	2	9	9	14	0	1	.430	.574
	ARIZONA	.214	81	229	29	49	16	0	5	31	1	4	11	18	54	2	2	.298	.349
2008	CHICAGO (AL)	.288	130	480	96	138	26	1	36	100	0	3	20	66	80	7	3	.394	.571
2009	Kannapolis	.333	2	3	0	1	1	0	0	1	0	0	0	2	0	0	0	.600	.667
	Charlotte	.378	12	37	10	14	3	0	1	9	0	1	2	5	2	0	0	.467	.541
	CHICAGO (AL)	.236	99	351	47	83	14	0	21	56	0	2	15	31	52	3	0	.323	.456
2010	CHICAGO (AL)	.243	131	453	73	110	25	2	26	87	0	4	20	50	83	2	2	.342	.479
2011	CHICAGO (AL)	.254	118	421	53	107	31	0	24	77	0	5	23	34	84	1	1	.340	.499
2012	Lake Elsinore	.429	4	14	3	6	1	0	1	5	0	0	1	0	2	0	0	.467	.714
	Tucson	.286	5	14	5	4	0	0	1	4	0	0	1	2	3	0	0	.412	.500
	SAN DIEGO	.261	86	284	44	74	21	0	16	46	0	3	17	36	41	0	1	.374	.504
	Major League Totals	.253	702	2384	365	603	146	6	137	429	2	22	114	250	428	16	9	.349	.492
	Minor League Totals	.315	402	1405	315	443	108	9	58	276	0	18	116	178	194	19	9	.429	.529

CAREER FIELDING

POSITION	PCT.	G	PO	A	E	TC	DP
Outfield	.979	619	1079	24	24	1127	5

SINGLE-GAME HIGHS

HITTING STREAK.....12 games, May 29 - June 10, 2011
HITS.....4, five times, last April 6, 2011 at Kansas City
DOUBLES.....2, 15 times, last August 7, 2011 at Minnesota
HOME RUNS.....3, May 24, 2011 at Texas
RBI.....6, April 14, 2010 at Toronto
RUNS SCORED.....3, eight times, last August 25, 2012 at Arizona
WALKS.....3, five times, last June 13, 2012 at Seattle
STRIKEOUTS.....3, nine times, last June 19, 2012 vs. Texas
CAREER MULTI-HOME RUN GAMES (16).....last June 5, 2012 vs. San Francisco
CAREER GRAND SLAMS (4).....May 14, 2008 at Los Angeles (AL)
September 19, 2009 vs. Kansas City
April 14, 2010 at Toronto
July 11, 2010 vs. Kansas City
CAREER PINCH-HIT HOME RUNS (2).....July 28, 2006 at Houston
June 11, 2010 at Chicago (NL)

CAREER TRANSACTIONS

2003.....Signed by the Arizona Diamondbacks as a first-round selection (29th overall) in the First-Year Player Draft.
2007.....Acquired by the Chicago White Sox in exchange for INF/OF Chris Carter, December 3.
2011.....Acquired by the San Diego Padres in exchange for RHP Simon Castro and LHP Pedro Hernandez, December 31.

PLAYERS

1

RANSOM



CODY RANSOM

INFIELDER

BATS/THROWS: R/R

OPENING DAY AGE: 37

BORN: February 17, 1976 in Mesa, AZ

RESIDENCE: Gilbert, AZ

ACQUIRED: Signed as a minor league free agent, December 20, 2012

CONTRACT STATUS: Signed through 2013

HEIGHT/WEIGHT: 6-2/200

SERVICE TIME: 4.008

NON-ROSTER INVITEE

CAREER

2012: Played in a career-high 90 Major League games between the Diamondbacks and Brewers, appearing in 64 games for MIL and 26 for ARI while also spending time with Triple-A Reno.

- ◆ Began the season as a non-roster invitee to D-backs Spring Training camp, starting the year with Triple-A Reno.
- ◆ Played in 10 games for the Aces before being selected by ARI in late April.
- ◆ Designated for assignment by the D-backs on 5/21 and claimed off waivers by the Brewers.
- ◆ Hit his first career grand slam on 7/13 vs. PIT for the Brewers off Pirates pitcher Tony Watson.
- ◆ After playing in 64 games for the Brewers was claimed back off waivers by the D-backs where he finished the season.

QUICK HIT

- ◆ Became the first player in New York Yankees history to homer in his first two plate appearances as a Yankee in 2008 (8/17 and 8/22).
- ◆ Made the final putout in the history of the original Yankee Stadium at first base on 9/21/08 vs. BAL.

2011: Spent the majority of the season with Triple-A Reno in the Diamondbacks organization, hitting .317 (118-for-372) with 29 doubles, 27 home runs and 92 RBI in 101 games...also appeared in 12 games with the Big League club.

- ◆ Named a Pacific Coast League mid-season and post-season All Star.
- ◆ Ranked among PCL leaders in slugging percentage (3rd, .629), on-base percentage (7th, .405), home runs (7th) and RBI (12th).
- ◆ Earned PCL Player of the Week honors for 6/20-26, batting .462 (12-for-26) with 4 home runs and 13 RBI.
- ◆ Selected by the D-backs on 7/21...led all Minor Leaguers with 89 RBI at the time of his promotion and ranked second with 57 extra-base hits.

2010: Spent the season in the Phillies organization, playing in 110 games for Triple-A Lehigh Valley and 22 games for the Major League club.

- ◆ Named an International League mid-season All-Star.

2009: Made his first career Opening Day start at third base for the Yankees before splitting the season between the Big League club and Triple-A Scranton/Wilkes-Barre.

- ◆ Opened the season with the Yankees and went 15-for-79 (.190) with 10 RBI in 31 games.
- ◆ Made 18 starts with the Yankees at third base, two at shortstop and one each at first and second.
- ◆ Was the Yankees' Opening Day third baseman due to Alex Rodriguez's hip injury.
- ◆ On the DL from 4/25-6/23 with a strained right quadriceps, including a 14-game rehab stint with Scranton/Wilkes-Barre.
- ◆ Designated for assignment on 8/5...elected free agency on 8/8 and signed a minor league contract with the Yankees on 8/10 to finish the season with Scranton/Wilkes-Barre.

2008: Spent the majority of the season with Triple-A Scranton/Wilkes-Barre, while also playing in 33 games for the Yankees, hitting .302 (13-for-43) for the Major League club.

- ◆ Named an International League mid-season All-Star.
- ◆ Selected by the Yankees on 8/15 and homered in his first career plate appearance with NYY on 8/17 vs. KC, becoming the 11th player in team history to homer in his first plate appearance in the expansion era (since 1961).
- ◆ Hit a home run in his second plate appearance as a Yankee on 8/22 at BAL...according to Elias, became the first Yankee to homer in his first two at-bats (or plate appearances) in franchise history and the first player to homer in his first two plate appearances with any club since 2000 (Keith McDonald, STL).
- ◆ Made the final putout in the history of the original Yankee Stadium at first base on 9/21 vs. BAL.

2007: Named Triple-A Round Rock's Most Valuable Player in the Astros organization after hitting .260 (131-for-503) with 35 doubles, 28 home runs and 90 RBI in 135 games for the Express...also played in 19 games for the Big League club.

- ◆ Finished ranked among Pacific Cost League leaders in extra-base hits (4th, 63), homers (7th), total bases (9th, 250) and doubles (T10th).



PLAYERS

2006: In his first year with the Astros organization spent the entire campaign with Triple-A Round Rock.

- ◆ Began the season with the Mariners' organization, but was traded to the Astros for cash considerations on 3/30.

2005: Split the season between Triple-A Oklahoma in the Rangers organization and Triple-Iowa in the Cubs organization.

- ◆ Began the year as a non-roster invitee with Chicago (NL) before being traded to the Rangers on 3/30 for cash considerations...released by the Rangers on 5/26 and resigned with the Cubs on 5/27.

2004: Made his first career Opening Day roster and played in a career-high 78 games for the Giants, while also playing in 36 games for Triple-A Fresno.

- ◆ Established career highs in RBI (11), hits (17), runs scored (13) and games (78) with the Giants.

2003: Spent the majority of the season with Triple-A Fresno, hitting .253 (100-for-396) with 12 home runs and 50 RBI for the Grizzlies.

- ◆ Named Fresno's Player of the Month for July after batting .318 (34-for-107) with five home runs and 18 RBI.
- ◆ Appeared in 20 games with the Giants over three separate stints.
- ◆ Hit his first career Major League home run on 8/9 vs. PHI off of Vicente Padilla.

2002: Played nearly the entire season with Triple-A Fresno, appearing in 135 games for the Grizzlies before appearing in seven games for the Giants in September, following the conclusion of Fresno's season.

- ◆ Collected his first Major League hit and RBI on 9/29 at HOU off of Roy Oswalt.
- ◆ Entered the season ranked by *Baseball America* as the Giants' 10th-best prospect and the Pacific Coast League's Best Defensive Shortstop.

2001: Played his first season at the Triple-A level with Fresno before seeing his first Major League action with the Giants in September.

- ◆ Named a Pacific Coast League mid-season All-Star.
- ◆ Was also the starting shortstop of the United States team in the MLB All-Star Futures Game in Seattle.
- ◆ Recalled by SF on 9/1 and went hitless in seven at-bats (nine games).
- ◆ Made his Major League debut as a pinch-hitter on 9/5 vs. ARI.
- ◆ Also participated in the Arizona Fall League, following the season.

2000: In his third professional season, spent the entire campaign with Double-A Shreveport, playing in 130 games for the Captains.

1999: Played the majority of his second professional campaign with Single-A Bakersfield, appearing in 99 games for the Blaze before playing in 14 games for Double-A Shreveport.

- ◆ Combined to hit .259 (103-for-357) with 12 doubles, six triples, 13 home runs and 51 RBI in 113 games between Bakersfield and Shreveport.
- ◆ Named a California League post-season All-Star.

1998: Made his professional debut with Short-Season Salem-Keizer in the Northwest League, playing in 71 games total for the Volcanoes.

- ◆ Finished ranked second in the Northwest League in triples (7) and doubles (12).

PERSONAL

Bryan Cody Ransom...he and his wife, Ericka, have a daughter, Mackenzie, and a son, Jordan...played collegiately at South Mountain Community College (AZ), Mesa State College of Colorado and Grand Canyon University (AZ)...graduated from Chandler High School (AZ)...originally signed by Giants' scout Doug Mapson.

PLAYERS

CODY RANSOM'S CAREER BATTING RECORD

YR	CLUB	AVG	G	AB	R	H	2B	3B	HR	RBI	SH	SF	HP	BB	SO	SB	CS	OBP	SLG
1998	Salem-Keizer	.233	71	236	52	55	12	7	6	27	3	4	2	43	56	19	6	.351	.419
1999	Bakersfield	.275	99	356	69	98	12	6	11	47	1	1	8	54	108	15	8	.382	.435
	Shreveport	.122	14	41	6	5	0	0	2	4	1	2	1	4	22	0	0	.208	.268
2000	Shreveport	.200	130	459	58	92	21	2	7	47	3	3	0	40	141	9	3	.263	.301
2001	Fresno	.241	134	469	77	113	21	6	23	78	3	5	0	44	137	17	2	.303	.458
	SAN FRANCISCO	.000	9	7	1	0	0	0	0	0	0	0	0	0	5	0	0	.000	.000
2002	Fresno	.207	135	449	53	93	18	4	13	46	12	6	3	47	151	6	4	.283	.352
	SAN FRANCISCO	.667	7	3	2	2	0	0	0	1	0	0	0	1	1	0	0	.750	.667
2003	Fresno	.253	112	396	56	100	16	4	12	50	3	3	3	45	91	14	4	.331	.404
	SAN FRANCISCO	.222	20	27	7	6	1	0	1	1	0	0	0	1	11	0	0	.250	.370
2004	Fresno	.309	36	136	29	42	6	2	10	21	2	0	1	19	30	8	0	.397	.603
	SAN FRANCISCO	.250	78	68	13	17	6	0	1	11	3	0	1	6	20	2	2	.320	.382
2005	Oklahoma	.261	24	92	13	24	5	0	5	17	0	0	0	8	32	0	1	.320	.478
	Iowa	.234	65	171	22	40	5	1	2	16	0	2	1	14	56	6	0	.293	.310
2006	Round Rock	.247	122	380	64	94	23	1	21	62	2	2	4	54	103	2	1	.345	.479
2007	Round Rock	.260	135	503	75	131	35	0	28	90	1	3	4	52	131	21	5	.333	.497
	HOUSTON	.229	19	35	9	8	2	0	1	3	0	0	2	9	9	0	0	.413	.371
2008	Scranton-Wilkes	.255	116	423	69	108	24	3	22	71	2	2	4	50	115	9	5	.338	.482
	NEW YORK (AL)	.302	33	43	9	13	3	0	4	8	1	0	1	6	12	0	0	.400	.651
2009	Scranton-Wilkes	.240	31	96	24	23	7	1	3	16	0	3	2	19	22	0	0	.367	.427
	NEW YORK (AL)	.190	31	79	11	15	9	1	0	10	0	0	0	7	25	2	0	.256	.329
2010	Lehigh Valley	.261	110	394	58	103	25	1	18	63	1	4	4	40	108	5	2	.333	.467
	PHILADELPHIA	.190	22	42	6	8	0	0	2	5	1	0	0	3	11	1	0	.244	.333
2011	Reno	.317	101	372	86	118	29	3	27	92	0	3	2	55	94	10	3	.405	.629
	ARIZONA	.152	12	33	3	5	2	0	1	4	0	0	1	3	9	1	0	.243	.303
2012	Reno	.294	10	34	5	10	2	0	2	9	0	0	0	6	14	0	0	.400	.529
	MILWAUKEE	.196	64	168	18	33	7	0	6	26	3	0	0	23	79	0	1	.293	.345
	ARIZONA	.269	26	78	11	21	7	0	5	16	0	0	3	7	30	0	0	.352	.551
Major League Totals		.220	321	583	90	128	37	1	21	85	8	0	8	66	212	6	3	.307	.395
Minor League Totals		.249	1445	5007	816	1249	261	41	212	756	34	43	39	594	1411	141	44	.331	.445

CAREER FIELDING

POSITION	PCT.	G	PO	A	E	TC	DP
Shortstop	.969	146	117	224	11	352	52
Third Base	.917	80	38	116	14	168	13
Second Base	.980	34	50	49	2	101	13
First Base	1.000	24	68	4	0	72	5
Outfield	---	1	0	0	0	0	0
Career Totals	.961	265	273	393	27	693	83

SINGLE-GAME HIGHS

HITTING STREAK.....Seven games, April 17 - June 25, 2009
HITS.....3, five times, last August 30, 2012 at Chicago (NL)
DOUBLES.....2, July 26, 2009 vs. Oakland
HOME RUNS.....2, September 26, 2008 at Boston
RBI.....4, three times, last July 13, 2012 vs. Pittsburgh
RUNS SCORED.....5, September 20, 2007 at St. Louis
WALKS.....2, eight times, last September 27, 2012 at San Francisco
STRIKEOUTS.....4, three times, last August 18, 2012 vs. Philadelphia
CAREER MULTI-HOME RUN GAMES (1).....September 26, 2008 at Boston
CAREER GRAND SLAMS (1).....July 13, 2012 vs. Pittsburgh
CAREER PINCH-HIT HOME RUNS (2).....August 17, 2008 vs. Kansas City
July 9, 2010 vs. Cincinnati

CAREER TRANSACTIONS

1995.....Selected by the Cleveland Indians in the 43rd round of the First-Year Player Draft (did not sign).
1998.....Signed by the San Francisco Giants as a ninth-round selection in the First-Year Player Draft.
2005.....Signed by the Chicago Cubs as a minor league free agent, January 20.
2005.....Acquired by the Texas Rangers in exchange for cash considerations, March 30.
2005.....Signed by the Chicago Cubs as a minor league free agent, May 27.
2006.....Signed by the Seattle Mariners as a minor league free agent, January 28.
2006.....Acquired by the Houston Astros in exchange for cash considerations, March 30.
2007.....Signed by the New York Yankees as a minor league free agent, November 27.
2009.....Signed by the Philadelphia Phillies as a minor league free agent, December 14.
2010.....Signed by the Arizona Diamondbacks as a minor league free agent, November 19.
2012.....Claimed off waivers by the Milwaukee Brewers, May 23.
2012.....Claimed off waivers by the Arizona Diamondbacks, August 31.
2012.....Signed by the San Diego Padres as a minor league free agent, December 20.

RANSOM



JASON RAY

RIGHT-HANDED PITCHER

71

BATS/THROWS: R/R
OPENING DAY AGE: 28
BORN: July 14, 1984 in Albuquerque, NM
RESIDENCE: Farmington, NM
ACQUIRED: Signed as a minor league free agent, May 6, 2011
CONTRACT STATUS: Signed through 2013

HEIGHT/WEIGHT: 5-11/208
SERVICE TIME: 0.000

NON-ROSTER INVITEE

CAREER

2012: In his second season with the Padres organization spent the majority of the campaign with Triple-A Tucson, also appearing in nine games for Double-A San Antonio.

◆ Combined to go 2-3 with a 3.71 ERA (22 ER/53.1 IP) and 63 strikeouts against 22 walks in 49 total appearances.

2011: Made 41 relief appearances for Single-A Lake Elsinore after signing a minor league contract with the Padres organization in May...also made eight relief appearances between Double-A San Antonio and Triple-A Tucson.

◆ In his 41 outings for the Storm, went 7-4 with 11 saves in 17 opportunities, a 2.52 ERA (15 ER/53.2 IP) and 64 strikeouts against 19 walks.

2010: Began the year with Double-A Midland in the Athletics organization, appearing in 24 games for the RockHounds before being released by the A's in late July.

2009: Split the year between Single-A Kane County and Single-A Stockton, making 35 relief appearances total after returning in May from Tommy John surgery...missed the entire 2008 season due to injury.

2007: Appeared in just eight games for Single-A Stockton, missing time on the disabled list due to a right elbow strain before undergoing Tommy John surgery and missing the remainder of the season.

2006: In his second professional campaign, made 20 starts and appeared in 31 games total between Single-A Kane County and Single-A Stockton.

◆ Named a Midwest League mid-season All-Star after going 6-1 with a 3.02 ERA in 13 starts for the Cougars.

2005: Made his professional debut with Short-Season Vancouver in the Northwest League, appearing in 20 games total for the Canadians.

◆ Struck out 56 batters over 29.2 innings for a 17.0 strikeouts per 90 IP ratio.

PERSONAL

Jason Gib Ray...graduated from Piedra Vista (NM) High School...attended Azusa Pacific University (CA)...originally signed by Athletics's scout and current Padres field coordinator, Randy Johnson.

JASON RAY'S CAREER PITCHING RECORD

YR	CLUB	W-L	ERA	G	GS	CG	SHO	SV	IP	H	R	ER	HR	HB	BB	SO	WP	BK
2005	Vancouver	0-1	2.12	20	0	0	0	0	29.2	17	8	7	1	2	23	56	2	0
2006	Kane County	6-1	3.02	13	13	2	1	0	65.2	48	29	22	1	5	35	68	6	1
	Stockton	5-5	4.95	18	7	0	0	0	60.0	59	36	33	9	6	33	48	7	0
2007	Stockton	1-1	2.53	8	0	0	0	0	10.2	5	4	3	0	0	9	14	2	1
2008									Did not play									
2009	Kane County	2-0	2.30	11	1	0	0	0	15.2	14	4	4	0	0	5	11	2	0
	Stockton	2-2	2.22	24	0	0	0	4	28.1	15	8	7	1	3	12	32	3	0
2010	Midland	3-3	4.41	24	0	0	0	0	34.2	37	22	17	4	1	21	17	10	0
2011	Lake Elsinore	7-4	2.52	41	0	0	0	11	53.2	42	20	15	2	2	19	64	0	1
	San Antonio	0-0	3.00	2	0	0	0	0	3.0	4	2	1	0	0	1	5	1	0
	Tucson	0-1	8.53	6	0	0	0	0	6.1	9	6	6	1	0	3	7	0	0
2012	San Antonio	1-0	4.50	9	0	0	0	0	8.0	7	5	4	0	0	4	17	0	0
	Tucson	1-3	3.57	40	0	0	0	3	45.1	47	23	18	7	0	18	46	5	0
Minor League Totals		28-21	3.42	216	21	2	1	18	361.0	304	167	137	26	19	183	385	38	3

CAREER TRANSACTIONS

2005.....Signed by the Oakland Athletics as an eighth-round selection in the First-Year Player Draft.

2011.....Signed by the San Diego Padres as a minor league free agent, May 6.

PLAYERS



CLAYTON RICHARD

LEFT-HANDED PITCHER

33

RICHARD

BATS/THROWS: L/L
OPENING DAY AGE: 29
BORN: September 12, 1983 in Lafayette, IN
RESIDENCE: Lafayette, IN
ACQUIRED: From CHW with LHP Aaron Poreda and RHPs Adam Russell and Dexter Carter in exchange for RHP Jake Peavy, July 31, 2009
CONTRACT STATUS: Signed through 2013

HEIGHT/WEIGHT: 6-5/243
SERVICE TIME: 4.070

CAREER

2012: Set career-highs in innings pitched (218.2) and tied his career-high in wins (14) and games started (33).

- ◆ Led the club with 18 quality starts, second-most in his career (20 QS in 2010).
- ◆ His 218.2 innings pitched were fourth-most among NL pitchers and ninth-most among all Major League pitchers.
- ◆ Allowed a career-high 31 home runs, the most among all National League pitchers and seventh-most among Big League pitchers.
- ◆ Held left-handed hitters to a .241 (48-for-199) opponents batting average with just two home runs to left-handed hitters.
- ◆ Tossed a five-hit shutout on 8/8 vs. CHI, the second shutout of his career (also, 9/21/10 at LAD) and third complete game of his career, second complete game of 9.0 innings.
- ◆ Had a career-best tying five-game win streak from 8/19-9/20 over a six-start span, going 5-0 with a 3.38 ERA (15 ER/40.0 IP) with the Padres 6-0 over that stretch...also had a five-game win streak in 2010 (7/28-8/24/10).
- ◆ Over six starts in June, went 3-2 with a 2.21 ERA (10 ER/40.2 IP).
- ◆ Over six starts in August, went 5-1 with a 2.42 ERA (12 ER/44.2 IP), tied for the most wins ever by a Padres pitcher in the month of August, just the third Padre to do so (also, Andy Benes in August 1991 and Jake Peavy in August 2007, both 5-0).
- ◆ From 6/12 through the end of the season, went 12-7 with a 3.68 ERA (58 ER/142.0 IP) and 64 strikeouts against 21 walks in his final 21 starts...Padres were 13-8 in his final 21 starts.
- ◆ In 14 starts at Petco Park, went 8-5 with a 3.02 ERA (32 ER/95.1 IP), a .245 (90-for-367) opponents batting average and 51 strikeouts against 15 walks, with the Padres 9-5 in his starts at home.
- ◆ At home, from 5/16-9/12, went 7-2 with a 2.90 ERA (23 ER/71.1 IP) over 10 starts, with the Padres 8-2 in those starts.
- ◆ Won five-straight home starts from 7/18-9/12, posting a 1.60 ERA (7 ER/39.1 IP) over that stretch...was the first Padres pitcher to win five-straight home starts within the same season since Greg Maddux also did so in 2007 (ELIAS).
- ◆ On 6/22 vs. SEA, went 2-for-2 at the plate with three RBI, earning the victory that day and becoming the first pitcher in Padres history to get a hit in each of his official at-bats, drive in three runs and get the win in the same game (ELIAS).
- ◆ On 5/20 vs. LAA, at the plate, had a pinch-hit single and scored the game-ending run in the bottom of the 13th inning.
- ◆ On 10/1 at MIL, his last game of 2012, hit his first Major League home run in the third inning off Shaun Marcum, a solo shot.

QUICK HIT

- ◆ Played both football and baseball at the University of Michigan, becoming the school's first two-sport baseball player since basketball's Robbie Reid (1998-99).
- ◆ Earned Big Ten all-academic honors as a football player in 2004.
- ◆ Hit a home run off Padres reliever Joe Thatcher when both were playing high school baseball in Indiana during the 2000 season.

2011: Made 18 starts for the Padres before undergoing season-ending arthroscopic surgery on his left shoulder on 7/29.

- ◆ Had a career-long five-game losing streak from 5/21-6/17, going 0-5 with a 3.79 ERA (15 ER/35.2 IP)...received just five runs of support total during that span.
- ◆ Received 40 runs of support throughout the season, with 17 of those coming in two outings (4/2 at STL; 5/16 at ARI)...two or fewer runs of support in 12 of his 18 starts (zero runs in six starts; one run in four starts; two runs in two starts).
- ◆ Won each of his last three starts before landing on the DL, posting a 1.59 ERA (3 ER/17.0 IP) over that stretch.
- ◆ Placed on the 15-day DL 7/5 with a strained left shoulder and transferred to the 60-day DL on 8/26.



PLAYERS

2010: Made a career-high 33 starts for the Padres in 2010, leading the club with a career-high 201.2 IP...also established career-bests in ERA (3.75), strikeouts (153) and wins (14).

- ◆ Ninth time in franchise history a left-handed pitcher has led the team in innings pitched and first since Bruce Hurst (244.2 IP) in 1989.
- ◆ Tossed his first CG shutout on 9/21 at LAD (9.0, 8, 0, 0, 2, 6)...second CG of his career and first 9.0-inning CG... first left-handed pitcher to toss a CG for San Diego since Sterling Hitchcock on 9/7/99 at PIT (8.0 IP, 3 ER)...first left-handed pitcher to throw a CG shutout for the Padres since Hitchcock did so on 8/14/98 vs. MIL.
- ◆ Started the season by going 6-4 with a 2.74 ERA (31 ER/102.0 IP) over his first 16 starts from 4/9-6/30.
- ◆ Struck out a career-high 10 batters on 6/30 vs. COL...tied for the most strikeouts by a Padre in 2010.
- ◆ Had a career-best five-game winning streak over six starts from 7/28-8/24.
- ◆ Went 6-6 with a 3.15 ERA (37 ER/105.2 IP) in 17 starts at Petco Park and 8-3 with a 4.41 ERA (47 ER/96.0 IP) in 16 starts on the road.
- ◆ Was 10-3 (.769) in 18 starts against National League West opponents, the most wins against the NL West for any pitcher in 2010...most wins by a Padre against the NL West since LHP Dennis Rasmussen (12 wins vs. NL West) and RHP Eric Show (11 wins vs. NL West) in 1988.
- ◆ Held left-handed hitters to a .228 (47-for-206) opponents batting average while right-handers hit at a .281 (159-for-565) clip...15 of his 16 home runs allowed to right-handers.
- ◆ Allowed a home run to Joey Votto on 9/26 vs. CIN, his first home run allowed to a left-handed hitter all season and first since his first start as a Padre on 8/1/09 vs. MIL (Prince Fielder)...snapped a streak of 241 homerless at-bats to left-handed hitters...only his fifth career home run allowed to a left-handed hitter...other three homers to left-handers were 4/10/09 vs. MIN (Justin Morneau), 6/3/09 vs. OAK (Jason Giambi) and 6/30/09 at CLE (Travis Hafner).

2009: Split the season between the White Sox and Padres, making a combined 38 appearances (26 starts)...acquired by the Padres 7/31 along with three other pitchers in exchange for Jake Peavy.

- ◆ Combined to go 9-5 with a 4.41 ERA (75 ER/153.0 IP) in his 38 games between Chicago and San Diego.
- ◆ Entered the season ranked by *Baseball America* as the No. 5 prospect in the White Sox organization.
- ◆ Began the season in the bullpen, posting a 4.32 ERA (8 ER/16.2 IP) in 12 relief appearances with the White Sox... moved to Chicago's rotation beginning 5/12 and started the rest of the season.
- ◆ As a starter, combined to go 9-5 with a 4.42 ERA (67 ER/136.1 IP) in his 26 starts between Chicago and San Diego.
- ◆ Tossed 8.0 innings of one-run ball in each of his last two starts with the White Sox (7/21 vs. TB; 7/26 at DET)...both outings marked career highs for innings pitched.
- ◆ Struck out a then-career-high eight on two occasions, 5/23 vs. PIT (with CWS) and 9/13 vs. COL (with SD).
- ◆ Including four Interleague starts with the White Sox and all 12 outings with San Diego, went 6-2 with a 3.94 ERA (36 ER/82.1 IP) vs. the National League.
- ◆ Finished the season going 1-0 with a 0.95 ERA (2 ER/19.0 IP) in his last three outings...worked at least 6.0 innings in each game, tossing shutout ball twice.

2008: Made his Major League debut and went 2-5 with a 6.04 ERA (32 ER/47.2 IP) in 13 games (eight starts) over two stints with the White Sox...also made 20 starts between Double-A Birmingham and Triple-A Charlotte.

- ◆ Was 2-5 with a 6.35 ERA (28 ER/39.2 IP) as a starter and 0-0 with a 4.50 ERA (4 ER/8.0 IP) in relief.
- ◆ Did not factor in the decision in his Major League debut on 7/23 vs. the Rangers (4 ER/4.0 IP)...struck out seven, the most by a Sox starter making his debut since Ravelo Manzanillo fanned eight on 9/25/88 vs. Kansas City.
- ◆ Optioned to Charlotte on 8/5 and recalled on 8/15...made his first relief appearance 8/17 at Oakland, striking out two in 1.0 scoreless IP...earned his first win 8/19 vs. Seattle with 6.0 scoreless IP...won his second straight start 8/25 at Baltimore (3 ER/6.0 IP).
- ◆ Went 12-6 with a 2.48 ERA (35 ER/127.2 IP) in 20 combined starts between Charlotte and Birmingham...went 9-0 with a 1.72 ERA (13 ER/68.2 IP) in his last 10 minor league starts.
- ◆ Was the starting pitcher for the United States team in the All-Star Futures game on 7/13 at Yankee Stadium, allowing one unearned run in 1.0 IP...selected to the initial U.S. Olympic roster, but did not play following his promotion to the Sox.
- ◆ Cited by *Baseball America* as possessing the best control among International League pitchers.
- ◆ Made two relief appearances in the ALDS vs. Tampa Bay, allowing one run over 6.1 IP with six strikeouts...struck out five in Game 1 at Tropicana Field, tying a club playoff record for strikeouts by a reliever (Jose DeLeon in Game 5 of the 1993 ALCS at TOR).

2007: Spent the season with Single-A Winston-Salem, going 8-12 with a 3.63 ERA (65 ER/161.1 IP) over 28 games (27 starts).

- ◆ Finished second in the Carolina League in innings pitched and eighth in ERA.
- ◆ Ranked among organizational leaders in innings pitched (3rd), complete games (T3rd) and ERA (6th).

2006: Combined to go 7-9 with a 3.85 ERA (51 ER/119.1 IP) in 22 games (21 starts) between Single-A Kannapolis and Single-A Winston-Salem.

2005: Combined to go 2-2 with a 3.33 ERA (19 ER/51.1 IP) between Rookie-Level Great Falls and Single-A Kannapolis.

- ◆ Named Pioneer league Pitcher of the Week for 6/27-7/3.

PLAYERS

PERSONAL

Clayton Colby Richard...he and his wife, Ashley, reside in Lafayette, Ind with their son, Cashton...attended the University of Michigan where he played football and baseball...went 0-1 with a 2.43 ERA and five saves in 21 games (two starts) for the Wolverines in 2005...became Michigan's first two-sport baseball player since basketball's Robbie Reid (1998-99)...redshirted during Michigan's 2003 Big Ten championship football season and did not play baseball in 2004...was 8-15 for 52 yards as a backup quarterback in 2004 and earned Big Ten all-academic honors...a 2003 graduate of McCutcheon High School in Lafayette, Ind...originally signed by White Sox scouts Nathan Durst and Mike Shirley.

RICHARD

CLAYTON RICHARD'S CAREER PITCHING RECORD

YR	CLUB	W-L	ERA	G	GS	CG	SHO	SV	IP	H	R	ER	HR	HB	BB	SO	WP	BK
2005	Great Falls	2-1	2.85	10	9	0	0	0	41.0	37	19	13	2	1	12	39	0	1
	Kannapolis	0-1	5.23	3	2	0	0	0	10.1	14	7	6	1	0	1	8	1	2
2006	Kannapolis	6-6	3.67	18	17	0	0	0	95.2	117	47	39	0	7	28	54	8	0
	Winston-Salem	1-3	4.56	4	4	1	0	0	23.2	29	18	12	2	1	6	12	1	0
2007	Winston-Salem	8-12	3.63	28	27	1	0	0	161.1	159	86	65	11	5	59	99	4	2
2008	Birmingham	6-6	2.47	13	13	1	1	0	83.2	66	29	23	2	4	16	53	3	0
	Charlotte	6-0	2.45	7	7	1	0	0	44.0	33	12	12	3	1	4	33	0	2
	CHICAGO (AL)	2-5	6.04	13	8	0	0	0	47.2	61	37	32	5	0	13	29	1	1
2009	CHICAGO (AL)	4-3	4.65	26	14	1	0	0	89.0	94	50	46	10	3	37	66	5	2
	SAN DIEGO	5-2	4.08	12	12	0	0	0	64.0	60	31	29	7	0	34	48	2	1
2010	SAN DIEGO	14-9	3.75	33	33	1	1	0	201.2	206	89	84	16	4	78	153	4	2
2011	SAN DIEGO	5-9	3.88	18	18	0	0	0	99.2	104	52	43	8	2	38	53	3	1
2012	SAN DIEGO	14-14	3.99	33	33	1	1	0	218.2	228	110	97	31	6	42	107	4	2
Major League Totals		44-42	4.13	135	118	3	2	0	720.2	753	369	331	77	15	242	456	19	9
Minor League Totals		29-29	3.33	83	79	4	1	0	459.2	455	218	170	21	19	126	298	17	7

2012 AND CAREER BATTING RECORD

YR	CLUB	AVG	G	AB	R	H	2B	3B	HR	RBI	SH	SF	HP	BB	SO	SB	CS	OBP	SLG
2012	SAN DIEGO	.087	36	69	5	6	2	0	1	7	8	1	0	1	40	0	0	.099	.159
Major League Totals		.110	128	181	12	20	6	0	1	16	22	3	1	3	83	0	0	.128	.160

DIVISION SERIES RECORD

YR	CLUB	W-L	ERA	G	GS	CG	SHO	SV	IP	H	R	ER	HR	HB	BB	SO	WP	BK
2008	CWS vs. TB	0-0	1.42	2	0	0	0	0	6.1	5	1	1	0	0	3	6	0	0

CAREER FIELDING

POSITION	PCT.	G	PO	A	E	TC	DP
Pitcher	.899	135	40	129	19	188	6

SINGLE-GAME HIGHS

INNINGS PITCHED.....9.0, twice, last August 8, 2012 vs. Chicago (NL)
 LOW-HIT COMPLETE GAME.....5, August 8, 2012 vs. Chicago (NL)
 STRIKEOUTS.....10, June 30, 2010 vs. Colorado
 MOST HITS ALLOWED.....11, twice, last September 15, 2010 at Colorado
 MOST RUNS ALLOWED.....9, August 3, 2008 at Kansas City
 MOST WALKS ALLOWED.....6, August 16, 2009 at St. Louis
 MOST HOME RUNS ALLOWED.....3, twice, last October 1, 2012 at Milwaukee
 CAREER WINNING STREAK.....Five games, twice, last August 19 - September 20, 2012
 CAREER 10-STRIKEOUT GAMES (1).....June 30, 2010 vs. Colorado
 CAREER HOME RUNS HIT (1).....October 1, 2012 at Milwaukee

CAREER TRANSACTIONS

2005.....Signed by the Chicago White Sox as an eighth-round selection in the First-Year Player Draft.
 2009.....Acquired by the San Diego Padres along with LHP Aaron Poreda and RHPs Adam Russell and Dexter Carter in exchange for Jake Peavy, July 31.



EDINSON RINCON

INFIELDER/OUTFIELDER

61

BATS/THROWS: R/R
 OPENING DAY AGE: 22
 BORN: August 11, 1990 in Santo Domingo, DOM
 RESIDENCE: Santo Domingo, DOM
 ACQUIRED: Signed as a non-drafted free agent, May 24, 2007
 CONTRACT STATUS: Signed through 2013

HEIGHT/WEIGHT: 6-1/217
 SERVICE TIME: 0.000

CAREER

2012: Spent the entire season with Double-A San Antonio, hitting .291 (144-for-494) over a career-high 134 games, also setting a career high in hits.

- ◆ Collected 40 extra-base hits total on the season with 30 doubles and 10 home runs.
- ◆ Saw his first action in the outfield, playing 27 games in left field for the Missions.

2011: Spent most of his time at Single-A Lake Elsinore, missing nearly half the season with a broken hamate bone after being hit by a pitch.

- ◆ Went down due to the injury 6/25, returning for three games with the AZL Padres before rejoining the Storm for four games 9/1-5.
- ◆ Rated as having the best infield arm in the Padres organization by *Baseball America* prior to the season.

2010: Played in a career-high 132 games for Single-A Fort Wayne after entering the season as the Padres No. 9 prospect according to *Baseball America*.

- ◆ Established career highs in nearly every category, having never played more than 70 games in a season prior to 2010.

2008: Named to the Short-A All-Star team, ranking among Northwest League leaders in walks (3rd), RBI (4th) and OBP (5th).

PERSONAL

Edinson Rincon...signed by Padres scouts Randy Smith and Felix Francisco out of the Dominican Republic.

EDINSON RINCON'S CAREER BATTING RECORD

YR	CLUB	AVG	G	AB	R	H	2B	3B	HR	RBI	SH	SF	HP	BB	SO	SB	CS	OBP	SLG
2007	Padres	.295	33	122	14	36	7	0	2	15	0	1	1	17	26	2	1	.383	.402
	Padres	.178	15	45	6	8	1	0	0	0	0	0	1	7	11	0	0	.302	.200
2008	Padres	.308	23	65	8	20	1	1	0	19	1	3	2	14	18	0	0	.429	.354
2009	Eugene	.300	70	267	47	80	18	3	7	47	0	3	9	46	60	5	0	.415	.468
2010	Fort Wayne	.250	132	511	72	128	35	1	13	69	0	4	6	44	95	1	2	.315	.399
2011	Padres	.300	3	10	0	3	0	0	0	1	0	0	0	1	1	0	0	.364	.300
	Lake Elsinore	.329	74	298	54	98	24	1	8	50	0	6	4	32	59	1	1	.394	.497
2012	San Antonio	.291	134	494	45	144	30	0	10	48	0	4	1	22	78	1	6	.321	.413
Minor League Totals		.285	484	1812	246	517	116	6	40	249	1	21	24	183	348	10	10	.355	.422

CAREER TRANSACTIONS

2007Signed by the San Diego Padres as a non-drafted free agent, May 24.

PLAYERS



RENE RIVERA
CATCHER

44

RIVERA

BATS/THROWS: R/R
OPENING DAY AGE: 29

HEIGHT/WEIGHT: 5-10/230
SERVICE TIME: 1.169

BORN: July 31, 1983 in Bayamon, PR

RESIDENCE: Bayamon, PR

ACQUIRED: Signed as a minor league free agent, December 12, 2012

CONTRACT STATUS: Signed through 2013

NON-ROSTER INVITEE

CAREER

2012: Spent the entire campaign with Triple-A Rochester, playing in 95 games for the Red Wings.

- ◆ Hit a career-high 10 home runs on the year.

2011: Split the season between Triple-A Rochester and the Major League club in his first season in the Twins organization.

- ◆ Played in a career-high 45 games for the Twins.

2010: Spent the season in the Yankees organization after signing as a minor league free agent, on 5/21... reported to Triple-A Scranton/Wilkes-Barre.

- ◆ Split time between designated hitter and catcher, hitting .303 (10-for-33) with two doubles, one home run and seven RBI as a catcher...hit safely in eight consecutive games, 5/27-6/12.
- ◆ Transferred to Double-A Trenton, 7/5...batted .319 (30-for-94) with 10 doubles, five home runs and 17 RBI in 25 games for the Thunder.
- ◆ Played in the Puerto Rican Winter League with Senadores de San Juan, batting .200 (16-for-80) in 25 games.

2009: Spent the season with Triple-A Buffalo after signing as a minor league free agent with New York (NL).

- ◆ Hit five home runs and recorded 16 RBI in 19 August games.
- ◆ Played 63 games at catcher for the Bisons and three games at third base.
- ◆ Also played in the Puerto Rican Winter League with Lobos de Arecibo.

2008: Began the season with Double-A Jacksonville, after signing with the Dodgers' organization...also spent time with Triple-A Las Vegas.

- ◆ Played in 38 games for the Suns...promoted to Triple-A Las Vegas on 6/2.
- ◆ Batted .311 (14-for-45) in 16 July games.
- ◆ Also played with Lobos de Arecibo in the Venezuelan Winter League, batting .269 (28-for-104) with 10 doubles, five home runs, 17 RBI and 14 runs scored in 33 games.

2007: Spent the season with Double-A West Tenn., playing in 91 games for the Diamond Jaxx.

- ◆ Hit safely in nine of his final 12 games of the season.

2006: Spent the entire season with the Mariners, playing in a career-high 35 games.

- ◆ Caught two complete games, on 6/11 (Felix Hernandez) and 6/17 (Gil Meche).
- ◆ Ranked third in the Majors and first in the American League with a 3.62 catcher's ERA among catchers with 25-or-more games caught.

2005: Split the season between Double-A San Antonio, Triple-A Tacoma and the Major League club, hitting .396 (19-for-48) in 16 games for the Mariners.

- ◆ Recalled by Seattle on 5/15 but did not appear in a game before being optioned to San Antonio on 5/20...recalled again on 5/30...made his first Major League start and singled off Chad Gaudin for first Major League hit, 5/31 vs. TOR.
- ◆ Hit his first Major League home run 6/26 at SD (off Woody Williams).
- ◆ Optioned to San Antonio on 6/28...transferred to Tacoma on 8/4...placed on the disabled list with right shoulder tendinitis, 8/24-9/3...recalled on 9/17 and hit .467 (7-for-15) in six games.

2004: Began the season with Single-A Inland Empire, playing in 107 games before being promoted to Triple-A Tacoma on 9/1.

- ◆ Recorded six hits in 15 at-bats for the Rainiers.
- ◆ Had his contract selected by Seattle on 9/15 and appeared in two games for the Mariners.
- ◆ Named a California League mid-season All-Star.
- ◆ Played with Carolina in the Puerto Rican Winter League, batting .241 (19-for-79) in 26 games.

2003: Spent the entire campaign with Single-A Wisconsin, playing in a career-high 116 games.

- ◆ Hit .314 (22-for-70) with 15 RBI in 19 April games...batted .347 (26-for-75) against left-handed pitching.



PLAYERS

2002: In his second professional season, spent the year with Short-Season Everett, playing in 62 games for the AquaSox.

- ◆ Batted .351 (13-for-37) in 11 June games...hit safely in 36 of 62 games, including 13 multi-hit games.
- ◆ Named a Northwest League post-season All-Star.
- ◆ Played with Carolina in the Puerto Rican Winter League.
- ◆ Also participated in the Mariners Arizona Instructional League.

2001: Played his first professional season with the Mariners Rookie-Level affiliate and Short-Season Everett.

- ◆ Began the year and his professional career with Everett in the Northwest League, batting .089 (4-for-45) with one double and two home runs.
- ◆ Transferred to the organization's Rookie-Level affiliate on 7/28, hitting .338 (24-for-71) in 21 games.
- ◆ Played with Carolina in the Puerto Rican Winter League.
- ◆ Also participated in the Mariners Arizona Instructional League.

PERSONAL

Rene Rivera...married to Mariel Perez...graduated from Papa Juan Pablo XXII High School in Bayamon, PR in 2001...named the Most Valuable Player of the Excellence Tournament held in Puerto Rico in 2001...originally signed by Mariners' scouts Pedro Grifol and Rafael Santo Domingo.

RENE RIVERA'S CAREER BATTING RECORD

YR	CLUB	AVG	G	AB	R	H	2B	3B	HR	RBI	SH	SF	HP	BB	SO	SB	CS	OBP	SLG
2001	Everett	.089	15	45	3	4	1	0	2	3	1	1	0	1	19	0	0	.106	.244
	AZL Mariners	.338	21	71	13	24	4	0	2	12	0	1	1	2	11	0	0	.360	.479
2002	Everett	.242	62	227	29	55	18	1	1	26	1	3	9	16	38	5	2	.314	.344
2003	Wisconsin	.275	116	407	39	112	19	0	9	54	1	5	7	38	81	2	2	.344	.388
2004	Tacoma	.400	4	15	3	6	1	0	1	1	0	0	0	0	3	0	0	.400	.667
	Inland Empire	.235	107	379	41	89	22	1	6	53	4	4	9	28	70	0	1	.300	.346
	SEATTLE	.000	2	3	0	0	0	0	0	0	0	0	0	0	1	0	0	.000	.000
2005	San Antonio	.278	57	212	20	59	14	1	2	21	1	0	1	7	35	1	0	.305	.382
	Tacoma	.204	14	49	3	10	3	0	1	6	0	0	0	2	12	0	1	.235	.327
	SEATTLE	.396	16	48	3	19	3	0	1	6	1	0	0	1	11	0	0	.408	.521
2006	Tacoma	.667	1	3	1	2	1	0	0	0	0	0	0	0	1	0	0	.667	1.000
	SEATTLE	.152	35	99	8	15	4	0	2	4	3	0	1	3	29	1	0	.184	.253
2007	West Tenn	.214	91	323	29	69	16	0	5	40	3	2	4	24	86	1	2	.275	.310
2008	Jacksonville	.231	38	134	13	31	5	0	5	18	1	1	1	11	32	0	0	.293	.381
	Las Vegas	.271	37	118	12	32	7	0	4	12	0	1	1	11	20	0	1	.336	.432
2009	Buffalo	.233	68	240	22	56	14	0	9	30	1	4	2	12	66	0	0	.271	.404
2010	Scranton/Wilkes	.250	19	68	3	17	3	0	2	11	0	1	0	1	17	0	0	.257	.382
	Trenton	.319	25	94	13	30	10	0	5	17	0	1	1	7	17	0	0	.369	.585
2011	Rochester	.268	43	149	15	40	12	0	5	24	3	1	2	11	27	0	0	.325	.450
	MINNESOTA	.144	45	104	9	15	3	0	1	5	0	1	1	8	32	0	0	.211	.202
2012	Rochester	.226	95	288	31	65	14	1	10	34	4	0	4	30	62	0	1	.307	.385
Major League Totals		.193	98	254	20	49	10	0	4	15	4	1	2	12	73	1	0	.234	.280
Minor League Totals		.248	813	2822	290	701	164	4	69	362	20	25	42	201	597	9	10	.306	.383

CAREER FIELDING

POSITION	PCT.	G	PO	A	E	TC	DP
Catcher	.984	96	524	34	9	567	6

SINGLE-GAME HIGHS

HITTING STREAK.....Five games, May 31 - June 12, 2005
HITS.....3, three times, last September 23, 2005 at Detroit
DOUBLES.....2, April 15, 2006 at Boston
HOME RUNS.....1, four times, last May 19, 2011 at Oakland
RBI.....3, June 26, 2005 at San Diego
RUNS SCORED.....2, June 25, 2006 at San Diego
WALKS.....1, 12 times, last September 21, 2011 vs. Seattle
STRIKEOUTS.....3, three times, last June 23, 2011 at San Francisco
CAREER MULTI-HOME RUN GAMES.....None
CAREER GRAND SLAMS.....None
CAREER PINCH-HIT HOME RUNS.....None

CAREER TRANSACTIONS

2001.....Signed by the Seattle Mariners as a second-round selection in the First-Year Player Draft
2007.....Signed by the Los Angeles Dodgers as a minor league free agent, November 29.
2008.....Signed by the New York Mets as a minor league free agent, November 20.
2010.....Signed by the New York Yankees as a minor league free agent, May 21.
2010.....Signed by the Minnesota Twins as a minor league free agent, December 16.
2012.....Signed by the San Diego Padres as a minor league free agent, December 12.

PLAYERS



DONN ROACH

RIGHT-HANDED PITCHER

86

ROACH

BATS/THROWS: R/R
OPENING DAY AGE: 23

HEIGHT/WEIGHT: 6-1/200
SERVICE TIME: 0.000

BORN: December 14, 1989 in Las Vegas, NV

RESIDENCE: Las Vegas, NV

ACQUIRED: From LAA along with INF Alexi Amarista in exchange for RHP Ernesto Frieri, May 3, 2012

CONTRACT STATUS: Signed through 2013

NON-ROSTER INVITEE

CAREER

2012: Split his season between Single-A Inland Empire in the Angels organization and Single-A Lake Elsinore and Double-A San Antonio after being traded to the Padres organization in May...combined to go 11-2 with a 1.88 ERA (22 ER/105.1 IP) in 18 games, 16 starts, on the season.

- ◆ Began the year with Inland Empire, going a perfect 5-0 with a 2.16 ERA (10 ER/41.2 IP) in six starts.
- ◆ Transferred to Lake Elsinore and went 5-1 with a 1.74 ERA (9 ER/46.2 IP) and 44 strikeouts against 11 walks in eight games, seven starts, before being promoted to San Antonio.
- ◆ In four games, three starts, for the Missions, went 1-1 with a 1.59 ERA (3 ER/17.0 IP).
- ◆ Named a California League mid-season All-Star.
- ◆ Overall on the season held opponents to a .219 (86-for-392) while striking out 87 against just 22 walks.
- ◆ Had his season cut short after landing on the disabled list in July with a right ankle sprain.

2011: In his second professional season spent the entire campaign with Single-A Cedar Rapids, pitching the entire year in relief with 45 appearances for the Kernels.

2010: Spent his first professional campaign with Rookie-Level Orem, pitching in 16 games, 10 starts for the Owlz.

- ◆ Struck out 59 batters in 53.2 innings for a 9.9 strikeout per 9.0 IP ratio.

PERSONAL

Donn Mitchell Roach...graduated from Bishop Gorman High School (NV)...attended the University of Arizona as well as the College of Southern Nevada...originally signed by Angels' scout Jeff Scholzen.

DONN ROACH'S CAREER PITCHING RECORD

YR	CLUB	W-L	ERA	G	GS	CG	SHO	SV	IP	H	R	ER	HR	HB	BB	SO	WP	BK
2010	Orem	4-1	6.04	16	10	0	0	0	53.2	64	39	36	6	7	16	59	7	1
2011	Cedar Rapids	5-5	3.45	45	0	0	0	2	70.1	73	33	27	1	3	20	68	11	0
2012	Inland Empire	5-0	2.16	6	6	0	0	0	41.2	36	11	10	1	1	3	29	1	0
	Lake Elsinore	5-1	1.74	8	7	0	0	0	46.2	41	15	9	1	4	11	44	3	0
	San Antonio	1-1	1.59	4	3	0	0	0	17.0	9	4	3	0	1	8	5	3	0
Minor League Totals		20-8	3.34	79	26	0	0	2	229.1	223	102	85	9	16	58	205	25	1

CAREER TRANSACTIONS

2008.....Selected by the Los Angeles Angels of Anaheim in the 40th round of the First-Year Player Draft (did not sign).

2010.....Signed by the Los Angeles Angels of Anaheim as a third-round selection in the First-Year Player Draft.

2012.....Acquired by the San Diego Padres along with INF Alexi Amarista in exchange for RHP Ernesto Frieri, May 3.



PLAYERS



EDDY RODRIGUEZ
CATCHER

74

BATS/THROWS: R/R
OPENING DAY AGE: 27

HEIGHT/WEIGHT: 6-0/220
SERVICE TIME: 0.009

BORN: December 1, 1985 in Villa Clara, CUB

RESIDENCE: Miami, FL

ACQUIRED: Signed as a minor league free agent, November 7, 2012

CONTRACT STATUS: Signed through 2013

NON-ROSTER INVITEE

CAREER

2012: Saw his first Big League actions with the Padres, hitting a home run in his first career plate appearance on 8/2 at CIN.

- ◆ Played in two games total for SD.
- ◆ Selected from Single-A Lake Elsinore on 7/31 for his first Major League stint.
- ◆ In his Big League debut and first career start on 8/2 at CIN hit a solo home run in his first career PA, just the second Padre in club history to homer in his first Major League at-bat (also, RHP Dave Eiland on 4/10/92 vs. LAD)...one of 10 Padres overall to homer for his first career Big League hit.
- ◆ Home run came against his former organization in CIN off his former teammate and battery-mate in the Reds organization, RHP Johnny Cueto.
- ◆ Started both of his two games for the Padres, also on 8/6 vs. CHI.
- ◆ Optioned to Triple-A Tucson on 8/9, hitting .180 (9-for-50) over 14 games for Tucson to end the season.

2011: Appeared for Single-A Lake Elsinore, Double-A San Antonio and Triple-A Tucson in his first year in the Padres organization.

- ◆ Combined to hit .246 (60-for-244) with 13 doubles, 10 home runs, 30 RBI and 33 runs scored in 70 games...appeared in 68 games behind the plate.

2010: Spent his second consecutive year playing independent ball, appearing in 80 games for Sioux Falls.

2009: Caught for El Paso in his first year of independent ball, playing in 84 games.

2008: Spent the majority of the season at Single-A Sarasota in his last year in the Reds organization...also played seven games for Double-A Chattanooga.

- ◆ Combined to hit .205 (52-for-254) with six doubles, one triple, seven home runs, 27 RBI and 24 runs scored in 77 games.

QUICK HIT

- ◆ Teammates with and Yonder Alonso at the University of Miami in 2008.
- ◆ One of three former University of Miami catchers to participate in the Padres 2012 and 2013 Spring Training, joining Jason Hagerty and Yasmani Grandal.

PERSONAL

Eddy Rodriguez...graduated from Coral Gables High School (FL)...attended the University of Miami, where he was teammates with Yonder Alonso, Ryan Braun and former Padres pitcher Cesar Carrillo...originally signed by Reds' scout Greg Zunino.

PLAYERS

RODRIGUEZ

EDDY RODRIGUEZ'S CAREER BATTING RECORD

YR	CLUB	AVG	G	AB	R	H	2B	3B	HR	RBI	SH	SF	HP	BB	SO	SB	CS	OBP	SLG
2006	GCL Reds	.235	7	17	1	4	2	0	1	4	0	1	1	1	5	0	0	.300	.529
2007	Dayton	.236	83	280	32	66	15	0	6	33	0	2	4	16	61	1	1	.285	.354
2008	Sarasota	.201	70	229	20	46	5	1	5	20	1	1	3	14	63	0	0	.255	.297
	Chattanooga	.240	7	25	4	6	1	0	2	7	0	0	1	2	8	0	0	.321	.520
2009	El Paso (IND)	.264	84	295	36	78	17	0	8	42	5	3	4	24	82	0	0	.325	.403
2010	Sioux Falls (IND)	.259	80	290	44	75	20	1	13	55	9	1	2	18	77	1	0	.305	.469
2011	Lake Elsinore	.272	46	158	23	43	10	0	8	21	2	1	2	12	41	0	0	.329	.487
	San Antonio	.209	18	67	7	14	3	0	1	6	0	0	1	4	18	0	0	.264	.299
	Tucson	.158	6	19	3	3	0	0	1	3	0	0	0	2	5	0	0	.238	.316
2012	Lake Elsinore	.223	87	328	37	73	13	0	13	36	0	3	3	19	100	2	1	.269	.381
	Tucson	.180	14	50	3	9	4	0	1	6	0	0	1	2	13	0	0	.226	.320
	SAN DIEGO	.200	2	5	1	1	0	0	1	1	0	0	0	2	3	0	0	.429	.800
Major League Totals		.200	2	5	1	1	0	0	1	1	0	0	0	2	3	0	0	.429	.800
Minor League Totals		.225	338	1173	130	264	53	1	38	136	3	8	16	72	314	3	2	.277	.369
Ind. League Totals		.262	164	585	80	153	37	1	21	97	14	4	6	42	159	1	0	.316	.436

CAREER FIELDING

POSITION	PCT.	G	PO	A	E	TC	DP
Catcher	1.000	2	20	1	0	21	0

SINGLE-GAME HIGHS

HITTING STREAK.....None
 HITS1, August 2, 2012 at Cincinnati
 DOUBLESNone
 HOME RUNS.....1, August 2, 2012 at Cincinnati
 RBI.....1, August 2, 2012 at Cincinnati
 RUNS SCORED.....1, August 2, 2012 at Cincinnati
 WALKS.....1, twice, last August 6, 2012 vs. Chicago (NL)
 STRIKEOUTS.....2, August 6, 2012 vs. Chicago (NL)
 CAREER MULTI-HOME RUN GAMES.....None
 CAREER GRAND SLAMSNone
 CAREER PINCH-HIT HOME RUNSNone

CAREER TRANSACTIONS

2006.....Signed by the Cincinnati Reds as a 20th-round selection in the First-Year Player Draft.
 2011.....Signed by the San Diego Padres as a minor league free agent, February 15.
 2012.....Signed by the San Diego Padres as a minor league free agent, November 7.



TYSON ROSS

RIGHT-HANDED PITCHER

66

BATS/THROWS: R/R
OPENING DAY AGE: 25
BORN: April 22, 1987 in Berkeley, CA
RESIDENCE: Oakland, CA
ACQUIRED: From OAK along with INF A.J. Kirby-Jones in exchange for LHP Andrew Werner and INF Andy Parrino, November 16, 2012
CONTRACT STATUS: Signed through 2013

HEIGHT/WEIGHT: 6-6/230
SERVICE TIME: 1.126

CAREER

2012: Split the season between the Major League club and Triple-A Sacramento in the Athletics organization, making 13 starts for both the A's and River Cats.

- ◆ In his 15 games, 13 starts, total for Sacramento, was 6-2 with a 2.99 ERA (26 ER/78.1 IP) and 64 strikeouts against 29 walks.
- ◆ In his 13 starts for the River Cats, was 5-2 with a 2.74 ERA (23 ER/75.2 IP) and 62 strikeouts against 28 walks.
- ◆ On 6/16 vs. SD, carried a no-hitter into the sixth inning before Carlos Quentin hit a two-run home run with two outs.

QUICK HIT

- ◆ Is the older brother of Padres 2011 first-round draft selection RHP Joe Ross.

2011: Appeared in 18 games, 15 starts, between Triple-A Sacramento and the Big League club for the A's, missing time due to a stint on the disabled list.

- ◆ Began the year with Triple-A Sacramento but was recalled on 4/6 before making an appearance with the River Cats...going 3-3 with a 2.75 ERA in nine games, six starts, before landing on the 15-day DL on 5/20 with a strained left oblique.
- ◆ Made four rehab starts before being reinstated from the DL and optioned to Sacramento on 7/25.
- ◆ Pitched in the Arizona Fall League following the season, going 1-3 with a 5.94 ERA in seven start.
- ◆ Named the No. 4 prospect in the A's organization by *Baseball America* heading into the season.

2010: Saw his first Big League action with Oakland, appearing in 26 games, two starts, for the A's after making the club's Opening Day roster...also made six starts for Triple-A Sacramento.

- ◆ Made his first career Opening Day roster as a non-roster invitee, the only non-roster invitee to make the A's Opening Day roster.
- ◆ Had his season cut short after being shut down on 8/10 with a strained right elbow.
- ◆ Over his first 11 appearances with the A's, had a 3.32 ERA.
- ◆ Made his Major League debut on 4/7 vs. SEA.
- ◆ Named the No. 6 prospect in the A's organization by *Baseball America* heading into the season.

2009: In his second professional season, split the year between Single-A Stockton and Double-A Midland, making 18 starts for the Ports and nine starts for the RockHounds.

- ◆ Posted a 3.96 ERA over his nine starts for the RockHounds.
- ◆ Struck out 82 batters in 86.1 innings with the Ports, an 8.5 strikeouts per 9.0 IP ratio.

2008: Made his professional debut with Single-A Kane County, playing in six games, four starts, for the Cougars after signing as a second-round selection in the First-Year Player Draft.

PERSONAL

Tyson William Ross...graduated from Bishop O'Dowd High School (CA) in 2005...named North Coast Section Player of the Year as a senior after going 12-1 with a 0.71 ERA and 130 strikeouts...was a member of the USA Junior National Team in 2004 and 05...attended the University of California, earning All-Pac-10 in 2007 and 2008...left Cal ranked third on the Bears' career strikeout list (271)...originally signed by Athletics' scout Jermaine Clark.

PLAYERS

TYSON ROSS' CAREER PITCHING RECORD

YR	CLUB	W-L	ERA	G	GS	CG	SHO	SV	IP	H	R	ER	HR	HB	BB	SO	WP	BK
2008	Kane County	0-1	4.66	6	4	0	0	0	19.1	16	11	10	1	2	5	16	1	0
2009	Stockton	5-6	4.17	18	18	0	0	0	86.1	78	49	40	10	8	33	82	5	0
	Midland	5-4	3.96	9	9	1	0	0	50.0	40	22	22	3	1	20	31	4	0
2010	Sacramento	2-1	3.55	6	6	0	0	0	25.1	22	10	10	1	4	13	30	1	0
	OAKLAND	1-4	5.49	26	2	0	0	1	39.1	39	24	24	4	0	20	32	5	0
2011	Stockton	0-0	9.00	1	1	0	0	0	1.0	2	1	1	0	0	1	1	0	0
	Sacramento	3-2	7.61	9	9	0	0	0	36.2	52	34	31	5	0	22	34	3	0
	OAKLAND	3-3	2.75	9	6	0	0	0	36.0	33	12	11	1	0	13	24	2	0
2012	Sacramento	6-2	2.99	15	13	1	0	0	78.1	69	33	26	4	3	29	64	4	0
	OAKLAND	2-11	6.50	18	13	0	0	0	73.1	96	56	53	7	5	37	46	2	1
Major League Totals		6-18	5.33	53	21	0	0	1	148.2	168	92	88	12	5	70	102	9	1
Minor League Totals		21-16	4.24	64	60	2	0	0	297.0	279	160	140	24	18	123	258	18	0

2012 AND CAREER BATTING RECORD

YR	CLUB	AVG	G	AB	R	H	2B	3B	HR	RBI	SH	SF	HP	BB	SO	SB	CS	OBP	SLG
2012	OAKLAND	.000	1	2	0	0	0	0	0	0	0	0	0	0	1	0	0	.000	.000
Major League Totals		.000	5	3	0	0	0	0	0	0	0	0	0	0	2	0	0	.000	.000

CAREER FIELDING

POSITION	PCT.	G	PO	A	E	TC	DP
Pitcher	.976	53	12	28	1	41	1

SINGLE-GAME HIGHS

INNINGS PITCHED.....7.1 IP, May 14, 2011 vs. Chicago (AL)
 LOW-HIT COMPLETE GAME.....None
 STRIKEOUTS.....8, May 14, 2011 vs. Chicago (AL)
 MOST HITS ALLOWED.....12, May 25, 2012 vs. New York (AL)
 MOST RUNS ALLOWED.....9, April 28, 2012 at Baltimore
 MOST WALKS ALLOWED.....5, April 22, 2012 vs. Cleveland
 MOST HOME RUNS ALLOWED.....3, May 25, 2012 vs. New York (AL)
 CAREER WINNING STREAK.....Two games, May 8-14, 2011
 CAREER 10-STRIKEOUT GAMES.....None
 CAREER HOME RUNS HIT.....None

CAREER TRANSACTIONS

2008.....Signed by the Oakland Athletics as a second-round selection in the First-Year Player Draft.
 2012.....Acquired by the San Diego Padres along with INF A.J. Kirby-Jones in exchange for LHP Andrew Werner and INF Andy Parrino, November 16.

ROSS



DANIEL STANGE

RIGHT-HANDED PITCHER

72

BATS/THROWS: R/R

OPENING DAY AGE: 27

BORN: December 22, 1985 in Orange, CA

RESIDENCE: Mesa, AZ

ACQUIRED: Signed as a minor league free agent, May 7, 2012

CONTRACT STATUS: Signed through 2013

HEIGHT/WEIGHT: 6-2/211

SERVICE TIME: 0.014

NON-ROSTER INVITEE

CAREER

2012: Began the season in the Diamondbacks organization, making three relief appearances for Triple-A Reno before being signed by the Padres as a minor league free agent...spent the majority of the season with Double-A San Antonio.

- ◆ Posted a 3.35 ERA with six saves in nine opportunities for San Antonio.
- ◆ Struck out 64 batters in 53.2 innings with the Missions for a 10.7 strikeouts per 9.0 IP ratio.
- ◆ Also pitched in two games for Triple-A Tucson.
- ◆ Was released by the D-backs organization on 4/17 after pitching in three games for Reno.

2011: Spent the entire campaign with Triple-A Reno, appearing in 25 games, one start, missing time due to a couple stints on the disabled list.

- ◆ Landed on the DL for a second time on 7/28, missing the remainder of the season with a right elbow injury.

2010: Split the majority of his season between Double-A Mobile and Triple-A Reno, also seeing his first Major League action with the Diamondbacks.

- ◆ Began the year with Reno, posting a 6.17 ERA (16 ER/23.1 IP) over 19 outings before being transferred to Mobile.
- ◆ With the BayBears, posted a 1.69 ERA (6 ER/32.0 IP) with 13 saves in 14 opportunities over 30 relief outings.
- ◆ Was recalled by the Big League club on 4/29, making his Major League debut on 4/29 at CHI with a scoreless inning against the Cubs...optioned back to Reno on 5/12.

2009: Over 39 outings for Double-A Mobile, was 0-4 with a 4.88 ERA (28 ER/51.2 IP) and 10 saves in 14 opportunities, spending the entire campaign with the BayBears.

- ◆ Named the D-backs' player of the month for May after posting a 2.70 ERA (4 ER/13.1 IP) with three saves in three changes and 10 strikeouts against three walks.

2008: Pitched in just 22 games between Single-A South Bend and Single-A Visalia after starting the season on the DL due to recovery from Tommy John surgery.

2007: Spent the majority of his second professional season with Single-A Visalia, posting a 3.19 ERA (15 ER/42.1 IP), 16 saves in 23 opportunities and 53 strikeouts against 18 walks in 38 relief outings.

- ◆ Also pitched in five games for Double-A Mobile.
- ◆ Named a California League mid-season All-Star.
- ◆ Had his season cut short due to injury...underwent Tommy John surgery on his right elbow in October following the season.

2006: Made his professional debut with Rookie-Level Missoula, appearing in 27 games for the Osprey.

- ◆ Recorded 13 saves in 17 opportunities.
- ◆ Struck out 48 batters in 36.0 innings for a 12.0 strikeouts per 9.0 IP ratio.

PERSONAL

Daniel A. Stange...married to Amanda...graduated from Elsinor High School (CA)...attended the University of California, Riverside...originally signed by Diamondbacks' scout Mark Baca.

PLAYERS

DANIEL STANGE'S CAREER PITCHING RECORD

YR	CLUB	W-L	ERA	G	GS	CG	SHO	SV	IP	H	R	ER	HR	HB	BB	SO	WP	BK
2006	Missoula	5-2	4.25	27	0	0	0	13	36.0	39	19	17	2	0	17	48	2	1
2007	Visalia	4-5	3.19	38	0	0	0	16	42.1	37	26	15	3	4	18	53	2	0
	Mobile	1-0	5.40	5	0	0	0	1	6.2	9	4	4	1	0	2	5	0	0
2008	South Bend	1-0	1.59	11	0	0	0	1	17.0	11	3	3	0	2	1	17	1	0
	Visalia	1-2	3.95	11	0	0	0	0	13.2	10	6	6	2	2	6	14	0	1
2009	Mobile	0-4	4.88	39	0	0	0	10	51.2	66	35	28	4	1	15	44	2	1
2010	Reno	4-3	6.17	19	0	0	0	2	23.1	29	17	16	3	0	10	16	4	0
	Mobile	4-1	1.69	30	0	0	0	13	32.0	14	6	6	1	2	11	18	3	2
	ARIZONA	0-0	13.50	4	0	0	0	0	4.0	4	6	6	1	0	6	2	0	0
2011	Reno	3-1	6.14	25	1	0	0	1	36.2	41	27	25	6	1	27	29	5	0
2012	Reno	0-0	23.62	3	0	0	0	0	2.2	8	8	7	0	1	5	2	0	0
	Tucson	0-0	0.00	2	0	0	0	0	1.1	1	1	0	0	0	3	1	0	0
	San Antonio	3-6	3.35	46	0	0	0	6	53.2	50	23	20	3	6	12	64	3	1
Major League Totals		0-0	13.50	4	0	0	0	0	4.0	4	6	6	1	0	6	2	0	0
Minor League Totals		26-24	4.17	256	1	0	0	63	317.0	315	175	147	25	19	127	311	22	6

2012 AND CAREER BATTING RECORD

YR	CLUB	AVG	G	AB	R	H	2B	3B	HR	RBI	SH	SF	HP	BB	SO	SB	CS	OBP	SLG
2012																			
No Major League appearances																			
Major League Totals		---	0	0	0	0	0	0	0	0	0	0	0	0	0	0	0	---	---

CAREER FIELDING

POSITION	PCT.	G	PO	A	E	TC	DP
Pitcher	1.000	4	0	1	0	1	0

SINGLE-GAME HIGHS

INNINGS PITCHED.....2.0 IP, May 8, 2010 vs. Milwaukee
 LOW-HIT COMPLETE GAME.....None
 STRIKEOUTS.....1, twice, last May 8, 2012 vs. Milwaukee
 MOST HITS ALLOWED.....2, May 11, 2010 vs. Los Angeles (NL)
 MOST RUNS ALLOWED.....3, May 11, 2010 vs. Los Angeles (NL)
 MOST WALKS ALLOWED.....3, May 11, 2010 vs. Los Angeles (NL)
 MOST HOME RUNS ALLOWED.....1, May 2, 2010 at Chicago (NL)
 CAREER WINNING STREAK.....None
 CAREER 10-STRIKEOUT GAMES.....None
 CAREER HOME RUNS HIT.....None

CAREER TRANSACTIONS

2003.....Selected by the Atlanta Braves in the 33rd round of the First-Year Player Draft (did not sign).
 2006.....Signed by the Arizona Diamondbacks as a seventh-round selection in the First-Year Player Draft.
 2012.....Signed by the San Diego Padres as a minor league free agent, May 7.

STANGE



TIM STAUFFER

RIGHT-HANDED PITCHER

46

BATS/THROWS: R/R
OPENING DAY AGE: 30
BORN: June 2, 1982 in Portland, ME
RESIDENCE: San Diego, CA
ACQUIRED: Originally signed as a first-round selection (fourth overall) in the 2003 First-Year Player Draft; resigned as a minor league free agent, January 29, 2013
CONTRACT STATUS: Signed through 2013

HEIGHT/WEIGHT: 6-1/216
SERVICE TIME: 5.007

NON-ROSTER INVITEE

CAREER

2012: Pitched in just one game for the Padres, missing time due to the disabled list.

- ◆ Made just one start for the Padres on 5/14 at WSH.
- ◆ Began the season on the 15-day DL, placed on 4/5 with a strained right elbow...reinstated on 5/14 to make the start and placed back on the 15-day DL shortly after on 5/18 with a right elbow strain...transferred to the 60-day DL on 6/10.
- ◆ Made two separate rehab stints...first one from 4/29-5/9, going 0-1 with a 1.72 ERA (3 ER/15.2 IP) with nine strikeouts against no walks over three starts between Triple-A Tucson and Single-A Lake Elsinore.
- ◆ Made his second rehab stint during his second DL stint, going 0-1 with a 6.75 ERA (5 ER/6.2 IP) over four starts between Rookie-Level Peoria, Single-A Lake Elsinore and Triple-A Tucson from 7/31-8/11.
- ◆ Underwent season-ending surgery on his right elbow on 8/31 to repair the flexor tendon.
- ◆ Cleared outright waivers on 10/26 and elected for free agency...resigned with the Padres as a minor league free agent on 1/29/13.
- ◆ After the trade of RHP Ernesto Frieri to the Los Angeles Angels in May, became the longest tenured player in the Padres organization.

QUICK HIT

- ◆ A four-sport athlete in high school, playing baseball, basketball, golf and soccer.
- ◆ Signed as a first-round selection out of the 2003 First-Year Player Draft, and is currently the longest tenured player in the entire Padres organization.

2011: Established new career highs in wins, starts, innings pitched, strikeouts and quality starts, besting his totals from 2010.

- ◆ Named the Padres Opening Day starter for the first time, pitching 3/31 at STL.
- ◆ Went 5-6 with a 2.97 ERA (39 ER/118.0 IP) over the first half of the season, becoming one of just four qualifying Padres pitchers to ever take a sub-3.00 ERA into the All-Star break (Jake Peavy in 2007 and 2008; Chris Young in 2007; Mat Latos in 2010).
- ◆ Posted a 2.57 ERA (27 ER/94.2 IP) in 15 starts at home and a 4.95 ERA (50 ER/91.0 IP) in 16 starts on the road.
- ◆ Worked 7.0-or-more innings on 10 occasions, including a career-high 8.0 frames 6/7 vs. COL.

2010: Set then-career-highs in games, wins, innings pitched and strikeouts.

- ◆ Went 3-3 with a 1.87 ERA (9 ER/43.1 IP) and .224 (35-for-156) opponents batting average over 25 relief appearances and 3-2 with a 1.83 ERA (8 ER/39.1 IP) and .213 (30-for-141) opponents average in seven starts.
- ◆ Started the season with a career-best 17.1-inning scoreless streak over nine relief outings from 4/5-5/5.
- ◆ Allowed just one run over his first 15 outings, one start, and 30.1 IP (0.30 ERA) from 4/5-7/28...allowed a .190 (20-for-105) opponents average over that span.
- ◆ Finished the season by making six starts from 9/6-10/2, going 3-2 with a 2.10 ERA (8 ER/34.1 IP) and .195 (24-for-123) opponents average.
- ◆ Made an emergency start on 5/9 at HOU, his first start of the season...placed on the 15-day on 5/11 (retro to 5/10) with an appendicitis after making his first start...reinstated on 7/1, missing a total of 46 games.
- ◆ Allowed one run or less in six of his seven starts, including no runs twice.
- ◆ Held left-handed hitters to a .197 (26-for-132) opponents batting average while right-handers hit at a .236 (39-for-165) clip.
- ◆ Won his last start of the season on 10/2 at SF, bringing the Padres to within one game of San Francisco in the NL West with one to play.

PLAYERS

2009: Returned to action after missing all of 2008, making 12 relief appearances for Double-A San Antonio and four starts for Triple-A Portland before being added to the Padres rotation.

- ◆ Contract selected from Portland 7/11...started that night at SF, making his first Major League appearance since 8/26/07...struck out a career-high-tying seven batters.
- ◆ Tied his career high with 14 starts, also setting career marks in win and strikeouts.
- ◆ Went 1-6 over his first eight starts with the Padres going 1-7, despite posting a 3.95 ERA (18 ER/41.0 IP) during that stretch...received an average of 3.29 runs of support.
- ◆ San Diego went 5-1 in his last six starts...posted a 3-1 record and 3.09 ERA (11 ER/32.0 IP) while receiving 5.91 runs of support.
- ◆ Allowed eight home runs in his 14 starts, without allowing multiple homers in any game...surrendered one long ball in his last five outings.
- ◆ Matched his career-high from 6/11/05 in strikeouts twice with seven on 7/11 at SF and 8/15 at STL.
- ◆ Split his minor league season between San Antonio (12 relief appearances) and Portland (four starts)...combined to go 3-1 with one save and a 2.14 ERA (10 ER/42.0 IP)...limited opponents to a .191 average.

2008: Missed the entire season after undergoing right shoulder surgery to repair a torn labrum.

2007: Split the season between Triple-A Portland and the Padres.

- ◆ Made two starts for the Padres, going 0-1 with a 21.13 ERA (18 ER/ 7.2 IP).
- ◆ In 25 games (20 starts) for Triple-A Portland, posted an 8-5 record with a 4.34 ERA (63 ER/130.2 IP) with 96 strikeouts compared to 36 walks.

2006: Spent the majority of the year at Triple-A Portland.

- ◆ Made one start for the Padres in 2006...picked up the win, allowing two runs (one earned) on three hits over 6.0 innings 8/21 vs. LAD.
- ◆ Paced the Beavers in wins (7), games started (26), strikeouts (89) and innings pitched (153.0).

2005: Began the season at Triple-A Portland, also appearing in 15 games (14 starts) for the Padres.

- ◆ Made his Major League debut on 5/11 at CIN, picking up the victory after tossing 6.0 innings, allowing just two runs on four hits...became the 17th Padres pitcher to earn a win in his Major League debut and the 14th as a starter.
- ◆ Became the sixth pitcher and the eighth player from the 2003 Draft to reach the Majors.
- ◆ In 13 starts overall with the Beavers, tallied a 3-5 record with a 5.14 ERA (43 ER/75.1 IP) with 64 strikeouts and only 17 walks.

2004: Went a combined 11-5 with a 2.89 ERA over 28 starts with Single-A Lake Elsinore, Double-A Mobile and Triple-A Portland.

- ◆ Made his professional debut with Lake Elsinore on 4/11 vs. Inland Empire.

PERSONAL

Timothy James Stauffer...he and his wife, Rosanne, have one son, Noah...played baseball, basketball, golf and soccer at Saratoga High School in New York...attended the University of Richmond...originally signed by Padres' scout Tripp Keister.



PLAYERS

TIM STAUFFER'S CAREER PITCHING RECORD

YR	CLUB	W-L	ERA	G	GS	CG	SHO	SV	IP	H	R	ER	HR	HB	BB	SO	WP	BK
2004	Lake Elsinore	2-0	1.78	6	6	0	0	0	35.1	28	10	7	0	1	9	30	0	0
	Mobile	3-2	2.63	8	8	1	0	0	51.1	56	17	15	3	0	13	33	2	0
	Portland	6-3	3.54	14	14	0	0	0	81.1	83	46	32	15	3	26	50	1	1
2005	Portland	3-5	5.14	13	13	1	1	0	75.1	90	48	43	5	5	17	64	3	0
	SAN DIEGO	3-6	5.33	15	14	0	0	0	81.0	92	50	48	10	2	29	49	0	0
2006	Portland	7-12	5.53	28	26	0	0	0	153.0	199	108	94	20	9	52	89	4	0
	SAN DIEGO	1-0	1.50	1	1	0	0	0	6.0	3	2	1	0	0	1	2	0	0
2007	Portland	8-5	4.34	25	20	0	0	0	130.2	147	73	63	12	4	36	96	7	0
	SAN DIEGO	0-1	21.13	2	2	0	0	0	7.2	15	18	18	5	1	6	6	0	0
2009	San Antonio	1-0	1.89	12	0	0	0	1	19.0	13	5	4	1	0	4	12	0	0
	Portland	2-1	2.35	4	4	0	0	0	23.0	16	7	6	1	0	4	16	1	0
	SAN DIEGO	4-7	3.58	14	14	0	0	0	73.0	71	31	29	8	5	34	53	1	0
2010	Portland	0-0	4.58	6	5	0	0	0	17.2	24	13	9	0	0	7	8	2	0
	SAN DIEGO	6-5	1.85	32	7	0	0	0	82.2	65	18	17	3	2	24	61	0	0
2011	SAN DIEGO	9-12	3.73	31	31	0	0	0	185.2	180	81	77	20	8	53	128	4	1
2012	Lake Elsinore	0-1	3.38	4	4	0	0	0	13.1	15	5	5	0	0	2	11	0	0
	Tucson	0-1	3.38	2	2	0	0	0	8.0	10	3	3	1	0	1	2	0	0
	SAN DIEGO	0-0	5.40	1	1	0	0	0	5.0	7	4	3	1	0	3	5	0	0
Major League Totals		23-31	3.94	96	70	0	0	0	441.0	433	204	193	47	18	150	304	5	1
Minor League Totals		32-30	4.15	123	103	2	1	1	609.0	682	336	281	58	22	171	412	20	1

2012 AND CAREER BATTING RECORD

YR	CLUB	AVG	G	AB	R	H	2B	3B	HR	RBI	SH	SF	HP	BB	SO	SB	CS	OBP	SLG
2012	SAN DIEGO	.000	1	1	0	0	0	0	0	1	1	0	0	0	0	0	0	.000	.000
Major League Totals		.160	97	125	7	20	3	0	0	12	16	1	1	4	57	0	0	.191	.184

CAREER FIELDING

POSITION	PCT.	G	PO	A	E	TC	DP
Pitcher	.991	96	37	70	1	108	4

SINGLE-GAME HIGHS

INNINGS PITCHED.....8.0 IP, June 7, 2011 vs. Colorado
 LOW-HIT COMPLETE GAME.....None
 STRIKEOUTS.....9, June 24, 2011 vs. Atlanta
 MOST HITS ALLOWED.....11, twice, last May 22, 2011 vs. Seattle
 MOST RUNS ALLOWED.....11, August 26, 2007 at Philadelphia
 MOST WALKS ALLOWED.....7, August 30, 2011 at Los Angeles (AL)
 MOST HOME RUNS ALLOWED.....5, August 13, 2011 at Cincinnati
 CAREER WINNING STREAK.....Three games, twice, last June 24 - July 5, 2011
 CAREER 10-STRIKEOUT GAMES.....None
 CAREER HOME RUNS HIT.....None

CAREER TRANSACTIONS

2000.....Selected by the Baltimore Orioles in the 36th round of the First-Year Player Draft (did not sign).
 2003.....Signed by the San Diego Padres as a first-round selection (fourth overall) in the First-Year Player Draft.
 2013.....Signed by the San Diego Padres as a minor league free agent, January 29.

PLAYERS



MATT STITES
RIGHT-HANDED PITCHER

85

STITES

BATS/THROWS: R/R

OPENING DAY AGE: 22

BORN: May 28, 1990 in Festus, MO

RESIDENCE: Festus, MO

ACQUIRED: Signed as a 17th-round selection in the 2011 First-Year Player Draft

CONTRACT STATUS: Signed through 2013

HEIGHT/WEIGHT: 5-11/170

SERVICE TIME: 0.000

NON-ROSTER INVITEE

CAREER

2012: Spent the entire campaign with Single-A Fort Wayne, posting a 0.74 ERA over 42 relief outings.

- ◆ His 0.74 ERA (4 ER/48.2 IP) set a Fort Wayne club-record for best ERA among pitchers with at least 45.0 IP.
- ◆ Named by *Baseball America* to the Low-A All-Star squad following the season.
- ◆ Issued just three walks total in his 48.2 innings.
- ◆ Went 13-for-16 in save opportunities.
- ◆ Struck out 60 batters total in 48.2 innings for an 11.1 strikeouts per 9.0 IP ratio.
- ◆ Held hitters to a .148 (25-for-169) average on the year.

2011: Made his professional debut with Short-Season Eugene, making 26 relief appearances total on the year, after signing as a 17th-round selection in the First-Year Player Draft.

- ◆ Spent the majority of the year with Eugene, pitching in 24 games for the Emeralds...recorded five saves in five opportunities.
- ◆ Also pitched in two games for Rookie-Level Peoria.
- ◆ Struck out 39 batters total in 34.2 innings for a 10.1 strikeouts per 9.0 IP ratio.

PERSONAL

Matthew Steven Stites...graduated from Festus High School (MO) where he earned first team all-state honors in 2008 as a senior...named to the All-Conference, All-District and All-Metro teams in 2007 and 2008...attended Jefferson College (MO) where he had a two-year record of 16-5...named All-Conference in 2009 and 2010...also attended the University of Missouri, where he led the Tigers in innings (92) and strikeouts (77) in 2011...originally signed by Padres' scout Jeff Stewart.

MATT STITES' CAREER PITCHING RECORD

YR	CLUB	W-L	ERA	G	GS	CG	SHO	SV	IP	H	R	ER	HR	HB	BB	SO	WP	BK
2011	AZL Padres	0-0	0.00	2	0	0	0	0	2.0	0	0	0	0	0	0	3	0	0
	Eugene	4-0	1.93	24	0	0	0	5	32.2	14	7	7	1	1	8	36	3	2
2012	Fort Wayne	2-0	0.74	42	0	0	0	13	48.2	25	7	4	4	1	3	60	2	1
Minor League Totals		6-0	1.19	68	0	0	0	18	83.1	39	14	11	5	2	11	99	5	3

CAREER TRANSACTIONS

2010.....Selected by the Chicago Cubs in the 33rd round of the First-Year Player Draft (did not sign).

2011.....Signed by the San Diego Padres as a 17th-round selection in the First-Year Player Draft.



HUSTON STREET

RIGHT-HANDED PITCHER

16

BATS/THROWS: R/R
OPENING DAY AGE: 29
BORN: August 2, 1983 in Austin, TX
RESIDENCE: Austin, TX
ACQUIRED: From COL along with cash considerations in exchange for LHP Nick Schmidt, December 7, 2011
CONTRACT STATUS: Signed through 2014 (club option for 2015)

HEIGHT/WEIGHT: 6-0/197
SERVICE TIME: 8.000

CAREER

2012: In his first season with the Padres, posted the best save percentage among all qualifying National League closers, going 23-for-24 in save opportunities, while also being honored with his first career All-Star selection.

- ◆ His 95.8 (23-for-24) save percentage ranked second-best overall among qualifying Major League relievers and was the third-best among qualifying relievers in Padres franchise history (Rod Beck, 100.0 in 2003 and Trevor Hoffman, 98.1 in 1998).
- ◆ Named to the 2012 National League All-Star team.
- ◆ Posted a career-best 21.1 scoreless innings streak from 6/20-8/10, second-longest streak by a Padres pitcher in 2012 behind Luke Gregerson's 23.0 scoreless innings streak.
- ◆ Converted 23-straight save opportunities from the start of the season up until his last outing, the second-longest save streak by a National League reliever in 2012 (Aroldis Chapman, CIN, 27-straight saves converted).
- ◆ Began the season by posting a 0.93 ERA (1 ER/9.2 IP) and 13 strikeouts against just two walks and three hits allowed in his first 10 outings before landing on the 15-day DL on 5/5 with a strained right lat.
- ◆ Made two relief appearances on a rehab stint with Single-A Lake Elsinore before being reinstated from the DL on 6/5.
- ◆ Went 2-0 with a 0.68 ERA (2 ER/26.1 IP), 17 saves in 17 chances and 32 strikeouts against just six walks and eight hits allowed for a .093 (8-for-86) opponents batting average from 6/5-8/10 after being reinstated from the DL.
- ◆ Placed back on the 15-day DL on 8/11 with a strained left calf...reinstated on 9/21 and worked in three final games from 9/21 through the end of the season.
- ◆ Had his first and only blown save of the season in his last outing of the year on 9/30 vs. SF, allowing two home runs and a season-high three runs total, his only home runs allowed in 2012 and his only game allowing multiple runs.
- ◆ Pitched on zero days of rest 11 times in 2012, converting all nine of his save opportunities on such occasions and not allowing a run in his 11.0 innings of work on those days.
- ◆ Agreed to terms on a contract extension through the 2014 season with a club option for 2015 on 7/29.

QUICK HIT

- ◆ Named Most Outstanding Player of the 2002 College World Series while playing for the University of Texas.
- ◆ Pitched for Team USA in the 2006 World Baseball Classic.

2011: Converted 29 of 33 save opportunities over 62 relief outings for the Rockies, topping 60 appearances for the fifth time in his career.

- ◆ Named MLB Delivery Man of the Month for April after leading the Majors with 10 saves in 10 opportunities...posted a 2.20 ERA (4 ER/16.1 IP) with 17 strikeouts in 15 April appearances.
- ◆ Picked up 26 of his saves prior to the All-Star break (26-for-28) and just three after the break (3-for-5)...made only 19 appearances after the break.
- ◆ Spent 12 games on the 15-day disabled list from 8/12-26 with a strained right triceps.
- ◆ Posted a 2.15 ERA (7 ER/29.1 IP) in his 30 road outings, converting 18 of 20 save opportunities.
- ◆ Finished the season with his third-highest save total and fifth-best save percentage in Rockies history...moved into third place on the Rockies all-time saves list with 84.

2010: Spent his second full season with the Rockies but missed the first 69 games of the year on the DL with an inflamed right shoulder.

- ◆ Reinstated from the DL on 6/22 and made his first appearance of the season that night.
- ◆ Recorded 20 saves in 25 opportunities, marking his second straight 20-save season.
- ◆ Held left-handed hitters to a .208 (15-for-72) average and right-handers to a .238 (24-for-101) average for an overall average of .225 (39-for-173).

2009: In his first season with Colorado, converted 35 saves in 37 opportunities...second-highest save total of his career and just the seventh 30-save season in franchise history.

- ◆ Led all COL relievers with four wins.
- ◆ Converted 26 consecutive save chances from 6/8-9/27, the longest streak by any NL pitcher that season and a new franchise record...his 94.5 save percentage was second in the NL and also the highest mark in COL history.
- ◆ Posted a 5.38 strikeout/walk ratio that ranked second in the NL (behind Chad Qualls, 6.43).
- ◆ Struck out three batters in 1.0-inning saves on four occasions.
- ◆ Named the NL Co-Player of the Week for week ending 6/14 (1.93 ERA, 5 games, 5 saves), his first career weekly honor.
- ◆ Made three appearances for COL in the NLDS, picking up two losses vs. PHI.

PLAYERS

2008: Began the season as the A's closer but was replaced toward the end of the season, converting 18 saves in 25 opportunities.

- ◆ Charged with a blown save and loss on Opening Day in Japan, 3/25 vs. BOS.
- ◆ Tied for third among AL relievers with seven wins and tied for sixth with five losses.

2007: Made 48 appearances, recording 16 saves while missing two months of the season on the DL.

- ◆ Ranked third among AL relievers, averaging 11.34 strikeouts per 9.0 IP.
- ◆ Placed on the 15-day DL 5/15 (retro to 5/13) with an irritation of the right ulnar nerve...reinstated 7/23 after a rehab assignment and made 30 appearances over the remainder of the season...used as a setup man immediately following his return from the DL and resumed his role as closer on 8/15.

2006: Tied for fourth in the American League with a career-high 37 saves, despite missing a total of 29 games due to injuries.

- ◆ Tied for the third-best single-season save total by a 23-year-old in MLB history.
- ◆ Also pitched for the United States in the World Baseball Classic, working scoreless ball over 3.0 innings and three outings.
- ◆ Recorded a save in five straight A's games from 6/8-13, becoming the first A's pitcher to do so since Billy Koch in 2002.
- ◆ Saved all three games of a series both 6/9-11 at NYY and 8/11-13 vs. TB.
- ◆ Placed on the 15-day DL 8/19 for the first time in his career with a strained right groin...reinstated from the DL on 9/8.
- ◆ Saw his first postseason action, making five relief appearances between the ALDS and ALCS...went 0-1 while picking up two saves in his only opportunities.

2005: Named AL Rookie of the Year by the Baseball Writers Association of America after leading all Major League rookies with 23 saves...became the sixth Oakland Athletic to win the award and at the time was just the third closer to be named AL Rookie of the Year, joining Gregg Olson (1989) and Kazuhiro Sasaki (2000).

- ◆ Also named AL Rookie Player of the Year by *The Sporting News* and received the Players Choice Award for the AL's Outstanding Rookie and was named Rookie of the Year by *Baseball America*.
- ◆ Took over as the A's closer following the injury to Octavio Dotel in May and set the Oakland rookie record for saves...his 23 saves were tied for seventh-most ever by an AL rookie and were fourth-most ever by a player 22-years-old or younger.
- ◆ Tied for second among AL rookies in appearances, ranked eighth in strikeouts, ninth in wins and was 10th in innings pitched...his 67 appearances were second-most ever by an Oakland rookie.
- ◆ Ranked second among all AL relievers in ERA, behind only Mariano Rivera...third-lowest relief ERA in OAK history.
- ◆ Named to the A's Opening Day Roster and made his ML debut 4/6 at BAL...first A's player to make his MLB debut within a year of begin drafted since Ariel Prieto went straight to the Majors in 1995.

2004: Made his professional debut pitching for all three levels of the OAK farm system...combined to go 1-1 with eight saves and a 1.38 ERA (4 ER/26.0 IP) in 21 outings between Single-A Kane County, Double-A Midland and Triple-A Sacramento.

PERSONAL

Huston Lowell Street...he and his wife Lacey have two sons, Ripken and Ryder...a graduate of Westlake (TX) High School in 2001...played for the the US national team following his 2002 and 2003 seasons at the University of Texas at Austin...led the Longhorns to three consecutive College World Series appearances and was named the 2002 CWS Most Outstanding Player after saving four games, including the championship game against South Carolina...named All-Big 12 selection from 2002-04...originally signed by Athletics' scout Blake Davis.



PLAYERS

HUSTON STREET'S CAREER PITCHING RECORD

YR	CLUB	W-L	ERA	G	GS	CG	SHO	SV	IP	H	R	ER	HR	HB	BB	SO	WP	BK
2004	Kane County	0-1	1.69	9	0	0	0	4	10.2	9	2	2	0	0	5	14	1	0
	Midland	1-0	1.35	10	0	0	0	3	13.1	10	2	2	0	1	3	14	1	0
	Sacramento	0-0	0.00	2	0	0	0	1	2.0	2	0	0	0	0	0	2	0	0
2005	OAKLAND	5-1	1.72	67	0	0	0	23	78.1	53	17	15	3	2	26	72	1	0
2006	OAKLAND	4-4	3.31	69	0	0	0	37	70.2	64	28	26	4	2	13	67	4	0
2007	Sacramento	0-0	0.00	1	1	0	0	0	1.0	1	0	0	0	0	0	2	0	0
	OAKLAND	5-2	2.88	48	0	0	0	16	50.0	35	20	16	5	0	12	63	0	0
2008	OAKLAND	7-5	3.73	63	0	0	0	18	70.0	58	29	29	6	1	27	69	2	0
2009	COLORADO	4-1	3.06	64	0	0	0	35	61.2	43	22	21	7	0	13	70	0	0
2010	Tulsa	0-0	0.00	2	1	0	0	0	1.1	1	0	0	0	0	1	2	0	0
	Colorado Springs	1-1	10.29	7	1	0	0	0	7.0	11	8	8	1	0	2	9	0	0
	COLORADO	4-4	3.61	44	0	0	0	20	47.1	39	21	19	5	2	11	45	2	1
2011	Colorado Springs	0-0	0.00	2	0	0	0	0	2.0	0	0	0	0	0	0	2	0	0
	COLORADO	1-4	3.86	62	0	0	0	29	58.1	62	28	25	10	1	9	55	0	0
2012	Lake Elsinore	0-0	9.00	2	2	0	0	0	2.0	1	2	2	1	0	1	1	0	0
	SAN DIEGO	2-1	1.85	40	0	0	0	23	39.0	17	8	8	2	0	11	47	1	0
Major League Totals		32-22	3.01	457	0	0	0	201	475.1	371	173	159	42	8	122	488	10	1
Minor League Totals		2-2	3.20	35	5	0	0	8	39.1	35	14	14	2	1	12	46	2	0

DIVISION SERIES RECORD

YR	CLUB	W-L	ERA	G	GS	CG	SHO	SV	IP	H	R	ER	HR	HB	BB	SO	WP	BK
2006	OAK vs. MIN	0-0	3.00	3	0	0	0	2	3.0	4	1	1	0	0	1	1	0	0
2009	COL vs. PHI	0-2	13.50	3	0	0	0	1	2.2	6	4	4	0	0	3	1	0	0
Division Series Totals		0-2	7.94	6	0	0	0	3	5.2	10	5	5	0	0	4	2	0	0

LEAGUE CHAMPIONSHIP SERIES RECORD

YR	CLUB	W-L	ERA	G	GS	CG	SHO	SV	IP	H	R	ER	HR	HB	BB	SO	WP	BK
2006	OAK vs. DET	0-1	10.80	2	0	0	0	0	3.1	4	4	4	2	0	0	3	0	00

2012 AND CAREER BATTING RECORD

YR	CLUB	AVG	G	AB	R	H	2B	3B	HR	RBI	SH	SF	HP	BB	SO	SB	CS	OBP	SLG
2012	SAN DIEGO	---	0	0	0	0	0	0	0	0	0	0	0	0	0	0	0	---	---
Major League Totals		.000	106	2	0	0	0	0	0	0	0	0	0	1	0	0	0	.000	.000

CAREER FIELDING

POSITION	PCT.	G	PO	A	E	TC	DP
Pitcher	.952	457	30	69	5	104	6

SINGLE-GAME HIGHS

INNINGS PITCHED.....3.1 IP, July 10, 2005 at Chicago (AL)
 LOW-HIT COMPLETE GAME.....None
 STRIKEOUTS.....5, May 19, 2008 vs. Tampa Bay
 MOST HITS ALLOWED.....5, twice, last September 25, 2006 at Seattle
 MOST RUNS ALLOWED.....4, four times, last September 17, 2011 vs. San Francisco
 MOST WALKS ALLOWED.....3, twice, last April 11, 2007 vs. Chicago (AL)
 MOST HOME RUNS ALLOWED.....2, four times, last September 30, 2012 vs. San Francisco
 CAREER WINNING STREAK.....Five games, twice, last August 15 - September 20, 2008
 CAREER 10-STRIKEOUT GAMES.....None
 CAREER HOME RUNS HIT.....None

CAREER TRANSACTIONS

2004.....Signed by the Oakland Athletics as a supplemental-round selection (40th overall) in the First-Year Player Draft.
 2008.....Acquired by the Colorado Rockies along with OF Carlos Gonzalez and LHP Greg Smith in exchange for OF Matt Holliday, November 10.
 2011.....Acquired by the San Diego Padres along with cash considerations in exchange for LHP Nick Schmidt, December 7.

PLAYERS



ERIC STULTS
LEFT-HANDED PITCHER

53

STULTS

BATS/THROWS: L/L
OPENING DAY AGE: 33

HEIGHT/WEIGHT: 6-0/231
SERVICE TIME: 2.075

BORN: December 9, 1979 in Plymouth, IN

RESIDENCE: Middlebury, IN

ACQUIRED: Claimed off waivers from CHW, May 17, 2012

CONTRACT STATUS: Signed through 2013

CAREER

2012: Posted career-bests in nearly every category after being claimed off waivers by the Padres in May...recorded a career-high eight wins and had a career-best 2.91 ERA (32 ER/99.0 IP) overall on the season.

- ◆ Claimed by the Padres off outright waivers from the Chicago White Sox on 5/17.
- ◆ Had made five starts for Triple-A Charlotte in the White Sox system to start the year, going 1-1 with a 2.20 ERA (7 ER/28.2 IP) and 26 strikeouts against 10 walks before playing in two games, one start, for the White Sox in May... was designated for assignment by the White Sox on 5/15.
- ◆ Made his Padres debut with a start on 5/19 vs. LAA, working 6.2 innings of two-run ball.
- ◆ Made four starts from 5/19-6/3 going 1-2 with a 3.33 ERA (9 ER/24.1 IP) before landing on the 15-day DL on 6/7 with a strained left lat.
- ◆ Made two rehab starts for Triple-A Tucson from 7/12-18 before being reinstated from the 15-day DL on 7/22.
- ◆ After being reinstated from the DL made four relief appearances from 7/23-8/2, posting a 2.70 ERA (2 ER/6.2 IP).
- ◆ Finished the season by making 10 starts from 8/6-9/29, going 7-1 with a 2.79 ERA (19 ER/61.1 IP), a .246 (57-for-232) opponents batting average and 39 strikeouts against just 14 walks over that stretch...Padres were 8-2 over his final 10 starts over that span.
- ◆ Overall as a starter in 2012 went 8-3 with a 2.95 ERA (30 ER/91.2 IP), a .244 (83-for-340) opponents average and 52 strikeouts against 25 walks allowed, including one start with the White Sox.
- ◆ With the Padres, posted a 2.49 ERA (14 ER/50.2 IP) over 11 games, seven starts, on the road against a 3.46 ERA (16 ER/41.2 IP) in seven starts at Petco Park...Padres went 5-2 in his seven starts at home and 5-2 in his seven starts on the road.
- ◆ Over seven games, five starts, in the month of August, went 4-0 with a 2.02 ERA (8 ER/35.2 IP), with the Padres 4-1 in those five starts...his 2.02 ERA in August was tied for fifth-best among qualifying NL pitchers during the month.
- ◆ At the plate for the Padres in 2012, hit .250 (7-for-28) with two doubles, three RBI and three runs scored...compiled a four-game hit streak from 8/13-29, going 5-for-9 (.556) over that stretch...all three of his RBI came on 8/24 at ARI with a two-run single and a RBI-double in that game.

2011: Worked exclusively as a reliever, spending the majority of the season with Triple-A Colorado Spring, also appearing in six games for the Rockies.

- ◆ Recalled on 7/3 by COL and made six relief appearances for the Rockies...outrighted back to Colorado Springs where he finished the season.
- ◆ With the Sky Sox, struck out 69 batters in 68.0 innings pitched for a 9.1 strikeouts per 9.0 IP.

2010: Spent the entire year in the Japanese Central League, making 21 starts for Hiroshima.

2009: Split the majority of the season between Triple-A Albuquerque and the Dodgers, appearing in 12 games for the Isotopes and 10 for the Dodgers.

- ◆ Started 10 games for LAD, going 4-3 with a 4.86 ERA (27 ER/50.0 IP).
- ◆ Tossed a four-hit shutout on 5/9 vs. SF...was on the disabled list from 5/31-7/1 with a sprained left thumb...made two rehab starts at Single-A Inland Empire.
- ◆ Optioned to Albuquerque on 7/1 and recalled a second time on 8/9...optioned back to Albuquerque following start on 8/9 and recalled a final time on 9/30.

2008: Played most of the season with Triple-A Las Vegas, making 20 starts for the 51s, while also making seven starts for the Dodgers.

- ◆ Went 2-3 with a 3.49 ERA (15 ER/38.2 IP) and 30 strikeouts in seven starts over three stints with the Dodgers.
- ◆ Tossed his first career shutout on 6/25 vs. CHW, allowing just four hits in just his ninth Major League start...became the first Dodger to throw a shutout within his first nine starts since Darren Dreifort on 5/22/98 vs. ARI (seven starts).

2007: Spent the majority of the season with Triple-A Las Vegas, also appearing in 12 games, five starts, over three stints with the Dodgers.



PLAYERS

2006: Made 26 starts for Triple-A Las Vegas, spending the majority of the year with the 51s, while also seeing his first Major League action with the Dodgers.

- ◆ Recalled on 9/4 by the Dodgers and made his Major League debut the following day on 9/5 at MIL, working 3.0 innings of relief.
- ◆ In his second career game, started on 9/10 at NYM, earning his first career victory after working 6.0 innings of two-hit, one-run ball.
- ◆ In his two starts with the Dodgers, was 1-0 with a 2.45 ERA (3 ER/11.0 IP).

2005: Split the year between Double-A Jacksonville and Triple-A Las Vegas, combining to go 7-10 with a 4.44 ERA (72 ER/146.0 IP) and 118 strikeouts over 27 games, 26 starts.

- ◆ Began the year with Jacksonville, going 4-3 with a 3.31 ERA (25 ER/68.0 IP) and 58 strikeouts in 12 starts before being promoted to Las Vegas.
- ◆ Had one stint on the disabled list from 5/15-24 with a swollen left hand.

2004: Appeared in 19 games total between Single-A Columbus and Single-A Vero Beach, going a combined 3-3 with a 2.56 ERA (9 ER/31.2 IP), four saves and 22 strikeouts.

- ◆ Had his season cut short due to undergoing surgery on his left elbow.

2003: Appeared in just 10 games, eight starts, between Single-A Vero Beach and Double-A Jacksonville, going 3-5 with a 5.05 ERA (23 ER/41.0 IP).

- ◆ Began the year with Jacksonville, where he went 3-4 with a 4.97 ERA (21 ER/38.0 IP) over nine games, seven starts.
- ◆ Made one start for Vero Beach...was placed on the Vero Beach disabled list on 5/26 with a strained left forearm and missed the remainder of the season.

2002: Combined to go 4-1 with a 2.82 ERA (16 ER/51.0 IP) and 49 strikeouts over 19 games, six starts, in his professional debut between Rookie-Level Great Falls, Single-A Vero Beach and Double-A Jacksonville.

PERSONAL

Eric William Stults...he and his wife, Stephanie, have two daughters, Madeline and Hallie, and one son, Luke...attended Bethel College (IN)...won the 2002 National Christian Collegiate Athletic Association Division I Championship...went 10-1 that season...also played basketball at Bethel...originally signed by Dodgers' scout Marty Lamb.

ERIC STULTS' CAREER PITCHING RECORD

YR	CLUB	W-L	ERA	G	GS	CG	SHO	SV	IP	H	R	ER	HR	HB	BB	SO	WP	BK
2002	Great Falls	1-0	2.25	5	0	0	0	1	8.0	6	4	2	0	0	3	9	0	0
	Vero Beach	3-1	3.00	13	6	0	0	0	42.0	39	19	14	3	1	20	40	2	0
	Jacksonville	0-0	0.00	1	0	0	0	0	1.0	0	0	0	0	0	0	0	0	0
2003	Jacksonville	3-4	4.97	9	7	0	0	1	38.0	46	23	21	5	0	13	14	0	0
	Vero Beach	0-1	6.00	1	1	0	0	0	3.0	6	2	2	0	0	1	1	0	0
2004	Columbus	1-2	2.49	12	0	0	0	3	21.2	18	8	6	0	0	6	16	1	0
	Vero Beach	2-1	2.70	7	0	0	0	1	10.0	11	4	3	0	1	4	6	0	0
2005	Jacksonville	4-3	3.31	12	12	0	0	0	68.0	73	33	25	6	0	14	58	2	0
	Las Vegas	3-7	6.58	15	14	0	0	0	78.0	107	60	57	15	1	24	60	1	0
2006	Las Vegas	10-11	4.23	26	26	1	0	0	153.1	153	85	72	10	5	68	128	7	0
	LOS ANGELES (NL)	1-0	5.60	6	2	0	0	0	17.2	17	12	11	4	0	7	5	0	0
2007	Las Vegas	5-7	7.56	21	17	0	0	0	89.1	134	76	75	12	2	36	81	7	0
	LOS ANGELES (NL)	1-4	5.82	12	5	0	0	0	38.2	50	26	25	5	1	17	30	2	0
2008	Las Vegas	7-7	3.82	20	20	0	0	0	117.2	118	53	50	14	1	35	102	6	0
	LOS ANGELES (NL)	2-3	3.49	7	7	1	1	0	38.2	38	18	15	6	1	13	30	0	0
2009	Inland Empire	0-0	1.23	2	2	0	0	0	7.1	5	2	1	0	0	0	5	0	0
	Albuquerque	5-4	5.20	12	11	0	0	0	64.0	86	43	37	5	0	24	40	1	0
2010	LOS ANGELES (NL)	4-3	4.86	10	10	1	1	0	50.0	51	27	27	3	4	26	33	2	0
	Hiroshima	6-10	5.07	21	21	-	-	0	124.1	149	74	70	23	3	46	87	2	0
2011	Colorado Springs	4-4	4.63	52	0	0	0	1	68.0	76	39	35	11	0	16	69	4	0
	COLORADO	0-0	6.00	6	0	0	0	0	12.0	11	8	8	4	1	4	7	0	0
2012	Charlotte	1-1	2.20	5	5	0	0	0	28.2	25	7	7	0	0	10	26	1	0
	CHICAGO (AL)	0-0	2.70	2	1	0	0	0	6.2	6	2	2	0	1	4	4	0	0
	Tucson	0-0	5.40	2	2	0	0	0	6.2	7	5	4	0	0	4	10	0	0
	SAN DIEGO	8-3	2.92	18	14	0	0	0	92.1	86	36	30	7	1	23	51	1	1
Major League Totals		16-13	4.15	61	39	2	2	0	256.0	259	129	118	29	9	94	160	5	1
Minor League Totals		49-53	4.60	215	123	1	0	7	804.2	910	463	411	81	11	278	665	32	0

PLAYERS

2012 AND CAREER BATTING RECORD

YR	CLUB	AVG	G	AB	R	H	2B	3B	HR	RBI	SH	SF	HP	BB	SO	SB	CS	OBP	SLG
2011	SAN DIEGO	.250	18	28	3	7	2	0	0	3	6	0	0	0	10	0	0	.250	.321
Major League Totals		.234	63	77	9	18	5	0	0	7	9	2	0	5	30	0	0	.274	.299

CAREER FIELDING

POSITION	PCT.	G	PO	A	E	TC	DP
Pitcher	.960	61	11	37	2	50	3

SINGLE-GAME HIGHS

INNINGS PITCHED.....9.0 IP, twice, last May 9, 2009 vs. San Francisco
 LOW-HIT COMPLETE GAME.....Four hits, twice, last May 9, 2009 vs. San Francisco
 STRIKEOUTS.....9, August 17, 2007 vs. Colorado
 MOST HITS ALLOWED.....11, September 30, 2007 vs. San Francisco
 MOST RUNS ALLOWED.....6, September 30, 2007 vs. San Francisco
 MOST WALKS ALLOWED.....7, May 25, 2009 at Colorado
 MOST HOME RUNS ALLOWED.....3, June 3, 2012 vs. Arizona
 CAREER WINNING STREAK.....Five games, August 6 - September 10, 2012
 CAREER 10-STRIKEOUT GAMES.....None
 CAREER HOME RUNS HIT.....None

CAREER TRANSACTIONS

2002.....Signed by the Los Angeles Dodgers as a 15th-round selection in the First-Year Player Draft.
 2010.....Signed by the Colorado Rockies as a minor league free agent, November 24.
 2011.....Signed by the Chicago White Sox as a minor league free agent, December 1.
 2012.....Claimed by the San Diego Padres off waivers from the Chicago White Sox, May 17.



JERRY SULLIVAN

RIGHT-HANDED PITCHER

89

BATS/THROWS: R/R

OPENING DAY AGE: 25

BORN: January 18, 1988 in Denville, NJ

RESIDENCE: Cornell, IL

ACQUIRED: Signed as a third-round selection in the 2009 First-Year Player Draft

CONTRACT STATUS: Signed through 2013

HEIGHT/WEIGHT: 6-4/225

SERVICE TIME: 0.000

NON-ROSTER INVITEE

CAREER

2012: Spent the entire campaign with Single-A Lake Elsinore, working primarily as a reliever.

- ◆ Registered 82 strikeouts over 81.1 innings pitched total for a 9.1 strikeouts per 9.0 IP ratio.
- ◆ As a reliever, went 4-4 with a 3.29 ERA (25 ER/68.1 IP), two saves and 72 strikeouts against 11 walks in 46 outings.
- ◆ Over the second half of the season, pitched exclusively in relief, going 3-2 with a 2.32 ERA (11 ER/42.2 IP) and 49 strikeouts against just three walks.
- ◆ Enjoyed his best month of the season in July when he went 1-1 with a 1.29 ERA (3 ER/21.0 IP) and 25 strikeouts against just two walks over 11 appearances.

2011: Played the entire year with Single-A Lake Elsinore, working exclusively as a starter.

- ◆ Made 28 starts for the Storm, going 6-9 with a 5.95 ERA (89 ER/134.2 IP).

2010: In his second professional season spent the entire campaign with Single-A Fort Wayne, working in 27 games, 26 starts, for the TinCaps.

- ◆ Named a Midwest League mid-season All-Star.
- ◆ Enjoyed his best month of the season in May, going 3-2 with a 2.97 ERA (11 ER/33.1 IP).

2009: Made his professional debut with Short-Season Eugene, working in 16 games, nine starts, for the Emeralds after signing as a third-round selection in the First-Year Player Draft.

- ◆ Over his nine starts, was 3-1 with a 3.73 ERA (17 ER/41.0 IP) and 46 strikeouts against 21 walks.

PERSONAL

Gerald Michael Sullivan...graduated from Mount Olive High School (NJ)...attended Oral Roberts University (OK)...recorded 116 strikeouts in 2009, the fourth-highest single-season total in school history...originally signed by Padres' scout Lane Decker.

JERRY SULLIVAN'S CAREER PITCHING RECORD

YR	CLUB	W-L	ERA	G	GS	CG	SHO	SV	IP	H	R	ER	HR	HB	BB	SO	WP	BK
2009	Eugene	5-3	4.02	16	9	0	0	0	53.2	44	26	24	5	4	27	58	7	2
2010	Fort Wayne	7-4	4.03	27	26	0	0	0	116.0	119	63	52	9	4	29	92	1	2
2011	Lake Elsinore	6-9	5.95	28	28	0	0	0	134.2	184	111	89	17	2	32	74	4	0
2012	Lake Elsinore	4-5	4.20	49	3	0	0	2	81.1	86	42	38	8	4	12	82	7	0
Minor League Totals		22-21	4.74	120	66	0	0	2	385.2	433	242	203	39	14	100	306	19	4

CAREER TRANSACTIONS

2009.....Signed by the San Diego Padres as a third-round selection in the First-Year Player Draft.

PLAYERS



JOE THATCHER

LEFT-HANDED PITCHER

54

THATCHER

BATS/THROWS: L/L
OPENING DAY AGE: 31

HEIGHT/WEIGHT: 6-2/230
SERVICE TIME: 4.068

BORN: October 4, 1981 in Indianapolis, IN
RESIDENCE: Westfield, IN

ACQUIRED: From MIL along with LHP Steve Garrison and RHP Will Inman in exchange for RHP Scott Linebrink, July 25, 2007
CONTRACT STATUS: Signed through 2013

CAREER

2012: Worked in 55 games for the Padres, the second-most appearances in his career (65 in 2010).

- ◆ Stint on the 15-day DL from 7/30-9/1 with right knee tendonitis.
- ◆ Had a rehab stint with Single-A Lake Elsinore, working in one game on 8/29 with a scoreless inning of work.
- ◆ Before going on the DL, was 0-4 with a 3.42 ERA (10 ER/26.1 IP) and 28 strikeouts against 10 walks over his first 40 relief outings.
- ◆ Over his final 15 outings after coming off the DL, was 1-0 with a 3.38 ERA (2 ER/5.1 IP) and 11 strikeouts against four walks.
- ◆ Earned the first save of his career on 7/2 at ARI.
- ◆ Worked scoreless ball in 46 of his 55 outings in 2012.
- ◆ Held left-handed hitters to a .175 (11-for-63) average while right-handers hit at a .333 (19-for-57) clip off him.
- ◆ Allowed just seven of his 46 (15.2 %) inherited runs to score.
- ◆ Struck out 39 batters over his 31.2 innings in 2012 for an 11.1 K/9.

QUICK HIT

- ◆ Was not drafted following his senior year at Indiana State University and signed with the Brewers after parts of two seasons playing for the River City Rascals of the Independent Frontier League.

2011: Made 18 appearances for the Padres after beginning the season on the disabled list with a strained left shoulder.

- ◆ Underwent surgery on his left shoulder 5/2 and was transferred to the 60-day DL on 5/4...reinstated 8/5 and made his season debut that day.
- ◆ Worked scoreless ball in 15 of his 18 outings, including each of his last 11.
- ◆ Faced one batter in seven of his 18 outings.

2010: Appeared in a career-high 65 games for the Padres in 2010...matched his career-best with a 1.29 ERA (also, 2007).

- ◆ Worked scoreless ball in 61 of his 65 outings and hitless ball in 45 of 65 outings...faced just one batter in 34 of his 65 outings.
- ◆ Inherited 67 runners, the second most in the Majors...allowed 13 to score, 19.4%, the 10th best percentage in the National League.
- ◆ Allowed his first and only home run of the season on 7/7 at WSH (Adam Dunn)...snapped a streak of 67 straight outings and 52.0 IP without allowing a home run, from 6/13/09-6/28/10...the 67 straight outings without allowing a homer set a franchise record.
- ◆ Sat down 18-straight batters from 5/18-6/1.
- ◆ Allowed just one run over his last 40 outings, from 7/9-10/3, posting a 0.51 ERA (1 ER/17.2 IP) with 24 strikeouts against four walks.
- ◆ Held right-handers to a .172 (10-for-58) opponents batting average while left-handers hit just .197 (13-for-66) off him.
- ◆ Started the year on the 15-day DL with a left shoulder strain, placed on 4/4 (retro to 3/26)...reinstated on 4/22, missing a total of 15 games.

2009: Had three stints with the Padres after beginning the season at Triple-A Portland...made a career-high 52 relief appearances, also setting career marks in innings pitched, holds and strikeouts.

- ◆ Began the season at Portland and was recalled 5/15...optioned 6/8 and recalled 6/13...optioned 7/6 and recalled for good on 7/20.
- ◆ Went 1-0 with a 1.65 ERA (5 ER/27.1 IP) in 36 appearances since his last recall...held opponents to a .177 batting average.
- ◆ Limited opponents to a .227 average on the year, including a .182 mark against lefties and .267 against righties...struck out 55 while walking 18.
- ◆ Ranked seventh in the Majors and fourth in the National League, allowing just 16.3 percent of inherited runners to score...stranded 36 of 43...did not allow an inherited runner to score from 8/4-28, stranding 19 over that stretch.
- ◆ Worked a career-high-tying 2.0 innings on three occasions (6/1 vs. PHI; 7/1 vs. HOU; 7/5 vs. LAD).
- ◆ Went 1-2 with one save and a 1.89 ERA (4 ER/19.0 IP) in 19 relief appearances for the Beavers...held opponents to a .240 average while striking out 22 and walking five...scoreless ball over his first nine outings (8.2 IP).
- ◆ Had a 12.1 scoreless-inning streak over 19 games from 8/15-9/23.



PLAYERS

2008: Made the Padres Opening Day roster...made 25 appearances out of the bullpen over four stints with SD.

- ◆ Also pitched for Triple-A Portland, making 37 relief appearances...limited opponents to a .248 average while striking out 44 compared to 11 walks.
- ◆ Went 4-0 with three saves and a 1.21 ERA (3 ER/22.1 IP) in 19 games with the Beavers prior to the All-Star break.
- ◆ Pitched for Azucareros del Este in the Dominican Winter League, going 1-0 with a 5.93 ERA (9 ER/13.2 IP) in 17 relief outings.

2007: Acquired by the Padres 7/25 and made his Big League debut the next day at HOU, throwing 1.0 perfect frame...made 22 relief appearances over three stints with the Friars.

- ◆ With SD, held opponents to a .167 average (13-for-78), including a .151 mark against right-handed batters and .200 against lefties.
- ◆ Notched a 0.79 ERA (1 ER/11.1 IP) in 13 road outings.
- ◆ Suffered his first Major League loss on 9/21, allowing a two-out, solo homer in the 14th inning to Brad Hawpe in a 2-1 loss to COL...was the only home run he allowed in 2007 at any level.
- ◆ Got both of his Big League wins in consecutive appearances, 9/25 and 9/27...earned his first victory with 1.1 scoreless innings 9/25 at SF.
- ◆ Made 15 appearances in September, going 2-2 with a 1.23 ERA (2 ER/14.2 IP).
- ◆ Tossed 1.1 perfect frames with a season-high-tying three strikeouts in San Diego's one-game tiebreaker on 10/1 at COL.
- ◆ Made eight relief appearances with Triple-A Portland...in the Brewers system, began the season at Double-A Huntsville and also pitched for Triple-A Nashville.

2006: Went a combined 5-4 with a 1.37 ERA (10 ER/65.2) in 46 relief outings with Short-A West Virginia, Single-A Brevard County and Double-A Huntsville.

- ◆ Began the season with West Virginia...promoted to Brevard County on 7/5 and posted a 0.29 ERA (1 ER/30.2 IP) in 16 games with the Manatees.
- ◆ Promoted to Double-A Huntsville on 8/26...made four relief appearances with the Stars.
- ◆ Played in the Hawaii Winter Baseball League with the North Shore Honu and was named a post-season All-Star...went 1-1 with a 0.73 ERA (2 ER/24.2 IP) and one save in 14 relief appearances.

2005: Pitched for River City of the Independent Frontier League before signing with the Brewers on 7/19.

- ◆ Made his professional debut with Rookie-level Helena...promoted to Single-A Brevard County on 8/17 where he finished the season.

PERSONAL

Joseph Andrew Thatcher...married to Katelyn...graduated from Kokomo (IN) High School where he lettered in baseball...attended Indiana State University and played baseball for four seasons...was not drafted following his senior year and signed with the River City Rascals of the Independent Frontier League...played parts of two seasons with the team before signing with the Brewers.

PLAYERS

THATCHER

JOE THATCHER'S CAREER PITCHING RECORD

YR	CLUB	W-L	ERA	G	GS	CG	SHO	SV	IP	H	R	ER	HR	HB	BB	SO	WP	BK
2004	River City (IND)	2-3	2.98	29	0	0	0	5	42.1	38	15	14	3	2	15	55	2	0
2005	River City (IND)	4-2	1.27	18	0	0	0	5	21.1	18	5	3	0	1	4	27	2	0
	Helena	2-0	3.52	6	0	0	0	2	7.2	8	3	3	1	1	1	10	0	0
	Brevard County	0-0	0.00	7	0	0	0	2	9.0	6	0	0	0	0	0	14	3	0
2006	West Virginia	1-3	2.43	26	0	0	0	10	29.2	28	13	8	2	4	6	42	1	0
	Brevard County	3-1	0.29	16	0	0	0	2	30.2	12	6	1	1	2	9	32	0	0
	Huntsville	1-0	1.69	4	0	0	0	0	5.1	2	2	1	0	1	2	6	0	0
2007	Huntsville	1-0	0.55	14	0	0	0	0	16.1	11	1	1	0	1	2	20	0	0
	Nashville	2-1	2.08	24	0	0	0	1	21.2	19	5	5	0	1	7	33	4	1
	Portland	1-0	1.04	8	0	0	0	0	8.2	10	4	1	0	1	1	11	1	0
	SAN DIEGO	2-2	1.29	22	0	0	0	0	21.0	13	6	3	1	1	6	16	0	0
2008	Portland	5-2	2.77	37	0	0	0	3	39.0	38	17	12	2	2	11	44	4	0
	SAN DIEGO	0-4	8.42	25	0	0	0	0	25.2	42	25	24	4	0	13	17	0	0
2009	Portland	1-2	1.89	19	0	0	0	1	19.0	18	7	4	1	1	5	22	1	0
	SAN DIEGO	1-0	2.80	52	0	0	0	0	45.0	37	14	14	2	4	18	55	2	1
2010	Portland	0-1	3.60	6	0	0	0	0	5.0	6	2	2	0	1	3	3	0	0
	SAN DIEGO	1-0	1.29	65	0	0	0	0	35.0	23	5	5	1	1	7	45	0	0
2011	Lake Elsinore	0-0	0.00	1	0	0	0	0	1.0	0	0	0	0	0	0	2	0	0
	Tucson	0-0	1.23	8	0	0	0	0	7.1	3	1	1	0	1	3	10	0	0
	SAN DIEGO	0-0	4.50	18	0	0	0	0	10.0	8	5	5	1	0	7	9	0	0
2012	Lake Elsinore	0-0	0.00	1	1	0	0	0	1.0	0	0	0	0	0	0	1	0	0
	SAN DIEGO	1-4	3.41	55	0	0	0	1	31.2	30	13	12	2	3	14	39	0	1
Major League Totals		5-10	3.37	237	0	0	0	1	168.1	153	68	63	11	9	65	181	2	2
Minor League Totals		17-10	1.74	177	1	0	0	21	201.1	161	61	39	7	16	50	250	14	1
Ind. League Totals		6-5	2.40	47	0	0	0	10	63.2	56	20	17	3	3	19	82	4	0

2012 AND CAREER BATTING RECORD

YR	CLUB	AVG	G	AB	R	H	2B	3B	HR	RBI	SH	SF	HP	BB	SO	SB	CS	OBP	SLG
2012	SAN DIEGO	---	55	0	0	0	0	0	0	0	0	0	0	0	0	0	0	---	---
Major League Totals		.000	237	1	0	0	0	0	0	0	0	0	0	0	1	0	0	.000	.000

CAREER FIELDING

POSITION	PCT.	G	PO	A	E	TC	DP
Pitcher	.882	237	3	12	2	17	0

SINGLE-GAME HIGHS

INNINGS PITCHED.....2.0 IP, 11 times, last July 5, 2009 vs. Los Angeles (NL)
 LOW-HIT COMPLETE GAME.....None
 STRIKEOUTS.....4, June 5, 2009 vs. Arizona
 MOST HITS ALLOWED.....5, July 23, 2008 at Cincinnati
 MOST RUNS ALLOWED.....5, July 23, 2008 at Cincinnati
 MOST WALKS ALLOWED.....3, twice, last June 2, 2009 vs. Philadelphia
 MOST HOME RUNS ALLOWED.....1, 11 times, last September 22, 2012 at San Francisco
 CAREER WINNING STREAK.....2 games, twice, last August 25, 2009 - June 11, 2010
 CAREER 10-STRIKEOUT GAMES.....None
 CAREER HOME RUNS HIT.....None

CAREER TRANSACTIONS

2005.....Signed by the Milwaukee Brewers as a non-drafted free agent, July 19.
 2007.....Acquired by the San Diego Padres along with LHP Steve Garrison and RHP Will Inman in exchange for RHP Scott Linebrink, July 25.



DALE THAYER

RIGHT-HANDED PITCHER

55

BATS/THROWS: R/R
OPENING DAY AGE: 32
BORN: December 17, 1980 in Fountain Valley, CA
RESIDENCE: Murrieta, CA
ACQUIRED: Signed as a minor league free agent, December 6, 2011
CONTRACT STATUS: Signed through 2013

HEIGHT/WEIGHT: 6-0/215
SERVICE TIME: 1.071

CAREER

2012: In his first campaign with the Padres, set career-highs in nearly every pitching category, including games (64), innings (57.2), wins (two), saves (seven), strikeouts (47) and ERA (3.43).

- ◆ Signed by the Padres as a minor league free agent on 12/6/11.
- ◆ His 64 games pitched in were the third-most among all National League rookies and second-most on the team behind Brad Brach's 67 games.
- ◆ His seven saves were the most among all NL rookies and ranked third-most among all Major League rookies.
- ◆ Began the season with Triple-A Tucson, making seven appearances for Tucson, working scoreless baseball in each outing over 8.1 innings.
- ◆ Was selected from Tucson on 4/26 and worked scoreless ball over his first 10 outings from 4/29/5/20.
- ◆ Converted his first save of the season on 5/7 vs. COL, stepping in for Huston Street on the 15-day DL...the save was the second of his career and first since his Major League debut on 5/22/09 at FLA for TB, a 3.0-inning save.
- ◆ Earned his first career win on 6/25 at HOU with a scoreless inning of work.
- ◆ In 34 outings at Petco Park, went 1-1 with five saves and a 2.08 ERA (7 ER/30.1 IP), as opposed to a 1-1 record with a 4.94 ERA (15 ER/27.1 IP) in 30 outings on the road.
- ◆ After the All-Star Break, went 1-0 with a 2.25 ERA (8 ER/32.0 IP) over 36 appearances after going 1-2 with a 4.91 ERA (14 ER/25.2 IP) in 28 outings prior to the break.
- ◆ Ended the season by working scoreless ball in each of his last 12 outings and 9.0 innings pitched from 9/10-10/3.
- ◆ Went on paternity leave from 8/24-27 after the birth of he and his wife's, Lisa, third child on 8/24, their third daughter.
- ◆ In traditional save situations (would-be last innings), converted seven of eight opportunities.
- ◆ Worked scoreless ball in 52 of his 64 outings overall in 2012.

2011: Spent the majority of the season at Triple-A Buffalo, also making 11 relief appearances for the Mets.

- ◆ Allowed four runs on the season, spread over four of his 11 outings...tagged with the loss in three of those appearances.
- ◆ Led the Bisons and tied for fifth in the International League with 21 saves...also led his team and was tied for third in the IL with 54 appearances.
- ◆ Limited opponents to a .214 average (54-for-252) in his time with Buffalo.

2010: Spent the majority of the season at Triple-A Durham, making 46 relief appearances.

- ◆ Recalled by TB on 8/6 and made one Big League appearance, allowing six runs over 2.0 innings 8/7 at TOR...optioned following the game.
- ◆ Recalled again on 8/21 and was optioned 8/24 before making an appearance.

2009: Pitched in 11 Big League games over three stints with TB, spending most of his time with Triple-A Durham.

- ◆ First recalled 5/22 and made his Major League debut that day, recording a 3.0-inning save at FLA.
- ◆ Optioned on 5/29...final two Big League stints came 7/23-26 and 9/8 through the end of the season.
- ◆ Recorded a team-high 17 saves for Durham and was named to the International League All-Star team.

2008: Spent the entire season with Triple-A Durham, appearing in a team-high 52 games.

- ◆ Earned International League All-Star honors after posting a 1.46 ERA (8 ER/49.1 IP) over the first half of the season.
- ◆ Added to the TB 40-man roster following the season.

2007: Led the Southern League in saves for the third consecutive season, pitching for Double-A Montgomery.

- ◆ Earned a late-season call-up to Triple-A Durham, making eight appearances.

2006: Once again led the Southern League in saves, making 57 appearances for Double-A Mobile in his final year in the Padres organization (rejoined the Padres in 2011).

- ◆ Ranked second in the SL in appearances and finished the season with Triple-A Portland.
- ◆ Traded to TB on 9/15 as the player to be named in the 8/25 deal that sent OF Russell Branyan to SD.

2005: Led the Southern League with 27 saves for Double-A Mobile and was named to the SL All-Star team.

PLAYERS

2004: Split the season between Single-A Lake Elsinore and Double-A Mobile.

◆ Ranked second in the California League with 23 saves.

2003: Made his professional debut for Single-A Fort Wayne and was named to the Midwest League's mid-season and post-season All-Star teams.

◆ Pitched a perfect ninth in the ML All-Star Game, picking up the win for the East squad.

PERSONAL

Dale Scott Thayer... he and his wife Lisa have three daughters, Charlotte, Haley and Ella...graduate of Edison High School in Huntington Beach, CA...attended both Santa Ana Junior College and Chico State University...originally signed by Padres' scout Mal Fichman.

DALE THAYER'S CAREER PITCHING RECORD

YR	CLUB	W-L	ERA	G	GS	CG	SHO	SV	IP	H	R	ER	HR	HB	BB	SO	WP	BK
2003	Fort Wayne	1-3	2.06	45	0	0	0	25	48.0	31	15	11	2	2	15	72	1	0
2004	Lake Elsinore	2-1	1.63	50	0	0	0	23	55.1	36	12	10	1	0	11	54	0	0
	Mobile	1-1	3.68	8	0	0	0	0	7.1	8	3	3	1	0	1	7	0	0
2005	Mobile	3-5	2.34	56	0	0	0	27	57.2	60	16	15	5	1	26	59	1	0
2006	Mobile	7-4	2.48	57	0	0	0	27	65.1	59	18	18	3	3	22	57	0	0
	Portland	0-0	3.00	2	0	0	0	0	3.0	2	1	1	1	0	1	4	1	0
2007	Montgomery	9-0	2.26	47	0	0	0	21	59.2	40	16	15	4	1	20	54	1	0
	Durham	0-0	2.89	8	0	0	0	0	9.1	5	3	3	0	0	4	9	2	0
2008	Durham	3-1	2.77	52	0	0	0	9	68.1	73	26	21	2	0	24	76	4	0
2009	Durham	2-5	2.27	51	0	0	0	17	63.1	59	24	16	3	3	15	44	2	0
	TAMPA BAY	0-0	4.61	11	0	0	0	1	13.2	18	9	7	3	0	1	8	1	0
2010	Durham	4-1	3.45	46	0	0	0	3	60.0	68	28	23	3	4	25	55	6	0
	TAMPA BAY	0-0	27.00	1	0	0	0	0	2.0	7	6	6	1	0	0	2	0	0
2011	Buffalo	4-3	2.66	54	0	0	0	21	71.0	54	23	21	8	1	15	66	3	0
	NEW YORK (NL)	0-3	3.48	11	0	0	0	0	10.1	12	4	4	0	0	0	5	0	0
2012	Tucson	0-0	0.00	7	0	0	0	0	8.1	2	0	0	0	0	2	5	0	0
	SAN DIEGO	2-2	3.43	64	0	0	0	7	57.2	53	24	22	4	1	12	47	2	0
Major League Totals		2-5	4.20	87	0	0	0	8	83.2	90	43	39	8	1	13	62	3	0
Minor League Totals		36-24	2.45	483	0	0	0	173	576.2	497	185	157	33	15	181	562	21	0

2012 AND CAREER BATTING RECORD

YR	CLUB	AVG	G	AB	R	H	2B	3B	HR	RBI	SH	SF	HP	BB	SO	SB	CS	OBP	SLG
2012	SAN DIEGO	---	64	0	0	0	0	0	0	0	0	0	0	0	0	0	0	---	---
Major League Totals		.000	87	1	0	0	0	0	0	0	0	0	0	0	0	0	0	.000	.000

CAREER FIELDING

POSITION	PCT.	G	PO	A	E	TC	DP
Pitcher	1.000	87	5	4	0	9	0

SINGLE-GAME HIGHS

INNINGS PITCHED.....3.0 IP, May 22, 2009 at Florida
 LOW-HIT COMPLETE GAME.....None
 STRIKEOUTS.....2, 12 times, last September 30, 2012 vs. San Francisco
 MOST HITS ALLOWED.....7, August 7, 2010 at Toronto
 MOST RUNS ALLOWED.....6, August 7, 2010 at Toronto
 MOST WALKS ALLOWED.....2, twice, last July 29, 2012 at Miami
 MOST HOME RUNS ALLOWED.....1, eight times, last August 21, 2012 vs. Pittsburgh
 CAREER WINNING STREAK.....Two games, June 25 - July 22, 2012
 CAREER 10-STRIKEOUT GAMES.....None
 CAREER HOME RUNS HIT.....None

CAREER TRANSACTIONS

2002.....Signed by the San Diego Padres as a non-drafted free agent, September 25.
 2006.....Acquired by the Tampa Bay Rays as the player to be named, completing the August 24 trade that sent OF Russell Branyan to San Diego, September 15.
 2011.....Signed by the New York Mets as a minor league free agent, February 6.
 2011.....Signed by the San Diego Padres as a minor league free agent, December 6.



JEUDY VALDEZ

INFIELDER

60

BATS/THROWS: R/R
OPENING DAY AGE: 23
BORN: May 5, 1989 in Bani, DOM
RESIDENCE: Bani, DOM
ACQUIRED: Signed as a non-drafted free agent, November 1, 2005
CONTRACT STATUS: Signed through 2013

HEIGHT/WEIGHT: 5-10/190
SERVICE TIME: 0.000

NON-ROSTER INVITEE

CAREER

2012: Spent the entire year with Double-A San Antonio, appearing in 128 games, including 127 at shortstop.

◆ Hit .240 (25-for-104) against left-handed pitchers and .221 (79-for-358) against right-handers.

2011: Spent the entire campaign at Single-A Lake Elsinore, appearing in 122 games, including 121 at shortstop.

◆ Ranked among California League leaders in doubles (5th), runs scored (8th), triples (8th) and hits (10th).

2010: Spent the entire campaign at Single-A Fort Wayne, appearing in 132 games for the TinCaps...started 114 games at second base and 10 at shortstop.

◆ Set career highs in games played, runs, hits, doubles, home runs, RBI and stolen bases.

◆ Ranked second in the league with 527 at-bats while leading the league with 12 sacrifice flies.

◆ Stole his 34 bases in 48 attempts.

◆ Named a Midwest League mid-season All-Star.

2009: Spent the majority of the season with Single-A Fort Wayne, also appearing in 12 games for Rookie-level Peoria.

◆ Combined to hit .232 (55-for-237) with 14 doubles, four triples, one home run, 20 RBI and 33 runs scored in 61 games.

2008: Played in 59 games for Single-A Eugene, splitting his time between second base (20 starts) and shortstop (38 starts).

2007: Started games at shortstop (23 starts), second base (20 starts) and third base (one start) for Rookie-level Peoria.

◆ Hit a career-high .281 (54-for-192) with a then-career-high 30 RBI.

2006: In his first professional season, spent the entire year with the Padres Dominican Summer League club...made the majority of his starts at second base (38) while also seeing time at shortstop (eight starts).

PERSONAL

Jeudy Emilio Valdez...a native of the Dominican Republic, he makes his offseason home in Bani, D.R...originally signed by Padres' scout Felix Francisco.

JEUDY VALDEZ'S CAREER BATTING RECORD

YR	CLUB	AVG	G	AB	R	H	2B	3B	HR	RBI	SH	SF	HP	BB	SO	SB	CS	OBP	SLG
2006	DSL Padres	.238	47	168	29	40	7	2	0	10	0	0	5	15	44	12	6	.319	.304
2007	AZL Padres	.281	47	192	31	54	7	4	3	30	1	2	5	15	44	11	3	.346	.406
2008	Eugene	.227	59	216	35	49	10	2	5	22	3	2	3	18	64	3	4	.293	.361
2009	AZL Padres	.318	12	44	8	14	3	2	0	6	0	0	0	6	10	3	2	.400	.477
	Fort Wayne	.212	49	193	25	41	11	2	1	14	3	0	2	17	51	11	3	.283	.306
2010	Fort Wayne	.247	132	527	81	130	34	3	10	76	4	12	4	43	115	34	14	.302	.380
2011	Lake Elsinore	.295	122	516	93	152	37	7	15	92	5	3	5	31	108	34	11	.339	.481
2012	San Antonio	.225	128	462	52	104	24	2	12	46	5	7	12	21	126	13	7	.273	.364
Minor League Totals		.252	596	2318	354	584	133	24	46	296	21	26	36	166	562	121	50	.309	.390

CAREER TRANSACTIONS

2005.....Signed by the San Diego Padres as a non-drafted free agent, November 1.

PLAYERS



WILL VENABLE OUTFIELDER

25

VENABLE

BATS/THROWS: L/L
OPENING DAY AGE: 30

BORN: October 29, 1982 in Greenbrae, CA

RESIDENCE: San Diego, CA

ACQUIRED: Signed as a seventh-round selection in the 2005 First-Year Player Draft

CONTRACT STATUS: Signed through 2013

HEIGHT/WEIGHT: 6-2/210

SERVICE TIME: 3.155

CAREER

2012: Played in a career-high 148 games in 2012 and set career-highs in several offensive categories, including hits (110), runs scored (62), doubles (26), triples (eight) and OPS (.765)...finished with a career-best tying .264 average on the season (also, 2008).

- ◆ Started a career-most 103 games, including 80 in RF, 16 in CF and seven in LF...started 48 games batting leadoff.
- ◆ Hit .353 (30-for-85) overall in 2012 with runners in scoring position, the 10th-best qualifying mark among all Major League players and sixth-best in the NL.
- ◆ Hit .270 (95-for-352) off right-handed pitching and .231 (15-for-65) off left-handers.
- ◆ In 74 games on the road, hit .286 (63-for-220) while hitting .239 (47-for-197) in 74 games at home.
- ◆ In the 103 games he started, hit .279 (106-for-380) while hitting .108 (4-for-37) in 45 games as a substitute.
- ◆ Enjoyed his best month of the season in August, hitting .324 (23-for-71) over 23 games played.
- ◆ In 68 games after the All-Star Break, hit .286 (50-for-175) after hitting .248 (60-for-242) over 80 games in the first half.
- ◆ Over his final 38 games of the season from 8/19-10/3, hit .340 (36-for-106) with 23 runs scored.
- ◆ On 6/10 at MIL, collected three hits to bring his career-total at the time to 339, passing his father's (Max Venable) Major League total of 337 hits (337-for-1397, .241).
- ◆ Collected his second career game-ending hit on 5/20 vs. LAA with an RBI-single with two outs in the bottom of the 13th inning to score Clayton Richard, the pinch-runner.
- ◆ Collected his first home run of the season on 4/13 at LAD off former teammate Aaron Harang, snapping Harang's streak of nine consecutive strikeouts in that game.
- ◆ Hit two leadoff homers in 2012 on 5/23 at STL and 6/10 at MIL to bring his career total to seven, tying Quilvio Veras for the most leadoff homers all-time by a Padre.
- ◆ Collected a career-high tying four hits twice on 5/15 at WSH and 8/21 vs. PIT (6x total).
- ◆ Collected a career-high tying four RBI on 7/30 at CIN (6x total).
- ◆ Committed a career-high seven errors in 2012, tied for the most among qualifying NL outfielders (also, Bryce Harper, Hunter Pence and Giancarlo Stanton)...five of his seven errors came at home, after committing just two errors in 168 career games at Petco Park coming into the season.

QUICK HIT

- ◆ Lettered in baseball, basketball and track and field at San Rafael (CA) High School.
- ◆ Played both baseball and basketball at Princeton University. Became just the second player in Ivy League history to earn first team All-League honors in both baseball and basketball, joining Chris Young.
- ◆ His father, Max, played parts of 12 Major League seasons.

2011: In his fourth year with the Padres, made 85 starts in the outfield (71 in right field, 10 in center field, 4 in left field).

- ◆ Tied career highs in both doubles and triples.
- ◆ Set a new Padres record by belting five leadoff home runs, the first five of his career...five leadoff homers also tied him for second on the club's all-time list (also Brian Giles and Rickey Henderson), behind only Quilvio Veras' seven.
- ◆ Ranked 12th in the NL with 26 stolen bases and second in the Majors with an 89.7 success rate (29 attempts).
- ◆ Optioned to Triple-A Tucson on 5/23 and recalled 6/9...hit .224 (30-for-134) in 40 games prior to being optioned and .258 (61-for-236) in 81 games after returning to the Big Leagues.
- ◆ On the season he hit .298 (37-for-124) with runners on base, .299 (23-for-77) with RISP and .271 (13-for-48) with RISP and two outs.



PLAYERS

2010: Appeared in a career-high 131 games for the Padres, including 101 starts in the outfield...made 64 starts in right field, 19 in left field and 18 in center field.

- ◆ Ranked among team leaders in games played (3rd), runs scored (3rd), triples (1st), home runs (2nd), RBI (3rd), stolen bases (1st)...posted a .732 OPS that would have ranked second on team (did not qualify).
- ◆ Set career highs in games played, runs, hits, triples, home runs, RBI and walks.
- ◆ Missed time from 7/3-21 while on the disabled list with lower back stiffness...missed several games throughout season while not on the DL due to back injury.
- ◆ Finished the season by hitting .368 (25-for-68) over his last 23 games from 9/8-10/3, raising his average .026 points from .219 to .245....403 OBP and .529 SLG over that stretch (.932 OPS)...over the entire month of September, hit .347 (26-for-75) while posting a .372 OBP and .493 SLG.
- ◆ Led the team with a career-high 29 stolen bases...combined with his 13 home runs, he became the 12th Padre (18th time overall) to record at least 20 steals and 10 home runs in a season.
- ◆ Tied his career high (third time) with four hits 5/19 at LAD...also tied his career high (third and fourth times) with two four-RBI games; 6/20 vs. BAL and 8/2 at LAD.
- ◆ In 32 games against NL Central opponents, he hit .315 (34-for-108) with a .405 OBP and .444 SLG.

2009: Appeared in 95 games for the Padres after beginning the season at Triple-A Portland...played all three outfield positions for San Diego, making 52 starts in right field, 16 starts in center field and three starts in left field.

- ◆ Recalled from Portland 6/3 and struggled through his first 38 games, hitting .204 (19-for-93) with six doubles, one home run, five RBI and 10 runs scored.
- ◆ Hit .280 (56-for-200) over his final 57 games, beginning with a 4-for-5 performance 7/30 at CIN...raised his average from .204 (on 7/29) to .256...eight doubles, two triples, 11 home runs, 33 RBI and 28 runs scored over last 57 games....342 on-base percentage and .505 slugging percentage.
- ◆ Hit right-handers at a .266 clip (59-for-222) and .225 (16-for-71) against lefties...all 12 homers and 27 of his 28 extra-base hits came against right-handed pitching.
- ◆ Batted .299 (43-for-144) on the road compared to .215 (32-for-149) at home...hit .385 (30-for-78) in day games and .209 (45-for-215) at night.
- ◆ Career-high four hits on two occasions (7/12 at SF; 7/30 at CIN)...career-high four RBI on two occasions (7/30 at CIN; 9/23 at COL)...career-high four runs scored 7/12 at SF.
- ◆ Played in 53 games for Portland before being recalled...49 games in center field, two as pinch-hitter and two as designated hitter...hit safely in 34 of 53 games, including two seven-game hit streaks...hit safely in seven of his first eight games, going 12-for-32 (.375) with two doubles, two triples, one home run, two RBI and eight runs scored.

2008: Contract purchased from Triple-A Portland 8/29 and made his Major League debut that night...hit .264 (29-for-110) with four doubles, two triples, two home runs, 10 RBI, 16 runs scored and 13 walks in 28 games with the Big League club.

- ◆ Selected for having the "Best Strike Zone Judgment" in the Pacific Coast League in *Baseball America's* annual "Best Tools" survey featured in the publication's 8/25-9/7 issue.
- ◆ With the Padres, batted at a .324 clip (11-for-34) off left-handed pitching but hit both homers off righties...hit .308 (8-for-26) with runners in scoring position and .500 (2-for-4) with the bases loaded.
- ◆ Hit safely in 19 of 28 games, including nine multi-hit contests...notched at least one hit in five of his first six games from 8/29-9/4, going 8-for-23 (.348).
- ◆ Played 27 games in center field, including 26 starts...no errors in 85 total chances with 84 putouts and one assist in 238.0 innings.
- ◆ Made his Major League debut 8/29 vs. COL, collecting a triple in his first plate appearance...only the second player in club history to triple in his first Major League at-bat, joining John Sipin who accomplished the feat 5/24/69.
- ◆ First career homer 9/4 at MIL off Jeff Suppan.
- ◆ Spent the majority of the season with Triple-A Portland, hitting .292 (129-for-442) with 26 doubles, four triples, 14 home runs, 58 RBI, 70 runs scored, 44 walks and seven stolen bases in 120 games.
- ◆ 14 home runs (16 overall after 2 with SD) marked career-high at the professional level.
- ◆ Played 100 games in center field, committing four errors in 209 total chances, posting a .981 fielding percentage.
- ◆ On the disabled list 4/17-28 with a left shoulder strain.
- ◆ Notched a 13-game hit streak 6/30-7/12, batting .321 (18-for-56) during that span.

2007: Spent the entire season with the Texas League Champion Double-A San Antonio Missions...named the Padres No. 5 prospect by *Baseball America* entering the season.

- ◆ Ranked among Texas League leaders in hits (T-4th, 143), games (T-3rd, 134) and at-bats (2nd, 515).
- ◆ Played 129 games in the outfield, posting a .993 fielding percentage...committed two errors in 294 total chances while recording seven assists.
- ◆ Hit safely in 102 of his 134 games.
- ◆ Was 17-for-40 (.425) over season-high, 10-game hit streak, 5/27-6/8.
- ◆ Hit for the cycle on 5/30 at Springfield...first Missions player to accomplish the feat since 2002...collected three RBI in the game.
- ◆ Named to the Texas League Post-Season All-Star team.
- ◆ Went 12-for-31 (.387) in seven playoff games with two RBI...notched the most hits and stolen bases (2) among Texas Leaguers in postseason play.

PLAYERS

VENABLE

2006: Received the Padres Minor League Player of the Year Award after an all-star season with Single-A Fort Wayne...ranked second in the San Diego organization in RBI (91), third in batting average (.314) and fourth in stolen bases (18).

- ◆ Named to the Midwest League post-season All-Star team...finished among league leaders in runs scored (T-1st, 86), batting average (2nd), RBI (2nd), hits (3rd, 148), on-base percentage (T-3rd, .389), doubles (4th, 34) and total bases (T-4th, 225).
- ◆ Knocked two grand slams: 5/4 at Kane County and 8/18 vs. South Bend.
- ◆ Had a season-high five hits, two homers and three RBI in a 7-6 victory 6/25 vs. Cedar Rapids.
- ◆ Closed the month of June with a .361 batting average (35-for-97).
- ◆ Hit .481 (13-for-27) with four homers and 14 RBI in seven games en route to Midwest League Batter of the Week honors for 8/14-20.

2005: Split his professional debut between Rookie-level Peoria and Short-A Eugene.

- ◆ Hit safely in 12 of the 14 games in which he had an at-bat with Peoria.
- ◆ Went 2-for-4 with two RBI, two runs scored and one steal in his debut 6/22 at the AZL Mariners.

PERSONAL

William Dion Venable...graduated from San Rafael (CA) High School...lettered four times in basketball, three times in baseball and once in track and field in high school...was a standout in baseball and basketball at Princeton University...is only the second player in Ivy League history to earn first team All-Ivy honors in both basketball and baseball, joining Chris Young...was First-Team All-Ivy League in basketball in 2004 and baseball in 2005...received the B.F. Bunn Trophy in 2004-05, "awarded to that member of the Princeton varsity basketball team who through sportsmanship, play and influence has contributed most to the sport"...compiled 1,010 career points in four seasons with the Tigers...majored in anthropology...his father, Max, played parts of 12 Major League seasons...signed by Padres scout Jim Bretz.

WILL VENABLE'S CAREER BATTING RECORD

YR	CLUB	AVG	G	AB	R	H	2B	3B	HR	RBI	SH	SF	HP	BB	SO	SB	CS	OBP	SLG
2005	AZL Padres	.322	15	59	13	19	4	2	1	12	0	0	4	2	9	4	0	.385	.508
	Eugene	.216	42	139	17	30	5	2	2	14	0	1	2	14	38	2	1	.295	.324
2006	Fort Wayne	.314	124	472	86	148	34	5	11	91	1	6	7	55	81	18	5	.389	.477
2007	San Antonio	.278	134	515	66	143	19	3	8	68	5	4	10	38	84	21	2	.337	.373
2008	Portland	.292	120	442	70	129	26	4	14	58	3	2	5	44	103	7	3	.361	.464
	SAN DIEGO	.264	28	110	16	29	4	2	2	10	0	1	0	13	21	1	1	.339	.391
2009	Portland	.260	53	200	33	52	10	3	12	30	1	3	2	20	46	1	0	.329	.520
	SAN DIEGO	.256	95	293	38	75	14	2	12	38	2	0	4	25	89	6	1	.323	.440
2010	Lake Elsinore	.071	5	14	0	1	1	0	0	0	0	0	0	4	8	1	0	.278	.143
	San Antonio	.333	2	6	2	2	0	0	0	1	0	0	0	2	2	2	0	.500	.333
	SAN DIEGO	.245	131	392	60	96	11	7	13	51	0	5	3	45	128	29	7	.324	.408
2011	Tucson	.276	14	58	14	16	3	2	3	11	0	1	0	5	13	3	0	.328	.552
	SAN DIEGO	.246	121	370	49	91	14	7	9	44	1	4	5	31	92	26	3	.310	.395
2012	SAN DIEGO	.264	148	417	62	110	26	8	9	45	5	2	5	41	94	24	6	.335	.429
Major League Totals		.253	523	1582	225	401	69	26	45	188	8	12	17	155	424	86	18	.324	.415
Minor League Totals		.283	509	1905	301	540	102	21	51	285	10	17	30	184	384	59	11	.353	.439

CAREER FIELDING

POSITION	PCT.	G	PO	A	E	TC	DP
Outfield	.983	473	868	9	15	892	3
First Base	1.000	1	1	0	0	1	0
Career Totals	.983	473	869	9	15	893	3

SINGLE-GAME HIGHS

HITTING STREAK.....10 games, September 16-29, 2010
 HITS.....4, six times, last August 21, 2012 vs. Pittsburgh
 DOUBLES.....2,nine times, last October 1, 2012 at Milwaukee
 HOME RUNS.....1, 45 times, last September 1, 2012 at Colorado
 RBI.....4, six times, last July 30, 2012 at Cincinnati
 RUNS SCORED.....4, three times, last May 19, 2010 at Los Angeles (NL)
 WALKS.....3, September 5, 2012 at Los Angeles (NL)
 STRIKEOUTS.....4, May 21, 2010 at Seattle
 CAREER MULTI-HOME RUN GAMES.....None
 CAREER GRAND SLAMS (1).....September 28, 2011 vs. Chicago (NL)
 CAREER PINCH-HIT HOME RUNS.....None

CAREER TRANSACTIONS

2004.....Selected by the Baltimore Orioles in the 15th round of the First-Year Player Draft (did not sign).
 2005.....Signed with the San Diego Padres as a seventh-round selection in the First-Year Player Draft.



NICK VINCENT

RIGHT-HANDED PITCHER

50

BATS/THROWS: R/R
OPENING DAY AGE: 26

HEIGHT/WEIGHT: 6-0/184
SERVICE TIME: 0.066

BORN: July 12, 1986 in Poway, CA

RESIDENCE: Ramona, CA

ACQUIRED: Signed as an 18th-round selection in the 2008 First-Year Player Draft

CONTRACT STATUS: Signed through 2013

CAREER

2012: Split the season between the minor leagues and the Big League club, seeing his first Major League action with 27 relief appearances for the Padres.

- ◆ Began the season on the DL in the minor leagues...reinstated from the minor league DL on 5/10 and began the year with Triple-A Tucson.
- ◆ Was recalled from Triple-A Tucson for his first Major League stint on 5/18 but optioned back on 5/20 without having made his Big League debut.
- ◆ Went 0-1 with an 11.42 ERA (11 ER/8.2 IP) over his first nine outings of the year with Tucson before being transferred to Double-A San Antonio...was 1-0 with a 1.86 ERA (2 ER/9.2 IP) and 15 strikeouts against no walks and just four hits allowed in his first nine outings with San Antonio before being recalled for a second stint with San Diego on 6/26.
- ◆ Made his Major League debut during his second stint on 6/26 at HOU, working 2.0 scoreless innings.
- ◆ Earned his first Major League victory in his second outing on 6/28 at HOU.
- ◆ Recalled for a third stint on 7/16, working three scoreless innings before being optioned back to Tucson on 7/22.
- ◆ Recalled for a fourth and final stint on 8/18, going 1-0 with a 0.49 ERA (1 ER/18.1 IP), a .169 (11-for-65) opponents batting average and 20 strikeouts against three walks over his final 20 outings for San Diego.
- ◆ Went 1-0 with a 0.42 ERA (1 ER/21.2 IP), a .171 (13-for-76) opponents batting average and 23 strikeouts against just five walks over his final 23 outings from 7/16 through the end of the season.
- ◆ With Triple-A Tucson, after his first stint with the T-Pads, went 1-0 with a 2.08 ERA (3 ER/13.0 IP) and 11 strikeouts against four walks from 7/6-8/16.
- ◆ From the time of his fourth and final recall on 8/18 through the end of the season, his 0.49 ERA (1 ER/18.1 IP) was the fifth-best ERA among all Big League pitchers with a minimum of 15.0 innings over that stretch, second-best among NL pitchers.
- ◆ Worked scoreless ball in 23 of his 27 outings overall for San Diego, including 22 of his final 23 outings.
- ◆ Overall for San Diego, struck out 28 batters in 26.1 inning in 2012 for a 9.6 strikeouts per 9.0 IP ratio.
- ◆ Held Big League hitters to a .198 (19-for-96) average, including a .139 (5-for-36) average against left-handers and a .233 (14-for-60) mark against right-handed hitters.
- ◆ Worked scoreless ball in 12 of 13 outings at Petco Park in 2012, posting a 0.68 ERA (1 ER/13.1 IP) at home against a 2.77 ERA (4 ER/13.0 IP) in 14 outings on the road.

2011: Spent the entire season with Double-A San Antonio, making 66 relief appearances for the Texas League champs.

- ◆ Named to the TL mid-season All-Star team.
- ◆ Averaged over a strikeout per inning with 89 in 79.1 IP...posted a 4.45 strikeout/walk ratio.
- ◆ Recorded a sub-1.000 WHIP (0.933) for the first time in his minor league career.

2010: Posted a career-best 1.87 ERA in 48 games (one start) for Single-A Lake Elsinore.

2009: Spent the entire season with Single-A Lake Elsinore, making 59 relief appearances.

- ◆ Marked his first full season as a reliever, recording 24 games finished.

2008: Spent the majority of the season at Short-A Eugene, also making one start for Triple-A Portland.

- ◆ Split his time between the starting rotation and the bullpen, making nine total starts in 17 outings.

PERSONAL

Nicholas Vincent...graduate of Ramona (CA) High School...attended both Palomar Junior College and Long Beach State University...originally signed by Padres' scout Brendan Hause.

PLAYERS

VINCENT

NICK VINCENT'S CAREER PITCHING RECORD

YR	CLUB	W-L	ERA	G	GS	CG	SHO	SV	IP	H	R	ER	HR	HB	BB	SO	WP	BK
2008	Eugene	3-3	5.40	16	8	0	0	2	43.1	42	32	26	6	2	20	38	3	0
	Portland	0-1	5.40	1	1	0	0	0	5.0	2	4	3	1	1	1	4	0	0
2009	Lake Elsinore	4-2	3.08	59	0	0	0	2	64.1	66	27	22	3	1	18	74	0	0
2010	Lake Elsinore	4-0	1.87	48	1	0	0	0	81.2	60	24	17	7	5	23	76	1	1
2011	San Antonio	8-2	2.27	66	0	0	0	3	79.1	54	20	20	6	3	20	89	1	0
2012	San Antonio	1-0	1.86	9	0	0	0	0	9.2	4	2	2	0	1	0	15	0	0
	Tucson	1-1	5.82	23	0	0	0	2	21.2	27	14	14	2	2	11	19	1	0
	SAN DIEGO	2-0	1.71	27	0	0	0	0	26.1	19	5	5	2	1	7	28	1	0
Major League Totals		2-0	1.71	27	0	0	0	0	26.1	19	5	5	2	1	7	28	1	0
Minor League Totals		21-9	3.07	222	10	0	0	9	305.0	255	123	104	25	15	93	315	6	1

2012 AND CAREER BATTING RECORD

YR	CLUB	AVG	G	AB	R	H	2B	3B	HR	RBI	SH	SF	HP	BB	SO	SB	CS	OBP	SLG
2012	SAN DIEGO	.000	27	1	0	0	0	0	0	0	0	0	0	0	1	0	0	.000	.000
Major League Totals		.000	27	1	0	0	0	0	0	0	0	0	0	0	1	0	0	.000	.000

CAREER FIELDING

POSITION	PCT.	G	PO	A	E	TC	DP
Pitcher	1.000	27	1	3	0	4	0

SINGLE-GAME HIGHS

INNINGS PITCHED.....2.0 IP, June 26, 2012 at Houston
 LOW-HIT COMPLETE GAME.....None
 STRIKEOUTS.....3, September 14, 2012 vs. Colorado
 MOST HITS ALLOWED.....3, July 3, 2012 at Arizona
 MOST RUNS ALLOWED.....2, July 4, 2012 at Arizona
 MOST WALKS ALLOWED.....1, seven times, last October 1, 2012 at Milwaukee
 MOST HOME RUNS ALLOWED.....1, twice, last September 16, 2012 vs. Colorado
 CAREER WINNING STREAK.....Two games, June 28, 2012 - present
 CAREER 10-STRIKEOUT GAMES.....None
 CAREER HOME RUNS HIT.....None

CAREER TRANSACTIONS

2008.....Signed by the San Diego Padres as an 18th-round selection in the First-Year Player Draft.



EDINSON VOLQUEZ

RIGHT-HANDED PITCHER

37

BATS/THROWS: R/R
OPENING DAY AGE: 29

BORN: July 3, 1983 in Barahona, DOM

RESIDENCE: Santo Domingo, DOM

ACQUIRED: From CIN along with INF Yonder Alonso, C Yasmani Grandal and RHP Brad Boxberger in exchange for RHP Mat Latos, December 17, 2011

CONTRACT STATUS: Signed through 2013

HEIGHT/WEIGHT: 6-0/222
SERVICE TIME: 5.059

CAREER

2012: In his first campaign with the Padres made a career-high tying 32 starts (also, 2008), working 182.2 innings pitched, the second-most innings pitched in a season in his career (196.0 IP in 2008).

- ◆ Tossed 16 quality starts in 2012, the second-most of his career (20 in 2008) and second-most on the team behind Clayton Richard's 18 this past season.
- ◆ His 174 strikeouts in 2012 were also the second-most of his career (206 in 2008).
- ◆ Held hitters to a .236 (160-for-679) average, the ninth-best mark among all qualifying National League pitchers.
- ◆ Issued a career-high 105 walks, the most among all National League pitchers and tied for the most among all Major League pitchers (also, Ricky Romero, TOR)...his 105 walks in 2012 were the most by a Padres pitcher since Matt Clement walked a franchise-record 125 batters in 2000...105 walks tied with Tim Lollar (1984) for the seventh-most ever in a season by a Padres pitcher.
- ◆ In 17 starts at Petco Park in 2012, was 6-5 with a 2.95 ERA (33 ER/100.2 IP), a .208 (74-for-356) opponents batting average and 99 strikeouts against 56 walks, with the Padres 9-8 in his starts at home.
- ◆ Over his final eight starts at home from 6/24-09/30, went 5-1 with a 1.90 ERA (10 ER/47.1 IP), a .196 (33-for-168) opponents average and 46 strikeouts against 27 walks, with the Padres 6-2 in those starts.
- ◆ In the first half of the season went 5-7 with a 3.52 ERA (42 ER/107.1 IP) over 18 starts before going 6-4 with a 5.02 ERA (42 ER/75.1 IP) in 14 starts after the All-Star Break.
- ◆ Received a 3.40 (69 RS/182.2 IP) run support average (runs scored while in the game) overall, the fourth-lowest average among all qualifying National League pitchers and fifth-lowest in the Majors.
- ◆ Started the Padres home opener on 4/5 vs. LAD, his Padres debut...took the loss after allowing three runs, two earned, over 5.0 innings pitched...also started the Padres last home game of the season on 9/30 vs. SF, his last game of the season...did not factor into the decision.
- ◆ Had two games with a season-high 10 strikeouts on 7/5 vs. CIN and 8/20 vs. PIT, tied for the most strikeouts by a Padres pitcher in 2012 (also, Jason Marquis on 6/18 vs. TEX)...his 10-strikeout game on 8/20 was the ninth of his career.
- ◆ Struck out 174 batters total in 182.2 innings in 2012 for an 8.6 K/9 ratio...over his final 16 starts from 6/30-9/30, struck out 94 batters in 88.1 innings for a 9.6 K/9 ratio over that span.
- ◆ Tossed a complete game one-hitter on 7/19 vs. HOU, a one-hit shutout...only hit allowed was an infield single to Matt Downs...became the third shutout ever pitched by a Padre at Petco Park and first since Jake Peavy tossed one on 8/23/05 vs. HOU...first one-hitter tossed by a single player in Petco Park history...first one-hitter tossed in San Diego by a Padre since Kevin Brown on 8/16/98 vs. MIL.
- ◆ Had a stretch of 16-straight starts with three-or-more walks issued in each start from 5/17-8/10, the longest such stretch in Padres history and the longest such stretch by any pitcher since LHP Tony Saunders walked three-or-more in 21-straight starts for TB in 1998...was the longest such stretch by a National League pitcher since LHP Fernando Valenzuela also walked three-or-more in 16-straight starts to end the 1987 season for LAD.
- ◆ Did not walk a batter on 9/19 at ARI, the fourth game of his career without issuing a walk, and third start...first game to not issue a walk since a start on 9/25/06 at LAA, a span of 109 games, 108 starts, between the two games...only other start without issuing a walk was on 9/14/06 vs. LAA.

QUICK HIT

- ◆ Selected to play for the Dominican Republic in the 2013 World Baseball Classic.

2011: Split his season between CIN and Triple-A Louisville after being named the Reds' Opening Day starter for the first time in his career.

- ◆ Posted a 6.35 ERA (36 ER/51.0 IP) in 10 starts before being optioned to Louisville on 5/23...returned to CIN on 6/7...optioned again on 7/7 and recalled 9/3 after rosters expanded...returned to the rotation on 9/11.
- ◆ Allowed at least one run in the first inning in nine of his 20 starts...twice allowed home runs to the first two batters of the game.

2010: Returned from surgery on his right elbow to make 12 starts for the Reds.

- ◆ Opened the season on the 60-day disabled list while recovering from "Tommy John" surgery, performed 8/3/09... following a rehab assignment, he was reinstated and made his 2010 debut on 8/17.
- ◆ Made eight starts before moving to the bullpen...optioned to Single-A Dayton on 8/31 and rejoined the Reds 9/7.
- ◆ Named to the Reds postseason roster and started Game 1 of the NLDS vs. PHI...matched up against Roy Halladay in that game, who threw a no-hitter.

2009: Had his season cut short after undergoing "Tommy John" surgery 8/3 to repair the torn UCL and torn flexor mass in his right elbow.

- ◆ Made just nine starts for the Reds, spending time on the DL from 5/22-31 with mid-back spasms and from 6/2 through the end of the season with elbow injuries.
- ◆ Was holding opponents to a league-best .191 average at the time his season came to an end.
- ◆ Pitched for the Dominican Republic in the World Baseball Classic.

2008: Named the Reds' lone All-Star in his first full season in the Majors.

- ◆ Voted winner of the Johnny Vander Meer Awards as the Reds Most Outstanding Pitcher by the local chapter of the BBWAA.
- ◆ Led the Reds in wins, ERA, strikeouts and quality starts (20)...finished second in innings pitched.
- ◆ Finished the season ranked among NL leaders in ERA (8th), wins (T-3rd), strikeouts (T-2nd), opponent batting average (5th, .232), winning percentage (T-3rd, .793), strikeouts per 9.0 IP (2nd, 9.5), road ERA (2nd, 2.43) and day ERA (4th, 2.21).
- ◆ Did not allow more than one earned run in any of his first eight starts, tying a ML record to start a season.
- ◆ Did not allow more than two earned runs in any of his first 12 starts, the first ML pitcher to do so since Al Benton (DET) began the 1945 season with 16 such starts and the first National League hurler since Lou Fette of the 1939 Boston Braves held opponents to fewer than three earned runs in each of his first 14 starts.
- ◆ Ranked in *Baseball America's* Best Tools survey as having the NL's third-best fastball and changeup.

2007: Received the Nolan Ryan Pitcher of the Year Award as the best minor league pitcher in the TEX organization, combining to go 14-6 with a 3.67 ERA (59 ER/144.2 IP) between Single-A Bakersfield, Double-A Frisco and Triple-A Oklahoma...also saw time in the Majors.

- ◆ Named Pacific Coast League Pitcher of the Week for 8/20-26.
- ◆ Entered the season rated by *Baseball America* as the No. 3 prospect in the Rangers' organization.

2006: Spent most of the season at Triple-A Oklahoma, making 21 starts to lead all Rangers minor league pitchers.

- ◆ Named the organization's Minor League Pitcher of the Month for June and a Pacific Coast League mid-season All-Star.
- ◆ Promoted to the Majors on 8/7 and made eight starts for TEX.

2005: Combined to go 6-9 with a 4.10 ERA (58 ER/127.1 IP) between the AZL Rangers, Single-A Bakersfield and Double-A Frisco...saw his first Big League action, making six appearances (three starts) for the Rangers.

- ◆ Promoted to the Majors between games of a doubleheader on 8/30...started the second game that night.
- ◆ Selected to participate in the All-Star Futures Game as well as the Texas League All-Star Game.
- ◆ Following the season, was rated by *Baseball America* as the Rangers No. 1 prospect.



PLAYERS

PERSONAL

Edinson Volquez (pronounced VOHL-kezz)...married to Roandry...has one daughter, Hilary...originally signed by the Rangers out of the Dominican Republic by scout Rodolfo Rosario.

EDINSON VOLQUEZ'S CAREER PITCHING RECORD

YR	CLUB	W-L	ERA	G	GS	CG	SHO	SV	IP	H	R	ER	HR	HB	BB	SO	WP	BK
2002	DSL Rangers	1-2	2.68	14	8	0	0	0	47.0	45	19	14	1	4	14	58	4	1
2003	AZL Rangers	2-1	4.00	10	4	0	0	1	27.0	24	14	12	1	2	11	28	4	0
2004	Clinton	4-4	4.21	21	15	0	0	3	87.2	82	49	41	8	3	27	74	4	1
	Stockton	4-1	2.95	8	8	0	0	0	39.2	31	16	13	6	2	14	34	2	0
2005	AZL Rangers	0-0	0.00	1	1	0	0	0	2.0	2	0	0	0	0	0	2	1	0
	Bakersfield	5-4	4.18	11	11	1	0	0	66.2	64	34	31	9	7	12	77	3	0
	Frisco	1-5	4.14	10	10	1	1	0	58.2	58	29	27	6	1	17	49	1	0
2006	TEXAS	0-4	14.21	6	3	0	0	0	12.2	25	22	20	3	2	10	11	0	0
	Oklahoma	6-6	3.21	21	21	0	0	0	120.2	86	51	43	9	4	72	130	3	2
	TEXAS	1-6	7.29	8	8	0	0	0	33.1	52	28	27	7	1	17	15	0	0
2007	Bakersfield	0-4	7.13	7	7	0	0	0	35.1	27	28	28	4	2	20	38	5	0
	Frisco	8-1	3.55	11	11	0	0	0	58.1	46	23	23	9	2	19	62	1	0
	Oklahoma	6-1	1.41	8	8	0	0	0	51.0	25	8	8	0	1	21	66	3	0
	TEXAS	2-1	4.50	6	6	0	0	0	34.0	34	18	17	4	2	15	29	0	0
2008	CINCINNATI	17-6	3.21	33	32	0	0	0	196.0	167	82	70	14	14	93	206	10	1
2009	CINCINNATI	4-2	4.35	9	9	0	0	0	49.2	34	25	24	6	5	32	47	2	1
2010	Dayton	0-0	1.38	2	2	0	0	0	13.0	11	4	2	2	1	4	19	0	0
	Lynchburg	1-0	0.00	2	2	0	0	0	8.0	3	0	0	0	1	0	7	0	0
	Louisville	3-0	1.96	4	4	0	0	0	23.0	11	5	5	1	1	8	21	2	0
	CINCINNATI	4-3	4.31	12	12	0	0	0	62.2	59	30	30	6	3	35	67	5	0
2011	Louisville	4-2	2.37	13	13	1	0	0	87.1	72	31	23	5	4	29	83	7	0
	CINCINNATI	5-7	5.71	20	20	0	0	0	108.2	106	72	69	19	4	65	104	5	2
2012	SAN DIEGO	11-11	4.14	32	32	1	1	0	182.2	160	88	84	14	9	105	174	9	1
Major League Totals		44-40	4.52	126	122	1	1	0	679.2	637	365	341	73	40	372	653	31	5
Minor League Totals		45-31	3.35	143	125	3	1	4	725.1	587	311	270	61	35	268	748	40	4

DIVISION SERIES RECORD

YR	CLUB	W-L	ERA	G	GS	CG	SHO	SV	IP	H	R	ER	HR	HB	BB	SO	WP	BK
2010	CIN vs. PHI	0-1	21.60	1	1	0	0	0	1.2	4	4	4	0	0	2	0	0	0

2012 AND CAREER BATTING RECORD

YR	CLUB	AVG	G	AB	R	H	2B	3B	HR	RBI	SH	SF	HP	BB	SO	SB	CS	OBP	SLG
2012	SAN DIEGO	.071	32	56	2	4	1	0	0	1	5	0	0	1	29	0	0	.088	.089
Major League Totals		.091	106	176	8	16	1	0	0	2	26	0	0	3	88	0	0	.106	.097

CAREER FIELDING

POSITION	PCT.	G	PO	A	E	TC	DP
Pitcher	.955	126	34	73	5	112	4

SINGLE-GAME HIGHS

INNINGS PITCHED.....9.0 IP, July 19, 2012 vs. Houston
 LOW-HIT COMPLETE GAME.....1 hit, July 19, 2012 vs. Houston
 STRIKEOUTS.....13, September 3, 2008 vs. Pittsburgh
 MOST HITS ALLOWED.....9, three times, last September 1, 2012 at Colorado
 MOST RUNS ALLOWED.....8, September 4, 2005 at Kansas City
 MOST WALKS ALLOWED.....7, April 24, 2009 vs. Atlanta
 MOST HOME RUNS ALLOWED.....3, four times, last June 8, 2012 at Milwaukee
 CAREER WINNING STREAK.....4 games, twice, last June 24 - July 30, 2012
 CAREER 10-STRIKEOUT GAMES (9).....April 27, 2008 at San Francisco (10)
 May 7, 2008 vs. Chicago (NL) (10)
 May 23, 2008 at San Diego (12)
 July 12, 2008 at Milwaukee (10)
 September 3, 2008 vs. Pittsburgh (13)
 September 8, 2008 at Milwaukee (10)
 September 11, 2010 vs. Pittsburgh (10)
 July 5, 2012 vs. Cincinnati (10)
 August 20, 2012 vs. Pittsburgh (10)

CAREER HOME RUNS HIT.....None

CAREER TRANSACTIONS

2001.....Signed by the Texas Rangers as a non-drafted free agent, October 29.
 2007.....Acquired by the Cincinnati Reds along with LHP Danny Herrera in exchange for OF Josh Hamilton, December 21.
 2011.....Acquired by the San Diego Padres along with INF Yonder Alonso, C Yasmani Grandal and RHP Brad Boxberger in exchange for RHP Mat Latos, December 17.

PLAYERS



THAD WEBER

RIGHT-HANDED PITCHER

87

WEBER

BATS/THROWS: R/R

OPENING DAY AGE: 28

BORN: September 28, 1984 in Seward, NE

RESIDENCE: Friend, NE

ACQUIRED: Claimed off waivers from DET, August 23, 2012

CONTRACT STATUS: Signed through 2013

HEIGHT/WEIGHT: 6-2/205

SERVICE TIME: 0.010

NON-ROSTER INVITEE

CAREER

2012: Saw his first Big League action with the Tigers in April before spending the majority of the season with Triple-A Toledo and later being claimed off waivers by the Padres.

- ◆ Began the year with Toledo before being selected by the Tigers on 4/21.
- ◆ Made his Major League debut the following day with an inning of relief on 4/22 vs. TEX.
- ◆ Made one other appearance on 4/25 vs. SEA (3.0 IP, 3 ER) before being optioned back to Toledo.
- ◆ Recalled for a second stint on 6/16 but was optioned back to Toledo on 6/19 without having made an appearance.
- ◆ Acquired off waivers by the Padres on 8/23, reporting to Tucson where he made three starts.
- ◆ Spent the majority of the season as a starter with Toledo, making 21 starts in 22 games total for the Mud Hens.

2011: Spent the entire campaign with Triple-A Toledo, making a career-high 27 starts for the Mud Hens.

- ◆ Surrendered the second-most home runs in the International League with 28 home runs allowed.
- ◆ Went 0-1 with a 3.45 ERA (12 ER/31.1 IP) in seven starts with Caracas in the Venezuelan Winter League following the season.

2010: Played the majority of the season with Double-A Erie, making 25 starts for the SeaWolves.

- ◆ Led the Eastern League with 167.2 innings pitched, while tying for third with two complete games.
- ◆ Started five games with Caracas in the Venezuelan Winter League following the season, going 4-1 with a 2.32 ERA (6 ER/23.0 IP).

2009: Split the campaign between Single-A Lakeland and Double-A Erie, making a combined 25 starts on the year.

- ◆ Named a Florida State League mid-season All-Star.
- ◆ Ranked third in the FSL with a 0.75 ERA (2 ER/24.0 IP) over four starts in the month of April.
- ◆ Named Eastern League Pitcher of the Week for 8/17-23 after he struck out 10 batters and tossed a no-hitter on 8/22 vs. Akron.
- ◆ Was named Tigers minor league Pitcher of the Month for August after going 3-0 with a 3.13 ERA (11 ER/31.2 IP) over five starts, including the no-hitter.
- ◆ In 12 starts total for Lakeland, went 4-4 with a 2.13 ERA (16 ER/67.2 IP).

2008: Made his professional debut with 12 starts in 13 games between the Tigers Rookie-Level Gulf Coast League affiliate and Single-A West Michigan.

- ◆ In 11 starts for West Michigan, was 1-4 with a 2.56 ERA (16 ER/56.1 IP).

PERSONAL

Thad G. Weber...he and his wife Megan have one daughter, Babe, and one son, Gehrig...graduated from Friend High School (NE)...attended Hutchinson Community College (KS) where he hit .380 with nine home runs and 45 RBI in 2005, while also going 4-3 with a 4.79 ERA and 38 strikeouts...named Jayhawk Player of the Year and All-Jayhawk West Conference as a pitcher and first baseman at Hutchinson CC in 2006 after hitting .453 with 27 doubles, six home runs and 63 RBI while also going 10-0 with a 2.70 ERA and 66 strikeouts...also attended the University of Nebraska...originally signed by Tigers' scout Chris Wimmer.



PLAYERS

THAD WEBER'S CAREER PITCHING RECORD

YR	CLUB	W-L	ERA	G	GS	CG	SHO	SV	IP	H	R	ER	HR	HB	BB	SO	WP	BK
2008	GCL Tigers	0-0	0.00	2	1	0	0	0	4.0	1	0	0	0	0	0	9	0	0
	West Michigan	1-4	2.56	11	11	0	0	0	56.1	46	20	16	3	3	11	49	5	1
2009	Lakeland	4-4	2.13	12	12	1	0	0	67.2	54	19	16	6	1	11	40	5	0
	Erie	7-3	4.06	13	13	1	1	0	75.1	78	38	34	7	4	18	44	2	0
2010	Erie	9-12	4.08	25	25	2	0	0	167.2	176	87	76	17	8	41	113	7	1
	Toledo	2-1	1.64	3	3	0	0	0	22.0	14	4	4	2	0	3	17	2	0
2011	Toledo	5-11	5.65	27	27	1	0	0	151.1	176	98	95	28	5	49	111	4	1
2012	Toledo	7-11	4.20	22	21	1	0	0	128.2	123	62	60	16	6	31	97	5	1
	Tucson	1-0	4.42	3	3	0	0	0	18.1	22	9	9	1	1	3	14	0	0
	DETROIT	0-1	9.00	2	0	0	0	0	4.0	10	4	4	0	0	2	1	0	0
Major League Totals		0-1	9.00	2	0	0	0	0	4.0	10	4	4	0	0	2	1	0	0
Minor League Totals		36-46	4.04	118	116	6	1	0	691.1	690	337	310	80	28	167	494	30	4

2012 AND CAREER BATTING RECORD

YR	CLUB	AVG	G	AB	R	H	2B	3B	HR	RBI	SH	SF	HP	BB	SO	SB	CS	OBP	SLG
2012	DETROIT	---	0	0	0	0	0	0	0	0	0	0	0	0	0	0	0	---	---
Major League Totals		---	0	0	0	0	0	0	0	0	0	0	0	0	0	0	0	---	---

CAREER FIELDING

POSITION	PCT.	G	PO	A	E	TC	DP
Pitcher	1.000	2	0	1	0	1	0

SINGLE-GAME HIGHS

INNINGS PITCHED.....3.0 IP, April 25, 2012 vs. Seattle
 LOW-HIT COMPLETE GAME.....None
 STRIKEOUTS.....1, April 25, 2012 vs. Seattle
 MOST HITS ALLOWED.....7, April 25, 2012 vs. Seattle
 MOST RUNS ALLOWED.....3, April 25, 2012 vs. Seattle
 MOST WALKS ALLOWED.....1, twice, last April 25, 2012 vs. Seattle
 MOST HOME RUNS ALLOWED.....None
 CAREER WINNING STREAK.....None
 CAREER 10-STRIKEOUT GAMES.....None
 CAREER HOME RUNS HIT.....None

CAREER TRANSACTIONS

2007.....Selected by the Cincinnati Reds in the 35th round of the First-Year Player Draft (did not sign).
 2008.....Signed by the Detroit Tigers as a 16th-round selection in the First-Year Player Draft.
 2012.....Claimed off waivers by the San Diego Padres from the Detroit Tigers, August 23.

PLAYERS



JOE WIELAND RIGHT-HANDED PITCHER

43

WIELAND

BATS/THROWS: R/R
OPENING DAY AGE: 23

BORN: January 21, 1990 in Reno, NV
RESIDENCE: Reno, NV

ACQUIRED: From TEX along with LHP Robbie Erlin in exchange for

RHP Mike Adams, July 31, 2011

CONTRACT STATUS: Signed through 2013

HEIGHT/WEIGHT: 6-3/206
SERVICE TIME: 1.000

CAREER

2012: Made two starts for Triple-A Tucson before seeing his first Major League action with the Padres by making five starts...had season cut short due to a stint on the disabled list and underwent "Tommy John" surgery on his right elbow in July.

- ◆ Began the season with Triple-A Tucson, making two starts for the T-Pads and going 0-1 with a 3.52 ERA (3 ER/7.2 IP) and 11 strikeouts against two walks.
- ◆ Selected from Triple-A Tucson on 4/14 and made his Major League debut that day against the Dodgers at Dodger Stadium...tagged with the loss after allowing six runs on six hits, three home runs, over 5.0 innings of work.
- ◆ Tagged with the loss in each of his first four starts, despite allowing three runs-or-fewer in his three following his debut...went 0-4 with a 4.91 ERA (12 ER/22.0 IP) over his first four career starts from 4/14-30.
- ◆ Padres were 0-5 in his starts overall, earning a no-decision in his only other start and final game of 2012 on 5/6 vs. MIA.
- ◆ Placed on the 15-day DL on 5/11 with a strained right elbow, missing the remainder of the season...was transferred to the 60-day DL on 6/26 and underwent season-ending Tommy John surgery on his right elbow in July.
- ◆ In his four starts at Petco Park, was 0-3 with a 3.18 ERA (8 ER/22.2 IP) and 23 strikeouts against seven walks.
- ◆ At the plate, collected his first career hit on 4/30 vs. MIL with a single...followed up in his next start with a two-run double on 5/6 vs. MIA.

QUICK HIT

- ◆ Signed a letter of intent with San Diego State University before signing with the Rangers.

2011: Split the season between Single-A Myrtle Beach and Double-A Texas League affiliates for the Rangers and Padres in Frisco and San Antonio.

- ◆ Acquired by the Padres at the trade deadline as part of the deal that sent RHP Mike Adams to TEX.
- ◆ Combined to go 13-4 with a 1.97 ERA (34 ER/155.2 IP) between his three stops.
- ◆ Posted a 7.14 strikeout/walk ratio while averaging just 1.2 walks per 9.0 IP.
- ◆ Tossed a 9.0-inning no-hitter 7/29 at San Antonio, in his final start in the Rangers organization...joined San Antonio following the trade.
- ◆ Named by Padres No. 8 prospect by *Baseball America* following the season...also rated as having the best control in the organization.

2010: Split the season between Single-A Hickory and Single-A Bakersfield, combining to go 11-7 with a 4.07 ERA (67 ER/148.0 IP) in 26 games (25 starts).

2009: Spent the entire season at Single-A Hickory, making 18 starts and one relief appearance.

2008: Split his professional debut between the starting rotation and the bullpen, making seven starts and six relief appearances for the AZL Rangers.

PERSONAL

Joseph Wieland (pronounced WEE-land)...a graduate of Bishop Monogue HS in Reno, Nev...posted a 2.04 ERA while also hitting .556 with 12 homers his senior season...named the Nevada State Player of the Year by the *Las Vegas Review Journal* and the *Reno Gazette Journal*...originally signed by Rangers' scout Butch Metzger.



PLAYERS

JOE WIELAND'S CAREER PITCHING RECORD

YR	CLUB	W-L	ERA	G	GS	CG	SHO	SV	IP	H	R	ER	HR	HB	BB	SO	WP	BK
2008	AZL Rangers	5-1	1.44	13	7	0	0	0	43.2	32	8	7	2	4	8	41	3	0
2009	Hickory	4-6	5.31	19	18	0	0	0	83.0	102	67	49	7	5	24	73	6	0
2010	Hickory	7-4	3.34	15	15	2	1	0	89.0	84	36	33	4	3	15	71	1	0
	Bakersfield	4-3	5.19	11	10	0	0	0	59.0	67	36	34	6	2	10	62	4	1
2011	Myrtle Beach	6-3	2.10	14	13	1	1	0	85.2	78	23	20	7	2	4	96	7	0
	Frisco	4-0	1.23	7	7	1	1	0	44.0	35	9	6	2	0	11	36	1	0
	San Antonio	3-1	2.77	5	5	0	0	0	26.0	23	10	8	0	2	6	18	1	0
2012	Tucson	0-1	3.52	2	2	0	0	0	7.2	10	3	3	0	0	2	11	0	0
	SAN DIEGO	0-4	4.55	5	5	0	0	0	27.2	26	16	14	5	1	9	24	1	0
Major League Totals		0-4	4.55	5	5	0	0	0	27.2	26	16	14	5	1	9	24	1	0
Minor League Totals		33-19	3.29	86	77	4	3	0	438.0	431	192	160	28	18	80	408	23	1

2012 AND CAREER BATTING RECORD

YR	CLUB	AVG	G	AB	R	H	2B	3B	HR	RBI	SH	SF	HP	BB	SO	SB	CS	OBP	SLG
2012	SAN DIEGO	.250	5	8	0	2	1	0	0	2	0	0	0	0	2	0	0	.250	.375
Major League Totals		.250	5	8	0	2	1	0	0	2	0	0	0	0	2	0	0	.250	.375

CAREER FIELDING

POSITION	PCT.	G	PO	A	E	TC	DP
Pitcher	1.000	5	2	2	0	4	0

SINGLE-GAME HIGHS

INNINGS PITCHED.....6.0 IP, twice, last April 25, 2012 vs. Washington
 LOW-HIT COMPLETE GAME.....None
 STRIKEOUTS.....8, April 30, 2012 vs. Milwaukee
 MOST HITS ALLOWED6, April 14, 2012 at Los Angeles (NL)
 MOST RUNS ALLOWED6, April 14, 2012 at Los Angeles (NL)
 MOST WALKS ALLOWED3, April 25, 2012 vs. Washington
 MOST HOME RUNS ALLOWED.....3, April 14, 2012 at Los Angeles (NL)
 CAREER WINNING STREAK.....None
 CAREER 10-STRIKEOUT GAMES.....None
 CAREER HOME RUNS HIT.....None

CAREER TRANSACTIONS

2008.....Signed by the Texas Rangers as a fourth-round selection in the First-Year Player Draft.
 2011.....Acquired by the San Diego Padres from the Texas Rangers along with LHP Robbie Erlin in exchange for RHP Mike Adams, July 31.

2013 PADRES 40-MAN ROSTER

Executive Vice President/GM

Josh Byrnes

Head Trainer

Todd Hutcheson

Assistant Trainer

Paul Navarro

Strength & Conditioning Coach

Brett McCabe



Manager

20-Bud Black

Coaches

36-Darren Balsley (Pitching Coach), 47-Willie Blair (Bullpen Coach), 30-Glenn Hoffman (Third Base Coach),
28-Phil Plantier (Hitting Coach), 32-Alonzo Powell (Assistant Hitting Coach),
17-Rick Renteria (Bench Coach), 10-Dave Roberts (First Base Coach)

Director of Team Travel/

Equipment Manager

Brian Prilaman

Team Physicians

Scripps Clinic Medical Staff

Bullpen Catchers

80-Justin Hatcher

81-Griffin Benedict

40-MAN ROSTER

NO.	PITCHERS (21)	B/T	HT.	WT.	BORN	BIRTHPLACE	RESIDENCE
45	Bass, Anthony	R/R	6-2	195	11-01-87	Dearborn, MI	Trenton, MI
29	Boxberger, Brad	R/R	6-2	218	05-27-88	Fullerton, CA	Goodyear, AZ
58	Brach, Brad	R/R	6-6	214	04-12-86	Freehold, NJ	Nashville, TN
34	Cashner, Andrew	R/R	6-6	219	09-11-86	Conroe, TX	Montgomery, TX
78	De Los Santos, Fautino	R/R	6-2	225	02-15-86	Samana, DOM	Samana, DOM
67	De Paula, Jose*	L/R	6-1	170	03-04-90	Villa Mella, DOM	Villa Mella, DOM
57	Gregerson, Luke	L/R	6-3	201	05-14-84	Park Ridge, IL	Chicago, IL
49	Kelly, Casey	R/R	6-3	211	10-04-89	Sarasota, FL	Sarasota, FL
40	Wayne, Tommy	L/L	6-2	189	11-02-84	St. Louis, MO	St. Charles, MO
52	Luebke, Cory	R/L	6-4	201	03-04-85	Maria Stein, OH	Maria Stein, OH
21	Marquis, Jason	L/R	6-1	220	08-21-78	Manhasset, NY	Staten Island, NY
39	Mikolas, Miles	R/R	6-5	217	08-23-88	Jupiter, FL	Jupiter, FL
65	Portillo, Adys	R/R	6-2	234	12-20-91	Los Puertos, VEN	Los Puertos, VEN
33	Richard, Clayton	L/L	6-5	243	09-12-83	Lafayette, IN	Lafayette, IN
66	Ross, Tyson	R/R	6-6	230	04-22-87	Berkeley, CA	Oakland, CA
16	Street, Huston	R/R	6-0	197	08-02-83	Austin, TX	Austin, TX
53	Stults, Eric	L/L	6-0	231	12-09-79	Plymouth, IN	Argos, IN
54	Thatcher, Joe	L/L	6-2	230	10-04-81	Indianapolis, IN	Westfield, IN
55	Thayer, Dale	R/R	6-0	215	12-17-80	Fountain Valley, CA	Murrieta, CA
50	Vincent, Nick	R/R	6-0	184	07-12-86	Poway, CA	Ramona, CA
37	Volquez, Edinson	R/R	6-0	222	07-03-83	Barahona, DOM	Santo Domingo, DOM
43	Wieland, Joe	R/R	6-3	206	01-21-90	Reno, NV	Reno, NV
NO.	CATCHERS (2)	B/T	HT.	WT.	BORN	BIRTHPLACE	RESIDENCE
8	Baker, John	L/R	6-1	213	01-20-81	Alameda, CA	Danville, CA
12	Grandal, Yasmani*	S/R	6-2	214	11-08-88	Havana, CUB	Peoria, AZ
4	Hundley, Nick	R/R	6-1	196	09-08-83	Corvallis, OR	San Diego, CA
NO.	INFIELTERS (6)	B/T	HT.	WT.	BORN	BIRTHPLACE	RESIDENCE
23	Alonso, Yonder	L/R	6-2	250	04-08-87	Havana, CUB	Doral, FL
5	Amarista, Alexi	L/R	5-8	152	04-06-89	Barcelona, VEN	Barcelona, VEN
2	Cabrera, Everth	S/R	5-10	189	11-17-86	Nandaime, NIC	Jinotepe, NIC
11	Forsythe, Logan	R/R	6-1	195	01-14-87	Memphis, TN	San Diego, CA
7	Headley, Chase	S/R	6-2	219	05-09-84	Fountain, CO	Franklin, TN
61	Rincon, Edinson	R/R	6-1	217	08-11-90	Santo Domingo, DOM	Santo Domingo, DOM
NO.	OUTFIELDERS (11)	B/T	HT.	WT.	BORN	BIRTHPLACE	RESIDENCE
64	Asencio, Yeison	R/R	6-1	175	11-14-89	San Cristobal, DOM	San Cristobal, DOM
88	Blanks, Kyle	R/R	6-6	264	09-11-86	Sellersville, PA	Peoria, AZ
22	Darnell, James	R/R	6-2	215	01-19-87	Fresno, CA	Danville, CA
63	Decker, Jaff	L/L	5-10	190	02-23-90	Phoenix, AZ	Peoria, AZ
13	Denorfia, Chris	R/R	6-0	194	07-15-80	Bristol, CT	Sarasota, FL
15	Guzman, Jesus	R/R	6-1	201	06-14-84	Sucre, VEN	Caracas, VEN
14	Kotsay, Mark	L/L	6-0	221	12-02-75	Whittier, CA	Rancho Santa Fe, CA
62	Liriano, Rymen	R/R	6-0	224	06-20-91	Santo Domingo, DOM	Santo Domingo, DOM
24	Maybin, Cameron	R/R	6-3	205	04-04-87	Asheville, NC	Arden, NC
18	Quentin, Carlos	R/R	6-2	235	08-28-82	Bellflower, CA	San Diego, CA
25	Venable, Will	L/L	6-2	210	10-29-82	Greenbrae, CA	San Diego, CA

* Player on restricted list

**Roster as of February, 13, 2013





SEASON IN REVIEW


2012 SEASON HIGHLIGHTS

TALE OF TWO SEASONS: After finding themselves a season-high tying 22 games under .500 on 6/28 (27-49 through 6/27), the Padres won the finale of a four-game series at HOU and went to finish 49-37 (.570) from 6/28 through the end of the season, the fifth-best record in the National League and second-best in the NL West over that span, two games behind the Giants...from 6/28 through the end of the season, the Padres hit .261 as a team and scored 397 runs in the final 86 games, fifth-most in the NL over that time span.

CHASING GLORY: Named the Padres Most Valuable Player by the San Diego chapter of the BBWAA, Chase Headley had a season to remember...the Padres third baseman finished fifth in National League Most Valuable Player voting following the season...he started 159 of the club's 162 games, all at third base, hitting .286 on the year...set career-highs in hits (173), HR (31), RBI (115), runs (95), walks (86) and tied his career-highs in doubles (31) and stolen bases (17)...he led the National League with 115 RBI, becoming just the second Padre in history to lead the league in RBI (also, Dave Winfield, 118 in 1979)...he also reached base safely (via hit, walk or HBP) in 146 games, setting a new Padres record (previous: 144 games by Tony Gwynn in 1987).

MR. AUGUST & SEPTEMBER: Headley was named National League Player of the Month by Major League Baseball for both August and September, becoming the first Padre to win Player of the Month since Tony Gwynn in May of 1997 and only the second Padre in team history to win the monthly award twice in one season (Ken Caminiti also won both August and September of 1996).

- ◆ In August, Headley hit .306 (33-for-108) with 10 home runs and 31 RBI in 28 games played, leading all of MLB with 31 RBI and tying for the lead in home runs... became the second player in club history to lead MLB in both HR and RBI in any calendar month each team played 10 games (also, Caminiti, who led MLB with 14 HR and 38 RBI in August of 1996).
- ◆ In September, Headley hit .324 (33-for-102) with nine HR and 30 RBI in 26 games played, becoming the only player in Padres history to have two months with 30-or-more RBI.
- ◆ After the All-Star Break, hit .308 (89-for-289) with 23 HR and 73 RBI, leading all of MLB in RBI in the second-half and ranking second in HR (1st in NL).



Chase Headley was named the Padres MVP in 2012



Everth Cabrera became the first Padre in history to lead the National League in stolen bases with 44 SB

MAN ON THE RUN: Everth Cabrera became the first Padre in history to lead the National League in stolen bases in a season, stealing 44 bags in 48 attempts, the third-most steals in MLB and fourth-best SB percentage...he was recalled from Triple-A Tucson on 5/17, having gone 15-for-15 in SB attempts for Tucson... was 59-for-63 in SB attempts overall in 2012, including his time with Tucson...Cabrera was successful on his first 24 SB attempts with San Diego, setting a Padres franchise-record to start a season...before his first CS of the year on 8/25, had not been caught since September of 2010, snapping a streak of 28-straight successful attempts, also a Padres franchise-record...his 44 SB in 2012 were the most by a Padre since first base coach Dave Roberts stole 49 in 2006...also set career-highs in 2012 in games played (115), hits (98) and doubles (19), starting a career-best 109 games, with 104 at shortstop.

CALL ME MAYBIN: Cameron Maybin set career-highs in games played (147), RBI (45) and tied a career-high in walks (44, also 2011)...the Padres CF got off to a slow start this past season, hitting .198 (50-for-252) over his first 71 games from 4/5-6/28 but finished strong by hitting .286 (73-for-255) over his final 76 games from 6/29 through the end of the season.

SEASON IN REVIEW



Huston Street was named to the NL All-Star Team in 2012

STRANGLEHOLD: Huston Street was named to the 2012 National League All-Star Team, his first career All-Star selection...the Padres closer was nearly perfect on the season, converting his first 23 save opportunities until the last home game of the season, finishing 23-for-24, the best save percentage in the NL (95.8 %) and second-best in MLB...posted a 1.85 ERA with 47 strikeouts against just 11 walks and 17 hits allowed over 40 games pitched.

FIRST IMPRESSIONS: Yonder Alonso, in his rookie season, started 144 of the Padres 162 games at first base in 2012...at the plate, he hit .273 (150-for-549) with 39 doubles, nine HR, 62 RBI, 47 runs scored and 62 walks for a .348 on-base percentage...led all rookies in MLB with 39 doubles, setting a new Padres club rookie-record...also ranked among MLB rookie-leaders with 150 hits (T2nd) and 62 walks (2nd), trailing only Mike Trout (LAA) in both categories...had 10 games with multiple doubles, setting a new Padres record, passing the previous mark of six multi-double games in a season by Tony Gwynn (1993) and Adrian Gonzalez (2007).

LIKE A ROCK: Clayton Richard was unanimously voted the Padres Pitcher of the Year (Clyde McCullough Award) by the San Diego chapter of the BBWAA after going 14-14 with a 3.99 ERA over 33 starts, leading the club with a career-best tying 14 wins and a career-best 218.2 innings pitched...the southpaw finished with the fourth-most innings pitched by any NL pitcher...the Padres won 13 of his final 21 starts as he went 12-7 with a 3.68 ERA from 6/12 through the end of the season.

VOL-"K"-EZ: Edinson Volquez in his first season with the Padres went 11-11 with a 4.14 ERA and 174 strikeouts over 32 starts, with the Padres 16-16 in his starts...finished with the ninth-lowest opponents batting average (among qualifiers), holding hitters to a .236 mark on the season...in 17 starts at home he went 6-5 with a 2.95 ERA, including tossing a one-hit shutout on 7/19 vs. HOU.

IN THE PEN: The Padres bullpen featured 19 different pitchers making at least one relief appearance, posting a 3.24 ERA in 2012 with 524 strikeouts in 505.1 innings (9.3 K/9) and a .224 opponents batting average...through the season the pen featured seven rookies, including RHPs Brad Boxberger (2.60 ERA in 24 games), Brad Brach (3.78 ERA in 67 games), Dale Thayer (3.43 ERA in 64 games) and Nick Vincent (1.71 ERA in 27 games)...Luke Gregerson returned from last season to go 2-0 with nine saves and a 2.39 ERA in a club-leading 77 games in 2012, while Joe Thatcher returned to go 1-4 with a 3.41 ERA in 55 outings.

GRAND ENTRANCE: Yasmani Grandal made his Major League debut for the Padres in 2012 and hit .297 (57-for-192) with 16 extra-base hits and 36 RBI in 60 games played, starting 52 games behind the plate with the Padres 31-21 in his starts...in his first career start on 6/30 at COL, he clubbed a pair of home runs for his first career hits...switch-hitter became the first player in history to homer from both sides of the plate for his first two career hits in the same game.

THE HOMETOWN KID: Carlos Quentin hit .522 (12-for-23) with four doubles, five home runs and nine RBI over his first six games as a Padre, after coming off the DL on 5/28...his five home runs through his first six games as a Padre made him the only player to ever hit more than three through his first six as a Padre (ELIAS).

AT PETCO PARK: The Padres posted a 42-39 (.519) record at home in 2012, the seventh time the club posted a winning record at home in the nine seasons since Petco Park opened in 2004...over the second half of 2012, the Padres posted a 25-12 (.676) record at home, the fourth-best home record among all National League teams in the second half...the club celebrated five walk-off victories in 2012.



The Padres finished with a 42-39 (.519) home record in 2012, including 25-12 (.676) at home in the second half



SEASON IN REVIEW

2012 BATTING STATISTICS

PLAYER	AVG	G	AB	R	H	TB	2B	3B	HR	RBI	SH	SF	HP	BB	IBB	SO	SB	CS	GDP	E	OBP	SLG
Alonso	.273	155	549	47	150	216	39	0	9	62	1	4	3	62	9	101	3	0	14	12	.348	.393
Amarista	.240	105	275	35	66	106	15	5	5	32	6	2	0	17	1	42	8	4	2	4	.282	.385
Baker	.238	63	193	17	46	54	8	0	0	14	1	0	0	20	2	41	2	1	4	4	.310	.280
Bartlett	.133	29	83	8	11	16	5	0	0	4	2	1	0	12	0	27	0	0	6	5	.240	.193
Bass	.129	25	31	3	4	6	0	1	0	5	0	0	0	0	0	13	1	0	0	0	.129	.194
Blanks	.200	4	5	0	1	1	0	0	0	0	0	0	0	1	0	2	0	0	0	0	.333	.200
Boxberger	.000	24	1	0	0	0	0	0	0	0	1	0	0	0	0	1	0	0	0	3	.000	.000
Burns	.000	17	1	0	0	0	0	0	0	0	0	0	0	0	0	1	0	0	0	1	.000	.000
Cabrera	.246	115	398	49	98	129	19	3	2	24	5	0	3	43	2	110	44	4	3	16	.324	.324
Cashner	.143	33	7	0	1	1	0	0	0	0	0	0	0	1	0	2	0	0	0	0	.250	.143
Darnell	.235	7	17	1	4	8	1	0	1	1	0	0	0	2	0	2	0	0	3	1	.316	.471
Denorfia	.293	130	348	56	102	157	19	6	8	36	2	3	2	27	0	52	13	5	9	1	.345	.451
Forsythe	.273	91	315	45	86	123	13	3	6	26	0	1	6	28	0	57	8	2	6	12	.343	.390
Grandal	.297	60	192	28	57	90	7	1	8	36	0	2	1	31	1	39	0	0	8	5	.394	.469
Gregerson	.000	77	1	0	0	0	0	0	0	0	0	0	0	0	0	1	0	0	0	1	.000	.000
Guzman	.247	120	287	32	71	120	18	2	9	48	1	2	2	29	3	71	3	3	2	2	.319	.418
Headley	.286	161	604	95	173	301	31	2	31	115	0	5	4	86	2	157	17	6	7	10	.376	.498
Hermida	.250	13	24	2	6	9	1	1	0	2	0	0	0	3	1	7	1	0	0	0	.333	.375
Hinshaw	.000	31	1	0	0	0	0	0	0	0	0	0	0	0	0	1	0	0	0	0	.000	.000
Hudson	.211	35	123	11	26	39	0	5	1	11	0	0	0	8	0	27	3	2	3	2	.260	.317
Hundley	.157	58	204	14	32	50	7	1	3	22	1	3	2	15	2	56	0	3	4	4	.219	.245
Kelly	.200	7	10	0	2	2	0	0	0	0	2	0	0	0	0	4	0	0	1	0	.200	.200
Kotsay	.259	82	143	9	37	51	8	0	2	14	0	1	1	11	1	14	0	2	2	1	.314	.357
Luebke	.000	5	11	0	0	0	0	0	0	0	1	0	0	0	0	6	0	0	0	1	.000	.000
Marquis	.281	17	32	3	9	12	3	0	0	1	3	0	1	0	0	12	0	0	0	2	.303	.375
Maybin	.243	147	507	67	123	177	20	5	8	45	3	3	4	44	1	110	26	7	12	3	.306	.349
Mikolas	.000	25	3	0	0	0	0	0	0	0	0	0	0	0	0	1	0	0	0	1	.000	.000
Moseley	.000	1	1	0	0	0	0	0	0	0	0	0	0	0	0	0	0	0	0	0	.000	.000
Ohlendorf	.063	13	16	2	1	1	0	0	0	0	1	0	0	0	0	8	0	0	1	1	.063	.063
Owings	.000	6	2	0	0	0	0	0	0	0	0	0	0	0	0	2	0	0	0	0	.000	.000
Parrino	.207	55	116	9	24	32	5	0	1	6	2	1	2	17	7	35	1	0	2	6	.316	.276
Quentin	.261	86	284	44	74	143	21	0	16	46	0	3	17	36	2	41	0	1	6	3	.374	.504
Richard	.087	36	69	5	6	11	2	0	1	7	8	1	0	1	0	40	0	0	1	6	.099	.159
Rodriguez	.200	2	5	1	1	4	0	0	1	1	0	0	0	2	0	3	0	0	0	0	.429	.800
Solis	.000	5	4	0	0	0	0	0	0	0	0	0	0	0	0	2	0	0	0	1	.000	.000
Stauffer	.000	1	1	0	0	0	0	0	0	1	1	0	0	0	0	0	0	0	0	0	.000	.000
Stults	.250	18	28	3	7	9	2	0	0	3	6	0	0	0	0	10	0	0	1	0	.250	.321
Suppan	.100	8	10	0	1	1	0	0	0	0	3	0	0	1	0	1	0	0	0	0	.182	.100
Tekotte	.133	11	15	0	2	2	0	0	0	0	0	0	0	0	0	4	1	0	0	0	.133	.133
Venable	.264	148	417	62	110	179	26	8	9	45	5	2	5	41	2	94	24	6	2	7	.335	.429
Vincent	.000	27	1	0	0	0	0	0	0	0	0	0	0	0	0	1	0	0	0	0	.000	.000
Volquez	.071	32	56	2	4	5	1	0	0	1	5	0	0	1	0	29	0	0	0	0	.088	.089
Wells	.083	8	12	1	1	1	0	0	0	0	1	0	1	0	0	5	0	0	0	1	.154	.083
Werner	.083	8	12	0	1	1	0	0	0	0	2	0	0	0	0	4	0	0	1	1	.083	.083
Wieland	.250	5	8	0	2	3	1	0	0	2	0	0	0	0	0	2	0	0	0	0	.250	.375
TOTALS	.247	162	5422	651	1339	2060	272	43	121	610	63	34	54	539	36	1238	155	46	100	121	.319	.380

SEASON IN REVIEW

2012 PITCHING STATISTICS

PITCHER	W	L	ERA	G	GS	CG	GF	SHO	SV	IP	H	R	ER	HR	HB	BB	IBB	SO	WP	BK	AVG
Bass	2	8	4.73	24	15	1	3	0	1	97.0	89	59	51	10	1	39	3	80	5	1	.243
Boxberger	0	0	2.60	24	0	0	4	0	0	27.2	22	12	8	3	2	18	1	33	0	0	.222
Brach	2	4	3.78	67	0	0	13	0	0	66.2	50	28	28	11	2	33	7	75	4	0	.207
Burns	0	1	5.50	17	0	0	9	0	0	18.0	26	11	11	1	1	10	1	18	1	0	.321
Cashner	3	4	4.27	33	5	0	5	0	0	46.1	42	23	22	5	1	19	1	52	2	0	.244
Frieri	1	0	2.31	11	0	0	5	0	0	11.2	9	5	3	2	2	4	0	18	0	0	.205
Gregerson	2	0	2.39	77	0	0	15	0	9	71.2	57	19	19	7	3	21	3	72	3	0	.215
Hinshaw	1	1	4.50	31	0	0	7	0	0	28.0	23	14	14	5	2	20	2	36	1	0	.217
Kelly	2	3	6.21	6	6	0	0	0	0	29.0	39	23	20	5	2	10	1	26	0	0	.322
Layne	2	0	3.24	26	0	0	5	0	2	16.2	9	6	6	0	3	3	0	25	0	0	.148
Luebke	3	1	2.61	5	5	0	0	0	0	31.0	28	10	9	1	0	8	0	23	0	0	.233
Marquis	6	7	4.04	15	15	1	0	1	0	93.2	94	53	42	14	1	28	3	79	5	0	.258
Mikolas	2	1	3.62	25	0	0	9	0	0	32.1	32	15	13	4	2	15	0	23	2	0	.256
Moseley	0	0	9.00	1	1	0	0	0	0	05.0	5	5	5	1	0	2	0	4	0	0	.263
Ohlendorf	4	4	7.77	13	9	0	2	0	0	48.2	62	44	42	7	1	24	0	39	2	1	.304
Owings	0	2	2.79	6	0	0	3	0	0	09.2	8	4	3	1	1	5	0	7	0	0	.229
Palmer	0	0	9.00	3	0	0	1	0	0	02.0	2	2	2	1	0	2	0	2	0	0	.286
Richard	14	14	3.99	33	33	1	0	1	0	218.2	228	110	97	31	6	42	4	107	4	2	.267
Spence	0	1	4.35	11	0	0	3	0	0	10.1	13	5	5	1	0	5	1	10	0	0	.302
Stauffer	0	0	5.40	1	1	0	0	0	0	05.0	7	4	3	1	0	3	0	5	0	0	.333
Street	2	1	1.85	40	0	0	36	0	23	39.0	17	8	8	2	0	11	1	47	1	0	.130
Stults	8	3	2.92	18	14	0	1	0	0	92.1	86	36	30	7	1	23	0	51	1	1	.249
Suppan	2	3	5.28	6	6	0	0	0	0	30.2	34	19	18	4	0	13	3	7	0	0	.281
Thatcher,J	1	4	3.41	55	0	0	13	0	1	31.2	30	13	12	2	3	14	3	39	0	1	.250
Thayer	2	2	3.43	64	0	0	21	0	7	57.2	53	24	22	4	1	12	4	47	2	0	.248
Vincent	2	0	1.71	27	0	0	3	0	0	26.1	19	5	5	2	1	7	0	28	1	0	.198
Volquez	11	11	4.14	32	32	1	0	1	0	182.2	160	88	84	14	9	105	6	174	9	1	.236
Wells	2	4	4.58	7	7	0	0	0	0	37.1	41	23	19	6	1	20	1	19	4	0	.283
Werner	2	3	5.58	8	8	0	0	0	0	40.1	45	26	25	5	1	14	1	35	1	1	.285
Wieland	0	4	4.55	5	5	0	0	0	0	27.2	26	16	14	5	1	9	2	24	1	0	.245
TOTALS	76	86	4.01	162	162	4	158	11	43	1434.2	1356	710	640	162	48	539	48	1205	49	8	.248

2012 BREAKDOWN

PADRES SCORE BY INNINGS

	1	2	3	4	5	6	7	8	9	EXTRA INN.	TOT.
SAN DIEGO	84	56	88	88	72	71	66	81	38	7	651
OPPONENTS	111	61	88	76	89	84	81	71	41	8	710

RECORD BY DAYS

Monday (10-9); Tuesday (12-13); Wednesday (13-12); Thursday (7-8); Friday (10-16); Saturday (10-16); Sunday (14-12)

RECORD BY MONTHS

April (7-17); May (10-18); June (12-15); July (15-11); August (18-10); September (13-13); October (1-2)

PADRES STARTERS AND RELIEVERS

	W-L-S	ERA	IP	H	R	ER	BB	SO	HR
Starters	54-65-0	4.44	929.1	935	513	458	334	681	112
Relievers	22-21-43	3.24	505.1	421	197	182	205	524	50



SEASON IN REVIEW

2012 BREAKDOWN

PADRES RECORD WHEN

Leading after six: 54-7	Tied after six: 15-11	Trailing after six: 7-68
Leading after seven: 64-3	Tied after seven: 4-6	Trailing after seven: 8-77
Leading after eight: 68-2	Tied after eight: 6-7	Trailing after eight: 2-77
Scoring first: 53-32	Opponents score first: 23-54	Shutouts: 11-12
Home crowds of 20,000+: 32-34	Home Crowds of 30,000+: 8-16	Home Crowds of 40,000+: 2-1
Scoring less than three: 13-45	Scoring three or four: 14-23	Scoring five or more: 49-17
One-run games: 26-21	Two-run games: 15-22	Extra Innings W-L: 4-6
Playing series opener: 26-26	Playing series finale: 29-23	Games decided in last AB: 13-12
Series W-L-T (Home): 13-11-2	Series W-L-T (Road): 7-17-2	Series W-L-T (Total): 20-28-4
Series Sweeps (Home): 3-2	Series Sweeps (Road): 3-3	Series Sweeps (Total): 6-5
Interleague: 8-7	White Jerseys: 28-24	Gray Jerseys: 26-37
Blue Jerseys: 13-19	Camouflage Jerseys: 9-4	Retro Jerseys: 1-2

STARTS BY BATTING ORDER

- 1st:** Amarista (21), Cabrera (27), Denorfia (45), Forsythe (3), Maybin (18), Venable (48)
- 2nd:** Amarista (7), Cabrera (14), Denorfia (17), Forsythe (50), Guzman (5), Kotsay (11), Maybin (26), Parrino (1), Venable (31)
- 3rd:** Alonso (16), Guzman (1), Headley (141), Kotsay (3), Quentin (1)
- 4th:** Alonso (22), Grandal (19), Guzman (23), Headley (6), Hermida (3), Hundley (10), Kotsay (3), Quentin (76)
- 5th:** Alonso (57), Baker (2), Darnell (2), Denorfia (6), Grandal (32), Guzman (24), Headley (12), Hermida (1), Hudson (5), Hundley (10), Kotsay (8), Maybin (2), Venable (1)
- 6th:** Alonso (45), Amarista (3), Baker (13), Blanks (1), Cabrera (4), Darnell (2), Denorfia (7), Forsythe (13), Grandal (1), Guzman (6), Hudson (10), Hundley (18), Kotsay (3), Maybin (24), Venable (12)
- 7th:** Alonso (4), Amarista (6), Baker (14), Bartlett (7), Cabrera (22), Denorfia (1), Forsythe (7), Guzman (5), Hudson (11), Hundley (7), Kotsay (1), Maybin (55), Parrino (10), Tekotte (1), Venable (11)
- 8th:** Amarista (22), Baker (23), Bartlett (19), Cabrera (41), Denorfia (1), Forsythe (3), Guzman (1), Hudson (7), Hundley (11), Maybin (11), Parrino (20), Rodriguez (2), Tekotte (1)
- 9th:** Amarista (5), Bass (14), Cabrera (1), Cashner (5), Kelly (6), Luebke (5), Marquis (14), Moseley (1), Ohlendorf (8), Richard (31), Stauffer (1), Stults (14), Suppan (6), Volquez (31), Wells (7), Werner (8), Wieland (5)

STARTS BY POSITION

- C:** Baker (52), Grandal (52), Hundley (56), Rodriguez (2)
- 1B:** Alonso (144), Blanks (1), Guzman (14), Kotsay (3)
- 2B:** Amarista (43), Cabrera (5), Forsythe (73), Hudson (33), Parrino (8)
- SS:** Amarista (8), Bartlett (26), Cabrera (104), Forsythe (2), Parrino (22)
- 3B:** Darnell (1), Forsythe (1), Headley (159), Parrino (1)
- LF:** Amarista (7), Darnell (3), Denorfia (13), Guzman (43), Kotsay (19), Quentin (69), Tekotte (1), Venable (7)
- CF:** Amarista (6), Denorfia (4), Maybin (136), Venable (16)
- RF:** Denorfia (60), Guzman (7), Hermida (4), Kotsay (7), Quentin (3), Tekotte (1), Venable (80)
- DH:** Guzman (1), Quentin (5)

EJECTIONS

DATE	OPP	INNING	PLAYER/COACH	UMPIRE
April 15	at LAD	9	Bud Black	Dale Scott
April 24	vs. WSH	6	Bud Black	Lance Barrett
July 5	vs. CIN	7	Bud Black	Brian Knight
August 19	vs. SF	5	Chase Headley	Brian O'Nora

2012 PADRES HOME RUNS

Home Runs At Home: 47	Home Runs On The Road: 74
Solo Home Runs: 72	Two-Run Home Runs: 37
Three-Run Home Runs: 8	Grand Slams: 4
Multi-Home Run Games (26)	Walk-Off Home Runs (2)
First-Inning Leadoff Home Runs (6)	Home Runs By Pitchers (1)
Back-To-Back Homers (1)	Inside-The-Park Home Runs (1)
Pinch-Hit Home Runs (6)	

SEASON IN REVIEW

DISABLED LIST

PLAYER	INJURY	PLACED (RETRO)	REINSTATED	GAME MISSED
Logan Forsythe	Fractured left foot	3/26	6/3	54
Mark Kotsay	Strained right calf	4/3 (4/1)	4/16	10
Carlos Quentin	Right knee surgery	4/3	5/28	49
Tim Stauffer	Strained right elbow	4/5 (4/4)	5/14	35
<i>Dustin Moseley</i>	<i>Strained right shoulder*</i>	4/8	---	159
<i>Kyle Blanks</i>	<i>Strained left shoulder*</i>	4/14	---	154
<i>Micah Owings</i>	<i>Strained right forearm*</i>	4/26	---	143
Jeremy Hermida	Strained left adductor*	4/28 (4/27)	7/19	73
<i>Cory Luebke</i>	<i>Strained left elbow*</i>	5/2 (4/28)	---	132
Huston Street	Strained right lat	5/5	6/5	29
<i>Joe Wieland</i>	<i>Strained right elbow*</i>	5/10 (5/7)	---	128
Jason Bartlett	Strained right knee*	5/17 (5/15)	8/20 (released)	88
<i>Tim Stauffer</i>	<i>Strained right elbow*</i>	5/18 (5/15)	---	126
<i>James Darnell</i>	<i>Subluxation of left shoulder*</i>	5/18	---	123
Mark Kotsay	Lower back strain	5/19 (5/13)	6/3	20
Andy Parrino	Right wrist ligament sprain	6/3 (5/31)	6/24	21
Eric Stults	Strained left lat	6/6 (6/4)	6/22	41
Anthony Bass	Right shoulder inflammation*	6/24 (6/21)	9/4	66
Andrew Cashner	Strained right lat	7/4	9/1	51
Joe Thatcher	Right knee tendonitis	7/30 (7/26)	9/1	32
Yasmani Grandal	Strained right oblique	7/31	8/17	17
Huston Street	Strained left calf	8/11	9/21	35
<i>Nick Hundley</i>	<i>Right knee contusion*</i>	8/17 (8/16)	---	43
<i>Jason Marquis</i>	<i>Fractured left wrist</i>	8/23	---	36
TOTAL GAMES MISSED IN 2012:				1,665

NOTE: Players in *italics* ended the 2012 season on the 60-Day DL

2012 WIN-LOSS BREAKDOWN

	Home	Road	Totals		HOME	ROAD	TOTALS
	W-L	W-L	W-L		W-L	W-L	W-L
NL WEST				Shutouts	7-6	4-6	11-12
Arizona	4-5	7-2	11-7	Individual Shutouts	2-2	1-4	3-6
Colorado	6-3	4-5	10-8	Extra Innings	2-4	2-2	4-6
Los Angeles	3-6	4-5	7-11	One-Run Games	14-6	12-15	26-21
San Francisco	3-6	3-6	6-12	Two-Run Games	11-13	4-9	15-22
TOTALS	16-20	18-18	34-38	vs. Left-Handed Starters	15-14	9-7	24-31
				vs. Right-Handed Starters	27-25	25-30	52-55
NL Central				Grass	42-39	34-47	76-86
Chicago	3-0	0-3	3-3	Artificial Turf	0-0	0-0	0-0
Cincinnati	1-3	1-3	2-6	Day	17-12	9-14	26-26
Houston	3-1	2-2	5-3	Night	25-27	25-33	50-60
Milwaukee	2-1	2-4	4-5	<u>Doubleheaders</u>	<u>0-0-0</u>	<u>0-0-0</u>	<u>0-0-0</u>
Pittsburgh	3-0	2-1	5-1	OVERALL	42-39	34-47	76-86
St. Louis	3-0	0-3	3-3				
TOTALS	15-5	7-16	22-21	SD	OPP		
				Errors	121	111	
NL EAST				Double Plays	97	132	
Atlanta	2-1	1-3	3-4	Triple Plays	0	1	
Florida	0-3	1-2	1-5	Complete Games	4	7	
New York	2-1	1-3	3-4	Stolen Bases	155	152	
Philadelphia	2-2	1-2	3-4	Caught Stealing	46	47	
Washington	1-2	1-1	2-3	Doubles	272	263	
TOTALS	7-9	5-11	12-20	Triples	43	36	
				Home Runs (home)	47	62	
AL				Home Runs (away)	74	100	
Los Angeles	2-1	0-0	2-1	Home Runs (total)	121	162	
Oakland	0-0	1-2	1-2	Grand Slams	4	7	
Seattle	2-1	3-0	5-1	Left On Base	1,146	1,137	
Texas	0-3	0-0	0-3				
TOTALS	4-5	4-2	8-7				



SEASON IN REVIEW

SEASON HIGHS AND LOWS

TEAM BATTING

Most runs:	12, 9/16 vs. COL
Most runs (inn.):	8, 9/16 vs. COL (5th)
Most hits:	20, 9/2 at COL
Most hits (inn.):	8, 9/16 vs. COL (5th)
Most doubles:	7, 4/16 at COL
Most home runs:	4, 5/28 at CHI and 6/30 at COL
Most home runs (inn.):	2, 3x, 5/28 at CHI (4th), 9/9 vs. ARI (7th) and 9/29 vs. SF (3rd)
Most extra-base hits:	9, 5/28 at CHI and 8/5 vs. NYM
Most total bases:	29, 5/28 at CHI
Most stolen bases:	4, 5/13 at PHI, 8/19 vs. SF, 8/22 vs. PIT, 9/5 at LAD, 9/22 at SF and 9/30 vs. SF
Most walks:	11, 7/30 at CIN
Most strikeouts:	18, 4/13 at LAD
Most sacrifice flies:	2, 4x, 6/22 vs. SEA, 8/21 vs. PIT, 8/25 at ARI and 9/18 at ARI
Most left on base:	16, 5/4 vs. MIA
Fewest left on base:	2, 8/3 vs. NYM, 8/10 at PIT and 9/12 vs. STL
Fewest hits:	2, 4/14 at LAD

INDIVIDUAL BATTING

Most hits:	5, Amarista, 9/2 at COL
Most runs:	3, 11x, last: Headley, 9/29 vs. SF
Most doubles:	3, 2x, last: Alonso, 7/30 at CIN
Most home runs:	2, 9x, last: Headley, 9/7 vs. ARI
Most extra-base hits:	3, 5x, last: Alonso, 7/30 at CIN
Most RBI:	6, Headley, 9/2 at COL
Most stolen bases:	4, Cabrera, 9/30 vs. SF
Most strikeouts:	4, Hudson, 5/12 at PHI
Most walks:	4, Headley, 7/30 at CIN
Most total bases:	11, Headley, 5/28 at CHI
Longest hitting streak:	12 games, Denorfia (6/6-25) and Headley (6/26-7/7)

TEAM PITCHING

Most strikeouts:	14, 2x, 5/4 vs. MIA and 6/30 at COL
Most walks allowed:	10, 2x, 4/13 at LAD and 8/4 vs. NYM
Fewest walks:	0, 13x, last: 9/19 at ARI
Most runs allowed:	11, 4x, 5/28 at CHI, 8/12 at PIT, 9/2 at COL and 9/16 vs. COL
Most runs allowed (inn.):	9, 8/12 at PIT (4th)
Most hits allowed:	16, 7/21 vs. COL
Most hits allowed (inn.):	8, 8/17 vs. SF (3rd)
Fewest hits allowed:	1, 7/19 vs. HOU
Most HR allowed:	4, 3x, 5/28 at CHI, 6/8 at MIL and 9/8 vs. ARI
Most HR allowed (inn.):	2, 14x, last: 9/30 vs. SF (9th)
Shutouts:	11, last: 8/27 vs. ATL

SEASON IN REVIEW

SEASON HIGHS AND LOWS

INDIVIDUAL PITCHING

Most innings (start):	9.0, 3x, last: Marquis, 8/11 at PIT
Fewest innings (start):	1.2, 2x, last: Volquez, 8/4 vs. NYM
Most innings (relief):	4.1, Ohlendorf, 6/9 at MIL
Most strikeouts (start):	10, 3x, last: Volquez, 8/20 vs. PIT
Most strikeouts (relief):	4, 3x, last: Brach, 8/2 at CIN
Longest winning streak:	5 games, 2x, Stults (8/6-9/10) and Richard (8/19-9/20)
Longest losing streak:	5 games, Richard (4/18-5/11)
Cons. scoreless inn. (start):	13.0, Luebke (4/16-21)
Cons. scoreless inn. (relief):	23.0, Gregerson (7/4-8/27)
Most runs allowed:	9, Bass, 6/15 at OAK
Most hits allowed:	10, 6x, last: Richard, 10/1 at MIL
Most walks allowed:	6, Volquez, 2x, last: 9/11 vs. STL
Most HR allowed:	3, 7x, last: Richard, 10/1 at MIL
Most HR allowed (inn.):	2, 14x, last: Street, 9/30 vs. SF (9th)

MISCELLANEOUS

Longest winning streak:	8 games, 8/19-27
Longest losing streak:	6 games, 5/25-30
Longest game, innings:	13 innings, 5/20 vs. LAA
Longest game time (9 inn.):	3:48, 7/30 at CIN
Longest game time (extra):	4:45, 5/4 vs. MIA
Shortest game time:	1:58, 6/27 at HOU
Largest crowd (Petco):	43,427, 5/19 vs. LAA
Smallest crowd (Petco):	15,154, 4/25 vs. WSH
Largest crowd (road):	54,014, 7/14 at LAD
Smallest crowd (road):	13,084, 6/12 at SEA
Largest winning margin:	8, 9/10 vs. STL (11-3)
Largest losing margin:	9, 2x, 5/26 at NYM (0-9) and 8/17 vs. SF (10-1)
Largest deficit before win:	6, 2x, 8/10 at PIT and 10/3 at MIL
Largest lead before loss:	5, 8/12 at PIT
Most double plays:	3, 4x, 7/23 at SF, 8/3 vs. NYM, 8/25 at ARI and 8/27 vs. ATL
Most double plays by opponent:	4, 2x, 4/17 at COL and 6/3 vs. ARI
Most double players grounded into:	4, 2x, 4/17 at COL and 6/3 vs. ARI
Most errors:	3, 6x, last: 9/11 vs. STL
Come from behind wins:	35, last: 10/3 at MIL
Rain Delays Home:	---
Rain Delays Road (3):	5/15 at WSH (0:08), 5/24 at NYM (1:08), 8/13 at ATL (0:25)
Rainouts:	---



SEASON IN REVIEW

2012 DAY-BY-DAY

G	DATE	OPP.	D/N	SCORE	REC.	POS.	GA/GB	WP	LP	SAVE	ATT.
1	4/5	LAD	D	L3-5	0-1	5th	-1.0	Lindblom (1-0)	Volquez (0-1)	Geurra (1)	42,941*
2	4/6	LAD	N	L0-6	0-2	5th	-2.0	Billingsley (1-0)	Luebke (0-1)	—	32,490
3	4/7	LAD	N	L5-6(11)	0-3	5th	-3.0	Coffey (1-0)	Bass (0-1)	Guerra (1)	31,909
4	4/8	LAD	D	W8-4	1-3	4th	-2.5	Richard (1-0)	Harang (0-1)	—	19,021
4/9	OFF DAY										
5	4/10	ARI	N	L2-4(11)	1-4	5th	-3.5	Breslow (1-0)	Owings (0-1)	Putz (3)	18,652
6	4/11	ARI	D	W2-1	2-4	4th	-3.0	Frieri (1-0)	Hernandez (0-1)	Street (1)	16,091
7	4/12	ARI	N	L1-3	2-5	5th	-4.0	Kennedy (2-0)	Owings (0-2)	Putz (4)	20,858
8	4/13	@LAD	N	L8-9	2-6	5th	-5.0	Jansen (2-0)	Cashner (0-1)	—	31,601
9	4/14	@LAD	N	L1-6	2-7	5th	-6.0	Lilly (1-0)	Wieland (0-1)	—	46,549
10	4/15	@LAD	D	L4-5	2-8	5th	-7.0	Guerra (1-0)	Brach (0-1)	—	38,359
11	4/16	@COL	N	W7-1	3-8	5th	-6.5	Luebke (1-1)	Guthrie (1-1)	—	21,547
12	4/17	@COL	N	L3-5	3-9	5th	-6.5	Moyer (1-2)	Bass (0-2)	Betancourt (3)	24,525
13	4/18	@COL	N	L4-8	3-10	5th	-6.5	Nicasio (1-0)	Richard (1-1)	—	24,726
14	4/19	PHI	N	L0-2	3-11	5th	-7.5	Worley (1-1)	Wieland (0-2)	Papelbon (4)	17,573
15	4/20	PHI	N	L1-4	3-12	5th	-8.5	Hamels (2-1)	Volquez (0-2)	Papelbon (5)	23,748
16	4/21	PHI	N	W5-1	4-12	5th	-8.5	Luebke (2-1)	Halladay (3-1)	—	31,437
17	4/22	PHI	D	W6-1	5-12	5th	-7.5	Bass (1-2)	Blanton (1-3)	—	26,759
4/23	OFF DAY										
18	4/24	WSH	N	L1-3	5-13	5th	-8.0	Gonzalez (2-0)	Richard (1-2)	Rodriguez (5)	16,599
19	4/25	WSH	D	L2-7	5-14	5th	-8.0	Zimmerman (1-1)	Wieland (0-3)	—	15,154
20	4/26	WSH	N	W2-1	6-14	5th	-7.5	Cashner (1-1)	Clippard (1-2)	Street (2)	18,356
21	4/27	@SF	N	W5-3	7-14	5th	-7.5	Luebke (3-1)	Hacker (0-1)	Street (3)	41,908
22	4/28	@SF	N	L1-2	7-15	5th	-8.5	Lincecum (2-2)	BASS (1-3)	Casilla (3)	42,375
23	4/29	@SF	D	L1-4	7-16	5th	-9.5	Bumgarner (4-1)	Richard (1-3)	Casilla (4)	42,060
24	4/30	MIL	N	L3-8	7-17	5th	-9.5	Wolf (2-2)	Wieland (0-4)	—	16,218
25	5/1	MIL	N	W2-0	8-17	5th	-9.5	Cashner (2-1)	Rodriguez (0-3)	Street (4)	19,260
26	5/2	MIL	D	W5-0	9-17	5th	-8.5	Suppan (1-0)	Gallardo (1-3)	—	15,786
5/3	OFF DAY										
27	5/4	MIA	N	L8-9 (12)	9-18	5th	-8.5	Cisheck (4-0)	Spence (0-1)	—	29,201
28	5/5	MIA	N	L1-4	9-19	5th	-9.5	BUEHRLE (2-4)	Richard (1-4)	—	25,076
29	5/6	MIA	D	L3-6	9-20	5th	-9.5	Nolasco (4-0)	Cashner (2-2)	Mujica (2)	33,572
30	5/7	COL	N	W3-2	10-20	5th	-9.5	Volquez (1-2)	Pomeranz (0-2)	Thayer (1)	15,895
31	5/8	COL	N	W3-1	11-20	5th	-8.5	Suppan (2-0)	White (0-1)	Thayer (2)	17,478
32	5/9	COL	D	L2-6	11-21	5th	-9.5	Friedrich (1-0)	Bass (1-4)	—	20,059
5/10	OFF DAY										
33	5/11	@PHI	N	L3-7	11-22	5th	-10.5	Worley (3-2)	Richard (1-5)	—	44,056
34	5/12	@PHI	N	W2-1	12-22	5th	-10.5	Volquez (2-2)	Halladay (3-3)	Thayer (3)	45,542
35	5/13	@PHI	D	L2-3	12-23	5th	-11.5	Hamels (5-1)	Suppan (2-1)	Papelbon (10)	45,442
36	5/14	@WSH	N	L5-8	12-24	5th	-12.5	Stammen (3-0)	Mikolas (0-1)	Burnett (1)	19,434
37	5/15	@WSH	D	W6-1	13-24	5th	-11.5	Bass (2-4)	Strasburg (3-1)	—	23,902
38	5/16	LAD	D	W4-2	14-24	5th	-10.5	Richard (2-5)	Capuano (5-1)	Thayer (4)	21,019
39	5/17	LAD	N	L1-8	14-25	5th	-11.5	Harang (3-2)	Volquez (2-3)	—	27,883
40	5/18	LAA	N	L2-7	14-26	5th	-12.5	Weaver (6-1)	Suppan (2-2)	—	31,389
41	5/19	LAA	N	W3-2	15-26	5th	-12.5	Gregerson (1-0)	Haren (1-5)	Thayer (5)	43,427*
42	5/20	LAA	D	W3-2 (13)	16-26	4th	-12.5	Mikolas (1-1)	Pauley (0-1)	—	33,975
43	5/21	@STL	N	L3-4	16-27	4th	-13.5	Motte (3-1)	Cashner (2-3)	—	40,360
44	5/22	@STL	N	L0-4	16-28	4th	-14.5	WAINWRIGHT (3-5)	Volquez (2-4)	—	39,151
45	5/23	@STL	N	L3-6	16-29	5th	-14.5	Lynn (7-1)	Suppan (2-3)	Motte (8)	40,715
46	5/24	@NYM	N	W11-5	17-29	5th	-14.0	Stults (1-0)	Hefner (0-2)	—	24,109
47	5/25	@NYM	N	L1-6	17-30	5th	-14.0	Gee (4-3)	Bass (2-5)	—	24,498
48	5/26	@NYM	D	L0-9	17-31	5th	-15.0	SANTANA (2-2)	Richard (2-6)	—	28,745
49	5/27	@NYM	D	L0-2	17-32	5th	-16.0	Dickey (7-1)	Volquez (2-5)	Francisco (13)	28,361
50	5/28	@CHI	D	L7-11	17-33	5th	-16.0	Wells (1-1)	Hinshaw (0-1)	—	38,452
51	5/29	@CHI	D	L3-5	17-34	5th	-16.0	Samardzija (5-3)	Stults (1-1)	Russell (1)	35,219
52	5/30	@CHI	D	L6-8	17-35	5th	-16.0	Russell (2-0)	Thayer (0-1)	—	38,516
5/31	OFF DAY										
53	6/1	ARI	N	W7-1	18-35	5th	-14.5	Cashner (3-3)	Miley (6-2)	—	27,054
54	6/2	ARI	D	L2-4	18-36	5th	-15.5	Hudson (2-1)	Thatcher (0-1)	Puts (12)	36,559
55	6/3	ARI	D	L0-6	18-37	5th	-15.5	CAHILL (3-5)	Stults (1-2)	—	32,228
6/4	OFF DAY										
56	6/5	SF	N	W6-5	19-37	5th	-16.0	Street (1-0)	Edlefsen (0-1)	—	30,662
57	6/6	SF	D	L5-6	19-38	5th	-17.0	Bumgarner (7-4)	Richard (2-7)	Romo (3)	22,269
58	6/7	SF	D	L3-8	19-39	5th	-18.0	Cain (7-2)	Marquis (0-1)	Casilla (15)	22,015
59	6/8	@MIL	N	L5-9	19-40	5th	-18.0	Marcum (5-3)	Volquez (2-6)	—	32,759
60	6/9	@MIL	D	W5-2	20-40	5th	-18.0	Ohiendorf (1-0)	Fiers (1-2)	Street (5)	41,604

SEASON IN REVIEW

2012 DAY-BY-DAY

G	DATE	OPP.	D/N	SCORE	REC.	POS.	GA/GB	WP	LP	SAVE	ATT.
61	6/10	@MIL	D	L5-6	20-41	5th	-19.0	Gallardo (5-5)	Bass (2-6)	Veras (1)	43,021
	6/11	OFF DAY									
62	6/12	@SEA	N	W5-4	21-41	5th	-18.5	Richard (3-7)	Hernandez (4-5)	Street (6)	13,084
63	6/13	@SEA	N	W1-0	22-41	5th	-17.5	Marquis (1-1)	Noesi (2-7)	Street (7)	13,931
64	6/14	@SEA	N	W6-2	23-41	5th	-17.0	Volquez (3-6)	Ramirez (0-1)	—	17,306
65	6/15	@OAK	N	L2-10	23-42	5th	-18.0	Blackley (1-2)	Bass (2-7)	—	24,528
66	6/16	@OAK	D	L4-6	23-43	5th	-18.0	Doolittle (1-0)	Thatcher (0-2)	Cook (3)	17,135
67	6/17	@OAK	D	W2-1	24-43	5th	-18.0	Richard (4-7)	Colon (6-7)	Street (8)	21,631
68	6/18	TEX	N	L1-2	24-44	5th	-18.5	Harrison (9-3)	Marquis (1-2)	Nathan (14)	29,315
69	6/19	TEX	N	L3-7	24-45	5th	-18.5	Feldman (1-6)	Volquez (3-7)	—	25,889
70	6/20	TEX	D	L2-4	24-46	5th	18.5	Darvish (9-4)	Thayer (0-2)	Nathan (15)	23,942
	6/21	OFF DAY									
71	6/22	SEA	N	W9-5	25-46	5th	-17.0	Richard (5-7)	Millwood (3-6)	Street (9)	30,053
72	6/23	SEA	N	L1-5	25-47	5th	-18.0	Hernandez (5-5)	Marquis (1-3)	—	30,922
73	6/24	SEA	D	W2-0	26-47	5th	-17.0	Volquez (4-7)	Noesi (2-9)	Street (10)	27,529
74	6/25	@HOU	N	W8-7	27-47	5th	-16.0	Thayer (1-2)	Lyon (0-2)	Street (11)	14,483
75	6/26	@HOU	N	L3-5	27-48	5th	-16.0	Lyles (2-4)	Wells (0-1)	Myers (17)	15,416
76	6/27	@HOU	N	L0-1	27-49	5th	-16.0	HARRELL (7-6)	Richard (5-8)	—	15,012
77	6/28	@HOU	N	W7-3	28-49	5th	-15.0	Vincent (1-0)	Myers (0-2)	—	19,415
78	6/29	@COL	N	L2-10	28-50	5th	-16.0	Francis (1-1)	Marquis (1-4)	—	42,785
79	6/30	@COL	N	W8-4	29-50	5th	-15.0	Volquez (5-7)	Guthrie (3-7)	—	48,169
80	7/1	@COL	D	W2-0	30-50	5th	-15.0	Wells (1-1)	Pomeranz (0-3)	Street (12)	31,829
81	7/2	@ARI	N	W6-2	31-50	4th	-14.5	Richard (6-8)	Cahill (6-7)	Thatcher (1)	19,633
82	7/3	@ARI	N	W9-5	32-50	4th	-13.5	Ohlendorf (2-0)	Bauer (0-1)	—	21,329
83	7/4	@ARI	N	W8-6	33-50	4th	-13.0	Gregerson (2-0)	Hernandez (1-2)	Street (13)	48,719
84	7/5	CIN	N	W2-1	34-50	4th	-13.0	Street (2-0)	Ondrusek (3-2)	—	25,181
85	7/6	CIN	N	L0-6	34-51	4th	-13.0	ARROYO (4-5)	Wells (1-2)	—	26,016
86	7/7	CIN	N	L5-6	34-52	4th	-13.0	Bailey (7-6)	Richard (6-9)	Chapman(10)	34,222
87	7/8	CIN	D	L2-4	34-53	4th	-13.0	Cueto (10-5)	Marquis (1-5)	Chapman (11)	24,032
	7/9	ALL-STAR BREAK									
	7/10	ALL-STAR GAME @ KC									
	7/11	ALL-STAR BREAK									
	7/12	ALL-STAR BREAK									
88	7/13	@LAD	N	L1-2	34-54	5th	-14.0	Kershaw (7-5)	Richard (6-10)	Jansen (16)	43,873
89	7/14	@LAD	N	W7-6	35-54	4th	-13.5	Hinshaw (1-1)	Jansen (4-3)	Street (14)	54,041
90	7/15	@LAD	D	W7-2	36-54	4th	-13.5	Marquis (2-5)	Capuano (9-5)	—	39,715
91	7/16	HOU	N	L0-2	36-55	4th	-14.0	Happ (7-9)	Wells (1-3)	Myers (19)	26,098
92	7/17	HOU	N	W8-2	37-55	4th	-14.0	Ohlendorf (3-0)	Lyles (2-6)	—	20,944
93	7/18	HOU	D	W8-4	38-55	4th	-14.0	Richard (7-10)	Rodriguez (7-8)	Street (15)	25,713
94	7/19	HOU	N	W1-0	39-55	4th	-13.0	VOLQUEZ (6-7)	Harrell (7-7)	—	26,735
95	7/20	COL	N	W9-5	40-55	4th	-13.0	Marquis (3-5)	Pomeranz (1-5)	—	25,507
96	7/21	COL	N	L6-8 (12)	40-56	4th	-14.0	Torres (1-0)	Thatcher (0-3)	—	37,174
97	7/22	COL	D	W3-2	41-56	4th	-13.0	Thayer (2-2)	Ottavino (2-1)	Street (16)	25,198
98	7/23	@SF	N	L1-7	41-57	4th	-14.0	Vogelson (8-4)	Richard (7-11)	—	42,430
99	7/24	@SF	N	L2-3	41-58	4th	-15.0	Casilla (4-4)	Thatcher (0-4)	—	42,559
100	7/25	@SF	D	W6-3	42-58	4th	-14.0	Marquis (4-5)	Lincecum (4-11)	Street (17)	41,871
	7/26	OFF DAY									
101	7/27	@MIA	N	W7-2	43-58	4th	-13.0	Wells (2-3)	Zambrano (5-9)	—	23,161
102	7/28	@MIA	N	L2-4	43-59	4th	-13.0	Eovaldi (2-6)	Ohlendorf (3-1)	Cishek (4)	26,401
103	7/29	@MIA	D	L4-5 (10)	43-60	4th	-13.0	Webb (4-2)	Brach (0-2)	—	27,730
104	7/30	@CIN	N	W11-5	44-60	4th	-12.0	Volquez (7-7)	Leake (4-7)	—	28,140
105	7/31	@CIN	N	L6-7	44-61	4th	-13.0	Marshall (4-3)	Marquis (4-6)	Chapman (22)	20,356
106	8/1	@CIN	N	L4-6	44-62	4th	-13.0	Arroyo (7-6)	Wells (2-4)	Chapman (23)	20,527
107	8/2	@CIN	D	L4-9	44-63	4th	-13.0	Cueto (14-5)	Ohlendorf (3-2)	—	22,396
108	8/3	NYM	N	W3-1	45-63	4th	-13.0	Richard (8-11)	Dickey (14-3)	Street (18)	34,573
109	8/4	NYM	N	L2-6	45-64	4th	-14.0	Hefner (2-4)	Volquez (7-8)	Francisco (19)	36,826
110	8/5	NYM	D	W7-3	46-64	4th	-14.0	Marquis (5-8)	Harvey (1-2)	—	26,169
111	8/6	CHI	N	W2-0	47-64	4th	-13.0	Stults (2-2)	Wood (4-8)	Street (19)	27,187
112	8/7	CHI	N	W7-4	48-64	4th	-13.0	Ohlendorf (4-2)	Raley (0-1)	Street (20)	26,518
113	8/8	CHI	D	W2-0	49-64	4th	-13.0	RICHARD (9-11)	Samardzija (7-10)	—	24,663
	8/9	OFF DAY									
114	8/10	@PIT	N	W9-8	50-64	4th	-11.5	Brach (1-2)	Watson (5-2)	Street (21)	38,702
115	8/11	@PIT	N	W5-0	51-64	4th	-11.5	MARQUIS (6-6)	Burnett (14-4)	—	39,485
116	8/12	@PIT	D	L5-11	51-65	4th	-12.5	Bedard (7-12)	Ohlendorf (4-3)	—	35,352
117	8/13	@ATL	N	W4-1	52-65	4th	-11.5	Stults (3-2)	Minor (6-9)	Thayer (6)	18,250
118	8/14	@ATL	N	L0-6	52-66	4th	-12.5	Hudson (12-4)	Richard (9-12)	—	16,427
119	8/15	@ATL	N	L1-6	52-67	4th	-12.5	Maholm (11-7)	Volquez (7-9)	—	16,303
120	8/16	@ATL	N	L0-6	52-68	4th	-13.5	MEDLEN (4-1)	Marquis (6-7)	—	33,157



SEASON IN REVIEW

2012 DAY-BY-DAY

G	DATE	OPP.	D/N	SCORE	REC.	POS.	GA/GB	WP	LP	SAVE	ATT.
121	8/17	SF	N	L1-10	52-69	4th	-14.0	Cain (12-5)	Ohlendorf (4-4)	—	38,755
122	8/18	SF	D	L7-8	52-70	4th	-15.0	Mijares (1-0)	Brach (1-3)	Hensley (3)	33,849
123	8/19	SF	D	W7-1	53-70	4th	-14.5	Richard (10-12)	Vogelsong (10-7)	—	28,605
124	8/20	PIT	N	W3-1	54-70	4th	-14.0	Volquez (8-9)	Correia (9-8)	Thayer (7)	20,401
125	8/21	PIT	N	W7-5 (10)	55-70	4th	-14.0	Mikolas (2-1)	McCutchen (0-1)	—	21,882
126	8/22	PIT	D	W4-2	56-70	4th	-14.0	Werner (1-0)	McDonald (11-6)	Layne (1)	20,311
	8/23	OFF DAY									
127	8/24	@ARI	N	W5-0	57-70	4th	-14.5	Stults (4-2)	Corbin (5-5)	—	32,726
128	8/25	@ARI	N	W9-3	58-70	4th	-13.5	Richard (11-12)	Kennedy (11-11)	—	27,619
129	8/26	@ARI	D	W5-4	59-70	4th	-12.5	Volquez (9-9)	Cahill (9-11)	—	28,172
130	8/27	ATL	N	W3-0	60-70	4th	-12.0	Kelly (1-0)	Maholm (11-9)	Gregerson (2)	26,590
131	8/28	ATL	N	L0-2	60-71	4th	-13.0	Medlen (6-2)	Werner (1-1)	Kimbrel (32)	20,955
132	8/29	ATL	D	W8-2	61-71	4th	-13.0	Hanson (12-7)	Stults (5-2)	—	16,845
	8/30	OFF DAY									
133	8/31	@COL	N	W5-4	62-71	4th	-12.5	Richard (12-12)	White (2-7)	Gregerson (3)	27,366
134	9/1	@COL	N	L1-9	62-72	4th	-13.5	Chacin (2-4)	Volquez (9-10)	—	30,152
135	9/2	@COL	D	L10-11	62-73	4th	-14.5	Moscoco (1-1)	Brach (1-4)	Betancourt (27)	30,678
136	9/3	@LAD	N	L3-4 (11)	62-74	4th	-15.5	League (1-1)	Burns (0-1)	—	33,540
137	9/4	@LAD	N	W6-3 (11)	63-74	4th	-14.5	Layne (1-0)	Ely (0-1)	Gregerson (4)	40,619
138	9/5	@LAD	N	W4-3	64-74	4th	-13.5	Vincent (2-0)	Tolleson (1-1)	Layne (2)	50,560
	9/6	OFF DAY									
139	9/7	ARI	N	W6-5	65-74	4th	-13.5	Brach (2-4)	Hernandez (2-3)	Gregerson (5)	25,403
140	9/8	ARI	N	L5-8	65-75	4th	-13.5	Miley (15-9)	Kelly (1-1)	Putz (29)	25,514
141	9/9	ARI	D	W8-2	66-75	4th	-13.5	Werner (2-1)	Corbin (5-7)	—	21,037
142	9/10	STL	N	W11-3	67-75	4th	-12.5	Stults (6-2)	Garcia (4-7)	—	18,081
143	9/11	STL	N	W6-4	68-75	4th	-12.5	Volquez (10-10)	Wainwright (13-13)	Gregerson (6)	29,887
144	9/12	STL	D	W3-2	69-75	4th	-12.5	Richard (13-12)	Lohse (14-3)	Gregerson (7)	16,442
	9/13	OFF DAY									
145	9/14	COL	N	L4-7	67-76	4th	-13.5	Moscoco (3-1)	Cashner (3-4)	Betancourt (29)	25,686
146	9/15	COL	N	W4-3	70-76	4th	-13.5	Kelly (2-1)	Pomeranz (1-9)	Gregerson (8)	25,712
147	9/16	COL	D	W12-11	71-76	4th	-12.5	Thatcher (1-4)	Belisle (3-7)	—	22,948
	9/17	OFF DAY									
148	9/18	@ARI	N	L2-3	71-77	4th	-14.0	Kennedy (14-11)	Stults (6-3)	Putz (30)	20,811
149	9/19	@ARI	N	L2-6	71-78	4th	-15.0	Cahill (12-11)	Volquez (10-11)	—	21,013
150	9/20	@ARI	D	W6-5	72-78	4th	-15.0	Richard (14-12)	Skaggs (1-3)	Bass (1)	17,821
151	9/21	@SF	N	L1-5	72-79	4th	-16.0	Vogelsong (13-9)	Kelly (2-2)	—	41,728
152	9/22	@SF	N	L4-8	72-80	4th	-17.0	Bumgarner (16-10)	Werner (2-2)	—	42,418
153	9/23	@SF	D	W6-4	73-80	4th	-16.0	Stults (7-3)	Hensley (4-4)	Street (22)	41,511
	9/24	OFF DAY									
154	9/25	LAD	N	W2-1	74-80	4th	-15.0	Volquez (11-11)	Beckett (1-3)	Street (23)	32,346
155	9/26	LAD	D	L2-8	74-81	4th	-16.0	Harang (10-10)	Richard (14-13)	—	24,818
156	9/27	LAD	N	L4-8	74-82	4th	-17.0	Capuano (12-11)	Kelly (2-3)	—	32,403
157	9/28	SF	N	L1-3	74-83	4th	-18.0	Vogelsong (14-9)	Werner (2-3)	Casilla (25)	32,691
158	9/29	SF	N	W7-3	75-83	4th	-17.0	Stults (8-3)	Bumgarner (16-11)	—	42,397*
159	9/30	SF	D	L5-7	75-84	4th	-18.0	Loux (1-0)	Street (2-1)	—	33,407
160	10/1	@MIL	N	L3-5	75-85	4th	-18.0	Marcum (7-4)	Richard (14-14)	Axford (34)	30,398
161	10/2	@MIL	N	L3-4	75-86	4th	-19.0	Henderson (1-2)	Bass (2-8)	Axford (35)	30,714
162	10/3	@MIL	N	W7-6	76-86	4th	18.0	Layne (2-0)	Henderson (1-3)	Gregerson (9)	34,451

NOTE: * indicates a sold out game, CAPS indicates a complete game

SEASON IN REVIEW

2012 TRANSACTIONS

DATE TRANSACTION

1/6	Acquired RHP Andrew Cashner and OF Kyung-Min Na from CHI in exchange for INF Anthony Rizzo and RHP Zach Cates
2/3	Agreed to terms with RHP Micah Owings
3/3	Agreed to terms with OF Cameron Maybin on a contract extension through 2016 with a club option for 2017
3/15	Optioned OF Blake Tekotte to Triple-A Tucson
3/15	Optioned LHPs Jose De Paula and Juan Oramas, RHP Erik Hamren and INF Edinson Rincon to Double-A San Antonio
3/15	Optioned OF Rymer Liriano to Single-A Lake Elsinore
3/16	Optioned LHP Josh Spence and RHP Nick Vincent to Triple-A Tucson
3/20	Agreed to terms with C Nick Hundley on a contract extension through 2014 with a club option for 2015
3/25	Optioned INF Jeudy Valdez to Double-A San Antonio
3/26	Placed INF Logan Forsythe on the 15-day DL with a left foot sesamoid fracture
3/28	Optioned C Yasmani Grandal to Triple-A Tucson
4/1	Optioned INF James Darnell to Triple-A Tucson
4/4	Selected OF Jeremy Hermida from Triple-A Tucson, placed OF Carlos Quentin and INF/OF Mark Kotsay on the 15-day disabled list and optioned RHP Brad Brach and INF Everth Cabrera to Triple-A Tucson
4/5	Placed RHP Tim Stauffer on the 15-day DL with a strained right elbow and recalled RHP Brad Brach from Triple-A Tucson
4/8	Placed RHP Dustin Moseley on the 15-day DL with strained right shoulder and recalled LHP Josh Spence from Triple-A Tucson
4/14	Placed INF/OF Kyle Blanks on the 15-day DL with a strained left shoulder and selected RHP Joe Wieland from Triple-A Tucson
4/16	Reinstated INF/OF Mark Kotsay from 15-day DL and optioned RHP Brad Brach to Triple-A Tucson
4/26	Placed RHP Micah Owings on the 15-day DL with a strained right forearm, transferred RHP Dustin Moseley to the 60-day DL and selected RHP Dale Thayer from Triple-A Tucson
4/28	Placed OF Jeremy Hermida on the 15-day DL (retro to 4/27) with a strained left adductor and recalled OF Blake Tekotte from Triple-A Tucson
5/2	Placed LHP Cory Luebke on the 15-day DL (retro to 4/28) with a strained left elbow, transferred INF/OF Kyle Blanks to the 60-day DL and selected RHP Jeff Suppan from Triple-A Tucson
5/3	Acquired INF Alexi Amarista and RHP Donn Roach from LAA in exchange for RHP Ernesto Frieri
5/4	Recalled RHP Brad Brach from Triple-A Tucson
5/5	Placed RHP Huston Street on the 15-day DL with a strained right lat, transferred INF Logan Forsythe to the 60-day DL and selected RHP Miles Mikolas from Double-A San Antonio
5/8	Selected LHP Alex Hinshaw from Triple-A Tucson, optioned OF Blake Tekotte to Triple-A Tucson and transferred RHP Micah Owings to the 60-day DL
5/10	Placed RHP Joe Wieland on the 15-day DL with a strained right elbow
5/11	Recalled INF/OF James Darnell from Triple-A Tucson
5/14	Reinstated RHP Tim Stauffer from the 15-day DL and optioned LHP Josh Spence to Triple-A Tucson
5/17	Requested unconditional release waivers on INF Orlando Hudson, placed INF Jason Bartlett on the 15-day DL (retro to 5/15) with a strained right knee, recalled INFs Everth Cabrera and Alexi Amarista from Triple-A Tucson and claimed LHP Eric Stults off waivers from CWS
5/18	Placed INF/OF James Darnell on the 15-day DL with a subluxation of the left shoulder, placed RHP Tim Stauffer on the 15-day DL with a strained right elbow, recalled RHP Nick Vincent from Triple-A Tucson and LHP Eric Stults reports
5/19	Placed INF/OF Mark Kotsay on the 15-day DL (retro to 5/13) with a lower back strain and recalled OF Blake Tekotte from Triple-A Tucson
5/20	Selected RHP Matt Palmer from Triple-A Tucson, optioned RHP Nick Vincent to Triple-A Tucson and transferred LHP Cory Luebke to the 60-day DL
5/28	Reinstated OF Carlos Quentin from the 15-day DL and option OF Blake Tekotte to Triple-A Tucson Claimed RHP Neil Wagner off waivers from OAK, optioned Wagner to Triple-A Tucson and transferred INF/OF James Darnell to the 60-day DL
6/1	Recalled C Yasmani Grandal from Triple-A Tucson and designated RHP Jeff Suppan for assignment
6/3	Reinstated INF Logan Forsythe from the 60-day DL and Mark Kotsay from the 15-day DL, placed INF Andy Parrino on the DL with a right wrist ligament sprain and optioned C Yasmani Grandal to Triple-A Tucson
6/4	Agreed to terms with RHP Ross Ohlendorf on a Major League contract and designated RHP Matt Palmer for assignment
6/5	Reinstated RHP Huston Street from the 15-day DL and optioned RHP Miles Mikolas to Triple-A Tucson
6/7	Selected RHP Jason Marquis from Double-A San Antonio, placed LHP Eric Stults on the 15-day DL (retro to 6/4) with a strained left lat and transferred INF Jason Bartlett to the 60-day DL
6/10	Selected RHP Brad Boxberger from Triple-A Tucson, optioned RHP Andrew Cashner to Double-A San Antonio and transferred RHP Tim Stauffer to the 60-day DL



SEASON IN REVIEW

2012 TRANSACTIONS

DATE TRANSACTION

6/24	Reinstated INF Andy Parrino from the 15-day DL and placed RHP Anthony Bass on the 15-day DL with right shoulder inflammation
6/25	Claimed RHP Mark Hamburger off waivers from TEX, optioned him to Triple-A Tucson and transferred OF Jeremy Hermida to the 60-day DL
6/26	Selected RHP Kip Wells from Triple-A Tucson, recalled RHP Nick Vincent from Double-A San Antonio, optioned INF Andy Parrino and RHP Brad Boxberger to Triple-A Tucson and transferred RHP Joe Wieland to the 60-day DL
6/28	Recalled RHP Andrew Cashner from Double-A San Antonio and optioned RHP Brad Brach to Triple-A Tucson
6/30	Recalled C Yasmani Grandal from Triple-A Tucson and optioned C Nick Hundley to Triple-A Tucson
7/4	Recalled RHP Brad Brach and placed RHP Andrew Cashner on the 15-day DL with a strained right lat
7/5	Recalled RHP Miles Mikolas from Triple-A Tucson and optioned RHP Nick Vincent to Triple-A Tucson
7/16	Recalled RHP Nick Vincent from Triple-A Tucson and optioned RHP Miles Mikolas to Triple-A Tucson
7/19	Reinstated OF Jeremy Hermida from 60-day DL and optioned him to Triple-A Tucson, designated RHP Mark Hamburger for assignment
7/22	Reinstated LHP Eric Stults from the 15-day DL and optioned RHP Nick Vincent to Triple-A Tucson
7/30	Placed LHP Joe Thatcher on the 15-day DL (retro to 7/26) with right knee tendonitis and recalled RHP Brad Boxberger from Triple-A Tucson
7/31	Placed C Yasmani Grandal on the 15-day DL with a strained right oblique, selected C Eddy Rodriguez from Single-A Lake Elsinore and transferred RHP Anthony Bass to the 60-day DL
8/3	Selected RHP Cory Burns from Triple-A Tucson and designated RHP Kip Wells for assignment.
8/5	Recalled RHP Miles Mikolas from Triple-A Tucson and optioned RHP Cory Burns to Triple-A Tucson.
8/9	Recalled C Nick Hundley from Triple-A Tucson and optioned C Eddy Rodriguez to Triple-A Tucson.
8/11	Placed RHP Huston Street on the 15-day DL with a strained left calf and recalled RHP Cory Burns from Triple-A Tucson.
8/14	Selected LHP Tom Layne from Double-A San Antonio and designated LHP Alex Hinshaw for assignment.
8/17	Reinstated C Yasmani Grandal from the 15-day DL and placed C Nick Hundley (retro to 8/16) on the 15-day DL with a right knee contusion.
8/18	Recalled RHP Nick Vincent from Triple-A Tucson and optioned RHP Ross Ohlendorf to Triple-A Tucson.
8/20	Requested unconditional release waivers on INF Jason Bartlett
8/22	Selected LHP Andrew Werner from Triple-A Tucson, optioned RHP Brad Boxberger to Triple-A Tucson and designated OF Jeremy Hermida for assignment
8/23	Placed RHP Jason Marquis on the 15-day DL with a fractured left wrist, recalled RHP Brad Boxberger from Triple-A Tucson, claimed RHP Thad Weber off waivers from DET and optioned him to Triple-A Tucson and designated RHP Neil Wagner for assignment
8/24	Placed RHP Dale Thayer on paternity leave list and recalled LHP Josh Spence from Triple-A Tucson
8/27	Selected RHP Casey Kelly from Double-A San Antonio, reinstated RHP Dale Thayer from paternity leave list, optioned RHP Brad Boxberger to Triple-A Tucson and transferred C Nick Hundley to the 60-day DL.
9/1	Reinstated RHP Andrew Cashner and LHP Joe Thatcher from the 15-day DL.
9/4	Reinstated RHP Anthony Bass from the 60-day DL, recalled RHP Brad Boxberger and INF Andy Parrino from Triple-A Tucson, selected C Ali Solis from Double-A Tucson and designated RHP Ross Ohlendorf and C Eddy Rodriguez for assignment.
9/21	Reinstated RHP Huston Street from the 15-day DL



HISTORY & RECORDS



HISTORY & RECORDS

SAN DIEGO PADRES HALL OF FAME

The San Diego Padres Hall of Fame honors players, coaches and executives who have contributed to the organization's growth and success since San Diego entered the Major Leagues in 1969. Voting among a 35-member committee is based on similar rules to be elected in the National Baseball Hall of Fame in Cooperstown, NY.

Eight individuals have been inducted into the San Diego Padres Hall of Fame since it was created to honor the club's 30th anniversary in 1999. The inaugural class of '99 included Randy Jones, Nate Colbert and Ray Kroc. In 2000, outfielder Dave Winfield was the lone inductee. Buzzie Bavasi and Jerry Coleman were inducted in 2001, Tony Gwynn took his place in the Padres Hall of Fame in 2002 and Dick Williams was inducted in 2009.

BUZZIE BAVASI — INDUCTED 2001



Already a veteran of nearly 30 years in the game, Bavasi joined C. Arnholt Smith's effort to attract a National League franchise to San Diego in 1967 and, after securing a team, served as the Padres first president from the birth of the franchise until 1977.

Bavasi was one of baseball's most respected executives. He began his career with the Brooklyn Dodgers in 1939, serving the organization in a variety of roles. Following a stint in the military as an infantry machine gunner from 1943-46, Bavasi served as general manager of the Dodgers Triple-A club in Montreal. In 1951, he was appointed vice president and general manager of the Brooklyn Dodgers, a post he held through the club's move to Los Angeles until he resigned to join the effort to bring the Major Leagues to San Diego. Bavasi passed away on May 1, 2008 in San Diego at the age of 93.

NATE COLBERT — INDUCTED 1999



Nate Colbert emerged as the first bona fide star to wear a Padres uniform, becoming one of the game's premier power hitters of the early 1970s. The first baseman made three All-Star appearances (1971-73) as a Padres player and led the team in home runs the first five years of its existence.

Colbert's greatest achievement stands as one of the all-time best days a player has experienced in the Major Leagues. On August 1, 1972, Colbert hit five home runs and drove in 13 runs in a doubleheader in Atlanta. The RBI total established a record that has since been tied by St. Louis' Mark Whiten (September 7, 1993 at Cincinnati), and the five home runs tied Stan Musial's 1954 Major League mark. Colbert's 163 home runs stand to this day as the most in Padres history, while his .469 slugging percentage places him fifth on the club's all-time list.

	AVG	G	AB	R	H	2B	3B	HR	RBI	BB	SO	SB	CS	OBP	SLG
ML Totals - 10 Years	.243	1004	3422	481	833	141	25	173	520	383	902	52	31	.322	.451
Padres Totals - 6 Years	.253	866	3080	442	780	130	22	163	481	350	773	48	27	.331	.469

JERRY COLEMAN — INDUCTED 2001



In his 41st season as the voice of the Padres, Coleman, 88, still stirs loyal fans across the region with his patented "Oh Doctor!" and "Hang a Star" calls, trademarks of Padres broadcasts since 1972. In 1999, Coleman was recognized by the Padres with a jersey retired in honor of his contributions not only to the club but also to the San Diego community. The Padres unveiled a star under the press box at Petco Park during the 2004 season and in 2005 he was inducted into the US Marine Corps Sports Hall of Fame while also receiving the prestigious Ford C. Frick Award from the National Baseball Hall of Fame in Cooperstown. He was inducted into the National Radio Hall of Fame in Chicago as a member of the 2007 class. In January of 2010 he received a Lifetime Achievement award at the 60th annual Golden Mike Awards. On September 15, 2012, the Padres honored Coleman's 70 years in baseball and 40 with the Padres with a pre-game ceremony at Petco Park, during which the club unveiled a statue of Coleman at the park while the mayor of San Diego proclaimed the day "Jerry Coleman Day."

Coleman's distinguished broadcasting career includes stops with the Yankees, as well as 22 seasons calling the CBS Radio Network's "Game of the Week." A former Major Leaguer, who left the broadcast booth in 1980 to become the Padres manager for one season, played on six World Series clubs in nine seasons (1949-57) with the New York Yankees, a key member of the greatest dynasty in baseball history. The second baseman made his Big League debut in 1949, earning Associated Press Rookie of the Year honors. The following season, Coleman was an American League All-Star and the World Series Most Valuable Player, as the Yankees swept the Phillies in four games.

Coleman, whose playing career was interrupted twice when he was called upon to serve the United States as a Marine pilot in World War II and in Korea, retired with a lifetime .263 average, 16 homers and 217 RBI in 723 games. The only Major League player to see active combat in two wars, Coleman's distinguished military service record includes 120 missions and two Distinguished Flying Crosses, 13 Air Medals and three Navy Citations.

HISTORY & RECORDS

SAN DIEGO PADRES HALL OF FAME

TONY GWYNN — INDUCTED 2002



The greatest Padres player of them all, and one of the greatest hitters in the history of Major League Baseball, Tony Gwynn was the first-ever unanimous selection to the Padres Hall of Fame upon his retirement at the conclusion of the 2001 season.

In 20 seasons (1982-2001), the man who will forever be known as "Mr. Padre" won a National League-record tying eight batting titles and was selected to 16 All-Star teams.

He retired with a .338 career batting average and 3,141 hits in 2,440 games. Gwynn's hit count includes 543 doubles, 85 triples and 135 home runs. He finished with 1,138 RBI and 319 stolen bases.

The Padres career leader in virtually every offensive category, Gwynn retired 17th on the all-time Major League hit list, 17th on the doubles list and eighth on the all-time singles list. His .338 career average, the highest by any Major Leaguer since Ted Williams, is tied for 18th-best all-time.

Gwynn played on each of the first three Padres Division Championship clubs (1984, 1996, 1998) and batted .371 in the club's two World Series appearances in 1984 against the Tigers and in 1998 against the Yankees.

Only the 17th player in history to spend his entire career of 20-or-more seasons with one club when he retired, Gwynn's unwavering loyalty to the Padres and his undying devotion to the San Diego community further cemented his standing as Mr. Padre and one of the great ambassadors the game of baseball has ever known.

Gwynn was inducted into the National Baseball Hall of Fame in July of 2007. He is currently the head baseball coach at his alma mater, San Diego State University.

	AVG	G	AB	R	H	2B	3B	HR	RBI	BB	SO	SB	CS	OBP	SLG
ML Totals - 20 Years	.338	2440	9288	1383	3141	543	85	135	1138	790	434	319	125	.388	.459

RANDY JONES — INDUCTED 1999



Randy Jones was the first Padres pitcher to win the Cy Young award and earned tremendous popularity among Padres fans, a relationship that remains strong to this day. Jones, a left-hander who won the Cy Young in 1976 after going 22-14 with a 2.74 ERA and 25 complete games, remains the club leader in innings pitched (1766.0), starts (253), complete games (71) and shutouts (18).

Jones was an All-Star in 1975 and 1976, establishing a unique rapport with Padres fans, who gave him a standing ovation as he approached the mound for every start. Jones remains an active ambassador for the Padres in the community, making dozens of appearances annually.

	W-L	ERA	G	GS	CG	SHO	SV	IP	H	R	ER	HR	HB	BB	SO	WP	BK
ML Totals - 10 Years	100-123	3.42	305	285	73	19	2	1933.0	1915	875	735	129	18	503	735	19	6
Padres Totals - 8 Years	92-105	3.30	264	253	71	18	2	1766.0	1720	759	648	110	13	414	677	16	6

RAY KROC — INDUCTED 1999



Ray Kroc bought the Padres franchise on January 25, 1974, when the club literally had packed and was prepared to move to Washington, D.C. An entrepreneur who created the McDonald's fast-food empire, Kroc ensured that the Padres would remain in San Diego.

He oversaw the club's rise from a perennial loser in the standings and at the gate to a viable franchise that would win the National League pennant in 1984. After attendance only reaching a season-high of at 644,272 before he purchased the club, the Padres drew more than one million fans every year except the strike-shortened 1981 season, and the team on the field grew to respectability, earning its first winning record in 1978. Kroc died in January 1984 and would not see his team reach the World Series that year — with the club carrying an "RAK" emblem on its uniform that season. Kroc's wife, Joan, assumed the role of owner after his death, until her

sale of the club in 1990.



HISTORY & RECORDS

DICK WILLIAMS — INDUCTED 2009



The Padres' manager from 1982-85, Williams led the Friars to a 337-311 record and .520 winning percentage over four years, finishing at .500 or better each season. In the club's 13 seasons prior to his arrival, the team had posted just one winning season (1978). Under Williams' guidance, the Padres went 92-70 in 1984, reaching the playoffs for the first time in franchise history and advancing to the World Series.

DAVE WINFIELD — INDUCTED 2000



Dave Winfield jumped directly into the Padres lineup off the University of Minnesota campus in 1973. In eight Padres seasons, he was named to four NL All-Star teams (1977-80), led the club in home runs five times (1976-80) and paced the team in RBI six times (1974-75, 1977-80). The team MVP in 1978 and 1979, Winfield batted .284 with 154 homers, 626 RBI and 133 stolen bases for San Diego, the start of a 22-year Major League career which culminated in his election to the National Baseball Hall of Fame in January 2001. Winfield was inducted into the Hall of Fame August 5, 2001, the first player to enter the Cooperstown shrine as a Padres player.

	AVG	G	AB	R	H	2B	3B	HR	RBI	BB	SO	SB	CS	OBP	SLG
ML Totals - 22 Years	.283	2973	11003	1669	3110	540	88	465	1833	1216	1686	223	96	.353	.475
Padres Totals - 8 Years	.284	1117	3997	599	1134	179	39	154	626	463	585	133	50	.357	.464

PADRES IN COOPERSTOWN



NATIONAL BASEBALL HALL OF FAME AND MUSEUM

25 Main Street • Cooperstown, New York 13326
Main Phone: (607) 547-7200 • Fax: (607) 547-2044 • Public Relations: (607) 547-0215
e-mail address: info@baseballhalloffame.org
Web site: baseballhalloffame.org



Dave Winfield
Inducted August 5, 2001



Tony Gwynn
Inducted July 29, 2007

Other players who played for the Padres and earned Cooperstown plaques are Rollie Fingers, Gaylord Perry, Willie McCovey, Ozzie Smith, Rich "Goose" Gossage, Rickey Henderson and Roberto Alomar. Former manager Dick Williams was also inducted into the Hall of Fame in 2008. In addition, the 1978-79 Padres featured four players who would ultimately earn election to the Hall of Fame: Fingers, Perry, Smith and Winfield.

PADRES RETIRED NUMBERS

6

STEVE GARVEY
(1989)

31

DAVE WINFIELD
(2001)

51

TREVOR HOFFMAN
(2011)

19

TONY GWYNN
(2004)

35

RANDY JONES
(1997)

42

JACKIE ROBINSON
(1997)

HISTORY & RECORDS

LOCAL AWARD WINNERS



CHASE HEADLEY
TEAM MVP



WILL VENABLE
CHAIRMAN'S AWARD



LUKE GREGERSON
DARREL AKERFELDS
BULLPEN AWARD



CLAYTON RICHARD
CLYDE MCCULLOUGH
PITCHER OF THE YEAR



ALEXI AMARISTA
FAVORITE NEW PADRE

SAN DIEGO PADRES MOST VALUABLE PLAYER

The San Diego Padres Most Valuable Player is selected annually by the San Diego Chapter of the Baseball Writers' Association of America (BBWAA).

1969—Nate Colbert	1991—Fred McGriff
1970—Cito Gaston	1992—Gary Sheffield
1971—Clay Kirby	1993—Phil Plantier
1972—Nate Colbert	1994—I h Tony Gwynn
1973—Fred Kendall	1995—Tony Gwynn
1974—Bobby Tolan	1996—Ken Caminiti
1975—Randy Jones	1997—Tony Gwynn
1976—Randy Jones	1998—Greg Vaughn
1977—George Hendrick	1999—Phil Nevin
1978—Dave Winfield	2000—Phil Nevin
1979—Dave Winfield	2001—Phil Nevin
1980—Gene Richards	2002—Ryan Klesko
1981—Juan Bonilla	2003—Mark Loretta
1982—Terry Kennedy	2004—Mark Loretta
1983—Alan Wiggins	2005—Brian Giles
1984—Tony Gwynn	2006—Adrian Gonzalez
1985—Garry Templeton	2007—Khalil Greene
1986—Tony Gwynn	2008—Adrian Gonzalez
1987—Tony Gwynn	2009—Adrian Gonzalez
1988—Tony Gwynn	2010—Adrian Gonzalez
1989—Mark Davis	2011—Cameron Maybin
1990—Bip Roberts	2012—Chase Headley

THE CHAIRMAN'S AWARD

The Padres Community Relations Department founded The Chairman's Award in 1995 to honor the Padres player or coach who best exemplifies the community spirit of the club.

1995—Tony Gwynn	2004—Brian Giles
1996—Brian Johnson	2005—Woody Williams
1997—Steve Finley	2006—Jake Peavy
1998—Greg Vaughn	2007—Adrian Gonzalez
1999—Trevor Hoffman	2008—Chris Young
2000—Woody Williams	2009—Bud Black
2001—Ryan Klesko	2010—Nick Hundley
2002—Mark Kotsay	2011—Luke Gregerson
2003—Bruce Bochy	2012—Will Venable

DARREL AKERFELDS BULLPEN AWARD

Established in 2006 as the Fireman's Award, it was renamed to the Darrel Akerfelds Bullpen Award following the 2012 season to honor the club's bullpen coach who passed away on June 24, 2012 after a battle with pancreatic cancer. Loved, admired and respected by all who knew him, "Ak" was a coach, mentor and friend to the Padres family from 1997-2012. A leader in the San Diego bullpen for over a decade, his coaching career spanned 11 seasons with San Diego with the pen posting the second-best ERA in the Majors over his 10 full seasons from 2002-11. The award is given annually to the most outstanding member of the Padres bullpen as voted on by his peers.

2006—Trevor Hoffman	2010—Heath Bell
2007—Heath Bell	2011—Heath Bell
2008—Trevor Hoffman	2012—Luke Gregerson
2009—Heath Bell	

CLYDE MCCULLOUGH PITCHER OF THE YEAR AWARD

The Clyde McCullough Award for Padres Pitcher of the Year, selected annually by the San Diego Chapter of the Baseball Writers Association of America (BBWAA), is named in honor of the former San Diego bullpen coach who passed away on September 18, 1982. McCullough, whose career as a player, coach, instructor and scout spanned nearly five decades, was an inspirational and popular figure. The award originally honored the Padres' top rookie but has come to recognize the club's best pitcher since 1990.

1982—Luis DeLeon	1998—Trevor Hoffman
1983—Mark Thurmond	& Kevin Brown
1984—Carmelo Martinez	1999—Trevor Hoffman
1985—Lance McCullers	2000—Woody Williams
1986—John Kruk	2001—Trevor Hoffman
1987—Benito Santiago	2002—Trevor Hoffman
1988—Roberto Alomar	2003—Rod Beck
1989—Greg Harris	2004—Jake Peavy
1990—Ed Whiston	2005—Jake Peavy
1991—Andy Benes	2006—Trevor Hoffman
1992—Bruce Hurst	2007—Jake Peavy
1993—Andy Benes	2008—Jake Peavy
1994—Trevor Hoffman	2009—Heath Bell
1995—Andy Ashby	2010—Heath Bell
1996—Trevor Hoffman	2011—Heath Bell
1997—Trevor Hoffman	2012—Clayton Richard

FAVORITE NEW PADRE AWARD

Also established in 1995, the Favorite New Padre Award is selected by The Padres, a group of volunteers who have assisted the Padres front office and served San Diego youth baseball since 1972.

1995—Steve Finley	2004—Khalil Greene
1996—John Flaherty	2005—Joe Randa
1997—Mark Sweeney	2006—Adrian Gonzalez
1998—Kevin Brown	2007—Kevin Kouzmanoff
1999—Eric Owens	2008—Jody Gerut
2000—Ryan Klesko	2009—David Eckstein
2001—Bubba Trammell	2010—Chris Denorfia
2002—Gene Kingsale	2011—Cameron Maybin
2003—Mark Loretta	2012—Alexi Amarista



HISTORY & RECORDS

NATIONAL AWARD WINNERS

NL MOST VALUABLE PLAYER

1996—Ken Caminiti, 3B (BBWAA)

NL CY YOUNG AWARD

1976—Randy Jones (BBWAA)

1978—Gaylord Perry (BBWAA)

1989—Mark Davis (BBWAA)

2007—Jake Peavy (BBWAA)

NL ROOKIE OF THE YEAR

1987—Benito Santiago (BBWAA, The Sporting News)

2004—Khalil Greene (Baseball America)

RAWLINGS GOLD GLOVE AWARD

1979—Dave Winfield, OF

1980—Dave Winfield, OF, Ozzie Smith, SS

1981—Ozzie Smith, SS

1986—Tony Gwynn, OF

1987—Tony Gwynn, OF

1988—Benito Santiago, C

1989—Tony Gwynn, OF, Benito Santiago, C

1990—Tony Gwynn, OF, Benito Santiago, C

1991—Tony Gwynn, OF

1995—Ken Caminiti, 3B, Steve Finley, CF

1996—Ken Caminiti, 3B, Steve Finley, CF

1997—Ken Caminiti, 3B

2006—Mike Cameron, OF

2007—Greg Maddux, RHP

2008—Adrian Gonzalez, 1B

2009—Adrian Gonzalez, 1B

2012—Chase Headley, 3B

SPORTING NEWS ALL LEAGUE TEAM

1975—Randy Jones, LHP

1976—Randy Jones, LHP

1978—Gaylord Perry, RHP

1979—Dave Winfield, OF

1984—Tony Gwynn, OF, Mark Thurmond, LHP

1986—Tony Gwynn, OF

1987—Tony Gwynn, OF, Benito Santiago, C

1989—Tony Gwynn, OF, Benito Santiago, C

1994—Tony Gwynn, OF

1995—Ken Caminiti, 3B

1996—Ken Caminiti, 3B

2007—Jake Peavy, RHP

2012—Chase Headley, 3B

PLAYER OF THE YEAR

1992—Gary Sheffield, 3B (The Sporting News)

1996—Ken Caminiti, 3B (ESPN)

NL PITCHER OF THE YEAR

1976—Randy Jones, LHP (The Sporting News)

1989—Mark Davis, LHP (The Sporting News)

2007—Jake Peavy, RHP (The Sporting News)

NL MANAGER OF THE YEAR

1996—Bruce Bochy (BBWAA & The Sporting News)

1998—Bruce Bochy (The Sporting News)

2010—Bud Black (BBWAA & The Sporting News)

ROBERTO CLEMENTE MAN OF THE YEAR AWARD

1999—Tony Gwynn

NL RELIEVER OF THE YEAR

1977—Rollie Fingers (The Sporting News, Roloids)

1978—Rollie Fingers (The Sporting News, Roloids)

1980—Rollie Fingers (Roloids; tied with
Tom Hume for The Sporting News)

1989—Mark Davis (The Sporting News, Roloids)

1996—Trevor Hoffman (The Sporting News)

1998—Trevor Hoffman (The Sporting News, Roloids)

2006—Trevor Hoffman (The Sporting News, Roloids)

2009—Heath Bell (Roloids)

2010—Heath Bell (Roloids, The Sporting News, MLB)

NL ROOKIE PITCHER OF THE YEAR

1976—Butch Metzger (The Sporting News)

1976—Butch Metzger (tied with Pat Zachary
for BBWAA)

1977—Bob Owchinko (The Sporting News)

1989—Andy Benes (The Sporting News)

SILVER SLUGGER TEAM

1983—Terry Kennedy, C

1984—Tony Gwynn, OF, Garry Templeton, SS

1986—Tony Gwynn, OF

1987—Tony Gwynn, OF, Benito Santiago, C

1988—Benito Santiago, C

1989—Tony Gwynn, OF

1990—Benito Santiago, C

1991—Benito Santiago, C

1992—Fred McGriff, 1B, Gary Sheffield, 3B

1994—Tony Gwynn, OF

1995—Tony Gwynn, OF

1996—Ken Caminiti, 3B

1997—Tony Gwynn, OF

1998—Greg Vaughn, OF

2004—Mark Loretta, 2B

2012—Chase Headley, 3B

NLCS MVP

1984—Steve Garvey

1998—Sterling Hitchcock

NL PLAYER OF THE MONTH

June, 1978—Dave Winfield

April, 1983—Terry Kennedy

April, 1984—Tony Gwynn

June, 1987—Tony Gwynn

July, 1988—Tony Gwynn

August, 1992—Gary Sheffield

August, 1993—Tony Gwynn

August, 1996—Ken Caminiti

September, 1996—Ken Caminiti

May, 1997—Tony Gwynn

August, 2012—Chase Headley

September, 2012—Chase Headley

NL PITCHER OF THE MONTH

April, 1976—Randy Jones

May, 1976—Randy Jones

September, 1978—Gaylord Perry

May, 1985—Andy Hawkins

April, 1989—Mark Davis

August, 2004—Jake Peavy

May, 2005—Trevor Hoffman

June, 2006—Chris Young

May, 2007—Jake Peavy

August, 2007—Jake Peavy

September, 2007—Jake Peavy

HISTORY & RECORDS

ANNUAL ALL-STAR SELECTIONS

YEAR	ALL-STARS
1969	Chris Cannizzaro (C)
1970	Cito Gaston (OF)
1971	Nate Colbert (1B); Preston Gomez (Coach)
1972	Nate Colbert (1B)
1973	Nate Colbert (1B)
1974	Johnny Grubb (OF)
1975	Randy Jones (P)
1976	Randy Jones (P); John McNamara (Coach)
1977	Dave Winfield (OF)
1978	Rollie Fingers (P); Dave Winfield (OF)
1979	Dave Winfield (OF) ; Gaylord Perry (P)
1980	Dave Winfield (OF)
1981	Terry Kennedy (C); Ozzie Smith, SS
1982	Ruppert Jones (OF)
1983	Dave Dravecky (P); Terry Kennedy (C)
1984	Steve Garvey (1B) ; Tony Gwynn (OF) ; Rich Gossage (P); Dick Dent (Trainer)
1985	Steve Garvey (1B) ; Tony Gwynn (OF) ; LaMarr Hoyt (P) ; Terry Kennedy (C) ; Graig Nettles (3B) ; Rich Gossage (P); Garry Templeton (SS); Dick Williams (Manager)
1986	Tony Gwynn (OF)
1987	Tony Gwynn (OF)
1988	Mark Davis (P)
1989	Tony Gwynn (OF) ; Mark Davis (P)
1990	Benito Santiago (C) —injured, did not play; Roberto Alomar (2B); Tony Gwynn (OF)
1991	Tony Gwynn (OF) ; Benito Santiago (C)
1992	Tony Gwynn (OF) ; Fred McGriff (1B) ; Benito Santiago (C) ; Tony Fernandez (SS); Gary Sheffield (3B); Bob Day (Trainer)
1993	Andy Benes (P); Tony Gwynn (OF)
1994	Tony Gwynn (OF)
1995	Tony Gwynn (OF)
1996	Tony Gwynn (OF) —injured, did not play; Ken Caminiti (3B)
1997	Tony Gwynn (OF) ; Ken Caminiti (3B) ; Steve Finley (OF); Bruce Bochy (Coach)
1998	Tony Gwynn (OF) ; Kevin Brown (P); Trevor Hoffman (P); Greg Vaughn (OF)
1999	Tony Gwynn (OF) —injured, did not play; Andy Ashby (P); Trevor Hoffman (P); Bruce Bochy (Manager)
2000	Trevor Hoffman (P)
2001	Ryan Klesko (1B); Phil Nevin (3B); Tony Gwynn (OF)—special All-Star “guest”; Bruce Bochy (Coach); Todd Hutcheson (Trainer)
2002	Trevor Hoffman (P)
2003	Rondell White (OF)
2004	Mark Loretta (2B)
2005	Jake Peavy (P)
2006	Trevor Hoffman (P)
2007	Trevor Hoffman (P); Jake Peavy (P) ; Chris Young (P)
2008	Adrian Gonzalez (1B); Bud Black (Coach)
2009	Adrian Gonzalez (1B); Heath Bell (P)
2010	Adrian Gonzalez (1B), Heath Bell (P); Bud Black (Coach)
2011	Heath Bell (P)
2012	Huston Street (P)

Blue denotes All-Star starter



HISTORY & RECORDS

ANNUAL STANDINGS AND ATTENDANCE

YEAR	HOME W-L	AWAY W-L	TOTAL W-L	PCT.	POS	GB	HOME ATTENDANCE
1969.....	28-53	24-57	52-110	.321	6	41.0	613,327
1970.....	31-50	32-49	63-99	.389	6	39.0	633,439
1971.....	33-48	28-52	61-100	.379	6	28.5	549,085
1972.....	26-54	32-41	58-95	.379	6	36.5	644,272
1973.....	31-50	29-52	60-102	.370	6	39.0	611,826
1974.....	36-45	24-57	60-102	.370	6	42.0	1,075,399
1975.....	38-43	33-48	71-91	.438	4	37.0	1,281,747
1976.....	42-38	31-51	73-89	.451	5	29.0	1,458,478
1977.....	35-46	34-47	69-93	.426	5	29.0	1,376,269
1978.....	50-31	34-47	84-78	.519	4	11.0	1,670,107
1979.....	39-42	29-51	68-93	.422	5	22.0	1,456,967
1980.....	45-36	28-53	73-89	.451	6	19.5	1,139,026
1981.....	20-35	21-34	41-69	.373	6	26.0	519,161
1982.....	43-38	38-43	81-81	.500	4	8.0	1,607,516
1983.....	47-34	34-47	81-81	.500	4	10.0	1,539,819
1984.....	48-33	44-37	92-70	.568	1	+12.0	1,983,904
1985.....	44-37	39-42	83-79	.512	T3	12.0	2,210,352
1986.....	43-38	31-50	74-88	.457	4	22.0	1,805,776
1987.....	37-44	28-53	65-97	.401	6	25.0	1,454,061
1988.....	47-34	36-44	83-78	.516	3	11.0	1,506,896
1989.....	46-35	43-38	89-73	.549	2	3.0	2,009,032
1990.....	37-44	38-43	75-87	.463	T4	16.0	1,856,395
1991.....	42-39	42-39	84-78	.519	3	10.0	1,804,289
1992.....	45-36	37-44	82-80	.506	3	16.0	1,722,102
1993.....	34-47	27-54	61-101	.377	7	43.0	1,375,432
1994.....	26-31	21-39	47-70	.402	4	12.5	953,857
1995.....	40-32	30-42	70-74	.486	3	8.0	1,041,805
1996.....	45-36	46-35	91-71	.562	1	+1.0	2,187,886
1997.....	39-42	37-44	76-86	.469	4	14.0	2,089,333
1998.....	54-27	44-37	98-64	.604	1	+9.5	2,555,901
1999.....	46-35	28-53	74-88	.457	4	26.0	2,523,538
2000.....	41-40	35-46	76-86	.469	5	21.0	2,423,149
2001.....	35-46	44-37	79-83	.488	4	13.0	2,378,116
2002.....	41-40	25-56	66-96	.407	5	32.0	2,220,601
2003.....	35-46	29-52	64-98	.395	5	36.5	2,027,020
2004.....	42-39	45-36	87-75	.537	3	6.0	3,016,752
2005.....	46-35	36-45	82-80	.506	1	+5.0	2,869,787
2006.....	43-38	45-36	88-74	.543	T1	+0.0	2,659,757
2007.....	47-34	42-40	89-74	.546	3	1.5	2,790,074
2008.....	35-46	28-53	63-99	.389	5	21.0	2,427,535
2009.....	42-39	33-48	75-87	.463	4	20.0	1,922,603
2010.....	45-36	45-36	90-72	.556	2	2.0	2,131,774
2011.....	35-46	36-45	71-91	.438	5	23.0	2,143,018
2012.....	42-39	34-47	76-86	.469	4	18.0	2,123,721
Totals	1746-1757	1499-2000	3245-3757	.463	—	—	76,390,904

Blue—Padres Record

HISTORY & RECORDS

INTERLEAGUE PLAY RESULTS (1997-2012)

With an 8-7 record in 2012, the Padres are 111-143 in 16 seasons of Interleague Play; 57-70 at home and 54-73 on the road against the American League.

<u>AL OPPONENT</u>	<u>HOME</u>	<u>AWAY</u>	<u>OVERALL</u>
Baltimore	3-3	1-2	4-5
Boston	2-4	3-3	5-7
Chicago	1-2	1-2	2-4
Cleveland.....	1-2	2-4	3-6
Detroit.....	2-4	0-3	2-7
Kansas City	6-0	1-2	7-2
Los Angeles.....	6-5	7-7	13-12
Minnesota.....	1-5	2-4	3-9
New York	1-2	1-5	2-7
Oakland	6-8	3-8	9-16
Seattle	20-23	21-22	41-45
Tampa Bay.....	0-3	6-3	6-6
Texas	6-5	6-8	12-13
Toronto.....	2-4	—	2-4
TOTALS	57-70	54-73	111-143

Here's a look at how the Padres fared against American League foes statistically in 2012 and through 16 seasons of Interleague competition:

<u>2012</u>	<u>CATEGORY</u>	<u>ALL-TIME</u>
8-7	RECORD.....	111-143
.232 (115-for-496).....	TEAM BATTING AVG.....	.254 (2196-for-8656)
46.....	RUNS	1047
3.1.....	RUNS PER GAME	4.1
3.....	HOME RUNS.....	217
15.....	SB	129
3.28 (50 ER/137.0 IP).....	ERA.....	4.25 (1064 ER/2254.0 IP)
57.....	RUNS ALLOWED	1173
3.8.....	RUNS ALLOWED PER GAME	4.6
9.....	HOME RUNS ALLOWED	266



HISTORY & RECORDS

ANNUAL RECORDS VS. OPPONENTS

	'69	'70	'71	'72	'73	'74	'75	'76	'77	'78	'79	'80	'81	'82	'83	'84	'85	'86
Arizona																		
Atlanta	5-13	9-9	7-11	11-6	6-12	1-17	11-7	8-10	7-11	10-8	12-6	6-12	6-9	7-11	9-9	11-7	11-7	6-12
Baltimore																		
Boston																		
Chicago (AL)																		
Chicago (NL)	1-11	3-9	3-9	3-9	5-7	6-6	7-5	6-6	5-7	5-7	3-9	8-4	3-3	8-4	7-5	6-6	4-8	6-6
Cincinnati	7-11	10-8	8-10	10-8	5-13	6-12	7-11	5-13	7-11	9-9	7-10	3-15	2-10	12-6	9-9	11-7	9-9	9-9
Cleveland																		
Colorado																		
Detroit																		
Houston	8-10	4-14	8-10	2-12	8-10	7-11	9-9	8-10	10-8	10-8	4-14	7-11	3-11	9-9	7-11	12-6	6-12	8-10
Kansas City																		
Los Angeles (AL)																		
Los Angeles (NL)	6-12	7-11	5-13	5-13	9-9	2-16	7-11	12-6	6-12	9-9	9-9	9-9	5-6	9-9	12-6	8-10	10-8	12-6
Miami																		
Milwaukee																		
Minnesota																		
New York (AL)																		
New York (NL)	1-11	6-6	5-7	5-7	4-8	6-6	4-8	5-7	6-6	7-5	8-4	11-1	5-2	6-6	6-6	6-6	5-7	2-10
Oakland																		
Philadelphia	4-8	3-9	8-4	6-6	3-9	7-5	5-7	4-8	3-9	4-8	3-9	4-8	2-4	5-7	7-5	5-7	7-5	6-6
Pittsburgh	2-10	6-6	3-9	2-10	4-8	3-9	4-8	5-7	2-10	7-5	5-7	6-6	4-6	6-6	3-9	8-4	8-4	4-8
San Francisco	6-12	5-13	5-13	4-10	7-11	11-7	8-10	8-10	8-10	8-10	8-10	10-8	6-7	10-8	11-7	13-5	12-6	8-10
Seattle																		
St. Louis	4-8	4-8	4-8	4-8	4-8	5-7	4-8	4-8	8-4	9-3	4-8	7-5	3-7	4-8	6-6	7-5	4-8	5-7
Tampa Bay																		
Texas																		
Toronto																		
Washington	8-4	6-6	5-6	6-6	5-7	6-6	5-7	8-4	7-5	6-6	5-7	2-10	2-4	5-7	4-8	5-7	7-5	8-4
	'87	'88	'89	'90	'91	'92	'93	'94	'95	'96	'97	'98	'99	'00	'01	'02	'03	'04
Arizona																		
Atlanta	12-6	10-8	11-7	10-8	7-11	5-13	4-9	1-6	2-5	4-9	3-8	4-5	4-5	1-8	3-3	3-3	1-6	3-3
Baltimore																1-2		
Boston																1-2		1-2
Chicago (AL)																	1-2	
Chicago (NL)	3-9	4-8	4-8	4-8	8-4	7-5	4-8	3-6	7-5	6-6	5-6	4-5	3-6	5-3	4-2	4-2	2-4	2-4
Cincinnati	6-12	8-10	9-9	9-9	10-8	7-11	4-9	2-8	6-3	3-9	6-5	11-1	3-6	5-4	4-2	1-5	3-3	4-2
Cleveland																	1-2	
Colorado							7-6	5-5	4-9	5-8	8-4	7-5	9-4	6-7	10-9	8-11	7-12	9-10
Detroit																	1-2	
Houston	13-5	12-6	10-8	14-4	12-6	11-7	5-8	5-5	4-7	6-6	5-6	4-5	1-8	7-2	6-3	2-4	3-3	4-2
Kansas City																1-2		3-0
Los Angeles (AL)											2-2	2-1	3-0	1-2	1-2			
Los Angeles (NL)	7-11	11-7	12-6	9-9	8-10	9-9	4-9	4-6	6-7	8-5	7-5	7-5	9-3	5-8	10-9	9-10	11-8	9-10
Miami							5-7	1-5	2-3	9-3	6-5	5-4	6-3	7-2	4-3	1-5	1-5	2-4
Milwaukee												6-3	5-3	7-2	5-1	1-5	1-5	4-2
Minnesota																	1-2	
New York (AL)																1-2		1-2
New York (NL)	4-8	5-7	7-5	7-5	5-7	8-4	7-5	6-6	7-6	10-3	6-5	5-4	2-7	6-3	5-1	4-3	3-3	3-3
Oakland											1-3	1-2	2-1	0-3	1-2			
Philadelphia	4-8	7-4	10-2	5-7	3-9	9-3	6-6	8-4	6-6	8-4	4-7	8-1	3-6	5-2	2-5	4-2	3-4	1-5
Pittsburgh	4-8	4-8	9-3	2-10	5-7	7-5	3-9	3-3	8-4	9-4	6-5	4-5	6-3	2-7	4-2	4-2	2-4	3-3
San Francisco	5-13	8-10	8-10	7-11	11-7	11-7	3-10	5-2	6-7	11-2	4-8	8-4	5-7	5-7	5-14	5-14	5-14	12-7
Seattle											3-1	2-2	4-2	3-3	2-4	2-1	4-2	2-1
St. Louis	4-8	6-6	2-10	3-9	9-3	4-8	7-5	4-2	7-5	4-8	5-6	6-3	2-7	0-9	1-5	1-5	2-4	2-4
Tampa Bay																2-1		0-3
Texas											2-2	1-2	2-1	1-2	2-1			
Toronto																		1-2
Washington	3-9	8-4	7-5	5-7	6-6	4-8	2-10	0-12	5-7	8-4	3-8	4-4	3-5	6-3	3-3	4-3	2-4	6-1
	'05	'06	'07	'08	'09	'10	'11	'12										
Arizona	9-10	10-9	8-10	8-10	7-11	10-8	7-11	11-7										
Atlanta	5-1	2-7	2-5	1-5	3-3	2-4	5-4	3-4										
Baltimore			1-2			2-1												
Boston			1-2				2-1											
Chicago (AL)	1-2																	
Chicago (NL)	3-4	7-0	5-3	2-5	5-4	5-3	3-3	3-3										
Cincinnati	2-4	4-2	4-2	3-4	6-1	4-2	2-4	2-6										
Cleveland	1-2			1-2														
Colorado	11-7	9-10	8-11	9-9	8-10	6-12	9-9	10-8										
Detroit	0-3			1-2														
Houston	3-4	3-3	3-4	3-3	1-6	5-2	5-3	5-3										
Kansas City							3-0											
Los Angeles (AL)		2-1			0-3			2-1										
Los Angeles (NL)	7-11	13-5	10-8	7-11	8-10	10-8	5-13	7-11										
Miami	4-2	3-3	4-3	2-4	2-4	6-3	7-0	1-5										
Milwaukee	4-3	3-4	5-2	3-4	4-2	4-3	2-3	4-5										
Minnesota	2-1			0-3			0-3											
New York (AL)				0-3														
New York (NL)	2-4	2-5	4-2	5-2	5-2	3-3	3-4	3-4										
Oakland		2-1			1-2			1-2										
Philadelphia	0-6	4-2	3-4	2-4	2-5	2-5	1-7	3-4										
Pittsburgh	4-3	5-1	6-1	4-3	4-3	6-0	4-2	5-1										
San Francisco	12-6	7-12	14-4	1-6	10-8	12-6	6-12	6-12										
Seattle	3-3	1-5	2-4	1-5	2-4	4-2	1-5	5-1										
St. Louis	4-3	4-2	3-4	5-13	1-6	3-4	3-3	3-3										
Tampa Bay			2-1			2-1												
Texas		2-1			2-1			0-3										
Toronto						1-2												
Washington	5-1	5-1	4-2	5-1	4-2	3-3	3-4	2-3										

HISTORY & RECORDS

PADRES ALL-TIME VS. OPPONENTS

TEAM	HOME	AWAY	OVERALL	TEAM	HOME	AWAY	OVERALL
Arizona	76-54 (.585)	45-85 (.346)	121-139 (.465)	Milwaukee.....	32-17 (.653)	26-30 (.464)	58-47 (.552)
Atlanta	137-160 (.461)	117-173 (.403)	254-333 (.433)	Minnesota	1-5 (.167)	2-4 (.333)	3-9 (.250)
Baltimore	3-3 (.500)	1-2 (.333)	4-5 (.444)	New York (AL)	1-2 (.333)	1-5 (.167)	2-7 (.222)
Boston	2-4 (.333)	3-3 (.500)	5-7 (.417)	New York (NL)	124-103 (.546)+	104-119 (.466)	228-222 (.507)
Chicago (AL).....	1-2 (.333)	1-2 (.333)	2-4 (.333)	Oakland	6-8 (.429)	3-8 (.273)	9-16 (.360)
Chicago (NL).....	111-112 (.498)	90-133 (.404)	201-245 (.451)	Philadelphia	103-119 (.464)	96-127 (.430)	199-246 (.447)
Cincinnati.....	143-153 (.483)	121-169 (.417)	264-322 (.451)	Pittsburgh	102-117 (.466)	103-121 (.460)	205-238 (.463)
Cleveland.....	1-2 (.333)	2-4 (.333)	3-6 (.333)	San Francisco.....	182-189 (.491)	162-205 (.441)	344-394 (.466)
Colorado	81-81 (.500)^	74-85 (.465)	155-166 (.483)	Seattle	20-23 (.465)	21-22 (.488)	41-45 (.477)
Detroit.....	2-4 (.333)	0-3 (.000)	2-7 (.222)	St. Louis.....	107-114 (.484)*	74-148 (.333)	181-262 (.409)
Houston.....	160-138 (.537)	122-171 (.416)	282-309 (.477)	Tampa Bay	0-3 (.000)	6-3 (.667)	6-6 (.500)
Kansas City	6-0 (1.000)	1-2 (.333)	7-2 (.778)	Texas.....	6-5 (.545)	6-8 (.429)	12-13 (.480)
LA Dodgers.....	187-182 (.507)	167-207 (.447)	354-389 (.476)	Toronto	2-4 (.333)	0-0	2-4 (.333)
LA Angels	6-5 (.545)	7-7 (.500)	13-12 (.520)	Washington.....	110-112 (.495)	100-117 (.461)	210-229 (.478)
Miami.....	34-36 (.486)	44-37 (.543)	78-73 (.517)				

+ Includes a 2-1 record at Monterrey Stadium in Monterrey, MEX, August 16-18, 1996

* Includes a 1-2 record at Aloha Stadium in Honolulu, HI, April 19-20, 1997

^ Includes an 0-1 record at Monterrey Stadium in Monterrey, MEX, April 4, 1999

ALL-TIME ATTENDANCE RECORDS

	ATT.	OPP.	DATE
Single Game—Day	61,277	SF	April 10, 2001
Single Game—Night	61,674	ARI	April 24, 1999
Doubleheader	43,473	PHI	June 13, 1976
Opening Day/Night	61,277	SF	April 10, 2001
Special Events:			
All-Star Game	59,372	AL vs. NL	July 14, 1992
Division Series	65,235	HOU (Game 3)	October 3, 1998
NL Championship Series	65,042	ATL (Game 4)	October 11, 1998
World Series	65,427	NY Yankees (Game 4)	October 21, 1998
4-Game Series	197,225	LAD	September 19-22, 1996
3-Game Series	165,929	NY Yankees	June 21-23, 2002
2-Game Series	81,037	SF	April 15-16, 1985
Memorial Day	38,355	COL	May 31, 2004
Independence Day	61,148	COL	July 4, 1998
Labor Day	36,535	STL	September 3, 2001
Week Night (Non-holiday)	54,490	SF	(Monday) April 15, 1985
Week Day (Non-Opening Day)	47,482	LAD	(Thursday) June 27, 1985
Friday Night	60,918	SEA	June 15, 2001
Saturday Day	60,021	NY Yankees	June 22, 2002
Saturday Night	61,674	ARI	April 24, 1999
Sunday	60,103	COL	* October 7, 2001
Road Game (Largest)	63,661	at COL	June 20, 1993
Road Game (Smallest)	987	at SF	April 14, 1975
Home Game (Smallest)	1,413	HOU	September 11, 1973

*Tony Gwynn's final game

SEASON RECORDS

RK	YEAR	HOME ATT.
1.	2004	3,016,752
2.	2005	2,869,787
3.	2007	2,790,074
4.	2006	2,659,757
5.	1998	2,555,901
6.	1999	2,523,538
7.	2008	2,427,535
8.	2000	2,423,149
9.	2001	2,378,116
10.	2002	2,220,601

TOP 10 AT PETCO PARK

RK	DATE	OPP.	ATT.
1.	4/6/09	LAD	45,896
2.	9/30/04	SF	45,389
3.	3/31/08	HOU	44,965
4.	9/25/04	ARI	44,863
5.	6/23/07	BOS	44,457
6.	6/24/07	BOS	44,449
7.	6/22/07	BOS	44,405
8.	4/29/06	LAD	44,337
9.	6/8/07	SEA	44,325
10.	8/31/07	LAD	44,324

SEASONS WITH THE MOST...

SUPERLATIVES	NO.	YEAR (S)
Most Sellouts	24	2004
Most Crowds in Excess of 30,000	70	2004
Most Crowds in Excess of 40,000	24	2004, 2007
Most Crowds in Excess of 50,000*	11	1999
Most Crowds in Excess of 60,000*	7	2001

*Prior to moving to Petco Park; set at Qualcomm Stadium

TOP SERIES AT PETCO PARK

THREE-GAME SERIES

RK	DATES	DAYS	OPP.	ATT.
1.	6/22-24/07	Fri-Sun	BOS	133,311
2.	4/27-29/07	Fri-Sun	LAD	130,448
3.	7/30-8/1/04	Fri-Sun	LAD	130,334
4.	8/3-5/07	Fri-Sun	SF	128,458
5.	8/31-9/2/07	Fri-Sun	LAD	127,705

FOUR-GAME SERIES

RK	DATES	DAYS	OPP.	ATT.
1.	7/14-17/05	Thurs-Sun	ARI	164,395
2.	7/26-29/04	Mon-Thurs	SF	160,942
3.	6/2-5/05	Thurs-Sun	CHI	155,762
4.	4/7-10/05	Thurs-Sun	PIT	154,789
5.	6/20-23/05	Mon-Thurs	LAD	154,452



HISTORY & RECORDS

OPENING DAY HISTORY

April 8, 1969		April 7, 1970		April 6, 1971		April 15, 1972	
HOUSTON	1	ATLANTA	3	SAN FRANCISCO	4	ATLANTA	5
SAN DIEGO	2	SAN DIEGO	8	SAN DIEGO	0	SAN DIEGO	6
Attendance-23,370		Attendance-28,215		Attendance-34,554		Attendance-16,555	
Rafael Robles.....SS		Tommy Dean.....SS		Dave Campbell.....2B		Enzo Hernandez.....SS	
Roberto Pena.....2B		Van Kelly.....3B		Larry Stahl.....LF		Derrel Thomas.....2B	
Tony Gonzalez.....CF		Ollie Brown.....RF		Clarence Gaston.....CF		Leron Lee.....LF	
Ollie Brown.....RF		Nate Colbert.....1B		Nate Colbert.....1B		Nate Colbert.....1B	
Bill Davis.....1B		Clarence Gaston.....CF		Ollie Brown.....RF		Larry Stahl.....RF	
Larry Stahl.....LF		Jerry Morales.....LF		Ed Spiezio.....3B		Jose Morales.....CF	
Ed Spiezio.....3B		Dave Campbell.....2B		Chris Cannizzaro.....C		Bob Barton.....C	
Chris Cannizzaro.....C		Chris Cannizzaro.....C		Tommy Dean.....SS		Dave Campbell.....3B	
Dick Selma.....RHP		Pat Dobson.....RHP		Tom Phoebe.....RHP		Clay Kirby.....RHP	
April 6, 1973		April 5, 1974		April 10, 1975		April 9, 1976	
LOS ANGELES	2	SAN DIEGO	0	SAN FRANCISCO	2	ATLANTA	2
SAN DIEGO	4	LOS ANGELES	8	SAN DIEGO	0	SAN DIEGO	8
Attendance-32,019		Attendance-31,556		Attendance-17,670 (10 inn.)		Attendance-44,728	
Enzo Hernandez.....SS		Bobby Tolan.....RF		Bobby Tolan.....LF		John Grubb.....LF	
John Grubb.....CF		Glenn Beckert.....2B		Tito Fuentes.....2B		Tito Fuentes.....2B	
Leron Lee.....LF		John Grubb.....CF		Dave Winfield.....RF		Willie Davis.....CF	
Nate Colbert.....1B		Willie McCovey.....1B		Willie McCovey.....1B		Dave Winfield.....RF	
Clarence Gaston.....RF		Nate Colbert.....LF		John Grubb.....CF		Mike Ivie.....1B	
Dave Hilton.....3B		Fred Kendall.....C		Glenn Beckert.....3B		Doug Rader.....3B	
Dave Roberts.....2B		Dave Hilton.....3B		Randy Hundley.....C		Hector Torres.....SS	
Bob Davis.....C		Enzo Hernandez.....SS		Enzo Hernandez.....SS		Bob Davis.....C	
Clay Kirby.....RHP		Bill Greif.....RHP		Randy Jones.....LHP		Randy Jones.....LHP	
April 6, 1977		April 7, 1978		April 5, 1979		April 10, 1980	
SAN DIEGO	3	SAN DIEGO	3	SAN DIEGO	4	SAN FRANCISCO	4
CINCINNATI	5	SAN FRANCISCO	2	LOS ANGELES	3	SAN DIEGO	6
Attendance-51,869		Attendance-36,131		Attendance-46,536		Attendance-29,535	
Gene Richards.....LF		Gene Richards.....1B		Gene Richards.....CF		Ozzie Smith.....SS	
Mike Champion.....2B		Derrel Thomas.....2B		Ozzie Smith.....SS		Dave Cash.....2B	
Dave Winfield.....RF		Oscar Gamble.....LF		Mike Hargrove.....1B		Gene Richards.....LF	
George Hendrick.....CF		Dave Winfield.....RF		Dave Winfield.....RF		Dave Winfield.....RF	
Gene Tenace.....C		George Hendrick.....CF		Jerry Turner.....LF		Jerry Humphrey.....CF	
Mike Ivie.....1B		Gene Tenace.....C		Barry Evans.....3B		Gene Tenace.....1B	
Doug Rader.....3B		Bill Almon.....3B		Gene Tenace.....C		Bill Fahey.....C	
Bill Almon.....SS		Ozzie Smith.....SS		Fernando Gonzalez.....2B		Aurelio Rodriguez.....3B	
Randy Jones.....LHP		Gaylord Perry.....RHP		Gaylord Perry.....RHP		Randy Jones.....LHP	
April 9, 1981		April 6, 1982		April 5, 1983		April 3, 1984	
SAN DIEGO	4	ATLANTA	1	SAN DIEGO	16	PITTSBURGH	1
SAN FRANCISCO	1	SAN DIEGO	0	SAN FRANCISCO	13	SAN DIEGO	5
Attendance-54,520 (12 inn.)		Attendance-30,188		Attendance-49,519		Attendance-44,553	
Gene Richards.....LF		Gene Richards.....LF		Gene Richards.....LF		Alan Wiggins.....2B	
Ozzie Smith.....SS		Juan Bonilla.....2B		Juan Bonilla.....2B		Tony Gwynn.....RF	
Rupert Jones.....CF		Garry Templeton.....SS		Steve Garvey.....1B		Graig Nettles.....3B	
Luis Salazar.....3B		Ruppert Jones.....CF		Terry Kennedy.....C		Steve Garvey.....1B	
Randy Bass.....1B		Sixto Lezcano.....RF		Sixto Lezcano.....RF		Terry Kennedy.....C	
Dave Edwards.....RF		Terry Kennedy.....C		Ruppert Jones.....CF		Carmelo Martinez.....LF	
Terry Kennedy.....C		Luis Salazar.....3B		Garry Templeton.....SS		Kevin McReynolds.....CF	
Juan Bonilla.....2B		Broderick Perkins.....1B		Luis Salazar.....3B		Garry Templeton.....SS	
John Curtis.....LHP		Juan Eichelberger.....RHP		Tim Lollar.....LHP		Eric Show.....RHP	
April 9, 1985		April 7, 1986		April 6, 1987		April 5, 1988	
SAN DIEGO	3	SAN DIEGO	1	SAN DIEGO	3	SAN DIEGO	3
SAN FRANCISCO	4	LOS ANGELES	2	SAN FRANCISCO	4	HOUSTON	6
Attendance-52,714		Attendance-49,444		Attendance-52,020 (12 inn.)		Attendance-39,906	
Jerry Davis.....LF		Bip Roberts.....2B		Marvell Wynne.....CF		Stan Jefferson.....CF	
Mario Ramirez.....2B		Tony Gwynn.....RF		Garry Templeton.....SS		Tony Gwynn.....RF	
Tony Gwynn.....RF		Kevin McReynolds.....CF		Tony Gwynn.....RF		Keith Moreland.....LF	
Steve Garvey.....1B		Steve Garvey.....1B		Carmelo Martinez.....LF		John Kruk.....1B	
Kevin McReynolds.....CF		Carmelo Martinez.....LF		Kevin Mitchell.....3B		Randy Ready.....2B	
Terry Kennedy.....C		Garry Templeton.....SS		Steve Garvey.....1B		Benito Santiago.....C	
Jerry Royster.....3B		Terry Kennedy.....C		Benito Santiago.....C		Chris Brown.....3B	
Garry Templeton.....SS		Jerry Royster.....3B		Joey Cora.....2B		Garry Templeton.....SS	
LaMarr Hoyt.....RHP		Eric Show.....RHP		Eric Show.....RHP		Ed Whitson.....RHP	

HISTORY & RECORDS

OPENING DAY HISTORY

April 3, 1989

SAN FRANCISCO	5
SAN DIEGO	3
Attendance-52,763	
Roberto Alomar.....	2B
Tim Flannery.....	3B
Tony Gwynn.....	CF
Jack Clark.....	1B
Carmelo Martinez.....	LF
John Kruk.....	RF
Benito Santiago.....	C
Garry Templeton.....	SS
Eric Show.....	RHP

April 6, 1993

SAN DIEGO	4
PITTSBURGH	9
Attendance-44,103	
Tony Gwynn.....	RF
Jeff Gardner.....	2B
Gary Sheffield.....	3B
Fred McGriff.....	1B
Phil Plantier.....	LF
Derek Bell.....	CF
Dan Walters.....	C
Craig Shipley.....	SS
Andy Benes.....	RHP

April 1, 1997

NEW YORK	5
SAN DIEGO	12
Attendance-43,005	
Quilvio Veras.....	2B
Tony Gwynn.....	RF
Steve Finley.....	CF
Ken Caminiti.....	3B
Greg Vaughn.....	LF
Wally Joyner.....	1B
John Flaherty.....	C
Chris Gomez.....	SS
Joey Hamilton.....	RHP

April 2, 2001

SAN DIEGO	2
SAN FRANCISCO	3
Attendance-40,930	
Damian Jackson.....	2B
Mark Kotsay.....	CF
Mike Darr.....	LF
Ryan Klesko.....	1B
Phil Nevin.....	3B
Tony Gwynn.....	RF
Mike Darr.....	LF
Wiki Gonzalez.....	C
Chris Gomez.....	SS
Woody Williams.....	RHP

April 9, 1990

SAN DIEGO	2
LOS ANGELES	4
Attendance-48,686	
Bip Roberts.....	3B
Roberto Alomar.....	2B
Tony Gwynn.....	RF
Jack Clark.....	1B
Joe Carter.....	CF
Fred Lynn.....	LF
Benito Santiago.....	C
Garry Templeton.....	SS
Bruce Hurst.....	LHP

April 4, 1994

ATLANTA	4
SAN DIEGO	1
Attendance-42,251	
Bip Roberts.....	2B
Ricky Gutierrez.....	SS
Tony Gwynn.....	RF
Phil Plantier.....	LF
Derek Bell.....	CF
Archi Cianfrocco.....	3B
Dave Staton.....	1B
Brad Ausmus.....	C
Andy Benes.....	RHP

March 31, 1998

SAN DIEGO	10
CINCINNATI	2
Attendance-54,578	
Quilvio Veras.....	2B
Steve Finley.....	CF
Tony Gwynn.....	RF
Ken Caminiti.....	3B
Greg Vaughn.....	LF
Wally Joyner.....	1B
Carlos Hernandez.....	C
Chris Gomez.....	SS
Kevin Brown.....	RHP

April 1, 2002

SAN DIEGO	0
ARIZONA	2
Attendance-47,025	
D'Angelo Jimenez.....	2B
Mark Kotsay.....	CF
Ron Gant.....	LF
Phil Nevin.....	1B
Bubba Trammell.....	RF
Deivi Cruz.....	SS
Wiki Gonzalez.....	C
Ramon Vazquez.....	3B
Kevin Jarvis.....	RHP

April 9, 1991

SAN FRANCISCO	4
SAN DIEGO	7
Attendance-48,089	
Bip Roberts.....	2B
Tony Fernandez.....	SS
Tony Gwynn.....	RF
Fred McGriff.....	1B
Benito Santiago.....	C
Jack Clark.....	LF
Jim Presley.....	3B
Shawn Abner.....	CF
Ed Whitson.....	RHP

April 26, 1995

HOUSTON	10
SAN DIEGO	2
Attendance-38,124	
Bip Roberts.....	LF
Steve Finley.....	CF
Tony Gwynn.....	RF
Eddie Williams.....	1B
Ken Caminiti.....	3B
Andujar Cedeno.....	SS
Jody Reed.....	2B
Brad Ausmus.....	C
Andy Benes.....	RHP

April 4, 1999-Monterrey, Mex

COLORADO	8
SAN DIEGO	2
Attendance-27,104	
Quilvio Veras.....	2B
Reggie Sanders.....	LF
Tony Gwynn.....	RF
Wally Joyner.....	1B
Greg Myers.....	C
George Arias.....	3B
Ruben Rivera.....	CF
Chris Gomez.....	SS
Andy Ashby.....	RHP

March 31, 2003

SAN FRANCISCO	5
SAN DIEGO	2
Attendance-61,707	
Mark Loretta.....	2B
Mark Kotsay.....	CF
Rondell White.....	LF
Ryan Klesko.....	1B
Xavier Nady.....	RF
Sean Burroughs.....	3B
Gary Bennett.....	C
Ramon Vazquez.....	SS
Brian Lawrence.....	RHP

April 6, 1992

SAN DIEGO	4
CINCINNATI	3
Attendance-55,356	
Tony Fernandez.....	SS
Tony Gwynn.....	RF
Gary Sheffield.....	3B
Fred McGriff.....	1B
Benito Santiago.....	C
Jerald Clark.....	LF
Darrin Jackson.....	CF
Kurt Stillwell.....	2B
Bruce Hurst.....	LHP

April 1, 1996

SAN DIEGO	4
CHICAGO	5
Attendance-38,734 (10 inn.)	
Rickey Henderson.....	LF
Steve Finley.....	CF
Tony Gwynn.....	RF
Ken Caminiti.....	3B
Wally Joyner.....	1B
Brad Ausmus.....	C
Andujar Cedeno.....	SS
Jody Reed.....	2B
Andy Ashby.....	RHP

April 3, 2000

SAN DIEGO	1
NEW YORK	2
Attendance-52,308	
Al Martin.....	LF
Damian Jackson.....	SS
Tony Gwynn.....	RF
Phil Nevin.....	3B
Ryan Klesko.....	1B
Bret Boone.....	2B
Ruben Rivera.....	CF
Carlos Hernandez.....	C
Sterling Hitchcock.....	LHP

April 5, 2004

SAN DIEGO	8
LOS ANGELES	2
Attendance-53,850	
Sean Burroughs.....	3B
Mark Loretta.....	2B
Brian Giles.....	RF
Phil Nevin.....	1B
Ryan Klesko.....	LF
Jay Payton.....	CF
Ramon Hernandez.....	C
Khalil Greene.....	SS
Brian Lawrence.....	RHP

OPENING DAY HISTORY

April 4, 2005		April 3, 2006		April 3, 2007		March 31, 2008	
SAN DIEGO	10	SAN FRANCISCO	1	SAN DIEGO	7	HOUSTON	0
COLORADO	12	SAN DIEGO	6	SAN FRANCISCO	0	SAN DIEGO	4
Attendance-47,661		Attendance-43,767		Attendance-42,773		Attendance-44,965	
Khalil Greene.....SS		Dave Roberts.....CF		Marcus Giles.....2B		Brian Giles.....RF	
Mark Loretta.....2B		Eric Young.....LF		Brian Giles.....RF		Tadahito Iguchi.....2B	
Brian Giles.....RF		Brian Giles.....RF		Mike Cameron.....CF		Kevin Kouzmanoff.....3B	
Phil Nevin.....1B		Mike Piazza.....C		Adrian Gonzalez.....1B		Adrian Gonzalez.....1B	
Ryan Klesko.....LF		Adrian Gonzalez.....1B		Josh Bard.....C		Scott Hairston.....CF	
Ramon Hernandez.....C		Khalil Greene.....SS		Khalil Greene.....SS		Khalil Greene.....SS	
Xavier Nady.....CF		Vinny Castilla.....3B		Kevin Kouzmanoff.....3B		Josh Bard.....C	
Sean Burroughs.....3B		Josh Barfield.....2B		Jose Cruz Jr.....LF		Paul McNulty.....LF	
Woody Williams.....RHP		Jake Peavy.....RHP		Jake Peavy.....RHP		Jake Peavy.....RHP	
April 6, 2009		April 5, 2010		March 31, 2011		April 5, 2012	
LOS ANGELES	4	SAN DIEGO	3	SAN DIEGO	5	LOS ANGELES	5
SAN DIEGO	1	ARIZONA	6	ST. LOUIS	3	SAN DIEGO	3
Attendance-45,496		Attendance-49,059		Attendance-46,368		Attendance-42,941	
Jody Gerut.....CF		Tony Gwynn.....CF		Will Venable.....RF		Cameron Maybin.....CF	
David Eckstein.....2B		David Eckstein.....2B		Jason Bartlett.....SS		Chris Denorfia.....RF	
Brian Giles.....RF		Adrian Gonzalez.....1B		Orlando Hudson.....2B		Chase Headley.....3B	
Adrian Gonzalez.....1B		Kyle Blanks.....LF		Brad Hawpe.....1B		Jesus Guzman.....LF	
Kevin Kouzmanoff.....3B		Chase Headley.....3B		Ryan Ludwick.....LF		Nick Hundley.....C	
Chase Headley.....LF		Will Venable.....RF		Chase Headley.....3B		Yonder Alonso.....1B	
Henry Blanco.....C		Nick Hundley.....C		Cameron Maybin.....CF		Orlando Hudson.....2B	
Luis Rodriguez.....SS		Everth Cabrera.....SS		Nick Hundley.....C		Jason Bartlett.....SS	
Jake Peavy.....RHP		Jon Garland.....RHP		Tim Stauffer.....RHP		Edinson Volquez.....RHP	



Fans enjoy Petco Park during its inaugural season in 2004

HISTORY & RECORDS

OPENING DAY HISTORY

The Padres are 20-24 on Opening Day; 12-9 in season openers played in San Diego, 8-14 on the road and 0-1 in season openers played at a neutral site (an 8-2 loss to the Colorado Rockies in 1999 in Monterrey, Mexico).

The Padres are 22-22 in home openers. They have opened the season at home 21 times (most recently in 2012) but only 11 times since 1985. They were 9-7 in season openers in Mission Valley at Qualcomm Stadium.

A closer look at the Padres home openers:

YEAR	OPPONENT	RESULT	ATTENDANCE
1969*	Houston	W2-1	23,370
1970*	Atlanta	W8-3	25,215
1971*	San Francisco	L0-4	34,554
1972*	Atlanta	W6-5	16,655
1973*	Los Angeles	W4-2	32,019
1974	Houston	L5-9	39,083
1975*	San Francisco	L0-2 (10)	17,670
1976*	Atlanta	W8-2	44,728
1977	San Francisco	W4-3	46,375
1978	San Francisco	L2-3	45,901
1979	Cincinnati	L2-4	44,858
1980*	San Francisco	W6-4	29,535
1981	Cincinnati	L1-7	36,391
1982*	Atlanta	L0-1	30,188
1983	San Francisco	L5-6	45,397
1984*	Pittsburgh	W5-1	44,553
1985	San Francisco	W8-3	54,490
1986	Cincinnati	W4-3 (11)	52,934
1987	San Francisco	L6-13	48,686
1988	Los Angeles	W5-3	52,395
1989*	San Francisco	L3-5	52,763
1990	Los Angeles	L0-1	54,098
1991*	San Francisco	W7-4	48,089
1992	Los Angeles	L3-6	51,280
1993	Pittsburgh	L2-4	46,192
1994*	Atlanta	L1-4	42,251
1995*	Houston	L2-10	38,124
1996	Florida	W9-2	44,470
1997*	New York (NL)	W12-5	43,005
1998	Cincinnati	W3-2 (10)	55,454
1999^	Colorado	L2-8	27,104
2000	Arizona	L4-8	60,021
2001	San Francisco	L6-11	61,277
2002	Arizona	W8-0	59,103
2003*	San Francisco	L2-5	61,707
2004+	San Francisco	W4-3 (10)	41,400
2005	Pittsburgh	W1-0 (12)	43,538
2006*	San Francisco	W6-1	43,767
2007	Colorado	L3-4	44,267
2008*	Houston	W4-0	44,965
2009*	Los Angeles (NL)	L1-4	45,496
2010	Atlanta	W17-2	42,843
2011	San Francisco	W3-1	43,146
2012*	Los Angeles (NL)	L3-5	42,941

*Home opener was season opener

^Home opener was played in Monterrey, Mexico

+Opening game at Petco Park

ROOKIE OPENING DAY STARTERS

YEAR (#)	STARTERS
1969 (1):	Rafael Robles, SS
1970 (2):	Van Kelly, 3B Jerry Morales, LF
1972 (1):	Derrel Thomas, 2B
1973 (3):	Bob Davis, C John Grubb, CF Dave Hilton, 3B
1977 (3):	Bill Almon, SS Mike Champion, 2B Gene Richards, LF
1978 (1):	Ozzie Smith, SS
1979 (1):	Barry Evans, 3B
1981 (2):	Randy Bass, 1B Juan Bonilla, 2B
1984 (1):	Carmelo Martinez, LF
1985 (1):	Jerry Davis, LF
1986 (1):	Bip Roberts, 2B
1987 (2):	Joey Cora, 2B Benito Santiago, C
1993 (1):	Jeff Gardner, 2B
1994 (1):	Dave Staton, 1B
2002 (1):	Ramon Vazquez, 3B
2003 (1):	Xavier Nady, RF
2004 (1):	Khalil Greene, SS
2006 (1):	Josh Barfield, 2B
2007 (1):	Kevin Kouzmanoff, 3B
2012 (1):	Yonder Alonso, 1B

Players in bold made their Major League debuts as Opening Day starters.



HISTORY & RECORDS

ANNUAL BATTING TOTALS

YEAR	AVG.	R	H	2B	3B	HR	RBI	SB
1969	.225	468	1203	180	42	99	431	45
1970	.246	681	1353	208	36	172	629	60
1971	.233	486	1250	184	31	96	447	70
1972	.227	488	1181	168	38	102	452	78
1973	.244	548	1330	198	26	112	516	88
1974	.229	541	1239	196	27	99	506	85
1975	.244	552	1324	215	22	78	505	85
1976	.247	570	1327	216	37	64	528	92
1977	.249	692	1397	245	49	120	652	133
1978	.252	591	1349	208	42	75	542	152
1979	.242	603	1316	193	53	93	559	100
1980	.255	591	1410	195	43	67	546	*239
1981	.256	382	963	170	35	32	350	83
1982	.257	675	1435	217	#52	81	611	165
1983	.250	653	1384	207	34	93	592	179
1984	.259	686	1425	207	42	109	629	152
1985	.255	650	1405	241	28	109	611	60
1986	.261	656	1442	239	25	136	629	96
1987	.260	668	1419	209	48	113	621	198
1988	.247	594	1325	205	35	94	566	123
1989	.251	642	1360	215	32	120	598	136
1990	.257	673	1429	243	35	123	628	138
1991	.244	636	1321	204	36	121	591	101
1992	.255	617	1396	255	30	135	576	69
1993	.252	679	1386	239	28	153	633	92
1994	.275	479	1117	200	19	92	445	79
1995	.272	668	1345	231	20	116	618	124
1996	.265	771	1499	285	24	147	718	109
1997	.271	795	1519	275	16	152	761	140
1998	.253	749	1390	292	30	167	715	79
1999	.252	710	1360	256	22	153	671	*174
2000	.254	752	1413	279	37	157	714	131
2001	.252	789	1379	273	26	161	753	129
2002	.253	662	1393	243	29	136	627	71
2003	.261	678	1442	257	32	128	641	76
2004	.273	768	1521	304	32	159	722	52
2005	.257	684	1416	269	39	130	655	99
2006	.263	731	1465	298	38	161	698	123
2007	.251	741	1408	322	31	171	704	55
2008	.250	637	1390	264	27	154	615	36
2009	.242	638	1315	265	31	141	605	82
2010	.246	665	1338	236	24	132	630	124
2011	.237	593	1284	247	42	91	563	*170
2012	.247	651	1339	272	43	121	610	155

Blue Indicates Club Record

* Led League

Tied for League Lead

HISTORY & RECORDS

ANNUAL PITCHING TOTALS

YEAR	W	L	ERA	CG	SV	SHO	H	R	ER	HR	BB	SO
1969	52	110	4.24	16	25	9	1454	746	670	113	592	764
1970	63	99	4.36	24	32	9	1483	788	697	149	611	886
1971	61	100	3.22	47	17	10	1351	610	515	93	559	923
1972	58	95	3.78	39	19	17	1350	665	589	121	618	960
1973	60	102	4.16	34	23	10	1461	770	661	157	548	<u>845</u>
1974	60	102	4.58	25	19	7	1536	830	736	124	715	855
1975	71	91	3.48	40	20	12	1494	683	566	99	521	713
1976	73	89	3.65	47	18	11	1368	662	581	87	543	652
1977	69	93	4.43	6	44	5	1556	834	722	160	673	827
1978	84	78	3.28	21	*55	10	1385	598	522	74	483	744
1979	68	93	3.69	29	25	7	1438	681	596	108	513	779
1980	73	89	3.65	19	39	9	1474	654	595	97	536	728
1981	41	69	3.72	9	23	6	1013	455	414	64	414	492
1982	81	81	3.52	20	41	11	1348	658	578	139	502	765
1983	81	81	3.62	23	44	5	1389	653	590	144	528	<u>850</u>
1984	92	70	3.48	13	44	*17	1327	634	565	122	563	812
1985	83	79	3.40	26	44	19	1399	622	549	127	*443	727
1986	74	88	3.99	13	32	7	1406	723	640	150	607	934
1987	65	97	4.27	14	33	10	1402	763	680	175	602	897
1988	83	78	3.28	30	39	9	1332	583	528	112	439	<u>885</u>
1989	89	73	3.38	21	52	11	1359	626	547	133	481	933
1990	75	87	3.68	21	35	12	1437	673	597	147	507	928
1991	84	78	3.57	14	47	11	1385	646	577	139	457	921
1992	82	80	3.56	9	46	11	1444	636	578	111	439	971
1993	61	<u>101</u>	4.23	8	32	6	1470	772	675	148	558	<u>957</u>
1994	47	70	4.08	8	27	6	1008	531	474	99	393	862
1995	70	74	4.13	6	35	10	1242	672	590	142	512	1047
1996	91	71	3.72	5	47	11	1395	682	616	147	506	1194
1997	76	86	4.98	5	43	0	1581	891	802	172	596	1059
1998	98	64	3.63	14	*59	11	1384	635	587	139	501	1217
1999	74	88	4.47	5	43	6	1454	781	705	193	529	1078
2000	76	86	4.52	5	46	5	1443	815	733	191	649	1071
2001	79	83	4.52	5	46	1	1519	812	724	219	476	1088
2002	66	96	4.62	5	40	2	1522	815	737	177	582	1108
2003	64	98	4.87	2	31	10	1458	831	774	208	611	<u>1091</u>
2004	87	75	4.03	3	44	8	1460	705	645	184	422	1079
2005	82	80	4.13	4	45	8	1452	726	668	146	503	1133
2006	88	74	*3.87	4	*50	11	1385	*679	*629	176	468	1097
2007	89	74	*3.70	1	45	*20	1406	*666	*611	119	*474	1136
2008	63	99	4.41	3	30	6	1466	764	714	165	561	1100
2009	75	87	4.37	2	45	9	1422	769	704	167	603	1187
2010	90	72	3.39	2	49	20	1305	*581	549	139	517	1295
2011	71	91	3.42	0	44	10	1324	611	551	125	521	1139
2012	76	86	4.01	4	43	11	1356	710	640	162	539	1205

Blue Indicates Club Best

* Led League

Tied for League Lead

LATE NIGHT IN PHILADELPHIA

The Padres made Major League history on July 2, 1993 in Philadelphia with a two-night doubleheader that concluded at 4:40 a.m. the following morning. The start of the first game, scheduled for 4:35 p.m., was delayed by one hour and 10 minutes by rain. During the game, there were two more delays that totaled four hours and 44 minutes before play was resumed just before midnight. After five hours and 54 minutes of rain delays and a game time of 2:34, Game 1, a 5-2 Padres win, concluded at 1:03 a.m. Game 2 started at 1:28 a.m. and went 10 innings before the Phillies won 6-5. The game-winning run crossed the plate at 4:40 a.m. It is the latest a Major League game has ever ended. The previous mark was 3:55 a.m. when the Mets and Braves played into the wee hours on July 4-5, 1985.



HISTORY & RECORDS

ANNUAL BATTING LEADERS

BATTING AVERAGE

1969	Ollie Brown264
1970	Clarence Gaston.....	.318
1971	Ollie Brown273
1972	Clarence Gaston.....	.269
1973	Dave Roberts.....	.286
1974	John Grubb.....	.286
1975	Tito Fuentes.....	.280
1976	Mike Ivie.....	.291
1977	George Hendrick311
1978	Dave Winfield308
1979	Dave Winfield308
1980	Gene Richards.....	.301
1981	Luis Salazar.....	.303
1982	Terry Kennedy295
1983	Terry Kennedy284
1984	Tony Gwynn.....	*.351
1985	Tony Gwynn.....	.317
1986	Tony Gwynn.....	.329
1987	Tony Gwynn.....	*.370
1988	Tony Gwynn.....	*.313
1989	Tony Gwynn.....	*.336
1990	Gwynn & Roberts309
1991	Tony Gwynn.....	.317
1992	Gary Sheffield.....	*.330
1993	Tony Gwynn.....	.358
1994	Tony Gwynn.....	*.394
1995	Tony Gwynn.....	*.368
1996	Tony Gwynn.....	*.353
1997	Tony Gwynn	*.372
1998	Tony Gwynn.....	.321
1999	Tony Gwynn.....	.339
2000	Phil Nevin303
2001	Phil Nevin306
2002	Ryan Klesko300
2003	Mark Loretta314
2004	Mark Loretta335
2005	Brian Giles.....	.301
2006	Adrian Gonzalez.....	.304
2007	Adrian Gonzalez.....	.282
2008	Brian Giles.....	.306
2009	Adrian Gonzalez.....	.277
2010	Adrian Gonzalez.....	.298
2011	Cameron Maybin.....	.264
2012	Chase Headley.....	.286

HITS

1969	Ollie Brown	150
1970	Clarence Gaston.....	186
1971	Nate Colbert.....	149
1972	Nate Colbert.....	141
1973	Colbert & Kendall	143
1974	Dave Winfield.....	132
1975	Tito Fuentes.....	158
1976	Dave Winfield.....	139
1977	Dave Winfield.....	169
1978	Dave Winfield.....	181
1979	Dave Winfield.....	184
1980	Gene Richards.....	193
1981	Luis Salazar.....	121
1982	Terry Kennedy.....	166
1983	Terry Kennedy.....	156
1984	Tony Gwynn.....	*213
1985	Tony Gwynn.....	197
1986	Tony Gwynn.....	*211
1987	Tony Gwynn.....	*218
1988	Tony Gwynn.....	163
1989	Tony Gwynn.....	*203
1990	Tony Gwynn.....	177
1991	Tony Gwynn.....	168
1992	Gary Sheffield.....	184
1993	Tony Gwynn.....	175
1994	Tony Gwynn.....	*165
1995	Tony Gwynn.....	#197
1996	Steve Finley.....	195
1997	Tony Gwynn	*220
1998	Greg Vaughn.....	156
1999	Tony Gwynn.....	139
2000	Eric Owens.....	171
2001	Phil Nevin.....	167
2002	Mark Kotsay.....	169
2003	Mark Loretta.....	185
2004	Mark Loretta.....	208
2005	Brian Giles.....	164
2006	Adrian Gonzalez.....	173
2007	Adrian Gonzalez.....	182
2008	Adrian Gonzalez.....	172
2009	Adrian Gonzalez.....	153
2010	Adrian Gonzalez.....	176
2011	Bartlett & Maybin.....	136
2012	Chase Headley.....	173

HOME RUNS

1969	Nate Colbert	24
1970	Nate Colbert	38
1971	Nate Colbert	27
1972	Nate Colbert	38
1973	Nate Colbert	22
1974	Willie McCovey.....	22
1975	Willie McCovey.....	23
1976	Dave Winfield.....	13
1977	Dave Winfield.....	25
1978	Dave Winfield.....	24
1979	Dave Winfield.....	34
1980	Dave Winfield.....	20
1981	Jim Lefebvre.....	8
1982	Terry Kennedy.....	21
1983	Terry Kennedy.....	17
1984	McReynolds & Nettles	20
1985	Carmelo Martinez.....	21
1986	Kevin McReynolds.....	26
1987	John Kruk.....	20
1988	Carmelo Martinez.....	18
1989	Jack Clark.....	26
1990	Jack Clark.....	25
1991	Fred McGriff.....	31
1992	Fred McGriff.....	*35
1993	Phil Plantier.....	34
1994	Phil Plantier.....	18
1995	Ken Caminiti.....	26
1996	Ken Caminiti.....	40
1997	Steve Finley.....	28
1998	Greg Vaughn	50
1999	Reggie Sanders.....	26
2000	Phil Nevin.....	31
2001	Phil Nevin.....	41
2002	Ryan Klesko.....	29
2003	Ryan Klesko.....	21
2004	Phil Nevin.....	26
2005	Ryan Klesko.....	18
2006	Adrian Gonzalez.....	24
2007	Adrian Gonzalez.....	30
2008	Adrian Gonzalez.....	36
2009	Adrian Gonzalez.....	40
2010	Adrian Gonzalez.....	31
2011	Ryan Ludwick.....	11
2012	Chase Headley.....	31

Blue Indicates Club Record

* Led League

Tied for League Lead



Tony Gwynn led the Padres in batting 15 times including a .329 average in 1986

HISTORY & RECORDS

ANNUAL BATTING LEADERS

DOUBLES

1969	Al Ferrara.....	22
1970	Ollie Brown.....	34
1971	Nate Colbert.....	25
1972	Nate Colbert.....	27
1973	Nate Colbert.....	25
1974	Derrel Thomas.....	24
1975	John Grubb.....	36
1976	Dave Winfield.....	26
1977	Ivie & Winfield.....	29
1978	Dave Winfield.....	30
1979	Dave Winfield.....	29
1980	Gene Richards.....	26
1981	Ruppert Jones.....	34
1982	Terry Kennedy.....	42
1983	Terry Kennedy.....	27
1984	Carmelo Martinez.....	28
1985	Steve Garvey.....	34
1986	Tony Gwynn.....	33
1987	Tony Gwynn.....	36
1988	Roberto Alomar.....	24
1989	Alomar & Gwynn.....	27
1990	Bip Roberts.....	36
1991	Fernandez & Gwynn.....	27
1992	Gary Sheffield.....	34
1993	Tony Gwynn.....	41
1994	Tony Gwynn.....	35
1995	Caminiti & Gwynn.....	33
1996	Steve Finley.....	45
1997	Tony Gwynn.....	49
1998	Steve Finley.....	40
1999	Gwynn & Nevin.....	27
2000	Phil Nevin.....	34
2001	Phil Nevin.....	41
2002	Ryan Klesko.....	39
2003	Kotsay & Loretta.....	28
2004	Brian Giles.....	33
2005	Brian Giles.....	38
2006	Adrian Gonzalez.....	38
2007	Adrian Gonzalez.....	46
2008	Brian Giles.....	40
2009	Headley & Kouzmanoff.....	31
2010	Adrian Gonzalez.....	33
2011	Chase Headley.....	28
2012	Yonder Alonso.....	39

TRIPLES

1969	Nate Colbert.....	9
1970	Clarence Gaston.....	9
1971	Clarence Gaston.....	9
1972	Lee & Morales.....	7
1973	Clarence Gaston.....	4
1974	Derrel Thomas.....	6
1975	Bobby Tolan.....	4
1976	Willie Davis.....	10
1977	Almon & Richards.....	11
1978	Gene Richards.....	*12
1979	Dave Winfield.....	10
1980	Gene Richards.....	8
1981	Gene Richards.....	12
1982	Richards & Templeton.....	8
1983	Juan Bonilla.....	4
1984	Tony Gwynn.....	10
1985	Steve Garvey.....	6
1986	Tony Gwynn.....	7
1987	Tony Gwynn.....	13
1988	Garry Templeton.....	7
1989	Bip Roberts.....	8
1990	Tony Gwynn.....	10
1991	Tony Gwynn.....	11
1992	Jerald Clark.....	6
1993	Jeff Gardner.....	7
1994	Bip Roberts.....	5
1995	Steve Finley.....	8
1996	Steve Finley.....	9
1997	Steve Finley.....	5
1998	Steve Finley.....	6
1999	Eric Owens.....	3
2000	Eric Owens.....	7
2001	Jackson & Klesko.....	6
2002	Mark Kotsay.....	7
2003	Sean Burroughs.....	6
2004	Brian Giles.....	7
2005	Dave Roberts.....	10
2006	Dave Roberts.....	13
2007	Mike Cameron.....	6
2008	Gerut, Giles & Kouzmanoff.....	4
2009	Everth Cabrera.....	8
2010	Will Venable.....	7
2011	Cameron Maybin.....	8
2012	Will Venable.....	8

RUNS BATTED IN

1969	Nate Colbert.....	66
1970	Clarence Gaston.....	93
1971	Nate Colbert.....	84
1972	Nate Colbert.....	111
1973	Nate Colbert.....	80
1974	Dave Winfield.....	75
1975	Dave Winfield.....	76
1976	Mike Ivie.....	70
1977	Dave Winfield.....	92
1978	Dave Winfield.....	97
1979	Dave Winfield.....	*118
1980	Dave Winfield.....	87
1981	Gene Richards.....	42
1982	Terry Kennedy.....	97
1983	Terry Kennedy.....	98
1984	Steve Garvey.....	86
1985	Steve Garvey.....	81
1986	Kevin McReynolds.....	96
1987	John Kruk.....	91
1988	Tony Gwynn.....	70
1989	Jack Clark.....	94
1990	Joe Carter.....	115
1991	Fred McGriff.....	106
1992	Fred McGriff.....	104
1993	Phil Plantier.....	100
1994	Tony Gwynn.....	64
1995	Ken Caminiti.....	94
1996	Ken Caminiti.....	130
1997	Tony Gwynn.....	119
1998	Greg Vaughn.....	119
1999	Phil Nevin.....	85
2000	Phil Nevin.....	107
2001	Phil Nevin.....	126
2002	Ryan Klesko.....	95
2003	Mark Loretta.....	72
2004	Phil Nevin.....	105
2005	Brian Giles.....	83
2006	Cameron & Giles.....	83
2007	Adrian Gonzalez.....	100
2008	Adrian Gonzalez.....	119
2009	Adrian Gonzalez.....	99
2010	Adrian Gonzalez.....	101
2011	Ryan Ludwick.....	64
2012	Chase Headley.....	*115

Blue Indicates Club Record

* Led League

Tied for League Lead



Ken Caminiti drove in a franchise-record 130 RBI en route to earning National League MVP honors in 1996

ANNUAL BATTING LEADERS

EXTRA-BASE HITS		RUNS		STOLEN BASES	
1969	Nate Colbert53	1969	Ollie Brown76	1969	Jose Arcia14
1970	Nate Colbert61	1970	Clarence Gaston.....92	1970	Dave Campbell18
1971	Nate Colbert55	1971	Nate Colbert81	1971	Enzo Hernandez.....21
1972	Nate Colbert67	1972	Nate Colbert87	1972	Enzo Hernandez.....24
1973	Nate Colbert49	1973	Nate Colbert73	1973	Hernandez & Thomas.....15
1974	McCovey & Winfield42	1974	Dave Winfield57	1974	Enzo Hernandez.....37
1975	John Grubb42	1975	Dave Winfield74	1975	Dave Winfield23
1976	Dave Winfield43	1976	Dave Winfield81	1976	Dave Winfield26
1977	Dave Winfield61	1977	Dave Winfield104	1977	Gene Richards.....56
1978	Dave Winfield59	1978	Gene Richards.....90	1978	Ozzie Smith40
1979	Dave Winfield71	1979	Dave Winfield97	1979	Ozzie Smith28
1980	Dave Winfield51	1980	Gene Richards.....91	1980	Gene Richards.....61
1981	Ruppert Jones39	1981	Jones & Smith53	1981	Ozzie Smith22
1982	Terry Kennedy64	1982	Garry Templeton.....76	1982	Alan Wiggins.....33
1983	Terry Kennedy45	1983	Alan Wiggins.....83	1983	Alan Wiggins.....66
1984	Kevin McReynolds.....52	1984	Alan Wiggins.....106	1984	Alan Wiggins.....70
1985	Steve Garvey.....57	1985	Tony Gwynn.....90	1985	Garry Templeton16
1986	Kevin McReynolds.....63	1986	Tony Gwynn.....#107	1986	Tony Gwynn.....37
1987	Tony Gwynn.....56	1987	Tony Gwynn.....119	1987	Tony Gwynn.....56
1988	Roberto Alomar.....39	1988	Roberto Alomar.....84	1988	Tony Gwynn.....26
1989	Jack Clark.....46	1989	Alomar & Gwynn.....82	1989	Roberto Alomar.....42
1990	Joe Carter.....52	1990	Bip Roberts.....104	1990	Bip Roberts.....46
1991	Fred McGriff.....51	1991	Fred McGriff.....84	1991	Bip Roberts.....26
1992	Gary Sheffield.....70	1992	Gary Sheffield.....87	1992	Tony Fernandez.....20
1993	Fred McGriff.....68	1993	Ricky Gutierrez.....76	1993	Derek Bell.....26
1994	Tony Gwynn.....48	1994	Tony Gwynn.....79	1994	Derek Bell.....24
1995	Ken Caminiti59	1995	Steve Finley.....104	1995	Steve Finley.....36
1996	Steve Finley.....84	1996	Steve Finley.....126	1996	Rickey Henderson37
1997	Tony Gwynn.....68	1997	Steve Finley.....101	1997	Quilvio Veras33
1998	Greg Vaughn82	1998	Greg Vaughn112	1998	Quilvio Veras24
1999	Reggie Sanders.....57	1999	Quilvio Veras95	1999	Reggie Sanders.....36
2000	Phil Nevin66	2000	Ryan Klesko88	2000	Eric Owens29
2001	Phil Nevin72	2001	Ryan Klesko105	2001	Rickey Henderson25
2002	Ryan Klesko69	2002	Ryan Klesko90	2002	Mark Kotsay.....11
2003	Mark Loretta45	2003	Mark Loretta74	2003	Gary Matthews Jr12
2004	Mark Loretta65	2004	Mark Loretta108	2004	Kerry Robinson.....11
2005	Brian Giles61	2005	Brian Giles92	2005	Dave Roberts.....23
2006	Mike Cameron65	2006	Mike Cameron88	2006	Dave Roberts.....49
2007	Adrian Gonzalez.....79	2007	Adrian Gonzalez.....101	2007	Mike Cameron.....18
2008	Adrian Gonzalez.....69	2008	Adrian Gonzalez.....103	2008	Tadahito Iguchi.....8
2009	Adrian Gonzalez.....69	2009	Adrian Gonzalez.....90	2009	Everth Cabrera.....25
2010	Adrian Gonzalez.....64	2010	Adrian Gonzalez.....87	2010	Will Venable.....29
2011	Cameron Maybin.....41	2011	Cameron Maybin.....82	2011	Cameron Maybin.....40
2012	Chase Headley.....64	2012	Chase Headley.....95	2012	Everth Cabrera.....*44

Blue indicates Padres single-season record

* Led League

Tied for League Lead



Adrian Gonzalez led the club in runs, hits, home runs and RBI in 2008, 2009 and 2010

HISTORY & RECORDS

ANNUAL PITCHING LEADERS

WINS

1969	Niekro & Santorini.....	8
1970	Pat Dobson.....	12
1971	Clay Kirby.....	15
1972	Clay Kirby.....	12
1973	Steve Arlin.....	11
1974	Freisleben, Greif, Hardy & Spillner.....	9
1975	Randy Jones.....	20
1976	Randy Jones.....	*22
1977	Bob Shirley.....	12
1978	Gaylord Perry.....	21
1979	Gaylord Perry.....	12
1980	Shirley & Fingers.....	11
1981	Juan Eichelberger.....	8
1982	Tim Lollar.....	16
1983	Eric Show.....	15
1984	Eric Show.....	15
1985	Andy Hawkins.....	18
1986	Hawkins & McCullers.....	10
1987	Ed Whitson.....	10
1988	Eric Show.....	16
1989	Ed Whitson.....	16
1990	Ed Whitson.....	14
1991	Benes & Hurst.....	15
1992	Bruce Hurst.....	14
1993	Andy Benes.....	15
1994	Joey Hamilton.....	9
1995	Andy Ashby.....	12
1996	Joey Hamilton.....	15
1997	Joey Hamilton.....	12
1998	Kevin Brown.....	18
1999	Andy Ashby.....	14
2000	Matt Clement.....	13
2001	Kevin Jarvis.....	12
2002	Brian Lawrence.....	12
2003	Jake Peavy.....	12
2004	Lawrence & Peavy.....	15
2005	Jake Peavy.....	13
2006	Woody Williams.....	12
2007	Jake Peavy.....	*19
2008	Jake Peavy.....	10
2009	Kevin Correia.....	12
2010	Garland, Latos & Richard..	14
2011	Aaron Harang.....	14
2012	Clayton Richard.....	14

EARNED RUN AVERAGE

1969	Joe Niekro.....	3.70
1970	Danny Coombs.....	3.30
1971	Dave Roberts.....	2.10
1972	Clay Kirby.....	3.13
1973	Bill Greif.....	3.21
1974	Dave Freisleben.....	3.65
1975	Randy Jones.....	*2.24
1976	Randy Jones.....	2.74
1977	Bob Shirley.....	3.70
1978	Gaylord Perry.....	2.72
1979	Gaylord Perry.....	3.05
1980	John Curtis.....	3.51
1981	Juan Eichelberger.....	3.51
1982	Tim Lollar.....	3.13
1983	Dave Dravecky.....	3.58
1984	Mark Thurmond.....	2.97
1985	Dave Dravecky.....	2.93
1986	Dave Dravecky.....	3.07
1987	Eric Show.....	3.84
1988	Eric Show.....	3.26
1989	Ed Whitson.....	2.66
1990	Ed Whitson.....	2.60
1991	Andy Benes.....	3.03
1992	Andy Benes.....	3.35
1993	Andy Benes.....	3.35
1994	Joey Hamilton.....	2.98
1995	Andy Ashby.....	2.94
1996	Fernando Valenzuela.....	3.62
1997	Andy Ashby.....	4.13
1998	Kevin Brown.....	2.38
1999	Andy Ashby.....	3.80
2000	Woody Williams.....	3.75
2001	Kevin Jarvis.....	4.79
2002	Brian Lawrence.....	3.69
2003	Adam Eaton.....	4.08
2004	Jake Peavy.....	*2.27
2005	Jake Peavy.....	2.88
2006	Chris Young.....	3.46
2007	Jake Peavy.....	*2.54
2008	Jake Peavy.....	2.85
2009	Kevin Correia.....	3.91
2010	Mat Latos.....	2.92
2011	Mat Latos.....	3.47
2012	Clayton Richard.....	3.99

STRIKEOUTS

1969	Clay Kirby.....	113
1970	Pat Dobson.....	185
1971	Clay Kirby.....	231
1972	Clay Kirby.....	175
1973	Clay Kirby.....	129
1974	Bill Greif.....	137
1975	Dan Spillner.....	104
1976	Brent Storm.....	103
1977	Bob Shirley.....	146
1978	Gaylord Perry.....	154
1979	Gaylord Perry.....	140
1980	Steve Mura.....	107
1981	Juan Eichelberger.....	81
1982	Tim Lollar.....	150
1983	Tim Lollar.....	135
1984	Tim Lollar.....	131
1985	Eric Show.....	141
1986	Andy Hawkins.....	117
1987	Ed Whitson.....	135
1988	Eric Show.....	144
1989	Bruce Hurst.....	179
1990	Bruce Hurst.....	162
1991	Andy Benes.....	167
1992	Andy Benes.....	169
1993	Andy Benes.....	179
1994	Andy Benes.....	*189
1995	Andy Ashby.....	150
1996	Joey Hamilton.....	184
1997	Andy Ashby.....	144
1998	Kevin Brown.....	257
1999	Sterling Hitchcock.....	194
2000	Matt Clement.....	170
2001	Kevin Jarvis.....	133
2002	Brian Lawrence.....	149
2003	Jake Peavy.....	156
2004	Jake Peavy.....	173
2005	Jake Peavy.....	*216
2006	Jake Peavy.....	215
2007	Jake Peavy.....	*240
2008	Jake Peavy.....	166
2009	Kevin Correia.....	142
2010	Mat Latos.....	189
2011	Mat Latos.....	185
2012	Edinson Volquez.....	174

Blue indicates Club Record

* Led League

Tied for League Lead



Kevin Brown struck out a franchise-best 257 batters in 1998



HISTORY & RECORDS

ANNUAL PITCHING LEADERS

INNINGS PITCHED

1969	Clay Kirby.....	215.2
1970	Pat Dobson.....	215.0
1971	Dave Roberts.....	269.2
1972	Steve Arlin.....	250.0
1973	Bill Greif.....	199.1
1974	Bill Greif.....	226.0
1975	Randy Jones.....	285.0
1976	Randy Jones.....	*315.1
1977	Bob Shirley.....	214.0
1978	Gaylord Perry.....	260.2
1979	Randy Jones.....	263.0
1980	John Curtis.....	187.0
1981	Juan Eichelberger.....	141.1
1982	Tim Lollar.....	232.2
1983	Eric Show.....	200.2
1984	Eric Show.....	206.2
1985	Eric Show.....	233.0
1986	Andy Hawkins.....	209.1
1987	Eric Show.....	206.1
1988	Eric Show.....	234.2
1989	Bruce Hurst.....	244.2
1990	Ed Whitson.....	228.2
1991	Andy Benes.....	223.0
1992	Andy Benes.....	231.1
1993	Andy Benes.....	230.2
1994	Andy Benes.....	172.1
1995	Joey Hamilton.....	204.1
1996	Joey Hamilton.....	211.2
1997	Andy Ashby.....	200.2
1998	Kevin Brown.....	257.0
1999	Woody Williams.....	208.1
2000	Matt Clement.....	205.0
2001	Bobby Jones.....	195.0
2002	Brian Lawrence.....	210.0
2003	Brian Lawrence.....	210.2
2004	Brian Lawrence.....	203.0
2005	Jake Peavy.....	203.0
2006	Jake Peavy.....	202.1
2007	Jake Peavy.....	223.1
2008	Jake Peavy.....	173.2
2009	Kevin Correia.....	198.0
2010	Clayton Richard.....	201.2
2011	Mat Latos.....	194.1
2012	Clayton Richard.....	218.2

COMPLETE GAMES

1969	Joe Niekro.....	8
1970	Pat Dobson.....	8
1971	Dave Roberts.....	14
1972	Steve Arlin.....	12
1973	Bill Greif.....	9
1974	Bill Greif.....	7
1975	Randy Jones.....	18
1976	Randy Jones.....	*25
1977	Bob Owchinko.....	3
1978	Randy Jones.....	7
1979	Gaylord Perry.....	10
1980	John Curtis.....	6
1981	Chris Welsh.....	4
1982	Juan Eichelberger.....	8
1983	Dave Dravecky.....	9
1984	Dravecky, Lollar, Show.....	3
1985	LaMarr Hoyt.....	8
1986	Dravecky & Hawkins.....	3
1987	Eric Show.....	5
1988	Eric Show.....	13
1989	Bruce Hurst.....	10
1990	Bruce Hurst.....	9
1991	Benes & Hurst.....	4
1992	Bruce Hurst.....	6
1993	Benes & Gr. Harris.....	4
1994	Andy Ashby.....	4
1995	Ashby & Hamilton.....	2
1996	Joey Hamilton.....	3
1997	Andy Ashby.....	2
1998	Kevin Brown.....	7
1999	Andy Ashby.....	4
2000	Woody Williams.....	4
2001	Adam Eaton.....	2
2002	Brett Tomko.....	3
2003	Eaton & Lawrence.....	1
2004	Brian Lawrence.....	2
2005	Jake Peavy.....	3
2006	Jake Peavy.....	2
2007	Greg Maddux.....	1
2008	Banks, Peavy & Young.....	1
2009	Correia & Peavy.....	1
2010	Latos & Richard.....	1
2011	None.....	—
2012	Bass, Marquis, Richard.....	1

SHUTOUTS

1969	Joe Niekro.....	3
1970	David A. Roberts.....	2
1971	Steve Arlin.....	4
1972	Fred Norman.....	6
1973	Arlin & Greif.....	3
1974	Dan Spillner.....	2
1975	Randy Jones.....	6
1976	Randy Jones.....	5
1977	Bob Owchinko.....	2
1978	Jones, Perry & Rasmus.....	2
1979	Eric Rasmussen.....	3
1980	Randy Jones.....	3
1981	Chris Welsh.....	2
1982	Lollar & Show.....	2
1983	Eric Show.....	2
1984	Dravecky & Lollar.....	2
1985	LaMarr Hoyt.....	3
1986	Dravecky, Hawkins, Jones & Thurmond.....	1
1987	Eric Show.....	3
1988	Andy Hawkins.....	2
1989	Bruce Hurst.....	2
1990	Bruce Hurst.....	4
1991	Greg Harris.....	2
1992	Bruce Hurst.....	4
1993	Andy Benes.....	2
1994	Andy Benes.....	2
1995	Ashby & Hamilton.....	2
1996	Joey Hamilton.....	1
1997	None.....	—
1998	Kevin Brown.....	3
1999	Andy Ashby.....	3
2000	None.....	—
2001	Kevin Jarvis.....	1
2002	Brian Lawrence.....	2
2003	None.....	—
2004	Brian Lawrence.....	1
2005	Jake Peavy.....	3
2006	Hensley & Park.....	1
2007	None.....	—
2008	None.....	—
2009	Kevin Correia.....	1
2010	Latos & Richard.....	1
2011	None.....	—
2012	Marquis, Richard & Volquez.....	1

Blue Indicates Club Record

* Led League

Tied for League Lead



Randy Jones tossed a league-high 25 complete games in 1976 to establish a new Padres record

HISTORY & RECORDS

ANNUAL PITCHING LEADERS

SAVES		GAMES STARTED		APPEARANCES	
1969	Billy McCool.....7	1969	Clay Kirby.....35	1969	Jack Baldschun.....61
1970	Tom Dukes.....10	1970	Kirby & Dobson.....34	1970	Ron Herbel.....64
1971	Al Severinsen.....8	1971	Clay Kirby.....36	1971	Al Severinsen.....59
1972	Mike Corkins.....6	1972	Steve Arlin.....37	1972	Gary Ross.....60
1973	Mike Caldwell.....10	1973	Greif & Kirby.....31	1973	Gary Ross.....58
1974	Vicente Romo.....9	1974	Bill Greif.....35	1974	Larry Hardy.....76
1975	Frisella & Greif.....9	1975	Randy Jones.....36	1975	Dave Tomlin.....67
1976	Butch Metzger.....16	1976	Randy Jones.....40	1976	Butch Metzger.....77
1977	Rollie Fingers.....35	1977	Bob Shirley.....35	1977	Rollie Fingers.....78
1978	Rollie Fingers.....37	1978	Gaylord Perry.....37	1978	Rollie Fingers.....67
1979	Rollie Fingers.....13	1979	Randy Jones.....39	1979	Rollie Fingers.....54
1980	Rollie Fingers.....23	1980	Curtis & Wise.....27	1980	Rollie Fingers.....66
1981	Gary Lucas.....13	1981	Juan Eichelberger.....24	1981	Gary Lucas.....57
1982	Gary Lucas.....13	1982	Tim Lollar.....34	1982	Gary Lucas.....65
1983	Gary Lucas.....17	1983	Eric Show.....33	1983	Luis DeLeon.....63
1984	Rich Gossage.....25	1984	Eric Show.....35	1984	Gossage & Lefferts.....62
1985	Rich Gossage.....26	1985	Lollar & Whitson.....31	1985	Craig Lefferts.....60
1986	Rich Gossage.....21	1986	Show & Whitson.....34	1986	Craig Lefferts.....83
1987	Lance McCullers.....16	1987	Andy Hawkins.....34	1987	Lance McCullers.....78
1988	Mark Davis.....28	1988	Hawkins & Whitson.....33	1988	Mark Davis.....62
1989	Mark Davis.....44	1989	Hurst, Rasmussen, Whitson.....33	1989	Mark Davis.....70
1990	Craig Lefferts.....23	1990	Bruce Hurst.....33	1990	Greg Harris.....73
1991	Craig Lefferts.....23	1991	Andy Benes.....33	1991	Maddux & Rodríguez.....64
1992	Randy Myers.....38	1992	Andy Benes.....34	1992	Randy Myers.....66
1993	Gene Harris.....23	1993	Greg Harris.....35	1993	Gene Harris.....59
1994	Trevor Hoffman.....20	1994	Andy Benes.....25	1994	Pedro Martínez.....48
1995	Trevor Hoffman.....42	1995	Andy Ashby.....31	1995	Trevor Hoffman.....55
1996	Trevor Hoffman.....37	1996	Hamilton & Tewksbury.....33	1996	Trevor Hoffman.....70
1997	Trevor Hoffman.....40	1997	Andy Ashby.....35	1997	Trevor Hoffman.....70
1998	Trevor Hoffman.....53	1998	Kevin Brown.....33	1998	Dan Miceli.....67
1999	Trevor Hoffman.....43	1999	Hitchcock & Williams.....33	1999	Dan Miceli.....66
2000	Trevor Hoffman.....43	2000	Matt Clement.....34	2000	Hoffman & Walker.....70
2001	Trevor Hoffman.....38	2001	Bobby Jones.....32	2001	Trevor Hoffman.....62
2002	Rod Beck.....20	2002	Brian Lawrence.....34	2002	Jeremy Fikac.....65
2003	Trevor Hoffman.....41	2003	Brian Lawrence.....33	2003	Mike Matthews.....77
2004	Trevor Hoffman.....43	2004	Brian Lawrence.....33	2004	Linebrink & Otsuka.....73
2005	Trevor Hoffman.....46	2005	Jake Peavy.....32	2005	Scott Linebrink.....73
2006	Trevor Hoffman.....42	2006	Maddux & Peavy.....34	2006	Embree & Linebrink.....73
2007	Trevor Hoffman.....30	2007	Jake Peavy.....27	2007	Heath Bell.....81
2008	Heath Bell.....42	2008	Kevin Correia.....33	2008	Heath Bell.....74
2009	Heath Bell.....47	2009	Garland & Richard.....31	2009	Luke Gregerson.....72
2010	Heath Bell.....43	2010	Latos & Stauffer.....31	2010	Luke Gregerson.....80
2011	Huston Street.....23	2011	Clayton Richard.....33	2011	Chad Qualls.....77
2012		2012		2012	Luke Gregerson.....77

Blue indicates Padres single-season record

* Led League

Tied for League Lead

PADRES PITCHERS WHO HAVE LED THE NL

WINS			INNINGS PITCHED		
PITCHER	W	YEAR	PITCHER	IP	YEAR
Randy Jones	22	1976	Randy Jones	315.1	1976
Jake Peavy	19	2007			
ERA			SAVES		
PITCHER	ERA	YEAR	PITCHER	SV	YEAR
Randy Jones	2.24	1975	Rollie Fingers	35	1977
Jake Peavy#	2.27	2004	Rollie Fingers	37	1978
Jake Peavy#	2.54	2007	Mark Davis	44	1989
STRIKEOUTS			Trevor Hoffman	*53	1998
PITCHER	K	YEAR	Trevor Hoffman	46	2006
Andy Benes	189	1994	Heath Bell	42	2009
Jake Peavy	216	2005	COMPLETE GAMES		
Jake Peavy#	240	2007	PITCHER	CG	YEAR
			Randy Jones	25	1976

Led the Majors

* Tied NL Record



HISTORY & RECORDS

CAREER BATTING LEADERS

GAMES

1. Tony Gwynn	2,440
2. Garry Templeton	1,286
3. Dave Winfield	1,117
4. Tim Flannery	972
5. Gene Richards	939
6. Nate Colbert	866
7. Terry Kennedy	835
8. Brian Giles	833
9. Ryan Klesko	828
10. Phil Nevin	806
11. Adrian Gonzalez	799
12. Benito Santiago	789
13. Carmelo Martinez	783
14. Cito Gaston	766
15. Fred Kendall	754
16. Enzo Hernandez	710
17. Luis Salazar	704
18. Chase Headley	690
19. Bip Roberts	667
20. Khalil Greene	659

BATTING AVERAGE

1. Tony Gwynn338
2. Mark Loretta314
3. Bip Roberts298
4. Ken Caminiti295
5. Gene Richards291
6. Wally Joyner291
7. Adrian Gonzalez288
8. Phil Nevin288
9. Johnny Grubb286
10. Dave Winfield284
11. Roberto Alomar283
12. Sean Burroughs282
13. Mark Kotsay281
14. Ryan Klesko279
15. Brian Giles279
16. Steve Finley276
17. Steve Garvey275
18. Terry Kennedy274
19. Chase Headley273
20. Ollie Brown272

HITS

1. Tony Gwynn	3,141
2. Garry Templeton	1,135
3. Dave Winfield	1,134
4. Gene Richards	994
5. Brian Giles	872
6. Adrian Gonzalez	856
7. Phil Nevin	842
8. Terry Kennedy	817
9. Ryan Klesko	786
10. Nate Colbert	780
11. Benito Santiago	758
12. Chase Headley	679
13. Bip Roberts	673
14. Cito Gaston	672
15. Steve Finley	662
16. Tim Flannery	631
Steve Garvey	631
18. Luis Salazar	598
19. Khalil Greene	594
20. Ken Caminiti	592

DOUBLES

1. Tony Gwynn	543
2. Garry Templeton	195
3. Brian Giles	189
4. Dave Winfield	179
5. Adrian Gonzalez	176
Ryan Klesko	176
7. Terry Kennedy	158
Phil Nevin	158
9. Khalil Greene	150
10. Chase Headley	139
11. Steve Finley	134
12. Nate Colbert	130
13. Ken Caminiti	127
14. Benito Santiago	124
15. Gene Richards	123
16. Carmelo Martinez	111
17. Steve Garvey	107
18. Wally Joyner	102
19. John Grubb	101
20. Bip Roberts	98

TRIPLES

1. Tony Gwynn	85
2. Gene Richards	63
3. Dave Winfield	39
4. Garry Templeton	36
5. Cito Gaston	29
6. Steve Finley	28
7. Will Venable	26
8. Tim Flannery	25
Brian Giles	25
10. Luis Salazar	24
11. Dave Roberts	23
12. Nate Colbert	22
13. Bip Roberts	21
14. Ozzie Smith	19
15. Kevin McReynolds	17
16. Mike Cameron	15
Benito Santiago	15
18. Everth Cabrera	14
Khalil Greene	14
Damian Jackson	14
Derrel Thomas	14

HOME RUNS

1. Nate Colbert	163
2. Adrian Gonzalez	161
3. Phil Nevin	156
4. Dave Winfield	154
5. Tony Gwynn	135
6. Ryan Klesko	133
7. Ken Caminiti	121
8. Benito Santiago	85
9. Khalil Greene	84
Fred McGriff	84
Brian Giles	83
12. Steve Finley	82
Carmelo Martinez	82
14. Greg Vaughn	78
15. Cito Gaston	77
16. Terry Kennedy	76
17. Gene Tenace	68
18. Chase Headley	67
19. Kevin McReynolds	65
20. Steve Garvey	61

RUNS BATTED IN

1. Tony Gwynn	1,138
2. Dave Winfield	626
3. Phil Nevin	573
4. Adrian Gonzalez	501
5. Ryan Klesko	493
6. Nate Colbert	481
7. Garry Templeton	427
8. Terry Kennedy	424
9. Brian Giles	415
10. Ken Caminiti	396
11. Benito Santiago	375
12. Carmelo Martinez	337
13. Khalil Greene	328
14. Chase Headley	319
15. Steve Garvey	316
Cito Gaston	316
17. Steve Finley	298
18. Wally Joyner	271
19. Kevin McReynolds	260
20. Fred McGriff	256

RUNS

1. Tony Gwynn	1,383
2. Dave Winfield	599
3. Gene Richards	484
4. Brian Giles	470
5. Adrian Gonzalez	464
6. Ryan Klesko	449
7. Nate Colbert	442
8. Garry Templeton	430
9. Phil Nevin	428
10. Steve Finley	423
11. Bip Roberts	378
12. Ken Caminiti	362
13. Chase Headley	312
Benito Santiago	312
15. Terry Kennedy	308
16. Khalil Greene	301
17. Steve Garvey	291
18. Carmelo Martinez	286
19. Cito Gaston	269
20. Ozzie Smith	266

AT-BATS

1. Tony Gwynn	9,288
2. Garry Templeton	4,512
3. Dave Winfield	3,997
4. Gene Richards	3,414
5. Brian Giles	3,129
6. Nate Colbert	3,080
7. Terry Kennedy	2,987
8. Adrian Gonzalez	2,975
9. Phil Nevin	2,928
10. Benito Santiago	2,872
11. Ryan Klesko	2,818
12. Cito Gaston	2,615
13. Chase Headley	2,487
14. Tim Flannery	2,473
15. Khalil Greene	2,397
16. Steve Finley	2,396
17. Carmelo Martinez	2,325
18. Enzo Hernandez	2,324
19. Steve Garvey	2,292
20. Bip Roberts	2,258

Current Padres in **Bold**

HISTORY & RECORDS

CAREER BATTING LEADERS

WALKS

1. Tony Gwynn	790
2. Brian Giles	509
3. Ryan Klesko	470
4. Dave Winfield	463
5. Gene Tenace	423
6. Adrian Gonzalez	403
7. Nate Colbert	350
8. Gene Richards	338
9. Carmelo Martinez	327
10. Phil Nevin	325
11. Ken Caminiti	298
12. Chase Headley	288
13. Tim Flannery	277
Rickey Henderson	277
15. Garry Templeton	272
16. Fred McGriff	243
17. Jack Clark	236
18. Wally Joyner	229
19. Quilvio Veras	221
20. John Kruk	215

STRIKEOUTS

1. Nate Colbert	773
2. Garry Templeton	684
3. Phil Nevin	669
4. Chase Headley	629
5. Adrian Gonzalez	618
6. Cito Gaston	595
7. Dave Winfield	585
8. Khalil Greene	521
9. Benito Santiago	516
10. Terry Kennedy	508
11. Ryan Klesko	486
12. Tony Gwynn	434
13. Will Venable	424
14. Ken Caminiti	419
15. Gene Richards	408
16. Carmelo Martinez	403
17. Damian Jackson	386
Gene Tenace	386
19. Luis Salazar	369
20. Brian Giles	358

STOLEN BASES

1. Tony Gwynn	319
2. Gene Richards	242
3. Alan Wiggins	171
4. Bip Roberts	148
5. Ozzie Smith	147
6. Dave Winfield	133
7. Enzo Hernandez	129
8. Garry Templeton	101
9. Damian Jackson	100
10. Luis Salazar	93
11. Rickey Henderson	91
12. Roberto Alomar	90
13. Quilvio Veras	87
14. Will Venable	86
15. Steve Finley	85
16. Everth Cabrera	81
17. Dave Roberts	72
18. Cameron Maybin	66
19. Eric Owens	62
Benito Santiago	62

ON-BASE PERCENTAGE

1. Gene Tenace	403
2. Tony Gwynn	388
3. Ken Caminiti	384
4. Ryan Klesko	381
5. Brian Giles	380
6. Mark Loretta	377
7. Wally Joyner	376
8. Adrian Gonzalez	374
9. Quilvio Veras	366
10. John Grubb	363
11. Bip Roberts	361
12. Phil Nevin	359
13. Dave Winfield	357
14. Gene Richards	357
15. Mark Kotsay	352
16. Chase Headley	351
17. Carmelo Martinez	341
18. Sean Burroughs	340
19. Roberto Alomar	339
20. Tim Flannery	335

SLUGGING PCT.

1. Ken Caminiti	540
2. Adrian Gonzalez	514
3. Phil Nevin	503
4. Ryan Klesko	491
5. Nate Colbert	469
6. Dave Winfield	464
7. Tony Gwynn	459
8. Steve Finley	458
9. Mark Loretta	438
10. Kevin McReynolds	438
11. Kevin Kouzmanoff	436
12. Brian Giles	435
13. Wally Joyner	429
14. Khalil Greene	427
15. Gene Tenace	422
16. Mark Kotsay	420
17. Chase Headley	418
18. Will Venable	415
19. Ollie Brown	413
20. Steve Garvey	409

Minimum of 1500 at bats for batting average, on-base percentage and slugging percentage



HISTORY & RECORDS

CAREER PITCHING LEADERS

WINS

1. Eric Show.....	100
2. Randy Jones.....	92
Jake Peavy.....	92
4. Ed Whitson.....	77
5. Andy Ashby.....	70
6. Andy Benes.....	69
7. Andy Hawkins.....	60
8. Joey Hamilton.....	55
Bruce Hurst.....	55
10. Trevor Hoffman.....	54
11. Dave Dravecky.....	53
12. Clay Kirby.....	52
13. Woody Williams.....	51
14. Brian Lawrence.....	49
15. Adam Eaton.....	47
16. Craig Lefferts.....	42
17. Greg Harris.....	41
Dennis Rasmussen.....	41
19. Bob Shirley.....	39
20. Clayton Richard.....	38

LOSSES

1. Randy Jones.....	105
2. Eric Show.....	87
3. Clay Kirby.....	81
4. Andy Benes.....	75
5. Ed Whitson.....	72
6. Jake Peavy.....	68
7. Trevor Hoffman.....	64
8. Steve Arlin.....	62
Andy Ashby.....	62
10. Bill Greif.....	61
Brian Lawrence.....	61
12. Andy Hawkins.....	58
13. Bob Shirley.....	57
14. Dave Freisleben.....	53
15. Dave Dravecky.....	50
16. Woody Williams.....	45
17. Joey Hamilton.....	44
18. Sterling Hitchcock.....	42
Tim Lollar.....	42
Dennis Rasmussen.....	42

WINNING PERCENTAGE

1. Bruce Hurst.....	.591
2. Jake Peavy.....	.575
3. Joey Hamilton.....	.556
4. Eric Show.....	.535
5. Adam Eaton.....	.534
6. Woody Williams.....	.531
7. Andy Ashby.....	.530
8. Ed Whitson.....	.517
9. Dave Dravecky.....	.515
10. Greg Harris.....	.513
11. Craig Lefferts.....	.512
12. Andy Hawkins.....	.508
13. Dennis Rasmussen.....	.494
14. Andy Benes.....	.479
15. Randy Jones.....	.467
16. Tim Lollar.....	.462
17. Trevor Hoffman.....	.458
18. Sterling Hitchcock.....	.447
19. Brian Lawrence.....	.445
20. Bob Shirley.....	.406

Minimum 75 decisions

GAMES

1. Trevor Hoffman.....	902
2. Craig Lefferts.....	375
3. Heath Bell.....	354
4. Eric Show.....	309
5. Scott Linebrink.....	306
6. Luke Gregerson.....	290
7. Rollie Fingers.....	265
8. Randy Jones.....	264
9. Dave Tomlin.....	239
10. Joe Thatcher.....	237
11. Cla Meredith.....	233
12. Mark Davis.....	230
Gary Lucas.....	230
14. Lance McCullers.....	229
15. Ed Whitson.....	227
16. Gary Ross.....	219
17. Jake Peavy.....	212
18. Mike Adams.....	209
19. Dave Dravecky.....	199
Andy Hawkins.....	199

GAMES STARTED

1. Randy Jones.....	253
2. Eric Show.....	230
3. Jake Peavy.....	212
4. Ed Whitson.....	208
5. Andy Benes.....	186
6. Andy Ashby.....	185
7. Andy Hawkins.....	172
8. Clay Kirby.....	170
9. Brian Lawrence.....	146
10. Joey Hamilton.....	142
11. Adam Eaton.....	131
Bruce Hurst.....	131
Woody Williams.....	131
14. Dave Dravecky.....	119
15. Steve Arlin.....	113
16. Dennis Rasmussen.....	110
17. Dave Freisleben.....	109
18. Sterling Hitchcock.....	106
Tim Lollar.....	106
20. Chris Young.....	97

COMPLETE GAMES

1. Randy Jones.....	71
2. Eric Show.....	35
3. Clay Kirby.....	34
4. Steve Arlin.....	31
5. Bruce Hurst.....	29
6. Dave Dravecky.....	23
7. Ed Whitson.....	22
8. Andy Hawkins.....	19
9. Andy Ashby.....	18
Bill Greif.....	18
11. Dave Freisleben.....	17
Dave Roberts.....	17
13. Fred Norman.....	16
14. Andy Benes.....	15
Gaylord Perry.....	15
16. Brent Strom.....	14
17. Juan Eichelberger.....	12
18. Dennis Rasmussen.....	11
19. Bob Shirley.....	10
20. Three tied with.....	9

SHUTOUTS

1. Randy Jones.....	18
2. Steve Arlin.....	11
Eric Show.....	11
4. Bruce Hurst.....	10
5. Andy Benes.....	8
6. Andy Hawkins.....	7
Clay Kirby.....	7
8. Andy Ashby.....	6
Dave Dravecky.....	6
Dave Freisleben.....	6
Fred Normon.....	6
Ed Whitson.....	6
13. Bill Greif.....	5
Eric Rasmussen.....	5
15. Joey Hamilton.....	4
Tim Lollar.....	4
Dave Roberts.....	4
18. 10 tied with.....	3

SAVES

1. Trevor Hoffman.....	552
2. Heath Bell.....	134
3. Rollie Fingers.....	108
4. Goose Gossage.....	83
5. Mark Davis.....	78
6. Craig Lefferts.....	64
7. Gary Lucas.....	49
8. Randy Myers.....	38
9. Lance McCullers.....	36
10. Luis DeLeon.....	31
11. Gene Harris.....	23
Huston Street.....	23
13. Rod Beck.....	20
14. Butch Metzger.....	16
Vicente Romo.....	16
16. Larry Anderson.....	15
Greg Harris.....	15
18. John D'Acquisto.....	13
Bill Greif.....	13
20. Mike Caldwell.....	12
Luke Gregerson.....	12
Bob Shirley.....	12

INNINGS PITCHED

1. Randy Jones.....	1,766.0
2. Eric Show.....	1,603.1
3. Ed Whitson.....	1,354.1
4. Jake Peavy.....	1,342.2
5. Andy Benes.....	1,235.0
6. Andy Ashby.....	1,212.0
7. Clay Kirby.....	1,128.0
8. Andy Hawkins.....	1,102.2
9. Trevor Hoffman.....	952.1
10. Joey Hamilton.....	934.2
11. Brian Lawrence.....	934.0
12. Bruce Hurst.....	911.2
13. Dave Dravecky.....	900.1
14. Woody Williams.....	826.1
15. Adam Eaton.....	796.0
16. Steve Arlin.....	745.0
17. Dave Freisleben.....	730.0
18. Bob Shirley.....	722.0
19. Tim Lollar.....	680.2
20. Dennis Rasmussen.....	680.0

Current Padres in **Bold**

HISTORY & RECORDS

CAREER PITCHING LEADERS

ERA

1. Trevor Hoffman	2.76
2. Dave Dravecky	3.12
3. Bruce Hurst	3.27
4. Jake Peavy	3.29
5. Randy Jones	3.30
6. Andy Benes	3.57
7. Eric Show	3.59
8. Andy Ashby	3.59
9. Ed Whitson	3.69
10. Clay Kirby	3.73
11. Joey Hamilton	3.83
12. Andy Hawkins	3.84
13. Brian Lawrence	4.10
14. Woody Williams	4.32
15. Adam Eaton	4.34

WALKS

1. Eric Show	593
2. Clay Kirby	505
3. Jake Peavy	435
4. Randy Jones	414
5. Andy Hawkins	412
6. Andy Benes	402
7. Steve Arlin	351
8. Ed Whitson	350
9. Dave Freisleben	346
10. Joey Hamilton	343
11. Tim Lollar	328
12. Andy Ashby	324
13. Adam Eaton	282
14. Bob Shirley	274
15. Dave Dravecky	270
16. Trevor Hoffman	255
Brian Lawrence	255
Dan Spillner	255
19. Bill Greif	253
20. Woody Williams	250

STRIKEOUTS

1. Jake Peavy	1,348
2. Andy Benes	1,036
3. Trevor Hoffman	1,029
4. Eric Show	951
5. Andy Ashby	829
6. Clay Kirby	802
7. Ed Whitson	767
8. Randy Jones	677
9. Joey Hamilton	639
10. Adam Eaton	623
11. Bruce Hurst	616
12. Brian Lawrence	579
13. Sterling Hitchcock	548
14. Woody Williams	528
15. Andy Hawkins	489
Chris Young	489
17. Greg Harris	462
18. Dave Dravecky	456
19. Tim Lollar	454
20. Steve Arlin	443

OPPONENTS AVG.

1. Trevor Hoffman211
2. Jake Peavy232
3. Andy Benes242
4. Clay Kirby243
5. Dave Dravecky243
6. Bruce Hurst244
7. Eric Show245
8. Ed Whitson256
9. Randy Jones256
10. Adam Eaton257
11. Andy Ashby258
12. Joey Hamilton258
13. Andy Hawkins261
14. Woody Williams269
15. Brian Lawrence271

STRIKEOUTS/9 IP

1. Trevor Hoffman	9.72
2. Jake Peavy	9.04
3. Andy Benes	7.55
4. Adam Eaton	7.04
5. Clay Kirby	6.40
6. Andy Ashby	6.16
7. Joey Hamilton	6.15
8. Bruce Hurst	6.08
9. Woody Williams	5.75
10. Brian Lawrence	5.58
11. Eric Show	5.34
12. Ed Whitson	5.10
13. Dave Dravecky	4.56
14. Andy Hawkins	3.99
15. Randy Jones	3.45

Minimum 750 innings pitched for
Strikeouts/9 IP, ERA and Opponents Avg.

LONGEST GAMES IN PADRES HISTORY BY INNINGS

INNINGS	DATE	OPPONENT	SCORE	TIME
22	April 17, 2008	Colorado	L1-2	6:16
21	September 24, 1971	Houston	L1-2	5:25
21	May 21, 1977	at Montreal	W11-8	5:33
20	August 15, 1980	Houston	L1-3	6:17
19	August 25, 1979	Pittsburgh	L3-4	6:12
18	June 7, 1972	Pittsburgh	L0-1	4:27
18	August 26, 1980	at New York (NL)	W8-6	5:01
18	May 25, 2008	Cincinnati	W12-9	5:57
18	June 7, 2009	Arizona	L6-9	5:45
17	July 15, 1971	at Pittsburgh	L3-4	4:12
17	July 29, 1972	at Cincinnati	W4-3	4:11
17	August 21, 1980	at Philadelphia	L8-9	5:13
17	June 27, 1989	at Los Angeles (NL)	W5-3	5:21
17	August 15, 1990	Montreal	L3-5	5:15
17	July 8, 1995	at Houston	L2-3	4:29
17	April 29, 2007	vs. Los Angeles (NL)	L4-5	4:55
16	September 13, 1982	at Los Angeles (NL)	L3-4	5:20
16	August 10, 1988	at Atlanta	W5-4	4:24
16	April 24, 1992	Cincinnati	L6-7	5:01
16	September 8, 1992	at San Francisco	L5-6	5:04
16	June 22, 1996	Chicago (NL)	L6-9	5:14
16	April 25, 1998	Pittsburgh	W4-3	4:31
16	August 6, 2002	Philadelphia	L4-5	4:51
16	May 16, 2009	Cincinnati	W6-5	5:14



HISTORY & RECORDS

SINGLE-SEASON BATTING LEADERS

GAMES		
1. Dave Winfield	1980	162
Steve Garvey	1985	162
Joe Carter	1990	162
Adrian Gonzalez	2008	162
5. Steve Garvey	1984	161
Steve Finley	1996	161
Adrian Gonzalez	2007	161
Chase Headley	2010	161
Chase Headley	2012	161
10. Jerry Mumphrey	1980	160
Tony Gwynn	1986	160
Adrian Gonzalez	2009	160
Adrian Gonzalez	2010	160
14. Ozzie Smith	1978	159
Dave Winfield	1979	159
Steve Finley	1998	159
Brian Giles	2004	159
18. 11 tied with		158

BATTING AVERAGE		
1. Tony Gwynn	1994	.394
2. Tony Gwynn	1997	.372
3. Tony Gwynn	1987	.370
4. Tony Gwynn	1995	.368
5. Tony Gwynn	1993	.358
6. Tony Gwynn	1984	.351
7. Tony Gwynn	1989	.336
8. Mark Loretta	2004	.335
9. Gary Sheffield	1992	.330
10. Tony Gwynn	1986	.329
11. Wally Joyner	1997	.327
12. Ken Caminiti	1996	.326
13. Tony Gwynn	1998	.321
14. Bip Roberts	1994	.320
15. Cito Gaston	1970	.318
16. Tony Gwynn	1992	.317
17. Tony Gwynn	1991	.317
18. Tony Gwynn	1985	.317
19. Mark Loretta	2003	.314
20. John Kruk	1987	.313

HITS		
1. Tony Gwynn	1997	220
2. Tony Gwynn	1987	218
3. Tony Gwynn	1984	213
4. Tony Gwynn	1986	211
5. Mark Loretta	2004	208
6. Tony Gwynn	1989	203
7. Tony Gwynn	1985	197
Tony Gwynn	1995	197
9. Steve Finley	1996	195
10. Gene Richards	1980	193
11. Cito Gaston	1970	186
12. Mark Loretta	2003	185
13. Dave Winfield	1979	184
Steve Garvey	1985	184
Roberto Alomar	1989	184
Gary Sheffield	1992	184
17. Adrian Gonzalez	2007	182
18. Dave Winfield	1978	181
19. Ken Caminiti	1996	178
20. Tony Gwynn	1990	177

DOUBLES		
1. Tony Gwynn	1997	49
2. Mark Loretta	2004	47
3. Adrian Gonzalez	2007	46
4. Steve Finley	1996	45
5. Khalil Greene	2007	44
6. Terry Kennedy	1982	42
7. Tony Gwynn	1993	41
8. Steve Finley	1998	40
Brian Giles	2008	40
10. Ryan Klesko	2002	39
Yonder Alonso	2012	39
12. Brian Giles	2005	38
Adrian Gonzalez	2006	38
14. Ken Caminiti	1996	34
Brian Giles	2006	37
16. John Grubb	1975	36
Tony Gwynn	1987	36
Bip Roberts	1990	36
19. Tony Gwynn	1994	35
Tony Gwynn	1998	35

TRIPLES		
1. Tony Gwynn	1987	13
Dave Roberts	2006	13
3. Gene Richards	1978	12
Gene Richards	1981	12
5. Bill Almon	1977	11
Gene Richards	1977	11
Tony Gwynn	1991	11
8. Willie Davis	1976	10
Dave Winfield	1979	10
Tony Gwynn	1984	10
Tony Gwynn	1990	10
Dave Roberts	2005	10
13. Nate Colbert	1969	9
Cito Gaston	1970	9
Cito Gaston	1971	9
Gene Richards	1979	9
Steve Finley	1996	9
Mike Cameron	2006	9
19. Nine tied with		8

HOME RUNS		
1. Greg Vaughn	1998	50
2. Phil Nevin	2001	41
3. Ken Caminiti	1996	40
Adrian Gonzalez	2009	40
5. Nate Colbert	1970	38
Nate Colbert	1972	38
7. Adrian Gonzalez	2008	36
8. Fred McGriff	1992	35
9. Dave Winfield	1979	34
Phil Plantier	1993	34
11. Gary Sheffield	1992	33
12. Fred McGriff	1991	31
Phil Nevin	2000	31
Adrian Gonzalez	2010	31
Chase Headley	2012	31
16. Steve Finley	1996	30
Ryan Klesko	2001	30
Adrian Gonzalez	2007	30
19. Cito Gaston	1970	29
Ken Caminiti	1998	29
Ryan Klesko	2002	29

RUNS BATTED IN		
1. Ken Caminiti	1996	130
2. Phil Nevin	2001	126
3. Tony Gwynn	1997	119
Greg Vaughn	1998	119
Adrian Gonzalez	2008	119
6. Dave Winfield	1979	118
Joe Carter	1990	115
Chase Headley	2012	115
9. Ryan Klesko	2001	113
10. Nate Colbert	1972	111
11. Phil Nevin	2000	107
12. Fred McGriff	1991	106
13. Phil Nevin	2004	105
14. Fred McGriff	1992	104
15. Adrian Gonzalez	2010	101
16. Gary Sheffield	1992	100
Phil Plantier	1993	100
Adrian Gonzalez	2007	100
19. Adrian Gonzalez	2009	99
20. Terry Kennedy	1983	98

RUNS		
1. Steve Finley	1996	126
2. Tony Gwynn	1987	119
3. Greg Vaughn	1998	112
4. Rickey Henderson	1996	110
5. Ken Caminiti	1996	109
6. Mark Loretta	2004	108
7. Tony Gwynn	1986	107
8. Alan Wiggins	1984	106
9. Ryan Klesko	2001	105
10. Dave Winfield	1977	104
Bip Roberts	1990	104
Steve Finley	1995	104
13. Adrian Gonzalez	2008	103
14. Steve Finley	1997	101
Adrian Gonzalez	2007	101
16. Dave Winfield	1979	97
Tony Gwynn	1997	97
Phil Nevin	2001	97
Brian Giles	2004	97
20. Quilvio Veras	1999	95
Chase Headley	2012	95

AT-BATS		
1. Steve Finley	1996	655
2. Steve Garvey	1985	654
3. Adrian Gonzalez	2007	646
4. Gene Richards	1980	642
Tony Gwynn	1986	642
6. Joe Carter	1990	634
7. Kevin Kouzmanoff	2008	624
8. Roberto Alomar	1989	623
9. Tony Gwynn	1985	622
Tony Fernandez	1992	622
11. Mark Loretta	2004	620
12. Steve Finley	1998	619
13. Steve Garvey	1984	617
14. Adrian Gonzalez	2008	616
15. Dave Winfield	1977	615
16. Bill Almon	1977	613
17. Khalil Greene	2007	611
18. Chase Headley	2010	610
19. Ozzie Smith	1980	609
Brian Giles	2004	609

HISTORY & RECORDS

SINGLE-SEASON BATTING LEADERS

WALKS

1. Jack Clark	1989	132
2. Gene Tenace	1977	125
Rickey Henderson	1996	125
4. Brian Giles	2005	119
Adrian Gonzalez	2009	119
6. Gene Tenace	1979	105
Fred McGriff	1991	105
8. Jack Clark	1990	104
Brian Giles	2006	104
10. Gene Tenace	1978	101
11. Willie McCovey	1974	96
Fred McGriff	1992	96
13. Adrian Gonzalez	2010	93
14. Gene Tenace	1980	92
15. Ryan Klesko	2000	91
16. Brian Giles	2004	89
17. Ryan Klesko	2001	88
18. Carmelo Martinez	1985	87
Brian Giles	2008	87
20. Chase Headley	2012	86

STRIKEOUTS

1. Mike Cameron	2007	160
2. Chase Headley	2012	157
3. Nate Colbert	1970	150
4. Phil Nevin	2001	147
5. Nate Colbert	1973	146
6. Jack Clark	1989	145
7. Ruben Rivera	1999	143
8. Cito Gaston	1970	142
Mike Cameron	2006	142
Adrian Gonzalez	2008	142
11. Adrian Gonzalez	2007	140
12. Kevin Kouzmanoff	2008	139
Chase Headley	2010	139
14. Ruben Rivera	2000	137
15. Fred McGriff	1991	135
16. Chase Headley	2009	133
17. Damian Jackson	2001	128
Khalil Greene	2007	128
Will Venable	2010	128
20. Nate Colbert	1972	127

STOLEN BASES

1. Alan Wiggins	1984	70
2. Alan Wiggins	1983	66
3. Gene Richards	1980	61
4. Ozzie Smith	1980	57
5. Gene Richards	1977	56
Tony Gwynn	1987	56
7. Jerry Mumphrey	1980	52
8. Dave Roberts	2006	49
9. Bip Roberts	1990	46
10. Everth Cabrera	2012	44
11. Roberto Alomar	1989	42
12. Ozzie Smith	1978	40
Tony Gwynn	1989	40
Cameron Maybin	2011	40
15. Enzo Hernandez	1974	37
Gene Richards	1978	37
Tony Gwynn	1986	37
Rickey Henderson	1996	37
19. Steve Finley	1995	36
Reggie Sanders	1999	36

ON-BASE PERCENTAGE

1. Tony Gwynn	1994	.454
2. Tony Gwynn	1987	.447
3. Brian Giles	2005	.423
4. Gene Tenace	1977	.415
5. Rickey Henderson	1996	.410
6. Jack Clark	1989	.410
7. Tony Gwynn	1984	.410
8. Tony Gwynn	1997	.409
9. Ken Caminiti	1996	.408
10. Adrian Gonzalez	2009	.407
11. John Kruk	1987	.406
12. Tony Gwynn	1995	.404
13. Gene Tenace	1979	.403
14. Brian Giles	2008	.398
15. Tony Gwynn	1993	.398
16. Fred McGriff	1991	.396
17. Dave Winfield	1979	.395
18. Fred McGriff	1992	.394
19. Ryan Klesko	2000	.393
20. Adrian Gonzalez	2010	.393

SLUGGING PERCENTAGE

1. Ken Caminiti	1996	.621
2. Greg Vaughn	1998	.597
3. Phil Nevin	2001	.588
4. Gary Sheffield	1992	.580
5. Tony Gwynn	1994	.568
6. Dave Winfield	1979	.558
7. Fred McGriff	1992	.556
8. Adrian Gonzalez	2009	.551
9. Tony Gwynn	1997	.547
10. Cito Gaston	1970	.543
11. Phil Nevin	2000	.543
12. Ryan Klesko	2001	.539
13. Ryan Klesko	2002	.537
14. Steve Finley	1996	.531
15. Reggie Sanders	1999	.527
16. Ryan Klesko	2000	.516
17. Ken Caminiti	1995	.513
18. Tony Gwynn	1987	.511
19. Adrian Gonzalez	2010	.511
20. Adrian Gonzalez	2008	.510

PADRES SINGLE-SEASON RBI LEADERS BY POSITION

POS.	PLAYER (YEAR)	RBI
1B	Adrian Gonzalez (2008)	119
2B	Mark Loretta (2004)	76
SS	Khalil Greene (2007)	97
3B	Ken Caminiti (1996)	130
OF	Dave Winfield (1979)	118
C	Terry Kennedy (1983)	93
P	Tim Lollar (1984)	15

List includes only games played at position specified



HISTORY & RECORDS

SINGLE-SEASON PITCHING LEADERS

WINS

1. Randy Jones.....	1976	22
2. Gaylord Perry.....	1978	21
3. Randy Jones.....	1975	20
4. Jake Peavy.....	2007	19
5. Andy Hawkins.....	1985	18
Kevin Brown.....	1998	18
7. Andy Ashby.....	1998	17
8. Tim Lollar.....	1982	16
LaMarr Hoyt.....	1985	16
Eric Show.....	1988	16
Ed Whitson.....	1989	16
12. Clay Kirby.....	1971	15
Eric Show.....	1983	15
Eric Show.....	1984	15
Bruce Hurst.....	1989	15
Bruce Hurst.....	1991	15
Andy Benes.....	1991	15
Andy Benes.....	1993	15
Joey Hamilton.....	1996	15
Brian Lawrence.....	2004	15
Jake Peavy.....	2004	15

LOSSES

1. Randy Jones.....	1974	22
2. Steve Arlin.....	1972	21
3. Clay Kirby.....	1969	20
4. Steve Arlin.....	1971	19
Bill Greif.....	1974	19
Bobby Jones.....	2001	19
7. Clay Kirby.....	1973	18
Bob Shirley.....	1977	18
9. Joe Niekro.....	1969	17
Dave Roberts.....	1971	17
Bill Greif.....	1973	17
Matt Clement.....	2000	17
13. Clay Kirby.....	1970	16
Bill Greif.....	1972	16
Brent Strom.....	1976	16
Bob Shirley.....	1979	16
Eric Show.....	1987	16
18. Pat Dobson.....	1970	15
Joe McIntosh.....	1975	15
Dennis Rasmussen.....	1990	15
Andy Benes.....	1993	15
Brian Lawrence.....	2003	15
Brian Lawrence.....	2005	15

WINNING PERCENTAGE

1. Gaylord Perry.....	1978	.778
Dennis Rasmussen.....	1988	.778
3. Jake Peavy.....	2007	.760
4. Butch Metzger.....	1976	.733
5. Kevin Brown.....	1998	.720
6. Jake Peavy.....	2004	.714
7. Woody Williams.....	2006	.706
8. Andy Hawkins.....	1985	.692
9. Adam Eaton.....	2005	.688
Chris Young.....	2006	.688
11. LaMarr Hoyt.....	1985	.667
Dan Miceli.....	1998	.667
Aaron Harang.....	2011	.667
14. Andy Ashby.....	1998	.654
15. Bruce Hurst.....	1991	.652
16. Jake Peavy.....	2005	.650
17. Tim Lollar.....	1982	.640
18. Mark Thurmond.....	1984	.636
Ed Whitson.....	1984	.636
20. Joey Hamilton.....	1997	.632

(minimum 15 decisions)

GAMES

1. Craig Lefferts.....	1986	83
2. Heath Bell.....	2007	81
3. Cla Meredith.....	2007	80
Luke Gregerson.....2010	80	
5. Rollie Fingers.....	1977	78
Lance McCullers.....	1987	78
7. Butch Metzger.....	1976	77
Mike Matthews.....	2003	77
Chad Qualls.....	2011	77
Luke Gregerson.....2012	77	
11. Larry Hardy.....	1974	76
Dave Tomlin.....	1977	76
Dan Spillner.....	1977	76
14. Heath Bell.....	2008	74
15. Greg Harris.....	1990	73
Scott Linebrink.....	2004	73
Akinori Otsuka.....	2004	73
Scott Linebrink.....	2005	73
Alan Embree.....	2006	73
Scott Linebrink.....	2006	73
Cla Meredith.....	2008	73

GAMES STARTED

1. Randy Jones.....	1976	40
2. Randy Jones.....	1979	39
3. Steve Arlin.....	1972	37
Gaylord Perry.....	1978	37
5. Clay Kirby.....	1971	36
Randy Jones.....	1975	36
Randy Jones.....	1978	36
8. Clay Kirby.....	1969	35
Bill Greif.....	1974	35
Bob Shirley.....	1977	35
Eric Show.....	1985	35
Andy Hawkins.....	1986	35
Kevin Brown.....	1998	35
14. 16 tied with.....	34	

COMPLETE GAMES

1. Randy Jones.....	1976	25
2. Randy Jones.....	1975	18
3. Dave Roberts.....	1971	14
4. Clay Kirby.....	1971	13
Eric Show.....	1988	13
6. Steve Arlin.....	1972	12
7. Steve Arlin.....	1971	10
Fred Norman.....	1972	10
Gaylord Perry.....	1979	10
Bruce Hurst.....	1989	10
11. Clay Kirby.....	1972	9
Bill Greif.....	1973	9
Dave Dravecky.....	1983	9
Bruce Hurst.....	1990	9
15. Joe Niekro.....	1969	8
Pat Dobson.....	1970	8
Brent Strom.....	1976	8
Juan Eichelberger.....	1982	8
LaMarr Hoyt.....	1985	8
20. Five tied with.....	7	

SHUTOUTS

1. Fred Norman.....	1972	6
Randy Jones.....	1975	6
3. Randy Jones.....	1976	5
4. Steve Arlin.....	1971	4
Bruce Hurst.....	1990	4
Bruce Hurst.....	1992	4
7. Joe Niekro.....	1969	3
Steve Arlin.....	1972	3
Bill Greif.....	1973	3
Steve Arlin.....	1973	3
Dave Freisleben.....	1976	3
Eric Rasmussen.....	1979	3
Randy Jones.....	1980	3
LaMarr Hoyt.....	1985	3
Eric Show.....	1987	3
Ed Whitson.....	1990	3
Kevin Brown.....	1998	3
Andy Ashby.....	1999	3
Jake Peavy.....	2005	3
20. 32 tied with.....	2	

SAVES

1. Trevor Hoffman.....	1998	53
2. Heath Bell.....	2010	47
3. Trevor Hoffman.....	2006	46
4. Mark Davis.....	1989	44
5. Trevor Hoffman.....	2000	43
Trevor Hoffman.....	2001	43
Trevor Hoffman.....	2005	43
Heath Bell.....	2011	43
9. Trevor Hoffman.....	1996	42
Trevor Hoffman.....	2007	42
Heath Bell.....	2009	42
12. Trevor Hoffman.....	2004	41
13. Trevor Hoffman.....	1999	40
14. Randy Myers.....	1992	38
Trevor Hoffman.....	2002	38
16. Rollie Fingers.....	1978	37
Trevor Hoffman.....	1997	37
18. Rollie Fingers.....	1977	35
19. Trevor Hoffman.....	1995	31
20. Trevor Hoffman.....	2008	30

INNINGS PITCHED

1. Randy Jones.....	1976	315.1
2. Randy Jones.....	1975	285.0
3. Dave Roberts.....	1971	269.2
4. Clay Kirby.....	1971	267.1
5. Randy Jones.....	1979	263.0
6. Gaylord Perry.....	1978	260.2
7. Kevin Brown.....	1998	257.0
8. Randy Jones.....	1978	253.0
9. Pat Dobson.....	1970	251.0
10. Steve Arlin.....	1972	250.0
11. Bruce Hurst.....	1989	244.2
12. Clay Kirby.....	1972	238.2
13. Eric Show.....	1988	234.2
14. Eric Show.....	1985	233.0
15. Gaylord Perry.....	1979	232.2
Tim Lollar.....	1982	232.2
17. Andy Benes.....	1992	231.1
18. Andy Benes.....	1993	230.2
19. Andy Hawkins.....	1985	228.2
Ed Whitson.....	1990	228.2

Current Padres in **Bold**

HISTORY & RECORDS

SINGLE-SEASON PITCHING LEADERS

EARNED RUN AVERAGE

1. Dave Roberts.....	1971	2.10
2. Randy Jones.....	1975	2.24
3. Jake Peavy.....	2004	2.27
4. Kevin Brown.....	1998	2.38
5. Jake Peavy.....	2007	2.54
6. Ed Whitson.....	1990	2.60
7. Ed Whitson.....	1989	2.66
8. Bruce Hurst.....	1989	2.69
9. Gaylord Perry.....	1978	2.73
10. Randy Jones.....	1976	2.74
11. Clay Kirby.....	1971	2.83
12. Jake Peavy.....	2008	2.85
13. Randy Jones.....	1978	2.88
14. Jake Peavy.....	2005	2.88
15. Mat Latos.....	2010	2.92
16. Dave Dravecky.....	1985	2.93
17. Andy Ashby.....	1995	2.94
18. Mark Thurmond.....	1984	2.97
19. Andy Benes.....	1991	3.03
20. Gaylord Perry.....	1979	3.06

OPPONENTS AVERAGE

1. Chris Young.....	2007	.192
2. Chris Young.....	2006	.206
3. Jake Peavy.....	2007	.208
4. Clay Kirby.....	1971	.216
5. Mat Latos.....	2010	.217
6. Jake Peavy.....	2005	.217
7. Tim Lollar.....	1982	.224
8. Clay Kirby.....	1972	.226
9. Bruce Hurst.....	1990	.228
10. Jake Peavy.....	2008	.229
11. Eric Show.....	1988	.231
12. Randy Jones.....	1975	.232
13. Andy Benes.....	1993	.232
14. Andy Benes.....	1991	.232
15. Mat Latos.....	2011	.233
16. Andy Ashby.....	1994	.233
17. Randy Jones.....	1976	.234
18. Eric Show.....	1984	.234
19. Tim Lollar.....	1984	.234
20. Kevin Brown.....	1998	.235

WALKS

1. Matt Clement.....	2000	125
2. Steve Arlin.....	1972	122
3. Clay Kirby.....	1970	120
4. Clay Kirby.....	1972	116
5. Dave Freisleben.....	1974	112
6. Joey Hamilton.....	1998	106
7. Tim Lollar.....	1984	105
Edinson Volquez.....	2012	105
9. Steve Arlin.....	1971	103
Clay Kirby.....	1971	103
11. Clay Kirby.....	1969	100
Bob Shirley.....	1977	100
13. Bill Greif.....	1974	95
14. Fred Norman.....	1972	88
Tom Griffin.....	1977	88
Eric Show.....	1984	88
17. Tim Lollar.....	1982	87
Eric Show.....	1985	87
Jon Garland.....	2010	87
20. John D'Acquisto.....	1979	86
Steve Mura.....	1980	86
Andy Benes.....	1993	86
Matt Clement.....	1999	86

STRIKEOUTS/9 IP

1. Andy Benes.....	1994	9.87
2. Jake Peavy.....	2007	9.67
3. Jake Peavy.....	2005	9.58
4. Jake Peavy.....	2006	9.56
5. Jake Peavy.....	2004	9.36
6. Mat Latos.....	2010	9.21
7. Kevin Brown.....	1998	9.00
8. Chris Young.....	2007	8.69
9. Jake Peavy.....	2008	8.60
10. Edinson Volquez.....	2012	8.57
11. Mat Latos.....	2011	8.57
12. Sterling Hitchcock.....	1999	8.49
13. Chris Young.....	2006	8.23
14. Sterling Hitchcock.....	1998	8.06
15. Joey Hamilton.....	1996	7.82
16. Clay Kirby.....	1971	7.78
17. Matt Clement.....	2000	7.46
18. Jake Peavy.....	2003	7.21
19. Adam Eaton.....	2003	7.18
20. Fred Norman.....	1972	7.10

STRIKEOUTS

1. Kevin Brown.....	1998	257
2. Jake Peavy.....	2007	240
3. Clay Kirby.....	1971	231
4. Jake Peavy.....	2005	216
5. Jake Peavy.....	2006	215
6. Sterling Hitchcock.....	1999	194
7. Andy Benes.....	1994	189
Mat Latos.....	2010	189
9. Pat Dobson.....	1970	185
Mat Latos.....	2011	185
11. Joey Hamilton.....	1996	184
12. Bruce Hurst.....	1989	179
Andy Benes.....	1993	179
14. Clay Kirby.....	1972	175
15. Edinson Volquez.....	2012	174
16. Jake Peavy.....	2004	173
17. Matt Clement.....	2000	170
18. Andy Benes.....	1992	169
19. Fred Norman.....	1972	167
Andy Benes.....	1991	167
Chris Young.....	2007	167

Minimum 162.0 innings pitched for
Strikeouts/9 IP, ERA and Opponents Avg.



HISTORY & RECORDS

LOW-HIT GAMES

NO-HITTERS

PADRES (None)

Note: The Padres are the only Major League club to have never thrown a no-hitter.

OPPONENTS (7)

PITCHER(S)

RHP Dock Ellis (Pittsburgh)

DATE/SITE: June 12, 1970 at San Diego Stadium - Game 1 SCORE: PIT 2, SD 0 OF NOTE: 8 BB, 1 HBP

RHP Milt Pappas (Chicago-NL)

DATE/SITE: September 2, 1972 at Wrigley Field SCORE: CHI 8, SD 0 OF NOTE: 1 BB

RHP Phil Niekro (Atlanta)

DATE/SITE: August 5, 1973 at Fulton County Stadium SCORE: ATL 9, SD 0 OF NOTE: 3 BB, 1 error

RHP Kent Mercker—starter, RHP Mark Wohlers, RHP Alejandro Pena (Atlanta)

DATE/SITE: September 11, 1991 at Fulton County Stadium SCORE: ATL 9, SD 0 OF NOTE: 2 BB, 1 error

RHP A.J. Burnett (Florida)

DATE/SITE: May 12, 2001 at Qualcomm Stadium SCORE: FLA 3, SD 0 OF NOTE: 9 BB, 1 HBP

LHP Bud Smith (St. Louis)

DATE/SITE: September 3, 2001 at Qualcomm Stadium SCORE: STL 2, SD 0 OF NOTE: 4 BB, 1 error

LHP Jonathan Sanchez (San Francisco)

DATE/SITE: July 10, 2009 at AT&T Park SCORE: SF 8, SD 0 OF NOTE: 1 error

CLOSE CALLS (19)

A look at San Diego's closest calls; Padres who have carried no-hitters into the eighth inning or beyond:

DATE/OPPONENT	PITCHER(S)	RESULT
July 21, 1970 vs. NYM	Clay Kirby	Manager Preston Gomez lifted Kirby after 8.0 no-hit innings vs. New York (NL). Jack Baldschun allowed a Bud Harrelson single to open the ninth. Houston's John Edwards doubles with one out in the eighth. Giants Willie McCovey homered with no outs in the eighth.
Sept. 13, 1971 at HOU	Clay Kirby	Philadelphia's Denny Doyle singled with two outs in the ninth. Bill Plummer doubles in the eighth in Jones' second one-hitter of the season.
Sept. 18, 1971 at SF	Clay Kirby	Philadelphia's Garry Maddux singles to lead off the eighth.
July 18, 1972 vs. PHI	Steve Arlin	San Francisco's Ken Reitz singles to lead off the eighth.
July 3, 1975 vs. CIN	Randy Jones	Cincinnati's George Foster doubles to lead off the eighth.
June 12, 1976 vs. PHI	Dave Freisleben	Los Angeles' Steve Garvey reaches on a bunt single with one out in the eighth.
Sept. 13, 1976 vs. SF	Tom Griffin	Mets Mackey Sasser leads off the eighth with a ground-rule double.
Sept. 29, 1976 vs. CIN	Brent Strom	Andy Benes tosses 6.0 hitless innings and is relieved by Mike Maddux.
July 16, 1977 vs. LAD	Bob Owchinko	Maddux surrenders leadoff homer to Atlanta's Ron Gant in the eighth.
July 14, 1991 at NYM	Greg Harris	Rico Brogna collects the Mets lone hit, a leadoff double in the eighth.
Aug. 3, 1991 at ATL	Andy Benes, Mike Maddux	Kenny Lofton leads off the ninth with a single to right on a 3-2 pitch.
July 3, 1994 vs. NYM	Andy Benes	Anaheim's Phil Nevin homers on the first pitch of the top of the eighth inning.
Sept. 5, 1997 vs. ATL	Andy Ashby	Dee Brown doubles off the left field wall to open the eighth inning.
June 27, 1998 vs. ANA	Sterling Hitchcock	Brad Hawpe leads off the eighth with a double to right field.
July 3, 2004 vs. KC	Adam Eaton	Pinch-hitter Joe Randa hits a two-run homer to center with one out in the ninth.
May 30, 2006 vs. COL	Chris Young	Milwaukee's Gabe Kapler homers with two-out in the eighth.
Sept. 22, 2006 vs. PIT	Chris Young	Aaron Harang (6.0), Josh Spence (0.1), Chad Qualls (0.2) and Mike Adams (1.0) worked 8.0 hitless innings before Luke Gregerson allows two-out double to Juan Uribe in the ninth
Sept. 7, 2008 at MIL	Chris Young	inning of a tie game.
July 9, 2011 at LAD	Aaron Harang, Josh Spence, Chad Qualls, Mike Adams, Luke Gregerson	

HISTORY & RECORDS

LOW-HIT GAMES

ONE-HITTERS BY PADRES (26)

PITCHER (S)	DATE/OPPONENT	SCORE	HIT BY/INNING
Dick Kelley	July 6, 1969 vs. Houston (Game 2)	1-0	Menke, single in second
Clay Kirby	September 18, 1971 at San Francisco	2-1	McCovey, homer in eighth
Steve Arlin	June 23, 1972 vs. San Francisco	4-1	Maddox, triple in second
Dan Spillner	June 19, 1974 at Chicago (NL)	1-0	Monday, single in third
Randy Jones	May 19, 1975 vs. St. Louis	1-0 (10 inn.)	Melendez, single in seventh
Randy Jones	July 3, 1975 vs. Cincinnati	2-1	Plummer, double in eighth
Eric Rasmussen	September 28, 1979 at San Francisco	2-0	Evans, single in second
Juan Eichelberger	June 2, 1982 at Chicago (NL)	3-1	Thompson, infield single in second
Dave Dravecky	July 30, 1984 vs. Los Angeles	12-0	Russell, double in seventh
Mark Thurmond	April 30, 1986 vs. St. Louis	5-0	McGee, single in seventh
Jimmy Jones	Sept. 21, 1986 at Houston	5-0	Knepper, triple in third
Andy Hawkins	April 24, 1988 vs. Houston	3-0	Doran, single in seventh
Bruce Hurst	April 10, 1989 vs. Atlanta	5-2	L. Smith, homer in third
Greg Harris, Craig Lefferts	July 14, 1991 at New York (NL)	2-1	Sasser, double in eighth
Bruce Hurst	May 18, 1992 vs. New York (NL)	3-0	Walker, infield single in sixth
Andy Benes, Gene Harris	July 7, 1993 at New York (NL)	2-0	Kent, infield single in second
Andy Benes	July 3, 1994 vs. New York (NL)	7-0	Brogna, double in eighth
Hitchcock, Hoffman	April 5, 1997 Philadelphia	4-1	Brogna, double in fifth
Kevin Brown	August 16, 1998 vs. Milwaukee (Game 1)	4-0	Burnitz, single in seventh
Chris Young, Cla Meredith	September 22, 2006 vs. Pittsburgh	6-2	Randa, homer in ninth
Chad Gaudin, Heath Bell	June 28, 2009 at Texas	2-0	Young, single in first
Mat Latos, Greg Burke, Mike Ekstrom	July 29, 2009 at Cincinnati	7-1	Hairston Jr., homer in fourth
Clayton Richard, Mike Adams, Luke Gregerson	September 30, 2009 vs. Los Angeles (NL)	5-0	Kemp, single in first
Mat Latos	May 13, 2010 at San Francisco	1-0	Whiteside infield single in sixth
Cory Luebke, Ernesto Frieri	September 19, 2011 at Colorado	8-2	Ellis homer in sixth
Edinson Volquez	July 19, 2012 vs. Houston	1-0	Downs infield single in fourth

ONE-HITTERS BY OPPONENTS (31)

PITCHER (S)	DATE/OPPONENT	RESULT	HIT BY/INNING
Tom Griffin	April 19, 1970 at Houston	L1-5	Gaston, double in seventh
Bob Gibson	June 17, 1970 vs. St. Louis	L0-8	Murrell, single in seventh
Larry Dierker	May 6, 1971 vs. Houston	L0-8	Brown, single in seventh
Bill Stoneman	June 16, 1971 at Montreal	L0-2	Gaston, single in seventh
Juan Pizarro	August 5, 1971 at Chicago (NL)	L0-3	Brown, single in fifth
Tom Seaver	July 4, 1972 at New York (NL) - Game 1	L0-2	Lee, single in ninth
Don Sutton	May 9, 1974 vs. Los Angeles	L-0-6	Grubb, single in second
John Curtis	August 29, 1974 vs. St. Louis	L1-3	Kendall, single in eighth
Steve Stone, Tom Dettore	July 19, 1975 vs. Chicago	L1-2	Grubb, single in seventh
Dennis Lamp	June 9, 1978 at Chicago	L0-5	Richards, single in seventh
Dick Ruthven	May 9, 1979 vs. Philadelphia	L0-2	Briggs, double in seventh
Bruce Kison	June 3, 1979 at Pittsburgh	L0-7	Evans, double in eighth
Nolan Ryan	August 11, 1982 vs. Houston	L0-3	Kennedy, single in fifth
Nolan Ryan	August 3, 1983 vs. Houston	L0-1	Flannery, single in third
Rick Honeycutt	April 27, 1984 vs. Los Angeles	L0-1 (6.2 inn.)	Salazar, inf. single in fourth
Orel Hershisier	April 26, 1985 at Los Angeles	L0-2	Gwynn, single in fourth
Tom Browning	June 6, 1988 vs. Cincinnati	L0-12	Gwynn, single in ninth
David Cone	August 29, 1988 at New York (NL)	L0-6	Gwynn, double in fourth
Trevor Wilson	June 13, 1990 vs. San Francisco	L0-6	Pagliarulo, single in ninth
Mercker, Wohlers, McMichael	September 9, 1993 vs. Atlanta	L0-1 (10 inn.)	Lopez, single in eighth
Tim Pugh	September 29, 1993 vs. Cincinnati	L0-8	Bean, pinch-hit single in ninth
Pete Harnisch	September 17, 1993 at Houston	L0-3	Brown, bunt single in sixth
Pedro Martinez, Mel Rojas	June 3, 1995 vs. Montreal	L0-1 (10 inn.)	Roberts, double in tenth
S. Cooke, R. Loiselle, J. Ericks	April 8, 1997 vs. Pittsburgh	L0-2	Finley, single in first
Greg Maddux	April 27, 1997 at Atlanta	L0-2 (5 inn.)	Caminiti, single in second
M. Morgan, S. Belinda, J. Shaw	August 13, 1997 vs. Cincinnati	L0-2	Sweeney, single in seventh
Curt Schilling, Randy Johnson	July 18, 2001 vs. Arizona	L0-3	Gonzalez, single in eighth
Randy Johnson	July 24, 2001 at Arizona	L0-11	Trammell, single in first
Jonathan Sanchez, Sergio Romo	April 20, 2010 vs. San Francisco	W1-0	Headley single in fourth
Jonathon Niese	June 10, 2010 at New York (NL)	L0-3	Denorfia double in third
Rubby De La Rosa, Matt Guerrier,	July 9, 2011 at Los Angeles (NL)	L0-1	Maybin single in fifth
Mike MacDougal, Blake Hawksworth			



HISTORY & RECORDS

HOME RUN HISTORY

PITCHERS WITH HOME RUNS (58)

PITCHER	DATE	OPPONENT
Al Santorini	August 19, 1969	at Montreal
Dave Roberts	May 8, 1970 (Game 2)	at Montreal
Dave Roberts (2)	July 9, 1970	at Cincinnati
Mike Corkins	Sept. 4, 1970	at Cincinnati
Earl Wilson	Sept. 9, 1970 (Game 2)	vs. Atlanta
Mike Corkins	June 28, 1972 (Game 1)	vs. Atlanta
Mike Corkins	May 23, 1973	at Los Angeles
Mike Corkins	May 28, 1973	vs. Montreal
Mike Corkins (5)	August 4, 1973 (Game 2)	at Atlanta
Tom Griffin	May 12, 1977	at New York (NL)
Tom Griffin (2)	June 27, 1977	at Houston
Gaylord Perry	May 10, 1979	vs. Philadelphia
Tim Lollar	April 28, 1981	at Cincinnati
Tim Lollar	April 23, 1982	at Atlanta
Tim Lollar	April 29, 1982	vs. New York (NL)
Tim Lollar	July 11, 1982	at New York (NL)
Tim Lollar	August 14, 1983	at Cincinnati
Tim Lollar	April 11, 1984	vs. St. Louis
Tim Lollar	May 15, 1984	vs. Montreal
Eric Show	June 24, 1984	at Cincinnati
Eric Show	July 22, 1984 (Game 2)	at Pittsburgh
Eric Show	Sept. 6, 1984	vs. Cincinnati
Tim Lollar (8)	Sept. 20, 1984	vs. San Francisco
Eric Show (4)	Sept. 27, 1985	at Atlanta
Dave Dravecky	April 16, 1986	vs. Los Angeles
Craig Lefferts	April 25, 1986	vs. San Francisco
Tim Stoddard	June 18, 1986	vs. San Francisco
Jimmy Jones	July 30, 1987	at Cincinnati
Mark Davis	June 13, 1988	vs. San Francisco
Jimmy Jones (2)	August 22, 1988	vs. Philadelphia
Andy Benes	Sept. 3, 1989	vs. Philadelphia
Calvin Schiraldi	Sept. 23, 1989	at Los Angeles
Ed Whitson	April 25, 1990	vs. Chicago (NL)
Calvin Schiraldi (2)	July 25, 1990 (Game 2)	vs. Cincinnati
Andy Benes	April 27, 1991	at Philadelphia
Dave Eiland	April 10, 1992	vs. Los Angeles
Andy Benes	August 13, 1992	at Atlanta
Andy Benes (4)	May 12, 1993	at Cincinnati
Fernando Valenzuela	June 17, 1995	at Pittsburgh
Fernando Valenzuela (2)	September 17, 1995	vs. Chicago (NL)
Sean Bergman	June 12, 1996	vs. Cincinnati
Joey Hamilton	August 18, 1996	vs. New York (NL)—Mexico
Joey Hamilton	May 22, 1997	vs. Los Angeles
Joey Hamilton	June 27, 1997	at Los Angeles
Joey Hamilton (4)	July 12, 1998	at Los Angeles
Woody Williams	July 20, 2000	at San Francisco
Kevin Jarvis	May 23, 2001	at Houston
Dennis Tankersley	May 26, 2002	at Milwaukee
Brian Lawrence	April 11, 2003	vs. Colorado
Adam Eaton	April 30, 2003	vs. Pittsburgh
Adam Eaton (2)	May 26, 2003	at Arizona
Jake Peavy	July 5, 2006	at Philadelphia
Jake Peavy (2)	July 26, 2006	at Los Angeles
Cha Seung Baek	July 20, 2008	at St. Louis
Chris Young	September 20, 2008	at Washington
Mat Latos	July 8, 2010	at Washington
Mat Latos (2)	May 3, 2011	vs. Pittsburgh
Clayton Richard	October 1, 2012	at Milwaukee

PADRES PITCHERS: CAREER HOME RUN LEADERS

RK	PITCHER	HOME RUNS
1.	Tim Lollar	8
2.	Mike Corkins	5
3.	Andy Benes	4
	Eric Show	4
	Joey Hamilton	4

HISTORY & RECORDS

INSIDE-THE-PARK HOMERS BY PADRES (20)

PLAYER	DATE/OPPONENT
Dave W. Roberts	Sept. 29, 1973 vs. Los Angeles
Derrel Thomas	June 14, 1974 at Montreal
Luis Salazar	July 8, 1982 at Philadelphia
Gene Richards	July 10, 1982 at New York (NL)
Gene Richards	Sept. 26, 1982 at Atlanta
Carmelo Martinez	Sept. 2, 1984 at New York (NL)
Garry Templeton	Sept. 17, 1987 vs. Atlanta
John Kruk	Sept. 24, 1987 at Cincinnati
Tony Gwynn	July 29, 1988 vs. Cincinnati
Bip Roberts	April 28, 1990 vs. Pittsburgh
Jack Howell	August 16, 1991 vs. Atlanta
Tony Gwynn*	June 26, 1997 at Los Angeles
Bret Boone	May 11, 2000 at Cincinnati
Ruben Rivera	July 18, 2000 vs. Anaheim
Sean Burroughs	May 16, 2003 vs. Atlanta
Kyle Blanks	August 18, 2009 vs. Chicago (NL)
Tony Gwynn	June 13, 2010 vs. Seattle
Tony Gwynn	July 17, 2010 vs. Arizona
Chris Denorfia	August 5, 2010 at Los Angeles (NL)
Everth Cabrera	June 8, 2012 at Milwaukee

*Grand Slam

INSIDE-THE-PARK HOMERS AGAINST PADRES (31)

PLAYER	DATE/OPPONENT
Denny Doyle	July 18, 1970 vs. Philadelphia
Cesar Geronimo	July 2, 1972 vs. Cincinnati
Joe Morgan	May 18, 1973 at Cincinnati
Pete Rose	June 29, 1973 at Cincinnati
Paul Casanova	August 5, 1973 at Atlanta
Tito Fuentes	Sept. 23, 1973 at San Francisco
Mike Schmidt	April 27, 1974 vs. Philadelphia
Heity Cruz	June 18, 1976 at St. Louis
Lou Brock	June 18, 1976 at St. Louis
Bob Boone	July 10, 1976 at Philadelphia - Gm 2
Ellis Valentine	May 21, 1977 at Montreal
Pete Rose	Sept. 7, 1978 at Cincinnati
Jerry White	June 12, 1980 at Montreal
Larry Bowa	August 21, 1980 at Philadelphia
Tim Raines	May 7, 1981 at Montreal
Larry Walker	May 5, 1992 at Montreal
Ken Caminiti	May 22, 1993 vs. Houston
Mitch Webster	June 21, 1994 vs. Los Angeles
Reggie Sanders	April 29, 1995 vs. Cincinnati
Ron Gant*	April 20, 1997 vs. St. Louis
Kenny Lofton	May 27, 1997 vs. Atlanta
Barry Bonds	Sept. 21, 1997 vs. San Francisco
Mike Lansing	Sept. 6, 1998 at Colorado
Jimmy Rollins	August 4, 2004 vs. Philadelphia
Dustan Mohr	July 10, 2005 at Colorado
Kelly Stinnett	August 29, 2005 vs. Arizona
Kazuo Matsui	April 20, 2006 vs. New York (NL)
Garrett Atkins	September 23, 2007 vs. Colorado
Stephen Drew	April 5, 2010 at Arizona
Shane Victorino	April 24, 2011 vs. Philadelphia
Justin Upton	August 25, 2012 at Arizona

*During Padres Paradise Series in Honolulu, HI

LONGEST HOME RUNS AT PETCO PARK

	PLAYER	TEAM	DISTANCE	DATE
1.	Adrian Gonzalez	San Diego	458'	April 26, 2009
2.	Andruw Jones	Atlanta	453'	July 15, 2006
	Russell Branyan	San Diego	453'	September 24, 2006
4.	Mark Reynolds	Arizona	451'	August 30, 2007
5.	Adam LaRoche	Pittsburgh	446'	September 28, 2008
	Mark Reynolds	Arizona	446'	August 26, 2010
7.	Matt Holliday	St. Louis	445'	August 22, 2009
	Cameron Maybin	San Diego	445'	April 5, 2012
9.	Pablo Sandoval	San Francisco	444'	October 4, 2009
10.	Rick Ankiel	St. Louis	443'	August 22, 2009
	Justin Upton	Arizona	443'	September 8, 2012



HISTORY & RECORDS

LEADOFF HOME RUNS BY PADRES [84]

PLAYER	DATE	OPPONENT	PITCHER
Tommy Dean	April 27, 1969-Gm 1	Cincinnati	George Culver
Dave Campbell	September 15, 1970	at Los Angeles (NL)	Don Sutton
Jerry Morales	August 12, 1973-Gm 2	Montreal	Steve Renko
Jerry Morales	August 28, 1973	at New York (NL)	Jon Matlack
Bobby Tolan	May 27, 1974-Gm 2	at Pittsburgh	Bruce Kison
Bobby Tolan	July 13, 1974	Montreal	Steve Rogers
John Grubb	June 21, 1976	San Francisco	John Montefusco
John Grubb	August 2, 1976-Gm 2	at Atlanta	Frank LaCorte
Merv Rettenmund	June 11, 1977	at Pittsburgh	John Candelaria
Gene Richards	September 12, 1977	at Los Angeles (NL)	Don Sutton
Gene Richards	May 7, 1978	at St. Louis	Bob Forsch
Gene Richards	April 6, 1983	at San Francisco	Bill Laskey
Alan Wiggins	July 8, 1984	Pittsburgh	John Candelaria
Jerry Royster	August 18, 1985-Gm 2	Atlanta	Craig McMurry
Marvell Wynne	July 6, 1986	Chicago (NL)	Scott Sanderson
Marvell Wynne	April 13, 1987	San Francisco	Roger Mason
Stan Jefferson	July 11, 1987	at Pittsburgh	Brian Fisher
Shane Mack	July 26, 1987	Pittsburgh	Bob Kipper
Stan Jefferson	August 11, 1987	Atlanta	Rick Mahler
John Kruk	July 24, 1988	at Chicago (NL)	Rick Sutcliffe
Roberto Alomar	September 17, 1989-Gm 2	at San Francisco	Rick Reuschel
Bip Roberts	August 25, 1990	at Montreal	Chris Nabholz
Roberto Alomar	September 1, 1990-Gm 2	at Philadelphia	Tommy Greene
Bip Roberts	August 11, 1991	Cincinnati	Kip Gross
Darrin Jackson	August 25, 1991	at Chicago (NL)	Danny Jackson
Darrin Jackson	September 12, 1991	at Atlanta	Charlie Leibrandt
Tony Fernandez	September 15, 1992	Los Angeles (NL)	Orel Hershiser
Jeff Gardner	July 20, 1993	New York (NL)	Dave Telgheder
Bip Roberts	August 31, 1995	Montreal	Pedro Martinez
Steve Finley	April 24, 1996	Chicago (NL)	Kevin Foster
Rickey Henderson	June 4, 1996	St. Louis	Mike Morgan
Rickey Henderson	August 24, 1996	Philadelphia	Matt Beech
Rickey Henderson	September 1, 1996	at Montreal	Jeff Fassero
Quilvio Veras	April 6, 1997	Philadelphia	Curt Schilling
Rickey Henderson	July 2, 1997	Seattle	Jeff Fassero
Quilvio Veras	June 17, 1998	Los Angeles (NL)	Ismael Valdez
Quilvio Veras	July 21, 1998	St. Louis	Kent Mercker
Quilvio Veras	August 22, 1998	at Milwaukee	Rafael Roque
Steve Finley	September 9, 1998	San Francisco	Shawn Estes
Quilvio Veras	September 7, 1999	at Pittsburgh	Jason Schmidt
Quilvio Veras	September 18, 1999	San Francisco	Mark Gardner
Quilvio Veras	September 30, 1999	at Arizona	Randy Johnson
Rickey Henderson	May 16, 2001	at New York (NL)	Glendon Rusch
Damian Jackson	August 8, 2001	at Philadelphia	David Coggin
D'Angelo Jimenez	May 17, 2002	New York (NL)	Steve Trachsel
Mark Kotsay	September 22, 2002	Los Angeles (NL)	Omar Daal
Sean Burroughs	July 23, 2004	at Los Angeles (NL)	Jose Lima
Khalil Greene	May 6, 2004	at Atlanta	Mike Hampton
Khalil Greene	September 11, 2004	at Colorado	Jeff Francis
Geoff Blum	April 13, 2005-Gm 1	at Chicago (NL)	Kerry Wood
Dave Roberts	May 4, 2005	Colorado	Jason Jennings
Dave Roberts	June 16, 2005	at Detroit	Jeremy Bonderman
Dave Roberts	June 22, 2005	Los Angeles	D.J. Houlton
Damian Jackson	June 26, 2005	Seattle	Joel Pineiro
Damian Jackson	June 27, 2005	Los Angeles (NL)	D.J. Houlton
Dave Roberts	May 26, 2006	St. Louis	Jeff Suppan
Mike Cameron	June 28, 2006	Oakland	Joe Blanton
Scott Hairston	August 4, 2007	San Francisco	Patrick Misch
Brian Giles	August 12, 2007	at Cincinnati	Bronson Arroyo
Brian Giles	September 3, 2007	at Arizona	Micah Owings
Brian Giles	September 30, 2007	at Milwaukee	Jeff Suppan
Scott Hairston	July 4, 2008	Chicago	Ted Lilly
Scott Hairston	July 6, 2008	at Arizona	Randy Johnson
Scott Hairston	July 20, 2008	at St. Louis	Jaime Garcia
Jody Gerut	July 23, 2008	at Cincinnati	Bronson Arroyo
Jody Gerut	July 30, 2008	Arizona	Dan Haren
Jody Gerut	August 6, 2008	at New York (NL)	Pedro Martinez
Brian Giles	August 24, 2008	at San Francisco	Kevin Correia
Jody Gerut	April 13, 2009	at New York (NL)	Mike Pelfrey
Brian Giles	May 16, 2009	vs. Cincinnati	Edinson Volquez
Tony Gwynn	June 26, 2009	at Texas	Kevin Millwood
Chris Denorffia	May 11, 2011	at Milwaukee	Randy Wolf
Chris Denorffia	June 14, 2011	at Colorado	Juan Nicasio
Will Venable	June 22, 2011	at Boston	John Lackey
Will Venable	July 20, 2011	at Florida	Ricky Nolasco
Will Venable	August 21, 2011	vs. Florida	Anibal Sanchez

HISTORY & RECORDS

LEADOFF HOME RUNS BY PADRES CONTINUED

PLAYER	DATE	OPPONENT	PITCHER
Will Venable	September 3, 2011	vs. Colorado	Alex White
Will Venable	September 7, 2011	vs. San Francisco	Matt Cain
Will Venable	May 23, 2012	at Seattle	Lance Lynn
Will Venable	June 10, 2012	at Milwaukee	Yovani Gallardo
Chris Denorfia	July 7, 2012	vs. Cincinnati	Homer Bailey
Alexi Amarista	August 10, 2012	at Pittsburgh	James McDonald
Chris Denorfia	August 12, 2012	at Pittsburgh	Erik Bedard
Chris Denorfia	September 4, 2012	at Los Angeles (NL)	Clayton Kershaw

PADRES PINCH-HIT HOME RUNS (183)

PLAYER	DATE	MEN ON		OPPONENT	PITCHER
		INNING	BASE		
Al Ferrara	May 2, 1969	4	3	at Cincinnati	George Culver
Al Ferrara (2)	May 16, 1969	7	0	vs. St. Louis	Ray Washburn
Ivan Murrell	April 16, 1970	10	0	at Atlanta	Phil Niekro
Ramon Webster	July 3, 1970 (2)	5	0	at Atlanta	Phil Niekro
Ed Spiezio	July 18, 1970	9	0	vs. Philadelphia	Dick Selma
Ivan Murrell (2)	July 15, 1971	13	0	at Pittsburgh	Mudcat Grant
Garry Jestadt	May 14, 1972	8	1	at Montreal	Mike Torrez
Larry Stahl	May 31, 1972	9	1	at Atlanta	Ron Reed
Jerry Morales	June 7, 1972 (1)	9	0	vs. Pittsburgh	Bob Johnson
Clarence Gaston	June 14, 1972	6	3	at Chicago (NL)	Ferguson Jenkins
Curt Blefary	June 21, 1972	8	0	at St. Louis	Moe Drabowsky
Jerry Morales	April 7, 1973	9	0	vs. Los Angeles (NL)	Jim Brewer
Jerry Morales (3)	June 5, 1973	7	1	at St. Louis	Alan Foster
Dave Winfield	August 3, 1973	5	0	at Atlanta	Ron Schueler
Clarence Gaston	June 4, 1974	8	0	vs. Chicago (NL)	Dave LaRoche
Clarence Gaston (3)	June 16, 1974	8	1	at Montreal	Chuck Taylor
Gene Locklear	August 21, 1974	8	0	at Montreal	Chuck Taylor
Willie McCovey	May 30, 1975	8	3	at New York (NL)	Bob Apodaca
Willie McCovey	June 12, 1975	8	0	vs. Montreal	Chuck Taylor
Merv Rettenmund	May 18, 1976	9	1	at San Francisco	Gary Lavelle
Willie McCovey (3)	August 8, 1976	8	2	vs. Houston	J.R. Richard
Merv Rettenmund	Sept. 6, 1976	9	0	vs. Los Angeles (NL)	Don Sutton
Merv Rettenmund (3)	April 14, 1977	7	0	vs. San Francisco	Jim Barr
Gary Sutherland	April 25, 1977	9	0	vs. Los Angeles (NL)	Rick Rhoden
Jerry Turner	June 17, 1977	4	2	vs. St. Louis	John Denny
Jerry Turner	April 16, 1978	9	1	vs. San Francisco	Randy Moffitt
Jerry Turner	May 3, 1978	6	1	at Pittsburgh	Jim Bibby
Jerry Turner	July 2, 1978	8	0	at Houston	Tom Dixon
Jerry Turner	July 22, 1978	9	2	vs. Chicago (NL)	Bruce Sutter
Jerry Turner	August 23, 1978	6	2	at Philadelphia	Rawly Eastwick
Gene Tenace	July 13, 1979 (2)	9	0	at Montreal	Woodie Fryman
Dave Winfield (2)	May 22, 1980	9	0	at Pittsburgh	Kent Tekulve
Jerry Turner	May 29, 1980	8	1	vs. Cincinnati	Frank Pastore
Von Joshua	June 26, 1980	8	0	vs. San Francisco	Ed Whitson
Jerry Mumphrey	July 3, 1980	7	1	at Los Angeles (NL)	Burt Hooten
Gene Tenace (2)	Aug. 17, 1980 (2)	7	0	vs. Houston	Joe Niekro
Jerry Turner	April 23, 1981	8	0	at Los Angeles (NL)	Rick Sutcliffe
Joe Lefebvre	April 30, 1981	7	0	at Cincinnati	Mike LaCoss
Joe Lefebvre	August 19, 1981	8	0	at St. Louis	Bruce Sutter
Jerry Turner (9)	August 24, 1981	5	2	at Chicago (NL)	Mike Krukow
Dave Edwards	June 29, 1982	9	0	at Los Angeles (NL)	Jerry Reuss
Terry Kennedy	June 30, 1982 (2)	5	2	at Los Angeles (NL)	Dave Stewart
Garry Templeton	July 4, 1982	7	1	vs. San Francisco	Atlee Hammaker
Joe Lefebvre (3)	August 3, 1982	9	0	at Houston	Frank LaCorte
Kurt Bevacqua	July 14, 1983	7	3	vs. Pittsburgh	Rod Scurry
Joe Lansford	Sept. 21, 1983	8	1	at San Francisco	Mark Davis
Champ Summers	April 10, 1984	5	3	vs. St. Louis	Bob Forsch
Kurt Bevacqua (2)	June 14, 1984	7	1	vs. San Francisco	Mark Davis
Graig Nettles	July 14, 1984	9	1	at St. Louis	Bruce Sutter
Kevin McReynolds	August 8, 1984	9	0	at Cincinnati	Mario Soto
Mario Ramirez	June 28, 1985	5	1	vs. Cincinnati	Joe Price
Al Bumby	August 4, 1985	9	0	at Houston	Mike Scott
Marvell Wynne	April 13, 1986	7	0	vs. Cincinnati	Tom Browning
Bruce Bochy	April 14, 1986	11	0	vs. Los Angeles (NL)	Ed Vande Berg



HISTORY & RECORDS

PADRES PINCH-HIT HOME RUNS CONTINUED

PLAYER	DATE	INNING	MEN ON BASE	OPPONENT	PITCHER
Graig Nettles (2)	May 16, 1986	9	0	vs. Montreal	Jeff Reardon
Terry Kennedy (2)	June 21, 1986	8	1	at Los Angeles (NL)	Tom Niedenfuer
Bruce Bochy (2)	July 4, 1986	9	0	vs. Chicago (NL)	Ray Fontenot
Carmelo Martinez	August 5, 1986	9	0	vs. Atlanta	Ed Olwine
Dane Iorg	Sept. 7, 1986 (1)	6	0	at New York (NL)	Dwight Gooden
Carmelo Martinez	Sept. 14, 1986	9	1	vs. Houston	Mike Scott
John Kruk	July 10, 1987	9	0	at Pittsburgh	Don Robinson
John Kruk (2)	April 16, 1988	9	0	vs. San Francisco	Don Robinson
Marvell Wynne (2)	May 19, 1988	9	0	vs. New York (NL)	Terry Leach
Dickie Thon	Sept. 18, 1988	9	0	at Atlanta	Paul Assenmacher
Mark Parent	Sept. 28, 1988	16	1	vs. Los Angeles (NL)	Rick Horton
Carmelo Martinez (3)	July 18, 1989	8	2	vs. Pittsburgh	Miguel Garcia
Luis Salazar	August 12, 1989	7	1	vs. Atlanta	Tom Glavine
Luis Salazar (3)	August 16, 1989	8	0	at New York (NL)	Ron Darling
Mark Parent (2)	Sept. 14, 1989	9	0	vs. Atlanta	Sergio Valdez
Luis Salazar	April 13, 1989	8	0	vs. Atlanta	Derek Lilliquist
Darrin Jackson	April 27, 1990	7	0	vs. Pittsburgh	Bob Patterson
Fred Lynn	June 18, 1990	8	0	at San Francisco	Jeff Brantley
Mike Pagliarulo	Sept. 19, 1990	7	1	at Los Angeles (NL)	Don Aase
Marty Barrett	April 11, 1991	9	2	vs. San Francisco	Dave Righetti
Garry Templeton	May 28, 1991	7	2	vs. Atlanta	Kent Mercker
Darrin Jackson (2)	June 14, 1991	7	1	vs. Chicago (NL)	Chuck McElroy
Thomas Howard	August 11, 1991	7	0	vs. Cincinnati	Gino Minutelli
Kevin Ward	April 15, 1992	8	1	at San Francisco	Bryan Hickerson
Guill. Velasquez	Sept. 23, 1992	7	1	vs. Houston	Pete Harnisch
Tim Teufel	June 10, 1993	8	1	vs. Los Angeles (NL)	Todd Worrell
Phil Clark	July 26, 1993	9	0	at Chicago (NL)	Randy Myers
Guil. Velasquez (2)	July 28, 1993	8	1	at Chicago (NL)	Bob Scanlan
Dave Staton	Sept. 15, 1993	3	0	vs. Los Angeles (NL)	Kevin Gross
Craig Shipley	May 30, 1994	7	3	vs. Pittsburgh	Dan Miceli
Brian Johnson	July 25, 1994	9	0	vs. Colorado	Bruce Ruffin
Brian Johnson (2)	May 14, 1995	8	3	at Chicago (NL)	Randy Myers
Phil Clark (2)	May 21, 1995	6	0	vs. Pittsburgh	Denny Neagle
Scott Livingstone	May 27, 1995	5	0	at Philadelphia	Mike Williams
Roberto Petagine	June 19, 1995	7	2	vs. Chicago (NL)	Kevin Foster
Melvin Nieves	July 5, 1995	10	1	at Florida	Randy Veres
Archi Cianfrocco	July 21, 1995	8	3	at Atlanta	Steve Bedrosian
Eddie Williams	August 23, 1995	9	1	at Philadelphia	Mike Mimbbs
Archi Cianfrocco	Sept. 1, 1995	5	2	vs. Philadelphia	Russ Springer
Archi Cianfrocco (3)	Sept. 9, 1995	7	2	at St. Louis	Jeff Parrett
Phil Plantier	Sept. 23, 1995	8	0	at Los Angeles (NL)	Ismael Valdes
Marc Newfield	June 20, 1996	8	1	vs. Chicago (NL)	Jaimie Navarro
Rob Deer	July 6, 1996	7	1	vs. San Francisco	Rich Delucia
Scott Livingstone (2)	July 12, 1996	9	2	at Colorado	Curtis Leskanic
Steve Finley	Sept. 9, 1996	8	0	vs. Pittsburgh	Rich Loiselle
Rickey Henderson	April 1, 1997	6	0	vs. New York (NL)	Pete Harnisch
Carlos Hernandez	May 19, 1997	9	0	at Cincinnati	Stan Belinda
Greg Vaughn	July 3, 1997	6	1	vs. Seattle	Bobby Ayala
Greg Vaughn (2)	July 22, 1997	8	0	vs. Pittsburgh	Ricardo Rincon
Mark Sweeney	July 28, 1997	9	0	vs. Philadelphia	Ricky Bottalico
Mark Sweeney	August 16, 1997	8	1	vs. Chicago (NL)	Kevin Foster
Craig Shipley (2)	August 23, 1997	7	0	at New York (NL)	Dave Micki
Mark Sweeney	April 23, 1998	9	0	at Chicago (NL)	Amaury Telemaco
George Arias	August 31, 1998	6	0	vs. Montreal	Anthony Telford
Jim Leyritz	April 7, 1999	9	0	vs. Colorado	Bobby Jones
Greg Myers	May 11, 1999	5	0	vs. Florida	Ryan Dempster
Jim Leyritz (2)	May 29, 1999	5	0	at Milwaukee	Rafael Roque
Phil Nevin	July 2, 1999	9	1	at Colorado	Dave Wainhouse
Carlos Baerga	July 2, 1999	9	0	at Colorado	Dave Wainhouse
Phil Nevin	June 23, 1999	9	0	at Houston	Billy Wagner
Wiki Gonzalez	Sept. 9, 1999	8	1	vs. Montreal	Ted Lilly
Ryan Klesko	April 26, 2000	9	1	at Pittsburgh	Mike Williams
Carlos Hernandez (2)	May 20, 2000	7	1	at Atlanta	John Burkett
Al Martin	May 21, 2000	9	1	at Atlanta	Greg McMichael
Ed Sprague	June 18, 2000	5	2	vs. Cincinnati	Dennys Reyes
Ryan Klesko (2)	June 21, 2000	9	1	at Arizona	Byung-Hyun Kim
Dave Magadan	July 14, 2000	9	0	vs. Seattle	Kazuhiro Sasaki
Kory DeHaan	August 31, 2000	6	1	at Chicago (NL)	Kyle Farnsworth
Cesar Crespo	August 29, 2001	9	1	at St. Louis	Dave Veres

HISTORY & RECORDS

PADRES PINCH-HIT HOME RUNS CONTINUED

PLAYER	DATE	INNING	MEN ON BASE	OPPONENT	PITCHER
Mike Darr	September 22, 2001	10	0	vs. San Francisco	Brian Boehringer
Ron Gant	April 13, 2002	5	0	vs. Los Angeles (NL)	Terry Mulholland
Trenidad Hubbard	April 21, 2002	7	1	at Los Angeles (NL)	Terry Mulholland
Gene Kingsale	June 27, 2002	8	0	at San Francisco	Aaron Fultz
Brian Buchanan	July 28, 2002	7	0	at Arizona	Brian Anderson
Brian Buchanan	August 8, 2002	7	0	vs. Philadelphia	Mike Timlin
Mark Kotsay	August 9, 2002	9	1	at Cincinnati	Scott Sullivan
Mark Loretta	May 1, 2003	8	0	vs. Pittsburgh	Kip Wells
Brian Buchanan	June 22, 2003	8	0	vs. Seattle	Matt White
Keith Lockhart	June 24, 2003	8	0	vs. Colorado	Justin Speier
Ryan Klesko	July 30, 2003	7	0	vs. Arizona	Mike Myers
Ramon Hernandez	May 19, 2004	9	1	at Pittsburgh	John Grabow
Sean Burroughs	May 28, 2004	9	1	at Milwaukee	Luis Vizcaino
Brian Buchanan (3)	July 2, 2004	6	0	vs. Kansas City	Shawn Camp
Terrence Long	September 19, 2004	8	1	at San Francisco	Dave Burba
Miguel Ojeda	October 1, 2004	7	0	at Arizona	Michael Gosling
Phil Nevin (3)	April 26, 2005	8	1	at San Francisco	Armando Benitez
Mark Sweeney	May 6, 2005	6	1	at St. Louis	Jeff Suppan
Mark Sweeney (5)	August 19, 2005	8	2	at Atlanta	Dan Kolb
Robert Fick	September 13, 2005	9	0	at San Francisco	Armando Benitez
Geoff Blum	May 3, 2006	8	0	at Los Angeles (NL)	Franquelis Osoria
Rob Bowen	May 6, 2006	10	0	vs. Chicago (NL)	Bob Howry
Eric Young	June 13, 2006	7	0	vs. Los Angeles (NL)	Odalis Perez
Vinny Castilla	June 15, 2006	7	0	vs. Los Angeles (NL)	Jonathan Broxton
Eric Young (2)	June 24, 2006	8	0	vs. Seattle	Eddie Guardado
Mike Piazza	July 9, 2006	9	0	at Washington	Chad Cordero
Josh Barfield	August 17, 2006	9	3	vs. San Francisco	Jack Taschner
Paul McNulty	September 6, 2006	12	1	vs. Colorado	Nate Field
Jose Cruz Jr.	July 13, 2007	7	0	at Arizona	Tony Pena
Termmel Sledge	August 25, 2007	9	0	at Philadelphia	Brett Myers
Morgan Ensberg	September 13, 2007	6	1	at Los Angeles (NL)	David Wells
Tony Clark	June 8, 2008	8	2	vs. New York (NL)	Billy Wagner
Brian Myrow	July 8, 2008	7	0	vs. Florida	Logan Kensing
Edgar Gonzalez	September 11, 2008	8	1	vs. San Francisco	Kevin Correia
Edgar Gonzalez	April 26, 2009	8	0	vs. Pittsburgh	Ross Ohlendorf
Edgar Gonzalez (3)	May 16, 2009	7	0	vs. Cincinnati	Mike Lincoln
Scott Hairston	May 30, 2009	9	0	at Colorado	Huston Street
David Eckstein	June 7, 2009	9	2	vs. Arizona	Chad Qualls
Chase Headley	July 18, 2009	7	0	vs. Colorado	Joel Peralta
Oscar Salazar	August 13, 2009	6	0	at Milwaukee	Manny Parra
Chase Headley (2)	August 31, 2009	8	0	vs. Washington	Livan Hernandez
Oscar Salazar	September 1, 2009	7	0	vs. Washington	J.D. Martin
Adrian Gonzalez	September 16, 2009	9	1	vs. Arizona	Esmerling Vasquez
Oscar Salazar	June 12, 2010	8	2	vs. Seattle	Brandon League
Chris Denorfia	July 7, 2010	7	0	at Washington	Joel Peralta
Matt Stairs	July 7, 2010	9	0	at Washington	Matt Capps
Scott Hairston (2)	July 21, 2010	9	0	at Atlanta	Billy Wagner
Matt Stairs	August 21, 2010	8	1	at Milwaukee	Kameron Loe
Nick Hundley	September 3, 2010	7	1	vs. Colorado	Samuel Deduno
Oscar Salazar (4)	September 13, 2010	9	0	at Colorado	Franklin Morales
Matt Stairs	September 14, 2010	8	1	at Colorado	Rafael Betancourt
Matt Stairs (4)	September 18, 2010	9	0	at St. Louis	Kyle McClellan
Jesus Guzman	June 24, 2011	7	1	vs. Atlanta	Jairo Asencio
Aaron Cunningham	August 5, 2011	7	0	at Pittsburgh	Jason Grilli
Mark Kotsay	May 1, 2012	8	1	vs. Milwaukee	Francisco Rodriguez
Jesus Guzman	June 1, 2012	8	1	vs. Arizona	Wade Miley
Jesus Guzman	July 3, 2012	8	0	at Arizona	Patrick Corbin
Yasmani Grandal	July 4, 2012	8	1	at Arizona	David Hernandez
Logan Forsythe	July 5, 2012	8	0	vs. Cincinnati	Sean Marshall
Mark Kotsav	September 23, 2012	8	0	at San Francisco	Brad Penny



HISTORY & RECORDS

GRAND SLAM HOME RUNS BY PADRES (129)

PLAYER	DATE	INNING	OPPONENT	PITCHER
Al Ferrara *	May 2, 1969	4	at Cincinnati	George Culver
Ollie Brown	May 3, 1969	1	at Cincinnati	Tony Cloninger
Roberto Pena	May 10, 1969	4	at St. Louis	Steve Carlton
Nate Colbert#	May 25, 1969	3	vs. Chicago (NL)	Don Nottebart
Ed Splizio	August 18, 1970	6	at Chicago (NL)	Roberto Rodriguez
Mike Corkins +	September 4, 1970	4	at Cincinnati	Jim Merritt
Ramon Webster	September 7, 1970 (1)	9	vs. Houston	Ken Forsch
Nate Colbert	June 6, 1971	5	vs. Montreal	John Strohmayr
Bob Barton	June 18, 1971	9	at San Francisco	Jerry Johnson
Clarence Gaston *	June 14, 1972	6	at Chicago (NL)	Ferguson Jenkins
Nate Colbert	August 1, 1972 - Gm 2	2	at Atlanta	Pat Jarvis
Nate Colbert	September 7, 1972 - Gm 2	6	vs. Cincinnati	Jack Billingham
Nate Colbert	May 17, 1974	1	at San Francisco	Ron Bryant
Willie McCovey	May 19, 1974 - Gm 2	5	at San Francisco	Tom Bradley
Willie McCovey*	May 30, 1975	8	at New York (NL)	Bob Apodaca
Mike Ivie	July 1, 1975	5	at Los Angeles (NL)	Jim Brewer
Dave Winfield	April 13, 1976	7	at Los Angeles (NL)	Stan Wall
Dave Winfield	May 21, 1976	1	vs. Cincinnati	Gary Nolan
Doug Rader	September 29, 1976	1	vs. Cincinnati	Fred Norman
Gene Tenace	April 18, 1977	5	at Atlanta	Bob Johnson
Mike Ivie	May 20, 1977	1	at Montreal	Gerry Hannahs
Dave Kingman	August 5, 1977	6	at Chicago (NL)	Paul Reuschel
Dave Kingman	August 21, 1977	1	at St. Louis	Tom Underwood
Dave Winfield	July 4, 1978	1	at San Francisco	John Montefusco
Barry Evans	May 25, 1980	9	at St. Louis	Pedro Borbon
Randy Bass	April 12, 1981	3	at San Francisco	Tom Griffin
Steve Garvey	July 3, 1983	5	at San Francisco	Mark Davis
Tim Flannery	July 11, 1983	1	vs. Chicago (NL)	Ferguson Jenkins
Kurt Bevacqua *	July 14, 1983	7	vs. Pittsburgh	Rod Scurry
Bobby Brown#	August 6, 1983	8	vs. Cincinnati	Tom Hume
Champ Summers *	April 10, 1984	5	vs. St. Louis	Bob Forsch
Garry Templeton	July 29, 1984	6	vs. Houston	Mike LaCoss
Carmelo Martinez	April 15, 1985	7	vs. San Francisco	Greg Minton
Kurt Bevacqua	June 7, 1985 (1)	5	at Cincinnati	Tom Browning
Jerry Royster	June 21, 1985	8	vs. San Francisco	Greg Minton
Kurt Bevacqua	June 23, 1985	5	vs. San Francisco	Atlee Hammaker
Kevin McReynolds	Oct. 4, 1986	3	at Cincinnati	Bill Gullickson
John Kruk	April 12, 1988	5	vs. Los Angeles (NL)	Brad Havens
Marvell Wynne	September 11, 1988	2	vs. Atlanta	Charlie Puleo
Benito Santiago	September 21, 1988 (1)	2	at Los Angeles (NL)	Rick Horton
Carmelo Martinez	April 27, 1989	8	at Pittsburgh	Logan Easley
Chris James	July 18, 1989	5	vs. Pittsburgh	Bob Walk
Benito Santiago	September 3, 1989	7	vs. Philadelphia	Jeff Parrett
Jack Clark	September 4, 1989	7	at Atlanta	Mark Eichhorn
Garry Templeton	September 11, 1989	6	vs. Houston	Danny Darwin
Joe Carter	April 23, 1990	1	vs. San Francisco	Eric Gunderson
Garry Templeton	May 18, 1990	2	vs. New York (NL)	Frank Viola
Joe Carter	August 4, 1990	11	at Cincinnati	Rick Mahler
Benito Santiago	September 19, 1990	6	at Los Angeles (NL)	Darrin Holmes
Tim Teufel	August 2, 1991	3	at Atlanta	Charlie Liebrandt
Fred McGriff	August 13, 1991	3	Houston	Mark Portugal
Fred McGriff	August 14, 1991	1	Houston	Jim Deshaies
Darrin Jackson	August 25, 1991	6	at Chicago (NL)	Bob Scanlan
Fred McGriff	April 10, 1992	7	Los Angeles (NL)	John Candelaria
Gary Sheffield	June 18, 1992	4	at San Francisco	Trevor Wilson
Gary Sheffield	August 14, 1992	2	at Cincinnati	Chris Hammond
Jerald Clark	Sept. 7, 1992	4	at San Francisco	Bud Black
Billy Bean	August 11, 1993	3	Houston	Darryl Kile
Phil Plantier	August 23, 1993	1	St. Louis	Donovan Osborne
Luis Lopez +	May 23, 1994	1	San Francisco	Mark Portugal
Craig Shipley *	May 30, 1994	7	Pittsburgh	Dan Miceli
Brian Johnson	July 1, 1994	7	New York (NL)	Roger Mason
Eddie Williams	July 5, 1994	5	Philadelphia	Bobby Munoz
Brian Johnson *	May 14, 1995	8	at Chicago (NL)	Randy Myers
Bip Roberts	May 20, 1995	9	Pittsburgh	Dan Miceli
Ken Caminiti	June 27, 1995	6	at Los Angeles (NL)	Greg Hansell
Eddie Williams	July 9, 1995	7	at Houston	Doug Brocail
Ray Holbert	July 17, 1995	5	Cincinnati	C.J. Nitkowski
Archi Cianfrocco *	July 21, 1995	8	at Atlanta	Steve Bedrosian
Melvin Nieves	August 2, 1995	8	San Francisco	Terry Mulholland

HISTORY & RECORDS

GRAND SLAM HOME RUNS BY PADRES CONTINUED

PLAYER	DATE	INNING	OPPONENT	PITCHER
Tony Gwynn	August 22, 1995	5	at Philadelphia	Tommy Greene
Melvin Nieves	August 26, 1995	9	at New York (NL)	Doug Henry
Ken Caminiti	April 6, 1996	13	at Houston	Alvin Morman
Brian Johnson	May 24, 1996	7	at New York (NL)	Blas Minor
Steve Finley	June 1, 1996	6	at Philadelphia	Dave Leiper
John Flaherty	July 27, 1996	8	at Florida	Terry Mathews
Greg Vaughn !	August 16, 1996	6	vs. New York (NL)	Derek Wallace
Ken Caminiti	August 19, 1996	1	vs. Montreal	Pedro Martinez
Tony Gwynn @	June 26, 1997	7	at Los Angeles (NL)	Mark Guthrie
Steve Finley	July 3, 1997	1	vs. Seattle	Derek Lowe
Steve Finley	Sept. 1, 1997	9	at Seattle	Bobby Ayala
Steve Finley %	April 10, 1998	9	Arizona	Felix Rodriguez
Wally Joyner	May 5, 1998	2	at Milwaukee	Paul Wagner
Greg Vaughn	June 9, 1998	7	Cincinnati	Brett Tomko
Ruben Rivera	July 17, 1998	4	at Cincinnati	Rick Krivda
Tony Gwynn	August 4, 1999	5	at St. Louis	Kent Mercker
Phil Nevin	May 19, 2000	7	at Atlanta	Kevin McGlinchy
Bret Boone	June 10, 2000	1	Houston	Scott Elarton
Ruben Rivera	July 30, 2000	7	at Pittsburgh	Josias Manzanillo
Damian Jackson	August 22, 2000	2	New York (NL)	Pat Mahomes
Ben Davis	May 1, 2001	3	at Chicago (NL)	Jason Bere
Phil Nevin	June 14, 2001	8	vs. Oakland	Chad Bradford
Bubba Trammell	July 4, 2001	7	vs. Colorado	Juan Acevedo
Damian Jackson	July 14, 2001	6	at Houston	Wade Miller
Phil Nevin	July 28, 2001	4	at Milwaukee	Allen Levrault
Ryan Klesko	August 22, 2001	8	vs. Chicago (NL)	Jeff Fassero
Bubba Trammell	August 25, 2001	9	at Florida	Ricky Bones
Ray Lankford	September 1, 2001	8	vs. Arizona	Byung-Hyun Kim
Phil Nevin	September 27, 2001	2	at Colorado	Kane Davis
Phil Nevin	October 6, 2001	1	vs. Colorado	Scott Elarton
Deivi Cruz	April 23, 2002	1	at Philadelphia	Randy Wolf
Ramon Vazquez +	June 7, 2002	2	at Tampa Bay	Ryan Rupe
Ron Gant	June 29, 2002	10	at Kansas City	Dan Reichert
Mark Kotsay	August 4, 2002	2	vs. Cincinnati	Ryan Dempster
Ryan Klesko	August 27, 2002	7	at Houston	Nelson Cruz
Rondell White	June 20, 2003	9	vs. Seattle	Jeff Nelson
Rondell White	June 29, 2003	9	at Seattle	Arthur Rhodes
Phil Nevin	August 27, 2003	8	at Arizona	Stephen Randolph
Phil Nevin	April 5, 2004	5	at Los Angeles (NL)	Hideo Nomo
Ryan Klesko	July 8, 2005	6	at Colorado	Byung-Hyun Kim
Xavier Nady	August 20, 2005	13	at Atlanta	Joey Devine
Khalil Greene	September 17, 2005	9	vs. Washington	Chad Cordero
Ramon Hernandez	September 27, 2005	4	vs. San Francisco	Jeff Fassero
Brian Giles	April 23, 2006	4	vs. New York (NL)	Victor Zambrano
Josh Barfield *	August 17, 2006	9	vs. San Francisco	Jack Taschner
Kevin Kouzmanoff	May 25, 2007	5	vs. Milwaukee	Dave Bush
Khalil Greene	May 30, 2007	8	at Pittsburgh	Jonah Bayliss
Mike Cameron	September 1, 2007	5	vs. Los Angeles (NL)	Derek Lowe
Adrian Gonzalez	October 1, 2007	3	at Colorado	Josh Fogg
Kevin Kouzmanoff	June 14, 2008	10	at Cleveland	Edward Mujica
Everth Cabrera	August 7, 2009	9	vs. New York (NL)	Francisco Rodriguez
Adrian Gonzalez	April 23, 2010	4	at Cincinnati	Micah Owings
Jerry Hairston, Jr.	May 31, 2010	2	vs. New York (NL)	Hisanori Takahashi
Adrian Gonzalez %	June 2, 2010	11	vs. New York (NL)	Raul Valdes
Aaron Cunningham	June 15, 2010	2	vs. Toronto	Brett Cecil
Adrian Gonzalez	August 26, 2010	8	vs. Arizona	Sam Demel
Chase Headley	August 5, 2011	4	at Pittsburgh	Jeff Karstens
Kyle Blanks	August 6, 2011	7	at Pittsburgh	Chris Resop
Will Venable	September 28, 2011	6	vs. Chicago (NL)	Ryan Dempster
Chase Headley	April 8, 2012	8	vs. Los Angeles (NL)	Scott Elbert
Alexi Amarista	June 28, 2012	9	at Houston	Brett Myers
Chase Headley	September 9, 2012	7	vs. Arizona	Takashi Saito
Yonder Alonso	September 14, 2012	1	vs. Colorado	Tyler Chatwood

* Pinch hitter
@ Inside-the Park

! In Monterrey, Mexico
+ First Major League home run

First game of doubleheader
% Walk Off

ALL-TIME PADRES GRAND SLAM LEADERS

RK	PLAYERS	GRAND SLAMS
1.	Phil Nevin	7
2.	Nate Colbert	5
3.	Steve Finley	4
	Adrian Gonzalez	4
5.	10 tied with	3

CAREER GRAND SLAMS BY ACTIVE PADRES

RK	PLAYERS	GRAND SLAMS
1.	Carlos Quentin	4
T2.	Mark Kotsay	3
	Chase Headley	3
T3.	Six tied with	1



HISTORY & RECORDS

ALL-TIME SINGLE-SEASON RECORDS

CLUB GENERAL

WINS AND LOSSES

BEST OVERALL RECORD	98-64, 1998
BEST HOME RECORD	54-27, 1998
BEST ROAD RECORD	46-35, 1996
MOST HOME WINS	54, 1998
MOST ROAD WINS	46, 1996
MOST HOME LOSSES	54, 1972
MOST ROAD LOSSES	57, 1969 & 1974
FEWEST HOME WINS	28, 1969
FEWEST ROAD WINS	24, 1969 & 1974
FEWEST HOME LOSSES	27, 1998
FEWEST ROAD LOSSES	35, 1996
WINS VS. ONE CLUB	14, vs. San Francisco, 2007
HOME WINS VS. ONE CLUB	8, 7x, last vs. Arizona, 2010
ROAD WINS VS. ONE CLUB	7, 10x, last at Arizona, 2012
LOSSES VS. ONE CLUB	17, vs. Atlanta, 1974
HOME LOSSES VS. ONE CLUB	9, 2x, vs. LA, 1971 and vs. Atlanta, 1974
AWAY LOSSES VS. ONE CLUB	9, 2x, at Atlanta, 1980 and at Arizona, 2002
MOST WINS IN A MONTH	22 in May, 2005
MOST LOSSES IN A MONTH	23 in May, 2003

SHUTOUTS

MOST PLAYED	34, 2x, 1972 & 1976
MOST WON	20, 2x, 2007 & 2010
MOST LOST	23, 2x, 1969 & 1976
MOST WON, HOME	14, 2007
MOST WON, AWAY	13, 1985
MOST LOST, HOME	13, 2001
MOST LOST, AWAY	15, 1969
MOST WINS BY SHUTOUT vs. ONE TEAM	5, 2x, vs. Houston, 1984 and vs. Los Angeles-NL, 2002
MOST LOSSES BY SHUTOUT vs. ONE TEAM	5, 7x, last by Los Angeles-NL, 2011

SEASON SERIES

SEASON SWEEP BY PADRES	5x, last vs. Florida (7-0), 2011
SEASON SWEEP BY OPPOSITION	10x, last by Texas, 2012
SWEEPS BY PADRES AT SAN DIEGO	37x, last vs. Chicago-NL (3-0), Pittsburgh (3-0) and St. Louis (3-0), 2012
SWEEPS BY OPPOSITION AT SAN DIEGO	34x, last vs. Miami (0-3) and Texas (0-3), 2012
SWEEPS BY PADRES ON ROAD	16x, last at Seattle (3-0), 2012
SWEEPS BY OPPOSITION ON ROAD	42x, last by Chicago-NL (0-3) and St. Louis (0-3), 2012

ONE-RUN GAMES

MOST PLAYED	64, 1980
MOST WON	34, 1978 & 1984
MOST LOST	37, 1970
MOST WON, HOME	24, 1979
MOST WON, ROAD	15, 1978 & 1984
MOST LOST, HOME	20, 1972
MOST LOST, ROAD	22, 1970, '79 & '93
FEWEST WON	12, 1994
FEWEST LOST	15, 1991, 2001, '04
FEWEST WON, HOME	9, 2011
FEWEST WON, ROAD	3, 2008
FEWEST LOST, HOME	3, 1974
FEWEST LOST, ROAD	7, 1977

EXTRA-INNING GAMES

MOST	24, 1996 & 2000
MOST WON	13, 1996
MOST LOST	14, 1972

DOUBLEHEADERS

MOST WON	5, 1977
MOST LOST	8, 1969
BEST RECORD	5-1-2, 1977

1-0 GAMES

MOST WON	6, 2x, 1985 & 2010
MOST LOST	6, 2011

VS. RIGHTHANDERS

MOST WON	71, 2006
MOST LOST	93, 1969

VS. LEFTHANDERS

MOST WON	32, 1990 & 1992
MOST LOST	37, 2008

MOST GAMES WON, STARTERS	68, 1988, 1989
MOST GAMES LOST, STARTERS	89, 1969

MOST GAMES WON, RELIEVERS	32, 1977
MOST GAMES LOST, RELIEVERS	35, 2002

PLAYERS USED

SEASON, MOST	59, 2002 and 2008+*
SEASON, FEWEST	31, 1984

PITCHERS USED

SEASON, MOST	37, 2002*
SEASON, FEWEST	12, 1973

* Major League Record
National League Record

+ Ties Major League Record

HISTORY & RECORDS

CLUB BATTING

BATTING AVERAGE:	HIGHEST — .275 in 1994	LOWEST — .225 in 1969
AT-BATS:	MOST — 5,655 in 1996	FEWEST — 5,357 in 1969
RUNS SCORED:	MOST — 795 in 1997	FEWEST — 468 in 1969
HITS:	MOST — 1,521 in 2004	FEWEST — 1,203 in 1969
SINGLES:	MOST — 1,105 in 1980	FEWEST — 878 in 2009
DOUBLES:	MOST — 322 in 2007	FEWEST — 180 in 1969
TRIPLES:	MOST — 53 in 1979	FEWEST — 16 in 1997
HOME RUNS:	MOST — 172 in 1970	FEWEST — 64 in 1976
AT HOME:	MOST — 87 in 1992, '93	FEWEST — 29 in 1980
ON THE ROAD:	MOST — 104 in 1970	FEWEST — 34 in 1976
GRAND SLAMS:	MOST — 10 in 2001	FEWEST — 0 in 1973, '79, '82, '87
RUNS BATTED IN:	MOST — 761 in 1997	FEWEST — 431 in 1969
EXTRA-BASE HITS:	MOST — 524 in 2007	FEWEST — 305 in 1980
TOTAL BASES:	MOST — 2,322 in 2006	FEWEST — 1,764 in 1969
SLUGGING PERCENTAGE:	HIGHEST — .416 in 2006	LOWEST — .329 in 1969
PINCH HITS:	MOST — 74 in 1986	FEWEST — 35 in 1985, '88
PINCH-HIT GAME-WINNING RBI:	MOST — 6 in 1986	
PINCH-HIT AVERAGE:	HIGHEST — .276 in 1978	LOWEST — .161 in 2011
PINCH-HIT HOME RUNS:	MOST — 10 in 1995	FEWEST — 1 in 1971, '79, '87
STOLEN BASES:	MOST — 239 in 1980	FEWEST — 36 in 2008
CAUGHT STEALING:	MOST — 91 in 1987	FEWEST — 17 in 2008
HOME RUNS vs. ONE NL CLUB:	MOST — 28 vs. ARI, '07 & '10	FEWEST — 1 vs. MON, '78 & FLA, '05, '07, '12
STRIKEOUTS:	MOST — 1,320 in 2011	FEWEST — 716 in 1976
BASE ON BALLS:	MOST — 678 in 2001	FEWEST — 401 in 1973
LEFT ON BASE:	MOST — 1,239 in 1980	FEWEST — 998 in 1995
HIT BY PITCH:	MOST — 59 in 1993	FEWEST — 9 in 1989
SACRIFICE HITS:	MOST — 133 in 1975	FEWEST — 29 in 2001
SACRIFICE FLIES:	MOST — 66 in 2004	FEWEST — 19 in 1971
GROUNDED INTO DOUBLE PLAYS:	MOST — 146 in 1996	FEWEST — 81 in 1978
SHUTOUTS:	MOST — 23 in 1969 & '76	FEWEST — 3 in 2004

CLUB PITCHING

EARNED RUN AVERAGE:	LOWEST — 3.22 in 1971	HIGHEST — 4.98 in 1997
COMPLETE GAMES:	MOST — 47 in 1971, '76	FEWEST — 0 in 2011
STRIKEOUTS:	MOST — 1,295 in 2010	FEWEST — 652 in 1976
BASE ON BALLS:	MOST — 715 in 1974	FEWEST — 422 in 2004
HITS:	MOST — 1,581 in 1997	FEWEST — 1,305 in 2010
RUNS ALLOWED:	MOST — 891 in 1997	FEWEST — 581 in 2010
SAVES:	MOST — 59 in 1998	FEWEST — 17 in 1971
WILD PITCHES:	MOST — 73 in 1999	FEWEST — 23 in 1979, '85
BALKS:	MOST — 25 in 1977	FEWEST — 2 in 2004
HIT BATSMEN:	MOST — 68 in 2000	FEWEST — 12 in 1978, '80
HOME RUNS ALLOWED:	MOST — 219 in 2001	FEWEST — 74 in 1978
HOME RUNS ALLOWED vs. ONE NL CLUB:	MOST — 37 by COL, 2001	FEWEST — 1 by MON & NYM, 2001 & PIT, '06
SHUTOUTS:	MOST — 20 in 2007, '10	FEWEST — 2 in 1997

CLUB FIELDING

FIELDING PERCENTAGE:	HIGHEST — .988 in 2010	LOWEST — .971 in 1975, '77
ERRORS:	FEWEST — 72 in 2010	MOST — 189 in 1977
DOUBLE PLAYS:	MOST — 171 in 1978	FEWEST — 97 in 2012
PUTOUTS:	MOST — 4,467 in 1996	FEWEST — 4,263 in 1999
ASSISTS:	MOST — 2,012 in 1980	FEWEST — 1,529 in 2005
TOTAL CHANCES:	MOST — 6,543 in 1980	FEWEST — 6,004 in 2005
PASSED BALLS:	MOST — 22 in 1987	FEWEST — 2 in 1992

MOST CONSECUTIVE ERRORLESS GAMES	11, August 17-28, 2010
MOST CONSECUTIVE ERRORLESS GAMES TO BEGIN A SEASON	5, April 5-9, 1988
MOST CONSECUTIVE ERRORLESS INNINGS	108, August 16-29, 2010
MOST ERRORLESS GAMES	107, 2010

LONGEST WINNING STREAKS

STREAK (GAMES)	DATES
14	June 18-July 2, 1999
11	June 7-19, 1998
11	April 14-27, 1982
10	July 25-August 4, 1978
10	May 15-May 25, 2009
9	April 30-May 8, 2006



HISTORY & RECORDS

INDIVIDUAL BATTING

BATTING AVERAGE394, Tony Gwynn, 1994
SLUGGING PERCENTAGE621, Ken Caminiti, 1996
GAMES PLAYED	162, Dave Winfield, 1980; Steve Garvey, 1985; Joe Carter, 1990; Adrian Gonzalez, 2008
RUNS SCORED	126, Steve Finley, 1996
HITS	220, Tony Gwynn, 1997
TOTAL BASES	348, Steve Finley, 1996
SINGLES	177, Tony Gwynn, 1984
DOUBLES	49, Tony Gwynn, 1997
TRIPLES	13, Tony Gwynn, 1987 & Dave Roberts, 2006
HOME RUNS	50, Greg Vaughn, 1998
MOST GAMES HITTING HOME RUNS FROM BOTH SIDES OF PLATE	4, Ken Caminiti, 1996
RUNS BATTED IN	130, Ken Caminiti, 1996
GRAND SLAMS	4, Phil Nevin, 2001
GAME-WINNING RBI	21, Gary Sheffield, 1992
PINCH-HIT AVERAGE (Minimum 20 at bats)478, Terry Kennedy, 1986
MOST PINCH HITS	21, Merv Rettenmund, 1977
STOLEN BASES	70, Alan Wiggins, 1984
STRIKEOUTS, MOST	160, Mike Cameron, 2007
STRIKEOUTS, FEWEST (Minimum 502 Plate App.)	15, Tony Gwynn, 1995
BASE ON BALLS	132, Jack Clark, 1989
INTENTIONAL WALKS	35, Adrian Gonzalez, 2010
SACRIFICE HITS	28, Ozzie Smith, 1978
SACRIFICE FLIES	16, Mark Loretta, 2004
HIT BY PITCH	17, Carlos Quentin, 2012
GROUNDED INTO DOUBLE PLAYS, MOST	25, Steve Garvey, 1984 & 1985 & Kevin Kouzmanoff, 2009
GROUNDED INTO DOUBLE PLAYS, FEWEST (Minimum 502 Plate App.)	2, Alan Wiggins, 1984

INDIVIDUAL PITCHING

APPEARANCES, MOST	83, Craig Lefferts, 1986
COMPLETE GAMES	25, Randy Jones, 1976
STARTS	40, Randy Jones, 1976
GAMES FINISHED	69, Rollie Fingers, 1977
SHUTOUTS	6, Fred Norman, 1972 & Randy Jones, 1975
VICTORIES, MOST	22, Randy Jones, 1976
WON-LOST PCT. (Min. 15 decisons)778, Gaylord Perry, 1978 (21-6) & Dennis Rasmussen, 1988 (14-4)
LOSSES	22, Randy Jones, 1974
INNINGS PITCHED	315.1, Randy Jones, 1976
RUNS ALLOWED	137, Bobby J. Jones, 2001
EARNED RUNS ALLOWED	117, Bill Greif, 1974 & Matt Clement, 2000
HITS	274, Randy Jones, 1976
BASE ON BALLS	125, Matt Clement, 2000
STRIKEOUTS	257, Kevin Brown, 1998
STRIKEOUTS/9 INNINGS (Min. 162 IP)	9.87, Andy Benes, 1994
LOWEST ERA (Min. 162 IP)	2.10, Dave Roberts, 1971
HOME RUNS ALLOWED	37, Kevin Jarvis & Bobby J. Jones, 2001
SAVES	53, Trevor Hoffman, 1998
HIT BATSMEN	16, Matt Clement, 2000
WILD PITCHES	23, Matt Clement, 2000
BALKS	6, Tom Griffin & Bob Shirley, 1977

MISCELLANEOUS RECORDS

YOUNGEST PADRE	Brian Greer, at Los Angeles-NL, September 13, 1977 (18 years, 122 days)
OLDEST PADRE	Jesse Orosco, vs. Arizona, July 20, 2003 (46 years, 90 days)

INDIVIDUAL FIELDING

BEST FIELDING PERCENTAGE (min. 2/3 of team games played)	
FIRST BASEMAN	1.000, Steve Garvey, 1984
SECOND BASEMAN	1.000, David Eckstein, 2010
SHORTSTOP984, Khalil Greene, 2007
THIRD BASEMAN990, Kevin Kouzmanoff, 2009
OUTFIELDER	1.000, Eric Owens, 2000 & Dave Roberts, 2006
CATCHER (min. 1/2 of team games played)998, Gene Tenace, 1979
PITCHER (min. 1.0 IP per team game)	1.000, 29 times, last by Edinson Volquez, 2012

HISTORY & RECORDS

ALL-TIME SINGLE-GAME RECORDS

CLUB GENERAL

PLAYERS USED	
PADRES (9-Inning Game).....	24, at San Francisco, September 26, 1997
PADRES (Extra Innings).....	26, vs. Florida, Sept. 9, 1997 (13 innings)
BOTH TEAMS.....	50, at Los Angeles, September 13, 1982 (16 innings)
LONGEST GAME, INNINGS	
HOME.....	22, vs. Colorado, April 17, 2008
ROAD.....	21, at Montreal, May 21, 1977
LONGEST GAME TIME, 9 INNINGS	
HOME.....	3:51 vs. San Francisco, May 6, 1995
ROAD.....	4:10 at Florida, July 27, 1996
SHORTEST GAME TIME, 9 INNINGS	
HOME.....	1:29, vs. Philadelphia, May 4, 1977
LONGEST GAME TIME, EXTRA INNINGS	
HOME.....	6:17, vs. Houston, August 15, 1980 (20 innings)
ROAD.....	5:33, at Montreal, May 21, 1977 (21 innings)
SHORTEST GAME TIME, EXTRA INNINGS	
HOME.....	2:00, vs. St. Louis (10 innings), May 19, 1975
LARGEST MARGINS OF VICTORY, DEFEAT	
MARGIN OF VICTORY.....	16, vs. Florida, August 23, 2002 (18-2)
MARGIN OF DEFEAT.....	19, at Chicago (NL), May 13, 1969 (19-0), vs. Los Angeles, June 28, 1969 (19-0) and at Colorado, September 20, 2005 (20-1)
LARGEST SHUTOUTS	
VICTORY.....	13-0, vs. Cincinnati, August 11, 1991
LOSS.....	19-0, at Chicago (NL), May 13, 1969 and vs. Los Angeles, June 28, 1969

CLUB BATTING

AT-BATS IN NINE-INNING GAME.....	48, at Atlanta, August 12, 2003
AT-BATS IN EXTRA-INNING GAME.....	75, vs. Houston, September 24, 1971 (21 innings) (1st game)
RUNS SCORED IN NINE-INNING GAME.....	20, at Florida, July 27, 1996 and at Montreal, May 19, 2001
RUNS SCORED IN EXTRA-INNING GAME.....	17, at San Francisco, May 23, 1970 (15 inn.)
RUNS SCORED IN A LOSS.....	14, at St. Louis, August 29, 2001 (14-16)
MOST RUNS, BOTH TEAMS IN NINE-INNING GAME.....	32, San Diego 20, at Florida 12, July 27, 1996
MOST RUNS, BOTH TEAMS IN EXTRA-INNING GAME.....	33, San Diego 17, at San Francisco 16, May 23, 1970 (15 inn.)
HITS IN NINE-INNING GAME.....	24, vs. San Francisco, April 19, 1982 and at Atlanta, August 12, 2003
HITS IN EXTRA-INNING GAME.....	21, vs. Houston, July 5, 1969 and at San Francisco, May 23, 1970
MOST HITS, BOTH TEAMS IN NINE-INNING GAME.....	36, San Diego 19, at Florida 17, July 27, 1996 and San Diego 16, at Colorado 20, September 24, 2001
MOST HITS, BOTH TEAMS IN EXTRA-INNING GAME.....	44, San Diego 21, at San Francisco 23, May 23, 1970 (15 inn.)
SINGLES.....	18, five times, last at Milwaukee, May 11, 2011
DOUBLES.....	9, at Cincinnati, August 12, 2007
TRIPLES.....	4, twice, at Pittsburgh, June 2, 1970 and at St. Louis, May 5, 1978
HOME RUNS IN NINE-INNING GAME.....	6, at Cincinnati, July 17, 1998
HOME RUNS IN EXTRA-INNING GAME.....	5, four times, last vs. Cincinnati, May 25, 2008 (18 innings)
EXTRA-BASE HITS.....	12, at Cincinnati, August 12, 2007
TOTAL BASES	
PADRES.....	39, three times, last vs. Cincinnati, May 25, 2008 (18 inn.)
OPPONENTS.....	49, at Chicago (NL), May 17, 1977
RUNS BATTED IN	
PADRES.....	20, at Florida, July 27, 1996
OPPONENTS.....	22, at Chicago (NL), May 17, 1977
BASE ON BALLS IN NINE-INNING GAME.....	12, four times, last at San Francisco, May 11, 2010
BASE ON BALLS IN EXTRA-INNING GAME.....	14, vs. Pittsburgh, August 25, 1979 (19 inn.)
INTENTIONAL BASE ON BALLS IN NINE-INNING GAME.....	4, three times, last vs. Montreal, August 18, 1988
INTENTIONAL BASE ON BALLS IN EXTRA-INNING GAME.....	6, vs. Pittsburgh, August 25, 1979 (19 inn.)
STRIKEOUTS IN NINE-INNING GAME.....	19, at New York (NL), April 22, 1970
STRIKEOUTS IN EXTRA-INNING GAME.....	20, vs. San Francisco, June 19, 2001 (15 inn.)
STOLEN BASES	
PADRES.....	9, vs. Colorado, June 28, 1999
OPPONENTS.....	10, at Florida, May 18, 2000
MOST LEFT ON BASE	
PADRES IN NINE-INNING GAME.....	17, vs. Atlanta, May 24, 1977
OPPONENTS IN NINE-INNING GAME.....	18, vs. Seattle, June 27, 2008
PADRES IN EXTRA INNINGS.....	26, vs. Pittsburgh, August 25, 1979 (19 inn.)
OPPONENTS IN EXTRA INNINGS.....	23, at Montreal, May 21, 1977 (21 inn.)
FEWEST LEFT ON BASE	
PADRES.....	0, eight times, last vs. St. Louis, September 5, 2001
OPPONENTS.....	0, four times, last at Houston, June 27, 2012
PINCH-HITTERS USED.....	8, vs. San Francisco, September 16, 1986
GROUNDED INTO DOUBLE PLAYS IN NINE-INNING GAME.....	5, at Houston, July 23, 1999
GROUNDED INTO DOUBLE PLAYS IN EXTRA-INNING GAME.....	6, at Colorado, June 5, 1997 (11 inn.)



HISTORY & RECORDS

CLUB PITCHING

HITS ALLOWED IN NINE-INNING GAME	24, at Chicago (NL), May 17, 1977
HITS ALLOWED IN EXTRA-INNING GAME	25, at Montreal, May 21, 1977 (21 inn.)
RUNS ALLOWED	23, at Chicago (NL), May 17, 1977
EARNED RUNS ALLOWED	20, at Chicago (NL), May 17, 1977
SINGLES ALLOWED IN NINE-INNING GAME	17, vs. New York (NL), August 26, 1986
SINGLES ALLOWED IN EXTRA-INNING GAME	18, vs. St. Louis, August 31, 1979 (15 inn.)
DOUBLES ALLOWED IN NINE-INNING GAME	8, vs. Houston, August 6, 1970
DOUBLES ALLOWED IN EXTRA-INNING GAME	8, vs. Arizona, June 7, 2009 (18 inn.)
TRIPLES ALLOWED IN NINE-INNING GAME	4, vs. Montreal, July 8, 1994 and at Chicago (NL), May 15, 1997
TRIPLES ALLOWED IN EXTRA-INNING GAME	4, at New York (NL), July 6, 1979 (12 inn.)
HOME RUNS ALLOWED IN NINE-INNING GAME	7, three times, last at Cincinnati, August 13, 2011
HOME RUNS ALLOWED IN EXTRA-INNING GAME	7, at Los Angeles (NL), September 18, 2006 (10 inn.)
EXTRA-BASE HITS ALLOWED IN NINE-INNING GAME	11, three times, last vs. Montreal, July 8, 1994
EXTRA-BASE HITS ALLOWED IN EXTRA-INNING GAME	13, at Los Angeles (NL), September 18, 2006 (10 inn.)
STRIKEOUTS IN A NINE-INNING GAME	18, vs. Atlanta, May 22, 2006 and at Arizona, April 25, 2007
STRIKEOUTS IN EXTRA-INNING GAME	20, vs. San Francisco, June 19, 2001 (15 inn.) at Chicago (NL), July 31, 2002 (11 inn.) vs. Colorado, April 17, 2008 (22 inn.)
WALKS ISSUED IN NINE-INNING GAME	13, three times, last at Florida, April 28, 1997
WALKS ISSUED IN EXTRA-INNING GAME	13, at Cincinnati, April 26, 2003 (10 inn.)
INTENTIONAL WALKS IN NINE-INNING GAME	4, six times, last at Cincinnati, August 11, 2007
INTENTIONAL WALKS IN EXTRA-INNING GAME	6, at New York (NL), August 26, 1980 (18 inn.)
HIT BATTERS	4, three times, last vs. San Francisco, June 5, 2002
WILD PITCHES	5, vs. Pittsburgh, April 29, 2003
BALKS	3, at Philadelphia, September 2, 1986
PITCHERS USED IN NINE-INNING GAME	8, six times, last October 2, 2012 at Milwaukee (three times in 2012)
PITCHERS USED IN EXTRA-INNING GAME	10, vs. Arizona, June 7, 2009 (18 inn.)

CLUB FIELDING

DOUBLE PLAYS IN NINE-INNING GAME	5, four times, last at Colorado, August 9, 2008
DOUBLE PLAYS IN EXTRA-INNING GAME	6, vs. Pittsburgh, August 25, 1979 (19 inn.)
DOUBLE PLAYS TURNED BY BOTH TEAMS	7, twice, last at Colorado, September 27, 2001
TRIPLE PLAYS BY PADRES	1, eight times, last at New York (NL), June 10, 2010 (2nd game)
TRIPLE PLAYS BY OPPONENTS	1, 13 times, last at Los Angeles (NL), April 15, 2012
ASSISTS IN NINE-INNING GAME	26, vs. Pittsburgh, May 22, 1969
ASSISTS IN EXTRA-INNING GAME	26, May 21, 1977, at Montreal (21 innings)
FEWEST ASSISTS	1, vs. Philadelphia, July 12, 1992 and at Washington, August 5, 2005
ERRORS IN NINE-INNING GAME	6, six times, last vs. Atlanta, June 1, 1990
ERRORS IN EXTRA-INNING GAME	6, at New York (NL), May 7, 1972
ERRORS BY OPPONENTS IN NINE-INNING GAME	6, three times, last at Atlanta, September 17, 1988 (2nd game)
ERRORS BY OPPONENTS IN EXTRA-INNING GAME	6, twice, last at Los Angeles (NL), June 21, 1986
ERRORS BY BOTH TEAMS	11, at Chicago (NL), April 29, 1989 (San Diego 6, Chicago, 5)
MOST PASSED BALLS	2, many times, last at San Francisco, July 24, 2012

INDIVIDUAL BATTING

AT-BATS IN NINE-INNING GAME	7, twice, Mark Kotsay and Ryan Klesko at Montreal, May 19, 2001
AT-BATS IN EXTRA-INNING GAME	9, 19 times, last Adrian Gonzalez and Tadahito Iguchi vs. Cincinnati, May 25, 2008 (18 innings)
RUNS	5, Al Martin vs. Houston, April 16, 2000
HITS IN NINE-INNING GAME	6, Adrian Gonzalez (6-for-6) at Milwaukee, August 11, 2009
HITS IN EXTRA-INNING GAME	6, three times, last Tony Gwynn (6-for-7) vs. San Francisco, August 4, 1993 (12 innings)
SINGLES IN NINE-INNING GAME	5, Kevin McReynolds vs. Cincinnati, September 5, 1984 and Adrian Gonzalez at Milwaukee, August 11, 2009
SINGLES IN EXTRA-INNING GAME	5, Gene Richards vs. Montreal, July 26, 1977 (15 innings) and Bill Fahey at Houston, September 5, 1979 (10 innings)
DOUBLES	3, 36 times, last Yonder Alonso at Cincinnati, July 30, 2012
TRIPLES	2, 15 times, last Nick Hundley vs. New York (NL), August 16, 2011
HOME RUNS	3, six times, Nate Colbert at Atlanta, August 1, 1972 (Game 2), Steve Finley at Cincinnati, May 19, 1997, Steve Finley at San Francisco, June 23, 1997, Ken Caminiti at Los Angeles (NL), July 12, 1998, Bret Boone June 23, 2000 at Cincinnati (10 innings), Phil Nevin vs. Colorado, October 6, 2001
HIT FOR CYCLE	Never Accomplished
BACK-TO-BACK HOME RUNS TWICE BY SAME TWO PLAYERS	Gary Sheffield and Fred McGriff, August 6, 1992 vs. Houston in 1st and 2nd innings
TOTAL BASES	13, Steve Finley at San Francisco, June 23, 1997 and Ryan Klesko at St. Louis, August 29, 2001
RUNS BATTED IN	8, Nate Colbert at Atlanta, August 1, 1972 (Game 2) and Ken Caminiti vs. Colorado, September 19, 1995

HISTORY & RECORDS

INDIVIDUAL BATTING CONTINUED

SACRIFICE HITS	3, seven times, last Greg Maddux vs. Cincinnati, May 14, 2007
SACRIFICE FLIES	2, 26 times, last Chase Headley vs. Seattle, June 22, 2012
HIT BY PITCH	2, 19 times, last Jesus Guzman at St. Louis, May 23, 2012
WALKS	5, Brian Giles at Chicago (NL), May 14, 2006
INTENTIONAL WALKS IN NINE-INNING GAME	3, Fernando Gonzalez vs. Cincinnati, August 10, 1978
INTENTIONAL WALKS IN EXTRA-INNING GAME	4, Garry Templeton at Pittsburgh, July 5, 1985 (12 inn.)
STRIKEOUTS IN NINE-INNING GAME	5, twice, Mike Cameron at Los Angeles (NL), September 12, 2007 Clay Hensley at Chicago (NL), May 14, 2006
STRIKEOUTS IN EXTRA-INNING GAME	5, four times, last Chase Headley vs. Arizona, June 7, 2009 (18 inn.)
STOLEN BASES	5, Alan Wiggins vs. Montreal, May 17, 1984, Tony Gwynn at Houston, September 20, 1986 and Damian Jackson vs. Colorado, June 28, 1999
CAUGHT STEALING	2, 39 times, last Alexi Amarista at Seattle, June 13, 2012
GROUND INTO DOUBLE PLAY IN NINE-INNING GAME	3, Steve Garvey vs. Atlanta, August 6, 1986 & Kevin Kouzmanoff vs. Atlanta, August 5, 2009
GROUND INTO DOUBLE PLAY IN EXTRA-INNING GAME	3, Archi Cianfrocco at Colorado, June 5, 1997 (11 inn.)

INDIVIDUAL PITCHING

HITS ALLOWED	14, four times, last Andy Ashby at New York (NL), August 10, 1999
SINGLES ALLOWED	13, three times, last Andy Ashby at New York (NL), August 10, 1999
DOUBLES ALLOWED	7, Danny Coombs vs. Houston, August 6, 1970
TRIPLES ALLOWED	3, six times, last David Wells at Arizona, April 24, 2007
HOME RUNS ALLOWED	5, Woody Williams at Houston, July 13, 2001 & Tim Stauffer at Cincinnati, August 13, 2011
RUNS ALLOWED	11, four times, last Tim Stauffer at Philadelphia, August 26, 2007
EARNED RUNS ALLOWED	11, Junior Herndon at St. Louis, August 30, 2001 & Tim Stauffer at Philadelphia, August 26, 2007
HIT BATTERS	3, six times, last Brian Lawrence vs. Arizona, July 14, 2005
WALKS	10, Clay Kirby at San Francisco, July 15, 1969
INTENTIONAL WALKS	4, three times, Randy Jones vs. Philadelphia, June 16, 1978 Mike Caldwell at Philadelphia, May 11, 1972 (12 inn.)
INTENTIONAL WALKS IN MORE THAN 9.0 IP	4, Dennis Kinney (9.1 IP) at Philadelphia, August 21, 1980 (17 inn.)
STRIKEOUTS	16, Jake Peavy vs. Atlanta, May 22, 2006 (7.0 IP) and at Arizona, April 25, 2007 (7.0 IP)
STRIKEOUTS IN MORE THAN 9.0 IP	15, Clay Kirby (15.0 IP) vs. Houston (Game 1), September 24, 1971 (21 inn.)
WILD PITCHES	4, John D'Acquisto at Montreal, May 22, 1977 and Adam Eaton vs. Pittsburgh, April 29, 2003
BALKS	3, Dave LaPoint at Philadelphia, September 2, 1986
INNINGS PITCHED, STARTER	15.0, Clay Kirby vs. Houston, September 24, 1971 (Game 1)
INNINGS PITCHED, RELIEVER	9.1, Dennis Kinney at Philadelphia, August 21, 1980 (17 inn.)

INDIVIDUAL FIELDING

ERRORS	3, many times, last Everth Cabrera at Los Angeles (NL), September 5, 2009
DOUBLE PLAYS:	
FIRST BASEMAN	5, Bill Davis vs. St. Louis, May 16, 1969 and Mike Ivie at Cincinnati, April 21, 1976
SECOND BASEMAN	5, Roberto Pena vs. St. Louis, May 16, 1969
SHORTSTOP	6, Ozzie Smith vs. Pittsburgh, August 25, 1979 (19 inn.)
THIRD BASEMAN	3, eight times, last Chase Headley at Arizona, August 25, 2012
PUTOUTS:	
OUTFIELDER, NINE-INNING GAME	10, Jay Payton at New York (AL), June 11, 2004, Phil Clark vs. New York (NL), May 1, 1993 and Gene Richards vs. Los Angeles (NL), May 21, 1979
OUTFIELDER, EXTRA-INNING GAME	11, Dave Winfield at Montreal, May 21, 1977 (21 inn.)
FIRST BASEMAN, NINE-INNING GAME	19, twice, last Mike Ivie vs. Houston, August 6, 1975
FIRST BASEMAN, EXTRA-INNING GAME	23, Derrel Thomas vs. Atlanta, June 20, 1978 (10 innings)
SECOND BASEMAN, NINE-INNING GAME	9, Tim Flannery at Atlanta, September 29, 1985
SECOND BASEMAN, EXTRA-INNING GAME	11, Tadahito Iguchi vs. Colorado, April 17, 2008 (22 inn.)
SHORTSTOP, NINE-INNING GAME	8, Ozzie Smith at New York (NL), July 7, 1979
SHORTSTOP, EXTRA-INNING GAME	7, four times, last Everth Cabrera vs. Arizona, September 16, 2009 (10 inn.)
THIRD BASEMAN, NINE-INNING GAME	5, six times, last Sean Burroughs vs. Arizona, April 18, 2004
THIRD BASEMAN, EXTRA-INNING GAME	5, Luis Salazar at Houston, August 10, 1983 (14 inn.)
CATCHER, NINE-INNING GAME	18, Mike Piazza vs. Atlanta, May 22, 2006
CATCHER, EXTRA-INNING GAME	22, Ben Davis vs. San Francisco, June 19, 2001 (15 inn.)
PITCHER, NINE-INNING GAME	5, twice, last Jimmy Jones vs. Houston, April 22, 1988
ASSISTS:	
OUTFIELDER, NINE-INNING GAME	2, many times, last Cameron Maybin at Atlanta, August 16, 2012
OUTFIELDER, EXTRA-INNING GAME	3, Tony Gwynn vs. New York (NL), August 27, 1986
FIRST BASEMAN, NINE-INNING GAME	5, three times, last Keith Moreland at Cincinnati, September 19, 1988
FIRST BASEMAN, EXTRA-INNING GAME	5, twice, last Dave Magadan at Oakland, June 5, 2000 (10 inn.)
SECOND BASEMAN, NINE-INNING GAME	10, twice, last Fernando Gonzalez vs. Chicago (NL), June 15, 1979
SECOND BASEMAN, EXTRA-INNING GAME	13, Mark Loretta at Montreal, May 7, 2003 (10 inn.)
SHORTSTOP, NINE-INNING GAME	12, twice, last Ozzie Smith vs. San Francisco, April 12, 1980
THIRD BASEMAN, NINE-INNING GAME	9, Kevin Kouzmanoff at Milwaukee, September 4, 2008
THIRD BASEMAN, EXTRA-INNING GAME	9, Paul Dade vs. San Francisco, July 27, 1979 (11 inn.)
CATCHER, NINE-INNING GAME	6, Bill Fahey vs. St. Louis, May 15, 1980
CATCHER, EXTRA-INNING GAME	6, Benito Santiago at Montreal, May 15, 1989 (11 inn.)
PITCHER, NINE-INNING GAME	6, Randy Jones vs. Houston, July 1, 1979
PITCHER, EXTRA-INNING GAME	7, twice, last Randy Jones vs. San Francisco, June 24, 1975 (10 inn.)



HISTORY & RECORDS

INNING RECORDS

CLUB BATTING

PLATE APPEARANCES	17, vs. Pittsburgh, May 31, 1994 (2nd inning)
RUNS SCORED	13, twice, vs. Pittsburgh, May 31, 1994 (2nd inning) vs. St. Louis, August 24, 1993 (1st inning)
HITS	10, twice, vs. Florida, August 23, 2002 (5th inning) at Colorado, September 12, 2004 (9th inning)
DOUBLES	4, four times, last at New York (NL), May 24, 2012 (3rd inning)
TRIPLES	3, at Pittsburgh, June 2, 1970 (5th inning)
HOME RUNS	4, twice, at New York (NL), May 17, 2001 (3rd inning) vs. Los Angeles, July 10, 1970 (9th inning)
RBI	13, vs. St. Louis, August 24, 1993 (1st inning)
WALKS	6, twice, vs. Colorado, June 26, 1999 (2nd inning) at Kansas City, June 28, 2002 (1st inning)
STOLEN BASES	5, twice, at Pittsburgh, September 11, 1995 (9th inning) at Arizona, October 2, 1999 (7th inning)
ERRORS	4, vs. Atlanta, September 15, 1977 (8th inning)

INDIVIDUAL BATTING

HITS	2, many times, last Yonder Alonso, vs. Colorado, September 16, 2012 (5th inning)
SINGLES	2, many times, last Jason Bartlett at Florida, July 20, 2011 (2nd inning)
DOUBLES	2, twice, Mike Ivie at San Francisco, May 30, 1977 (1st game) (7th inning) Phil Stephenson vs. Houston, June 4, 1990 (8th inning)
TRIPLES	1, many times
HOME RUNS	1, many times
RBI	5, Bret Boone at Los Angeles, June 26, 2000 (2nd inning)
STOLEN BASES	2, many times, last Everth Cabrera vs. San Francisco, September 30, 2012 (3rd and 5th innings)

INDIVIDUAL PITCHING

HITS ALLOWED	8, twice, Will Cunnane at Chicago (NL), May 16, 1997 (3rd inning) Bobby J. Jones vs. Houston, May 30, 2001 (2nd inning)
RUNS ALLOWED	9, twice, Bobby J. Jones at St. Louis, August 29, 2001 (2nd inning) Brett Tomko at Cincinnati, August 9, 2002 (1st inning)
EARNED RUNS ALLOWED	9, Brett Tomko at Cincinnati, August 9, 2002 (1st inning)
SINGLES ALLOWED	7, four times, last Bobby J. Jones vs. Houston May 30, 2001 (2nd inning)
DOUBLES ALLOWED	4, four times, last Clayton Richard at Colorado, April 18, 2012 (2nd inning)
TRIPLES ALLOWED	3, twice, Juan Eichelberger at Montreal, May 16, 1981 (9th inning) Tim Scott at Chicago Cubs, May 15, 1997 (7th inning)
HOME RUNS ALLOWED	3, 11 times, last Chad Qualls, July 23, 2011, at Philadelphia (7th Inning)
WALKS ALLOWED	6, Tim Stauffer at Los Angeles (NL), August 30, 2011 (2nd inning)

BIG INNING IN THE BEGINNING

The Padres exploded for 11 runs on seven hits in the sixth inning of their 1997 season opener vs. the Mets at Qualcomm Stadium. Trailing 4-0 at the start of the frame, the Padres rode the big inning to a 12-5 victory. The 11 runs established a 20th Century National League record for most runs plated in a single inning on Opening Day. The highlight of the inning was back-to-back-to-back home runs off the bats of Chris Gomez, Rickey Henderson and Quilvio Veras to start the frame.

HISTORY & RECORDS

DOUBLEHEADER RECORDS

CLUB GENERAL

PLAYERS USED BY PADRES, BOTH GAMES	41, at San Francisco, May 30, 1977
PLAYERS USED BY OPPONENTS, BOTH GAMES	33, at San Francisco, May 30, 1977
PLAYERS USED BY BOTH TEAMS, BOTH GAMES	74, at San Francisco, May 30, 1977
LONGEST BY INNINGS	30 innings, vs. Houston, September 24, 1971 (1st game-21 innings, 2nd game-9 innings)
LONGEST TIME, WITH EXTRA INNINGS	7:39, vs. Houston, September 24, 1971 (1st game-5:25, 2nd game-2:14)

CLUB BATTING

STRIKEOUTS, PADRES	21, at Los Angeles, July 10, 1977; 1st game-10, 2nd game-11
STRIKEOUTS, PADRES, WITH EXTRA INNINGS	23, at Houston, July 18, 1995; 1st game-18 (17 Inn.), 2nd game-5 at Montreal May 8, 1970; 1st game-11, 2nd game-12
TIMES STRIKING OUT, OPPONENTS	26, vs. New York (NL), May 29, 1971; 1st game-10, 2nd game-16
TIMES STRIKING OUT, BOTH TEAMS	43, at Houston, July 8, 1995; 1st game-31, 2nd game-12
PITCHERS USED BY PADRES	13, at San Francisco, May 30, 1977; 1st game-6, 2nd game-7
PITCHERS USED BY PADRES, EXTRA INNINGS	15, at San Francisco, June 16, 1985; 1st game-5, 2nd game-10 (13 inn.)

INDIVIDUAL BATTING

HITS	7, six times, last Tony Gwynn at St. Louis, September 29, 1999
DOUBLES	5, Mike Ivie at San Francisco, May 30, 1977
HOME RUNS	5, Nate Colbert at Atlanta, August 1, 1972
RUNS BATTED IN	13, Nate Colbert at Atlanta, August 1, 1972
EXTRA BASE HITS	5, twice, last Mike Ivie at San Francisco, May 30, 1977
TOTAL BASES	22, Nate Colbert at Atlanta, August 1, 1972

INDIVIDUAL PITCHING

WON BOTH GAMES	Bob Miller vs. Houston, June 23, 1971
LOST BOTH GAMES	Mark Thurmond at San Francisco, June 16, 1985
SAVED BOTH GAMES	Never Accomplished

CONSECUTIVE RECORDS

CLUB GENERAL

GAMES WON, OVERALL	14, June 18-July 2, 1999
GAMES WON, HOME	11, May 2-31, 2005
GAMES WON, ROAD	8, April 19-May 14, 2006
GAMES WON vs. ONE CLUB, HOME	15 vs. St. Louis, April 16, 1993-August 12, 1995
GAMES WON vs. ONE CLUB, ROAD	9 at San Francisco, July 2, 1995-September 16, 1996
GAMES LOST, OVERALL	13, May 8-21, 1994
GAMES LOST, HOME	12, May 22-June 10, 1972
GAMES LOST, ROAD	13, April 25-May 18, 1971
GAMES LOST vs. ONE CLUB, HOME	14, Los Angeles, April 8, 1973-September 26, 1974
GAMES LOST vs. ONE CLUB, ROAD	14, at Montreal, May 4, 1993-May 24, 1995

CLUB BATTING

HITS, ONE GAME, PADRES	8, twice, last vs. Pittsburgh, May 31, 1994
HITS, ONE GAME, OPPONENTS	8, at Atlanta, May 12, 1973
BATTERS HITTING HOME RUNS, PADRES ...	3, four times, last vs. New York (NL), April 1, 1997 (6th inn: Gomez, Henderson, Veras)
BATTERS REACHING BASE SAFELY, PADRES	10, vs. Pittsburgh, May 31, 1994 (2nd inning)
BATTERS REACHING BASE SAFELY, OPPONENTS	11, twice, last at Colorado, July 26, 1996
GAMES HITTING A HOME RUN, PADRES	14, July 14-29, 1998 (23 home runs)

CLUB PITCHING

SHUTOUTS, WON	4, 1984
SHUTOUTS vs. ONE CLUB	2, 20 times, last vs. Milwaukee, May 1 and 2, 2012
SCORELESS INNINGS PITCHED, PADRES	40.2, July 28 (7th inning) through August 1 (1st inning), 1984
SCORELESS INNINGS PITCHED, OPPONENTS	37.2, July 21-24, 1971
SCORELESS INNINGS vs. ONE CLUB	31.2, vs. Houston, April 22 (4th inning)-July 26 (8th inning), 1988
HITLESS INNINGS AT START OF GAME	8.2, twice, vs. Philadelphia, July 18, 1972 (Steve Arlin) at Los Angels (NL), July 9, 2011 (five pitchers)



HISTORY & RECORDS

CLUB FIELDING

GAMES TURNING DOUBLE PLAYS, PADRES.....	14, September 3-17, 2002
GAMES TURNING DOUBLE PLAYS, OPPONENTS	18, May 13-June 2, 1986
GAMES WITH NO ERRORS.....	11, August 17-28, 2010
INNINGS WITH NO ERRORS.....	108.0, August 16 (4th inning)-August 29 (2nd inning), 2010
GAMES MAKING ERRORS.....	12, August 12-25, 2000

INDIVIDUAL GENERAL

GAMES PLAYED.....	305, Steve Garvey, 1984-1986
STOLEN BASES WITHOUT BEING CAUGHT	28, Everth Cabrera, September 25, 2010 - August 25, 2012

INDIVIDUAL BATTING

HITTING STREAK.....	34 games, Benito Santiago, August 25-October 2, 1987
HITS WITHOUT MAKING AN OUT	8, four times, Kevin Kouzmanoff, September 9-13, 2007 Brian Giles, June 19-22, 2005 Tony Gwynn, April 22-24, 1994 Dave Winfield, July 29-31, 1979
TIMES REACHING BASE SAFELY (H, BB and HBP)	13, Brian Giles, June 19-22, 2005
GAMES HITTING HOME RUNS	6, Graig Nettles, 1984
AT BATS HITTING A HOME RUN, SAME BATTER.....	3, nine times, Chase Headley, August 10-11, 2012 Brian Giles, August 11-12, 2007 Scott Hairston, August 3-4, 2007 Bret Boone, June 23, 2000 Greg Vaughn, June 18-19, 1998 Steve Finley, June 29-30, 1996 Graig Nettles, twice, May 3-4, 1985, and August 16-17, 1984 Nate Colbert, April 10-11, 1971
PINCH-HITS.....	5, five times, Billy Bean, July 15-25, 1994 Tim Flannery, August 10-September 6, 1988 Terry Kennedy, June 1-28, 1986 Kurt Bevacqua, twice, September 28, 1982-April 19, 1983, and September 14, 1984-April 27, 1985

INDIVIDUAL PITCHING

WINNING DECISIONS, STARTER	11, three times, Kevin Brown (May 26-August 5, 1998), Andy Hawkins (1985) and LaMarr Hoyt (1985)
WINNING DECISIONS, RELIEVER	10, Butch Metzger, 1976
LOSING DECISIONS	11, Gary Ross (1969)
COMPLETE GAMES.....	5, twice, both Randy Jones, 1976
WINNING DECISIONS vs. ONE CLUB.....	11, Jake Peavy vs. Los Angeles (NL), September 22, 2004-September 25, 2008
HITLESS INNINGS, START OF GAME.....	8.2, Steve Arlin vs. Philadelphia, July 18, 1972
HITLESS INNINGS.....	13.0, Bill Laxton, July 14-August 12, 1974
SHUTOUTS.....	3, Randy Jones, 1980
SCORELESS INNINGS, STARTER	30.0, Randy Jones, 1980
SCORELESS INNINGS, RELIEVER.....	33.2, Cla Meredith, 2006
STRIKEOUTS.....	9, Jake Peavy, April 25, 2007
BATTERS RETIRED	26, twice, Chris Young, September 1-7, 2008 and Luke Gregerson, April 14-27, 2010
BATTERS RETIRED (ONE GAME).....	25, Bob Shirley vs. Houston, April 22, 1977
WALKLESS INNINGS	68.0, Randy Jones, May 17-June 22, 1976

SAN DIEGO RAINOUTS & DELAYS

DATE OF RAINOUT	OPPONENT
April 27, 1970	Montreal
April 14, 1971	Chicago (NL)
May 7, 1971	Cincinnati
May 28, 1971	New York (NL)
June 5, 1972	Pittsburgh
June 6, 1972	Pittsburgh
April 8, 1975	San Francisco
April 9, 1975	San Francisco
September 10, 1976 (DH)	Houston
May 8, 1977 (DH)	Montreal
April 15, 1978	San Francisco
April 28, 1980	Atlanta
April 29, 1980	Atlanta
April 20, 1983	Atlanta
May 20, 1998	New York (NL)
April 4, 2006	San Francisco

The April 4, 2006 rainout marked only the 16th postponement due to rain in San Diego's history and the first since May 20, 1998, a span of 630 home games. Prior to the 1998 rainout, San Diego enjoyed a stretch of 1,172 home dates and 1,184 games without a postponement due to rain.

RAIN DELAYS AT PETCO PARK

DATE	OPPONENT
May 23, 2008	Cincinnati
April 10, 2009	San Francisco
July 2, 2009 (bees)	Houston
September 30, 2010	Chicago (NL)
April 8, 2011 (susp.)	Los Angeles (NL)

DH - Doubleheader

HISTORY & RECORDS

ROOKIE BATTING RECORDS

BATTING AVERAGE

1. Benito Santiago	1987	.300
2. Juan Bonilla	1981	.290
3. Gene Richards	1977	.290
4. Josh Barfield	2006	.280
5. Kevin Kouzmanoff	2007	.275

HITS

1. Benito Santiago	1987	164
2. Bill Almon	1977	160
3. Gene Richards	1977	152
Ozzie Smith	1978	152
5. Josh Barfield	2006	151

GAMES

1. Ozzie Smith	1978	159
2. Bill Almon	1977	155
Yonder Alonso	2012	155
4. Dave Campbell	1970	154
5. Josh Barfield	2006	150
Mike Champion	1977	150

DOUBLES

1. Yonder Alonso	2012	39
2. Benito Santiago	1987	33
3. Josh Barfield	2006	32
4. Khalil Greene	2004	31
5. Kevin Kouzmanoff	2007	30

TRIPLES

1. Bill Almon	1977	11
Gene Richards	1977	11
3. Everth Cabrera	2009	8
4. Cito Gaston	1969	7
Stan Jefferson	1987	7
Jerry Morales	1972	7
Luis Salazar	1980	7

HOME RUNS

1. Benito Santiago	1987	18
Kevin Kouzmanoff	2007	18
3. Khalil Greene	2004	15
4. Melvin Nieves	1995	14
5. Josh Barfield	2006	13
Carmelo Martinez	1984	13

RUNS BATTED IN

1. Benito Santiago	1987	79
2. Kevin Kouzmanoff	2007	74
3. Carmelo Martinez	1984	66
4. Khalil Greene	2004	65
5. Yonder Alonso	2012	62

RUNS

1. Roberto Alomar	1988	84
2. Gene Richards	1977	79
3. Ricky Gutierrez	1993	76
4. Bill Almon	1977	75
5. Josh Barfield	2006	72

AT-BATS

1. Bill Almon	1977	613
2. Ozzie Smith	1978	590
3. Dave Campbell	1970	581
4. Enzo Hernandez	1971	549
Yonder Alonso	2012	549

WALKS

1. Carmelo Martinez	1984	68
2. Yonder Alonso	2012	62
3. Gene Richards	1977	60
4. Enzo Hernandez	1971	54
5. Khalil Greene	2004	53

STRIKEOUTS

1. Cito Gaston	1969	117
2. Dave Campbell	1970	115
3. Bill Almon	1977	114
4. Benito Santiago	1987	112
5. Chase Headley	2008	104

STOLEN BASES

1. Gene Richards	1977	56
2. Ozzie Smith	1978	40
3. Stan Jefferson	1987	34
4. Alan Wiggins	1982	33
5. Everth Cabrera	2009	25

ON-BASE PERCENTAGE

1. Gene Richards	1977	.363
2. Khalil Greene	2004	.349
3. Yonder Alonso	2012	.348
4. Carmelo Martinez	1984	.340
5. Juan Bonilla	1981	.337

SLUGGING PERCENTAGE

1. Benito Santiago	1987	.467
2. Kevin Kouzmanoff	2007	.457
3. Khalil Greene	2004	.446
4. Josh Barfield	2006	.423
5. Carmelo Martinez	1984	.395

Minimum 502 plate appearances for Batting Avg., On-Base Percentage and Slugging Percentage

ROOKIE PITCHING RECORDS

WINS

1. Bob Shirley	1977	12
2. Butch Metzger	1976	11
3. Matt Clement	1999	10
Eric Show	1982	10
5. Nine tied with		9

INNINGS PITCHED

1. Steve Arlin	1971	227.2
2. Clay Kirby	1969	215.2
3. Bob Shirley	1977	214.0
4. Dave Freisleben	1974	211.2
5. Al Santorini	1969	184.2

LOSSES

1. Clay Kirby	1969	20
2. Steve Arlin	1971	19
3. Bob Shirley	1977	18
4. Bill Greif	1972	16
5. Joe McIntosh	1975	15

SAVES

1. Butch Metzger	1976	16
2. Luis DeLeon	1982	15
3. Al Severinsen	1971	8
4. Greg Harris	1989	6
Frank Reberger	1969	6

GAMES

1. Butch Metzger	1976	77
2. Larry Hardy	1974	76
3. Akinori Otsuka	2004	73
4. Luke Gregerson	2009	72
5. Kevin Walker	2000	70

GAMES STARTED

1. Clay Kirby	1969	35
Bob Shirley	1977	35
3. Steve Arlin	1971	34
4. Matt Clement	1999	31
Dave Freisleben	1974	31

COMPLETE GAMES

1. Steve Arlin	1971	10
2. Dave Freisleben	1974	6
Randy Jones	1973	6
4. Dan Spillner	1974	5
5. Four tied with		4

SHUTOUTS

1. Steve Arlin	1971	4
2. Eight tied with		2

WINNING PERCENTAGE

1. Butch Metzger	1976	.733
2. Eric Show	1982	.625
3. Joey Hamilton	1994	.600
4. Jimmy Jones	1987	.563
5. Greg Harris	1989	.471

WALKS

1. Dave Freisleben	1974	112
2. Steve Arlin	1971	103
3. Clay Kirby	1969	100
Bob Shirley	1977	100
5. Matt Clement	1999	86

STRIKEOUTS

1. Steve Arlin	1971	156
2. Cory Luebke	2011	154
3. Bob Shirley	1977	146
4. Matt Clement	1999	135
5. Dave Freisleben	1974	130

STRIKEOUTS/9 IP

1. Matt Clement	1999	6.73
2. Steve Arlin	1971	6.17
3. Bob Shirley	1977	6.14
4. Mike Caldwell	1972	5.61
5. Dave Freisleben	1974	5.53

EARNED RUN AVERAGE

1. Steve Arlin	1971	3.48
2. Dave Freisleben	1974	3.66
3. Joe McIntosh	1975	3.69
4. Bob Shirley	1977	3.70
5. Chris Welsh	1981	3.78

OPPONENT BATTING AVERAGE

1. Dave Freisleben	1974	.242
2. Steve Arlin	1971	.244
3. Clay Kirby	1969	.252
4. Bob Shirley	1977	.259
5. Dave Roberts	1970	.261

Minimum 162.0 innings pitched for Strikeouts/9 IP, ERA and Opponents Avg.

Minimum 15 decisions for Win Percentage



HISTORY & RECORDS

BATTING RECORDS BY POSITION

BATTING AVERAGE

C	Terry Kennedy	1981	.303
1B	Wally Joyner	1997	.324
2B	Mark Loretta	2004	.335
3B	Gary Sheffield	1992	.330
SS	Garry Templeton	1985	.282
OF	Tony Gwynn	1994	.396

HITS

C	Benito Santiago	1987	164
1B	Steve Garvey	1985	184
2B	Mark Loretta	2004	208
3B	Gary Sheffield	1992	183
SS	Tony Fernandez	1992	171
OF	Tony Gwynn	1987	217

GAMES

C	Benito Santiago	1991	151
1B	Steve Garvey	1985	162
2B	Roberto Alomar	1989	157
	Alan Wiggins	1984	157
3B	Chase Headley	2012	159
SS	Ozzie Smith	1978	159
OF	Brian Giles	2004	159
	Tony Gwynn	1986	159

DOUBLES

C	Terry Kennedy	1982	40
1B	Adrian Gonzalez	2007	46
2B	Mark Loretta	2004	47
3B	Ken Caminiti	1996	37
SS	Khalil Greene	2007	44
OF	Tony Gwynn	1997	48

All records shown include only games played at each position

Current Padres in **Bold**

TRIPLES

C	Nick Hundley	2011	5
	Benito Santiago	1990	5
1B	Ryan Klesko	2001	6
	Steve Garvey	1985	6
2B	Jeff Gardner	1993	7
	Alan Wiggins	1984	7
3B	Sean Burroughs	2003	6
	Luis Salazar	1980	6
SS	Bill Almon	1977	11
OF	Dave Roberts	2006	13
	Tony Gwynn	1987	13

HOME RUNS

C	Mike Piazza	2006	20
1B	Adrian Gonzalez	2009	39
2B	Bret Boone	2000	19
3B	Phil Nevin	2001	41
SS	Khalil Greene	2007	27
OF	Greg Vaughn	1998	48

RUNS BATTED IN

C	Terry Kennedy	1983	93
1B	Adrian Gonzalez	2008	119
2B	Mark Loretta	2004	76
3B	Ken Caminiti	1996	130
SS	Khalil Greene	2007	97
OF	Dave Winfield	1979	118

RUNS

C	Terry Kennedy	1982	70
1B	Ryan Klesko	2001	105
2B	Mark Loretta	2004	108
3B	Ken Caminiti	1996	109
SS	Khalil Greene	2007	89
OF	Steve Finley	1996	124

AT-BATS

C	Benito Santiago	1991	577
1B	Steve Garvey	1985	654
2B	Roberto Alomar	1989	622
3B	Kevin Kouzmanoff	2008	624
SS	Tony Fernandez	1992	622
OF	Steve Finley	1996	653

WALKS

C	Gene Tenace	1977	88
1B	Jack Clark	1989	120
2B	Quilvio Veras	1998	83
3B	Chase Headley	2012	86
SS	Ozzie Smith	1980	71
OF	Rickey Henderson	1996	121

STRIKEOUTS

C	Benito Santiago	1991	114
1B	Nate Colbert	1970	148
2B	Damian Jackson	2001	124
3B	Chase Headley	2012	157
SS	Khalil Greene	2007	128
OF	Mike Cameron	2007	160

STOLEN BASES

C	Benito Santiago	1987	21
1B	Alan Wiggins	1983	28
2B	Alan Wiggins	1984	68
3B	Luis Salazar	1982	29
SS	Ozzie Smith	1980	57
OF	Gene Richards	1980	60

ON-BASE PERCENTAGE

C	Gene Tenace	1977	.448
1B	Jack Clark	1990	.438
2B	Mark Loretta	2004	.391
3B	Ken Caminiti	1996	.409
SS	Khalil Greene	2004	.349
OF	Tony Gwynn	1994	.456

SLUGGING PERCENTAGE

C	Mike Piazza	2006	.514
1B	Fred McGriff	1992	.557
2B	Mark Loretta	2004	.495
3B	Ken Caminiti	1996	.623
SS	Khalil Greene	2007	.468
OF	Greg Vaughn	1998	.590

RELIEF PITCHING RECORDS

WINS

1.	Butch Metzger	1976	11
	Rollie Fingers	1980	11
3.	Goose Gossage	1984	10
	Dan Miceli	1998	10
5.	Six tied with		9

INNINGS PITCHED

1.	Rollie Fingers	1977	132.1
2.	Butch Metzger	1976	123.1
	Lance McCullers	1987	123.1
4.	Dan Spillner	1977	123.0
5.	Greg Harris	1990	117.1

LOSSES

1.	Rollie Fingers	1978	13
2.	Gary Lucas	1982	10
	Lance McCullers	1987	10
	Mark Davis	1988	10
5.	Three tied with		9

GAMES

1.	Craig Lefferts	1986	83
2.	Heath Bell	2007	81
3.	Luke Gregerson	2010	80
	Cla Meredith	2007	80
4.	Rollie Fingers	1977	78
	Lance McCullers	1987	78

WINNING PERCENTAGE

1.	Scott Linebrink	2005	.889
2.	Kevin Walker	2000	.875
	Rudy Seanez	2005	.875
4.	Mark Grant	1989	.800
5.	Two tied with778

WALKS

1.	Dan Spillner	1977	60
2.	Lance McCullers	1987	59
3.	John D'Acquisto	1979	57
4.	Lance McCullers	1988	55
5.	Butch Metzger	1976	52

STRIKEOUTS

1.	Lance McCullers	1987	126
2.	Rollie Fingers	1977	113
3.	Trevor Hoffman	1996	111
	Trevor Hoffman	1997	111
5.	Mark Davis	1988	102
	Heath Bell	2007	102

STRIKEOUTS/9 IP

1.	Rudy Seanez	2005	12.53
2.	Jay Witasick	2001	12.34
3.	Trevor Hoffman	1997	12.28
4.	Trevor Hoffman	1996	11.35
5.	Scott Sanders	1996	11.32

EARNED RUN AVERAGE

1.	Cla Meredith	2006	1.07
2.	Bob Miller	1971	1.41
3.	Trevor Hoffman	1998	1.48
4.	Tim Worrell	1996	1.54
5.	Eric Show	1982	1.62

OPPONENT BATTING AVERAGE

1.	Tim Worrell	1996	.137
2.	Mike Adams	2011	.155
3.	Trevor Hoffman	1996	.161
4.	Trevor Hoffman	1998	.165
5.	Luke Gregerson	2010	.170
	Cla Meredith	2006	.170

HISTORY & RECORDS

THE LAST TIME IT HAPPENED

WINS AND LOSSES

10 OR MORE CONSECUTIVE WINS:	10, May 15-25, 2009
MORE THAN FIVE CONSECUTIVE LOSSES:	6, May 25-30, 2012
FOUR-GAME SERIES SWEEP, HOME:	August 18-21, 2011 vs. Florida
FOUR-GAME SERIES SWEEP, ROAD:	August 16-19, 2010 at Chicago (NL)

BATTING FEATS

HIT FOR THE CYCLE:	Never accomplished
HIT FOR THE CYCLE, OPPONENT:	Greg Colbrunn vs. Arizona, Sept. 18, 2002
INSIDE-THE-PARK HOME RUN:	Everth Cabrera at Milwaukee, June 8, 2012 (3rd inning, off Shaun Marcum)
INSIDE-THE-PARK HOME RUN, OPPONENT:	Justin Upton at Arizona, August 25, 2012 (2nd inning, off Clayton Richard)
SWITCH-HIT HOMERS IN A GAME:	Chase Headley vs. Arizona, September 27, 2012
TWO HOMERS IN A GAME:	Chase Headley vs. Arizona, September 27, 2012
THREE HOMERS IN A GAME:	Phil Nevin vs. Colorado, October 6, 2001
LEADOFF HOMER:	Chris Denorfia at Los Angeles (NL), September 4, 2012 (off Clayton Kershaw)
GRAND SLAM HOMER:	Yonder Alonso vs. Colorado, September 14, 2012 (1st inning, off Tyler Chatwood)
GRAND SLAM HOMER, OPPONENT:	Martin Maldonado at Milwaukee, October 2, 2012 (3rd inning, off Anthony Bass)
PINCH-HIT GRAND SLAM:	Josh Barfield vs. San Francisco, August 17, 2006 (9th inning, off Jack Taschner)
PINCH-HIT GRAND SLAM, OPPONENT:	Sean Berry vs. Montreal, June 2, 1995 (9th inning, off Willie Blair)
TWO GRAND SLAMS IN ONE GAME vs. PADRES:	April 28, 1997 at Florida, Moises Alou (1st inning, off Tim Worrell) and Gary Sheffield (5th inning, off Tim Scott)
GRAND SLAM BY A PITCHER:	Mike Cirkins at Cincinnati, September 4, 1970 (4th inning, off Jim Merritt)
PINCH-HIT HOMER:	Mark Kotsay at San Francisco, September 23, 2012 (8th inning, off Brad Penny)
WALK-OFF HOME RUN:	Chase Headley vs. Pittsburgh (10th inning, off Daniel McCutchen)
HOME RUN BY A PITCHER:	Clayton Richard at Milwaukee, October 1, 2012 (3rd inning, off Shaun Marcum)
HOME RUN BY A PITCHER, OPPONENT:	Alex White vs. Colorado, September 16, 2012 (2nd, off Andrew Werner)
BACK-TO-BACK HOMERS:	Chase Headley and Carlos Quentin vs. Arizona, September 9, 2012 (7th inning, off Takashi Saito)
BACK-TO-BACK-TO-BACK HOMERS:	Chris Gomez, Rickey Henderson, Quilvio Veras vs. New York Mets, April 1, 1997
BACK-TO-BACK-TO-BACK HOME RUNS TO START A GAME:	Marvell Wynne, Tony Gwynn and John Kruk vs. San Francisco, April 13, 1987
FOUR HOMERS IN TWO GAMES:	Brian Giles at Cincinnati, August 11-12, 2007
FIVE HOMERS IN THREE GAMES:	Brian Giles at Cincinnati, August 10-12
FOUR HOME RUNS IN THE SAME INNING:	May 17, 2001 at New York (NL) (3rd inning)
HOME RUN IN A 1-0 GAME:	Yonder Alonso at Seattle, June 13, 2012 (7th inning, off Hector Noesi)
HOME RUN IN A 1-0 LOSS:	Matt Downs at Houston, June 27, 2012 (3rd inning, off Clayton Richard)
THREE PLAYERS WITH FOUR OR MORE HITS:	Josh Bard, Adrian Gonzalez, Kevin Kouzmanoff at Philadelphia, August 24, 2007
FIVE HITS IN A GAME:	Alexi Amarista at Colorado, September 2, 2012
SIX HITS IN A GAME:	Adrian Gonzalez at Milwaukee, August 11, 2009
SIX RBI IN A GAME:	Chase Headley at Colorado, September 2, 2012
SEVEN RBI IN A GAME:	Brian Giles at Arizona, May 17, 2006
THREE-OR-MORE STEALS IN A GAME:	Everth Cabrera, 4, vs. San Francisco, September 30, 2012
TWO HITS IN AN INNING:	Yonder Alonso vs. Colorado, September 16, 2012 (5th inning)
TWO SINGLES IN AN INNING:	Jason Bartlett at Florida, July 20, 2011 (2nd inning)
TWO DOUBLES IN AN INNING:	Phil Stephenson vs. Houston, June 4, 1990 (8th inning)
TWO TRIPLES IN AN INNING:	Never
TWO HOMERS IN AN INNING:	Never
FIVE RBI IN AN INNING:	Bret Boone at Los Angeles, June 26, 2000 (2nd inning)
FIVE STRIKEOUTS IN A GAME:	Chase Headley vs. Arizona, June 7, 2009 (18 innings)
EIGHT CONSECUTIVE HITS:	August 16, 2007 vs. Colorado (5th inning)
SCORED MORE THAN 10 RUNS IN AN INNING:	11, July 29, 2007 at Houston (1st inning)
15 HITS:	May 4, 2012 vs. Miami
16 HITS:	September 16, 2012 vs. Colorado
17 HITS:	September 10, 2012 vs. St. Louis
18 HITS:	May 24, 2012 at New York (NL)
19 HITS:	May 31, 2010 vs. New York (NL)
20 HITS:	September 2, 2012 at Colorado
21 HITS:	April 27, 1995 vs. Houston
22 HITS:	August 11, 2009 at Milwaukee
23 HITS:	May 11, 2011 at Milwaukee
24 HITS:	August 12, 2003 at Atlanta
15 RUNS:	August 5, 2011 at Pittsburgh
16 RUNS:	August 10, 2008 at Colorado
17 RUNS:	June 7, 1998 at Texas
18 RUNS:	July 29, 2007 at Houston
19 RUNS:	Never
20 RUNS:	May 19, 2001 at Montreal

PITCHING FEATS

NO-HITTER:	Never
NO-HITTER, OPPONENT:	Jonathan Sanchez at San Francisco, July 10, 2009
NO-HITTER, PETCO PARK:	Never
ONE-HITTER:	Edinson Volquez (9.0), July 19, 2012 vs. Houston
ONE-HITTER, OPPONENT:	Jonathon Niese at New York (NL), June 10, 2010
TWO CONSECUTIVE COMPLETE GAMES:	Brian Lawrence, August 20-25, 2004
THREE CONSECUTIVE COMPLETE GAMES:	Andy Ashby, May 25-June 4, 1988
BACK-TO-BACK SHUTOUTS:	July 2-3, 2010 vs. Houston
BACK-TO-BACK-TO-BACK SHUTOUTS:	April 13-15, 2008 at Los Angeles (NL) and vs. Colorado
BACK-TO-BACK COMPLETE GAMES:	Jake Peavy at Arizona, Brian Lawrence at San Francisco, May 26-27, 2005
BACK-TO-BACK COMPLETE GAME SHUTOUTS:	Sterling Hitchcock vs. Milwaukee, Kevin Brown vs. Milwaukee, August 14-16, 1998



HISTORY & RECORDS

THE LAST TIME IT HAPPENED CONTINUED

DEFENSIVE FEATS

TRIPLE PLAY:	June 10, 2010 at New York (NL), second game, (2nd)
Adrian Gonzalez at 1B, Lance Zawadzki at 2B, Chase Headley at 3B and Ruben Tejada batting...Tejada grounded out to Headley at 3B who threw to Zawadzki at 2B for the second out who threw to Gonzalez at 1B for the third out...Padres lost the game, 3-0	
TRIPLE PLAY, OPPONENT:	April 15, 2012 at Los Angeles NL (9th)
Yonder Alonso at 2B, Chase Headley at 1B and Jesus Guzman batting...Guzman grounded into a force out, catcher A.J. Ellis to Juan Uribe at 3B who threw to Dee Gordon at 2B who threw to James Loney at 1B...Padres lost the game, 5-4	
COMMITTED 4 ERRORS:	August 29, 2010 vs. Philadelphia
COMMITTED 5 ERRORS:	May 17, 2002 vs. New York (NL)
COMMITTED 6 ERRORS:	June 1, 1990 vs. Atlanta
TURNED FIVE DOUBLE PLAYS:	August 9, 2008 at Colorado
TURNED SIX DOUBLE PLAYS:	August 25, 1979 vs. Pittsburgh (19 innings)

BASE RUNNING FEATS

STRAIGHT STEAL OF HOME:	Everth Cabrera at Los Angeles (NL), July 14, 2012
STRAIGHT STEAL OF HOME, OPPONENT:	Kerry Robinson at St. Louis, July 3, 2002
STEAL OF HOME IN A DOUBLE STEAL:	Mark Sweeney at Houston, July 6, 2005
STEAL OF HOME IN A DOUBLE STEAL, OPPONENT:	Carlos Beltran vs. New York (NL), August 10, 2005
STEAL BY A PITCHER:	Anthony Bass vs. Texas, June 20, 2012
STEAL BY A PITCHER, OPPONENT:	Orlando Hernandez vs. New York (NL), July 17, 2007

MISCELLANEOUS

PLAYED 13 INNINGS:	May 20, 2012 vs. Los Angeles (AL) (W, 3-2)
PLAYED 14 INNINGS:	July 6, 2011 at San Francisco (L, 5-6)
PLAYED 15 INNINGS:	April 29, 2005 vs. Arizona (W, 5-4)
PLAYED 16 INNINGS:	May 16, 2009 vs. Cincinnati (W, 6-5)
PLAYED 17 INNINGS:	April 29, 2007 vs. Los Angeles Dodgers (L, 4-5)
PLAYED 18 INNINGS:	June 7, 2009 vs. Arizona (L, 6-9)
PLAYED 19 INNINGS:	August 25, 1979 vs. Pittsburgh (L, 3-4)
PLAYED 20 INNINGS:	August 15, 1980 vs. Houston (L, 1-3)
PLAYED 21 INNINGS:	May 21, 1977 at Montreal (W, 11-8)
PLAYED 22 INNINGS:	May 17, 2008 vs. Colorado (L, 1-2)

ALL-TIME PADRES TRIPLE PLAYS

TURNED BY PADRES (8)

DATE	OPPONENT	BATTER	INNING	PLAYERS INVOLVED
8-13-69	vs. Chicago (NL)	Williams	1	J. Niekro (P) to Dean (SS)
8-1-71	vs. Atlanta	Brown	7	Mason (2B) to Colbert (1B) to Hernandez (SS)
6-4-72	vs. Chicago (NL)	Hundley	9	Robles (SS) to Thomas (2B) to Colbert (1B)
4-11-78	at Atlanta	P. Niekro	2	Almon (3B) to Thomas (2B) to Richards (1B)
7-31-83	vs. Atlanta	Hubbard	4	Templeton (SS) to Flannery (2B) to Bevacqua (1B)
4-9-89	at Houston	Caminiti	8	Salazar (3B) to Alomar (2B) to Clark (1B) to Parent (C)
5-19-97	at Cincinnati	Taubensee	1	Ashby (P) to Gomez (SS) to Cianfrocco (1B)
6-10-10 (2)	at New York (NL)	Tejada	2	Headley (3B) to Zawadzki (2B) to Gonzalez (1B)

TURNED BY OPPONENTS (13)

DATE	OPPONENT	BATTER	INNING	PLAYERS INVOLVED
6-13-73	at Montreal	Morales	7	Hunt (2B) to Foli (SS) to Jorgensen (1B) to Boccabella (C)
6-21-76	vs. San Francisco	McCovey	3	Evans (1B) to Speier (SS) to Evans (1B)
10-3-80	at San Francisco	Cash	4	Sularz (3B) to Pettini (SS) to Murray (1B)
8-23-82	at Pittsburgh (Game 2)	Edwards	1	Berra (SS) to Ray (2B) to Thompson (1B)
6-5-86	vs. Atlanta	McReynolds	3	Z. Smith (P) to Hubbard (2B) to Horner (1B) to Virgil (C)
4-28-91	at Philadelphia	Gwynn	1	Ready (2B) to Jordan (1B)
9-5-91	vs. St. Louis	Jerald Clark	2	Zelle (3B) to Pena (2B) to Guerrero (1B)
7-17-95	vs. Cincinnati	Gwynn	6	Larkin (SS) to Boone (2B) to Morris (1B)
5-17-02	vs. New York (NL)	Gonzalez	5	Alfonzo (3B) to Alomar (2B) to Vaughn (1B)
5-6-04	at Atlanta	Robinson	8	Hessman (3B) to Garcia (2B) to LaRoche (1B)
5-5-05	at St. Louis	Hernandez	2	Pujols (1B) to Eckstein (SS) to Pujols (1B)
5-30-08	at San Francisco	Kouzmanoff	8	Castillo (3B) to Durham (2B) to Bowker (1B)
4-15-12	at Los Angeles (NL)	Guzman	9	Ellis (C) to Uribe (3B) to Gordon (2B) to Loney (1B)

HISTORY & RECORDS

PADRES LAST TRADE WITH...

AMERICAN LEAGUE EAST

TEAM	DATE	PADRES ACQUIRE	PADRES SEND
BAL	7-29-10	INF Miguel Tejada	RHP Wynn Pelzer
BOS	12-6-10	RHP Casey Kelly, INF Anthony Rizzo, OF Reymond Fuentes & PTBNL (INF Eric Patterson)	INF Adrian Gonzalez
NYN	8-6-09	Cash Considerations	RHP Chad Gaudin
TB	12-17-10	INF Jason Bartlett & PTBNL	RHPs Brandon Gomes, Adam Russell, LHP Cesar Ramos, INF Cole Figueroa
TOR	6-25-10	C Kyle Phillips	Cash Considerations

AMERICAN LEAGUE CENTRAL

TEAM	DATE	PADRES ACQUIRE	PADRES SEND
CLE	12-16-11	RHP Cory Burns	OF Aaron Cunningham
CWS	11-7-12	RHP Brandon Kloss	OF Blake Tekotte
DET	12-21-09	C Dusty Ryan	PTBNL
KC	3-26-08	INF/OF Justin Huber	Cash Considerations
MIN	9-9-03	1B Todd Sears	INF Alex Garcia

AMERICAN LEAGUE WEST

TEAM	DATE	PADRES ACQUIRE	PADRES SEND
LAA	5-3-12	INF Alexi Amarista & RHP Donn Roach	RHP Ernesto Frieri
OAK	11-16-12	RHP Tyson Ross & INF A.J. Kirby-Jones	LHP Andrew Werner & INF Andy Parrino
SEA	12-21-10	C Rob Johnson	PTBNL/Cash Considerations
TEX	11-28-12	RHP Wilfredo Boscan	RHP Cory Burns

NATIONAL LEAGUE EAST

TEAM	DATE	PADRES ACQUIRE	PADRES SEND
ATL	7-31-07	LHP Wil Ledezma, LHP Will Startup	LHP Royce Ring
MIA	11-22-11	C John Baker	LHP Wade LeBlanc
WSH	3-28-11	INF Alberto Gonzalez	RHP Erik Davis, Cash Considerations
NYM	3-29-11	RHP Eddie Kunz	INF Allan Dykstra
PHI	8-4-00	SS Desi Relaford	INF David Newhan

NATIONAL LEAGUE CENTRAL

TEAM	DATE	PADRES ACQUIRE	PADRES SEND
CHI	1-6-12	RHP Andrew Cashner, OF Kyung-Min Na	INF Anthony Rizzo, RHP Zach Cates
CIN	12-17-11	RHP Edinson Volquez, INF Yonder Alonso, C Yasmani Grandal, RHP Brad Boxberger	RHP Mat Latos
HOU	7-13-10	LHP Tyler Lumsden	Cash Considerations
MIL	5-21-09	OF Tony Gwynn, Jr.	OF Jody Gerut
PIT	4-7-12	PTBNL/Cash Considerations	OF Ryan Ludwick
STL	7-31-10	OF Ryan Ludwick	LHP Nick Greenwood (three-team trade with CLE)

NATIONAL LEAGUE WEST

TEAM	DATE	PADRES ACQUIRE	PADRES SEND
ARI	7-17-08	RHP Evan Scribner	INF Tony Clark
COL	12-7-11	RHP Huston Street	LHP Nick Schmidt, Cash Considerations
LAD	8-19-08	PTBN (LHP Michael Watt, RHP Eduardo Perez)	RHP Greg Maddux
SF	7-13-03	RHP Clay Hensley, PTBN (RHP R.D. Spiehs)	RHP Matt Herges



HISTORY & RECORDS

1984 NATIONAL LEAGUE CHAMPIONSHIP SERIES

The Padres rewrote National League history in 1984, becoming the first team in NLCS play and only the second team in Championship Series history to come back from a 2-0 deficit to win the series. The 1982 Milwaukee Brewers had also accomplished the feat in the ALCS.

The Chicago Cubs were not friendly hosts in the opening two games at Wrigley Field, knocking a total of six home runs, including five in the first game to take the contests, 13-0 and 4-2. But the Padres returned home following Game Two to a throng of thousands at San Diego/Jack Murphy Stadium, where they would play the final three games of the set. Consecutive record crowds filled the stadium as the Padres swept the trio of home games to move into San Diego's first-ever World Series.

There were plenty of heroes during the NLCS, but no star shined brighter than veteran first baseman Steve Garvey, who batted .400 (8-for-20) in the five games. It was his 4-for-5 performance in Game Four, which included a dramatic two-run home run off Cubs' ace reliever Lee Smith in the bottom of the ninth that paved the way to his second career NLCS Most Valuable Player Award. Craig Lefferts earned the win in each of the final two games of the series to lead the mound corps.

The Padres rallied from a three-run deficit in the fifth game to take a 6-3 decision and earn the right to face the American League Champion Detroit Tigers.

GAME 1

Tuesday, October 2 at Chicago

SAN DIEGO	0	0	0	0	0	0	0	0	0	-	0	6	1
Chicago	2	0	3	0	6	2	0	0	x	-	13	16	0

WP - Sutcliffe
LP - Show
SV - None

GAME 2

Wednesday, October 3 at Chicago

SAN DIEGO	0	0	0	1	0	1	0	0	0	-	2	5	0
Chicago	1	0	2	1	0	0	0	0	x	-	4	8	1

WP - Trout
LP - Thurmond
SV - Smith

GAME 3

Thursday, October 4 at San Diego

Chicago	0	1	0	0	0	0	0	0	0	-	1	5	0
SAN DIEGO	0	0	0	0	3	4	0	0	x	-	7	11	0

WP - Whitson
LP - Eckersley
SV - None

GAME 4

Saturday, October 6 at San Diego

Chicago	0	0	0	3	0	0	0	2	0	-	5	8	1
SAN DIEGO	0	0	2	0	1	0	2	0	2	-	7	11	0

WP - Lefferts
LP - Smith
SV - None

GAME 5

Sunday, October 7 at San Diego

Chicago	2	1	0	0	0	0	0	0	0	-	3	5	1
SAN DIEGO	0	0	0	0	0	2	4	0	x	-	6	8	0

WP - Lefferts
LP - Sutcliffe
SV - Gossage

HISTORY & RECORDS

1984 WORLD SERIES

In San Diego's first-ever trip to the World Series, the Padres ran head-on into the team with baseball's best overall record in 1984, the Detroit Tigers. The Tigers went wire-to-wire in first place to win the American League East. After a 31-5 start, Sparky Anderson's club finished the regular season with a 104-58 record, and then disposed of the Kansas City Royals in three consecutive games in the ALCS, while the Padres and Cubs went to the limit for the National League flag.

Both contests at San Diego's Jack Murphy Stadium were close, with the Tigers taking the opener, 3-2 and the Padres tying the series with a 5-3 win in Game Two. Kurt Bevacqua was the hero in the lone San Diego victory, going 3-for-4 with a fifth-inning, three-run home run off Dan Petry. Bevacqua, given the opportunity to play because the American League's designated hitter rule was in effect for the '84 Fall Classic, took full advantage, hitting at a .412 (7-for-17) clip with two doubles, two homers and four RBI in the series. Andy Hawkins, who allowed only one run in 12.0 innings of work in three World Series relief appearances, earned the Game Two victory, working 5.1 shutout innings of one-hit relief as the Padres overcame a 3-0 first-inning deficit.

Following the Padres Game Two victory, the scene shifted to Detroit for what turned out to be the final three games of the series. The hometown Tigers did not disappoint their faithful, riding the red-hot bat of Kirk Gibson to sweep the final three contests and win their fourth World Championship in club history.

Tigers shortstop Alan Trammell, a San Diego-native, earned MVP honors, hitting .450 (9-for-20) with a double, two home runs and six RBI.

GAME 1

Tuesday, October 9 at San Diego

Detroit 1 0 0 0 2 0 0 0 0 - 3 8 0
SAN DIEGO 2 0 0 0 0 0 0 0 0 - 2 8 1

WP - Morris
LP - Thurmond
SV - None

GAME 2

Wednesday, October 10 at San Diego

Detroit 3 0 0 0 0 0 0 0 0 - 3 7 3
SAN DIEGO 1 0 0 1 3 0 0 0 x - 5 11 0

WP - Hawkins
LP - Petry
SV - Lefferts

GAME 3

Friday, October 12 at Detroit

SAN DIEGO 0 0 1 0 0 0 1 0 0 - 2 10 0
Detroit 0 4 1 0 0 0 0 0 x - 5 7 0

WP - Wilcox
LP - Lollar
SV - Hernandez

GAME 4

Saturday, October 13 at Detroit

SAN DIEGO 0 1 0 0 0 0 0 1 - 2 5 2
Detroit 2 0 2 0 0 0 0 x - 4 7 0

WP - Morris
LP - Show
SV - None

GAME 5

Sunday, October 14 at Detroit

SAN DIEGO 0 0 1 2 0 0 0 1 0 - 4 10 1
Detroit 3 0 0 0 1 0 1 3 x - 8 11 1

WP - Lopez
LP - Hawkins
SV - Hernandez



HISTORY & RECORDS

1996 NATIONAL LEAGUE DIVISION SERIES

After winning the West on the last day of the regular season, the Padres faced the National League Central Champion Cardinals in the Division Series. St. Louis swept San Diego, outscoring the Padres by only five runs (15-10) in three close contests.

In the opener at Busch Stadium, Gary Gaetti knocked a three-run home run off Joey Hamilton with two outs in the first inning. Cardinals hurlers Todd Stottlemyre, Rick Honeycutt and Dennis Eckersley made the lead stand up for the 3-1 victory. Rickey Henderson led off the sixth inning with a homer for the only Padres run. San Diego could not convert on opportunities to tie the score in the seventh and ninth innings en route to the series-opening setback.

Game Two in St. Louis was decided during a dramatic eighth inning. The Padres, who had earlier trailed 1-0 and 4-1, entered the eighth trailing by a score of 4-3. After Scott Livingstone and Henderson reached to open the inning, Tony Gwynn, batting against Honeycutt, sacrificed the runners over. A Steve Finley groundout tied the score, but the go-ahead run was stranded at third base. In the bottom of the inning, the Cardinals scored the winning run without managing a base hit. Tom Pagnozzi's slow liner off Trevor Hoffman's glove plated Brian Jordan to make the score 5-4. Eckersley saved his second consecutive game, and the Padres returned to San Diego in a 2-0 hole—the identical situation they faced a dozen years earlier before taking three in a row from the Chicago Cubs in the franchise's only National League Championship Series appearance to date.

Until the very end, Game Three resembled 1984. A sellout crowd of 53,899 fans at Jack Murphy Stadium cheered wildly as the Padres climbed back from 1-0 and 5-4 deficits.

St. Louis pushed across a run in the first inning and was threatening for more when Archi Cianfrocco gunned down Ron Gant at home plate for an inning-ending double play. The Padres took a 2-1 lead in the second inning before Ken Caminiti added an opposite-field solo home run in the third. With the Cardinals holding a 5-4 advantage after 7 1/2 innings, the San Diego third baseman put the final touch on his spectacular MVP season, drilling a Rick Honeycutt delivery over the right-centerfield wall for his third homer of the series, a game-tying shot.

Just as visions of San Diego's stirring 1984 playoff comeback were rekindled in the hearts and minds of the capacity crowd, the Cardinals' Brian Jordan took control of the game with his glove and bat, ending the Padres magical season. With two outs in the eighth and pinch-runner Luis Lopez on second base, Jody Reed lined what appeared to be a go-ahead single to right-center. But Jordan raced over and dove head-first to spear the ball and end the inning.

In the top of the 9th, Jordan broke a 5-5 tie with a crushing two-run homer to left. Eckersley came on one final time and, as Caminiti waited in the on-deck circle, retired Finley for the final out. Despite the heartbreaking loss, San Diego fans stood and cheered the Padres, who returned to the field from the clubhouse and in turn recognized the fans for keeping the faith during an unforgettable 1996 season.

GAME 1

Tuesday, October 1 at St. Louis

SAN DIEGO	0	0	0	0	1	0	0	-	1	8	1	
St. Louis	3	0	0	0	0	0	0	x	-	3	6	0

WP - Stottlemyre
LP - Hamilton
SV - Eckersley

GAME 2

Thursday, October 3 at St. Louis

SAN DIEGO	0	0	0	1	2	0	1	0	-	4	6	0	
St. Louis	0	0	1	0	3	0	0	1	x	-	5	5	1

WP - Honeycutt
LP - Bochtler
SV - Eckersley

GAME 3

Saturday, October 5 at San Diego

St. Louis	1	0	0	0	3	1	0	2	-	7	13	1	
SAN DIEGO	0	2	1	1	0	0	0	1	0	-	5	11	2

WP - Mathews
LP - Hoffman
SV - Eckersley

HISTORY & RECORDS

1998 NATIONAL LEAGUE DIVISION SERIES

After winning the National League West by 9.5 games with a franchise-best 98-64 record, the Padres faced the Central Division Champion Houston Astros, winners of 102 regular-season games in the Division Series. The order was tall, and the prospect of facing 6-foot-10 Astros ace Randy Johnson twice in the best-of-five series made it all the more daunting. But as they had many times throughout their 98-win season, the Padres met the challenge.

The tone was set in the series opener in Houston, an epic pitcher's duel between Padres ace Kevin Brown and Johnson. As good as Johnson was, Brown was better, fanning a Division Series-record 16 batters and allowing only two hits in 8.0 shutout innings. The game was scoreless into the sixth, when Tony Gwynn doubled and scored on a sacrifice fly by Jim Leyritz. With Brown rolling, the Padres padded their lead in the eighth on a Greg Vaughn solo home run. Houston broke through with an unearned run off Trevor Hoffman in the ninth, but when the San Diego closer induced Carl Everett to fly out to center to end the game, the Padres had their first playoff win since 1984.

Game Two was another nail biter at the Astrodome, and Houston carried a 4-2 lead into the 9th. However, with hard-throwing closer Billy Wagner on the mound and two outs, Jim Leyritz launched a long fly ball down the right-field line that somehow remained fair for an improbable game-tying two-run homer. The Astros came right back, pushing across the winning run on a Bill Spiers single in the bottom of the inning. The Padres left Houston with a split and returned home looking to close out the series.

More than 3,000 fans awaited the Padres when they returned to "The Q" (Qualcomm Stadium) from Houston near midnight after Game Two. Their enthusiasm offered a lift as well as an early indication of the support to come throughout the postseason. A crowd of 65,235 packed The Q for a critical Game Three. Bruce Bochy's gamble to send Brown back to the mound on only three days rest paid off, as the right-hander limited the Astros to one run on three hits over 6.2 innings. Jim Leyritz continued his October heroics with a tie-breaking solo home run in the seventh, and after Trevor Hoffman struck out the side in the ninth inning to preserve the 2-1 win, the Padres were one win away from the National League Championship Series.

With their backs against the wall, the Astros came back with ace Johnson in Game Four. Although he pitched another gem, again Johnson would be outpitched. This time, Sterling Hitchcock did the honors, allowing just one run on three hits over 6.0 innings, walking none and striking out 11. The Padres got on the board first on another Leyritz homer, a solo shot to lead off the second. Leading 2-1 in the eighth, San Diego iced the series with a two-run triple by John Vander Wal and a two-run homer by Wally Joyner. Hoffman worked a 1-2-3 ninth, setting off the celebration for 64,898 fans. The Padres would move on to face the Braves in the NLCS with the 6-1 victory.

GAME 1

Tuesday, September 29 at Houston

SAN DIEGO	0	0	0	0	1	0	1	0	-	2	9	1
Houston	0	0	0	0	0	0	0	1	-	1	4	0

WP - Brown
LP - Johnson
SV - Hoffman

GAME 2

Thursday, October 1 at Houston

SAN DIEGO	0	0	0	0	2	0	2	-	4	8	1	
Houston	1	0	2	0	0	0	1	1	-	5	11	1

WP - Wagner
LP - Miceli
SV - None

GAME 3

Saturday, October 3 at San Diego

Houston	0	0	0	0	0	1	0	0	-	1	4	0	
SAN DIEGO	0	0	0	0	0	1	1	0	x	-	2	3	0

WP - Miceli
LP - Elarton
SV - Hoffman

GAME 4

Sunday, October 4 at San Diego

Houston	0	0	1	0	0	0	0	-	1	3	1	
SAN DIEGO	0	1	0	0	1	0	4	x	-	6	7	1

WP - Hitchcock
LP - Johnson
SV - None



HISTORY & RECORDS

1998 NATIONAL LEAGUE CHAMPIONSHIP SERIES

The Braves had been the "Team of the '90s" in the National League, and after 106 regular season wins and a sweep of the Cubs in the Division Series they looked stronger than ever in 1998. With a starting rotation full of Cy Young Award winners and the home-field advantage, Atlanta was given a considerable edge heading into the National League Championship Series.

The Padres had not played in the NLCS in 14 years, and their return was delayed even longer by Mother Nature as the start of the series opener at Turner Field was delayed 2:01 by rain. The game finally got started at 10:16 p.m. Not only did Game One start late, it also went long as the Padres needed a 10th-inning solo home run from Ken Caminiti to pull out a 3-2 series-opening victory. Starter Andy Ashby limited Atlanta to one run on five hits over 7.0 innings. Tony Gwynn went 2-for-5 with an RBI and Carlos Hernandez added a pair of hits.

With Kevin Brown taking the ball in Game Two, the underdog Padres were suddenly primed to take the first two games from the Braves in their home ballpark. Brown did not disappoint, continuing his postseason mastery with a complete game, three-hit shutout, fanning 11 batters. Quilvio Veras had three hits and an RBI in the victory. The Friars headed home up two games to none.

After out-pitching John Smoltz and Tom Glavine in Games One and Two, the Padres matched Sterling Hitchcock against four-time Cy Young winner Greg Maddux in Game Three. Hitchcock and four relievers combined to allow just one run on eight hits and struck out 12. Trailing, 2-1, the Braves had one last chance in the eighth with the bases loaded and two outs, but Trevor Hoffman came in from the pen to fan Javy Lopez. The Padres won again, 4-1, this time in front of 62,779 crazed fans at "The Q" (Qualcomm Stadium). San Diego moved to within one win of a trip to the World Series.

The Braves, however, refused to go down without a fight. An Andres Galaragga grand slam capped a six-run seventh, as Atlanta rallied for an 8-3 win in Game Four. The Braves then sent the series back to Atlanta with a stirring 7-6 win in Game Five. The key blow came on a three-run, eighth-inning homer by Michael Tucker off Kevin Brown. Brown had come out of the bullpen to try to protect a 4-2 lead. The long ball capped a five-run eighth, and the Braves hung on for a 7-6 win.

Back at Turner Field, Sterling Hitchcock took it upon himself to assure that the Braves would not become the first team in postseason history to overcome a three-games-to-none deficit. The eventual NLCS MVP struck out eight in 5.0 innings of two-hit, shutout ball. Locked in a scoreless duel with Tom Glavine, the Padres exploded for five runs in the sixth. Brian Boehringer, Mark Langston, Joey Hamilton and Trevor Hoffman then combined for 4.0 innings of no-hit, no-run relief, as the Padres advanced to their second World Series with a 5-0 win.

GAME 1

Wednesday, October 7 at Atlanta

SAN DIEGO 0 0 0 0 1 0 0 1 0 1 - 3 7 0
Atlanta 0 0 1 0 0 0 0 0 1 0 - 2 8 3

WP - Hoffman
LP - Lightenberg
SV - Wall

GAME 2

Thursday, October 8 at Atlanta

SAN DIEGO 0 0 0 0 0 1 0 0 2 - 3 11 0
Atlanta 0 0 0 0 0 0 0 0 0 - 0 3 1

WP - Brown
LP - Glavine
SV - None

GAME 3

Saturday, October 10 at San Diego

Atlanta 0 0 1 0 0 0 0 0 0 - 1 8 2
SAN DIEGO 0 0 0 0 2 0 0 2 x - 4 7 0

WP - Hitchcock
LP - Maddux
SV - Hoffman

GAME 4

Sunday, October 11 at San Diego

Atlanta 0 0 0 1 0 1 6 0 0 - 8 12 0
SAN DIEGO 0 0 2 0 0 1 0 0 0 - 3 8 0

WP - Martinez
LP - Hamilton
SV - None

GAME 5

Monday, October 12 at San Diego

Atlanta 0 0 0 1 0 1 0 5 0 - 7 14 1
SAN DIEGO 2 0 0 0 0 2 0 0 2 - 6 10 1

WP - Rocker
LP - Brown
SV - Maddux

GAME 6

Wednesday, October 14 at Atlanta

SAN DIEGO 0 0 0 0 0 5 0 0 0 - 5 10 0
Atlanta 0 0 0 0 0 0 0 0 0 - 0 2 1

WP - Hitchcock
LP - Glavine
SV - None

HISTORY & RECORDS

1998 WORLD SERIES

As they did in their first World Series appearance 14 years earlier, the Padres ran into a club coming off of one of the greatest seasons in Major League history when they faced the New York Yankees in the Fall Classic. In 1984, the Detroit Tigers had raced out to a 31-5 start en route to 104 regular season wins and an eventual Series victory over San Diego. This time around, the Yankees had tied an American League record with 114 regular season wins before edging out the Rangers and Indians in the AL playoffs. Although the Padres would go down in four consecutive games, they would not go down without a fight.

After falling behind 2-0 after two innings in the series opener at Yankee Stadium, the Friars stormed to a 5-2 lead on a two-run homer off the bat of Greg Vaughn in the third and back-to-back long balls by Tony Gwynn and Vaughn in the fifth. Gwynn's two-run shot, which bounced off the facade of the upper deck in right field, would be among the most memorable moments of his Hall-of-Fame career. The lead held up until the seventh inning, when New York exploded for seven runs on two swings of the bat. Chuck Knoblauch tied the game with a three-run homer. Five batters later, Tino Martinez slugged a game-winning grand slam as the Yanks went on to a 9-6 Series-opening victory.

The late-inning momentum carried into Game Two for the Bronx Bombers, who kept the Padres off the board in the top of the first when Paul O'Neill robbed Wally Joyner of extra-bases with a circus catch against the wall with two on and two out. New York then scored nine runs on 14 hits in the first five innings on the way to a 9-3 win and a commanding two games to none lead before the series shifted to the West Coast.

Although the odds were against their team, Padres fans kept the faith as they turned out in record numbers for Games Three and Four at Qualcomm Stadium. Sterling Hitchcock and David Cone matched each other pitch-for-pitch in Game Three until the sixth, when San Diego busted through in a scoreless game. An RBI single by Tony Gwynn followed by a throwing error gave the Padres a 2-0 lead. Ken Caminiti lifted a sacrifice fly two batters later, and the Padres led 3-0. But the Yankees came back again, with two in the seventh and three in the eighth on a back-breaking three-run homer off the bat of eventual World Series MVP Scott Brosius. The Padres closed to within 5-4 in the eighth and had the tying and winning runs on in the ninth before Mariano Rivera put out the fire and left the Yankees on the brink of the world championship.

In front of the largest crowd to ever see a baseball game in San Diego — 65,427 — the Padres and Yankees were locked in a scoreless tie in Game Four until the sixth, when New York broke through against Kevin Brown on an RBI groundout by Bernie Williams. Then in the eighth, the Yanks extended the lead on an RBI single by Brosius and a sac fly off the bat of Ricky Ledee. Rivera worked out of a bases-loaded jam in the eighth and shut down the Padres in the ninth as the Yankees closed out their 24th World Series Championship.

GAME 1

Saturday, October 17 at New York

SAN DIEGO	0	0	2	0	3	0	0	1	0	-	6	8	1
New York	0	2	0	0	0	7	0	x	-	9	9	1	

WP - Wells
LP - Wall
SV - Rivera

GAME 2

Sunday, October 18 at New York

SAN DIEGO	0	0	0	0	1	0	0	2	0	-	3	10	1
New York	3	3	1	0	2	0	0	0	x	-	9	16	0

WP - Hernandez
LP - Ashby
SV - None

GAME 3

Tuesday, October 20 at San Diego

New York	0	0	0	0	0	2	3	0	-	5	9	1	
SAN DIEGO	0	0	0	0	0	3	0	1	0	-	4	7	1

WP - Mendoza
LP - Hoffman
SV - Rivera

GAME 4

Wednesday, October 21 at San Diego

New York	0	0	0	0	1	0	2	0	-	3	9	0
SAN DIEGO	0	0	0	0	0	0	0	0	-	0	7	0

WP - Pettitte
LP - Brown
SV - Rivera



HISTORY & RECORDS

2005 NATIONAL LEAGUE DIVISION SERIES

The Padres, crowned National League West Champions with an 82-80 record, traveled to St. Louis to face the NL Central Champion Cardinals in the second postseason meeting between the two clubs, having met in the 1996 NLDS.

San Diego sent National League strikeout leader Jake Peavy to the mound in Game One while the Cardinals, owners of the best regular season record in baseball with a mark of 100-62, countered with ace Chris Carpenter. Peavy was tagged for eight runs on eight hits over 4.1 innings and was forced from the game by a fractured rib suffered earlier that would sideline him for the rest of the playoffs. The Padres rallied late, scoring three runs in the ninth to cut the lead to 8-5 before Ramon Hernandez struck out with the bases loaded to end the game.

Pedro Astacio, the starting pitcher against the San Francisco Giants when the Padres clinched the NL West title on September 28, started for the Friars in Game Two at Busch Stadium. Despite allowing just three hits, Astacio was done in by three walks, including one to Albert Pujols that plated the Cardinals second run of the contest. The Padres scored two late runs and out-hit St. Louis for a second consecutive game, but fell by a score of 6-2. Mark Mulder earned the win, while Astacio was saddled with the loss.

The Padres returned to San Diego two days later, trailing two games to none, to host the first-ever postseason game at Petco Park. St. Louis shortstop David Eckstein led off the game with a single off Woody Williams, who had spent parts of four seasons from 2001-04 with the Cardinals. Two batters later, Eckstein would score on a double by Albert Pujols. In the second inning, Eckstein added a two-run home run while Reggie Sanders connected for a two-run double to give him a NLDS-record 10 RBI for the Series and the Cardinals a 5-0 lead after two frames. To their credit, the Bruce Bochy led Friars mounted another comeback after trailing 7-0 after five innings, but Jason Isringhausen retired Ryan Klesko with two on in the ninth inning to preserve a 7-4 victory and finish the three-game sweep.

GAME 1

Tuesday, October 4 at St. Louis

SAN DIEGO 0 0 0 0 0 0 1 1 3 - 5 13 1
St. Louis 1 0 3 0 4 0 0 0 x - 8 10 1

WP - Carpenter
LP - Peavy
SV - None

GAME 2

Thursday, October 6 at St. Louis

SAN DIEGO 0 0 0 0 0 0 1 1 0 - 2 10 1
St. Louis 0 0 2 2 0 0 2 0 x - 6 6 0

WP - Mulder
LP - Astacio
SV - None

GAME 3

Saturday, October 8 at San Diego

St. Louis 1 4 0 0 2 0 0 0 0 - 7 13 1
SAN DIEGO 0 0 0 0 2 0 1 1 0 - 4 9 0

WP - Morris
LP - Williams
SV - Isringhausen

HISTORY & RECORDS

2006 NATIONAL LEAGUE DIVISION SERIES

San Diego won its second straight National League West Division title in 2006 and made back-to-back trips to the postseason for the first time in franchise history. The Padres finished with an identical 88-74 record as the Los Angeles Dodgers, but claimed the crown after winning the season series, 13-5.

The Friars drew the St. Louis Cardinals in the first-round of the playoffs for the second consecutive year, marking the third playoff meeting between the two clubs since 1996.

After taking two of three from the Cardinals in the final week of the regular season, the Padres sent ace Jake Peavy to the mound for Game One at Petco Park. Peavy blanked the Cards for 3.0 innings before giving up five runs over the next 2.1 frames. 2005 National League Cy Young Award winner Chris Carpenter limited San Diego to only one run as the Cardinals beat the Padres 5-1.

Following an off day, the Padres sent veteran David Wells to the mound for Game Two. Wells held St. Louis to only two runs over 5.0 innings, but was opposed by Jeff Weaver who combined with four relievers to blank San Diego 2-0 in front of a hometown crowd of 43,463.

Facing elimination, the Padres traveled to St. Louis for Game Three. Eleven-game winner Chris Young took the ball for San Diego and shut out the Cardinals for 6.2 innings at the new Busch Stadium. Russell Branyan gave the club its first lead in the series with a two-run double in the fourth inning, and all-time saves leader Trevor Hoffman pitched a perfect ninth for his first postseason save since the 1998 NLCS. The 3-1 win marked the first postseason victory for the Padres since clinching the National League Pennant in 1998.

St. Louis returned Carpenter to the mound for Game Four and he was countered by veteran Woody Williams. Both starters surrendered two runs in the first inning but Carpenter settled in to throw 6.0 scoreless frames. The Cardinals struck for four runs in the sixth as the eventual World Series Champions sent the Padres home after a 6-2 defeat.

GAME 1

Tuesday, October 3 at San Diego

St. Louis 0 0 0 3 1 1 0 0 0 - 5 12 0
SAN DIEGO 0 0 0 0 0 1 0 0 0 - 1 6 0

WP - Carpenter
LP - Peavy
SV - None

GAME 2

Thursday, October 5 at San Diego

St. Louis 0 0 0 2 0 0 0 0 0 - 2 10 0
SAN DIEGO 0 0 0 0 0 0 0 0 0 - 0 4 0

WP - Weaver
LP - Wells
SV - Wainwright

GAME 3

Saturday, October 7 at St. Louis

SAN DIEGO 0 0 0 3 0 0 0 0 0 - 3 10 0
St. Louis 0 0 0 0 0 0 1 0 - 1 5 2

WP - Young
LP - Suppan
SV - Hoffman

GAME 4

Sunday, October 8 at St. Louis

SAN DIEGO 2 0 0 0 0 0 0 0 0 - 2 9 1
St. Louis 2 0 0 0 4 0 0 x - 6 7 0

WP - Carpenter
LP - Williams
SV - None



HISTORY & RECORDS

ALL-TIME ROSTER (1969-2012)

Through the end of the 2012 season, 846 players have appeared in at least one game for the Padres.

A [32]

Abner, Shawn (1987-91)
 Acosta, Ed (1971-72)
 Adams, Mike (2008-11)
 Adkins, Jon (2006)
 Aldrete, Mike (1991)
 Alexander, Manny (2005-2006)
 Alfonzo, Eliezer (2009)
 Allen, Dusty (2000)
 Almanzar, Carlos (1999-2000)
 Almon, Bill (1974-79)
 Alomar, Roberto (1988-90)
 Alomar Jr., Sandy (1988-89)
 Alonso, Yonder (2012-)
 Alou, Matty (1974)
 Alvarez, Gabe (2000)
 Amarista, Alexi (2012-)
 Ambres, Chip (2008)
 Andersen, Larry (1991-92)
 Anderson, Dwain (1973)
 Antonelli, Matt (2008-10)
 Arcia, Jose (1969-70)
 Arias, Alex (2001)
 Arias, George (1997-99)
 Arlin, Steve (1969-74)
 Armstrong, Mike (1980-81)
 Asadoor, Randy (1986)
 Ashby, Andy (1993-99, 2004)
 Ashford, Tucker (1976-78)
 Astacio, Pedro (2005)
 Aurilia, Rich (2004)
 Ausmus, Brad (1993-96)
 Azocar, Oscar (1991-92)

B [77]

Baek, Cha Seung (2008-09)
 Baerga, Carlos (1999)
 Baker, Chuck (1978, 1980)
 Baker, John (2012-)
 Baldschun, Jack (1969-70)
 Banks, Josh (2008-09)
 Bard, Josh (2006-08)
 Barfield, Josh (2006)
 Barker, Kevin (2002)
 Barrett, Marty (1991)
 Barrett, Michael (2007-08)
 Bartlett, Jason (2011-12)
 Barton, Bob (1970-72, 1974)
 Bass, Anthony (2011-)
 Bass, Randy (1980-82)
 Batchelor, Rich (1997)
 Baxter, Mike (2010)
 Bay, Jason (2003)
 Beamon, Trey (1997)
 Bean, Billy (1993-95)
 Beck, Rod (2003-04)
 Beckert, Glenn (1974-75)
 Bell, Derek (1993-94)

Bell, Heath (2007-11)
 Bellhorn, Mark (2006)
 Benes, Andy (1989-95)
 Bennett, Gary (2003)
 Bergman, Sean (1996-97)
 Bernal, Victor (1977)
 Berumen, Andres (1995-96)
 Beswick, Jim (1978)
 Bevacqua, Kurt (1979-80, 1982-85)
 Bilardello, Dann (1991-92)
 Blair, Dennis (1980)
 Blair, Willie (1995-96)
 Blanco, Henry (2009)
 Blanks, Kyle (2009-)
 Blefary, Curt (1972)
 Blum, Geoff (2005, 2006-2007)
 Bocachica, Hiram (2007)
 Bochtler, Doug (1995-97)
 Bochy, Bruce (1983-87)
 Boehringer, Brian (1998-2000)
 Bones, Ricky (1991)
 Bonilla, Juan (1981-83)
 Booker, Greg (1983-89)
 Boone, Bret (2000)
 Boone, Dan (1981-82)
 Bowen, Rob (2006-2007)
 Boxberger, Brad (2012-)
 Boyd, Jason (2002)
 Brach, Brad (2011-)
 Bradley, Milton (2007)
 Bragg, Darren (2004)
 Branyan, Russell (2006-2007)
 Bravo, Angel (1971)
 Brazelton, Dewon (2006)
 Breslow, Craig (2005)
 Briggs, Dan (1979)
 Brocail, Doug (1992-94, 2007)
 Brower, Jim (2006)
 Brown, Bobby (1983-85)
 Brown, Chris (1987-88)
 Brown, Emil (2001)
 Brown, Jarvis (1993)
 Brown, Kevin (1998)
 Brown, Ollie (1969-72)
 Bruske, Jim (1997, 1998)
 Buchanan, Brian (2002-04)
 Bumbry, Al (1985)
 Burke, Chris (2009)
 Burke, Greg (2009)
 Burns, Cory (2012)
 Burroughs, Sean (2002-05)
 Burrows, Terry (1997)
 Byers, Randell (1987-88)
 Bynum, Mike (2002-04)

C [57]

Cabrera, Everth (2009-)
 Caldwell, Mike (1971-73)

Cameron, Kevin (2007-08)
 Cameron, Mike (2006-2007)
 Caminiti, Ken (1995-98)
 Campbell, Dave (1970-73)
 Campbell, Mike (1994)
 Cannizzaro, Chris (1969-71, 1974)
 Cantu, Jorge (2011)
 Cardona, Javier (2002)
 Carlin, Luke (2008)
 Carlyle, Buddy (1999-2000)
 Carpenter, Andrew (2011)
 Carrillo, Cesar (2009-10)
 Carter, Joe (1990)
 Cash, Dave (1980)
 Cashner, Andrew (2012-)
 Cassel, Jack (2007)
 Cassidy, Scott (2005-2006)
 Castilla, Vinny (2006)
 Castillo, Tony (1978)
 Cedeno, Andujar (1995-96)
 Champion, Mike (1976-78)
 Chiffer, Floyd (1982-84)
 Cianfrocco, Archi (1993-98)
 Cirillo, Jeff (2004)
 Clark, Brady (2007)
 Clark, Jack (1989-90)
 Clark, Jerald (1988-92)
 Clark, Jermaine (2003)
 Clark, Tony (2008)
 Clark, Phil (1993-95)
 Clarke, Horace (1974)
 Clement, Matt (1998-2000)
 Clements, Pat (1989-92)
 Colangelo, Mike (2001)
 Colbert, Nate (1969-74)
 Comstock, Keith (1987-88)
 Condrey, Clay (2002-03)
 Coolbaugh, Scott (1991)
 Coombs, Danny (1970-71)
 Cora, Joey (1987, 1989-90)
 Corey, Bryan (2008)
 Corkins, Mike (1969-74)
 Corrales, Pat (1972-73)
 Correia, Kevin (2009-10)
 Costello, John (1991)
 Couchee, Mike (1983)
 Crabbe, Callix (2008)
 Crespo, Cesar (2001-02)
 Cruz, Deivi (2002)
 Cruz Jr., Jose (2007)
 Cunnane, Will (1997-2000)
 Cunningham, Aaron (2010- 2011)
 Curtis, John (1980-82)
 Cust, Jack (2006)
 Cyr, Eric (2002)

HISTORY & RECORDS

ALL-TIME ROSTER (1969-2012)

D (36)

D'Acquisto, John (1977-80)
 Dade, Paul (1979-80)
 Darnell, James (2011-)
 Darr, Mike (1999-2001)
 Dascenzo, Doug (1996)
 DaVanon, Jerry (1969)
 Davey, Tom (2000-02)
 Davis, Ben (1998-01)
 Davis, Bill (1969)
 Davis, Bob (1973, 1975-78)
 Davis, Jerry (1983, 1985)
 Davis, John (1990)
 Davis, Mark (1987-89, 1993-94)
 Davis, Storm (1987)
 Davis, Willie (1976)
 Deago, Roger (2003)
 Dean, Tommy (1969-71)
 Decker, Marty (1983)
 Deduno, Samuel (2011)
 Deer, Rob (1996)
 Denorfia, Chris (2010-)
 De Haan, Kory (2000-02)
 De La Cruz, Eulogio (2009)
 DeLeon, Luis (1982-85)
 DeWitt, Matt (2002)
 Deshaies, Jim (1992)
 Dilone, Miguel (1985)
 Dishman, Glenn (1995-96)
 Dobson, Pat (1970)
 Dorsett, Brian (1991)
 Doyle, Paul (1970)
 Dravecky, Dave (1982-87)
 Dukes, Tom (1969-70)
 Dunne, Mike (1990)
 Dupree, Mike (1976)
 Durango, Luis (2009-10)

E (16)

Eaton, Adam (2000-05)
 Eckstein, David (2009-10)
 Edmonds, Jim (2008)
 Edwards, Dave (1981-82)
 Eichelberger, Juan (1978-82)
 Eiland, David (1992-93)
 Ekstrom, Mike (2008-09)
 Elliott, Donnie (1994-95)
 Elliott, Randy (1972, 1974)
 Embree, Alan (2002, 2006)
 Ensberg, Morgan (2007)
 Erdos, Todd (1997, 2000)
 Estes, Shawn (2006, 2008)
 Ettles, Mark (1993)
 Evans, Barry (1978-81)
 Everitt, Leon (1969)

F (24)

Fahey, Bill (1979-80)
 Falkenberg, Brian (2005, 2008)
 Faries, Paul (1990-92)
 Fernandez, Tony (1991-92)
 Ferrara, Al (1969-71)
 Fick, Robert (2004-05)
 Fikac, Jeremy (2001-2002)
 Fingers, Rollie (1977-80)
 Finley, Steve (1995-98)
 Fiore, Mike (1972)
 Fireovid, Steve (1981, 1983)
 Flaherty, John (1996-97)
 Flannery, Tim (1979-89)
 Florie, Bryce (1994-96)
 Floyd, Cliff (2009)
 Folkers, Rich (1975-76)
 Forsythe, Logan (2011-)
 Foster, Alan (1975-76)
 Franklin, Jay (1971)
 Freisleben, Dave (1974-78)
 Frieri, Ernesto (2009-12)
 Frisella, Danny (1975)
 Fuentes, Tito (1975-76)
 Fulchino, Jeff (2011)

G (53)

Gallagher, Sean (2009-10)
 Gamble, Oscar (1978)
 Gant, Ron (2002)
 Garcia, Carlos (1999)
 Garcia, Jesse (2005)
 Garcia, Ralph (1972, 1974)
 Gardner, Jeff (1992-93)
 Gardner, Wes (1991)
 Garland, Jon (2010)
 Garvey, Steve (1983-87)
 Gaspar, Rod (1971, 1974)
 Gaston, Clarence (1969-74)
 Gaudin, Chad (2009)
 Geer, Josh (2008-09)
 Geren, Bob (1993)
 Gerhardt, Rusty (1974)
 Germano, Justin (2003-05, 2007-08)
 Gerut, Jody (2008-09)
 Giles, Brian (2003-09)
 Giles, Marcus (2007)
 Giovanola, Ed (1998-99)
 Goddard, Joe (1972)
 Gomez, Chris (1996-2001)
 Gomez, Pat (1993)
 Gonzalez, Adrian (2006-10)
 Gonzalez, Alberto (2011)
 Gonzalez, Alex (2004)
 Gonzalez, Edgar (2008-09)
 Gonzalez, Enrique (2008)
 Gonzalez, Fernando (1978-79)
 Gonzalez, Tony (1969)

Gonzalez, Wiki (1999-2003)
 Gorman, Tom (1987)
 Gossage, Rich (1984-87)
 Grandal, Yasmani (2012-)
 Grant, Mark (1987-90)
 Green, Gary (1986, 1989)
 Greene, Khalil (2003-08)
 Greer, Brian (1977, 1979)
 Gregerson, Luke (2009-)
 Greif, Bill (1972-76)
 Griffin, Mike (1982)
 Griffin, Tom (1976-77)
 Grubb, John (1972-76)
 Guevara, Carlos (2008)
 Gutierrez, Ricky (1993-94)
 Guzman, Domingo (1999-2000)
 Guzman, Freddy (2004)
 Guzman, Jesus (2011-)
 Gwosdz, Doug (1981-84)
 Gwynn, Chris (1996)
 Gwynn, Tony (1982-2001)
 Gwynn Jr., Tony (2009-10)

H (59)

Hackman, Luther (2003)
 Haeger, Charlie (2008)
 Hahn, Don (1975)
 Hairston, Scott (2007-09, 2010)
 Hairston Jr., Jerry (2010)
 Hamilton, Joey (1994-98)
 Hammaker, Atlee (1990-91)
 Hammond, Chris (2005)
 Hampson, Justin (2007-08)
 Hamren, Erik (2011)
 Hansen, Dave (2003-04)
 Harang, Aaron (2011)
 Hardy, Larry (1974-75)
 Hargrove, Mike (1979)
 Harris, Gene (1992-94)
 Harris, Greg (1984)
 Harris, Greg W. (1988-93)
 Hawkins, Andy (1982-88)
 Hawpe, Brad (2011)
 Hayhurst, Dirk (2008)
 Hayward, Ray (1986-87)
 Headley, Chase (2007-)
 Henderson, Rickey (1996-97, 2001)
 Hendrick, George (1977-78)
 Henn, Sean (2008)
 Hensley, Clay (2005-08)
 Herbel, Ron (1970)
 Herges, Matt (2003)
 Hermanson, Dustin (1995-96)
 Hermida, Jeremy (2011-12)
 Hernandez, Carlos (1997-2000)
 Hernandez, Enzo (1971-77)
 Hernandez, Jeremy (1991-93)
 Hernandez, Ramon (2004-05)



HISTORY & RECORDS

ALL-TIME ROSTER (1969-2012)

Herndon, Junior (2001)
Higgins, Kevin (1993)
Hilton, Dave (1972-75)
Hill, Shawn (2009)
Hinshaw, Alex (2012)
Hinshaw, George (1982-83)
Hitchcock, Sterling (1997- 2001, 2004)
Hoffman, Trevor (1993-2008)
Holbert, Ray (1994-95)
Holtz, Mike (2002)
Howard, Ben (2002-03)
Howard, Thomas (1990-92)
Howell, Jack (1991)
Hoyt, LaMarr (1985-86)
Hriniak, Walt (1969)
Hubbard, Trinidad (2002)
Huber, Justin (2008)
Hudson, Orlando (2011-12)
Hundley, Nick (2008-)
Hundley, Randy (1975)
Hunter, Cedric (2011)
Huntz, Steve (1970, 1975)
Hurst, Bruce (1989-93)
Hyers, Tim (1994-95)
Hyzdu, Adam (2005)

I (3)

Iguchi, Tadahito (2008)
Iorg, Dane (1986)
Ivie, Mike (1971, 1974-77)

J (26)

Jackson, Damian (1999-2001, 2005)
Jackson, Danny (1997)
Jackson, Darrin (1989-92)
Jackson, Roy Lee (1985)
James, Chris (1989)
Jarvis, Kevin (2000-03)
Jefferson, Stan (1987-88)
Jestadt, Garry (1971-72)
Jeter, John (1971-72)
Jimenez, D'Angelo (2001-02)
Jodie, Brett (2001)
Johnson, Ben (2005-2006)
Johnson, Brian (1994-96)
Johnson, Jerry (1975-76)
Johnson, Jonathan (2002)
Johnson, Mike (1974)
Johnson, Rob (2011)
Johnstone, Jay (1979)
Jones, Bobby J. (2001-02)
Jones, Bobby M. (2002)
Jones, Chris (1997)
Jones, Jimmy (1986-88)
Jones, Randy (1973-80)
Jones, Ruppert (1981-83)
Joshua, Von (1980)
Joyner, Wally (1996-99)

K (24)

Kahaulua, Fred (1981)
Kazmar, Sean (2008)
Keisler, Randy (2003)
Kelley, Dick (1969-71)
Kelly, Casey (2012-)
Kelly, Van (1969-70)
Kendall, Fred (1969-76, 1979-80)
Kennedy, Terry (1981-86)
Kershner, Jason (2002)
Kilkenny, Mike (1972)
Kingman, Dave (1977)
Kingsale, Gene (2002)
Kinney, Dennis (1978-80)
Kirby, Clay (1969-73)
Klesko, Ryan (2000-2006)
Knott, Jon (2004, 2006)
Kolb, Brandon (2000)
Kotsay, Mark (2001-03, 2012-)
Kouzmanoff, Kevin (2007-09)
Kroon, Marc (1995, 1997-98)
Krueger, Bill (1994-95)
Krug, Chris (1969)
Kruk, John (1986-89)
Kubiak, Ted (1975-76)

L (48)

LaForest, Pete (2007)
Lampkin, Tom (1990-92, 2002)
Lancellotti, Rick (1982)
Lane, Jason (2007)
Langston, Mark (1998)
Lankford, Ray (2001-02)
Lansford, Joe (1982-83)
LaPoint, Dave (1986)
LaRocca, Greg (2000)
Latos, Mat (2009-2011)
Lawrence, Brian (2001-05)
Laxton, Bill (1971, 1974)
Layne, Tommy (2012-)
LeBlanc, Wade (2008-11)
Lee, David (2001)
Lee, Derrek (1997)
Lee, Leron (1971-73)
Lee, Mark (1978-79)
Ledezma, Wil (2007-08)
Lefebvre, Joe (1981-83)
Lefferts, Craig (1984-87, 1990-92)
Leiper, Dave (1987-89)
Leone, Justin (2006)
Lewis, Jim (1991)
Leyritz, Jim (1998-99)
Lezcano, Sixto (1982-83)
Libran, Francisco (1969)
Lilliquist, Derek (1990-91)
Linebrink, Scott (2003-2007)
Littlefield, John (1981)
Livingstone, Scott (1994-97)

Lobaton, Jose (2009)
Lockhart, Keith (1994, 2003)
Locklear, Gene (1973-76)
Loewer, Carlton (2001, 2003)
Lolich, Mickey (1978-79)
Lollar, Tim (1981-84)
Long, Joey (1997)
Long, Terrence (2004)
Lopez, Arturo (2009)
Lopez, Luis (1993-94, 1996)
Lopez, Rodrigo (2000)
Loretta, Mark (2003-05)
Lucas, Gary (1980-83)
Ludwick, Ryan (2010-11)
Luebke, Cory (2010-)
Lundquist, David (2001-02)
Lynn, Fred (1990)

M (77)

Mabry, John (2000)
Macias, Drew (2007-09)
Mack, Shane (1987-88)
Mackowiak, Rob (2007)
Maddux, Greg (2007-08)
Maddux, Mike (1991-92)
Magadan, Dave (1999-2001)
Manuel, Jerry (1982)
Marquis, Jason (2012-)
Marshall, Dave (1973)
Martin, Al (2000)
Martinez, Carmelo (1984-89)
Martinez, Jose (1994)
Martinez, Luis (2011)
Martinez, Pedro (1993-94)
Mason, Don (1971-73)
Mason, Roger (1993)
Matos, Julius (2002)
Matthews, Mike (2003)
Matthews Jr., Gary (1999, 2003)
Maurer, Dave (2000-01)
Mauser, Tim (1993-95)
May, Darrell (2005)
Maybin, Cameron (2011-)
McAndrew, Jim (1974)
McAnulty, Paul (2005-08)
McBean, Alvin (1969)
McCool, Billy (1969)
McCovey, Willie (1974-76)
McCullers, Lance (1985-88)
McDavid, Ray (1994-95)
McElroy, Chuck (2001)
McGriff, Fred (1991-93)
McIntosh, Joe (1974-75)
McLeary, Marty (2004)
McReynolds, Kevin (1983-86)
Meadows, Brian (2000)
Melendez, Jose (1991-92)
Melendez, Luis (1976-77)
Menhart, Paul (1997)

HISTORY & RECORDS

ALL-TIME ROSTER (1969-2012)

Mendez, Donald (2001, 2003)
 Meredith, Cla (2006-09)
 Merloni, Lou (2003)
 Metzger, Butch (1975-77)
 Miceli, Dan (1998-99)
 Middlebrook, Jason (2001-02)
 Mikolas, Miles (2012-)
 Miller, Bob (1971, 1973)
 Miller, Ed (1984)
 Mirabelli, Doug (2006)
 Mitchell, Kevin (1987)
 Monge, Sid (1983-84)
 Montanez, Willie (1980)
 Montefusco, John (1982-83)
 Montgomery, Steve (2000)
 Morales, Jerry (1969-73)
 Morales, Rich (1973-74)
 Moreland, Keith (1988)
 Moreno, Edwin (2009)
 Moreno, Jose (1981)
 Moreno, Juan (2002)
 Morton, Colt (2007-08)
 Moseley, Dustin (2011-12)
 Moses, Jerry (1975)
 Mota, Jose (1991)
 Mouton, James (1998)
 Mujica, Edward (2009-10)
 Mulligan, Sean (1996)
 Mumphy, Jerry (1980)
 Mura, Steve (1978-81)
 Murphy, Dan (1989)
 Murray, Heath (1997, 1999)
 Murrell, Ivan (1969-73)
 Myers, Greg (1998-99)
 Myers, Randy (1992, 1998)
 Myers, Rodney (2000-02)
 Myrow, Bryan (2007-08)

N (18)

Nady, Xavier (2000, 2003-05)
 Nagy, Charles (2003)

Neal, Blaine (2004)
 Nelson, Rob (1987-90)
 Neshek, Pat (2011)
 Nevin, Phil (1999-05)
 Newfield, Marc (1995-96)
 Newhan, David (1999-2000)
 Nettles, Graig (1984-86)
 Nicholson, Kevin (2000)
 Nickle, Doug (2002)
 Niekro, Joe (1969)
 Nieves, Melvin (1993-95)
 Nieves, Wil (2002)
 Nolte, Eric (1987-89, 1991)
 Norman, Fred (1971-73)
 Nunez, Jose (2001-2002)
 Nyman, Gerry (1970)

O (14)

Ohlendorf, Ross (2012)
 Ojeda, Miguel (2003-05)
 Olivo, Miguel (2005)
 Oquist, Mike (1996)
 Oropesa, Eddie (2004)
 Orosco, Jesse (2003)
 Osting, Jimmy (2001)
 Osuna, Al (1996)
 Osuna, Antonio (2004)
 Otsuka, Akinori (2004-05)
 Owchinko, Bob (1976-79)
 Owens, Eric (1999-2000)
 Owings, Micah (2012)
 Oxspring, Chris (2005)

P (36)

Pagliarulo, Mike (1989-90)
 Palacios, Vicente (2000)
 Palmer, Lowell (1974)
 Palmer, Matt (2012)
 Parent, Mark (1986-90)
 Park, Chan Ho (2005-2006)
 Parrino, Andy (2011-12)
 Patterson, Bob (1985)

Patterson, Eric (2011)
 Patterson, Scott (2008)
 Payton, Jay (2004)
 Pearson, Jason (2002)
 Peavy, Jake (2002-09)
 Pelaez, Alex (2002)
 Pena, Roberto (1969)
 Perdomo, Luis (2009-10)
 Perez, Oliver (2002-03)
 Perez, Santiago (2001)
 Perkins, Broderick (1978-82)
 Perlozzo, Sammy (1979)
 Perry, Gaylord (1978-79)
 Petagine, Roberto (1995)
 Peterson, Adam (1991)
 Pettis, Gary (1992)
 Phillips, Kyle (2011)
 Phillips, Mike (1981)
 Phoebe, Tom (1971-72)
 Piazza, Mike (2006)
 Pickford, Kevin (2002)
 Plantman, Joe (1982)
 Plantier, Phil (1993-95, 1997)
 Podres, Johnny (1969)
 Poreda, Aaron (2009)
 Presley, Jim (1991)
 Puffer, Brandon (2004)
 Pyznarski, Tim (1986)

Q (4)

Qualls, Chad (2011)
 Quantrill, Paul (2005)
 Quentin, Carlos (2012-)
 Quintero, Humberto (2003-04)

R (55)

Rader, Doug (1976-77)
 Rakers, Aaron (2007)
 Ramirez, Mario (1981-85)
 Ramirez, Roberto (1998)
 Ramos, Cesar (2009-10)
 Randa, Joe (2005)
 Rasmussen, Dennis (1983, 1988-91)
 Rasmussen, Eric (1978-80)
 Ready, Randy (1986-89)
 Reberger, Frank (1969)
 Redding, Tim (2005)
 Reed, Jody (1995-96)
 Reed, Steve (2002)
 Reineke, Chad (2008)
 Relaford, Desi (2000)
 Rettenmund, Merv (1976-77)
 Reyes, Carlos (1998, 1999, 2000)
 Reyes, Dennys (2005)
 Reynolds, Don (1978-79)
 Reynolds, Ken (1976)
 Reynolds, Ronn (1990)
 Richard, Clayton (2009-)
 Richards, Gene (1977-83)

LONGEST PADRES HITTING STREAKS

RK	PLAYER	GAMES	YEAR
1.	Benito Santiago	34	1987
2.	John Flaherty	27	1996
3.	Tony Gwynn	25	1983
4.	Bip Roberts	23	1994
5.	Bobby Brown	21	1983
	Steve Finley	21	1996
7.	Tony Gwynn	20	1997
8.	Tony Gwynn	19	1997
	Tony Fernandez	19	1992
10.	Eric Owens	18	1999
	Tony Gwynn	18	1988
	Chris James	18	1989
	Gary Sheffield	18	1992



HISTORY & RECORDS

ALL-TIME ROSTER (1969-2012)

Riggs, Adam (2001)
Ring, Royce (2007)
Rivera, Mike (2003)
Rivera, Roberto (1999)
Rivera, Ruben (1997-2000)
Rizzo, Anthony (2011)
Roa, Joe (2003)
Roberts, Dave A. (1969-71)
Roberts, Dave R. (2005-2006)
Roberts, Dave W. (1972-75, 1977-78)
Roberts, Leon (1986, '88-91, '94-95)
Robinson, Dave (1970-71)
Robinson, Kerry (2004)
Robles, Oscar (2007-)
Robles, Rafael (1969-70, 1972)
Rodriguez, Aurelio (1980)
Rodriguez, Eddy (2012)
Rodriguez, Edwin (1983, 1985)
Rodriguez, Luis (2008-09)
Rodriguez, Rich (1990-93)
Rodriguez, Roberto (1970)
Roenicke, Ron (1984)
Romero, Mandy (1997-98)
Romo, Vicente (1973-74)
Rosenberg, Steve (1991)
Roskos, John (2000)
Ross, David (2005)
Ross, Gary (1969-74)
Royster, Jerry (1985-86)
Ruberto, Sonny (1969)
Rusch, Glendon (2008)
Russell, Adam (2009-10)

S [81]

Sager, A.J. (1994)
Salazar, Luis (1980-84, 1987, 1989)
Salazar, Oscar (2009-10)
Sanchez, Duaner (2009)
Sanders, Reggie (1999)
Sanders, Scott (1993-96, 1998)
Santiago, Benito (1986-92)
Santorini, Al (1969-71)
Sawyer, Rick (1976-77)
Scanlon, Pat (1977)
Schaeffer, Mark (1972)
Schiraldi, Calvin (1989-90)
Schulze, Don (1989)
Scott, John (1974-75)
Scott, Tim (1991-93, 1997)
Scribner, Evan (2011)
Seanez, Rudy (1993, 2001, 2005, 2006)
Sears, Todd (2003)
Selma, Dick (1969)
Seminara, Frank (1992-93)
Serafini, Dan (2000)
Serrano, Wascar (2001)
Severinsen, Al (1971-72)
Sharon, Dick (1975)
Sheets, Andy (1998)

Sheffield, Gary (1992-93)
Sherman, Darrell (1993)
Shiell, Jason (2002)
Shipley, Craig (1991-94, 1996-97)
Shirley, Bob (1977-80)
Show, Eric (1981-90)
Shumpert, Terry (1997)
Siebert, Paul (1977)
Siebert, Sonny (1975)
Sierra, Candy (1988)
Sikorski, Brian (2006)
Silva, Walter (2009)
Simpson, Steve (1972)
Sipin, John (1969)
Sisk, Tommy (1969)
Slaughter, Don (1997)
Sledge, Terrmel (2006-2007)
Slocum, Ron (1969-71)
Slocumb, Heathcliff (2000)
Smith, Ozzie (1978-81)
Smith, Pete (1997-98)
Snook, Frank (1973)
Solis, Ali (2012)
Sosa, Elias (1983)
Spence, Josh (2011-12)
Spencer, Stan (1998-2000)
Spiezio, Ed (1969-72)
Spillner, Dan (1974-78)
Sprague, Ed (2000)
Stablein, George (1980)
Stahl, Larry (1969-72)
Stairs, Matt (2010)
Stanley, Fred (1972)
Stansberry, Craig (2007-09)
Staton, Dave (1993-94)
Stauffer, Tim (2005-12)
Steels, James (1987)
Stephenson, Phil (1989-92)
Steverson, Todd (1996)
Stewart, Chris (2010)
Stilwell, Kurt (1992-93)
Stimac, Craig (1980-81)
Stoddard, Bob (1986)
Stoddard, Tim (1985-86)
Stone, Ricky (2004)
Street, Huston (2012-)
Strom, Brent (1975-77)
Stults, Eric (2012-)
Summers, Champ (1984)
Suppan, Jeff (2012)
Sutherland, Gary (1977)
Sweeney, Brian (2004, 2006)
Sweeney, Mark (1997-98, 2002, 2005)
Sweet, Rick (1978)
Swisher, Steve (1981-82)
Szuminski, Jason (2004)

T [32]

Tabaka, Jeff (1994-95)

Tankersley, Dennis (2002-2004)
Tatum, Jim (1996)
Taylor, Kerry (1993-94)
Taylor, Ron (1972)
Tejada, Miguel (2010)
Tekotte, Blake (2011-12)
Tellman, Tom (1979-80)
Tenace, Gene (1977-80)
Templeton, Garry (1982-91)
Terrell, Walt (1989)
Teufel, Tim (1991-93)
Tewksbury, Bob (1996)
Thatcher, Joe (2007-)
Thayer, Dale (2012-)
Thomas, Derrel (1972-74, 1978)
Thompson, Jason (1996)
Thompson, Mike (2006-2007)
Thon, Dickie (1988)
Thurmond, Mark (1983-86)
Tingley, Ron (1982)
Tolan, Bobby (1974-75, 1979)
Toliver, Fred (1989)
Tollberg, Brian (2000-2003)
Tomko, Brett (2002, 2007, 2008)
Tomlin, Dave (1974-77)
Torrealba, Yorvit (2010)
Torres, Hector (1975-76)
Trammell, Bubba (2001-03)
Troedson, Rich (1973-74)
Trujillo, J.J. (2002)
Turner, Jerry (1974-81, 1983)

U [1]

Urrea, John (1981)

V [22]

Valdez, Ismael (2004)
Valdez, Rafael (1990)
Valdez, Wilson (2005)
Valentine, Bobby (1975-77)
Valenzuela, Fernando (1995-97)
Vander Wal, John (1998-99)
VanRyn, Ben (1998)
Vatcher, Jim (1991-92)
Vaughn, Greg (1996-98)
Vazquez, Ramon (2002-04)
Velandia, Jorge (1997)
Velasquez, Guillermo (1992-93)
Venable, Will (2008-)
Veras, Dario (1996-97)
Veras, Quilvio (1997-99)
Victorino, Shane (2003)
Villafuerte, Brandon (2002-2003)
Villone, Ron (1995-96)
Vincent, Nick (2012-)
Vitiello, Joe (2000)
Volquez, Edinson (2012-)
Vosberg, Ed (1986, 1998-99)

HISTORY & RECORDS

ALL-TIME ROSTER (1969-2012)

W (48)

Walker, Kevin (2000-03)
Walker, Pete (1996)
Walker, Todd (2006)
Wall, Donne (1998-2000)
Walter, Gene (1985-86)
Walters, Dan (1992-93)
Ward, Kevin (1991-92)
Wasinger, Mark (1986)
Watkins, Steve (2004)
Webb, Ryan (2009-10)
Webster, Ramon (1970-71)
Wehrmeister, Dave (1976-78)
Welsh, Chris (1981-83)
Wells, David (2004, 2006-2007)
Wells, Jared (2008)
Wells, Kip (2012)
Wengert, Don (1998)
Werner, Andrew (2012)
Whisenant, Matt (1999-2000)
White, Rondell (2003)
Whitehurst, Wally (1993-94)
Whiteside, Matt (1999-2000)
Whitson, Ed (1983-84, 1986-91)
Wieland, Joe (2012-)
Wiggins, Alan (1981-85)
Wiley, Mark (1978)
Wilhelm, Jim (1978-79)
Wilkins, Rick (2001)
Williams, Bernie (1974)
Williams, Brian (1995)
Williams, Eddie (1990, 1994-95, 1998)
Williams, George (2000)
Williams, Jim (1969-70)
Williams, Randy (2005)
Williams, Woody (1999-2001, 2005-06)
Williamson, Scott (2006)
Willis, Ron (1970)
Wilson, Earl (1970)
Wilson, Josh (2009)
Winfield, Dave (1973-80)
Wise, Rick (1980-82)
Witasick, Jay (2000-01, 2003-04)
Witt, Kevin (2001)
Wojna, Ed (1985-87)
Wolf, Randy (2008)
Worrell, Tim (1993-97)
Wright, Jaret (2003)
Wynne, Marvell (1986-89)

X (0)

None

Y (2)

Young, Chris (2006-10)
Young, Eric (2005-06)

Z (1)

Zawadzki, Lance (2010)

MANAGERS (16)

Black, Bud (2007-)
Bochy, Bruce (1995-2006)
Boros, Steve (1986)
Bowa, Larry (1987-88)
Coleman, Jerry (1980)
Craig, Roger (1978-79)
Dark, Alvin (1977)
Gomez, Preston (1969-72)
Howard, Frank (1981)
McKeon, Jack (1988-90)
McNamara, John (1974-77)
Riddoch, Greg (1990-92)
Rigglesman, Jim (1992-94)
Skinner, Bob (1977)
Williams, Dick (1982-85)
Zimmer, Don (1972-73)

COACHES (75)

Akerfelds, Darrel (2001-12)
Alomar, Sandy (1986-90)
Amalfitano, Joe (1976-77)
Anderson, Sparky (1969)
Balsley, Darren (2003-)
Bialas, Dave (1993-94)
Bloomfield, Jack (1974)
Bochy, Bruce (1993-94)
Booker, Greg (1997-2003)
Brinkman, Eddie (1981)
Cisco, Galen (1985-87)
Colbert, Craig (2007-08)
Craig, Roger (1969-72, 1976-78)
Davenport, Jim (1974-75)
Dobson, Pat (1988-90)
Dunlop, Harry (1983-87)
Espy, Duane (2000-02)
Estrada, Chauck (1978-81)
Flannery, Tim (1996-2002)
Garcia, Dave (1970-73)
Heist, Al (1980)
Herman, Billy (1978-79)
Hoffman, Glenn (2006-)
Jones, Deacon (1984-87)
Jones, Jimmy (2012)
Joyner, Wally (2007-08)
Kimm, Bruce (1991-92)
Krol, Jack (1981-86)
Lefebvre, Jim (2009)
Little, Grady (1996)
Lopes, Davey (1995-99, 2003-05)
Magadan, Dave (2003-2006)
Maloolf, Jack (1990)
McCullough, Clyde (1980-82)
Meacham, Bobby (2007)
Moon, Wally (1969)
Morgan, Tom (1975)
Muser, Tony (2003-2006)
Nettles, Graig (1995)
Oglivie, Ben (2000)
Otis, Amos (1988-90)
Phillips, Dick (1980)
Picciolo, Rob (1990-2005)
Plantier, Phil (2012-)
Podres, Johnny (1973)
Posedel, Bill (1974)
Powell, Alonzo (2012-)
Rader, Doug (1978-79)
Radison, Dan (1993-94)
Ready, Randy (2009-11)
Rettenmund, Merv (1991-99, 2006-07)
Renteria, Rick (2008-)
Riddoch, Greg (1987-90)
Rigney, Bill (1975)
Roarke, Mike (1991-93)
Roberts, Dave (2011-)
Roof, Phil (1978)
Sherry, Norm (1982-84)
Siebert, Sonny (1994-95)
Simmons, Ted (2009-10)
Sisler, Dick (1975-76)
Skinner, Bob (1970-73, 1977)
Smith, Dave (1999-01)
Snyder, Jim (1991-92)
Sommers, Denny (1988-90)
Stevens, Ed (1981)
Stewart, Dave (1998)
Tolan, Bobby (1980-83)
Trammell, Alan (2000-02)
Virgil, Ozzie (1982-85)
Waller, Tye (1995, 2006)
Warthen, Dan (1996-97)
Wietelmann, Whitey (1969-79)
Williams, Don (1977-80)
Zimmer, Don (1972)



HISTORY & RECORDS



NATIONAL BASEBALL HALL OF FAME AND MUSEUM

25 Main Street, Cooperstown, New York 13326

Phone: (607) 547-7200 Fax: (607) 547-2044

Public Relations: (607) 547-0215

e-mail address: info@baseballhall.org

Web site: baseballhall.org

Summer Hours: Memorial Day Weekend - Labor Day Weekend: 9 a.m. to 9 p.m.

Regular Hours: 9 a.m. to 5 p.m.

Holiday Closings: Thanksgiving Day, Christmas Day, and New Year's Day.

DIRECTORY: Jane Forbes Clark (Chairman), Joe Morgan (Vice Chairman), Jeff Idelson (President), Bill Haase (Senior Vice President), Sean Gahagan (Vice President, Retail Merchandising & Licensing), Erik Strohl (Senior Director of Exhibitions and Collections), Ken Meifert (Senior Director, Development)

RESEARCH AND LIBRARY CONTACTS: Jim Gates (Librarian), Tim Wiles (Research Director), Pat Kelly (Photo Archivist)

PR CONTACTS: Brad Horn (Senior Director, Communications & Education) and Craig Muder (Communications Director)

HALL OF FAME WEEKEND 2013: July 26-29

Inductees: Hank O'Day, Jacob Ruppert and Deacon White

Awards: Sat. July 27, 4:30 p.m. ET, Doubleday Field

Induction: Sun. July 28, 1:30 p.m. ET, Clark Sports Center

HALL OF FAME CLASSIC 2013: May 25

Legends Game and Special Events

Game: Sat. May 25, Doubleday Field

For more information, visit baseballhall.org

PADRES IN THE HALL OF FAME

Ten players and managers who have worn a San Diego Padres uniform have earned enshrinement into the National Baseball Hall of Fame, including 2011 BBWAA Inductee Roberto Alomar, who began his career by playing three seasons in San Diego from 1988-1990. He joins Ozzie Smith (1978-1981), Rollie Fingers (1977-1980), Goose Gossage (1984-1987), Tony Gwynn (1982-2001), Rickey Henderson (1996-1997, 2001), Willie McCovey (1974-1976), Gaylord Perry (1978-1979), Dave Winfield (1973-1980) and Dick Williams (1982-1985). For more information on San Diego Padres in the Hall of Fame, visit the "Hall of Famers" team pages at www.baseballhall.org.

NOTABLE PADRES ARTIFACTS IN COOPERSTOWN

- Manager Bud Black's 1983 throwback uniform with memorial jersey patch worn as a tribute on July 14, 2011 to Hall of Famer Dick Williams during the team's first home game after his passing on July 7th.
- Glove used by Kevin Kousseroff during the 2009 season when he set a single-season record for NL third basemen with a .990 fielding percentage, making only three errors in 309 total chances.
- Bat used by Jody Gerut hit a leadoff home run in the first game at Citi Field, the first time in that the first batter of the first regular-season game at a new ballpark has hit a home run.
- Ticket from the final Hall of Fame Game, which was to be played June 16, 2008 against the Padres but was rained out.
- Jersey worn by Greg Maddux during his 350th career win on May 10, 2008.
- Ball, ticket and a base signed by manager Bud Black from the 2008 China Series against the Dodgers in March 2008.
- Ball signed by 2007 BBWAA Hall of Fame electee Tony Gwynn.
- Jersey, cap, spikes, glove and final out ball used by Trevor Hoffman on June 6, 2007, when he recorded his 500th career save, the first reliever to achieve the milestone.
- Ball, cap, jersey and spikes from Trevor Hoffman's 479th save on Sept. 24, 2006, which surpassed Lee Smith for the all-time lead.
- Jersey worn by Mike Piazza on April 26, 2006 when he hit his 400th career home run.
- Uniform, spikes, ball and ticket from Trevor Hoffman's 400th career save on May 6, 2005.
- Bat used by Brian Giles to record the first hit at PETCO Park on April 8, 2004.
- Home run ball hit by Rickey Henderson, scoring his record 2,247th career run on Oct. 3, 2001.
- Jersey worn by Rickey Henderson for his 2,063rd career walk, breaking Babe Ruth's record, April 25, 2001.
- A bat used by Greg Vaughn during his 50-home run season of 1998.
- Bat and spikes used by Tony Gwynn in 1997, when he achieved his 8th N.L. batting title.
- Jersey worn by Tony Gwynn during the 1994 season when he recorded his 5th NL batting title.
- Cap worn by Steve Garvey to set NL record for consecutive games played, April 16, 1983.
- Bat from Nate Colbert's record 13 RBI in a doubleheader on Aug. 1, 1972.



Bud Black's 1983 throwback cap.

A LOOK AHEAD TO 2014

Ballots for the 2014 Hall of Fame/BBWAA election will be distributed in early December with results from the voting scheduled to be announced in January 2014. A partial list of first-year candidates for election include: Moises Alou, Eric Gagne, Tom Glavine, Greg Maddux, Mike Mussina, Hideo Nomo, Jeff Kent and Frank Thomas. Historical information on past BBWAA elections and the election process can be accessed at www.baseballhall.org or by contacting the Hall of Fame Public Relations department.

CONNECT TO COOPERSTOWN

- For up-to-the-minute news from Cooperstown, visit at www.baseballhall.org. Stay up-to-date on all the activity at the Hall of Fame's official site and through social networking on Facebook, Instagram, Twitter and YouTube.
- If you would like to receive interesting stories and timely news items direct from the Hall of Fame and get the inside track on the latest happenings in Cooperstown, sign up for *Inside Pitch*. There's no cost to receive our weekly electronic newsletter in your e-mail box at home or work and it's easy to enroll: Just log on to www.hofclubhouse.com.
- If you have an interest in receiving *Around The Horn*, the Hall's monthly media newsletter, please send an e-mail to info@baseballhall.org. Be sure to include your name, name of organization and e-mail address.

RESEARCH ASSISTANCE

The Hall of Fame is pleased to provide assistance in baseball research and members of the media are encouraged to utilize this valuable baseball resource whenever necessary by calling the Public Relations department at (607) 547-0215, or the Library Reference desk at (607) 547-0330.



OPPONENTS



ARIZONA DIAMONDBACKS

STADIUM: Chase Field (1998)
CAPACITY: 48,635
ADDRESS: 401 E. Jefferson Street
 Phoenix, AZ 85004
 (602) 462-6000
TELEPHONE:
PRESIDENT/CEO: Derrick Hall
EVP/GENERAL MGR: Kevin Towers
MANAGER: Kirk Gibson (4th Season)
PR CONTACT: Josh Rawitch
2012 FINISH: 81-81 (.500)
 3rd Place, NL West

PADRES-DIAMONDBACKS ALL-TIME SERIES RESULTS

ALL-TIME RECORD.....121-139
 IN SAN DIEGO.....76-54
 IN ARIZONA.....45-85
 LAST SEASON vs DIAMONDBACKS.....11-7
 BEST SEASON vs.....9-3 (1998)
 BEST IN SAN DIEGO.....6-0 (1998)
 BEST IN ARIZONA.....7-2 (2012)
 WORST SEASON vs.....2-11 (1999)
 WORST IN SAN DIEGO.....1-5 (1999)
 WORST IN ARIZONA.....1-9 (2002)

LAST TIME THE PADRES SWEEP A...

3-game series in San Diego..... July 16-18, 2010
 3-game series in Arizona..... Aug. 24-26, 2012
 4-game series in San Diego..... April 10-13, 1998
 4-game series in Arizona..... Never
 Doubleheader in San Diego..... Never
 Doubleheader in Arizona..... Never

LAST TIME THE D'BACKS SWEEP A...

3-game series in San Diego.....April 24-26, 2006
 3-game series in Arizona.....Aug. 26-28, 2011
 4-game series in San Diego..... Never
 4-game series in Arizona..... July 25-28, 2002
 Doubleheader in San Diego..... Never
 Doubleheader in Arizona..... Never

LONGEST WINNING STREAK VS. D'BACKS

7 games.....July 2-September 7, 2010

LONGEST LOSING STREAK VS. D'BACKS

8 games.....April 25-September 30, 1999



ATLANTA BRAVES

STADIUM: Turner Field (1997)
CAPACITY: 49,377
ADDRESS: 755 Hank Aaron Drive
 Atlanta, GA 30315
 (404) 522-7630
TELEPHONE:
CHAIRMAN/CEO: Terry McGuirk
PRESIDENT: John Schuerholz
GENERAL MGR: Frank Wren
MANAGER: Fredi Gonzalez (3rd Season)
PR CONTACT: Brad Hainje
2012 FINISH: 94-68 (.580)
 2nd Place, NL East

PADRES-BRAVES ALL-TIME SERIES RESULTS

ALL-TIME RECORD.....254-333
 IN SAN DIEGO.....137-160
 IN ATLANTA.....117-173
 LAST SEASON vs BRAVES.....3-4
 BEST SEASON vs.....5-1 (2005)
 BEST IN SAN DIEGO.....7-2 (1987)
 BEST IN ATLANTA.....7-2 (1975, '89)
 WORST SEASON vs.....1-17 (1974)
 WORST IN SAN DIEGO.....0-9 (1974)
 WORST IN ATLANTA.....0-9 (1980)

LAST TIME THE PADRES SWEEP A...

3-game series in San Diego..... May 16-18, 2005
 3-game series in Atlanta.....August 1-3, 1989
 4-game series in San Diego..... May 29-31, 1979
 4-game series in Atlanta..... July 25-27, 1975
 Doubleheader in San Diego..... May 29, 1979
 Doubleheader in Atlanta.....August 7, 1990

LAST TIME THE BRAVES SWEEP A...

3-game series in San Diego..... July 14-16, 2006
 3-game series in Atlanta..... May 6-8, 2008
 4-game series in San Diego..... May 15-18, 2003
 4-game series in Atlanta.....April 8-11, 1983
 Doubleheader in San Diego.....April 27, 1975
 Doubleheader in Atlanta.....October 2, 1992

LONGEST WINNING STREAK VS. BRAVES

7 games.....June 28, 1972-September 10, 1972

LONGEST LOSING STREAK VS. BRAVES

15 games.....April 18, 1974-September 15, 1974

OPPONENTS



CHICAGO CUBS

STADIUM: Wrigley Field (1914)
CAPACITY: 41,210
ADDRESS: 1060 W. Addison Street
 Chicago, IL 60613
TELEPHONE: (773) 404-2827
CHAIRMAN: Tom Ricketts
PRESIDENT, BB OPS: Theo Epstein
GENERAL MGR: Jed Hoyer
MANAGER: Dale Sveum (2nd Season)
PR CONTACT: Peter Chase
2012 FINISH: 61-101 (.377)
 5th Place, NL Central

PADRES-CUBS ALL-TIME SERIES RESULTS

ALL-TIME RECORD.....201-245
 IN SAN DIEGO.....111-112
 IN CHICAGO.....90-133
 LAST SEASON vs CUBS.....3-3
 BEST SEASON vs.....7-0 (2006)
 BEST IN SAN DIEGO.....4-0 (2006)
 BEST IN CHICAGO.....4-0 (2010)
 WORST SEASON vs.....1-11 (1969)
 WORST IN SAN DIEGO.....1-5 (4 times, last 1993)
 WORST IN CHICAGO.....0-6 (3 times, last 1987)

LAST TIME THE PADRES SWEPT A...

3-game series in San Diego..... Aug 6-8, 2012
 3-game series in Chicago..... May 12-14, 2006
 4-game series in San Diego..... May 5-8, 2006
 4-game series in Chicago..... August 16-19, 2010
 Doubleheader in San Diego..... July 9, 1971
 Doubleheader in Chicago..... Never

LAST TIME THE CUBS SWEPT A...

3-game series in San Diego..... May 14-16, 2004
 3-game series in Chicago..... May 28-30, 2012
 4-game series in San Diego..... Never
 4-game series in Chicago..... May 14-16, 1971
 Doubleheader in San Diego..... August 30, 1974
 Doubleheader in Chicago..... May 16, 1971

LONGEST WINNING STREAK VS. CUBS

7 games..... May 5, 2006-May 14, 2006

LONGEST LOSING STREAK VS. CUBS

9 games..... August 19, 1970-May 16, 1971



CINCINNATI REDS

STADIUM: Great American
 Ball Park (2003)
CAPACITY: 42,319
ADDRESS: 100 Joe Nuxhall Way
 Cincinnati, OH 45202
TELEPHONE: (513) 765-7800
PRESIDENT/CEO: Bob Castellini
GENERAL MGR: Walt Jocketty
MANAGER: Dusty Baker (6th Season)
PR CONTACT: Rob Butcher
2012 FINISH: 97-65 (.599)
 1st Place, NL Central

PADRES-REDS ALL-TIME SERIES RESULTS

ALL-TIME RECORD.....264-322-1
 IN SAN DIEGO.....143-153
 IN CINCINNATI.....121-169-1
 LAST SEASON VS. REDS.....2-6
 BEST SEASON vs.....11-1 (1998)
 BEST IN SAN DIEGO.....6-0 (1998)
 BEST IN CINCINNATI.....5-1 (1998)
 WORST SEASON vs.....3-15 ('80), 2-10 ('81), 1-5 ('02)
 WORST IN SAN DIEGO.....1-8 (1980)
 WORST IN CINCINNATI.....1-8 (1976)

LAST TIME THE PADRES SWEPT A...

3-game series in San Diego..... May 15-17, 2009
 3-game series in Cincinnati..... May 4-6, 2001
 4-game series in San Diego..... Never
 4-game series in Cincinnati..... Never
 Doubleheader in San Diego..... July 25, 1990
 Doubleheader in Cincinnati..... Never

LAST TIME THE REDS SWEPT A...

3-game series in San Diego..... July 29-31, 2005
 3-game series in Cincinnati..... August 9-11, 2002
 4-game series in San Diego..... September 21-23, 1990
 4-game series in Cincinnati..... May 10-13, 1993
 Doubleheader in San Diego..... September 22, 1990
 Doubleheader in Cincinnati..... August 4, 1980

LONGEST WINNING STREAK VS. REDS

10 games..... April 7, 1998-May 14, 1999

LONGEST LOSING STREAK VS. REDS

9 games..twice, last: September 18, 1992-June 25, 1993



COLORADO ROCKIES

STADIUM: Coors Field (1995)
CAPACITY: 50,480
ADDRESS: 2001 Blake Street
 Denver, CO 80205
 (303) 292-0200
TELEPHONE:
CHAIRMAN/CEO: Richard L. Monfort
GENERAL MGR: Dan O'Dowd
MANAGER: Walt Weiss
PR CONTACT: Jay Alves
2012 FINISH: 64-98 (.395)
 5th Place, NL West

PADRES-ROCKIES ALL-TIME SERIES RESULTS

ALL-TIME RECORD.....155-166
 IN SAN DIEGO.....81-80
 IN COLORADO.....74-85
 IN MONTERREY, MEXICO.....0-1
 LAST SEASON vs. ROCKIES.....10-8
 BEST SEASON vs.....9-4 (1999)
 BEST IN SAN DIEGO.....6-1 (1999)
 BEST IN COLORADO.....7-3 (2001)
 WORST SEASON vs.....4-9 (1995)
 WORST IN SAN DIEGO.....2-7 (2010)
 WORST IN COLORADO.....1-6 (1995)

LAST TIME THE PADRES SWEEPED A...

3-game series in San Diego..... September 4-6, 2006
 3-game series in Colorado..... September 19-21, 2011
 4-game series in San Diego..... June 25-28, 1999
 4-game series in Colorado..... Never
 Doubleheader in San Diego..... August 6, 1993
 Doubleheader in Colorado..... Never

LAST TIME THE ROCKIES SWEEPED A...

3-game series in San Diego..... September 3-5, 2010
 3-game series in Colorado..... April 18-20, 2003
 4-game series in San Diego..... Never
 4-game series in Colorado..... July 11-14, 1996
 Doubleheader in San Diego..... Never
 Doubleheader in Colorado..... July 3, 1999

LONGEST WINNING STREAK VS. ROCKIES

7 games..... July 12, 1997-July 5, 1998

LONGEST LOSING STREAK VS. ROCKIES

5 games..... Sept. 9, 2007-October 1, 2007



LOS ANGELES DODGERS

STADIUM: Dodger Stadium (1962)
CAPACITY: 56,000
ADDRESS: 1000 Elysian Park Avenue
 Los Angeles, CA 90012
 (323) 224-1500
TELEPHONE:
CHAIRMAN: Mark Walter
PRESIDENT & CEO: Stan Kasten
GENERAL MGR: Ned Colletti
MANAGER: Don Mattingly (3rd Season)
PR CONTACT: Joe Jareck
2012 FINISH: 86-76 (.531)
 2nd Place, NL West

PADRES-DODGERS ALL-TIME SERIES RESULTS

ALL-TIME RECORD.....354-389-1
 IN SAN DIEGO.....187-182-1
 IN LOS ANGELES.....167-207
 LAST SEASON vs. DODGERS.....7-11
 BEST SEASON vs.....9-3 (1999)
 BEST IN SAN DIEGO.....5-1 (1999)
 BEST IN LOS ANGELES.....5-1 (1996)
 WORST SEASON vs.....2-16 (1974)
 WORST IN SAN DIEGO.....0-9 (1971)
 WORST IN LOS ANGELES.....1-8 (1974)

LAST TIME THE PADRES SWEEPED A...

3-game series in San Diego..... September 6-8, 2010
 3-game series in Los Angeles..... July 24-26, 2006
 4-game series in San Diego..... April 15-18, 1982
 4-game series in Los Angeles..... June 20-23, 1983
 Doubleheader in San Diego..... September 29, 1983
 Doubleheader in Los Angeles..... June 17, 1988

LAST TIME THE DODGERS SWEEPED A...

3-game series in San Diego..... May 14-16, 2010
 3-game series in Los Angeles..... April 13-15, 2012
 4-game series in San Diego..... June 28-July 1, 2001
 4-game series in Los Angeles..... April 30-May 3, 2009
 Doubleheader in San Diego..... Never
 Doubleheader in Los Angeles..... June 19, 1988

LONGEST WINNING STREAK VS. DODGERS

10 games..... Sept. 22, 1996-June 28, 1997

LONGEST LOSING STREAK VS. DODGERS

16 games..... Sept. 9, 1973-Sept. 20, 1974

OPPONENTS



MIAMI MARLINS

STADIUM: Marlins Ballpark (2012)
CAPACITY: 37,442
ADDRESS: 501 Marlins Way
 Miami, FL 33125
TELEPHONE: (305) 480-1300
OWNER/CEO: Jeffrey H. Loria
PRESIDENT: David Samson
GENERAL MGR: Michael Hill
MANAGER: Mike Redmond (1st Season)
PR CONTACT: Matt Roebuck
2012 FINISH: 69-93 (.426)
 5th Place, NL East

PADRES-MARLINS ALL-TIME SERIES RESULTS

ALL-TIME RECORD.....78-73
 IN SAN DIEGO.....34-36
 IN MIAMI.....44-37
 LAST SEASON vs. MARLINS.....1-5
 BEST SEASON vs.....7-0 (2011)
 BEST IN SAN DIEGO.....4-0 (2011)
 BEST IN MIAMI.....3-0 (2011)
 WORST SEASON vs.....1-5 (4 times, last: 2012)
 WORST IN SAN DIEGO.....0-3 (2 times, last 2012)
 WORST IN MIAMI.....0-3 (3 times, last 2003)

LAST TIME THE PADRES SWEEPED A...

3-game series in San Diego..... May 13-15, 2005
 3-game series in Miami..... July 19-21, 2011
 4-game series in San Diego..... August 18-21, 2011
 4-game series in Miami..... Never
 Doubleheader in San Diego..... Never
 Doubleheader in Miami..... Never

LAST TIME THE MARLINS SWEEPED A...

3-game series in San Diego..... May 4-May 6, 2012
 3-game series in Miami..... August 15-17, 2003
 4-game series in San Diego..... Never
 4-game series in Miami..... Never
 Doubleheader in San Diego..... Never
 Doubleheader in Miami..... Never

LONGEST WINNING STREAK VS. MARLINS

8 games..... August 1, 2010-August 21, 2011

LONGEST LOSING STREAK VS. MARLINS

7 games..... April 9, 1994-July 4, 1995



MILWAUKEE BREWERS

STADIUM: Miller Park (2001)
CAPACITY: 41,900
ADDRESS: One Brewers Way
 Milwaukee, WI 53214
TELEPHONE: (414) 902-4400
CHAIRMAN: Mark Attanasio
COO: Rick Schlesinger
GENERAL MGR: Doug Melvin
MANAGER: Ron Roenicke (3rd Season)
PR CONTACT: Mike Vassallo
2012 FINISH: 83-79 (.512)
 3rd Place, NL Central

PADRES-BREWERS ALL-TIME SERIES RESULTS

ALL-TIME RECORD.....58-47
 IN SAN DIEGO.....32-17
 IN MILWAUKEE.....26-30
 LAST SEASON vs. BREWERS.....4-5
 BEST SEASON vs.....5-1 (2001)
 BEST IN SAN DIEGO.....3-0 (2007)
 BEST IN MILWAUKEE.....4-2 (1998)
 WORST SEASON vs.....1-5 (2002, 2003)
 WORST IN SAN DIEGO.....0-3 (2002)
 WORST IN MILWAUKEE.....0-3 (2003)

LAST TIME THE PADRES SWEEPED A...

3-game series in San Diego..... May 25-27, 2007
 3-game series in Milwaukee..... Never
 4-game series in San Diego..... Never
 4-game series in Milwaukee..... Never
 Doubleheader in San Diego..... Never
 Doubleheader in Milwaukee..... Never

LAST TIME THE BREWERS SWEEPED A...

3-game series in San Diego..... May 31-June 2, 2002
 3-game series in Milwaukee..... May 19-21, 2003
 4-game series in San Diego..... Never
 4-game series in Milwaukee..... Never
 Doubleheader in San Diego..... Never
 Doubleheader in Milwaukee..... Never

LONGEST WINNING STREAK VS. BREWERS

7 games..... August 27, 2000-July 22, 2001

LONGEST LOSING STREAK VS. BREWERS

7 games..... May 31, 2002-May 27, 2003



OPPONENTS



NEW YORK METS

STADIUM: Citi Field (2009)
CAPACITY: 41,922
ADDRESS: 126th St.
 Flushing, NY 11368
TELEPHONE: (718) 507-6387
CHAIRMAN/CEO: Fred Wilpon
PRESIDENT: Saul Katz
GENERAL MGR: Sandy Alderson
MANAGER: Terry Collins (3rd Season)
PR CONTACT: Jay Horwitz
2012 FINISH: 74-88 (.457)
 4th Place, NL East

PADRES-METS ALL-TIME SERIES RESULTS

ALL-TIME RECORD 228-222
 IN SAN DIEGO 122-102
 IN NEW YORK 104-119
 IN MONTEREY, MEXICO 2-1
 LAST SEASON vs. METS 3-4
 BEST SEASON vs. 11-1 (1980)
 BEST IN SAN DIEGO 6-0 (1980)
 BEST IN NEW YORK 4-0 (2004)
 WORST SEASON vs. 1-11 (1969)
 WORST IN SAN DIEGO 0-6 (1969)
 WORST IN NEW YORK 0-6 (1973)

LAST TIME THE PADRES SWEEPED A...

3-game series in San Diego August 14-16, 2001
 3-game series in New York August 13-15, 2002
 4-game series in San Diego June 5-8, 2008
 4-game series in New York August 23-26, 2004
 Doubleheader in San Diego May 14, 1998
 Doubleheader in New York August 23, 1985

LAST TIME THE METS SWEEPED A...

3-game series in San Diego Aug. 31-Sept. 2, 1987
 3-game series in New York August 8-10, 2006
 4-game series in San Diego May 16-19, 1988
 4-game series in New York August 16-17, 1969
 Doubleheader in San Diego May 29, 1971
 Doubleheader in New York September 7, 1986

LONGEST WINNING STREAK VS. METS

9 games June 16, 1980-May 1, 1981

LONGEST LOSING STREAK VS. METS

11 games May 28-August 27, 1969



PHILADELPHIA PHILLIES

STADIUM: Citizens Bank Park (2004)
CAPACITY: 43,651
ADDRESS: One Citizens Bank Way
 Philadelphia, PA 19148
TELEPHONE: (215) 463-6000
PRESIDENT/CEO: David Montgomery
SR VP/GM: Ruben Amaro, Jr.
MANAGER: Charlie Manuel (9th Season)
PR CONTACT: Greg Casterioto
2012 FINISH: 81-81 (.500)
 3rd Place, NL East

PADRES-PHILLIES ALL-TIME SERIES RESULTS

ALL-TIME RECORD 199-246
 IN SAN DIEGO 103-119
 IN PHILADELPHIA 96-127
 LAST SEASON vs. PHILLIES 3-4
 BEST SEASON vs. 8-1 (1998)
 BEST IN SAN DIEGO 6-0 (1989)
 BEST IN PHILADELPHIA 3-0 (1998)
 WORST SEASON vs. 0-6 (2005)
 WORST IN SAN DIEGO 0-6 (1970)
 WORST IN PHILADELPHIA 1-5 (6 times, last 1991)

LAST TIME THE PADRES SWEEPED A...

3-game series in San Diego July 31-Aug. 2, 2000
 3-game series in Philadelphia Aug. 25-27, 1998
 4-game series in San Diego July 9-12, 1992
 4-game series in Philadelphia Never
 Doubleheader in San Diego June 13, 1976
 Doubleheader in Philadelphia Never

LAST TIME THE PHILLIES SWEEPED A...

3-game series in San Diego August 27-29, 2010
 3-game series in Philadelphia July 22-24, 2005
 4-game series in San Diego April 21-24, 2011
 4-game series in Philadelphia August 25-27, 1997
 Doubleheader in San Diego May 27, 1973
 Doubleheader in Philadelphia August 25, 1997

LONGEST WINNING STREAK VS. PHILLIES

6 games twice, last: July 9-July 21, 1992

LONGEST LOSING STREAK VS. PHILLIES

11 games May 23, 2004-July 4, 2006

OPPONENTS



PITTSBURGH PIRATES

STADIUM: PNC Park (2001)
CAPACITY: 38,362
ADDRESS: 115 Federal Street
 Pittsburgh, PA 15212
 (412) 323-5000
TELEPHONE:
CHAIRMAN: Bob Nutting
PRESIDENT: Frank Coonelly
SR VP/GM: Neal Huntington
MANAGER: Clint Hurdle (3rd Season)
PR CONTACT: Jim Trdinich
2012 FINISH: 79-83 (.488)
 4th Place, NL Central

PADRES-PIRATES ALL-TIME SERIES RESULTS

ALL-TIME RECORD.....205-238
 IN SAN DIEGO.....102-117
 IN PITTSBURGH.....103-121
 LAST SEASON vs. PIRATES.....5-1
 BEST SEASON vs.....6-0 (2010)
 BEST IN SAN DIEGO.....4-0 (2007)
 BEST IN PITTSBURGH.....6-1 (1996)
 WORST SEASON vs.....2-10 (4 times, last 1990)
 WORST IN SAN DIEGO.....0-6 (4 times, last 1993)
 WORST IN PITTSBURGH.....0-6 (1971)

LAST TIME THE PADRES SWEEP A...

3-game series in San Diego.....August 20-22, 2012
 3-game series in Pittsburgh.....August 5-7, 2011
 4-game series in San Diego.....September 17-20, 2007
 4-game series in Pittsburgh.....August 8-11, 1996
 Doubleheader in San Diego.....July 25, 1971
 Doubleheader in Pittsburgh.....May 19, 2004

LAST TIME THE PIRATES SWEEP A...

3-game series in San Diego.....April 29-May 1, 2003
 3-game series in Pittsburgh.....April 12-14, 1994
 4-game series in San Diego.....April 12-15, 1993
 4-game series in Pittsburgh.....July 20-22, 1973
 Doubleheader in San Diego.....August 25, 1974
 Doubleheader in Pittsburgh.....August 21, 1981

LONGEST WINNING STREAK VS. PIRATES

9 games.....September 19, 2009-August 12, 2010

LONGEST LOSING STREAK VS. PIRATES

10 games.....August 29, 1992-August 22, 1993



ST. LOUIS CARDINALS

STADIUM: Busch Stadium (2006)
CAPACITY: 43,975
ADDRESS: 700 Clark Street
 St. Louis, MO 63102
 (314) 345-9600
TELEPHONE:
CHAIRMAN/CEO: William DeWitt Jr.
PRESIDENT: Bill DeWitt III
SR. VP/GM: John Mozeliak
MANAGER: Mike Matheny (2nd Season)
PR CONTACT: Brian Bartow
2012 FINISH: 88-74 (.543)
 2nd Place, NL Central

PADRES-CARDINALS ALL-TIME SERIES RESULTS

ALL-TIME RECORD.....181-262
 IN SAN DIEGO.....106-112
 IN ST. LOUIS.....74-148
 IN HONOLULU, HAWAII.....1-2
 LAST SEASON vs. CARDINALS.....3-3
 BEST SEASON vs.....9-3 (1978, 1991)
 BEST IN SAN DIEGO.....6-0 (4 times, last 1995)
 BEST IN ST. LOUIS.....5-1 (1991)
 WORST SEASON vs.....0-9 (2000)
 WORST IN SAN DIEGO.....0-6 (2000)
 WORST IN ST. LOUIS.....0-4 (2008)

LAST TIME THE PADRES SWEEP A...

3-game series in San Diego.....Sept. 10-12, 2012
 3-game series in St. Louis.....May 23-25, 1980
 4-game series in San Diego.....Never
 4-game series in St. Louis.....Never
 Doubleheader in San Diego.....August 11, 1995
 Doubleheader in St. Louis.....Never

LAST TIME THE CARDINALS SWEEP A...

3-game series in San Diego.....September 3-5, 2001
 3-game series in St. Louis.....May 21-23, 2012
 4-game series in San Diego.....July 20-23, 1989
 4-game series in St. Louis.....July 17-20, 2008
 Doubleheader in San Diego.....Never
 Doubleheader in St. Louis.....September 29, 1999
 Doubleheader in Honolulu, Hawaii.....April 19, 1997

LONGEST WINNING STREAK VS. CARDINALS

9 games.....June 22, 1991-May 1, 1992

LONGEST LOSING STREAK VS. CARDINALS

11 games.....Sept. 29, 1999-Sept. 28, 2000



SAN FRANCISCO GIANTS

STADIUM: AT&T Park (2000)
CAPACITY: 41,906
ADDRESS: 24 Willie Mays Plaza
 San Francisco, CA 94107
TELEPHONE: (415) 972-2000
PRESIDENT/CEO: Laurence M. Baer
GENERAL MGR: Brian Sabean
MANAGER: Bruce Bochy (7th Season)
PR CONTACT: Jim Moorehead
2012 FINISH: 94-68 (.580)
 1st Place, NL West

PADRES-GIANTS ALL-TIME SERIES RESULTS

ALL-TIME RECORD 344-394
 IN SAN DIEGO 182-189
 IN SAN FRANCISCO 162-205
 LAST SEASON vs. GIANTS 6-12
 BEST SEASON vs. 11-2 (1996)
 BEST IN SAN DIEGO 8-1 (1985, 2007)
 BEST IN SAN FRANCISCO 6-1 (1996)
 WORST SEASON vs. 3-10 (1993)
 WORST IN SAN DIEGO 2-7 (6 times, last 2008)
 WORST IN SAN FRANCISCO 1-8 (1971, 2002)

LAST TIME THE PADRES SWEEPED A...

3-game series in San Diego April 19-21, 2010
 3-game series in San Francisco May 11-13, 2010
 4-game series in San Diego July 4-7, 1996
 4-game series in San Francisco June 27-30, 1996
 Doubleheader in San Diego October 3, 1981
 Doubleheader in San Francisco Sept. 24, 1984

LAST TIME THE GIANTS SWEEPED A...

3-game series in San Diego March 31-April 2, 2003
 3-game series in San Francisco Sept. 12-14, 2011
 4-game series in San Diego August 14-17, 2006
 4-game series in San Francisco Sept. 24-27, 1993
 Doubleheader in San Diego Never
 Doubleheader in San Francisco June 16, 1985

LONGEST WINNING STREAK VS. GIANTS

10 games May 1-September 16, 1996

LONGEST LOSING STREAK VS. GIANTS

8 games June 21, 1987-April 9, 1988



WASHINGTON NATIONALS

STADIUM: Nationals Park (2008)
CAPACITY: 41,506
ADDRESS: 1500 South Capitol St., S.E.
 Washington, DC 20003
TELEPHONE: (202) 640-7000
COO: Andrew Feffer
EVP/GM: Mike Rizzo
MANAGER: Davey Johnson (3rd Season)
PR CONTACT: John Dever
2012 FINISH: 98-64 (.605)
 1st Place, NL East

PADRES-NATIONALS ALL-TIME SERIES RESULTS

ALL-TIME RECORD 210-229
 IN SAN DIEGO 110-112
 IN MON/WSH 110-117
 LAST SEASON vs. NATIONALS 2-3
 BEST SEASON vs. 6-1 (2004)
 BEST IN SAN DIEGO 6-0 (1988)
 BEST IN MON/WSH 3-0 (2005, '06, '08)
 WORST SEASON vs. 0-12 (1994)
 WORST IN SAN DIEGO 0-6 (1994)
 WORST IN MON/WSH 0-6 (4 times, last 1994)

LAST TIME THE PADRES SWEEPED A...

3-game series in San Diego August 31-Sept. 2, 2009
 3-game series in MON/WSH Sept. 19-21, 2008
 4-game series in San Diego April 26-29, 2004
 4-game series in MON/WSH Never
 Doubleheader in San Diego June 14, 1978
 Doubleheader in MON/WSH Never

LAST TIME THE NATIONALS SWEEPED A...

3-game series in San Diego May 10-12, 1991
 3-game series in MON/WSH May 6-8, 2003
 4-game series in San Diego July 7-10, 1994
 4-game series in MON/WSH July 8-11, 1993
 Doubleheader in San Diego July 14, 1974
 Doubleheader in MON/WSH June 7, 1978

LONGEST WINNING STREAK VS. NATIONALS

5 games 4x, last: May 29, 2008-July 24, 2009

LONGEST LOSING STREAK VS. NATIONALS

15 games July 25, 1993-May 24, 1995

OPPONENTS



BALTIMORE ORIOLES

STADIUM: Oriole Park at Camden Yards (1992)
CAPACITY: 45,971
ADDRESS: Oriole Park at Camden Yards
 333 W. Camden Street
TELEPHONE: (888) 848-2473
CHAIRMAN/CEO: Peter G. Angelos
PRESIDENT: John P. Agelos
EVP/BASEBALL OPS: Dan Duquette
MANAGER: Buck Showalter (4th Season)
PR CONTACT: Monica Barlow
2012 FINISH: 93-69 (.574)
 2nd Place, AL East

PADRES-ORIOLES ALL-TIME SERIES RESULTS

ALL-TIME RECORD.....4-5
 IN SAN DIEGO.....3-3
 IN BALTIMORE.....1-2
 BEST SEASON vs.....2-1 (2010)
 BEST IN SAN DIEGO.....2-1 (2010)
 BEST IN BALTIMORE.....1-2 (2002)
 WORST SEASON vs.....1-2 (2 times, last 2007)
 WORST IN SAN DIEGO.....1-2 (2007)
 WORST IN BALTIMORE.....1-2 (2002)

LAST TIME THE PADRES SWEEPED A...

3-game series in San Diego..... Never
 3-game series in Baltimore..... Never
 4-game series in San Diego..... Never
 4-game series in Baltimore..... Never
 Doubleheader in San Diego..... Never
 Doubleheader in Baltimore..... Never

LAST TIME THE ORIOLES SWEEPED A...

3-game series in San Diego..... Never
 3-game series in Baltimore..... Never
 4-game series in San Diego..... Never
 4-game series in Baltimore..... Never
 Doubleheader in San Diego..... Never
 Doubleheader in Baltimore..... Never

LONGEST WINNING STREAK VS. ORIOLES

2 games..... June 12, 2002-June 19, 2007

LONGEST LOSING STREAK VS. ORIOLES

2 games.....2x, last: June 20-21, 2007



BOSTON RED SOX

STADIUM: Fenway Park (1912)
CAPACITY: 37,067 (D) / 37,495 (N)
ADDRESS: 4 Yawkey Way
 Boston, MA 02215-3496
TELEPHONE: (617) 226-6000
PRESIDENT/CEO: Larry Lucchino
GENERAL MGR: Ben Cherington
MANAGER: John Farrell (1st Season)
PR CONTACT: Pam Ganley
2012 FINISH: 69-93 (.426)
 5th Place, AL East

PADRES-RED SOX ALL-TIME SERIES RESULTS

ALL-TIME RECORD.....5-7
 IN SAN DIEGO.....2-4
 IN BOSTON.....3-3
 BEST SEASON vs.....2-1 (2011)
 BEST IN SAN DIEGO.....1-2 (2002, 2007)
 BEST IN BOSTON.....2-1 (2011)
 WORST SEASON vs.....1-2 (3x, last, 2007)
 WORST IN SAN DIEGO.....1-2 (2x, last, 2004)
 WORST IN BOSTON.....1-2 (2004)

LAST TIME THE PADRES SWEEPED A...

3-game series in San Diego..... Never
 3-game series in Boston..... Never
 4-game series in San Diego..... Never
 4-game series in Boston..... Never
 Doubleheader in San Diego..... Never
 Doubleheader in Boston..... Never

LAST TIME THE RED SOX SWEEPED A...

3-game series in San Diego..... Never
 3-game series in Boston..... Never
 4-game series in San Diego..... Never
 4-game series in Boston..... Never
 Doubleheader in San Diego..... Never
 Doubleheader in Boston..... Never

LONGEST WINNING STREAK VS. RED SOX

2 games..... June 21-22, 2011

LONGEST LOSING STREAK VS. RED SOX

2 games.....3x, last, June 24, 2007-June 20, 2011

NEW YORK YANKEES



STADIUM: Yankee Stadium (2009)
CAPACITY: 50,291
ADDRESS: One East 161st Street
 Bronx, NY 10451
 (718) 293-4300
TELEPHONE:
MANAGING GENERAL PARTNER: Hal Steinbrenner
PRESIDENT: Randy Levine
SVP/GENERAL MGR: Brian Cashman
MANAGER: Joe Girardi (6th Season)
PR CONTACT: Jason Zillo
2012 FINISH: 95-67 (.586)
 1st Place, AL East

PADRES-YANKEES ALL-TIME SERIES RESULTS

ALL-TIME RECORD.....2-7
 IN SAN DIEGO.....1-2
 IN NEW YORK.....1-5
 BEST SEASON vs.....1-2 (2x, last 2004)
 BEST IN SAN DIEGO.....1-2 (2002)
 BEST IN NEW YORK.....1-2 (2004)
 WORST SEASON vs.....0-3 (2008)
 WORST IN SAN DIEGO.....1-2 (2002)
 WORST IN NEW YORK.....0-3 (2008)

LAST TIME THE PADRES SWEEPED A...

3-game series in San Diego..... Never
 3-game series in New York..... Never
 4-game series in San Diego..... Never
 4-game series in New York..... Never
 Doubleheader in San Diego..... Never
 Doubleheader in New York..... Never

LAST TIME THE YANKEES SWEEPED A...

3-game series in San Diego..... Never
 3-game series in New York..... June 17-19, 2008
 4-game series in San Diego..... Never
 4-game series in New York..... Never
 Doubleheader in San Diego..... Never
 Doubleheader in New York..... Never

LONGEST WINNING STREAK VS. YANKEES

1 game..... 2x, last: June 11, 2004

LONGEST LOSING STREAK VS. YANKEES

5 games..... June 12, 2004-present



SEATTLE MARINERS

STADIUM: Safeco Field (1999)
CAPACITY: 47,476
ADDRESS: 1250 1st Ave. S.
 Seattle, WA 98134
 (206) 346-4000
TELEPHONE:
CHAIRMAN/CEO: Howard Lincoln
PRESIDENT/COO: Chuck Armstrong
GENERAL MGR: Jack Zduriencik
MANAGER: Eric Wedge (3rd Season)
PR CONTACT: Tim Hevly
2012 FINISH: 75-87 (.463)
 4th Place, AL West

PADRES-MARINERS ALL-TIME SERIES RESULTS

ALL-TIME RECORD.....41-45
 IN SAN DIEGO.....20-23
 IN SEATTLE.....21-22
 LAST SEASON vs. MARINERS.....5-1
 BEST SEASON vs.....5-1 (2012)
 BEST IN SAN DIEGO.....2-0 (1997)
 BEST IN SEATTLE.....3-0 (2012)
 WORST SEASON vs.....1-5 (3x, last 2011)
 WORST IN SAN DIEGO.....0-3 (2007, '08, '11)
 WORST IN SEATTLE.....0-3 (2006)

LAST TIME THE PADRES SWEEPED A...

3-game series in San Diego..... Never
 3-game series in Seattle..... June 12-14, 2012
 4-game series in San Diego..... Never
 4-game series in Seattle..... Never
 Doubleheader in San Diego..... Never
 Doubleheader in Seattle..... Never

LAST TIME THE MARINERS SWEEPED A...

3-game series in San Diego..... May 20-22, 2011
 3-game series in Seattle..... May 19-21, 2006
 4-game series in San Diego..... Never
 4-game series in Seattle..... Never
 Doubleheader in San Diego..... Never
 Doubleheader in Seattle..... Never

LONGEST WINNING STREAK VS. MARINERS

4 games..... 2x, last: June 12-22, 2012

LONGEST LOSING STREAK VS. MARINERS

7 games..... May 17, 2008-June 17, 2009

OPPONENTS



TAMPA BAY RAYS

STADIUM: Tropicana Field (1998)
CAPACITY: 34,078
ADDRESS: One Tropicana Drive
 St. Petersburg, FL 33,705
TELEPHONE: (727) 825-3137
OWNER: Stuart Sternberg
PRESIDENT: Matthew Silverman
EVP/BASEBALL OPS: Andrew Friedman
MANAGER: Joe Maddon (8th Season)
PR CONTACT: Dave Haller
2012 FINISH: 90-72 (.556)
 3rd Place, AL East

PADRES-RAYS ALL-TIME SERIES RESULTS

ALL-TIME RECORD.....6-6
 IN SAN DIEGO.....0-3
 IN TAMPA BAY.....6-3
 BEST SEASON vs.....2-1 (3x, last, 2010)
 BEST IN SAN DIEGO.....0-3 (2004)
 BEST IN TAMPA BAY.....2-1 (3x, last, 2010)
 WORST SEASON vs.....0-3 (2004)
 WORST IN SAN DIEGO.....0-3 (2004)
 WORST IN TAMPA BAY.....2-1 (3x, last 2010)

LAST TIME THE PADRES SWEPT A...

3-game series in San Diego..... Never
 3-game series in Tampa Bay..... Never
 4-game series in San Diego..... Never
 4-game series in Tampa Bay..... Never
 Doubleheader in San Diego..... Never
 Doubleheader in Tampa Bay..... Never

LAST TIME THE RAYS SWEPT A...

3-game series in San Diego..... June 15-17, 2004
 3-game series in Tampa Bay..... Never
 4-game series in San Diego..... Never
 4-game series in Tampa Bay..... Never
 Doubleheader in San Diego..... Never
 Doubleheader in Tampa Bay..... Never

LONGEST WINNING STREAK VS. RAYS

4 games..... June 13, 2007-June 23, 2010

LONGEST LOSING STREAK VS. RAYS

4 games..... June 15, 2004-June 12, 2007



TORONTO BLUE JAYS

STADIUM: Rogers Centre (1989)
CAPACITY: 49,278
ADDRESS: 1 Blue Jays Way
 Suite 3200, Gate 9
 Toronto, ON, M5V 1J1
TELEPHONE: (416) 341-1000
CEO/PRESIDENT: Paul Beeston
GENERAL MGR: Alex Anthopoulos
MANAGER: John Gibbons
PR CONTACT: Jay Stenhouse
2012 FINISH: 73-89 (.451)
 4th Place, AL East

PADRES-BLUE JAYS ALL-TIME SERIES RESULTS

ALL-TIME RECORD.....2-4
 IN SAN DIEGO.....2-4
 IN TORONTO.....0-0
 BEST SEASON vs.....1-2 (2x, last, 2010)
 BEST IN SAN DIEGO.....1-2 (2x, last, 2010)
 BEST IN TORONTO.....0-0
 WORST SEASON vs.....1-2 (2x, last, 2010)
 WORST IN SAN DIEGO.....1-2 (2x, last, 2010)
 WORST IN TORONTO.....0-0

LAST TIME THE PADRES SWEPT A...

3-game series in San Diego..... Never
 3-game series in Toronto..... Never
 4-game series in San Diego..... Never
 4-game series in Toronto..... Never
 Doubleheader in San Diego..... Never
 Doubleheader in Toronto..... Never

LAST TIME THE BLUE JAYS SWEPT A...

3-game series in San Diego..... Never
 3-game series in Toronto..... Never
 4-game series in San Diego..... Never
 4-game series in Toronto..... Never
 Doubleheader in San Diego..... Never
 Doubleheader in Toronto..... Never

LONGEST WINNING STREAK VS BLUE JAYS

1 game..... 2x, last: June 15, 2010

LONGEST LOSING STREAK VS. BLUE JAYS

2 games..... June 20, 2004-June 14, 2010



**SCOUTING &
PLAYER DEVELOPMENT**

SCOUTING & PLAYER DEVELOPMENT STAFF

Vice President, Assistant General Manager of Player Personnel.....	Chad MacDonald
Vice President, Player Development/International Scouting	Randy Smith
Director, Scouting	Billy Gasparino
Manager, Player Development/International Operations	Juan Lara
Manager, Minor Leagues.....	Warren Miller
Administrator, Dominican Republic Operations	Cesar Rizik
Minor League Equipment Manager	Zach Nelson
Field Coordinator.....	Randy Johnson
Pitching Coordinator.....	Mike Cather
Hitting Coordinator.....	Sean Berry
Outfield and Baserunning Coordinator	Glen Barker
Infield Coordinator.....	Gary Jones
Coordinator, Latin American Instruction.....	Evaristo Lantigua
Medical Coordinator	JoJo Tarantino
Strength and Conditioning Coordinator	Jordan Wolf
Rehab Coordinator	Ryan Bitzel
Assistant, Scouting	Eddie Ciafardini



BILLY GASPARINO DIRECTOR, SCOUTING

- ◆ Billy Gasparino was named the Padres director of scouting on September 1, 2012.
- ◆ First joined the Padres as national crosschecker in the fall of 2010 after serving in the same capacity with the Toronto Blue Jays since 2007.
- ◆ Originally joined the Blue Jays as an area scout covering Southern California from 2004-06.
- ◆ Prior to his time with Toronto, he interned with the Cleveland Indians in 2003.
- ◆ An infielder during his playing career, Gasparino was selected by the Colorado Rockies in the 17th round of the 1999 First-Year Player Draft out of Oklahoma State University.
- ◆ He spent one season in the Rockies minor league system, playing for Single-A Portland.

◆ A native of Tampa, FL, he and his wife, Jenna, have one son, Will.



JUAN LARA MANAGER, PLAYER DEVELOPMENT & INTERNATIONAL OPERATIONS

- ◆ Juan Lara was promoted to manager of player development & international operations after the 2010 season after serving as coordinator of Latin American operations from 2006-09 and as the club's assistant to player development and international operations from 2005-06...joined the Padres organization in December of 2002 as the assistant to the director of player development.
- ◆ Is currently responsible for the Padres Latin American operations and English and cultural assimilation programs, while also assisting with all of the club's player development department

and international scouting.

◆ Began his career in baseball in 1998 at the Office of the Commissioner of Major League Baseball, serving as the coordinator of minor league player records in the baseball operations department, a role he held through the 2002 season, approving all minor league player contracts and transactions while also overseeing the minor league free agent process, the minor league reserve list submission by the clubs and assisting in the running of the Rule 5 Draft...also interpreted Major League rules for clubs concerning minor league contracts and transactions.

◆ Born and raised in Great Neck, NY, he graduated from Georgetown University in 1993 with a Bachelor's degree in Business Administration.

◆ He and his wife, Estela, have two sons, Pedro and Antonio, and a daughter, Sabrina, and reside in Surprise, AZ.

SCOUTING & PLAYER DEVELOPMENT



WARREN MILLER MANAGER, MINOR LEAGUES

- ◆ Warren Miller enters his seventh season with the Padres since joining the club in February of 2007.
- ◆ Spent parts of the past six seasons as the club's director of media relations.
- ◆ Prior to joining the Padres, Miller served as assistant director of baseball information with the Seattle Mariners.
- ◆ His experience includes seven seasons with the Houston Astros, the last five as director of media relations...he has also worked in media relations and sports information for Texas Tech University, the University of Arkansas at Little Rock, Duke University and West Georgia College.
- ◆ The Dixon, KY native received a bachelor of science in communications from the University

of Tennessee, Martin...he resides in San Diego.



ZACH NELSON MINOR LEAGUE EQUIPMENT MANAGER

- ◆ Zach Nelson enters his fifth season with the Padres since joining the club in May of 2009.
- ◆ Prior to joining San Diego, had spent the previous six seasons as the visiting clubhouse assistant for the Colorado Rockies.
- ◆ Began his work in baseball when he was a child as a bat boy for the Triple-A Denver Zephyrs.
- ◆ Attended Regis University and Metro State College in Denver...graduated from Arvada West High School in Arvada, CO in 2000.
- ◆ Born December 29, 1981 in Denver, CO, Nelson had spent his entire life in Colorado until relocating to Peoria, AZ when he joined the Padres.



RANDY JOHNSON FIELD COORDINATOR

- ◆ Randy Johnson enters his fourth year as field coordinator in his third stint with the San Diego organization...before returning to the Padres in 2010, had spent the previous 14 years with the Oakland Athletics (2003-2009) and Detroit Tigers (1996-2002) organizations.
- ◆ With the A's and Tigers, was heavily involved in evaluating talent at all levels, serving as special assistant to the general manager with both clubs and also as coordinator of professional scouting with the Tigers.
- ◆ Began his scouting career with the Padres as an area scout from 1990-92 and went on to serve as an area scout and regional cross checker for the Rockies from 1992-93 before returning to the Padres as a Major League scout from 1994-95.

◆ As part of an 11-year playing career in professional baseball, compiled a .267 career batting average over three Major League seasons with the Atlanta Braves (1982-84). Also played two seasons in Japan with Hiroshima and another season in the Senior Professional League before officially retiring in 1991.

◆ Attended Palomar Junior College (CA) before transferring to San Jose State where he earned baseball all-league, all-district and Academic All-America honors in 1978...was also an all-state junior college placekicker for the Palomar football team in 1975 and kicked for San Jose State from 1976-77.

◆ Johnson resides in Valley Center, CA. with his wife, Heather, and stepson, Taylor.



MIKE CATHER PITCHING COORDINATOR

◆ Mike Cather enters his second season with the Padres organization after joining the organization in 2012...before joining San Diego, he spent the previous six seasons with the Boston Red Sox organization (2006-11), serving most recently as a Major League Advance Scout for the Red Sox.

◆ Also served as pitching coach for Single-A Wilmington (2006) and Double-A Portland (2007-09) while with Boston before being appointed to Major League Advance Scout in January of 2010.

◆ Originally selected by the Texas Rangers in the 41st round of the 1993 First-Year Player Draft out of the University of California, Berkeley, he pitched professionally for the Rangers (1993-95), Atlanta Braves (1996-99), Florida Marlins (2000) and St. Louis Cardinals (2001).

◆ The right-hander pitched in three Major League seasons for the Braves from 1997-99, compiling a 5-6 record and a 3.42 ERA (31 ER/81.2 IP) in 75 games over his Big League career.

◆ A native of San Diego, CA, he was born December 17, 1970 and attended Folsom High School...he and his wife, Kristine, have three children: Lauren, Avery and Colby.



SEAN BERRY HITTING COORDINATOR

- ◆ Sean Berry returns for his third season with the Padres...joined the organization in 2011 after serving as the Houston Astros hitting coach from 2006-10.
- ◆ Named hitting coach for the Astros on an interim basis in July of 2006 and appointed to the role of full-time following that season, serving through the 2010 season.
- ◆ Began his coaching career in 2003 with Double-A Round Rock in the Astros organization, where he spent two seasons...also served as Houston's hitting coordinator from 2005-06.
- ◆ Selected by the Kansas City Royals in the first round of the 1986 First-Year Player Draft, he hit .272 (657-for-2413) with 81 home runs, 369 RBI and 310 runs scored in 860 games over 11

Major League seasons with the Royals (1990-91), Montreal Expos (1992-95), Astros (1996-98), Milwaukee Brewers (1999-2000) and Boston Red Sox (2000).

◆ Born March 22, 1966 in Santa Monica, Calif., Berry resides in Paso Robles, Calif. with his wife, Linda, son Tanner and daughter Madeline.



GARY JONES INFIELD COORDINATOR

- ◆ Gary Jones enters his 11th season with the Padres organization and seventh as the roving minor league infield coordinator.
- ◆ Was the 2010 recipient of the Jack Krol Award, given annually to acknowledge excellence in player development in the Padres system...also won the award in 2003 and 2004.
- ◆ Served as a minor league manager for 15 seasons, compiling a 1,039-972 (.517) record that produced four championships.
- ◆ Managed San Diego's Double-A Mobile affiliate from 2004-06, leading the BayBears to a 73-67 record and a share of the Southern League championship in 2004...joined the Padres

organization in 2003 as manager of Single-A Fort Wayne.

◆ Came to San Diego after four years in the Boston Red Sox organization as a minor league manager and field coordinator...managed the Red Sox Triple-A affiliate in Pawtucket from 1999-2001, guiding the club to a 218-211 mark and establishing a franchise-record with 82 wins in 2000...named minor league field coordinator in December 2001.

◆ Served as Oakland's first base coach in 1998 following eight seasons as a manager in the A's minor league system.

◆ In 1996 and 1997, led Triple-A Edmonton to consecutive Pacific Coast League championships and was chosen as the league's Manager of the Year in both seasons...also named 1996 Triple-A Manager of the Year and 1997 Minor League Manager of the Year by Baseball America...has garnered four Manager of the Year Awards total, also with Single-A Madison in 1991 and Double-A Huntsville in 1994.

◆ Originally signed by the Chicago Cubs as a non-drafted free agent in 1982...appeared in 897 minor league games, hitting .283 with 23 homers, 287 RBI and 225 steals.

◆ Born November 11, 1960, Jones and his wife, Malinda, have two daughters, Tiffany and Taryn, and reside in Henderson, TX.



GLEN BARKER OUTFIELD & BASERUNNING COORDINATOR

- ◆ Glen Barker returns for his third season with the Padres organization...prior to joining the Padres, he served as the director of Pacific Rim scouting in the Houston Astros organization.
- ◆ Named Director of Pacific Rim Scouting with the Astros in 2007 and oversaw all of the franchise's scouting efforts in the Pacific Rim region, including Korea, Japan, China, Taiwan and Australia...also served as a professional scout for Houston for four seasons.
- ◆ Originally drafted by the Detroit Tigers in the 11th round of the 1993 First-Year Player Draft, Barker hit .232 (38-for-164) with three home runs, 18 RBI, 53 runs scored and 30 stolen bases over parts of three Major League seasons with the Astros (1999-2001)...is one of only two Major

Leaguers in history to score more than 50 runs with less 40 hits (also, Matt Alexander).

◆ A native of Albany, NY, Barker is a graduate of the College of St. Rose in New York with a degree in chemistry/mathematics.

◆ Born May 10, 1971, Barker resides in Cherry Hill, N.J. and has one son, Kai.



JORDAN WOLF

STRENGTH & CONDITIONING COORDINATOR

- ◆ Jordan Wolf joins the Padres as the organization's Strength and Conditioning Coordinator in 2013.
- ◆ Previously served as a minor league strength and conditioning coach with the Arizona Diamondbacks from 2009-12.
- ◆ A graduate of Arizona State University with a degree in Kinesiology, he is also a registered strength and conditioning coach (RSCC) and licensed massage therapist (LMT).
- ◆ A native of Chandler, Ari., he now resides in Glendale, Ari.



JOJO TARANTINO

MEDICAL COORDINATOR

- ◆ JoJo Tarantino enters his 10th year in the Padres organization, his third as the medical coordinator after being promoted to the post following the 2010 season.
- ◆ Spent 2009-10 as the athletic trainer for Double-A San Antonio...also spent three seasons as Single-A Fort Wayne's athletic trainer from 2006-08.
- ◆ Began his professional career as an athletic trainer for San Diego's Single-A Eugene club in 2004 and remained in that capacity through 2005...also interned for Padres head athletic trainer Todd Hutcheson in 2003.
- ◆ Was a Padres bat boy from 1995-2000 before working as a clubhouse assistant for two

seasons (2001-02).

- ◆ Graduated from San Diego State University in 2003 with a Bachelor's degree in Kinesiology, with an emphasis on athletic training...a San Diego native, he is also a graduate of Mission Bay High School (1996).
- ◆ Born November 20, 1978, Tarantino resides in Peoria, Ariz. with his wife, Melissa, and sons, Anthony, Chase and Alex.



RYAN BITZEL

REHABILITATION COORDINATOR

- ◆ Ryan Bitzel returns for his third season with the Padres organization after being named rehabilitation coordinator in the offseason of 2010.
- ◆ Previously worked with the Boston Red Sox minor league affiliate Greenville Drive as their consultant therapist.
- ◆ Served as an intern with the Houston Astros in 2003.
- ◆ Originally from Canton, Ohio, Bitzel received his physical therapy degree from Walsh University in Ohio.



CÉSAR RIZIK

ADMINISTRATOR, DOMINICAN REPUBLIC OPERATIONS

- ◆ César Rizik enters his eighth season with the Padres, having joined the organization in September of 2005 as administrator, Dominican Republic operations.
- ◆ Prior to joining the San Diego organization, served as operations analyst in the Commissioner's Office in 2004-05, working with Major League teams operating in the Dominican Republic and Venezuela.
- ◆ Earned a degree in Business Administration from the Pontifical University Catholic "Madre y Maestra" in 2003 and earned a Masters in Corporate Finance in 2005.

- ◆ Born December 20, 1979, he resides in Santo Domingo, Dominican Republic with his wife, Anastassia, and two sons, Nick (5) and Alex (2).

PROFESSIONAL SCOUTS

Joe Bochy	Professional Scout
Chris Bourjos	Special Assignment Scout
Jim Elliott	Professional Scout
Al Hargesseimer	Professional Scout
Kevin Jarvis	Special Assignment Scout
Steve Lyons	Special Assignment Scout
Mark Merila	Professional Scout
Jeff Pickler	Special Assignment Scout
Matt Smith	Professional Scout
John Vander Wal	Professional Scout
Mike Venafo	Professional Scout
Chris Young	Professional Scout

NATIONAL CROSSCHECKERS

Bob Filotei	National Crosschecker
Kurt Kemp	National Crosschecker

REGIONAL SUPERVISORS

Sean Campbell	Northeast
Pete DeYoung	West Coast
Tim Holt	Central
Chip Lawrence	Southeast

AMATEUR SCOUTS AND TERRITORIES

Justin Baughman	WA, OR, ID, MT, WY
Willie Bosque	Southeast FL, Puerto Rico
Adam Bourassa	NC, VA, DE, MD
Jim Bretz	CT, MA, ME, NH, NJ, NY, PA, RI, VT
Mark Conner	KY, OH, MI, TN, Eastern IN, WV
Jeff Curtis	Northern TX, Northern LA
Lane Decker	AR, KS, ND, SD, NE, OK
Kevin Ellis	Southern TX, Southern LA
Josh Emmerick	Southern CA
Chris Kelly	Northern FL, West FL
Dave Lottsfeldt	AZ, CO, NM, UT, Southern NV
Brent Mayne	Southern & Central CA
Russ McNickle	GA, SC
Sam Ray	Northern CA, Northern NV
Andrew Salvo	AL, MS, Southwest TN, FL panhandle
Jeff Stewart	IL, IA, MN, MO, WI, Western IN
Murray Zuk	Canada

PART-TIME SCOUTS AND TERRITORIES

Ed Daub	PA
Hank Krause	Midwest
Gary Murphy	NV
Jimmy Nelson	LA
Willie Ronda	Puerto Rico
Cam Walker	Midwest

INTERNATIONAL SCOUTING SUPERVISORS

Felix Feliz	Coordinator, Latin American Scouting
Yfrain Linares	Supervisor, Venezuela
Robert Rowley	Supervisor, Central America, South America & Mexico
Trevor Schumm	International Crosschecker / Pacific Rim Coordinator

INTERNATIONAL SCOUTS

Antonio Alejos	Venezuela	Martin Jose	Dominican Republic
Milton Croes	Aruba	Victor Magdaleno	Venezuela
Marcial Del Valle	Colombia	Ricardo Montenegro	Panama
Emenejildo Diaz	Dominican Republic	Luis Prieto	Venezuela
Mayron Isenia	Curaçao	Ysrael Rojas	Dominican Republic
Elvin Jarquin	Nicaragua	Jose Salado	Dominican Republic

SCOUTING & PLAYER DEVELOPMENT

SPECIAL ASSIGNMENT SCOUT



Chris Bourjos



Kevin Jarvis



Steve Lyons



Jeff Pickler

PROFESSIONAL SCOUTS



Joe Bochy



Jim Elliott



Al Hargensheimer



Mark Merila



Matt Smith



John Vander Wal



Mike Venafrro



Chris Young



Van Smith

1945 - 2012

Beloved member of the
Padres for 22 years.

NATIONAL CROSSCHECKERS



Bob Filotei



Kurt Kemp

REGIONAL SUPERVISORS



Sean Campbell



Pete DeYoung



Tim Holt



Chip Lawrence

AMATEUR SCOUTS



Justin Baughman



Willie Bosque



Adam Bourassa



Jim Bretz



Mark Conner



Jeff Curtis



Lane Decker



Kevin Ellis



Josh Emmerick



Chris Kelly



Dave Lottsfeldt



Brent Mayne



Russ McNickle



Sam Ray



Andrew Salvo



Jeff Stewart



Murray Zuk

SCOUTING & PLAYER DEVELOPMENT

INTERNATIONAL SCOUTING SUPERVISORS



Felix Feliz



Yfrain Linares



Robert Rowley



Trevor Schumm

INTERNATIONAL SCOUTS



Antonio Alejos



Milton Croes



Marcial Del Valle



Emenejildo Diaz



Mayron Isenia



Elvin Jarquin



Martin Jose



Victor Magdaleno



Ricardo Montenegro



Luis Prieto



Ysrael Rojas



Jose Salado

2012 AWARD WINNERS

PLAYERS OF THE YEAR

Infielder Jedd Gyorko was named the Padres Offensive Player of the Year while outfielder Rico Noel was named the Padres Defensive Player of the Year as well as Baserunner of the Year.

- ◆ Gyorko combined to hit .311 (155-for-499) with 30 home runs, 28 doubles, 100 RBI, 80 runs scored and a .921 OPS in 126 games between Double-A San Antonio and Triple-A Tucson. Despite playing in just 92 games with Tucson, he ranked fifth in the Pacific Coast League with 24 home runs and sixth with 83 RBI. The award is the second-straight for Gyorko, also winning in 2011.
- ◆ Noel spent the entire 2012 campaign with Single-A Lake Elsinore, committing just seven errors in 134 games played, seeing the majority of action in center field. He posted a .978 percentage with seven errors in 325 total chances, while also recording 12 assists and factoring in to three double plays.
- ◆ On the base paths, Noel stole 90 bases in 113 attempts, for a 79.6 SB percentage. His 90 steals ranked second-most in the California League and third-most in all of minor league baseball.

PITCHER OF THE YEAR

Right-handed pitcher Matthew Wisler was named Padres Minor League Pitcher of the Year after going 5-4 with a 2.53 ERA (32 ER/114.0 IP), a .227 (95-for-418) opponents batting average and 113 strikeouts against just 28 walks and one home run allowed in 24 games, 23 starts, for Single-A Fort Wayne in 2012.

- ◆ Ranked second in the Midwest League in WHIP (1.08) and third in ERA (2.53).
- ◆ Was named the No. 9 prospect in the Midwest League by *Baseball America* following the season.

JACK KROL AWARD

Short-Season Eugene Pitching Coach Nelson Cruz was the 2012 recipient of the Jack Krol Award for contributions to player development.

- ◆ Cruz completed his second season with the Padres organization and second as pitching coach for the Emeralds.
- ◆ Under his guidance in 2012 the Emeralds pitching staff led the Northwest League in nearly every category, including ERA (3.00), strikeouts (647) and WHIP (1.25) while allowing the fewest hits (588).

SCOUT OF THE YEAR

Willie Bosque was honored with the 2012 Denny Galehouse Scout of the Year following his second year working with the Padres organization.

- ◆ Since the 2011 season he has served as an amateur scout covering parts of Florida.
- ◆ In his two seasons with the Padres, he has signed a number of first and compensation round selections, including INF Cory Spangenberg (10th overall) and RHP Michael Kelly (48th overall) in 2011 and RHP Zach Eflin (33rd overall) and RHP Walker Weickel (55th overall) in 2012, as well as RHP Kevin Quackenbush who was voted by fans as minor league baseball's Relief Pitcher of the Year in 2012 after going 3-2 with a 0.94 ERA (6 ER/57.2 IP) in 52 outings.

AWARD WINNERS

PLAYER OF THE YEAR

1993	Homer Bush
1994	Raul Casanova
1995	Derrek Lee
1996	Derrek Lee
1997	Mike Darr
1998	George Arias
1999	Sean Burroughs
2000	Mike Darr/Jeremy Owens
2001	Xavier Nady
2002	Josh Barfield/Jon Knott
2003	Josh Barfield
2004	Paul McNulty
2005	Ben Johnson
2006	Will Venable
2007	Chase Headley
2008	Kyle Blanks
2009	James Darnell
2010	Jason Hager/Luis Martinez/Jeddy Valdez
2011	Jedd Gyorko/Rico Noel/Rymer Liriano
2012	Jedd Gyorko/Rico Noel/Rico Noel

PITCHER OF THE YEAR

1993	Bryce Florie
1994	Glenn Dishman
1995	Heath Murray
1996	Shane Dennis
1997	Matt Clement
1998	Harry Herndon, Jr.
1999	Ricky Guttormson
2000	Brian Lawrence/Jake Peavy
2001	Dennis Tankersley
2002	Justin Germano
2003	Gabe Ribas
2004	Tim Stauffer/Brad Baker
2005	Jared Wells
2006	Mike Ekstrom
2007	Josh Geer
2008	Jeremy Hefner
2009	Simon Castro
2010	Brad Brach
2011	Keyvius Sampson
2012	Matthew Wisler

JACK KROL AWARD

1995	Jim Daniel
1996	Jerry Royster
1997	Tony Franklin
1998	Darrel Akerfelds
1999	Don Werner
2000	Craig Colbert/Darren Balsley
2001	Craig Colbert
2002	George Hendrick
2003	Gary Jones
2004	Gary Jones
2005	Rick Renteria
2006	Carlos Lezcano
2007	Randy Ready
2008	Steve Webber
2009	Doug Descenzo
2010	Gary Jones
2011	Tom Tornincasa
2012	Nelson Cruz

SCOUT OF THE YEAR

1994	Pat Murtaugh
1995	Al Hargesheimer
1996	Donny Lyle
1997	Ken Bracey
1998	Mark Wasinger
1999	Jim Dreyer
2000	Tim McWilliam
2001	Van Smith
2002	Mike Rikard
2003	Ben McLure
2004	Lane Decker
2005	Joe Bochy
2006	Ash Lawson
2007	Scott Littlefield
2008	Dave Lottsfeldt
2009	Bob Filotei
2010	Mark Conner
2011	Tim Holt
2012	Willie Bosque

SCOUTING & PLAYER DEVELOPMENT

2012 LEAGUE AWARD WINNERS

CALIFORNIA LEAGUE

MiLB.COM MINOR LEAGUE RELIEF PITCHER
OF THE YEAR - FAN VOTE
RHP Kevin Quackenbush

MIDWEST LEAGUE

LOW-A MANAGER OF THE YEAR
BASEBALL AMERICA
Jose Valentin

2012 MINOR LEAGUE ALL-STARS

ALL-STAR FUTURES GAME

JULY 8, 2012
Kauffman Stadium, Kansas City
C Yasmani Grandal (DNP due to promotion)
C Ali Solis (replacement for Grandal)
OF Rymer Liriano

TRIPLE-A

PACIFIC COAST LEAGUE ALL-STAR GAME
OF Daniel Robertson

BASEBALL AMERICA TRIPLE-A ALL-STAR
INF Jedd Gyorko

DOUBLE-A

TEXAS LEAGUE ALL-STAR GAME
C Ali Solis
INF Dean Anna
INF Nate Freiman

TEXAS LEAGUE
POST-SEASON ALL-STAR TEAM
C Ali Solis
INF Nate Freiman

SINGLE-A

CALIFORNIA-CAROLINA LEAGUE
ALL-STAR GAME
RHP Kevin Quackenbush
RHP Donn Roach
INF Cory Spangenberg
OF Rymer Liriano
OF Rico Noel

CALIFORNIA LEAGUE
POST-SEASON ALL-STAR TEAM
RHP Kevin Quackenbush
RHP Matthew Andriese
INF Tommy Medica

MIDWEST LEAGUE ALL-STAR GAME
LHP Frank Garces
RHP Adys Portillo
C Austin Hedges
INF Jace Peterson

MIDWEST LEAGUE
POST-SEASON ALL-STAR TEAM
RHP Adys Portillo
C Austin Hedges

BASEBALL AMERICA HIGH CLASS-A ALL-STAR
DH Tommy Medica

BASEBALL AMERICA LOW CLASS-A ALL-STAR
RHP Matt Stites

SHORT-SEASON

NORTHWEST LEAGUE
POST-SEASON ALL-STAR TEAM
RHP Roman Madrid
LHP Christopher Nunn

2012 ORGANIZATIONAL LEADERS

BATTING

PLAYER	AVG	G	AB	R	H	HR	RBI
Medica, Tommy	.330	93	355	65	117	19	87
Asencio, Yeison	.323	92	350	47	113	8	61
Gyorko, Jedd	.311	126	499	80	155	30	100
Miller, Justin	.303	118	455	76	138	12	80
Robertson, Daniel	.302	129	490	70	148	2	38
Freiman, Nate	.298	137	516	80	154	24	105
Tejada, Luis	.293	46	181	34	53	0	19
Tissenbaum, Maxx	.292	48	171	26	50	3	29
Rincon, Edinson	.291	134	494	45	144	10	48
Clark, Matt	.290	121	445	75	129	22	77

PLAYER	HR
Gyorko, Jedd	30
Decker, Cody	29
Freiman, Nate	24
Clark, Matt	22
Medica, Tommy	19

PLAYER	RBI
Freiman, Nate	105
Gyorko, Jedd	100
Medica, Tommy	87
Decker, Cody	81
Miller, Justin	80

PLAYER	SB
Noel, Rico	90
Peterson, Jace	51
Bisson, Chris	43
Fuentes, Reymond	35
Liriano, Rymer	32

CLUB	AVG.	AB	R	H	HR	SB
AZL Padres	.275	1962	343	540	24	46
Tucson	.271	4925	684	1336	112	91
Lake Elsinore	.267	4862	671	1299	89	242
San Antonio	.256	4770	604	1220	124	97
Fort Wayne	.252	4593	606	1157	64	206
Eugene	.241	2533	334	610	32	83

PITCHING

PITCHER	W-L	ERA	IP	H	BB	SO
Wisler, Matthew	5-4	2.53	114.0	95	28	113
Garces, Frank	9-6	2.81	121.2	102	55	112
Marcano, Juan	4-5	3.03	65.1	72	13	62
Hancock, Justin	5-6	3.30	106.1	96	43	89
Portillo, Adys	8-11	3.34	126.2	88	70	107
Andriese, Matthew	10-8	3.58	146.0	140	38	131
Werner, Andrew	5-10	3.70	126.1	133	31	109
Branham, Matt	8-3	3.72	111.1	103	32	102
Smith, Burch	9-6	3.85	128.2	127	27	137
Jackson, Matt	9-5	4.24	138.0	151	21	89

PITCHER	W
Andriese, Matthew	10
Reyes, Jorge	10
Garces, Frank	9
Jackson, Matt	9
Smith, Burch	9

PITCHER	SV
Quackenbush, Kevin	27
Madrid, Roman	13
McBryde, Jeremy	13
Stites, Matt	13
Hamren, Erik	10

PITCHER	SO
Smith, Burch	137
Andriese, Matthew	131
Sampson, Keyvius	122
Wisler, Matthew	113
Garces, Frank	112

CLUB	W-L	ERA	H	SHO	SV	BB	SO
Eugene	47-29	3.00	588	2	23	263	647
Fort Wayne	69-71	3.59	1111	11	28	499	1101
San Antonio	60-80	4.13	1227	9	27	430	1141
Lake Elsinore	69-71	4.31	1306	8	33	375	1124
Tucson	56-88	5.13	1520	8	27	439	949
AZL Padres	16-40	5.91	579	1	8	257	373

2012 MINOR LEAGUE RESULTS

CLUB (CLASS)	W	L	PCT.
Tucson (AAA)	56	88	.389
San Antonio (AA)	60	80	.429
Lake Elsinore (A)	69	71	.493
Fort Wayne (A)	69	71	.493
Eugene (Short-A)	47	29	.618
Peoria (Rookie)	16	40	.286
Dominican (Rookie)	28	42	.400
TOTALS	345	421	.450

SCOUTING & PLAYER DEVELOPMENT



TUCSON PADRES

PACIFIC COAST LEAGUE (TRIPLE-A) SOUTH DIVISION

2012 RECORD: 56-88 (.389)

2012 FINISH: 4th, PCL South

GENERAL MANAGER: Mike Feder

P.R. CONTACT: Tim Hagerty

PHONE/FAX: 520-434-1367/520-434-1361

WEBSITE: www.tucsonpadres.com

PADRES AFFILIATE SINCE: 2011

BALLPARK INFO:

Kino Stadium

Built in 1998 ~ Capacity 11,500

2500 E. Ajo Way

Tucson, AZ 85713

AWARDS & HIGHLIGHTS

- ◆ On 9/27/12, the Padres extended their Player Development Contract with Tucson through 2014.
- ◆ INF Jedd Gyorko was named a Triple-A All-Star by *Baseball America* after the season.
- ◆ OF Daniel Robertson was named a Pacific Coast League Mid-Season All-Star.
- ◆ C Yasmani Grandal was named the No. 9 prospect in the Pacific Coast League by *Baseball America* following the season... also named to the roster of the World Team in the MLB All-Star Futures Game, but did not play due to promotion.
- ◆ INF Jedd Gyorko was named the No. 10 prospect in the Pacific Coast League by *Baseball America* following the season.

NOTABLE RANKINGS

- ◆ Tucson's pitching staff ranked among PCL teams in fewest home runs allowed (1st, 105), shutouts (T3rd, eight) and holds (T4th, 57).
- ◆ RHP Jorge Reyes ranked among PCL leaders in wins (T5th, 10) and innings pitched (T6th, 152.0).
- ◆ RHP Cory Burns ranked third among PCL leaders in holds (12).
- ◆ INF Jedd Gyorko ranked among PCL leaders in batting average (T7th, .328), home runs (T4th, 24), slugging percentage (3rd, .588) and OPS (4th, .968).
- ◆ From the time of his promotion to Tucson on 5/17 through the end of the regular season, Gyorko's 83 RBI led all players at the Triple-A level, while his 24 home runs ranked tied for second-most.
- ◆ OF Daniel Robertson led the PCL in outfield assists (23) and ranked 10th in hits (148).

NOTABLE PERFORMANCES

- ◆ INF Matt Clark led the team in runs scored (75), total bases (225), walks (57) and ranked second in home runs (22), RBI (77) and doubles (26).

2012 TUCSON PADRES BATTING STATISTICS

PLAYER	AVG	G	AB	R	H	2B	3B	HR	RBI	BB	IBB	SO	SB	CS	OBP	SLG	OPS	SF	SAC	HP	GDP	E
Altman, Bryan	.000	3	5	2	0	0	0	0	0	1	0	1	0	0	.167	.000	.167	0	0	0	0	0
Amarista, Alexi	.286	11	49	6	14	1	0	1	6	1	0	6	3	0	.300	.367	.667	0	1	0	0	0
Belnome, Vince	.275	80	258	28	71	11	1	5	33	43	0	72	5	1	.380	.384	.763	1	0	1	9	6
Cabrera, Everth	.333	34	144	27	48	9	1	0	15	12	1	28	15	0	.389	.410	.798	0	2	1	0	5
Cabrera, Felix	.667	2	6	1	4	0	0	0	0	0	0	1	3	0	.667	.667	1.333	0	0	0	1	0
Carroll, Sawyer	.263	112	372	46	98	15	6	8	56	42	0	69	10	6	.337	.401	.737	2	0	0	8	6
Clark, Matt	.290	121	445	75	129	26	2	22	77	57	2	113	0	0	.367	.506	.872	7	0	1	11	9
Contreras, Anthony	.280	123	407	51	114	28	3	7	51	12	0	61	6	2	.300	.415	.715	1	3	0	11	9
Darnell, James	.267	31	116	22	31	6	0	7	21	16	0	25	1	1	.365	.500	.865	2	0	3	1	6
Davis, Brad	.155	39	129	14	20	7	1	2	12	10	0	34	4	0	.214	.271	.486	1	0	0	3	3
Decker, Cody	.215	32	107	12	23	7	0	4	13	11	0	27	0	0	.298	.393	.690	1	0	2	2	0
Forsythe, Logan	.259	16	58	12	15	2	3	1	9	13	1	18	3	0	.419	.448	.867	0	0	3	1	2
Gale, Rocky	.171	41	123	12	21	6	0	0	11	6	0	22	0	0	.209	.220	.429	0	2	0	6	2
Grandal, Yasmani	.335	56	194	40	65	18	0	6	35	37	4	35	0	0	.443	.521	.963	2	0	2	7	5
Gyorko, Jedd	.328	92	369	62	121	24	0	24	83	34	0	68	4	3	.380	.588	.968	5	0	0	10	7
Hermida, Jeremy	.252	44	151	21	38	7	0	3	22	15	0	43	1	0	.318	.358	.675	3	0	1	5	3
Hundley, Nick	.190	13	42	4	8	1	0	1	0	7	4	9	0	1	.255	.262	.517	1	0	0	2	3
Kral, Robert	.385	6	13	3	5	1	0	0	1	5	0	1	0	0	.556	.462	1.017	0	0	0	0	0
Merchan, Jesus	.366	45	145	18	53	7	2	3	16	7	0	8	2	3	.392	.503	.896	1	1	0	7	4
Na, Kyung-Min	.000	3	4	0	0	0	0	0	0	1	0	2	0	0	.000	.000	.000	0	0	0	0	0
Padilla, Jorge	.220	17	41	4	9	0	0	0	3	5	0	13	0	0	.319	.220	.539	0	0	1	0	1
Parrino, Andy	.328	65	235	43	77	23	3	1	32	25	1	49	6	2	.400	.464	.864	1	0	4	3	9
Quentin, Carlos	.286	5	14	5	4	0	0	1	4	2	0	3	0	0	.412	.500	.912	0	0	1	0	0
Robertson, Daniel	.302	129	490	70	148	28	4	2	38	48	0	58	18	8	.371	.388	.758	1	8	6	13	4
Rodriguez, Eddy	.180	14	50	3	9	4	0	1	6	2	0	13	0	0	.226	.320	.546	0	0	1	1	4
Roof, Jonathan	.250	49	120	17	30	2	0	0	11	15	0	19	1	1	.348	.267	.614	0	0	3	3	3
Stokes, Mykal	.333	2	3	1	1	1	0	0	1	2	0	0	0	0	.500	.667	1.167	1	0	0	0	0
Tekotte, Blake	.243	89	321	38	78	20	2	9	26	18	0	92	9	8	.284	.402	.686	1	6	1	3	2
Weems, Beamer	.241	72	245	33	59	12	0	5	26	20	0	57	0	1	.305	.351	.656	1	1	3	10	12
Zazueta, Amadeo	.183	46	115	8	21	4	1	0	5	1	0	19	0	0	.195	.235	.430	1	3	1	2	8
TEAM TOTAL	.271	144	4925	684	1336	273	30	112	629	467	9	1036	91	38	.337	.407	.744	34	45	35	122	136

2012 TUCSON PADRES PITCHING STATISTICS

PLAYER	W	L	ERA	G	GS	CG	SHO	SV	SVO	IP	H	R	ER	HR	HB	BB	SO	BK	WP	AVG
Bass, Anthony	0	0	5.63	3	3	0	0	0	0	8.0	8	6	5	0	0	0	9	0	0	.250
Bay, Bear	4	9	4.63	25	18	0	0	0	0	116.2	139	67	60	12	5	28	73	0	5	.298
Boxberger, Brad	2	2	2.70	37	0	0	0	5	7	43.1	37	14	13	0	2	19	62	0	4	.233
Brach, Brad	2	1	2.79	10	0	0	0	3	4	9.2	11	3	3	0	0	1	5	0	1	.306
Burns, Cory	1	2	3.14	54	0	0	0	3	3	66.0	49	25	23	1	4	17	78	0	8	.205
Carroll, Sawyer	0	0	0.00	1	0	0	0	0	0	1.0	2	0	0	0	0	1	0	0	0	.500
Cashner, Andrew	0	1	3.00	3	3	0	0	0	0	9.0	8	3	3	0	0	2	8	0	0	.242
Contreras, Anthony	0	0	0.00	1	0	0	0	0	0	0.2	0	0	0	0	0	0	0	0	0	.000
Franklin, Chris	0	1	23.14	3	0	0	0	0	0	4.2	17	12	12	3	0	4	2	0	2	.607
Geer, Josh	2	3	7.81	8	8	0	0	0	0	40.1	60	37	35	8	2	16	25	0	3	.353
Gonzalez, Greg	0	1	23.14	1	1	0	0	0	0	2.1	8	6	6	1	0	0	1	0	0	.571
Hamburger, Mark	0	2	7.50	5	1	0	0	0	0	12.0	17	12	10	2	2	3	11	0	2	.340
Hamren, Erik	2	5	4.40	46	0	0	0	9	14	47.0	52	25	23	4	3	23	54	1	11	.284
Haney, Chris	0	0	5.63	4	0	0	0	0	0	8.0	9	5	5	1	1	2	7	0	0	.281
Hinshaw, Alex	0	0	3.72	14	0	0	0	0	0	19.1	14	8	8	0	2	10	18	0	1	.206
Hynes, Colt	6	9	5.76	30	21	0	0	0	0	126.2	190	93	81	11	3	29	74	0	8	.352
Jackson, Matt	2	0	0.00	2	2	0	0	0	0	12.0	7	0	0	0	0	2	7	0	0	.163
Kelly, Casey	0	0	2.25	2	2	0	0	0	0	12.0	12	3	3	0	1	0	14	0	0	.261
Kelly, Ryan	0	0	7.04	6	0	0	0	0	0	7.2	15	7	6	0	0	2	4	0	2	.405
Kunz, Eddie	3	2	6.35	21	1	1	0	0	0	39.2	51	32	28	4	2	20	12	0	4	.329
Lara, Alexis	0	0	16.87	3	0	0	0	0	0	2.2	8	5	5	0	0	0	0	0	2	.533
Layne, Tommy	0	3	7.77	5	5	0	0	0	0	22.0	28	20	19	4	3	15	19	0	0	.311
Lollis, Matt	0	1	8.10	2	2	0	0	0	0	6.2	11	7	6	2	0	3	6	0	0	.367
Mikolas, Miles	2	1	3.20	17	0	0	0	0	3	19.2	20	8	7	1	0	8	17	0	1	.260
Needy, James	0	0	3.00	3	0	0	0	0	0	3.0	4	1	1	0	0	2	0	0	0	.308
Ohlendorf, Ross	1	1	4.24	3	0	0	0	0	0	17.0	19	8	8	2	1	3	17	0	1	.288
Palmer, Matt	6	9	5.66	21	20	0	0	0	0	98.2	120	69	62	3	8	42	64	0	9	.305
Pope, Mark	0	1	7.20	1	1	0	0	0	0	5.0	9	8	4	1	0	1	4	0	0	.409
Ray, Jason	1	3	3.57	40	0	0	0	3	5	45.1	47	23	18	7	0	18	46	0	5	.275
Reyes, Anthony	4	0	6.75	7	4	0	0	1	1	21.1	33	19	16	2	0	8	20	0	1	.347
Reyes, Jorge	10	11	5.09	34	24	1	0	1	2	152.0	194	95	86	15	6	45	99	1	6	.315
Scott, Will	0	1	9.39	3	1	0	0	0	0	7.2	12	8	8	1	1	7	6	0	0	.364
Spence, Josh	4	2	4.20	31	4	0	0	0	2	49.1	48	27	23	4	1	20	36	0	2	.249
Stange, Daniel	0	0	0.00	2	0	0	0	0	0	1.1	1	1	0	0	0	3	1	0	0	.167
Stauffer, Tim	0	1	3.38	2	2	0	0	0	0	8.0	10	3	3	1	0	1	2	0	0	.333
Stults, Eric	0	0	5.40	2	2	0	0	0	0	6.2	7	5	4	0	0	4	10	0	0	.241
Suppan, Jeff	0	1	12.15	2	2	0	0	0	0	6.2	17	9	9	0	0	3	2	0	0	.486
Tallet, Brian	0	2	8.44	11	0	0	0	0	0	16.0	22	15	15	5	1	10	13	0	1	.344
Thayer, Dale	0	0	0.00	7	0	0	0	0	0	8.1	2	0	0	0	0	2	5	0	0	.074
Vincent, Nick	1	1	5.82	23	0	0	0	2	4	21.2	27	14	14	2	2	11	19	0	1	.314
Wagner, Neil	3	1	5.44	31	0	0	0	0	1	43.0	57	30	26	2	0	17	32	1	5	.320
Weber, Thad	1	0	4.42	3	3	0	0	0	0	18.1	22	9	9	1	1	3	14	0	0	.310
Wells, Kip	2	4	4.80	10	8	0	0	0	0	50.2	60	38	27	4	1	26	22	0	3	.306
Werner, Andrew	1	2	5.79	4	4	1	1	0	0	23.1	26	18	15	1	0	6	20	1	0	.271
Wieland, Joe	0	1	3.52	2	2	0	0	0	0	7.2	10	3	3	0	0	2	11	0	0	.313
Team Total	56	88	5.13	144	144	3	8	27	46	1248.0	1520	801	711	105	52	439	949	4	88	.304



PAT MURPHY MANAGER

- ◆ Pat Murphy enters his fourth season in the Padres organization and his first as manager of the club's Triple-A affiliate.
- ◆ Joined the organization in 2010 as a special assistant to baseball operations.
- ◆ In 2012, he led the Emeralds to a 47-29 (.618) record, the best record in the Northwest League, but missed out on the league's playoffs due to finishing 2nd in both halves of the season.
- ◆ In 2011, he led the Emeralds to a 46-30 (.605) record, the best record in the Northwest League and the most wins among all short-season clubs...the club also set a Northwest League record by winning 14-straight games early in the season.

◆ Previously served as head coach of Arizona State University's baseball team from 1995-2009...during his 15-year tenure at ASU, he was named College Coach of the Year by *Baseball America* in 1998 and Pac-10 Coach of the Year on four occasions (2000, 07-09)...led the Sun Devils to four College World Series appearances (1998, 2005, 07, 09) and four Pac-10 championships (2000, 07-09).

◆ Prior to his time at ASU, Murphy coached at the University of Notre Dame (1988-94), Claremont-Mudd-Scripps (1986-87) and Maryville College (1983)...the final win of his college coaching career was his 1,000th, leaving him with a 1000-457-4 career coaching record.

◆ In addition to his college coaching career, Murphy served as skipper for the Dutch men's baseball team during the 2000 Olympics in Sydney.

◆ A 1982 graduate of Florida Atlantic University, he had a four-year professional career playing in the San Francisco Giants and Padres organizations, along with several independent clubs.



BRONSWELL PATRICK

PITCHING COACH

- ◆ Bronswell Patrick is in his sixth season as a pitching coach in the San Diego system and his first with Tucson after serving the past two with Lake Elsinore and 2010 with Fort Wayne.
- ◆ Made his coaching debut with the Rookie-level Padres in 2008...his Peoria staff posted Arizona League-lows in walks (146) and home runs allowed (17).
- ◆ In 2012, guided a Storm pitching staff that led the California League in ERA (4.31) and WHIP (1.33).
- ◆ Selected by Oakland in the 23rd round of the 1988 June Draft...a right-handed pitcher, he was 5-1 with one save and a 5.04 ERA in 38 games (three starts) over parts of two seasons with Milwaukee (1998) and San Francisco (1999)...following his Big League career, pitched in the Mexican League and Chinese Professional Baseball League.
- ◆ While pitching for the Astros organization, he played for Triple-A Tucson from 1995-96.
- ◆ On August 1, 1998, he hit a home run for the Brewers, who switched to the National League that season, becoming the first Brewers pitcher in nearly 40 years to hit a home run.
- ◆ Born September 16, 1970, Patrick resides in Phoenix, Ariz. and has two sons, Tavian and Kilian, and one daughter, Jayden.



TOM TORNINCASA

HITTING COACH

- ◆ Tom Tornincasa is in his 14th season as a coach in the Padres organization and first with Tucson after serving in the same capacity for the previous three seasons with San Antonio...
- ◆ He also served as hitting coach for San Antonio for the 2007 season prior to rejoining the Missions staff in 2011.
- ◆ Named the 2011 recipient of the Jack Krol Award for contributions to player development...under his guidance, the 2011 Texas League Champion Missions led the league in runs scored (801) and double (291) and ranked second in batting average (.269) and third in home runs (159).
- ◆ In 2009, won a Midwest League championship with Fort Wayne as the TinCaps led the league with 736 runs scored, 268 doubles, 661 RBI, 681 walks and a .361 team on-base percentage...
- also coached in the Arizona Fall League that season.
- ◆ Also handled hitting coach duties at Double-A San Antonio in 2007...his hitters led the league in walks in two consecutive seasons with the Wizards walking a Midwest League-high 581 times in 2008 while the 2007 Texas League Champion Missions compiled 524 walks.
- ◆ Spent the 2005-06 seasons as hitting coach for Single-A Lake Elsinore...joined the Padres system in 2000 as a coach with the Arizona Rookie League Padres.
- ◆ Coached two seasons in the Independent Frontier League, earning league championships with Springfield (IL) in 1998 and Johnstown (PA) in 1999.
- ◆ Played professionally for two seasons in Mexico and coached at the college level for California Baptist University in Riverside.
- ◆ Native of Chicago, graduated from George Washington (IL) High School...played shortstop at California State University, Stanislaus, appearing in the 1978 Division III World Series.
- ◆ Born July 2, 1955, Tornincasa and his wife Marilyn reside in Crown Point, Ind. with their sons, Ty and Trent, and daughter, Trisha.



NATHAN STEWART

ATHLETIC TRAINER

- ◆ Nathan Stewart enters his eighth season in the Padres organization and first with Tucson after spending the previous two in the same capacity with San Antonio.
- ◆ Also served as athletic trainer for Fort Wayne in 2010.
- ◆ Joined the Padres organization with Eugene in 2006...spent one year as a high school health teacher and athletic trainer prior to joining the Emeralds.
- ◆ Earned his degree in Kinesiology from Arizona State University in 2002.
- ◆ Born October 27, 1979, Stewart resides in Goodyear, Ariz.



ISAK YOON

ATHLETIC TRAINER

- ◆ Isak Yoon returns for his second season in the Padres organization and first with Tucson after joining as athletic trainer with Fort Wayne in 2012.
- ◆ Previously worked as an assistant athletic trainer at Concordia University in Irvine, CA, working with men's soccer and softball teams.
- ◆ Earned his Masters from Azusa Pacific University (APU) in 2010...also worked at APU as a graduate assistant athletic trainer with baseball, women's volleyball and men & women's tennis teams.
- ◆ Earned his undergraduate degree from San Diego State University in 2008.
- ◆ Born June 15, 1984, Isak is a native of Los Angeles where he still resides.

SAN ANTONIO MISSIONS



TEXAS LEAGUE (DOUBLE-A)

2012 RECORD: 60-80 (.429)
2012 FINISH: 4th (1st half); 3rd (2nd half)
GENERAL MANAGER: Dave Gasaway
P.R. CONTACT: Rich Weimert
PHONE/FAX: 210-675-7275/210-670-0001
WEBSITE: www.samissions.com
PADRES AFFILIATE SINCE: 2007

SOUTH DIVISION

BALLPARK INFO:
 Nelson W. Wolff Stadium
 Built in 1994 ~ Capacity 6,200+
 5757 Highway 90 West
 San Antonio, TX 78227

AWARDS & HIGHLIGHTS

- ◆ On 5/4/12, the Padres extended their Player Development Contract with San Antonio through 2014.
- ◆ OF Rymer Liriano was named the No. 10 prospect in the Texas League by *Baseball America* following the season.
- ◆ INF Jedd Gyorko was named the No. 11 prospect in the Texas League by *Baseball America* following the season.
- ◆ RHP Keyvius Sampson was named the No. 20 prospect in the Texas League by *Baseball America* following the season.

NOTABLE RANKINGS

- ◆ San Antonio's pitching staff led the TL in strikeouts (1141), ranking ninth-most among all minor league teams across all levels.
- ◆ INF Nate Freiman ranked among TL leaders in RBI (1st, 105), total bases (1st, 273) home runs (3rd, 24), runs (T4th, 80), doubles (3rd, 31), batting average (5th, .298) slugging percentage (5th, .502) and OPS (T5th, .872).
- ◆ INF Cody Decker ranked second in the TL in home runs (25) and third in slugging percentage (.540) and OPS (.907).
- ◆ OF Raymond Fuentes ranked third in the TL with 35 stolen bases.
- ◆ RHP Keyvius Sampson led the TL with 122 strikeouts.

NOTABLE PERFORMANCES

- ◆ INF Nate Freiman led the team in RBI (105), runs (80), average (.298), doubles (31), hits (154), slugging percentage (.502) and ranked second with 24 home runs.
- ◆ INF Cody Decker led the team with home runs (25) and scored 54 runs with 68 RBI.

2012 SAN ANTONIO MISSIONS BATTING STATISTICS

PLAYER	AVG	G	AB	R	H	2B	3B	HR	RBI	BB	IBB	SO	SB	CS	OBP	SLG	OPS	SF	SAC	HP	GDP	E
Altman, Bryan	.242	33	62	10	15	2	0	1	7	7	0	13	0	1	.329	.323	.651	0	0	1	0	3
Anna, Dean	.271	129	425	75	115	16	3	10	47	66	1	76	6	4	.377	.393	.770	7	1	11	8	12
Blackwood, Jake	.219	87	283	26	62	10	1	5	29	10	0	67	5	1	.249	.314	.564	2	1	2	14	2
Cabrera, Felix	.400	4	5	3	2	1	0	0	0	1	0	0	0	0	.500	.600	1.100	0	0	0	0	0
Decker, Cody	.263	104	346	54	91	19	1	25	68	54	3	100	1	4	.367	.540	.907	2	0	4	6	3
Decker, Jaff	.184	47	147	30	27	3	2	3	9	40	2	37	6	2	.365	.293	.658	0	1	2	2	5
Freiman, Nathan	.298	137	516	80	154	31	1	24	105	49	1	95	0	2	.370	.502	.872	4	0	12	11	4
Fuentes, Reymond	.218	136	473	53	103	20	4	4	34	52	1	133	35	9	.301	.302	.604	3	7	6	2	5
Gale, Rocky	.200	3	5	0	1	0	0	0	0	0	0	1	0	0	.200	.200	.400	0	0	0	1	0
Galvez, Jonathan	.292	82	312	47	91	20	2	6	35	31	2	70	12	3	.364	.426	.790	1	1	5	9	11
Gyorko, Jedd	.262	34	130	18	34	4	0	6	17	17	2	27	1	1	.356	.431	.786	0	0	2	3	5
Hagerty, Jason	.248	72	246	30	61	12	0	7	30	35	2	51	0	0	.346	.382	.728	2	0	3	5	11
Kometani, Zach	.556	4	9	0	5	1	0	0	0	2	0	2	0	0	.636	.667	1.303	0	0	0	0	0
Kral, Robert	.160	14	25	6	4	1	0	0	1	9	0	8	0	0	.371	.200	.571	1	1	0	2	2
Liriano, Rymer	.251	53	183	24	46	10	2	3	20	20	4	50	10	1	.335	.377	.712	0	0	3	6	4
Na, Kyung-Min	.209	29	43	1	9	1	0	0	1	4	0	20	2	2	.277	.233	.509	0	0	0	0	2
Rincon, Edinson	.291	134	494	45	144	30	0	10	48	22	0	78	1	6	.321	.413	.733	4	0	1	13	24
Rodriguez, Jeremy	.600	5	15	4	9	0	0	0	1	2	0	3	0	0	.647	.600	1.247	0	0	0	0	1
Solis, Ali	.283	87	329	26	93	25	1	6	40	11	0	77	1	1	.307	.419	.726	1	1	1	11	6
Sosa, Carlos	.159	32	63	7	10	1	1	2	4	10	0	21	0	0	.274	.302	.576	0	0	0	2	0
Steele, T.J.	.250	26	84	8	21	3	1	0	10	5	0	17	3	3	.308	.310	.617	0	0	2	3	2
Valdez, Jedy	.225	128	462	52	104	24	2	12	46	21	2	126	13	7	.273	.364	.637	7	5	12	11	24
Wing, Michael	.100	5	10	0	1	0	0	0	0	0	0	1	0	1	.100	.100	.200	0	0	0	0	1
TEAM TOTAL	.256	140	4770	604	1220	237	22	124	559	470	20	1111	97	48	.329	.393	.722	34	19	68	113	147

SCOUTING & PLAYER DEVELOPMENT

2012 SAN ANTONIO MISSIONS PITCHING STATISTICS

PLAYER	W	L	ERA	G	GS	CG	SHO	SV	SVO	IP	H	R	ER	HR	HB	BB	SO	BK	WP	AVG
Beard, Hayden	6	5	5.58	31	19	0	0	0	0	119.1	144	76	74	12	13	40	69	0	7	.299
Broadway, Michael	0	2	6.35	33	0	0	0	0	5	39.2	51	32	28	4	1	13	45	0	4	.302
Cashner, Andrew	2	0	1.88	3	3	0	0	0	0	14.1	10	3	3	0	2	3	22	0	0	.196
Cropper, Daniel	0	0	3.86	5	0	0	0	0	0	7.0	7	4	3	0	0	3	5	0	0	.269
Erlin, Robbie	3	1	2.92	11	11	0	0	0	0	52.1	53	21	17	6	3	14	72	0	1	.255
Franklin, Chris	0	0	5.40	3	0	0	0	0	0	3.1	4	2	2	0	0	1	1	0	0	.308
Geer, Josh	5	7	4.44	20	20	0	0	0	0	119.2	145	68	59	8	9	20	79	0	8	.296
Gigliotti, Jeremy	0	0	4.50	2	0	0	0	0	0	2.0	3	1	1	0	0	0	1	0	1	.333
Hamren, Erik	0	1	1.80	12	0	0	0	1	3	15.0	6	4	3	0	1	11	21	0	2	.133
Hardy, Mark	1	1	2.65	6	3	0	0	0	0	17.0	17	6	5	0	2	6	17	0	0	.250
Ibarra, Jeff	0	0	0.75	20	0	0	0	0	1	24.0	22	5	2	0	1	5	24	0	0	.227
Jackson, Matt	2	1	3.73	7	7	0	0	0	0	41.0	39	19	17	3	4	5	33	0	2	.247
Jones, James	0	1	4.50	6	0	0	0	0	0	8.0	7	4	4	1	1	4	9	0	2	.250
Kelly, Casey	0	1	3.78	3	3	0	0	0	0	16.2	11	8	7	1	1	3	18	0	1	.190
Kelly, Ryan	4	1	2.66	39	0	0	0	1	3	47.1	39	20	14	2	2	15	47	0	1	.222
Kunz, Eddie	3	4	5.29	17	7	0	0	1	1	47.2	50	30	28	3	3	19	27	0	6	.263
Lara, Alexis	0	0	3.86	7	0	0	0	0	0	9.1	6	4	4	1	1	5	8	0	0	.188
Lara, Robert	5	1	3.23	36	0	0	0	0	2	53.0	49	22	19	3	1	31	48	1	5	.249
Layne, Tommy	0	5	3.28	32	2	0	0	1	2	35.2	31	15	13	2	0	16	36	0	1	.235
Lazzaroni, Dan	0	1	4.50	2	0	0	0	0	0	2.0	2	1	1	0	0	0	1	0	0	.286
Lollis, Matt	1	5	5.86	25	1	0	0	0	4	35.1	39	30	23	4	2	15	36	0	0	.277
Marquis, Jason	1	0	1.29	1	1	0	0	0	0	7.0	5	1	1	0	0	2	5	0	2	.208
McBryde, Jeremy	0	4	3.57	49	0	0	0	13	15	53.0	44	28	21	3	3	16	65	0	5	.228
Mejia, Ruben	0	0	0.00	1	0	0	0	0	0	0.2	0	0	0	0	0	0	2	0	1	.000
Mikolas, Miles	1	1	2.92	12	0	0	0	4	5	12.1	16	6	4	0	0	3	11	0	1	.320
Na, Kyung-Min	0	0	13.50	1	0	0	0	0	0	0.2	0	1	1	0	0	4	0	0	0	.000
Needy, James	0	0	1.69	2	0	0	0	0	0	5.1	4	1	1	0	0	2	6	0	0	.222
Oramas, Juan	3	4	6.37	8	8	0	0	0	0	35.1	39	28	25	5	2	16	33	0	3	.267
Pease, Dustin	3	2	3.94	52	0	0	0	0	1	64.0	61	33	28	8	3	25	56	2	1	.251
Portillo, Adys	2	5	7.20	8	8	0	0	0	0	35.0	34	33	28	4	5	25	26	0	6	.250
Ray, Jason	1	0	4.50	9	0	0	0	0	0	8.0	7	5	4	0	0	4	17	0	0	.233
Roach, Donn	1	1	1.59	4	3	0	0	0	0	17.0	9	4	3	0	1	8	5	0	3	.155
Sampson, Keyvius	8	11	5.00	26	25	0	0	0	0	122.1	108	70	68	11	4	57	122	2	8	.233
Sosa, Carlos	0	0	0.00	1	0	0	0	0	0	0.1	0	0	0	0	0	0	0	0	0	.000
Stange, Daniel	3	6	3.35	46	0	0	0	6	9	53.2	50	23	20	3	6	12	64	1	3	.242
Vincent, Nick	1	0	1.86	9	0	0	0	0	0	9.2	4	2	2	0	1	0	15	0	0	.121
Werner, Andrew	4	8	3.23	18	18	0	0	0	0	103.0	107	46	37	6	3	25	89	0	2	.272
Wilkes, Chris	0	1	0.00	1	1	0	0	0	0	6.0	4	2	0	0	0	2	6	0	0	.190
Team Total	60	80	4.13	140	140	0	9	27	51	1243.0	1227	658	570	90	75	430	1141	6	76	.256



RICH DAUER MANAGER

- ◆ Rich Dauer enters his first season with the Padres organization after serving the previous seven in the Colorado Rockies organization, most recently as the club's third base and infield coach.
- ◆ As infield coach, he also served as the coordinator of all defensive positioning with the Rockies, overseeing a defense that included three Gold Glove Award winners over a two-year span with INF Troy Tulowitzki and OF Carlos Gonzalez from 2010-11.
- ◆ Prior to serving as third base and infield coach, Dauer spent three seasons (2006-08) as the organization's minor league roving infield coordinator.
- ◆ Before joining the Rockies organization, Dauer spent three seasons (2003-05) as Ned Yost's bench coach with the Milwaukee Brewers.

- ◆ Prior to his time with the Brewers, he held the position of third base coach with the Kansas City Royals for six seasons (1997-2002) and for the Cleveland Indians for two seasons (1990-91)...spent the 1992 season as a minor league roving field instructor for the Baltimore Orioles organization before working in the same capacity for the Royals organization from 1994-96.
- ◆ Dauer spent the 1993 season as a coach for Triple-A Omaha in the Royals organization...also coached two seasons at Colorado Springs, then Triple-A affiliate of the Cleveland Indians, from 1988-89, his first two years with the Indians organization.
- ◆ In 1987, he served as manager of the San Bernadino Spirits in the California League.
- ◆ During the 1998 season, he represented the Royals during Major League Baseball's All-Star tour of Japan.
- ◆ The former Major League infielder played 10 seasons, all with the Orioles, from 1976-85 and was a member of Baltimore's 1983 World Championship club...also played in the 1979 World Series with the Orioles.
- ◆ Originally selected by the Orioles in the first round (24th overall) of the 1974 First-Year Player Draft, he graduated from Colton High School (CA) and attended San Bernadino Valley College for two years before transferring to the University of Southern California where he played on two national championship baseball teams from 1973-74...is one of a select few players to have won both a College World Series and Major League World Series.
- ◆ A native of San Bernadino, he and his wife, Chris, have three children, Casey, Kelsey and Katie.



JIMMY JONES

PITCHING COACH

- ◆ Jimmy Jones enters his fifth season as a pitching coach in the Padres organization and third straight at Double-A San Antonio after serving in the same capacity for two seasons in Peoria.
- ◆ Served as bullpen coach for the Major League club for parts of the 2012 season.
- ◆ Was head coach of the high school team at Coram Deo Academy in Flower Mound, Texas from 2001-08...also served as a private instructor to both individuals and teams in Texas from 2003-08.
- ◆ Selected by San Diego in the first round (third overall) of the 1982 June Draft...went 43-39 with a 4.46 ERA in 153 games (118 starts) over parts of eight Major League seasons with the Padres (1986-88), New York Yankees (1989-90), Houston Astros (1991-92) and Montreal Expos (1993).

- ◆ Appeared in 62 games (54 starts) during his three years in San Diego, posting a 20-21 record and 4.04 ERA...tied a Major League record for fewest hits allowed in a first Major League appearance, complete game, tossing a one-hitter in Houston on September 21, 1986.
- ◆ Pitched two years with the Tokyo Giants during the 1994-95 campaigns.
- ◆ Graduated from Thomas Jefferson High School in Dallas, Texas.
- ◆ Born April 20, 1964, Jones and his wife, Judy, reside in Highland Village, Texas and have three daughters, Faith, Rebekah and Hannah, and a son, Joshua.



JACQUE JONES

HITTING COACH

- ◆ Jacques Jones returns for his second season with the Padres organization and first with San Antonio after making his coaching debut with Fort Wayne in 2012.
- ◆ In his coaching debut with the TinCaps, led an offensive staff that had a Midwest League batting champion in Yeison Asencio (.323) as well Midwest League All-Stars C Austin Hedges and INF Jace Peterson.
- ◆ Enjoyed a 10-year Major League career with the Minnesota Twins (1999-2005), Chicago Cubs (2006-07), Detroit Tigers (2008) and Florida Marlins (2008)...over his career, hit .277 (1272-for-4594) with 255 doubles, 19 triples, 165 home runs, 630 RBI, 632 runs scored and 82

stolen bases in 1,302 games played.

- ◆ Was originally signed as a second-round selection by the Twins in the 1996 First-Year Player Draft...enjoyed his best season for the Twins in 2002 when he hit .300 (173-for-577) with 37 doubles, two triples, 27 home runs, 85 RBI and 96 runs scored in 149 games.
- ◆ A native of San Diego, he graduated from San Diego (CA) High School in 1993 where he played baseball, basketball and football...later attended the University of Southern California where he was Third-Team All-American in 1996 and a Pac-10 All-Conference selection in 1995 and 1996.
- ◆ In 2005, was the Twins representative for the Roberto Clemente Award.
- ◆ Born April 25, 1975, he currently resides in San Diego with his wife, Krista, son, Jacques, Jr., and daughter, Jourdyn.



DANIEL TURNER

ATHLETIC TRAINER

- ◆ Dan Turner enters his seventh year with the Padres and fourth as a certified Athletic Trainer.
- ◆ 2013 will mark his first season with the Missions after serving the previous three seasons with Fort Wayne.
- ◆ He joined the Padres full-time in the middle of the 2009 season with the TinCaps.
- ◆ Was the Athletic Trainer for Eugene in 2010.
- ◆ Interned as an athletic trainer for the Padres in 2007 and 2008.
- ◆ Graduated from Righetti High School (CA) in 2004...graduated from Allan Hancock College in 2006 and began the Athletic Training Education Program at San Diego State University in

2006, graduating in 2009 with a Bachelors degree in Kinesiology.

- ◆ Born October 29, 1986 in Santa Maria, Calif., Turner grew up in Orcutt, Calif. and now resides in San Diego.

SCOUTING & PLAYER DEVELOPMENT

LAKE ELSINORE STORM



CALIFORNIA LEAGUE (SINGLE-A) SOUTH DIVISION

2012 RECORD: 69-71 (.493)

2012 FINISH: 4th (1st half); 4th (2nd half)

GENERAL MANAGER: Chris Jones

P.R. CONTACT: Eric Theiss

PHONE/FAX: 951-245-4487/951-245-0305

WEBSITE: www.stormbaseball.com

PADRES AFFILIATE SINCE: 2001

BALLPARK INFO:

The Diamond

Built in 1994 ~ Capacity 6,066+

500 Diamond Drive

Lake Elsinore, CA 92530

AWARDS & HIGHLIGHTS

- ◆ On 8/21/12, the Padres extended their Player Development Contract with Lake Elsinore through 2014.
- ◆ The Storm made the California League playoffs for the eighth consecutive season, losing in the South Division preliminaries to the Lancaster JetHawks (Astros).
- ◆ RHP Donn Roach, RHP Kevin Quackenbush, INF Cory Spangenberg, OF Rico Noel and OF Rymer Liriano were named to the California League Mid-Season All-Star team.
- ◆ RHP Matthew Andriese, RHP Kevin Quackenbush and INF Tommy Medica were named to the California League Post-Season All-Star team.
- ◆ RHP Kevin Quackenbush was voted by fans as MiLB.com's Minor League Relief Pitcher of the Year.
- ◆ OF Rymer Liriano was selected to the World roster of the 2012 Futures Game.
- ◆ OF Rymer Liriano was named the No. 6 prospect in the California League by *Baseball America* following the season.
- ◆ INF Cory Spangenberg was named the No. 19 prospect in the California League by *Baseball America* following the season.

NOTABLE RANKINGS

- ◆ Lake Elsinore's 242 stolen bases were second-most in the California League and also second-most among all minor league teams across all levels.
- ◆ Lake Elsinore led the CL in innings pitched (1260.1), ERA (4.31) and WHIP (1.33).
- ◆ OF Rico Noel ranked second in stolen bases (90) and sixth in walks (62)...his 90 stolen bases were third-most among all minor league players across all levels.
- ◆ INF Tommy Medica led the CL in slugging percentage (.623) and OPS (1.029) and ranked fourth in batting average (.330) and eighth in RBI (87).
- ◆ RHP Matthew Andriese led the CL in ERA (3.58), ranked tied for third in WHIP (1.22), tied for fourth in wins (10), ninth in innings pitched (146.0) and fifth in strikeouts (131).
- ◆ RHP Burch Smith ranked among CL leaders in walks/hits per innings pitched (2nd, 1.20), strikeouts (T4th, 137), wins (T4th, 10) and ERA (7th, 3.85).

2012 LAKE ELSINORE STORM BATTING STATISTICS

PLAYER	AVG	G	AB	R	H	2B	3B	HR	RBI	BB	IBB	SO	SB	CS	OBP	SLG	OPS	SF	SAC	HP	GDP	E
Altman, Bryan	.182	6	22	2	4	1	0	1	2	0	0	5	1	0	.182	.364	.545	0	0	0	2	1
Belnome, Vince	.571	4	14	2	8	3	0	1	7	3	0	2	0	0	.647	1.000	1.647	0	0	0	0	0
Bisson, Chris	.288	131	472	76	136	17	5	3	46	35	0	91	43	13	.334	.364	.698	5	4	0	7	32
Carmon, Stephen	.167	3	6	1	1	0	0	0	1	1	0	2	0	0	.375	.167	.542	0	0	1	0	0
Domoromo, Luis	.219	95	351	34	77	16	2	3	36	22	0	89	9	2	.267	.302	.569	3	0	2	2	7
Gabella, Cody	.333	1	3	0	1	0	0	0	0	0	0	1	0	0	.333	.333	.667	0	0	0	0	0
Gale, Rocky	.180	14	50	3	9	1	0	1	6	1	0	8	1	0	.196	.260	.456	0	1	0	3	3
Gomez, Jairo	.400	5	5	0	2	0	0	0	1	0	0	1	0	0	.500	.400	.900	0	1	1	0	0
Grandal, Yasmani	.000	2	7	0	0	0	0	0	0	1	0	3	0	0	.125	.000	.125	0	0	0	0	0
Guinn, B.J.	.227	14	44	4	10	0	0	0	2	2	0	7	0	2	.277	.227	.504	0	0	1	4	2
Kotsay, Mark	.000	1	4	0	0	0	0	0	0	0	0	0	0	0	.000	.000	.000	0	0	0	0	0
Kral, Robert	.315	22	54	6	17	5	0	3	9	11	0	13	0	1	.426	.574	1.001	2	0	1	1	3
Liriano, Rymer	.298	74	282	41	84	22	2	5	41	21	2	69	22	7	.360	.443	.803	3	0	8	9	3
McElroy, Casey	.327	58	226	44	74	13	1	5	36	27	1	32	1	1	.402	.460	.863	1	2	2	3	10
Medica, Tommy	.330	93	355	65	117	37	5	19	87	41	1	86	1	1	.406	.623	1.029	3	0	7	8	4
Miller, Justin	.311	92	360	64	112	15	4	12	71	40	0	81	17	7	.385	.475	.860	6	0	7	6	14
Noel, Rico	.270	134	514	79	139	14	2	0	30	62	2	151	90	23	.357	.305	.663	1	8	8	5	7
O'Dowd, Chris	.310	8	29	4	9	1	0	0	2	1	0	8	2	0	.333	.345	.678	0	0	0	0	2
Powers, Connor	.239	96	343	38	82	18	1	10	50	30	1	102	3	0	.303	.385	.688	3	0	3	10	7
Quentin, Carlos	.429	4	14	3	6	1	0	1	5	0	0	2	0	0	.467	.714	1.181	0	0	1	0	0
Rodriguez, Eddy	.223	87	328	37	73	13	0	13	36	19	0	100	2	1	.269	.381	.650	3	0	3	3	12
Rodriguez, Jeremy	.220	20	50	5	11	0	0	0	2	8	0	9	1	0	.328	.220	.548	0	1	0	4	0
Roof, Jonathan	.333	6	21	3	7	2	0	0	1	1	0	1	0	0	.364	.429	.792	0	0	0	0	0
Spangenberg, Cory	.271	98	384	53	104	12	8	1	40	26	1	72	27	9	.324	.352	.675	4	6	6	4	10
Stubblefield, Tyler	.135	13	37	6	5	1	0	1	5	2	0	8	0	0	.220	.243	.463	0	0	2	1	2
Tate, Donovan	.247	55	178	28	44	6	2	0	7	38	0	56	11	9	.391	.303	.694	0	1	4	1	5
Williams, Everett	.242	105	397	38	96	25	4	5	50	28	0	112	9	4	.288	.363	.651	5	2	0	6	4
Wing, Michael	.228	91	311	35	71	21	5	5	37	12	1	69	2	3	.267	.376	.643	4	3	6	12	12
TEAM TOTAL	.267	140	4862	671	1299	244	41	89	610	432	9	1181	242	83	.332	.389	.721	43	29	63	91	156

2012 LAKE ELSINORE STORM PITCHING STATISTICS

PLAYER	W	L	ERA	G	GS	CG	SHO	SV	SVO	IP	H	R	ER	HR	HB	BB	SO	BK	WP	AVG
Andriese, Matthew	10	8	3.58	27	26	0	0	0	0	146.0	140	72	58	9	4	38	131	1	10	.252
Branham, Matt	8	3	3.72	41	14	0	0	1	1	111.1	103	51	46	9	4	32	102	1	4	.246
Carvajal, Yefri	1	3	6.97	34	0	0	0	0	0	51.2	58	49	40	11	5	26	26	1	4	.282
Fetter, Chris	0	2	4.35	3	3	0	0	0	0	10.1	13	8	5	2	0	6	6	0	1	.295
Franklin, Chris	4	3	4.71	27	0	0	0	0	0	42.0	48	25	22	3	2	21	37	0	6	.284
Gigliotti, Jeremy	1	1	3.38	14	0	0	0	0	0	16.0	21	6	6	2	3	3	12	0	2	.333
Gomez, Jairo	0	0	0.00	1	0	0	0	0	0	1.0	0	0	0	0	0	0	0	0	0	.000
Gonzalez, Greg	0	1	3.15	39	0	0	0	0	2	54.1	42	19	19	7	1	23	62	1	6	.212
Haney, Chris	1	1	5.30	22	0	0	0	0	1	35.2	44	30	21	3	4	9	30	0	2	.297
Hardy, Mark	2	5	5.62	13	7	0	0	0	1	49.2	70	42	31	10	3	9	47	0	5	.320
Ibarra, Jeff	0	0	1.74	9	0	0	0	0	0	10.1	11	3	2	0	0	0	12	0	0	.262
Jackson, Matt	5	4	5.08	16	16	0	0	0	0	85.0	105	50	48	10	3	14	49	0	2	.305
Lara, Alexis	1	1	2.25	12	0	0	0	0	0	16.0	9	4	4	1	1	4	15	0	0	.164
Lara, Robert	1	0	1.72	10	0	0	0	0	0	15.2	13	7	3	1	0	5	11	0	1	.228
Lazzaroni, Dan	0	0	20.25	3	0	0	0	0	0	1.1	5	3	3	1	0	1	1	0	0	.500
Lollis, Matt	0	7	6.83	12	11	0	0	0	0	58.0	77	51	44	8	6	29	50	1	3	.329
Miller, Justin	0	0	36.00	1	0	0	0	0	0	1.0	3	4	4	0	1	1	0	0	0	.500
O'Grady, Dennis	3	1	3.38	19	0	0	0	0	0	26.2	23	14	10	2	2	13	31	0	2	.232
Paz, Uber	0	0	4.50	1	0	0	0	0	0	2.0	4	4	1	1	0	0	3	0	0	.364
Pope, Mark	7	8	6.13	30	20	0	0	0	0	111.2	133	82	76	18	6	34	58	0	7	.295
Quackenbush, Kevin	3	2	0.94	52	0	0	0	27	30	57.2	42	9	6	1	0	22	70	0	3	.205
Quigley, Ryan	4	6	4.58	51	0	0	0	3	6	78.2	62	44	40	9	7	31	90	0	6	.215
Roach, Donn	5	1	1.74	8	7	0	0	0	0	46.2	41	15	9	1	4	11	44	0	3	.233
Smith, Burch	9	6	3.85	26	26	0	0	0	0	128.2	127	62	55	11	7	27	137	0	4	.256
Stauffer, Tim	0	1	3.38	4	4	0	0	0	0	13.1	15	5	5	0	0	2	11	0	0	.283
Street, Huston	0	0	9.00	2	2	0	0	0	0	2.0	1	2	2	1	0	1	1	0	0	.143
Sullivan, Jerry	4	5	4.20	49	3	0	0	2	6	81.1	86	42	38	8	4	12	82	0	7	.275
Thatcher, Joe	0	0	0.00	1	1	0	0	0	0	1.0	0	0	0	0	0	0	1	0	0	.000
Wilkes, Chris	0	2	10.13	4	0	0	0	0	2	5.1	10	6	6	0	0	1	5	1	3	.435
Team Total	69	71	4.31	140	140	0	8	33	49	1260.1	1306	709	603	129	67	375	1124	6	81	.267



SHAWN WOOTEN MANAGER

- ◆ Shawn Wooten enters his fourth season with the Padres and his second as manager of Single-A Lake Elsinore after joining the Storm in 2012...served in the same capacity for Single-A Fort Wayne in 2011.
- ◆ In his first year with the Storm, managed Lake Elsinore to the California League playoffs, but fell short in the South Division preliminaries to the Lancaster JetHawks (Astros).
- ◆ Managed the TinCaps to the second round of the Midwest League playoffs in 2011...earned their playoff spot with a win on the last day of the regular season.
- ◆ Made his coaching debut as the hitting coach for Short-Season Eugene in 2010.
- ◆ Selected by the Detroit Tigers in the 18th round of the 1993 First-Year Player Draft...led the Appalachian League in batting average (.350) and slugging percentage (.576) in 1993.
- ◆ Made his Major League debut in 2000 with Anaheim...had his first full season with the Angels in 2001 being named as catcher to *Baseball Digest's* 2001 Rookie All-Star Team and Topps Major League Rookie All-Star Team after hitting .312 with eight homers and 32 RBI in 79 games.
- ◆ Helped the Angels to a 2002 World Series Championship...batted .474 (9-for-19) overall in the postseason which was third best among playoff hitters.
- ◆ Was a .272 (182 for 669) career hitter with 18 homers and 86 RBI over parts of six seasons with Anaheim (2000-03), the Philadelphia Phillies (2004) and Boston Red Sox (2005).
- ◆ Inducted into Cedar Rapids Baseball Hall of Fame in January of 2002.
- ◆ Graduated from South Hills High School in West Covina (CA) in 1990.
- ◆ Born July 24, 1972, Wooten resides in Plymouth, Minn. with his wife, Marissa, their two daughters and one son.



BRIAN LAWRENCE

PITCHING COACH

- ◆ Brian Lawrence rejoins the Padres organization as pitching coach for Single-A Lake Elsinore in 2013.
- ◆ Prior to joining the Storm's staff, made his coaching debut in 2012 as pitching coach for the Normal CornBelters of the independent Frontier League.
- ◆ The right-hander enjoyed a playing career that spanned 14 professional seasons, including parts of nine with the Padres organization.
- ◆ Originally signed by San Diego as a 17th-round selection in the 1998 First-Year Player Draft, Lawrence played in parts of six Major League seasons with the Padres (2001-05)

and New York Mets (2007)...over his Big League career, he went 50-63 with a 4.19 ERA (448 ER/963.0 IP) over 168 games, 152 starts...in his Padre career alone from 2001-05, he went 49-61 with a 4.10 ERA (426 ER/934.0 IP) in 162 games, 146 starts...made his Major League debut for the Padres in 2001, and went 12-12 with a 3.69 ERA (86 ER/210.0 IP) over 35 games, 31 starts, in his first full Big League season in 2002.

◆ Over his minor league career, went 66-48 with a 3.94 ERA (414 ER/944.2 IP) in 160 games, 156 starts, spending his final professional season with Triple-A Salt Lake in the Los Angeles Angels organization in 2011.

◆ A native of Fort Collins, Colo., Lawrence resides in nearby Poway, Calif., with his wife, Maripat and two daughters, Quinn and Bryce.



DAVID NEWHAN

HITTING COACH

- ◆ David Newhan returns for his third season coaching for Single-A Lake Elsinore after making his official coaching debut in 2012...joined the Storm in 2011 and assumed coaching duties mid-season.

◆ Originally signed as a 17th-round selection by the Oakland Athletics out of Pepperdine University in the 1995 First-Year Player Draft...hit .253 (249-for-986) with 37 doubles, 10 triples, 23 home runs, 120 RBI, 148 runs scored and 29 stolen bases in 413 games played over parts of eight Major League seasons with the Padres (1999-2000), Philadelphia Phillies (2000-01), Baltimore Orioles (2004-06), New York Mets (2007) and Houston Astros (2008).

◆ The former second baseman was acquired by the Padres in November of 1997 and played parts of three seasons for San Diego, making his Big League debut for the Padres in 1999.

◆ Played 14 seasons total professionally, also making stints with the Oakland A's (1995-97) and Colorado Rockies (2003), Texas Rangers (2004) organizations.

◆ Over his minor league career, hit .289 (1064-for-3687) in 993 games played.

◆ Is the son of former *Long Beach Press-Telegram* and *Los Angeles Times* columnist, Ross Newhan, winner of the 2000 J.G. Taylor Spink Award by the National Baseball Hall of Fame.

◆ A native of Fullerton, Calif., he now resides with his family in Southern California.



WILL SINON

ATHLETIC TRAINER

- ◆ Will Sinon is in his seventh season as Lake Elsinore's athletic trainer and 16th overall in San Diego's system.

◆ Earned California League Trainer of the Year honors for the 2008 campaign.

◆ Spent the 2006 season as athletic trainer at Triple-A Portland...served in the same capacity for Double-A Mobile from 2003-05, earning Southern League Trainer of the Year honors in 2003.

◆ Joined the Padres organization in 1998 as athletic trainer at Rookie-level Peoria and held that position through the 1999 season...also athletic trainer for the Pioneer League Champion

Idaho Falls club in 2000 and Single-A Fort Wayne from 2001-02.

◆ Is a Certified Athletic Trainer and Certified Strength and Conditioning Specialist (CSCS)...graduated from the University of La Verne with a degree in Physical Education.

◆ Born June 7, 1974, Sinon and his wife Amy, daughter Emily and son Matthew reside in Ladera Ranch, Calif.

FORT WAYNE TINCAPS



MIDWEST LEAGUE (SINGLE-A) EASTERN DIVISION

2012 RECORD: 69-71 (.493)

2012 FINISH: 7th (1st half); 3rd (2nd half)

PRESIDENT/GM: Mike Nutter

P.R. CONTACT: Mke Couzens

PHONE/FAX: 260-482-6400/260-471-4678

WEBSITE: www.TinCaps.com

PADRES AFFILIATE SINCE: 1999

BALLPARK INFO:

Parkview Field

Built in 2009 ~ Capacity 8100

1301 Ewing Street

Fort Wayne, IN 46802

AWARDS & HIGHLIGHTS

- ◆ On 9/18/12, the Padres extended their Player Development Contract with Fort Wayne through 2014.
- ◆ The TinCaps won the Eastern Division title but lost in the Midwest League championship to the Wisconsin Timber Rattlers (Brewers).
- ◆ OF Yelson Asencio won the Midwest League batting title with a .323 average...became the first player in the club's 20-year history to win the title (Sean Burroughs hit .359 in 1999 but didn't win it).
- ◆ RHP Adys Portillo, LHP Frank Garces, C Austin Hedges and INF Jace Peterson were all named to the Midwest League All-Star Team...Portillo was the winning pitcher in an 18-1 victory for the Eastern Division.
- ◆ RHP Matt Stites was named to the Low-A All-Star squad and Manager Jose Valentin was named Low-A Manager of the Year by *Baseball America* after the season.
- ◆ Hedges was named the No. 7, RHP Matt Wisler the No. 9, Portillo the No. 18 and Peterson the No. 19 prospect in the Midwest League by *Baseball America* following the season.
- ◆ Portillo set a franchise-record for best ERA in a season of more than 75.0 IP with his 1.87 ERA in 2012...RHP Matt Stites also set a club-record for best ERA among pitchers with at least 45.0 IP with his 0.74 ERA this past year.

NOTABLE RANKINGS

- ◆ Fort Wayne's 206 stolen bases led the Midwest League and were third-most among all minor league teams across all levels.
- ◆ RHP Matthew Wisler ranked among MWL leaders in WHIP (2nd, 1.08) and ERA (3rd, 2.53).
- ◆ INF Jace Peterson ranked among MWL leaders in stolen bases (2nd, 51), on-base percentage (6th, .378) and triples (3rd, nine). His 51 stolen bases were tied for eleventh-most among all minor league players across all levels.

NOTABLE PERFORMANCES

- ◆ RHP Matthew Stites led the TinCaps in ERA (0.74), WHIP (0.58) and saves (13) and posted a 2-0 record.
- ◆ LHP Frank Garces led the TinCaps in wins (nine), innings pitched (121.2) and games started (25) and ranked second in strikeouts (112).
- ◆ INF Jace Peterson led the TinCaps in stolen bases (51), on-base percentage (.378), walks (62), total bases (174) and triples (nine).

2012 FORT WAYNE TINCAPS BATTING STATISTICS

PLAYER	AVG	G	AB	R	H	2B	3B	HR	RBI	BB	IBB	SO	SB	CS	OBP	SLG	OPS	SF	SAC	HP	GDP	E
Adamson, Corey	.111	29	81	7	9	1	0	1	5	15	0	17	2	5	.245	.160	.405	2	2	0	3	0
Asencio, Yelson	.323	92	350	47	113	21	4	8	61	16	1	38	7	6	.353	.474	.827	7	1	4	15	6
Cabrera, Felix	.209	18	43	4	9	2	0	1	4	2	0	10	2	1	.244	.326	.570	0	1	0	2	3
Colantonio, Matthew	.255	44	141	13	36	5	1	0	11	20	0	24	1	0	.360	.305	.665	0	1	3	3	3
Dore, Jose	.333	3	12	0	4	0	0	0	0	1	0	7	0	1	.385	.333	.718	0	0	0	0	1
Gaedele, Kyle	.258	129	407	59	105	28	7	5	51	53	0	118	23	6	.351	.398	.749	3	6	7	9	3
Gallic, Mike	.273	82	300	43	82	15	2	3	32	20	1	68	21	2	.325	.367	.692	4	0	5	6	2
Guinn, B.J.	.210	19	62	4	13	0	1	0	3	4	0	18	6	0	.254	.242	.496	1	2	0	2	2
Hedges, Austin	.279	96	337	44	94	28	0	10	56	23	1	62	14	9	.334	.451	.785	4	2	7	8	12
Jankowski, Travis	.282	59	238	32	67	10	4	1	23	13	0	44	17	7	.318	.370	.687	3	1	1	4	2
Jones, Duanel	.226	113	394	51	89	26	0	5	41	37	1	99	4	4	.290	.330	.620	8	2	2	8	33
Kometani, Zach	.227	20	75	5	17	5	0	1	11	3	0	16	1	0	.253	.333	.586	1	1	0	2	2
Martinez, Alberth	.129	20	62	8	8	4	0	0	3	4	0	14	3	0	.206	.194	.399	0	1	2	0	0
McElroy, Casey	.237	59	228	19	54	13	2	5	30	20	1	42	1	0	.305	.377	.682	4	2	4	6	9
Miller, Justin	.274	26	95	12	26	5	2	0	9	6	0	19	2	3	.324	.368	.692	0	1	1	4	2
Murphy, Clark	.164	17	61	9	10	0	0	1	4	5	0	24	2	0	.239	.213	.452	0	1	1	2	1
Na, Kyung-Min	.130	20	69	6	9	2	2	0	5	6	0	20	0	2	.208	.217	.425	1	4	1	0	1
O'Dowd, Chris	.167	3	6	1	1	0	0	0	0	3	0	1	0	0	.444	.167	.611	0	0	0	0	0
Orr, Lee	.211	79	270	41	57	17	3	11	41	32	1	112	14	5	.300	.419	.718	2	0	3	6	6
Peterson, Jace	.286	117	444	78	127	23	9	2	48	62	0	63	51	13	.378	.392	.770	2	8	5	4	28
Powers, Connor	.048	6	21	2	1	0	0	0	0	2	0	6	0	1	.130	.048	.178	0	0	0	0	1
Rodriguez, Jeremy	.000	2	4	1	0	0	0	0	0	1	0	1	0	0	.200	.000	.200	0	0	0	0	1
Stokes, Mykal	.182	4	11	0	2	0	0	0	0	1	0	2	0	0	.250	.182	.432	0	1	0	0	0
Stubblefield, Tyler	.252	84	278	38	70	16	1	5	29	42	1	50	17	4	.369	.371	.740	2	3	11	4	14
Tate, Donovan	.207	52	193	26	40	6	0	1	21	22	0	62	10	5	.294	.254	.547	1	1	2	6	5
Whitmore, Travis	.277	115	411	56	114	22	7	4	47	48	3	94	8	6	.356	.394	.750	2	5	3	6	7
TEAM TOTAL	.252	140	4593	606	1157	249	45	64	535	461	10	1031	206	80	.325	.368	.693	47	46	62	100	173

SCOUTING & PLAYER DEVELOPMENT

2012 FORT WAYNE TINCAPS PITCHING STATISTICS

PLAYER	W	L	ERA	G	GS	CG	SHO	SV	SVO	IP	H	R	ER	HR	HB	BB	SO	BK	WP	AVG
Barbato, Johnny	6	1	1.84	48	0	0	0	3	6	73.1	52	23	15	4	2	31	84	0	4	.195
Cabrera, Erik	2	2	3.33	5	5	0	0	0	0	24.1	17	15	9	3	0	10	20	1	1	.183
Cropper, Daniel	5	1	4.28	43	0	0	0	8	10	48.1	53	25	23	4	3	12	49	2	1	.279
De La Cruz, Luis	5	5	3.78	48	0	0	0	0	0	69.0	51	36	29	3	13	37	52	1	4	.212
Eisenbach, Robert	0	3	5.33	25	0	0	0	1	4	27.0	29	20	16	1	3	19	18	0	1	.266
Fetter, Chris	0	1	2.20	6	3	0	0	0	1	16.1	17	7	4	0	1	6	13	0	2	.283
Garces, Frank	9	6	2.81	25	25	0	0	0	0	121.2	102	51	38	3	1	55	112	2	4	.233
Gigliotti, Jeremy	0	0	0.00	2	0	0	0	0	0	1.0	0	0	0	0	1	1	1	0	0	.000
Hancock, Justin	0	4	6.95	13	2	0	0	0	1	33.2	44	31	26	3	1	20	23	0	1	.312
Haney, Chris	0	2	15.75	3	0	0	0	0	2	4.0	9	8	7	1	1	4	8	0	1	.429
Hebner, Cody	7	7	5.01	25	20	0	0	1	1	109.2	108	63	61	5	4	50	110	1	7	.258
Jones, James	4	5	3.98	28	0	0	0	0	2	54.1	56	26	24	7	1	15	43	0	5	.268
Kelly, Michael	0	2	7.53	7	0	0	0	0	0	14.1	18	14	12	0	1	18	14	0	5	.316
Mejia, Ruben	2	6	4.29	22	15	1	0	0	1	79.2	83	40	38	7	3	33	61	2	2	.268
Needy, James	6	3	1.75	32	4	1	0	1	1	87.1	71	20	17	1	5	25	68	1	2	.220
O'Grady, Dennis	4	1	4.73	24	0	0	0	0	0	51.1	54	32	27	4	1	23	49	1	5	.277
Portillo, Adys	6	6	1.87	18	18	0	0	0	0	91.2	54	30	19	3	3	45	81	1	13	.169
Ramirez, Yordany	1	0	4.09	6	0	0	0	0	0	11.0	8	5	5	2	1	4	5	0	1	.200
Rea, Colin	5	10	4.11	31	19	0	0	0	2	103.0	106	61	47	9	8	47	80	0	8	.268
Ross, Joseph	0	2	6.26	6	6	0	0	0	0	27.1	33	21	19	2	0	11	27	0	0	.297
Sarria, Daniel	0	0	10.45	10	0	0	0	1	2	10.1	15	12	12	2	2	2	10	1	0	.341
Stites, Matthew	2	0	0.74	42	0	0	0	13	16	48.2	25	7	4	4	1	3	60	1	2	.148
Stubblefield, Tyler	0	0	6.00	1	0	0	0	0	0	3.0	5	2	2	1	0	0	0	0	0	.357
Whitmore, Travis	0	0	36.00	1	0	0	0	0	0	1.0	6	4	4	2	0	0	0	0	0	.667
Wisler, Matthew	5	4	2.53	24	23	1	1	0	0	114.0	95	39	32	1	5	28	113	2	5	.227
Team Total	69	71	3.59	140	140	3	11	28	49	1225.1	1111	592	489	72	61	499	1101	16	74	.242



JOSÉ VALENTIN MANAGER

- ◆ José Valentin returns for his second season as manager of the TinCaps after returning to the Padres organization and making his managerial debut with Fort Wayne in 2012.
- ◆ In his first season as manager of the TinCaps led the club to the Midwest League playoffs, winning the Eastern Division title before falling short to Wisconsin (Brewers) in the League championship series.
- ◆ Following the 2012 season was named Low-A Manager of the Year by *Baseball America*, after guiding a TinCaps club that finished 31-39 (.443) in the first half of the season to a 38-32 (.543) second half record and Midwest League playoff berth.
- ◆ The former Major League infielder was first signed by the Padres as a non-drafted free agent in October of 1986, playing parts of five seasons in the Padres system before being traded in March of 1992 in a five-player deal with Milwaukee which sent INF Gary Sheffield to San Diego.
- ◆ Played parts of 16 Major League seasons with the Milwaukee Brewers (1992-99), Chicago White Sox (2000-04), Los Angeles Dodgers (2005) and New York Mets (2006-07)...posted a .243 (1348-for-5539) batting average in his Big League career with 302 doubles, 41 triples, 249 home runs, 816 RBI, 872 runs scored and 136 stolen bases in 1,678 games played.
- ◆ Was the Chicago White Sox nominee for the Roberto Clemente Award from 2001-04.
- ◆ After retiring from Major League Baseball, served as an instructor at the Puerto Rico Baseball Academy and High School in Gurabo, Puerto Rico where his son, Jesmuel Valentin Diaz, attended before being signing with the Los Angeles Dodgers as a compensation round selection (51st overall) of the 2012 First-Year Player Draft.
- ◆ Graduated from Fernando Callejo High School in Manati, Puerto Rico in 1987 where he played volleyball, baseball and basketball.
- ◆ Brother of former Major Leaguer Javier Valentin, who played for the Fort Wayne Wizards in 1995.
- ◆ Born October 12, 1969 in Manati, Puerto Rico where he resides with his wife, Ilka, and their two sons, Jesmuel and Yomar and daughter, Joveliz.



BURT HOOTON

PITCHING COACH

- ◆ Burt Hooton joins the Padres organization in 2013 as pitching coach for Single-A Fort Wayne.
- ◆ Previously served as pitching coach for the Houston Astros Triple-A affiliate for the past eight seasons in both Oklahoma City (2001-12), and Round Rock (2005-10)...also spent parts of five seasons (2000-04) as the Major League pitching coach for the Astros.
- ◆ Also served as pitching coach for the Round Rock Express in 2000 after three seasons as the pitching coach for the University of Texas, his alma mater, from 1997-99.
- ◆ Began his coaching career with Single-A Salem from 1988-89...later served as the pitching coach for Double-A San Antonio with the Dodgers organization from 1990-94 and coached the

1995-96 seasons with Triple-A Albuquerque.

- ◆ Played in the Majors Leagues for parts of 15 seasons with the Chicago Cubs (1971-75), Los Angeles Dodgers (1975-84) and Texas Rangers (1985).
- ◆ On April 16, 1972, as a 22-year-old rookie in his fourth Big League start over two seasons, he tossed a no-hitter for the Cubs against Philadelphia.
- ◆ Over his 15 Big League seasons, he compiled a 151-136 (.526) record with a 3.38 ERA (996 ER/2652.0 IP) and 1,491 strikeouts against 799 walks in 480 games, 377 starts.
- ◆ Named a National League All-Star in 1981 with the Dodgers, Hooton also finished second in Cy Young Award voting in 1978 for Los Angeles, a year in which he went 19-10 with a 2.71 ERA (71 ER/236.0 IP) over 32 starts with 10 complete games.
- ◆ Over 11 postseason starts, he was 6-3 with a 3.17 ERA (21 ER/59.2 IP), including 3-3 in six World Series outings...was the winning pitcher in the clinching Game Six of the 1981 World Series for the Dodgers over the Yankees, and finished the 1981 4-1 with a 0.82 ERA (3 ER/33.0 IP) over five starts.
- ◆ Selected by the Chicago Cubs in the secondary phase of the 1971 Draft and made his Major League debut nine days later, fanning his first batter faced in Lou Brock...set a Cubs rookie record by striking out 15 batters in a game later that season.
- ◆ Resides in San Antonio with his wife, Ginger...the couple has two grown children...nickname "Happy" Hooton from his former manager, Tommy Lasorda, because he seldom looked as if he were happy.



MORGAN BURKHART

HITTING COACH

- ◆ Morgan Burkhardt joins the Padres organization as hitting coach for Single-A Fort Wayne.
- ◆ Prior to joining the Padres, Burkhardt spent the previous seven coaching in the Independent Leagues, most recently as manager of the Windy City Thunderbolts of the Frontier League in 2012.
- ◆ Began his coaching career as hitting coach for the Calgary Vipers in 2007, continuing in that capacity through 2008 before being named Manager of the Vipers for the 2009 season...in his managerial debut season with the Vipers, led the team to a league-best 49-27 record and the Golden Baseball League championship...over three seasons (2009-11) total as manager of Calgary, the club went 155-95.

- ◆ Began his professional playing career as an undrafted free agent in the Frontier League in 1995, playing for the Richmond Roosters from 1995-98...was named Most Valuable Player of the league his last three seasons with Richmond from 1996-98...named *Baseball America's* Independent Player of the Year in 1998 after winning the Frontier League triple crown with a .404 average, 36 homers and 98 RBI, with his 36 homers setting a league and modern Independent League record.
- ◆ Also set Frontier League records in average, RBI, runs (97), extra-base hits (55), slugging percentage (.557).
- ◆ Was named the 1999-2000 Mexican League MVP after leading the league in RBI (55), on-base percentage (.461) and slugging percentage (.591).
- ◆ Played in parts of three Major League seasons with the Boston Red Sox (2000-01) and Kansas City Royals (2003), hitting .248 (30-for-121) with five home runs, 23 RBI and 20 runs scored in 42 games played.
- ◆ A native of St. Louis, Mo., he graduated from Hazelwood West (Mo.) high school in 1990 and attended the University of Central Missouri where he was a member of the 1994 NCAA Division II National Championship team...served as an assistant coach for Central Missouri State in 1995.



RICKY HUERTA

ATHLETIC TRAINER

- ◆ Ricky Huerta enters his fourth season with the Padres, having joined the organization in 2009...2013 will mark his first season with Single-A Fort Wayne.
- ◆ Interned with the Padres in 2008 under head athletic trainer for the Major League club, Todd Hutcheson.
- ◆ Received his Bachelors degree in Athletic Training from the University of La Verne.
- ◆ Born December 8, 1985 in Los Angeles, Calif., Huerta now resides in El Cajon, Calif. with his wife, Brittany, daughter, Juliana and son, Jayden.

SCOUTING & PLAYER DEVELOPMENT

EUGENE EMERALDS



NORTHWEST LEAGUE (SHORT-A) SOUTH DIVISION

2012 RECORD: 47-29 (.618)

2012 FINISH: 2nd (1st half), 2nd (2nd half)

GENERAL MANAGER: Allan Benavides

P.R. CONTACT: Matt Dompe

PHONE/FAX: 541-342-5367/541-342-6089

WEBSITE: www.emeraldsbaseball.com

PADRES AFFILIATE SINCE: 2001

BALLPARK INFO:

PK Park

Built in 2009 ~ Capacity 4,000+

2760 Martin Luther King Blvd.

Eugene, OR 97401

AWARDS & HIGHLIGHTS

- ◆ On 9/12/12, the Padres extended their Player Development Contract with Eugene through 2014.
- ◆ RHP Joe Ross was named the No. 4 prospect in the Northwest League by *Baseball America* following the season.
- ◆ C Dane Phillips was named the No. 14 prospect in the Northwest League by *Baseball America* following the season.
- ◆ OF Jeremy Baltz was named the No. 18 prospect in the Northwest League by *Baseball America* following the season.

NOTABLE RANKINGS

- ◆ Eugene led the Northwest League in walks (329) and ranked third in stolen bases (83).
- ◆ The Emeralds pitching staff led the league in ERA (3.00), innings pitched (683.0) strikeouts (647) and WHIP (1.25) and ranked tied for second in saves (23).
- ◆ OF Jeremy Baltz ranked among NWL leaders in RBI (T4th, 43), runs (T4th, 44) and on-base percentage (T7th, .375).
- ◆ INF Maxx Tissenbaum (.403) and OF Ronnie Richardson (.396) finished third and fourth in on-base percentage, respectively.
- ◆ RHP Justin Hancock ranked among NWL leaders in ERA (3rd, 1.61), WHIP (4th, 1.03) and strikeouts (4th, 66).

2012 EUGENE EMERALDS BATTING STATISTICS

PLAYER	AVG	G	AB	R	H	2B	3B	HR	RBI	BB	IBB	SO	SB	CS	OBP	SLG	OPS	SF	SAC	HP	GDP	E
Adams, Brian	.321	12	28	7	9	2	0	3	7	4	0	12	4	1	.406	.714	1.121	0	0	0	1	0
Adamson, Corey	.240	66	233	26	56	9	4	1	24	25	0	48	15	9	.327	.326	.653	0	4	5	1	7
Baltz, Jeremy	.281	70	263	44	74	16	2	5	43	33	0	43	12	2	.375	.414	.789	1	2	7	3	2
Blanco, Felipe	.000	3	6	0	0	0	0	0	0	0	0	3	0	0	.000	.000	.000	0	0	0	0	1
Burke, Chris	.231	41	121	11	28	5	1	1	9	17	0	36	5	3	.333	.314	.647	3	1	3	4	12
Cabrera, Felix	.243	15	37	6	9	3	0	2	10	2	0	9	0	0	.300	.486	.786	0	0	1	1	3
Carmon, Stephen	.275	49	167	28	46	6	4	1	9	27	0	21	9	3	.383	.377	.760	0	5	2	3	13
Charles, Eric	.185	10	27	1	5	0	0	0	2	1	0	7	0	2	.267	.185	.452	0	0	2	1	1
Colon, Alexi	.182	32	66	9	12	4	0	2	14	13	0	20	1	0	.325	.333	.658	0	0	1	1	2
Daal, Rodney	.288	21	66	5	19	3	1	0	8	7	0	8	1	0	.351	.364	.715	1	2	0	1	1
Del Castillo, Miguel	.043	9	23	2	1	0	0	0	1	1	0	8	0	0	.083	.043	.127	0	0	0	0	1
Dore, Jose	.143	2	7	0	1	0	0	0	0	0	0	4	0	0	.250	.143	.393	0	0	1	0	0
Gabella, Cody	.000	7	10	1	0	0	0	0	0	0	0	4	0	0	.000	.000	.000	0	1	0	0	1
Gomez, Jairo	.091	8	11	1	1	1	0	0	2	2	0	0	0	0	.267	.182	.448	1	0	1	1	0
Guinn, B.J.	.184	13	38	2	7	0	0	0	7	8	0	7	1	1	.319	.184	.503	1	0	0	0	8
Hagerty, Jason	.250	5	16	3	4	1	0	1	2	6	1	7	0	0	.455	.500	.955	0	0	0	0	0
Kallunki, Goose	.254	53	138	12	35	10	0	2	13	13	1	41	1	0	.331	.370	.701	0	3	3	4	9
Lopez, Yair	.429	2	7	0	3	2	0	0	2	0	0	1	1	0	.429	.714	1.143	0	0	0	0	0
Martinez, Alberth	.254	66	232	37	59	11	1	0	20	23	1	38	9	4	.324	.310	.635	0	3	1	1	1
Moreno, Edwin	.067	6	15	1	1	0	0	1	2	2	0	4	0	0	.176	.267	.443	0	1	0	1	1
Murphy, Clark	.267	23	60	8	16	3	0	2	9	7	0	23	0	0	.362	.417	.779	0	0	2	1	0
O'Dowd, Chris	.104	26	48	3	5	0	1	0	2	11	0	16	0	0	.267	.146	.413	1	1	0	0	1
Phillips, Dane	.226	69	234	33	53	17	0	4	30	38	2	53	4	2	.327	.350	.678	6	2	0	6	2
Quintana, Gabriel	.230	16	61	2	14	2	0	1	8	1	0	18	0	0	.234	.311	.546	2	0	0	3	5
Richardson, Ronnie	.233	52	159	29	37	9	2	2	16	27	0	40	10	2	.396	.352	.748	0	5	16	0	2
Roof, Jonathan	.205	26	88	8	18	1	0	0	6	13	2	9	1	3	.317	.216	.533	1	0	2	3	4
Smith, Mallex	.188	10	32	6	6	0	0	1	5	6	0	8	4	1	.333	.281	.615	0	2	1	0	1
Stevens, River	.241	49	170	23	41	7	0	0	17	15	1	22	3	2	.303	.282	.585	0	4	0	2	13
Tissenbaum, Maxx	.296	47	169	26	50	5	0	3	29	27	0	14	2	1	.403	.379	.782	4	2	6	5	1
TEAM TOTAL	.241	76	2533	334	610	117	16	32	297	329	8	525	83	36	.338	.338	.676	21	38	54	43	99

2012 EUGENE EMERALDS PITCHING STATISTICS

PLAYER	W	L	ERA	G	GS	CG	SHO	SV	SVO	IP	H	R	ER	HR	HB	BB	SO	BK	WP	AVG
Adamson, Corey	0	0	10.80	4	0	0	0	0	0	3.1	5	6	4	1	1	5	4	0	0	.333
Alger, Brandon	4	1	2.32	15	5	0	0	0	0	42.2	39	12	11	0	0	6	36	0	0	.242
Chabot, Matthew	0	0	2.17	25	0	0	0	2	2	29.0	23	7	7	0	2	11	23	0	3	.219
Church, Joe	4	2	3.54	25	0	0	0	0	0	28.0	24	15	11	0	3	15	35	0	4	.226
Fetter, Chris	0	0	2.08	6	6	0	0	0	0	17.1	13	5	4	2	0	5	11	0	1	.200
Gabella, Cody	0	0	0.00	1	0	0	0	0	0	0.1	0	0	0	0	0	1	1	0	0	.000
Guerrero, Tayron	0	1	3.38	4	4	0	0	0	0	13.1	10	6	5	0	1	12	11	0	6	.227
Hancock, Justin	5	2	1.61	15	14	0	0	0	0	72.2	52	17	13	3	3	23	66	0	7	.203
Haney, Chris	1	0	3.60	9	0	0	0	0	0	10.0	8	4	4	0	1	4	9	0	2	.216
Hardy, Mark	0	0	3.00	2	0	0	0	0	0	3.0	5	1	1	0	0	2	3	0	0	.357
Kelly, Ryan	0	0	0.00	2	0	0	0	2	2	3.0	1	0	0	0	0	0	4	0	0	.100
Lara, Alexis	0	0	5.40	4	0	0	0	0	0	3.1	3	4	2	0	1	2	4	0	0	.231
Madrid, Roman	7	0	2.89	31	0	0	0	13	17	37.1	26	12	12	0	5	11	44	0	4	.193
Marcano, Juan	4	5	3.03	16	9	0	0	0	1	65.1	72	36	22	4	1	13	62	4	7	.280
Murphy, Clark	0	0	13.50	1	0	0	0	0	0	0.2	2	1	1	0	0	0	2	0	0	.500
Nunn, Christopher	3	0	0.57	24	0	0	0	3	4	31.1	18	2	2	0	1	19	45	0	2	.159
Ottoson, Kyle	0	2	4.82	9	5	0	0	0	0	28.0	33	19	15	3	1	7	21	0	1	.289
Paz, Uber	0	1	20.25	2	0	0	0	0	1	1.1	2	4	3	1	2	2	2	0	0	.333
Picca, Mark	4	2	4.19	25	0	0	0	0	3	43.0	40	25	20	3	1	12	36	0	4	.247
Reyes, Genison	3	2	2.61	16	3	0	0	0	1	38.0	28	18	11	3	3	22	38	0	6	.206
Reynolds, Collin	4	0	4.41	13	0	0	0	1	1	16.1	17	11	8	1	3	7	13	0	0	.262
Rodriguez, Bryan	0	1	8.31	2	2	0	0	0	0	4.1	7	10	4	0	0	3	3	0	1	.304
Ross, Joseph	0	2	2.03	8	8	0	0	0	0	26.2	16	6	6	1	1	9	28	0	3	.178
Sarria, Daniel	0	0	0.00	3	0	0	0	0	0	3.1	1	0	0	0	0	1	5	1	0	.091
Schrader, Adam	0	0	0.00	1	0	0	0	0	0	3.2	2	0	0	0	0	2	3	0	1	.154
Scott, Will	4	2	5.20	14	12	0	0	0	0	53.2	59	39	31	6	7	17	39	0	2	.273
Shepherd, Matthew	2	2	2.70	31	1	0	0	1	2	40.0	37	21	12	2	3	17	42	0	6	.239
Watt, Mike	0	0	19.29	3	1	0	0	0	0	2.1	5	7	5	0	1	2	0	0	0	.417
Wieber, Tony	1	0	1.34	32	0	0	0	1	2	40.1	23	8	6	0	2	14	43	0	1	.167
Wilkes, Chris	1	2	3.80	10	6	0	0	0	0	21.1	17	10	9	2	1	19	14	0	9	.224
Team Total	47	29	3.00	76	76	0	2	23	36	683.0	588	306	228	32	44	263	647	5	70	.230



JIM GABELLA MANAGER

◆ Jim Gabella returns for his third season in the Padres organization, and first as manager of Eugene...spent the previous two seasons as manager of the club's Rookie-Level affiliate in Peoria, AZ.

◆ Before joining the Padres, spent the previous seven seasons in the Kansas City Royals organization, most recently as the manager of the Burlington Bees from 2009-10...was the recipient of the 2006 Royals Dick Howser Award.

◆ Worked as an area scout for the Cleveland Indians from 1997-2003...also managed and coached in the Indians system for six years from 1989-94.

◆ Began his coaching career as the head baseball coach at Broward Community College in Ft. Lauderdale, FL., from 1984-85.

◆ Also served as an area scout for the Milwaukee Brewers from 1985-88 where he was responsible for signing Gary Sheffield, Brian Schnieder, Jaime Navarro and Derek Thompson.

◆ Spent the 1995-96 seasons with the Montreal Expos organization, serving as an area scout and manager.

◆ Named the New York-Penn League's Manager of the Year in 1995.

◆ Played in the Chicago White Sox and Seattle Mariners organizations, as well as for the Independent Rocky Mount Pines team in the Carolina League from 1976-80.

◆ Born March 19, 1957, Gabella and his wife, Cindi, have one son, Cody, and reside in Burlington, Iowa.

SCOUTING & PLAYER DEVELOPMENT



DAVE RAJSICH PITCHING COACH

- ◆ Dave Rajsich joins the Emeralds coaching staff in 2013 in his 14th year with the Padres organization...had spent the previous two years with the club's Rookie-Level affiliate in Peoria, AZ.
- ◆ Before returning to Peoria in 2011, spent the 2010 season as the pitching coach for Single-A Lake Elsinore and was named the California League Coach of the Year after the Storms pitching staff led the league in ERA (3.83), WHIP (1.30) and allowed the least amount of hits and home runs...also coached RHP Brad Brach to CL Pitcher of the Year honours after he set the league record with 41 saves.
- ◆ Joined the San Diego system in 2000 as pitching coach at Double-A Mobile, a position he held through the 2001 season...has also served as pitching coach at Triple-A Portland (2002), Short-A Eugene (2003-04, 2008), Single-A Lake Elsinore (2005, 09-10) and Rookie-level Peoria (2006-07) during his tenure with the organization.
- ◆ Prior to joining the Padres, served as a pitching coach in Pittsburgh's minor league system for eight seasons from 1992-99...handled the staffs at Single-A Augusta (1992), Single-A Salem (1993-94), Double-A Carolina (1995, 1998), Triple-A Calgary (1996-97) and Rookie-level Bradenton (1999).
- ◆ Began his coaching career with Milwaukee as pitching coach at Single-A Beloit for the 1990-91 seasons.
- ◆ Signed as a free agent by the New York Yankees in November of 1974...made his Big League debut in 1978 and went 3-4 with two saves and a 4.60 ERA in 55 career games (six starts) over parts of three Major League seasons with the Yankees (1978) and Texas Rangers (1979-80)...also appeared in 23 games with the Hiroshima Carp in 1984.
- ◆ Born September 28, 1951, Rajsich resides in Goodyear, Ariz.



IVAN CRUZ HITTING COACH

- ◆ Ivan Cruz enters his fourth season with the Padres organization and first with Eugene after spending the previous three campaigns with the club's Rookie-Level affiliate in Peoria, AZ.
- ◆ During his time as hitting coach for the Peoria Padres in 2012, the club posted the third-best average (.275) in the Arizona Summer League, while also ranking third in hits (540) and RBI (295).
- ◆ Made his managerial debut with Peoria in 2010 in his first season with the Padres...also served as the club's hitting coach in 2011.
- ◆ Selected by the Detroit Tigers in the 28th-round of the 1989 First-Year Player Draft, Cruz spent parts of four Major League seasons with the New York Yankees (1997), Pittsburgh Pirates (1999-2000) and St. Louis Cardinals (2002), batting .273 (15-for-55) over his career.
- ◆ Was a .275 (1539-for-5604) career hitter over 15 seasons in the minor leagues, Japan leagues, Mexico leagues and Puerto Rico winter leagues with 300 home runs and 1084 RBI in 1569 games.
- ◆ In 2002, led all minor leaguers with 35 home runs for Triple-A Memphis.
- ◆ Ran his own business as a hitting & fielding instructor from 2004-07.
- ◆ Was Manager of the US Military All-Stars Tour Team in 2008 and 2009.
- ◆ Graduated from Colegio Santiago Apostol High School in Puerto Rico...also played for Jacksonville University.
- ◆ Born May 3, 1968 in Fajardo, Puerto Rico, Cruz resides in Ponte Verda Beach, Fla...has one daughter, Ivana.



MITCH MATTOON ATHLETIC TRAINER

- ◆ Mitch Mattoon enters his first season with the Padres organization as athletic trainer with Short-Season Eugene.
- ◆ Attended Concordia University of Irvine where he received his Bachelors degree in Athletic Training...is also a Certified Athletic Trainer.
- ◆ A native of Anaheim, Calif., he was previously the head athletic trainer at John F. Kennedy High School in La Palma, Calif., where he currently resides.

PEORIA PADRES



ARIZONA LEAGUE (ROOKIE)

2012 RECORD: 16-40 (.286)

2012 FINISH: 4th

PHONE: 623-486-7000

FAX: 623-486-7154

WEST DIVISION

BAL LPARK INFO:

Peoria Sports Complex

8131 West Paradise Lane

Peoria, AZ 85382

NOTABLE RANKINGS

- ◆ The Peoria Padres ranked among AZL leaders in batting average (3rd, .275), hits (3rd, 540), triples (T3rd, 33), RBI (3rd, 295) and OPS (T5th, .741).
- ◆ OF Edwin Moreno and INF Gabriel Quintana finished tied for sixth in the AZL with 36 RBI.

NOTABLE PERFORMANCES

- ◆ OF Mallex Smith (2012 Draftee, 5th round) hit .344 (33-for-96) with 13 stolen bases in 25 games.
- ◆ LHP Max Fried (2012 Draftee, 7th overall) posted a 3.57 ERA (7 ER/17.2 IP) and a 1.13 WHIP, along with 17 strikeouts to six walks in nine starts (10 appearances).

2012 PEORIA PADRES BATTING STATISTICS

PLAYER	AVG	G	AB	R	H	2B	3B	HR	RBI	BB	IBB	SO	SB	CS	OBP	SLG	OPS	SF	SAC	HP	GDP	E
Belnome, Vince	.400	3	10	1	4	1	1	1	5	2	0	0	0	0	.500	1.000	1.500	0	0	0	0	0
Bernard, Wynton	.232	23	56	14	13	3	0	1	9	7	0	14	4	0	.323	.339	.662	1	0	1	2	2
Blanco, Felipe	.250	31	88	12	22	4	0	0	6	18	0	33	0	0	.374	.295	.669	1	2	0	2	17
Brito, Malquiel	.248	29	113	19	28	2	1	0	14	7	0	27	3	1	.295	.283	.578	1	1	1	0	26
Burke, Chris	.270	10	37	3	10	1	1	0	6	4	0	11	1	0	.341	.351	.693	0	0	0	0	4
Charles, Henry	.276	43	156	30	43	8	2	1	22	16	0	26	2	2	.348	.372	.720	3	1	3	3	3
Colon, Alexi	.364	6	22	5	8	1	2	0	6	3	0	7	0	0	.440	.591	1.031	0	0	0	0	1
Daal, Rodney	.306	21	85	15	26	9	3	2	11	9	0	15	2	1	.385	.553	.938	0	0	2	0	2
Decker, Jaff	.296	9	27	5	8	1	2	1	7	4	0	3	0	0	.394	.593	.987	1	0	1	1	0
Del Castillo, Miguel	.364	20	66	12	24	4	0	0	14	7	0	10	0	0	.427	.424	.851	1	1	1	1	1
Dore, Jose	.214	4	14	1	3	0	1	0	0	1	0	6	0	0	.313	.357	.670	0	0	1	0	1
Filpo, Fabel	.257	23	70	7	18	3	1	1	8	5	0	19	0	1	.307	.371	.678	0	0	0	2	1
Ford, Adam	.257	21	74	11	19	2	2	0	4	11	0	13	0	1	.353	.338	.691	0	1	0	2	12
Gabella, Cody	.200	18	55	5	11	2	0	0	5	10	0	26	0	0	.323	.236	.559	0	0	0	0	4
Gomez, Jairo	.246	20	57	10	14	2	1	1	9	11	0	11	2	0	.371	.368	.740	1	0	1	1	6
Goree, Jalen	.270	30	111	24	30	3	1	1	13	11	0	30	1	0	.344	.342	.686	1	0	2	2	11
Jankowski, Travis	.250	2	8	1	2	0	0	0	4	0	0	1	0	0	.222	.250	.472	1	0	0	0	0
Kreuter, Cade	.200	15	50	9	10	2	1	2	8	6	0	21	0	0	.305	.400	.705	1	0	2	1	7
Lopez, Yair	.173	34	104	15	18	4	1	0	7	8	0	27	0	2	.239	.231	.470	0	0	1	2	2
Moreno, Edwin	.298	42	178	35	53	15	4	2	36	7	0	31	4	0	.319	.461	.780	3	0	0	3	6
Munoz, Christian	.343	14	35	6	12	5	0	0	8	9	0	9	0	0	.478	.486	.964	1	0	1	2	0
Perez, Fernando	.273	14	55	6	15	2	1	2	16	2	0	17	1	0	.298	.455	.753	0	0	0	0	6
Quintana, Gabriel	.291	37	151	25	44	10	2	5	36	6	0	37	2	1	.337	.483	.821	1	0	5	3	17
Renteria, Anthony	.269	17	52	11	14	3	1	3	9	9	0	20	1	1	.400	.538	.938	1	0	3	1	0
Rodriguez, Jeremy	.556	3	9	4	5	0	1	0	3	2	0	0	0	0	.636	.778	1.414	0	1	0	0	0
Smith, Mallex	.344	25	96	23	33	2	1	1	10	5	0	19	13	3	.379	.417	.795	1	2	1	2	2
Tejada, Luis	.293	46	181	34	53	8	3	0	19	16	0	40	10	3	.352	.370	.722	1	0	1	6	8
Tissenbaum, Maxx	.000	1	2	0	0	0	0	0	0	0	0	0	0	0	.000	.000	.000	0	0	0	0	0
TEAM TOTAL	.275	56	1962	343	540	97	33	24	295	196	0	473	46	16	.346	.395	.741	20	9	27	36	160

SCOUTING & PLAYER DEVELOPMENT

2012 PEORIA PADRES PITCHING STATISTICS

PLAYER	W	L	ERA	G	GS	CG	SHO	SV	SVO	IP	H	R	ER	HR	HB	BB	SO	BK	WP	AVG
Bostjancic, Cory	0	2	7.64	16	0	0	0	1	2	17.2	24	20	15	2	1	13	9	0	6	.300
Brasoban, Yimmi	0	0	8.10	2	0	0	0	0	0	3.1	7	3	3	0	1	1	4	0	0	.438
Corpas, Jean	0	0	6.00	22	0	0	0	1	3	27.0	40	27	18	2	1	5	28	0	6	.331
De La Cruz, Vladimir	1	5	5.67	14	3	0	0	0	2	39.2	38	34	25	3	1	28	44	4	10	.245
Diaz, Malcom	0	2	9.68	17	0	0	0	0	0	17.2	28	31	19	1	2	27	16	7	18	.354
Eflin, Zach	0	1	7.71	4	3	0	0	0	0	7.0	9	6	6	0	0	3	4	0	0	.300
Erlin, Robbie	0	2	2.16	3	3	0	0	0	0	8.1	7	7	2	0	0	2	8	0	1	.206
Fried, Max	0	1	3.57	10	9	0	0	0	0	17.2	14	9	7	1	1	6	17	0	5	.215
Gomez, Jairo	0	0	0.00	1	0	0	0	0	0	1.1	1	0	0	0	0	0	0	0	1	.200
Guerrero, Tayron	1	0	1.50	5	3	0	0	0	0	12.0	7	2	2	0	0	2	6	0	0	.175
Hardy, Mark	0	0	0.00	1	0	0	0	0	0	1.0	1	1	0	0	0	0	1	0	0	.250
Harrelson, Drew	0	0	5.73	10	0	0	0	0	0	11.0	14	9	7	0	1	6	8	0	1	.304
Ibarra, Jeff	0	0	0.00	2	0	0	0	0	0	2.0	1	1	0	0	0	0	0	0	0	.143
Kelly, Casey	0	1	4.00	3	3	0	0	0	0	9.0	10	8	4	0	1	0	7	0	2	.250
Kelly, Michael	0	5	7.11	13	6	0	0	0	0	44.1	54	48	35	2	7	25	37	1	12	.302
Kimber, Corey	2	1	3.38	8	0	0	0	0	1	5.1	6	5	2	0	0	7	3	0	2	.273
Lazzaroni, Dan	2	1	5.40	13	0	0	0	5	7	18.1	24	12	11	2	1	3	16	2	1	.312
Lockett, Andrew	0	1	4.34	10	3	0	0	0	0	18.2	25	11	9	2	0	4	13	0	5	.329
Miller, Christian	2	3	9.95	16	1	0	0	0	1	25.1	35	39	28	1	3	27	12	0	9	.330
Nunn, Christopher	1	0	4.50	1	0	0	0	0	0	2.0	2	1	1	0	0	0	4	0	0	.250
Ottoson, Kyle	0	0	1.80	3	0	0	0	0	0	5.0	3	1	1	1	0	0	9	0	0	.158
Paz, Uber	0	1	5.14	9	4	0	0	1	1	35.0	39	27	20	1	5	9	22	0	2	.277
Reynolds, Collin	0	2	7.94	5	0	0	0	0	1	5.2	8	5	5	1	1	3	6	0	1	.320
Rodriguez, Bryan	3	3	6.26	11	3	0	0	0	0	41.2	54	43	29	2	5	18	31	2	8	.298
Ross, Joseph	0	0	13.50	1	1	0	0	0	0	0.2	2	1	1	0	0	2	1	0	0	.500
Russell, Griffin	1	1	6.99	16	0	0	0	0	2	28.1	39	31	22	1	1	27	18	1	5	.322
Sarria, Daniel	0	0	3.00	2	1	0	0	0	0	3.0	3	3	1	0	0	1	1	0	0	.250
Schrader, Adam	0	1	10.80	2	2	0	0	0	0	5.0	6	6	6	0	0	6	3	0	2	.300
Stauffer, Tim	0	0	0.00	1	1	0	0	0	0	1.0	1	1	0	0	0	0	1	0	0	.250
Stewart, Cam	1	2	6.75	13	1	0	0	0	0	30.2	38	27	23	0	3	22	14	0	3	.314
Weickel, Walker	1	3	4.50	9	6	0	0	0	0	14.0	16	17	7	0	0	6	12	0	2	.262
Wilkes, Chris	1	2	2.00	4	3	0	0	0	0	18.0	23	9	4	0	2	4	18	1	3	.295
Team Total	16	40	5.91	56	56	0	1	8	20	476.2	579	445	313	22	37	257	373	18	105	.293



MICHAEL COLLINS MANAGER

- ◆ Michael Collins joins the Padres Rookie-Level affiliate after making his managerial debut in 2012 as the skipper for the Padres Dominican Summer League affiliate.
- ◆ The former catcher played in 10 professional seasons in the Los Angeles Angels (2001-08) and San Diego Padres (2009-10) organizations...was originally signed by the Angels as a non-drafted free agent in 2001.
- ◆ During this past offseason, managed his hometown team, the Canberra Cavalry of the Australian Baseball League.
- ◆ A native of Australia, he attended Daramalan College while playing for local club teams before beginning his professional playing career, including the Cavalry.

◆ Born July 18, 1984 in Canberra, Australia...resides in the winter in Chandler, Ariz.

OVERALL #1 DRAFT SELECTIONS TO APPEAR WITH THE PADRES

Since the Padres first season in 1969, the franchise has seen a total of seven No. 1 overall draft choices play in a Padres uniform.

DRAFT	PLAYER	ORIGINAL TEAM	YEARS WITH PADRES
1970	Mike Ivie (1B)	San Diego	1971, 1974-1977
1972	Dave Roberts (3B)	San Diego	1972-75, 1977-78
1974	Bill Almon (INF)	San Diego	1974-1979
1984	Shawn Abner (OF)	New York (NL)	1987-1991
1988	Andy Benes (RHP)	San Diego	1989-1995
1992	Phil Nevin (INF)	Houston	1999-2005
2000	Adrian Gonzalez (1B)	Florida	2006-2010



NELSON CRUZ

PITCHING COACH

- ◆ Nelson Cruz enters his third season in the Padres organization and first as the pitching coach for the club's Rookie-Level affiliate after serving in the same capacity for the previous two seasons with Short-Season Eugene.
- ◆ Under his guidance in 2012, the Emeralds pitching staff led the Northwest League in wins (47), ERA (3.00), innings pitched (683.0), strikeouts (647) and WHIP (1.25) while ranking tied for second in saves (23)...the club also allowed the fewest base hits (588) and second-fewest home runs (32)...in 2011 he helped lead an Emeralds pitching staff that ranked third in the Northwest League in ERA (3.79) and second in strikeouts (644) and WHIP (1.31).
- ◆ Following the 2012 season was honored with the Jack Krol Award for his contributions to Padres player development.
- ◆ The right-hander played parts of six Major League seasons with the Chicago White Sox (1997), Detroit Tigers (1999-2000), Houston Astros (2001-02) and Colorado Rockies (2003), going 15-23 with a 5.04 ERA (195 ER/348.1 IP) and 277 strikeouts against 109 walks over 204 games (18 starts) in his Big League career.
- ◆ Was originally signed by the Montreal Expos as a non-drafted free agent in 1989.
- ◆ In 2000, was traded by the Tigers along with Doug Brocail and current Padres Special Assistant to Baseball Operations Brad Ausmus to Houston in exchange for Roger Cedeno, Chris Holt and Mitch Meluskey.
- ◆ Born September 13, 1972 in the Dominican Republic, Cruz attended Liceo Jose Castellanos in the DR...resides with his wife, Dilicea, son Nelson Jr., and daughter Dileiny.



CARLOS SOSA

HITTING COACH

- ◆ Carlos Sosa enters his first season as a coach with the Padres organization, joining the club's Rookie-Level affiliate as hitting coach.
- ◆ Makes his coaching debut with Peoria after a professional playing career which spanned 12 seasons, including two seasons with the Padres organization.
- ◆ Over 829 minor league games total in his career, he hit .269 (784-for-2910) with 159 doubles, 29 triples, 69 home runs, 429 RBI and 429 runs scored.
- ◆ Originally signed by the San Francisco Giants as a non-drafted free agent in January of 2001.
- ◆ After signing with the Padres as a minor league free agent in August of 2011, hit .312 (29-for-93) in 28 games for Double-A San Antonio, helping the Missions capture the 2011 Texas League Title.
- ◆ A native of the Dominican Republic, he resides in New York in the offseason.



TIM WORRELL

REHAB PITCHING COACH

- ◆ Tim Worrell returns for his third season in the Padres organization and third with the club's Rookie-Level affiliate in Peoria, Ariz.
- ◆ Spent parts of the 2012 season as pitching coach for Double-A San Antonio.
- ◆ Made his coaching debut in his return to the Padres organization in 2011 after a 14-year Major League career.
- ◆ Originally signed by the Padres as a 20th round selection in the 1989 First-Year Player Draft, Worrell went 48-59 with a 3.97 ERA (429 ER/973.2 IP), 71 saves and 758 strikeouts against 366 walks over 678 games, 49 starts, with the Padres (1993-97), Detroit Tigers (1998), Cleveland Indians (1998), Oakland Athletics (1998), Baltimore Orioles (2000), Chicago Cubs (2000), San Francisco Giants (2001-03, 06), Philadelphia Phillies (2004-05) and Arizona Diamondbacks (2005).
- ◆ Recorded 38 saves for the Giants in 2003, tied for eighth most all-time on the club's list.
- ◆ Was traded with current Padres first base coach Dave Roberts from Detroit to Cleveland in 1998.
- ◆ Born July 5, 1967 in Pasadena, CA, Worrell graduated from Maranatha High School in 1985 and attended Biola University...resides in Phoenix, Ariz. with his wife, Misty, and six sons, Kaleb, Austin, Tyler, Jordan, Wyatt and Ryan.



DAMION EASLEY

REHAB HITTING COACH

- ◆ Damion Easley returns for his second season with the Padres organization and second with Peoria.
- ◆ The former All-Star infielder hit .253 (1386-for-5484) over parts of 17 Major League seasons in his career, compiling 287 doubles, 27 triples, 163 home runs, 684 RBI, 735 runs scored and 88 stolen bases in 402 games played with the California Angels (1992-96), Detroit Tigers (1996-2002), Tampa Bay Devil Rays (2003), Florida Marlins (2004-05), Arizona Diamondbacks (2006) and New York Mets (2007-08)...was originally signed as a 30th-round selection by the Angels in the 1988 First-Year Player Draft.
- ◆ Born November 11, 1969 in New York, NY, he graduated from Lakewood (CA) High School in 1987...played baseball at Long Beach (CA) City College in 1987 and 1988...was named to the All-South Coast Community College Conference and All-Southern California first teams...in addition, he was his team's Most Valuable Player and a second-team All-State selection.
- ◆ He and his wife, Dawn, reside in Glendale, Ariz. and have three sons, Rocky, Nathaniel and Jayce, and one daughter, Jazmin.



WADE YAMASAKI

ATHLETIC TRAINER

- ◆ Wade Yamasaki is in his 13th season as an athletic trainer in the Padres system.
- ◆ Spent the previous four seasons with the club's Triple-A affiliate in Portland and Tucson.
- ◆ Served as athletic trainer for Double-A San Antonio in 2007-08...named Texas League Trainer of the Year for the 2008 campaign.
- ◆ Worked in the same capacity for Rookie-level Peoria during the 2004-06 seasons...began his career as an intern with the San Diego Padres training staff in 2000 before being named the athletic trainer for Short-A Eugene in 2001...held that role through the 2003 season.
- ◆ Was the Arizona Fall League athletic trainer in 2007 and 2011.
- ◆ Graduated from Mililani (HI) High School and earned a Bachelor of Science degree in Athletic Training from the University of Hawaii at Manoa.
- ◆ Yamasaki and his wife, Jodi, have one daughter, Arie, and one son, Jett, and reside in Surprise, Ariz.

DOMINICAN SUMMER LEAGUE PADRES



DOMINICAN LEAGUE (ROOKIE) BOCA CHICA BASEBALL CITY
2012 RECORD: 28-42 (.400)
2012 FINISH: 8th
PHONE: 809-685-5000
FAX: 809-730-1600

BALLPARK INFO:
 Padres Dominican Republic Baseball Park
 Najayo, San Cristobal
 Dominican Republic

NOTABLE RANKINGS

- ◆ RHP Jacob Beltre ranked second among Dominican Summer League leaders with 15 saves.

NOTABLE PERFORMANCES

- ◆ OF Jose Urena led the DSL Padres in batting average (.285), home runs (six), slugging percentage (.458) and OPS (.840).
- ◆ INF Franchy Cordero ranked among team leaders in RBI (1st, 38), runs (2nd, 39), stolen bases (2nd, 14), hits (T2nd, 62) and total bases (3rd, 86).
- ◆ RHP Ivan Marciano posted team-highs in wins (five) and innings pitched (66.2) along with a 2.57 ERA and 1.17 WHIP.
- ◆ RHP Jacob Beltre posted a team-high 15 saves, appeared in a team-high tying 30 games and recorded 30 strikeouts to 10 walks.

2012 DOMINICAN PADRES BATTING STATISTICS

PLAYER	AVG	G	AB	R	H	2B	3B	HR	RBI	BB	IBB	SO	SB	CS	OBP	SLG	OPS	SF	SAC	HP	GDP	E
Barahona, Luis	.217	48	166	33	36	9	3	0	11	14	0	34	10	3	.282	.307	.589	0	3	1	0	4
Bravo, Daniel	.242	38	120	22	29	5	2	0	14	20	0	34	7	1	.366	.317	.682	1	1	4	3	13
Brugeura, Reynaldo	.272	60	217	38	59	10	5	2	20	38	1	51	15	7	.390	.392	.782	0	2	4	0	20
Castillo, Fabian	.202	25	99	14	20	3	0	2	15	4	1	19	1	0	.240	.293	.533	0	0	1	5	2
Cordero, Franchy	.270	61	230	39	62	9	6	1	38	37	1	73	14	4	.372	.374	.746	1	1	1	0	44
Diaz, Yorky	.246	39	114	14	28	6	0	1	11	8	0	32	8	3	.301	.325	.625	0	3	1	0	5
Jimenez, Miguel	.271	61	229	28	62	9	1	3	36	14	0	40	8	1	.317	.358	.675	1	1	2	2	10
Lantigua, Jonas	.198	46	167	8	33	10	1	0	14	1	0	45	1	0	.214	.269	.483	2	0	3	2	17
Lendor, Moises	.213	35	75	10	16	3	1	0	8	2	0	32	9	6	.253	.280	.533	0	2	2	0	8
Martinez, Cristhofer	.228	52	180	45	41	8	3	32	33	0	43	9	2	.347	.411	.758	6	1	3	1	16	
Pomare, Derwin	.350	7	20	4	7	2	0	0	1	2	0	8	0	0	.409	.450	.859	0	0	0	0	3
Reyes, Franmil	.267	67	243	32	65	16	4	4	37	30	0	56	12	4	.360	.416	.775	0	0	5	3	8
Ruiz, Jose	.176	55	204	13	36	5	0	1	11	6	0	41	1	1	.208	.216	.423	0	0	2	6	16
Urena, Jose	.285	57	214	37	61	13	3	6	33	28	0	58	3	6	.382	.458	.840	4	0	8	5	4
Valenzuela, Ricardo	.275	42	120	14	33	6	0	1	15	15	0	12	1	4	.365	.350	.715	0	0	2	5	3
TEAM TOTAL	.245	70	2398	351	588	114	34	24	296	252	3	578	99	42	.325	.351	.676	15	14	39	32	194

2012 DOMINICAN PADRES PITCHING STATISTICS

PLAYER	W	L	ERA	G	GS	CG	SHO	SV	SVO	IP	H	R	ER	HR	HB	BB	SO	BK	WP	AVG
Andujar, Rudi	2	0	6.82	30	0	0	0	0	5	30.1	27	24	23	1	3	29	25	0	12	.243
Beltre, Jacob	2	4	4.15	30	0	0	0	15	16	30.1	35	17	14	0	4	10	30	0	6	.287
Brasoban, Yimmi	1	2	1.50	11	11	0	0	0	0	54.0	43	24	9	2	6	15	39	0	9	.219
Brugeura, Reynaldo	0	0	0.00	2	0	0	0	0	0	2.0	0	0	0	0	0	0	3	0	0	.000
Cabrera, Erik	1	2	2.12	10	10	0	0	0	0	46.2	33	20	11	2	3	14	56	0	4	.189
Carrillo, Jhonathan	3	1	4.97	21	2	0	0	0	0	38.0	34	28	21	3	3	30	42	1	10	.234
Constanza, Alexander	0	3	18.00	6	1	0	0	0	0	6.0	10	14	12	0	1	11	2	0	3	.385
Corpas, Juan	4	2	3.03	25	1	0	0	1	3	38.2	45	24	13	0	4	12	18	0	8	.287
Garcia, Joel	0	0	3.66	14	0	0	0	0	0	19.2	19	12	8	0	5	17	15	1	6	.253
Gonzalez, Manuel	0	1	6.75	3	0	0	0	0	0	4.0	6	4	3	0	1	1	2	0	0	.333
Guzman, Jorge	3	4	2.67	21	0	0	0	0	3	27.0	20	12	8	1	1	7	21	0	4	.206
Lendor, Moises	0	0	13.50	1	0	0	0	0	0	2.0	2	3	3	1	1	1	0	0	250	
Liriano, Elvin	0	7	5.27	14	14	0	0	0	0	54.2	49	43	32	2	2	31	47	0	11	.236
Marcano, Ivan	5	1	2.57	13	13	0	0	0	0	66.2	50	26	19	1	5	28	57	0	12	.213
Martinez, Deninson	0	1	2.25	4	0	0	0	0	0	4.0	2	3	1	0	0	2	3	0	0	.154
Pena, Arturo	4	4	6.55	20	0	0	0	0	1	33.0	50	44	24	2	3	28	29	1	9	.342
Pimentel, Carlos	1	2	9.64	12	0	0	0	0	2	9.1	13	17	10	1	1	12	8	0	2	.325
Reyes, Manuel	1	2	10.54	16	3	0	0	0	0	27.1	31	42	32	1	3	35	24	0	12	.290
Sanchez, Alejandro	0	0	3.38	4	0	0	0	0	0	5.1	5	3	2	0	1	3	7	0	2	.217
Santos, Wilson	0	3	5.46	25	0	0	0	1	3	31.1	32	32	19	0	5	22	22	0	9	.258
Severino, Miguel	0	3	4.23	11	8	0	0	0	0	38.1	30	23	18	2	2	24	26	1	7	.227
Solano, Leonardo	1	0	2.45	11	7	0	0	0	1	40.1	25	21	11	1	6	30	40	1	11	.177
Suero, Vladimil	0	0	13.50	2	0	0	0	0	0	1.1	2	3	2	0	0	4	1	0	3	.333
Valenzuela, Ricardo	0	0	9.00	3	0	0	0	1	1	3.0	4	3	3	1	0	1	4	0	1	.308
Team Total	28	42	4.37	70	70	0	0	18	35	613.1	567	442	298	21	60	367	522	5	141	.244

SCOUTING & PLAYER DEVELOPMENT



EVARISTO LANTIGUA **COORDINATOR, LATIN AMERICAN INSTRUCTION**

- ◆ Evaristo "Varo" Lantigua enters his seventh season with the Padres organization.
- ◆ Joined San Diego's system in 2007 after managing the Oakland Athletics Dominican Summer League team for 12 seasons.
- ◆ Played three years professionally in the Athletics system.
- ◆ Born October 26, 1968 in Bonao, Dominican Republic, Lantigua resides in Santo Domingo with his wife Maria, son Jonas, and daughters Dolphy and Najelly.



MEL ROJAS **PITCHING COACH**

- ◆ Mel Rojas returns for his second season with the Padres organization as pitching coach of the Dominican Summer League affiliate.
- ◆ Prior to joining the Padres, previously served as a pitching coach in the league for the Washington Nationals for two seasons.
- ◆ Originally signed by the Montreal Expos as a non-drafted free agent in 1985, he went 34-31 with a 3.82 ERA (283 ER/667.0 IP), 126 saves and 562 strikeouts against 254 walks in 525 relief appearances over parts of 10 Major League seasons with the Expos (1990-96, '99), Chicago Cubs (1997), New York Mets (1997-98), Los Angeles Dodgers (1999) and Detroit Tigers (1999).

- ◆ Enjoyed his best season in the Big Leagues in 1996 when he went 7-4 with a 3.22 ERA (29 ER/81.0 IP), 36 saves and 92 strikeouts against 28 walks.
- ◆ Is a member of one of the most well-known baseball families from the Dominican Republic, with his uncles including former Big League manager Felipe Alou and former Major Leaguers Matty and Jesus Alou...is also a cousin of former Big Leaguer Moises Alou.
- ◆ Born May 7, 1966 in Haina, Dominican Republic, resides in Santo Domingo, Dominican Republic and has three children, Mel Jr., Giselle and Melvin...attended Liceo Manresa High School in Santo Domingo.



JACKSON QUEZADA **ASSISTANT PITCHING COACH**

- ◆ Jackson Quezada makes returns to the club's Dominican Summer League affiliate for his second campaign after making his coaching debut last season.
- ◆ Played professionally in the San Diego Padres organization for parts of five minor league seasons (2004-08, 2010)...went 18-13 with a 2.45 ERA (76 ER/279.0 IP), 36 saves and 253 strikeouts against 70 walks in 143 games, 24 starts, in his career...selected to the Padres 40-man roster in November 2008...missed the entire 2009 season after undergoing surgery on his right shoulder in June of 2009.

- ◆ Born August 9, 1986 in Elias Pina, Dominican Republic...resides in Santo Domingo, Dominican Republic with his wife, Ivania Martinez, son, Jackson Zaith, and daughter, Sorangel.



JOSE GUILLEN **INFIELD COACH**

- ◆ Jose Guillen enters his fourth season with the Padres and fourth with San Diego's Rookie-Level affiliate in the Dominican Republic...served as manager for the 2011 season.
- ◆ Played parts of five minor league seasons in the Oakland Athletics organization.
- ◆ Began his coaching career with Oakland in 1997, remaining with the organization for another seven years.
- ◆ Coached in the New York Mets (2004-06) and Seattle Mariners (2007-09) organizations before coming to San Diego.
- ◆ Resides in Santo Domingo, Dominican Republic with his wife, Ericka, son, Junior and daughters Perla, Patricia, Amy and Emily.



JULIO RAMIREZ OUTFIELD COACH

- ◆ Julio Ramirez returns for his second season in the Padres organization and second with the club's Dominican Summer League affiliate after making his coaching debut with the team in 2012.
- ◆ Was originally signed by the Florida Marlins as a non-drafted free agent in December of 1993... played professionally for 14 minor league seasons in the Marlins (1994-2000), Chicago White Sox (2001), Anaheim Angels (2002-03), Arizona Diamondbacks (2004), San Francisco Giants (2005) and New York Mets (2006)...played in the Mexican League in 2007 and Independent Leagues in 2010 before joining the Padres organization.
- ◆ Played in 84 Major League games across five seasons with the Marlins (1999), White Sox (2001), Angels (2002-03) and Giants (2005)...hit .167 (16-for-96) with a double, triple, home run, 11 RBI and 15 runs scored over his Big League career.

◆ Born August 10, 1977 in San Juan de la Maguan, Dominican Republic and attended Otilia Palaez School in Santo Domingo, Dominican Republic where he still resides.



JHONALDO POZO CATCHING INSTRUCTOR


- ◆ Jhonaldo Pozo makes his coaching debut with the Padres organization in 2013 as catching instructor for the club's Dominican Summer League affiliate.
- ◆ Was originally signed by the Padres as a non-drafted free agent in March 2007 out of the Dominican Republic.
- ◆ Over parts of five professional seasons playing in the Padres organization, he hit .207 (121-for-585) with 31 doubles, three triples, eight home runs, 73 RBI and 53 runs scored in 200 games played.
- ◆ Born March 28, 1989 in San Pedro de Macoris, DR where he still resides.

ADDITIONAL DOMINICAN SUMMER LEAGUE STAFF

Strength & Conditioning Coach	Jorge Gonzalez
Athletic Trainer.....	Miguel Serrato
Assistant Athletic Trainer	Juan Cabrera
Assistant Strength Coach	Jonathan Borges



Miguel Serrato
Athletic Trainer



Jorge Gonzalez
Strength & Conditioning Coach



Jonathan Borges
Assistant Strength Coach



Juan Cabrera
Assistant Athletic Trainer

SCOUTING & PLAYER DEVELOPMENT

PADRES DOMINICAN REPUBLIC BASEBALL PARK

The San Diego Padres are setting new standards for Major League Baseball training facilities with their state-of-the-art Dominican Republic Baseball Park in Najayo, San Cristobal.

Officially opened on April 30, 2008, the complex serves as the hub of the Padres Latin American operations where international players live and train year-round. The complex is also the home of the Dominican Summer League Padres.

The facility boasts two regulation-size playing fields and a half field, batting tunnels, covered pitching mounds, and a clubhouse containing Major League-caliber weight and training rooms. In addition, the complex has housing for over 60 players as well as managers and coaches and includes a kitchen and dining facilities. In an effort to create the ultimate facility, the Padres have incorporated on-site classrooms, a library and computer learning centers and have established a first-rate player education program.

In conjunction with the construction of its Dominican Republic Baseball Park, the Padres have pioneered a community outreach program aimed at improving the quality of basic public education in the Dominican Republic. The Padres have partnered with SDSU, UCSD, SurFuturo, USAID and the American Chamber of Commerce Dominican Republic to improve four local community schools and incorporate after-school programs for students.

Location: Najayo, San Cristobal, Dominican Republic

Design: HOK Sport

Local Architect: Jose Mella Febles & Assoc., S.A.

Construction Management: RALCO Construction Management Services

Contractors: Ing. Cristian Ciccone y Asociados, C. Por A.

Gross Sq. Footage: 15 acres (653,400 square feet)

Features:

- Two regulation-size playing fields
- One half field
- Batting tunnels
- 20,000 sq. ft. clubhouse
- 18,000 sq. ft. players residence
- 5,000 sq. ft. managers/coaches residence
- Administrative offices
- Weight and training rooms
- Dining hall
- Classrooms



SCOUTING & PLAYER
DEVELOPMENT



PADRES AFFILIATE HISTORY

ALL-TIME PADRES TRIPLE-A AFFILIATES

1969	Omaha	American Association	1983-2000	Las Vegas	Pacific Coast League
1970	Salt Lake City	Pacific Coast League	2001-10	Portland	Pacific Coast League
1971-82	Honolulu	Pacific Coast League	2011-	Tucson	Pacific Coast League

ALL-TIME PADRES DOUBLE-A AFFILIATES

1969	Elmira	Eastern League	1987-94	Wichita	Texas League
1972-75	Alexandria	Texas League	1995-96	Memphis	Southern League
1976-82	Amarillo	Texas League	1997-2006	Mobile	Southern League
1983-86	Beaumont	Texas League	2007-	San Antonio	Texas League

ALL-TIME PADRES HIGH-A AFFILIATES

1969	Key West	Florida State League
1970-71	Lodi	California League
1972	Kinston	Carolina League
1975-87	Reno	California League
1981-83	Salem	Carolina League
1983-94	Miami	Florida State League
1988-90	Riverside	California League
1991-92	High Desert	California League
1993-2000	Rancho Cuc.	California League
2001-	Lake Elsinore	California League

ALL-TIME PADRES LOW-A AFFILIATES

1985-92	Charleston	South Atlantic League
1989-94	Waterloo	Midwest League
1993-99	Clinton	Midwest League
1999-	Fort Wayne	Midwest League

ALL-TIME PADRES SHORT-A AFFILIATES

1969-70	Elmira	Eastern League
1970-72	Tri Cities	Northwest League
1973-82	Walla Walla	Northwest League
1980	Grays Harbor	Northwest League
1983-94	Spokane	Northwest League
2001-	Eugene	Northwest League

ALL-TIME PADRES ROOKIE AFFILIATES

1969	Salt Lake City	Pioneer League
1981	Bradenton	Gulf Coast League
1982	Sarasota	Gulf Coast League
1989-92	Scottsdale	Arizona Rookie League
1993-2000	Peoria	Arizona Rookie League
1995-2003	Idaho Falls	Pioneer League
2004-	Peoria	Arizona Rookie League

SCOUTING & PLAYER DEVELOPMENT

2012 FIRST-YEAR PLAYER DRAFT

RD.	PLAYER	POS.	HT	WT	SCHOOL	HOMETOWN
1.	Max Fried (7th)	6-4	170	LHP	Harvard-Westlake HS (CA)	Encino, CA
CA.	Zach Eflin (33rd)	6-6	215	RHP	Hagerty HS (FL)	Chuluota, FL
CA.	Travis Jankowski (44th)	6-3	190	CF	Stony Brook University (NY)	Lancaster, PA
CA.	Walker Weickel (55th)	6-6	195	RHP	Olympia HS (FL)	Orlando, FL
2.	Jeremy Baltz (68th)	6-3	205	OF	St. Johns University (NY)	Vestal, NY
2.	Dane Phillips (70th)	6-1	200	C	Oklahoma City University (OK)	Nacogdoches, TX
3.	Fernando Perez	6-2	190	SS	Central Arizona College (AZ)	Chula Vista, CA
4.	Andrew Lockett	6-5	225	RHP	Providence School Jacksonville HS (FL)	Jacksonville, FL
5.	Mallex Smith	5-9	155	CF	Santa Fe CC (FL)	Tallahassee, FL
6.	Jalen Goree	5-10	195	SS	Bibb County HS (AL)	Brent, AL
7.	Ramon Madrid	6-0	185	RHP	University of Central Florida (FL)	Victoria, TX
8.	Brian Adams	6-4	215	CF	University of Kentucky (KY)	Gainesville, GA
9.	River Stevens	6-0	165	INF	Allan Hancock College (CA)	Escondido, CA
10.	Stephen Carmon	5-7	155	SS	University of South Carolina Aiken (SC)	Camden, SC
11.	Maxx Tissenbaum	5-10	185	INF	Stony Brook University (NY)	Toronto, CAN
12.	Drew Harrelson	6-5	185	LHP	Berrien County HS (GA)	Nashville, GA
13.	Malcom Diaz	6-2	185	RHP	Colegio Laico de Levittown (PR)	San Juan, PR
14.	Andrew Sopko	6-2	180	RHP	Loyola-Sacred Heart HS (MT)	Missoula, MT
15.	Cory Bostjancic	6-0	180	RHP	Marin Community College (CA)	Fairfax, CA
16.	Ronnie Richardson	5-6	171	CF	University of Central Florida (FL)	Eagle Lake, FL
17.	Joe Church	6-2	200	RHP	Marshall University (WV)	Princeton, WV
18.	Chris Burke	6-1	205	3B	Iona College (NY)	Islip, NY
19.	Christian Miller	6-3	170	LHP	Loganville HS (GA)	Monroe, GA
20.	Cam Stewart	6-8	220	RHP	Valley Christian HS (CA)	San Jose, CA
21.	Matt Chabot	6-2	190	RHP	Riverside Community College (CA)	Riverside, CA
22.	Kevin McCanna	6-1	185	RHP	The Woodlands HS (TX)	The Woodlands, TX
23.	Chris O'Dowd	5-11	175	C	Dartmouth University (NH)	Cherry Hills Village, CO
24.	Chris Nunn	6-5	200	LHP	Lipscomb University (TN)	Memphis, TN
25.	Corey Kimber	6-1	175	RHP	Dudley HS (NC)	Greensboro, NC
26.	Brandon Alger	6-2	180	LHP	Indiana Institute of Technology (IN)	Leo, IN
27.	Goose Kallunki	6-5	230	3B	Utah Valley University (UT)	Orem, UT
28.	Griffin Russell	6-0	190	LHP	Wichita Falls HS (TX)	Wichita Falls, TX
29.	Eric Charles	5-10	180	INF	Purdue University (IN)	Zionsville, IN
30.	Jacob Robson	5-10	175	CF	Vincent Massey HS (CAN)	Windsor, CAN
31.	Matthew Shepherd	6-3	185	RHP	Tennessee Tech University (TN)	Bluff City, TN
32.	Alexi Colon	5-8	175	OF	Tusculum College (TN)	Vineland, NJ
33.	Tony Wieber	6-0	200	RHP	Michigan State University (MI)	Grand Ledge, MI
34.	Kyle Ottoson	6-3	150	LHP	Oklahoma State University (OK)	Greeley, CO
35.	Wynton Bernard	6-2	200	OF	Niagara University (NY)	Poway, CA
36.	Mac Seibert	6-0	195	INF	Tate HS (FL)	Gonzalez, FL
37.	Cristian Munoz	5-10	185	C	Colegio Hector Urdaneta (PR)	Las Piedras, PR
38.	Adam Ford	5-11	170	SS	Trousdale County HS (TN)	Hartsville, TN
39.	Anthony Renteria	5-10	205	OF	California State San Marcos (CA)	Temecula, CA
40.	Terrance Owens	6-4	180	LHP	University of Toledo (OH)	Cleveland, OH

Players in **bold** signed

ALL-TIME FIRST ROUND DRAFT PICKS

YEAR	MONTH	PLAYER	POS.	YEAR	MONTH	PLAYER	POS.
1969	June	Randy Elliott	OF-INF	1987	June	Kevin Garner	RHP
1970	Jan.	John Scott	OF	1988	June	Andy Benes	RHP
	June	Mike Ivie	C	1989	June	None	
1971	Jan.	Dave Hilton	INF	1990	June	Robbie Beckett	LHP
		*John Grubb	OF	1991	June	Joey Hamilton	RHP
	June	Jay Franklin	RHP	1992	June	None	
1972	Jan.	Cliff Butcher	RHP	1993	June	Derrek Lee	INF
		*Rich Troedson	LHP	1994	June	Dustin Hermanson	RHP
	June	Dave Roberts	INF	1995	June	Ben Davis	C
1973	Jan.	Dave Wehrmeister	RHP	1996	June	Matt Halloran	INF
	June	Dave Winfield	OF	1997	June	Kevin Nicholson	INF
1974	Jan.	Tucker Ashford	INF	1998	June	Sean Burroughs	INF
	June	Bill Almon	INF	1999	June	Vince Faison	OF
1975	Jan.	Gene Richards	OF			Gerik Baxter	RHP
		*Juan Eichelberger	RHP			Omar Ortiz	RHP
	June	Mike Lentz	LHP	2000	June	Mark Phillips	LHP
1976	Jan.	Keith Miller	C	2001	June	Jake Gautreau	INF
		Bob Shirley	LHP	2002	June	Khalil Greene	INF
	June	Bob Owchinko	LHP	2003	June	Tim Stauffer	RHP
1977	Jan.	Kevin Chapman	RHP	2004	June	Matt Bush	INF
	June	Brian Greer	OF	2005	June	Cesar Carrillo	RHP
1978	Jan.	Don Johnson	LHP			*Cesar Ramos	LHP
	June	Andy Hawkins	RHP	2006	June	Matt Antonelli	INF
1979	Jan.	John Stevenson	INF			*Kyler Burke	OF
	June	Joe Lansford	INF	2007	June	Nick Schmidt	LHP
		Bob Geren	C			* Kellen Kulbacki	OF
1980	Jan.	Ricky McMullen	INF			* Drew Cumberland	SS
	June	Jeff Pyburn	OF			* Mitch Canham	C
1981	June	Kevin McReynolds	OF			* Cory Luebke	LHP
		Frank Castro	C			* Daniel Payne	OF
1982	Jan.	*Scott Parsons	RHP	2008	June	Allan Dykstra	INF
	June	Jimmy Jones	RHP			*Jaff Decker	OF
		*Kevin Towers	RHP			* Logan Forsythe	INF
1983	June	Ray Hayward	LHP	2009	June	Donavan Tate	OF
		*Craig Reid	INF	2010	June	# Karsten Whitson	RHP
1984	Jan.	Larry Martin	OF	2011	June	Cory Spangenberg	INF
		*Randell Byers	OF			Joe Ross	RHP
	June	Shane Mack	OF			*Michael Kelly	RHP
		*Robert Grandstaff	INF			*# Brett Austin	C
1985	June	Joey Cora	INF			* Jace Peterson	INF
1986	Jan.	Doug Brocail	RHP	2012	June	Max Fried	LHP
		*Brian Harrison	LHP			*Zach Eflin	RHP
	June	Thomas Howard	OF			*Travis Jankowski	OF
		*Pete Roberts	LHP			*Walker Weickel	RHP

*Selected in the Secondary Phase

Did not sign

Players in **blue** reached the Majors with the Padres

SCOUTING & PLAYER DEVELOPMENT

2013 MINOR LEAGUE PLAYERS

ADAMS, BRIAN

OF

HT: 6-4 **WT:** 220 **B/T:** R/R **HOMETOWN:** Gainesville, GA
BORN: February 28, 1991 in Gainesville, GA
HIGH SCHOOL: South Forsyth (GA)
COLLEGE: University of Kentucky
HOW ACQUIRED: Signed as an eighth-round selection in the 2012 First-Year Player Draft
SIGNED BY: Mark Conner (Padres)

YR	CLUB	AVG	G	AB	R	H	2B	3B	HR	RBI	SH	SF	HP	BB	SO	SB	CS	OBP	SLG	E
2012	Eugene (A)	.321	12	28	7	9	2	0	3	7	0	0	0	4	12	4	1	.406	.714	0

ADAMSON, COREY JON

OF

HT: 6-2 **WT:** 185 **B/T:** L/R **HOMETOWN:** Bullsbrook, Australia
BORN: February 23, 1992 in Bullsbrook, Australia
HOW ACQUIRED: Signed as a non-drafted free agent, July 2, 2008
SIGNED BY: Trevor Schumm and Randy Smith (Padres)

2008: Helped the Western Australia Under-16 team to the National Championship in January, 2008.

PERSONAL: Father Tony was an inaugural inductee into Australia's Baseball Hall of Fame in 1998.

YR	CLUB	AVG	G	AB	R	H	2B	3B	HR	RBI	SH	SF	HP	BB	SO	SB	CS	OBP	SLG	E
2009	AZL Padres (R)	.143	15	49	4	7	1	0	0	4	1	0	1	4	17	0	0	.222	.163	1
2010	AZL Padres (R)	.283	36	138	18	39	7	2	0	19	1	1	3	14	34	2	5	.359	.362	3
	Eugene (A)	.119	14	42	4	5	0	0	0	5	0	1	1	6	17	1	2	.240	.119	1
2011	AZL Padres (R)	.245	48	192	23	47	7	3	1	18	0	2	0	22	48	9	8	.319	.328	2
	Fort Wayne (A)	.167	6	18	0	3	1	0	0	1	0	0	0	0	7	0	0	.167	.222	1
2012	Fort Wayne (A)	.111	29	81	7	9	1	0	1	5	2	2	0	15	17	2	5	.245	.160	0
	Eugene (A)	.240	66	233	26	56	9	4	1	24	4	0	5	25	48	15	9	.327	.326	7
Minor League Totals		.220	214	753	82	166	26	9	3	76	8	6	10	86	188	29	29	.306	.291	15

ALGER, BRANDON ALAN

LHP

HT: 6-3 **WT:** 190 **B/T:** L/L **HOMETOWN:** Leo, IN
BORN: July 4, 1991 in Fort Wayne, IN
HIGH SCHOOL: Leo High School (IN)
COLLEGE: Indiana Tech (IN)
HOW ACQUIRED: Signed as a 26th-round selection in the 2012 First-Year Player Draft
SIGNED BY: Mark Conner (Padres)

YR	CLUB	W-L	ERA	G	GS	CG	SHO	SV	IP	H	R	ER	HR	HB	BB	SO	WP	BK
2012	Eugene (A)	4-1	2.32	15	5	0	0	0	42.2	39	12	11	0	2	6	36	0	0

ANDRIESE, MATTHEW LEE (MATT)

RHP

HT: 6-3 **WT:** 210 **B/T:** R/R **HOMETOWN:** Redlands, CA
BORN: August 28, 1989 in Redlands, CA
HIGH SCHOOL: Redlands East Valley (CA)
COLLEGE: UC Riverside (CA)
HOW ACQUIRED: Signed as a third-round selection in the 2011 First-Year Player Draft
SIGNED BY: Josh Emmerick (Padres)

2011: Named the No. 6 prospect in the Short-Season Northwest League by *Baseball America* after the season.

YR	CLUB	W-L	ERA	G	GS	CG	SHO	SV	IP	H	R	ER	HR	HB	BB	SO	WP	BK
2011	Eugene (A)	5-1	1.51	12	8	0	0	0	41.2	29	8	7	0	2	10	42	1	0
2012	Lake Elsinore (A)	10-8	3.58	27	26	0	0	0	146.0	140	72	58	9	4	38	131	10	1
Minor League Totals		15-9	3.12	39	34	0	0	0	187.2	169	80	65	9	6	48	173	11	1

ANNA, DEAN

INF

HT: 5-11 WT: 180 B/T: L/R HOMETOWN: Mokena, IL
BORN: November 24, 1986 in Harvey, IL
HIGH SCHOOL: Lincoln Way East (IL)
COLLEGE: Ball State (IN)
HOW ACQUIRED: Signed as a 26th-round selection in the 2008 First-Year Player Draft
SIGNED BY: Jeff Stewart (Padres)

YR	CLUB	AVG	G	AB	R	H	2B	3B	HR	RBI	SH	SF	HP	BB	SO	SB	CS	OBP	SLG	E
2008	Eugene (A)	.224	30	107	21	24	2	0	4	15	1	2	5	20	23	10	1	.366	.355	5
	AZL Padres (R)	.250	13	44	9	11	1	0	1	9	1	0	0	1	8	1	0	.267	.341	1
2009	Fort Wayne (A)	.200	17	55	4	11	2	0	0	5	0	2	0	7	13	0	0	.281	.236	1
	Eugene (A)	.310	39	145	27	45	13	1	5	26	2	1	4	23	28	7	6	.416	.517	9
2010	Fort Wayne (A)	.271	80	225	42	61	14	2	6	32	2	3	3	39	40	5	1	.381	.431	16
2011	Lake Elsinore (A)	.311	44	148	25	46	10	2	3	18	2	3	5	19	22	2	0	.400	.466	7
	San Antonio (AA)	.253	70	198	45	50	18	1	2	23	2	2	3	41	19	3	0	.385	.384	11
2012	San Antonio (AA)	.271	129	425	75	115	16	3	10	47	1	7	11	66	76	6	4	.377	.393	12
	Minor League Totals	.269	422	1347	248	363	76	9	31	175	11	20	31	216	229	34	12	.378	.408	62

BALTZ, JEREMY MICHAEL

OF

HT: 6-3 WT: 205 B/T: R/R HOMETOWN: Vestal, NY
BORN: September 17, 1990 in Vestal, NY
HIGH SCHOOL: Vestal High School (NY)
COLLEGE: St. John's University (NY)
HOW ACQUIRED: Signed as a second-round selection in the 2012 First-Year Player Draft
SIGNED BY: Jim Bretz (Padres)

YR	CLUB	AVG	G	AB	R	H	2B	3B	HR	RBI	SH	SF	HP	BB	SO	SB	CS	OBP	SLG	E
2012	Eugene (A)	.281	70	263	44	74	16	2	5	43	2	1	7	33	43	12	2	.375	.414	2

BARAHONA, LUIS ALBERTO

OF

HT: 5-11 WT: 170 B/T: S/R HOMETOWN: Nuevo Tocumen, Panama
BORN: November 27, 1993 in Panama City, Panama
HOW ACQUIRED: Signed as a non-drafted free agent, July 14, 2010
SIGNED BY: Robert Rowley and Felix Feliz (Padres)

YR	CLUB	AVG	G	AB	R	H	2B	3B	HR	RBI	SH	SF	HP	BB	SO	SB	CS	OBP	SLG	E
2011	DSL Padres (R)	.286	40	84	17	24	6	0	0	17	1	1	1	15	15	9	1	.396	.357	2
2012	DSL Padres (R)	.217	48	166	33	36	9	3	0	11	3	0	1	14	34	10	3	.282	.307	4
	Minor League Totals	.240	88	250	50	60	15	3	0	28	4	1	2	29	49	19	4	.323	.324	6

BEARD, HAYDEN STUART

RHP

HT: 6-1 WT: 175 B/T: R/R HOMETOWN: Holt, Australia
BORN: January 22, 1985 in Canberra, Australia
HOW ACQUIRED: Selected in the Double-A Phase of the 2009 Rule 5 Draft from the New York Mets
SIGNED BY: N/A

2008-09: Missed the entire seasons due to injury.
 2007: Missed the entire season due to right elbow surgery in May of 2007.

YR	CLUB	W-L	ERA	G	GS	CG	SHO	SV	IP	H	R	ER	HR	HB	BB	SO	WP	BK
2006	GCL Mets (R)	5-2	5.34	15	0	0	0	2	30.1	25	21	18	2	4	17	19	6	0
2007									Did not play									
2008									Did not play									
2009									Did not play									
2010	Fort Wayne (A)	4-3	6.19	29	0	0	0	2	36.1	37	27	25	1	3	16	22	5	0
	Lake Elsinore (A)	0-1	4.37	20	0	0	0	0	35.0	25	20	17	2	3	20	30	6	0
2011	AZL Padres (R)	0-0	0.00	2	0	0	0	0	3.0	3	1	0	0	0	1	4	1	0
	Lake Elsinore (A)	4-3	6.17	41	0	0	0	0	58.1	81	47	40	6	4	21	61	7	0
2012	San Antonio (AA)	6-5	5.58	31	19	0	0	0	119.1	144	76	74	12	13	40	69	7	0
	Minor League Totals	19-14	5.55	138	19	0	0	4	282.1	315	192	174	23	27	115	205	32	0

SCOUTING & PLAYER DEVELOPMENT

BELTRE, JACOB LUIS

RHP

HT: 6-3 WT: 215 B/T: R/R HOMETOWN: Bani, DR
 BORN: October 11, 1992 in Bani, DR
 HOW ACQUIRED: Signed as a non-drafted free agent, November 25, 2009
 SIGNED BY: Randy Smith, Felix Feliz and Martin Jose (Padres)

YR	CLUB	W-L	ERA	G	GS	CG	SHO	SV	IP	H	R	ER	HR	HB	BB	SO	WP	BK
2011	DSL Padres (R)	1-1	4.38	13	0	0	0	4	12.1	10	8	6	0	1	8	7	0	0
2012	DSL Padres (R)	2-4	4.15	30	0	0	0	15	30.1	35	17	14	0	4	10	30	6	0
Minor League Totals		3-5	4.22	43	0	0	0	19	42.2	45	25	20	0	5	18	37	6	0

YR	CLUB	AVG	G	AB	R	H	2B	3B	HR	RBI	SH	SF	HP	BB	SO	SB	CS	OBP	SLG	E
2010	DSL Padres (R)	.148	11	27	2	4	0	0	1	4	0	1	0	4	9	0	0	.250	.259	4

BELEN, CARLOS REYNALDO

INF

HT: 6-1 WT: 213 B/T: R/R HOMETOWN: Santo Domingo, DR
 BORN: February 28, 1996 in Santo Domingo, DR
 HOW ACQUIRED: Signed as a non-drafted free agent, July 2, 2012
 SIGNED BY: Felix Feliz, Ysrael Rojas and Randy Smith (Padres)

BERNARD, WYNTON ALLEN

OF

HT: 6-2 WT: 195 B/T: R/R HOMETOWN: Poway, CA
 BORN: September 24, 1990 in San Diego, CA
 HIGH SCHOOL: Rancho Bernardo (CA)
 COLLEGE: Niagara University (NY)
 HOW ACQUIRED: Signed as a 35th-round selection in the 2012 First-Year Player Draft
 SIGNED BY: Jim Bretz (Padres)

YR	CLUB	AVG	G	AB	R	H	2B	3B	HR	RBI	SH	SF	HP	BB	SO	SB	CS	OBP	SLG	E
2012	AZL Padres (R)	.232	23	56	14	13	3	0	1	9	0	1	1	7	14	4	0	.323	.339	2

BISSON, CHRISTIAN D. (CHRIS)

INF

HT: 5-11 WT: 185 B/T: L/R HOMETOWN: Orleans, Ontario, CAN
 BORN: August 14, 1989 in Ottawa, Ontario, CAN
 HIGH SCHOOL: Beatrice-Desloges (CAN)
 COLLEGE: Kentucky (KY)
 HOW ACQUIRED: Signed as a fourth-round selection in the 2010 First-Year Player Draft
 SIGNED BY: Mark Conner (Padres)

YR	CLUB	AVG	G	AB	R	H	2B	3B	HR	RBI	SH	SF	HP	BB	SO	SB	CS	OBP	SLG	E
2010	Eugene (A)	.250	22	72	7	18	3	0	0	4	1	2	0	10	19	5	4	.333	.292	5
	AZL Padres (R)	.056	6	18	1	1	0	0	0	0	1	0	0	4	4	0	0	.227	.056	0
2011	Fort Wayne (A)	.261	123	418	61	109	11	5	2	43	6	3	2	53	106	21	10	.345	.325	22
2012	Lake Elsinore (A)	.288	131	472	76	136	17	5	3	46	4	5	0	35	91	43	13	.334	.364	32
Minor League Totals		.269	282	980	145	264	31	10	5	93	12	10	2	102	220	69	27	.336	.337	59

BLACKWOOD, JACOB H.

INF

HT: 6-0 WT: 195 B/T: R/R HOMETOWN: Kansas City, MO
 BORN: September 14, 1985 in Charleston, SC
 HIGH SCHOOL: Platte County R-111 (MO)
 COLLEGE: Maple Woods CC (MO)
 HOW ACQUIRED: Selected in the Triple-A Phase of the 2010 Rule 5 Draft from the San Francisco Giants
 SIGNED BY: Ryan Wardinski (Marlins)

2011: Named a Midwest League mid-season All-Star.
 2010: Signed with San Francisco as a minor league free agent, October 14, 2010.
 2006: Named a New York-Penn League mid-season All-Star.
 Selected by the Florida Marlins in the 16th round of the 2006 First-Year Player Draft.

YR	CLUB	AVG	G	AB	R	H	2B	3B	HR	RBI	SH	SF	HP	BB	SO	SB	CS	OBP	SLG	E
2006	Jamestown (R)	.300	69	267	30	80	16	1	2	32	0	2	2	11	33	5	4	.330	.390	11
2007	Greensboro (A)	.245	122	490	54	120	26	1	10	78	0	4	3	17	53	0	0	.272	.363	35
2008	Jupiter (A)	.208	92	317	30	66	10	3	4	29	0	2	4	21	39	5	1	.265	.297	16
2009	Jupiter (A)	.174	27	92	7	16	1	0	2	10	0	0	0	4	21	1	0	.208	.250	4
2010	Played Independent League Baseball																			
2011	Fort Wayne (A)	.284	71	271	29	77	26	2	9	43	0	1	2	17	51	6	2	.330	.494	13
	Lake Elsinore (A)	.251	60	227	31	57	10	1	8	33	1	2	1	18	43	3	1	.306	.410	12
2012	San Antonio (AA)	.219	87	283	26	62	10	1	5	29	1	2	2	10	67	5	1	.249	.314	2
Minor League Totals		.246	528	1947	207	478	99	9	40	254	2	13	14	98	307	25	9	.285	.367	93

BLANCO, FELIPE SALVADOR

INF

HT: 6-1 **WT:** 175 **B/T:** R/R **HOMETOWN:** Valverde, DR
BORN: December 9, 1993 in Valverde, DR
HOW ACQUIRED: Signed as a non-drafted free agent, November 16, 2010
SIGNED BY: Randy Smith, Felix Feliz and Emenegildo Diaz (Padres)

YR	CLUB	AVG	G	AB	R	H	2B	3B	HR	RBI	SH	SF	HP	BB	SO	SB	CS	OBP	SLG	E
2011	AZL Padres (R)	.176	38	136	13	24	0	2	1	16	4	1	3	8	42	6	3	.236	.228	28
2012	AZL Padres (R)	.250	31	88	12	22	4	0	0	6	2	1	0	18	33	0	0	.374	.295	17
	Eugene (A)	.000	3	6	0	0	0	0	0	0	0	0	0	0	3	0	0	.000	.000	1
Minor League Totals		.200	72	230	25	46	4	2	1	22	6	2	3	26	78	6	3	.287	.248	46

BOSTJANCIC, CORY MITCHELL

RHP

HT: 6-0 **WT:** 180 **B/T:** R/R **HOMETOWN:** Fairfax, CA
BORN: July 14, 1992 in Forest Knolls, CA
HIGH SCHOOL: Sir Francis Drake High School (CA)
COLLEGE: College of Marin (CA)
HOW ACQUIRED: Signed as a 15th-round selection in the 2012 First-Year Player Draft
SIGNED BY: Noah Jackson (Padres)

YR	CLUB	W-L	ERA	G	GS	CG	SHO	SV	IP	H	R	ER	HR	HB	BB	SO	WP	BK
2012	AZL Padres (R)	0-2	7.64	16	0	0	0	1	17.2	24	20	15	2	1	13	9	6	0

BRANHAM, MATTHEW E.

RHP

HT: 6-5 **WT:** 220 **B/T:** R/R **HOMETOWN:** Columbia, SC
BORN: September 28, 1987 in Columbia, SC
HIGH SCHOOL: Spring Valley (SC)
COLLEGE: Southern Carolina Upstate (SC)
HOW ACQUIRED: Signed as a 27th-round selection in the 2010 First-Year Player Draft
SIGNED BY: Adam Bourassa (Padres)

YR	CLUB	W-L	ERA	G	GS	CG	SHO	SV	IP	H	R	ER	HR	HB	BB	SO	WP	BK
2010	Eugene (A)	6-3	2.97	14	11	0	0	0	60.2	61	23	20	1	0	15	56	5	0
	Fort Wayne (A)	0-0	9.00	1	0	0	0	0	1.0	3	1	1	0	1	0	1	0	0
2011	Eugene (A)	0-0	0.00	2	0	0	0	0	2.0	1	0	0	0	0	1	4	0	0
	Fort Wayne (A)	4-3	4.98	11	10	0	0	0	47.0	54	31	26	6	2	12	49	2	0
2012	Lake Elsinore (A)	8-3	3.72	41	14	0	0	1	111.1	103	51	46	9	4	32	102	4	1
Minor League Totals		18-9	3.77	69	35	0	0	1	222.0	222	106	93	16	7	60	212	11	1

BRASOBAN, YIMMI YOEL

RHP

HT: 6-1 **WT:** 185 **B/T:** R/R **HOMETOWN:** San Cristobal, DR
BORN: June 22, 1994 in San Cristobal, DR
HOW ACQUIRED: Signed as a non-drafted free agent, May 12, 2011
SIGNED BY: Felix Feliz and Martin Jose (Padres)

YR	CLUB	W-L	ERA	G	GS	CG	SHO	SV	IP	H	R	ER	HR	HB	BB	SO	WP	BK
2011	DSL Padres (R)	3-3	5.65	12	10	0	0	0	43.0	42	35	27	1	11	28	25	10	0
2012	DSL Padres (R)	1-2	1.50	11	11	0	0	0	54.0	43	24	9	2	6	15	39	9	0
	AZL Padres (R)	0-0	8.10	2	0	0	0	0	3.1	7	3	3	0	1	1	4	0	0
Minor League Totals		4-5	3.50	25	21	0	0	0	100.1	92	62	39	3	18	44	68	19	0

BRAVO, JOSE DANIEL (DANIEL)

INF

HT: 6-0 **WT:** 160 **B/T:** R/R **HOMETOWN:** Ocumare de la Costa, Venezuela
BORN: February 16, 1995 in Ocumare de la Costa, Venezuela
HOW ACQUIRED: Signed as a non-drafted free agent, November 1, 2011
SIGNED BY: Felix Feliz, Yfrain Linares and Luis Prieto (Padres)

YR	CLUB	AVG	G	AB	R	H	2B	3B	HR	RBI	SH	SF	HP	BB	SO	SB	CS	OBP	SLG	E
2012	DSL Padres (R)	.242	38	120	22	29	5	2	0	14	1	1	4	20	34	7	1	.366	.317	13

SCOUTING & PLAYER DEVELOPMENT

BRITO, MALQUIEL

OF

HT: 6-1 WT: 187 B/T: L/R HOMETOWN: Santo Domingo, DR
 BORN: August 24, 1993 in Santo Domingo, DR
 HOW ACQUIRED: Signed as a non-drafted free agent, February 18, 2011
 SIGNED BY: Felix Feliz, Jose Salado and Randy Smith (Padres)

YR	CLUB	AVG	G	AB	R	H	2B	3B	HR	RBI	SH	SF	HP	BB	SO	SB	CS	OBP	SLG	E
2011	DSL Padres (R)	.217	48	152	23	33	5	2	0	9	0	1	5	26	37	3	8	.348	.276	3
2012	AZL Padres (R)	.248	29	113	19	28	2	1	0	14	1	1	1	7	27	3	1	.295	.283	26
Minor League Totals		.230	77	265	42	61	7	3	0	23	1	2	6	33	64	6	9	.327	.279	29

BROADWAY, MICHAEL ALAN

RHP

HT: 6-5 WT: 215 B/T: R/R HOMETOWN: Paducah, KY
 BORN: March 30, 1987 in Paducah, KY
 HIGH SCHOOL: Pope County High School (IL)
 HOW ACQUIRED: Signed as a minor league free agent, May 28, 2012
 SIGNED BY: Terry Tripp (Braves)

YR	CLUB	W-L	ERA	G	GS	CG	SHO	SV	IP	H	R	ER	HR	HB	BB	SO	WP	BK
2005	GCL Braves (R)	1-2	5.40	7	3	0	0	0	21.2	30	18	13	3	1	8	12	3	0
2006	Danville (R)	4-0	3.25	9	5	0	0	0	36.0	30	15	13	1	4	9	18	2	0
2007	Rome (A)	11-6	5.25	29	11	0	0	0	96.0	125	65	56	5	2	33	50	11	1
2008	Rome (A)	0-3	4.96	15	0	0	0	0	32.2	43	28	18	2	0	6	21	2	0
	Myrtle Beach (A)	2-2	3.40	22	2	0	0	2	50.1	37	23	19	3	4	21	33	4	2
2009	Myrtle Beach (A)	2-7	4.50	35	1	0	0	0	58.0	59	32	29	5	5	36	53	5	0
	Mississippi (AA)	0-0	0.00	4	1	0	0	0	9.0	9	2	0	0	0	1	4	1	0
2010	Mississippi (AA)	1-1	3.45	23	0	0	0	1	31.1	30	12	12	2	2	16	38	0	0
	Gwinnett (AAA)	4-0	5.73	17	0	0	0	0	22.0	21	17	14	1	2	9	19	1	0
2011	Mississippi (AA)	1-0	1.80	4	0	0	0	0	5.0	3	1	1	0	1	2	6	1	0
2012	San Antonio (AA)	0-2	6.35	33	0	0	0	0	39.2	51	32	28	4	1	13	45	4	0
Minor League Totals		26-23	4.55	198	23	0	0	3	401.2	438	245	203	26	22	154	299	34	3

BRUGUERA, REYNALDO ANTONIO

INF

HT: 5-10 WT: 170 B/T: S/R HOMETOWN: La Romana, DR
 BORN: November 5, 1991 in La Romana, DR
 HOW ACQUIRED: Signed as a non-drafted free agent, February 10, 2010
 SIGNED BY: Felix Feliz and Martin Jose (Padres)

YR	CLUB	AVG	G	AB	R	H	2B	3B	HR	RBI	SH	SF	HP	BB	SO	SB	CS	OBP	SLG	E
2010	DSL Padres (R)	.207	34	87	11	18	3	1	0	5	0	1	0	16	21	3	2	.327	.264	4
2011	DSL Padres (R)	.213	37	89	23	19	2	0	1	7	0	0	3	20	21	10	9	.375	.270	8
2012	DSL Padres (R)	.272	60	217	38	59	10	5	2	20	2	0	4	38	51	15	7	.390	.392	20
Minor League Totals		.244	131	393	72	96	15	6	3	32	2	1	7	74	93	28	18	.373	.336	32

BURKE, CHRISTOPHER DAVID (CHRIS)

INF

HT: 6-1 WT: 205 B/T: R/R HOMETOWN: Islip, NY
 BORN: April 25, 1990 in Bethpage, NY
 HIGH SCHOOL: Islip High School (NY)
 COLLEGE: Iona College (NY)
 HOW ACQUIRED: Signed as an 18th-round selection in the 2012 First-Year Player Draft
 SIGNED BY: Jim Bretz (Padres)

YR	CLUB	AVG	G	AB	R	H	2B	3B	HR	RBI	SH	SF	HP	BB	SO	SB	CS	OBP	SLG	E
2012	AZL Padres (R)	.270	10	37	3	10	1	1	0	6	0	0	0	4	11	1	0	.341	.351	4
	Eugene (A)	.231	41	121	11	28	5	1	1	9	1	3	3	17	36	5	3	.333	.314	12
Minor League Totals		.241	51	158	14	38	6	2	1	15	1	3	3	21	47	6	3	.335	.323	16

BUSCHINI, ADAM J.

INF

HT: 6-2 **WT:** 205 **B/T:** R/R **HOMETOWN:** San Ramon, CA
BORN: May 6, 1987 in Oakland, CA
HIGH SCHOOL: California
COLLEGE: Cal Poly San Luis Obispo
HOW ACQUIRED: Signed as a minor league free agent, February 1, 2013
SIGNED BY: Shane Bowers (Phillies)

PERSONAL: Originally signed by the Philadelphia Phillies as a fourth-round selection in the 2009 First-Year Player Draft.

2012: Played in the Australian Baseball League, hitting .363 (61-for-168) with 10 doubles, 15 home runs, 50 RBI, 37 runs scored and seven stolen bases in 42 games for the Canberra Cavalry.

YR	CLUB	AVG	G	AB	R	H	2B	3B	HR	RBI	SH	SF	HP	BB	SO	SB	CS	OBP	SLG	E
2009	Williamsport (A)	.228	52	180	20	41	4	4	2	15	0	2	5	23	44	15	1	.329	.328	--
2010	Lakewood (A)	.219	83	302	49	66	19	4	2	28	5	0	3	37	54	16	6	.310	.328	--
2011									Did not Play											
2012									Did not play											
Minor League Totals		.222	135	482	69	107	23	8	4	43	5	2	8	60	98	31	7	.317	.328	--

CABRERA, ERIK JOSE

RHP

HT: 6-1 **WT:** 180 **B/T:** R/R **HOMETOWN:** Nizao, DR
BORN: August 15, 1990 in Nizao, DR
HOW ACQUIRED: Signed as a non-drafted free agent, May 27, 2011
SIGNED BY: Felix Feliz and Martin Jose (Padres)

YR	CLUB	W-L	ERA	G	GS	CG	SHO	SV	IP	H	R	ER	HR	HB	BB	SO	WP	BK
2011	DSL Padres (R)	2-5	5.34	12	5	1	0	0	30.1	26	24	18	1	7	19	15	6	1
2012	DSL Padres (R)	1-2	2.12	10	10	0	0	0	46.2	33	20	11	2	3	14	56	4	0
	Fort Wayne (A)	2-2	3.33	5	5	0	0	0	24.1	17	15	9	3	0	10	20	1	1
Minor League Totals		5-9	3.38	27	20	1	0	0	101.1	76	59	38	6	10	43	91	11	2

CABRERA, FELIX YUNIO

INF

HT: 6-0 **WT:** 170 **B/T:** R/R **HOMETOWN:** Nizao, DR
BORN: July 14, 1989 in Nizao, DR
HOW ACQUIRED: Signed as a non-drafted free agent, April 24, 2009
SIGNED BY: Felix Feliz and Martin Jose (Padres)

YR	CLUB	AVG	G	AB	R	H	2B	3B	HR	RBI	SH	SF	HP	BB	SO	SB	CS	OBP	SLG	E
2009	DSL Padres (R)	.184	57	179	37	33	6	1	0	18	0	3	12	44	53	10	4	.374	.229	26
2010	DSL Padres (R)	.149	35	87	11	13	3	1	0	3	1	0	3	9	24	12	3	.253	.207	6
2011	AZL Padres (R)	.289	40	128	19	37	5	2	1	19	0	2	1	11	26	10	3	.345	.383	14
2012	Eugene (A)	.243	15	37	6	9	3	0	2	10	0	0	1	2	9	0	0	.300	.486	3
	Fort Wayne (A)	.209	18	43	4	9	2	0	1	4	1	0	0	2	10	2	1	.244	.326	3
	San Antonio (AA)	.400	4	5	3	2	1	0	0	0	0	0	0	1	0	0	0	.500	.600	0
	Tucson (AAA)	.667	2	6	1	4	0	0	0	0	0	0	0	0	1	3	0	.667	.667	0
Minor League Totals		.221	171	485	81	107	20	4	4	54	2	5	17	69	123	37	11	.335	.303	52

CAMPOS, LEONEL ENRIQUE

RHP

HT: 6-3 **WT:** 185 **B/T:** R/R **HOMETOWN:** Valera, Venezuela
BORN: July 17, 1987 in Valera, Venezuela
HOW ACQUIRED: Signed as a non-drafted free agent, December 21, 2010
SIGNED BY: Yfrain Linares (Padres)

2011: Underwent "Tommy John" surgery on his right elbow in October following the season.

2010: Played in the Venezuelan Winter League.

YR	CLUB	W-L	ERA	G	GS	CG	SHO	SV	IP	H	R	ER	HR	HB	BB	SO	WP	BK
2011	Eugene (A)	0-0	18.00	1	1	0	0	0	2.0	5	4	4	1	0	0	4	0	0
2012									Missed season due to injury									

SCOUTING & PLAYER DEVELOPMENT

CARMON, STEPHEN ANDERSON

INF

HT: 5-7 **WT:** 155 **B/T:** L/R **HOMETOWN:** Camden, SC
BORN: February 19, 1990 in Camden, SC
HIGH SCHOOL: Camden High School (SC)
COLLEGE: University of South Carolina, Aiken
HOW ACQUIRED: Signed as a 10th-round selection in the 2012 First-Year Player Draft
SIGNED BY: Adam Bourassa (Padres)

YR	CLUB	AVG	G	AB	R	H	2B	3B	HR	RBI	SH	SF	HP	BB	SO	SB	CS	OBP	SLG	E
2012	Eugene (A)	.275	49	167	28	46	6	4	1	9	5	0	2	27	21	9	3	.383	.377	13
	Lake Elsinore (A)	.167	3	6	1	1	0	0	0	1	0	0	1	1	2	0	0	.375	.167	0
	Minor League Totals	.272	52	173	29	47	6	4	1	10	5	0	3	28	23	9	3	.382	.370	13

CARRILLO, JHONATHAN JOSE

LHP

HT: 6-1 **WT:** 168 **B/T:** L/L **HOMETOWN:** Maracay, Venezuela
BORN: February 2, 1994 in Maracay, Venezuela
HOW ACQUIRED: Signed as a non-drafted free agent, November 1, 2011
SIGNED BY: Felix Feliz, Yfrain Linares and Luis Prieto (Padres)

YR	CLUB	W-L	ERA	G	GS	CG	SHO	SV	IP	H	R	ER	HR	HB	BB	SO	WP	BK
2012	DSL Padres (R)	3-1	4.97	21	2	0	0	0	38.0	34	28	21	3	3	30	42	10	1

CARROLL, SWAIN SAWYER (SAWYER)

OF

HT: 6-4 **WT:** 215 **B/T:** L/R **HOMETOWN:** Henryetta, OK
BORN: May 9, 1986 in Stillwater, OK
HIGH SCHOOL: Henryetta (OK)
COLLEGE: University of Kentucky
HOW ACQUIRED: Signed as a third-round selection in the 2008 First-Year Player Draft
SIGNED BY: Ash Lawson (Padres)

2011: Named a Texas League mid-season All-Star.

Played in the Caribbean Winter League.

2009: Named the Star of Stars of the Midwest League mid-season All-Star Game...went 4-for-4 in the game.

2008: Named a Northwest League post-season All-Star.

Ranked second in the NWL in slugging (.548) and tied for third in home runs (8).

YR	CLUB	AVG	G	AB	R	H	2B	3B	HR	RBI	SH	SF	HP	BB	SO	SB	CS	OBP	SLG	E
2008	Eugene (A)	.299	46	177	41	53	14	3	8	39	0	2	0	32	48	5	2	.403	.548	2
	Fort Wayne (A)	.219	18	64	5	14	3	0	0	8	1	0	1	6	19	0	0	.296	.266	1
2009	Fort Wayne (A)	.316	66	250	43	79	20	1	5	40	0	2	1	40	57	14	5	.410	.464	2
	Lake Elsinore (A)	.320	37	147	28	47	15	5	2	42	0	4	1	22	33	4	2	.402	.531	2
	San Antonio (AA)	.317	28	82	17	26	5	3	1	14	0	0	0	18	16	1	1	.440	.488	2
2010	San Antonio (AA)	.240	128	458	50	110	21	3	7	55	0	5	3	56	123	1	7	.324	.345	6
2011	San Antonio (AA)	.267	129	460	68	123	24	6	18	71	3	1	0	61	97	11	2	.352	.463	5
2012	Tucson (AAA)	.263	112	372	46	98	15	6	8	56	0	2	0	42	69	10	6	.337	.401	6
	Minor League Totals	.274	564	2010	298	550	117	27	49	325	4	16	6	277	462	46	25	.361	.432	26

CASTANEDA, FEDERICO

RHP

HT: 6-0 **WT:** 197 **B/T:** R/R **HOMETOWN:** Torreon, MEX
BORN: January 26, 1983 in Torreon, MEX
HOW ACQUIRED: Selected in the Triple-A Phase of the 2012 Rule-5 Draft from the Kansas City Royals
SIGNED BY: N/A (Royals)

YR	CLUB	W-L	ERA	G	GS	CG	SHO	SV	IP	H	R	ER	HR	HB	BB	SO	WP	BK
2003	Vaqueros	1-7	4.59	26	6	0	0	0	68.2	70	40	35	12	8	36	50	7	0
2004	Vaqueros	2-1	5.50	34	0	0	0	3	34.1	30	23	21	6	4	25	25	1	0
2005	Vaqueros	0-0	4.40	11	0	0	0	0	14.1	20	7	7	2	1	6	10	0	0
	Tecolotes	0-0	3.86	7	2	0	0	0	14.0	16	8	6	1	0	8	10	0	0
2006		0-0	0.00	0	0	0	0	0	0.0	0	0	0	0	0	0	0	0	0
2007	Vaqueros	2-1	3.42	44	0	0	0	2	50.0	49	21	19	7	4	14	42	4	0
2008	Vaqueros	4-1	4.28	58	0	0	0	0	54.2	50	28	26	7	4	22	46	6	0
2009	AZL Royals (R)	0-1	2.61	8	0	0	0	0	10.1	8	5	3	0	1	3	10	0	0
	N. Arkansas (AA)	0-3	4.28	12	2	0	0	1	27.1	20	13	13	2	4	11	27	1	0
2010	N. Arkansas (AA)	0-0	0.00	3	0	0	0	2	9.2	4	0	0	0	0	1	11	0	0
	Omaha (AAA)	4-2	3.69	31	4	0	0	0	75.2	58	34	31	13	7	30	54	3	0
2011	Diablos Rojos	7-3	5.74	38	0	0	0	0	53.1	61	37	34	10	3	20	44	2	0
	Omaha (AAA)	0-0	0.00	2	0	0	0	0	3.0	1	0	0	0	0	0	3	1	0
2012	Diablos Rojos	2-4	5.71	51	0	0	0	1	52.0	56	34	33	9	5	15	52	3	1
	Minor League Totals	4-6	3.36	56	6	0	0	3	126.0	91	52	47	15	12	45	105	5	0
	Mexican League Totals	18-17	4.77	269	8	0	0	6	341.1	352	198	181	54	29	146	279	23	1

CASTILLO, FABIAN

C

HT: 6-1 WT: 175 B/T: R/R HOMETOWN: San Cristobal, DR
 BORN: September 26, 1993 in Santo Domingo, DR
 HOW ACQUIRED: Signed as a non-drafted free agent, July 6, 2010
 SIGNED BY: Felix Feliz (Padres)

YR	CLUB	AVG	G	AB	R	H	2B	3B	HR	RBI	SH	SF	HP	BB	SO	SB	CS	OBP	SLG	E
2011	DSL Padres (R)	.141	21	71	4	10	1	0	0	7	2	1	2	0	21	2	0	.162	.155	1
2012	DSL Padres (R)	.202	25	99	14	20	3	0	2	15	0	0	1	4	19	1	0	.240	.293	2
Minor League Totals		.176	46	170	18	30	4	0	2	22	2	1	3	4	40	3	0	.208	.235	3

CHABOT, MATTHEW ADAM

RHP

HT: 6-2 WT: 190 B/T: R/R HOMETOWN: Riverside, CA
 BORN: September 11, 1991 in Riverside, CA
 COLLEGE: Riverside Community College (CA)
 HOW ACQUIRED: Signed as a 21st-round selection in the 2012 First-Year Player Draft
 SIGNED BY: Josh Emmerick (Padres)

YR	CLUB	W-L	ERA	G	GS	CG	SHO	SV	IP	H	R	ER	HR	HB	BB	SO	WP	BK
2012	Eugene (A)	0-0	2.17	25	0	0	0	2	29.0	23	7	7	0	2	11	23	3	0

CHARLES, ERIC MICHAEL

INF

HT: 5-10 WT: 180 B/T: R/R HOMETOWN: Zionsville, IN
 BORN: December 18, 1988 in Chicago, IL
 HIGH SCHOOL: Zionsville High School (IN)
 COLLEGE: Purdue University (IN)
 HOW ACQUIRED: Signed as a 29th-round selection in the 2012 First-Year Player Draft
 SIGNED BY: Jeff Stewart (Padres)

YR	CLUB	AVG	G	AB	R	H	2B	3B	HR	RBI	SH	SF	HP	BB	SO	SB	CS	OBP	SLG	E
2012	Eugene (A)	.185	10	27	1	5	0	0	0	2	0	0	2	1	7	0	2	.267	.185	1

CHARLES, HENRY

OF

HT: 6-1 WT: 174 B/T: L/L HOMETOWN: San Pedro de Macoris, DR
 BORN: January 3, 1994 in San Pedro de Macoris, DR
 HOW ACQUIRED: Signed as a non-drafted free agent, November 26, 2010
 SIGNED BY: Randy Smith, Felix Feliz and Jose Salado (Padres)

YR	CLUB	AVG	G	AB	R	H	2B	3B	HR	RBI	SH	SF	HP	BB	SO	SB	CS	OBP	SLG	E
2011	DSL Padres (R)	.303	51	165	32	50	8	5	3	20	0	1	2	31	28	6	7	.417	.467	7
2012	AZL Padres (R)	.276	43	156	30	43	8	2	1	22	1	3	3	16	26	2	2	.348	.372	3
Minor League Totals		.290	94	321	62	93	16	7	4	42	1	4	5	47	54	8	9	.385	.421	10

CHURCH, JOE ANTHONY

RHP

HT: 6-2 WT: 200 B/T: R/R HOMETOWN: Princeton, WV
 BORN: September 29, 1989 in Princeton, WV
 HIGH SCHOOL: PikeView (WV)
 COLLEGE: Marshall University (WV)
 HOW ACQUIRED: Signed as a 17th-round selection in the 2012 First-Year Player Draft
 SIGNED BY: Andrew Salvo (Padres)

YR	CLUB	W-L	ERA	G	GS	CG	SHO	SV	IP	H	R	ER	HR	HB	BB	SO	WP	BK
2012	Eugene (A)	4-2	3.54	25	0	0	0	0	28.0	24	15	11	0	3	15	35	4	0

COLANTONIO, MATTHEW A.

C

HT: 6-0 WT: 195 B/T: L/R HOMETOWN: Garden City, NY
 BORN: May 17, 1989 in Bronx, NY
 HIGH SCHOOL: Chaminade (NY)
 COLLEGE: Brown (RI)
 HOW ACQUIRED: Signed as a 22nd-round selection in the 2011 First-Year Player Draft
 SIGNED BY: Jim Bretz (Padres)

YR	CLUB	AVG	G	AB	R	H	2B	3B	HR	RBI	SH	SF	HP	BB	SO	SB	CS	OBP	SLG	E
2011	Eugene (A)	.264	53	148	16	39	7	1	0	22	0	1	3	30	18	5	0	.396	.324	3
2012	Fort Wayne (A)	.255	44	141	13	36	5	1	0	11	1	0	3	20	24	1	0	.360	.305	3
Minor League Totals		.260	97	289	29	75	12	2	0	33	1	1	6	50	42	6	0	.379	.315	6

SCOUTING & PLAYER DEVELOPMENT

COLON, ALEXI

OF

HT: 5-8 **WT:** 175 **B/T:** L/L **HOMETOWN:** Vineland, NJ
BORN: October 10, 1989 in Millville, NJ
HIGH SCHOOL: St. Augustine Prep (NJ)
COLLEGE: Tusculum College (TN)
HOW ACQUIRED: Signed as a 32nd-round selection in the 2012 First-Year Player Draft
SIGNED BY: Mark Conner (Padres)

YR	CLUB	AVG	G	AB	R	H	2B	3B	HR	RBI	SH	SF	HP	BB	SO	SB	CS	OBP	SLG	E
2012	AZL Padres (R)	.364	6	22	5	8	1	2	0	6	0	0	0	3	7	0	0	.440	.591	1
	Eugene (A)	.182	32	66	9	12	4	0	2	14	0	0	1	13	20	1	0	.325	.333	2
	Minor League Totals	.227	38	88	14	20	5	2	2	20	0	0	1	16	27	1	0	.352	.398	3

CONSTANZA, ALEXANDER

LHP

HT: 6-3 **WT:** 190 **B/T:** L/L **HOMETOWN:** Santo Domingo, DR
BORN: July 27, 1994 in Santo Domingo, DR
HOW ACQUIRED: Signed as a non-drafted free agent, May 27, 2011
SIGNED BY: Felix Feliz, Ysrael Rojas and Randy Smith (Padres)

YR	CLUB	W-L	ERA	G	GS	CG	SHO	SV	IP	H	R	ER	HR	HB	BB	SO	WP	BK
2011	DSL Padres (R)	0-0	2.25	3	0	0	0	0	4.0	3	1	1	0	0	3	4	1	0
2012	DSL Padres (R)	0-3	18.00	6	1	0	0	0	6.0	10	14	12	0	1	11	2	3	0
	Minor League Totals	0-3	11.70	9	1	0	0	0	10.0	13	15	13	0	1	14	6	4	0

CONTRERAS, RONALDO JOSE

OF

HT: 6-3 **WT:** 195 **B/T:** R/R **HOMETOWN:** Higuey, DR
BORN: July 15, 1996 in Higuey, DR
HOW ACQUIRED: Signed as a non-drafted free agent, November 1, 2012
SIGNED BY: Felix Feliz, Martin Jose and Randy Smith (Padres)

CORDERO, FRANCHY

INF

HT: 6-3 **WT:** 175 **B/T:** L/R **HOMETOWN:** Azua, DR
BORN: September 2, 1994 in Azua, DR
HOW ACQUIRED: Signed as a non-drafted free agent, November 1, 2011
SIGNED BY: Felix Feliz, Jose Salado and Randy Smith (Padres)

YR	CLUB	AVG	G	AB	R	H	2B	3B	HR	RBI	SH	SF	HP	BB	SO	SB	CS	OBP	SLG	E
2012	DSL Padres (R)	.270	61	230	39	62	9	6	1	38	1	1	1	37	73	14	4	.372	.374	44

CROPPER, DANIEL BURTON

RHP

HT: 6-4 **WT:** 200 **B/T:** R/R **HOMETOWN:** Snow Hill, MD
BORN: January 13, 1988 in Snow Hill, MD
HIGH SCHOOL: Snow Hill (MD)
COLLEGE: University of North Carolina, Wilmington
HOW ACQUIRED: Signed as a non-drafted free agent, June 24, 2011
SIGNED BY: Josh Stein (Padres)

YR	CLUB	W-L	ERA	G	GS	CG	SHO	SV	IP	H	R	ER	HR	HB	BB	SO	WP	BK
2011	AZL Padres (R)	3-1	2.08	17	0	0	0	0	30.1	29	14	7	0	1	4	34	1	2
	Eugene (A)	1-0	1.86	7	0	0	0	0	9.2	8	2	2	0	1	4	11	0	0
2012	Fort Wayne (A)	5-1	4.28	43	0	0	0	8	48.1	53	25	23	4	3	12	49	1	2
	San Antonio (AA)	0-0	3.86	5	0	0	0	0	7.0	7	4	3	0	0	3	5	0	0
	Minor League Totals	9-2	3.30	72	0	0	0	8	95.1	97	45	35	4	5	23	99	2	4

DAAL, RODNEY DIMITRI

C

HT: 5-11 **WT:** 190 **B/T:** R/R **HOMETOWN:** Amsterdam, Netherlands
BORN: March 23, 1994 in Amsterdam, Netherlands
HIGH SCHOOL: Helen Parkhurst College (NTH)
HOW ACQUIRED: Signed as a non-drafted free agent, August 16, 2010
SIGNED BY: Trevor Schumm (Padres)

YR	CLUB	AVG	G	AB	R	H	2B	3B	HR	RBI	SH	SF	HP	BB	SO	SB	CS	OBP	SLG	E
2011	AZL Padres (R)	.243	24	70	8	17	4	0	0	6	0	0	2	14	21	2	1	.384	.300	7
	Tucson (AAA)	.000	1	1	0	0	0	0	0	0	0	0	0	1	0	0	0	.000	.000	--
2012	AZL Padres (R)	.306	21	85	15	26	9	3	2	11	0	0	2	9	15	2	1	.385	.553	2
	Eugene (A)	.288	21	66	5	19	3	1	0	8	2	1	0	7	8	1	0	.351	.364	1
	Minor League Totals	.279	67	222	28	62	16	4	2	25	2	1	4	30	45	5	2	.374	.414	10

DAVIS, JOSE ANTONIO

RHP

HT: 6-4 **WT:** 224 **B/T:** R/R **HOMETOWN:** Santo Domingo, DR
BORN: May 19, 1993 in Santo Domingo, DR
HOW ACQUIRED: Signed as a non-drafted free agent, January 14, 2013
SIGNED BY: Randy Smith, Felix Feliz and Ysrael Rojas (Padres)

DE LA CRUZ, LUIS FELIPE

RHP

HT: 6-6 **WT:** 195 **B/T:** R/R **HOMETOWN:** San Pedro de Macoris, DR
BORN: June 15, 1989 in Santo Domingo, DR
HOW ACQUIRED: Signed as a non-drafted free agent, February 8, 2007
SIGNED BY: Randy Smith and Felix Francisco (Padres)

YR	CLUB	W-L	ERA	G	GS	CG	SHO	SV	IP	H	R	ER	HR	HB	BB	SO	WP	BK
2007	DSL Padres (R)	1-5	7.77	9	8	0	0	0	22.0	18	21	19	1	10	22	13	2	0
2008	DSL Padres (R)	1-4	3.64	14	9	0	0	1	47.0	38	30	19	2	12	30	30	7	0
2009	AZL Padres (R)	3-0	4.71	19	0	0	0	0	28.2	24	17	15	1	4	15	20	7	0
2010	AZL Padres (R)	2-3	3.96	16	1	0	0	0	25.0	32	17	11	2	1	13	17	10	0
2011	Eugene (A)	1-2	4.28	36	0	0	0	1	48.1	40	25	23	3	4	20	43	7	0
2012	Fort Wayne (A)	5-5	3.78	48	0	0	0	0	69.0	51	36	29	3	13	37	52	4	1
Minor League Totals		13-19	4.35	142	18	0	0	2	240.0	203	146	116	12	44	137	175	37	1

DE LA CRUZ, VLADIMIR

RHP

HT: 6-3 **WT:** 174 **B/T:** R/R **HOMETOWN:** San Pedro de Macoris, DR
BORN: September 23, 1990 in San Pedro de Macoris, DR
HOW ACQUIRED: Signed as a non-drafted free agent, November 2, 2009
SIGNED BY: Felix Feliz and Jose Salado (Padres)

YR	CLUB	W-L	ERA	G	GS	CG	SHO	SV	IP	H	R	ER	HR	HB	BB	SO	WP	BK
2010	DSL Padres (R)	2-4	2.79	14	6	0	0	1	38.2	25	16	12	0	5	25	39	7	1
2011	DSL Padres (R)	4-3	4.60	20	0	0	0	3	29.1	19	16	15	0	6	25	37	8	0
	Peoria (R)	0-0	9.82	4	0	0	0	0	3.2	7	9	4	0	2	3	4	2	0
2012	AZL Padres (R)	1-5	5.67	14	3	0	0	0	39.2	38	34	25	3	1	28	44	10	4
Minor League Totals		7-12	4.53	52	9	0	0	4	111.1	89	75	56	3	14	81	124	27	5

DE LA CRUZ, WILFRI MIGUEL

C

HT: 5-11 **WT:** 180 **B/T:** R/R **HOMETOWN:** Mao, DR
BORN: December 29, 1993 in Mao, DR
HOW ACQUIRED: Signed as a non-drafted free agent, November 19, 2012
SIGNED BY: Felix Feliz and Martin Jose (Padres)

DECKER, CODY

INF

HT: 5-11 **WT:** 220 **B/T:** R/R **HOMETOWN:** Santa Monica, CA
BORN: January 17, 1987 in Santa Monica, CA
HIGH SCHOOL: Santa Monica (CA)
COLLEGE: UCLA
HOW ACQUIRED: Signed as a 22nd-round selection in the 2009 First-Year Player Draft
SIGNED BY: Brendan Hause (Padres)

2010: Ranked among California League leaders in home runs (4th, 28), doubles (6th, 35), RBI (7th, 90) and total bases (T9th, 260).

2009: Named the Most Valuable Player of the Rookie-level Arizona League...also named an AZL post-season All-Star.

Led the AZL in home runs (15), doubles (21), RBI (63), total bases (142), slugging percentage (.717) and OPS (1.138)...finished second in hits (70), third in batting average (.354) and fourth in on-base percentage (.421) and runs scored (46).

Named the Short-Season Best Hitter of the Year by MiLB.com.

Named a Short-Season/Rookie All-Star and AZL Player of the Year by Topps.

PERSONAL: Led the Pac-10 in home runs for UCLA in 2009 and was an all Pac-10 infielder.

YR	CLUB	AVG	G	AB	R	H	2B	3B	HR	RBI	SH	SF	HP	BB	SO	SB	CS	OBP	SLG	E
2009	AZL Padres (R)	.354	52	198	46	70	21	3	15	63	0	4	7	19	42	0	0	.421	.717	3
	Fort Wayne (A)	.111	7	18	2	2	1	0	0	1	0	0	0	6	5	0	0	.333	.167	1
2010	Lake Elsinore (A)	.270	130	507	82	137	35	2	28	90	0	7	8	60	135	2	0	.352	.513	6
2011	AZL Padres (R)	.344	10	32	4	11	2	0	2	7	0	1	0	6	9	1	0	.436	.594	1
	San Antonio (AA)	.237	49	177	32	42	10	1	13	38	0	0	2	11	59	0	1	.289	.525	2
2012	San Antonio (AA)	.263	104	346	54	91	19	1	25	68	0	2	4	54	100	1	4	.367	.540	3
	Tucson (AAA)	.215	32	107	12	23	7	0	4	13	0	1	2	11	27	0	0	.298	.393	0
Minor League Totals		.271	384	1385	232	376	95	7	87	280	0	15	23	167	377	4	5	.356	.539	16

SCOUTING & PLAYER DEVELOPMENT

DEL CASTILLO, MIGUEL JOSE

C

HT: 5-10

WT: 170

B/T: R/R

HOMETOWN: Santa Domingo, DR

BORN: October 14, 1991 in Santo Domingo, DR

HOW ACQUIRED: Signed as a non-drafted free agent, March 6, 2009

SIGNED BY: Felix Feliz and Martin Jose (Padres)

YR	CLUB	AVG	G	AB	R	H	2B	3B	HR	RBI	SH	SF	HP	BB	SO	SB	CS	OBP	SLG	E
2009	DSL Padres (R)	.198	41	126	21	25	2	0	0	10	0	0	3	22	28	2	3	.331	.214	6
2010	DSL Padres (R)	.288	51	125	13	36	9	0	1	18	0	2	4	21	28	4	3	.401	.384	11
2011	DSL Padres (R)	.223	47	121	15	27	9	0	0	15	0	5	2	14	18	1	1	.303	.298	7
2012	AZL Padres (R)	.364	20	66	12	24	4	0	0	14	1	1	1	7	10	0	0	.427	.424	1
	Eugene (A)	.043	9	23	2	1	0	0	0	1	0	0	0	1	8	0	0	.083	.043	1
Minor League Totals		.245	168	461	63	113	24	0	1	58	1	8	10	65	92	7	7	.346	.304	26

DIAZ, ADONIS SAMUEL

RHP

HT: 6-1

WT: 185

B/T: R/R

HOMETOWN: Rio Chico, Venezuela

BORN: December 8, 1994 in Rio Chico, Venezuela

HOW ACQUIRED: Signed as a non-drafted free agent, November 1, 2012

SIGNED BY: Felix Feliz and Yfrain Linares (Padres)

DIAZ, MALCOM JEREMY

RHP

HT: 6-2

WT: 185

B/T: R/R

HOMETOWN: San Juan, PR

BORN: March 2, 1994 in San Juan, PR

HIGH SCHOOL: International Baseball Academy (PR)

HOW ACQUIRED: Signed as a 13th-round selection in the 2012 First-Year Player Draft

SIGNED BY: Willie Bosque (Padres)

YR	CLUB	W-L	ERA	G	GS	CG	SHO	SV	IP	H	R	ER	HR	HB	BB	SO	WP	BK
2012	AZL Padres (R)	0-2	9.68	17	0	0	0	0	17.2	28	31	19	1	2	27	16	18	7

DIAZ, YORKY GUSTAVO

OF

HT: 6-2

WT: 185

B/T: R/R

HOMETOWN: Moca, DR

BORN: June 18, 1993 in Moca, DR

HOW ACQUIRED: Signed as a non-drafted free agent, August 12, 2010

SIGNED BY: Felix Feliz and Martin Jose (Padres)

YR	CLUB	AVG	G	AB	R	H	2B	3B	HR	RBI	SH	SF	HP	BB	SO	SB	CS	OBP	SLG	E
2011	DSL Padres (R)	.082	34	73	8	6	0	1	0	8	0	0	0	12	30	3	1	.212	.110	2
2012	DSL Padres (R)	.246	39	114	14	28	6	0	1	11	3	0	1	8	32	8	3	.301	.325	5
Minor League Totals		.182	73	187	22	34	6	1	1	19	3	0	1	20	62	11	4	.264	.241	7

DOMOROMO, LUIS FERNANDO

OF

HT: 6-1

WT: 185

B/T: L/L

HOMETOWN: Turen, Venezuela

BORN: February 4, 1992 in Turen, Venezuela

HOW ACQUIRED: Signed as a non-drafted free agent, July 2, 2008

SIGNED BY: Yfrain Linares, Felix Feliz and Randy Smith (Padres)

2008: Ranked as the fifth-best Latino Prospect by ESPN.

YR	CLUB	AVG	G	AB	R	H	2B	3B	HR	RBI	SH	SF	HP	BB	SO	SB	CS	OBP	SLG	E
2009	DSL Padres (R)	.239	68	230	46	55	2	7	1	26	2	2	7	45	49	8	3	.377	.322	2
2010	Eugene (A)	.274	31	113	12	31	5	0	1	8	0	1	1	6	23	0	0	.314	.345	0
2011	Fort Wayne (A)	.283	112	435	66	123	20	3	9	68	0	11	4	36	83	7	7	.335	.405	5
2012	Lake Elsinore (A)	.219	95	351	34	77	16	2	3	36	0	3	2	22	89	9	2	.267	.302	7
Minor League Totals		.253	306	1129	158	286	43	12	14	138	2	17	14	109	244	24	12	.322	.350	14

DORE, JOSE D. INF

HT: 6-1 **WT:** 170 **B/T:** L/R **HOMETOWN:** Kissimmee, FL
BORN: February 9, 1992 in Kissimmee, FL
HIGH SCHOOL: The First Academy (FL)
HOW ACQUIRED: Signed as an eighth-round selection in the 2010 First-Year Player Draft
SIGNED BY: Rob Sidwell and Bob Filotei (Padres)

YR	CLUB	AVG	G	AB	R	H	2B	3B	HR	RBI	SH	SF	HP	BB	SO	SB	CS	OBP	SLG	E
2010	AZL Padres (R)	.375	4	16	5	6	1	0	0	2	0	0	0	1	4	0	0	.412	.438	0
2011	Eugene (A)	.226	48	164	15	37	9	0	4	21	0	1	2	13	58	3	2	.289	.354	3
	Fort Wayne (A)	.199	50	161	18	32	8	1	5	14	0	0	3	19	53	0	1	.295	.354	3
2012	AZL Padres (R)	.214	4	14	1	3	0	1	0	0	0	0	1	1	6	0	0	.313	.357	1
	Eugene (A)	.143	2	7	0	1	0	0	0	0	0	0	1	0	4	0	0	.250	.143	0
	Fort Wayne (A)	.333	3	12	0	4	0	0	0	0	0	0	0	1	7	0	1	.385	.333	1
Minor League Totals		.222	111	374	39	83	18	2	9	37	0	1	7	35	132	3	4	.300	.353	8

EFLIN, ZACHARY (ZACH) RHP

HT: 6-6 **WT:** 215 **B/T:** R/R **HOMETOWN:** Chuluota, FL
BORN: April 8, 1994 in Chuluota, FL
HIGH SCHOOL: Hagerty (FL)
HOW ACQUIRED: Signed as a supplemental-round (33rd overall) selection in the 2012 First-Year Player Draft
SIGNED BY: Willie Bosque (Padres)

YR	CLUB	W-L	ERA	G	GS	CG	SHO	SV	IP	H	R	ER	HR	HB	BB	SO	WP	BK
2012	AZL Padres (R)	0-1	7.71	4	3	0	0	0	7.0	9	6	6	0	0	3	4	0	0

FETTER, CHRISTOPHER W. RHP

HT: 6-8 **WT:** 230 **B/T:** R/R **HOMETOWN:** Carmel, IN
BORN: December 23, 1985 in Indianapolis, IN
HIGH SCHOOL: Carmel (IN)
COLLEGE: Michigan
HOW ACQUIRED: Signed as a ninth-round selection in the 2009 First-Year Player Draft
SIGNED BY: Jeff Stewart (Padres)

YR	CLUB	W-L	ERA	G	GS	CG	SHO	SV	IP	H	R	ER	HR	HB	BB	SO	WP	BK
2009	Eugene (A)	2-0	1.33	14	6	0	0	6	40.2	24	6	6	0	0	8	54	3	0
	Fort Wayne (A)	2-1	2.22	5	4	0	0	1	24.1	26	6	6	0	0	6	21	2	0
2010	Lake Elsinore (A)	1-1	6.00	4	4	0	0	0	21.0	27	16	14	6	0	9	14	0	0
2011	Lake Elsinore (A)	1-6	5.80	13	11	0	0	0	49.2	70	41	32	7	2	9	43	6	0
2012	Eugene (A)	0-0	2.08	6	6	0	0	0	17.1	13	5	4	2	0	5	11	1	0
	Fort Wayne (A)	0-1	2.20	6	3	0	0	0	16.1	17	7	4	0	1	6	13	2	0
	Lake Elsinore (A)	0-2	4.35	3	3	0	0	0	10.1	13	8	5	2	0	6	6	1	0
Minor League Totals		6-11	3.56	51	37	0	0	7	179.2	190	89	71	17	3	49	162	15	0

FILPO, FABEL ANTONIO OF

HT: 6-1 **WT:** 180 **B/T:** S/R **HOMETOWN:** Azua, DR
BORN: September 28, 1992 in Azua, DR
HOW ACQUIRED: Signed as a non-drafted free agent, July 23, 2009
SIGNED BY: Randy Smith and Felix Feliz (Padres)

YR	CLUB	AVG	G	AB	R	H	2B	3B	HR	RBI	SH	SF	HP	BB	SO	SB	CS	OBP	SLG	E
2010	DSL Padres (R)	.190	65	226	23	43	7	5	0	15	0	0	3	13	51	7	5	.244	.265	9
2011	DSL Padres (R)	.281	26	96	6	27	4	2	1	5	0	1	2	6	20	2	0	.333	.396	4
	AZL Padres (R)	.385	9	26	5	10	1	0	1	8	0	0	0	3	1	1	2	.448	.538	0
2012	AZL Padres (R)	.257	23	70	7	18	3	1	1	8	0	0	0	5	19	0	1	.307	.371	1
Minor League Totals		.234	123	418	41	98	15	8	3	36	0	1	5	27	91	10	8	.288	.330	14

FORD, JASON ADAM (ADAM) INF

HT: 5-11 **WT:** 170 **B/T:** R/R **HOMETOWN:** Hartsville, TN
BORN: February 4, 1994 in Lebanon, TN
HIGH SCHOOL: Trousdale County High School (TN)
HOW ACQUIRED: Signed as a 38th-round selection in the 2012 First-Year Player Draft
SIGNED BY: Mark Conner (Padres)

YR	CLUB	AVG	G	AB	R	H	2B	3B	HR	RBI	SH	SF	HP	BB	SO	SB	CS	OBP	SLG	E
2012	AZL Padres (R)	.257	21	74	11	19	2	2	0	4	1	0	0	11	13	0	1	.353	.338	12

SCOUTING & PLAYER DEVELOPMENT

FRIED, MAX DORIAN

LHP

HT: 6-4 **WT:** 170 **B/T:** L/L **HOMETOWN:** Encino, CA
BORN: January 18, 1994 in Santa Monica, CA
HIGH SCHOOL: Harvard-Westlake (CA)
HOW ACQUIRED: Signed as a First-round (7th overall) selection in the 2012 First-Year Player Draft
SIGNED BY: Brent Mayne (Padres)

2013: Named the No. 2 prospect in the Padres organization, prior to the start of the season.
2012: Rated as the top left-handed pitcher by *Baseball America* among all players in the 2012 Draft class.
2011: Played in the Perfect Game All-American Classic at Petco Park.

YR	CLUB	W-L	ERA	G	GS	CG	SHO	SV	IP	H	R	ER	HR	HB	BB	SO	WP	BK
2012	AZL Padres (R)	0-1	3.57	10	9	0	0	0	17.2	14	9	7	1	1	6	17	5	0

FUENTES, REYMOND L.

OF

HT: 6-0 **WT:** 160 **B/T:** L/L **HOMETOWN:** Manati, Puerto Rico
BORN: February 12, 1991 in Orlando, FL
HIGH SCHOOL: Fernando Callejo (PR)
HOW ACQUIRED: Acquired from BOS along with RHP Casey Kelly, INF Anthony Rizzo and PTBNL (INF/OF Eric Patterson) in exchange for INF Adrian Gonzalez, December 6, 2010
SIGNED BY: Edgar Perez (Red Sox)

2012: Rated as the fastest baserunner in the Padres organization in *Baseball America's* annual best tools survey, prior to the season.
2011: Named a MLB.com San Diego organizational All-Star after season.
 Ranked the No. 14 prospect in the California League by *Baseball America* after season.
 Selected to the World team of the 2011 Futures Game.
 Ranked tied for third in the California League in triples (9) and fourth in stolen bases (41).
 Named the No. 4 prospect in the San Diego organization by *Baseball America* entering the 2011 season.

PERSONAL: Originally selected by the Red Sox in the first round (28th overall) of the 2009 First-Year Player Draft.
 Younger cousin of St. Louis Cardinals OF Carlos Beltran.
 Rated by *Baseball America* as the third-fastest runner among 2009 draft-eligible high school players.

YR	CLUB	AVG	G	AB	R	H	2B	3B	HR	RBI	SH	SF	HP	BB	SO	SB	CS	OBP	SLG	E
2009	GCL Red Sox (R)	.290	40	145	16	42	6	2	1	14	2	2	3	7	24	9	5	.331	.379	1
2010	Greenville (A)	.270	104	374	59	101	15	5	5	41	5	2	8	25	87	42	5	.328	.377	4
2011	Lake Elsinore (A)	.275	124	510	84	140	15	9	5	45	9	1	9	44	117	41	14	.342	.369	7
2012	San Antonio (AA)	.218	136	473	53	103	20	4	4	34	7	3	6	52	133	35	9	.301	.302	5
Minor League Totals		.257	404	1502	212	386	56	20	15	134	23	8	26	128	361	127	33	.325	.351	17

GABELLA, CODY

INF

HT: 6-1 **WT:** 175 **B/T:** R/R **HOMETOWN:** Lee's Summit, MO
BORN: December 5, 1991 in Orange City, FL
HIGH SCHOOL: Notre Dame (IA)
COLLEGE: Southeastern CC (IA)
HOW ACQUIRED: Signed as a 43rd-round selection in the 2011 First-Year Player Draft
SIGNED BY: Lane Decker (Padres)

YR	CLUB	AVG	G	AB	R	H	2B	3B	HR	RBI	SH	SF	HP	BB	SO	SB	CS	OBP	SLG	E
2011	AZL Padres (R)	.169	21	59	5	10	1	0	0	7	1	0	1	8	23	1	0	.279	.186	4
2012	AZL Padres (R)	.200	18	55	5	11	2	0	0	5	0	0	0	10	26	0	0	.323	.236	4
	Eugene (A)	.000	7	10	1	0	0	0	0	0	1	0	0	0	4	0	0	.000	.000	1
	Lake Elsinore (A)	.333	1	3	0	1	0	0	0	0	0	0	0	0	1	0	0	.333	.333	0
Minor League Totals		.173	47	127	11	22	3	0	0	12	2	0	1	18	54	1	0	.281	.197	9

GAEDELE, KYLE R.

OF

HT: 6-3 **WT:** 220 **B/T:** R/R **HOMETOWN:** Arlington Heights, IL
BORN: November 1, 1989 in Arlington Heights, IL
HIGH SCHOOL: Rolling Meadows (IL)
COLLEGE: Valparaiso (IN)
HOW ACQUIRED: Signed as a sixth-round selection in the 2011 First-Year Player Draft
SIGNED BY: Mark Conner (Padres)

PERSONAL: Is the great-nephew of Eddie Gaedel.

YR	CLUB	AVG	G	AB	R	H	2B	3B	HR	RBI	SH	SF	HP	BB	SO	SB	CS	OBP	SLG	E
2011	Eugene (A)	.203	63	197	34	40	6	1	3	29	1	1	3	36	67	9	0	.333	.289	2
2012	Fort Wayne (A)	.258	129	407	59	105	28	7	5	51	6	3	7	53	118	23	6	.351	.398	3
Minor League Totals		.240	192	604	93	145	34	8	8	80	7	4	10	89	185	32	6	.345	.363	5

GALE, ROCKY M.

C

HT: 6-1 **WT:** 190 **B/T:** R/R **HOMETOWN:** Gresham, OR
BORN: February 22, 1988 in Portland, OR
HIGH SCHOOL: North Salem (OR)
COLLEGE: University of Portland (OR)
HOW ACQUIRED: Signed as a 24th-round selection in the 2010 First-Year Player Draft
SIGNED BY: Justin Baughman (Padres)

YR	CLUB	AVG	G	AB	R	H	2B	3B	HR	RBI	SH	SF	HP	BB	SO	SB	CS	OBP	SLG	E
2010	Eugene (A)	.292	43	161	16	47	5	0	0	16	0	0	1	7	29	2	2	.325	.323	2
2011	Fort Wayne (A)	.267	26	90	9	24	3	0	1	13	1	3	1	6	23	0	1	.310	.333	3
	Lake Elsinore (A)	.141	27	71	7	10	1	0	0	10	3	1	2	7	12	0	1	.235	.155	1
	San Antonio (AA)	.043	7	23	1	1	0	0	0	1	0	0	0	0	3	0	0	.043	.087	1
	Tucson (AAA)	.250	4	12	1	3	0	1	0	2	0	0	0	0	1	0	0	.250	.417	0
2012	Lake Elsinore (A)	.180	14	50	3	9	1	0	1	6	1	0	0	1	8	1	0	.196	.260	3
	San Antonio (AA)	.200	3	5	0	1	0	0	0	0	0	0	0	0	1	0	0	.200	.200	0
	Tucson (AAA)	.171	41	123	12	21	6	0	0	11	2	0	0	6	22	0	0	.209	.220	2
Minor League Totals		.217	165	535	49	116	17	1	2	59	7	4	4	27	99	3	4	.258	.264	12

GALLIC, MICHAEL J.

OF

HT: 6-2 **WT:** 210 **B/T:** R/R **HOMETOWN:** Tolland, CT
BORN: April 25, 1989 in Rockville, CT
HIGH SCHOOL: Tolland (CT)
COLLEGE: Marist (NY)
HOW ACQUIRED: Signed as an 18th-round selection in the 2011 First-Year Player Draft
SIGNED BY: Jim Bretz (Padres)

YR	CLUB	AVG	G	AB	R	H	2B	3B	HR	RBI	SH	SF	HP	BB	SO	SB	CS	OBP	SLG	E
2011	Eugene (A)	.290	23	62	11	18	3	0	0	2	0	1	1	4	13	5	3	.338	.339	0
	Fort Wayne (A)	.304	25	79	7	24	2	0	0	6	1	1	1	4	17	2	0	.341	.329	1
2012	Fort Wayne (A)	.273	82	300	43	82	15	2	3	32	0	4	5	20	68	21	2	.325	.367	2
Minor League Totals		.281	130	441	61	124	20	2	3	40	1	6	7	28	98	28	5	.330	.356	3

GARCES, FRANK YEURY

LHP

HT: 5-11 **WT:** 175 **B/T:** L/L **HOMETOWN:** San Cristobal, DR
BORN: January 17, 1990 in San Cristobal, DR
HOW ACQUIRED: Signed as a minor league free agent, May 29, 2009
SIGNED BY: N/A (Rangers)

2011: Led the Dominican Summer League in strikeouts (115)...his 115 strikeouts were the most in one year by any player over the last 15 seasons of DSL play.

PERSONAL: Originally signed by the Texas Rangers as a non-drafted free agent, May 29, 2009

YR	CLUB	W-L	ERA	G	GS	CG	SHO	SV	IP	H	R	ER	HR	HB	BB	SO	WP	BK
2009	DSL Rangers (R)	0-2	4.96	8	1	0	0	0	16.1	24	16	9	0	1	9	12	0	1
2010	Did not play																	
2011	DSL Padres (R)	4-3	2.51	15	10	1	0	1	71.2	53	28	20	3	1	20	115	5	0
2012	Fort Wayne (A)	9-6	2.81	25	25	0	0	0	121.2	102	51	38	3	1	55	112	4	2
Minor League Totals		13-11	2.88	48	36	1	0	1	209.2	179	95	67	6	3	84	239	9	3

GARCIA, JOEL DE JESUS

LHP

HT: 6-2 **WT:** 180 **B/T:** L/L **HOMETOWN:** San Cristobal, DR
BORN: August 7, 1992 in San Cristobal, DR
HOW ACQUIRED: Signed as a non-drafted free agent, April 14, 2012
SIGNED BY: Randy Smith, Felix Feliz and Martin Jose (Padres)

YR	CLUB	W-L	ERA	G	GS	CG	SHO	SV	IP	H	R	ER	HR	HB	BB	SO	WP	BK
2012	DSL Padres (R)	0-0	3.66	14	0	0	0	0	19.2	19	12	8	0	5	17	15	6	1

SCOUTING & PLAYER DEVELOPMENT

GIGLIOTTI, JEREMY R.

LHP

HT: 6-1 **WT:** 190 **B/T:** L/L **HOMETOWN:** Saylorsburg, PA
BORN: January 16, 1988 in Easton, PA
HIGH SCHOOL: Pleasant Valley (PA)
COLLEGE: East Stroudsburg (PA)
HOW ACQUIRED: Signed as a 19th-round selection in the 2011 First-Year Player Draft
SIGNED BY: Andrew Salvo (Padres)

YR	CLUB	W-L	ERA	G	GS	CG	SHO	SV	IP	H	R	ER	HR	HB	BB	SO	WP	BK
2011	Eugene (A)	4-3	3.82	23	0	0	0	2	33.0	24	15	14	3	2	16	44	2	2
2012	Fort Wayne (A)	0-0	0.00	2	0	0	0	0	1.0	0	0	0	0	1	1	1	0	0
	Lake Elsinore (A)	1-1	3.38	14	0	0	0	0	16.0	21	6	6	2	3	3	12	2	0
	San Antonio (AA)	0-0	4.50	2	0	0	0	0	2.0	3	1	1	0	0	0	1	1	0
Minor League Totals		5-4	3.64	41	0	0	0	2	52.0	48	22	21	5	6	20	58	5	2

GOMEZ, JAIRO

C

HT: 6-0 **WT:** 170 **B/T:** R/R **HOMETOWN:** Santo Domingo, DR
BORN: January 16, 1992 in Santo Domingo, DR
HOW ACQUIRED: Signed as a non-drafted free agent, November 1, 2008
SIGNED BY: Felix Feliz and Ysrael Rojas (Padres)

YR	CLUB	AVG	G	AB	R	H	2B	3B	HR	RBI	SH	SF	HP	BB	SO	SB	CS	OBP	SLG	E
2009	DSL Padres (R)	.200	55	195	17	39	10	1	1	19	1	1	7	19	41	5	3	.293	.277	23
2010	DSL Padres (R)	.261	50	157	25	41	15	0	4	27	1	3	5	23	28	5	3	.367	.433	16
2011	DSL Padres (R)	.263	6	19	1	5	2	0	0	2	0	0	0	4	5	1	0	.391	.368	1
	AZL Padres (R)	.278	26	97	14	27	9	0	1	11	0	0	1	5	17	2	3	.320	.402	7
2012	AZL Padres (R)	.246	20	57	10	14	2	1	1	9	0	1	1	11	11	2	0	.371	.368	6
	Eugene (A)	.091	8	11	1	1	1	0	0	2	0	1	1	2	0	0	0	.267	.182	0
	Lake Elsinore (A)	.400	5	5	0	2	0	0	0	1	1	0	1	0	1	0	0	.500	.400	0
Minor League Totals		.238	170	541	68	129	39	2	7	71	3	6	16	64	103	15	9	.333	.357	53

GONZALEZ, CESAR ALFREDO

RHP

HT: 6-0 **WT:** 185 **B/T:** R/R **HOMETOWN:** Maracay, Valenzuela
BORN: December 18, 1991 in Maracay, Valenzuela
HOW ACQUIRED: Signed as a non-drafted free agent, January 24, 2013
SIGNED BY: N/A (Padres)

GONZALEZ, GREG F.

RHP

HT: 5-10 **WT:** 180 **B/T:** R/R **HOMETOWN:** San Bruno, CA
BORN: September 19, 1988 in San Bruno, CA
HIGH SCHOOL: Capuchino (CA)
COLLEGE: Fresno State (CA)
HOW ACQUIRED: Signed as a 15th-round selection in the 2011 First-Year Player Draft
SIGNED BY: Noah Jackson (Padres)

YR	CLUB	W-L	ERA	G	GS	CG	SHO	SV	IP	H	R	ER	HR	HB	BB	SO	WP	BK
2011	Eugene (A)	4-1	3.99	16	0	0	0	0	29.1	18	13	13	5	0	12	33	4	0
2012	Lake Elsinore (A)	0-1	3.15	39	0	0	0	0	54.1	42	19	19	7	1	23	62	6	1
	Tucson (AAA)	0-1	23.14	1	1	0	0	0	2.1	8	6	6	1	0	0	1	0	0
Minor League Totals		4-3	3.98	56	1	0	0	0	86.0	68	38	38	13	1	35	96	10	1

GONZALEZ, MANUEL FRANCISCO

RHP

HT: 6-4 **WT:** 195 **B/T:** R/R **HOMETOWN:** Santo Domingo, DR
BORN: October 21, 1994 in Santo Domingo, DR
HOW ACQUIRED: Signed as a non-drafted free agent, April 24, 2012
SIGNED BY: Felix Feliz and Martin Jose (Padres)

YR	CLUB	W-L	ERA	G	GS	CG	SHO	SV	IP	H	R	ER	HR	HB	BB	SO	WP	BK
2012	DSL Padres (R)	0-1	6.75	3	0	0	0	0	4.0	6	4	3	0	1	1	2	0	0

GORÉE, JALEN JUWAN

INF

HT: 5-10 **WT:** 195 **B/T:** R/R **HOMETOWN:** Brent, AL
BORN: June 15, 1993 in Tuscaloosa, AL
HIGH SCHOOL: Bibb County (AL)
HOW ACQUIRED: Signed as a sixth-round selection in the 2012 First-Year Player Draft
SIGNED BY: David Francia (Padres)

YR	CLUB	AVG	G	AB	R	H	2B	3B	HR	RBI	SH	SF	HP	BB	SO	SB	CS	OBP	SLG	E
2012	AZL Padres (R)	.270	30	111	24	30	3	1	1	13	0	1	2	11	30	1	0	.344	.342	11

GORIS, DIEGO AGUSTIN

INF

HT: 6-2 **WT:** 180 **B/T:** R/R **HOMETOWN:** Santiago, DR
BORN: November 8, 1990 in Santiago, DR
HOW ACQUIRED: Selected in the Triple-A Phase of the 2012 Rule 5 Draft from the Kansas City Royals
SIGNED BY: Rene Gayo & Nelson Llena (Pirates)

PERSONAL: Originally signed by Pittsburgh as a non-drafted free agent, May 23, 2008.
 Acquired by Kansas City from Pittsburgh with RHP Brooks Pounders in exchange for INF Yamaico Navarro, December 7, 2011

YR	CLUB	AVG	G	AB	R	H	2B	3B	HR	RBI	SH	SF	HP	BB	SO	SB	CS	OBP	SLG	E
2008	DSL Pirates (R)	.245	44	143	16	35	2	2	0	11	1	0	2	5	21	2	3	.280	.287	13
2009	DSL Pirates (R)	.277	58	231	37	64	8	5	1	31	7	2	3	10	22	11	7	.313	.368	21
2010	DSL Pirates (R)	.310	49	171	31	53	7	1	5	29	1	1	0	9	19	6	6	.343	.450	7
2011	DSL Pirates (R)	.350	68	266	53	93	20	4	5	46	2	3	3	15	28	15	3	.387	.511	13
2012	AZL Royals (R)	.425	18	80	14	34	6	3	3	19	0	2	2	2	10	0	0	.442	.688	7
	Idaho Falls (R)	.286	40	154	27	44	8	1	10	32	2	1	1	2	22	0	0	.297	.545	2
Minor League Totals		.309	277	1045	178	323	51	16	24	168	13	9	11	43	122	34	19	.340	.457	63

GOULD, JEREMY D.

LHP

HT: 6-4 **WT:** 205 **B/T:** R/L **HOMETOWN:** Champagne, IL
BORN: June 6, 1988 in Champagne, IL
HIGH SCHOOL: Bellaire (TX)
COLLEGE: Duke University (NC)
HOW ACQUIRED: Signed as a minor league free agent, November 28, 2012
SIGNED BY: Marlin McPhail (Mets)

YR	CLUB	W-L	ERA	G	GS	CG	SHO	SV	IP	H	R	ER	HR	HB	BB	SO	WP	BK
2010	GCL Mets (R)	1-2	3.12	13	0	0	0	1	17.1	14	7	6	1	0	7	11	3	0
2011	Brooklyn (A)	1-3	3.26	26	0	0	0	5	30.1	30	15	11	2	0	10	46	6	0
2012	Brooklyn (A)	0-0	0.00	1	0	0	0	1	1.0	0	0	0	0	0	0	3	0	0
	Savannah (A)	0-0	6.35	4	0	0	0	0	5.2	5	6	4	0	0	3	1	0	1
Minor League Totals		2-5	3.48	44	0	0	0	7	54.1	49	28	21	3	0	20	61	9	1

GUERRERO, TAYRON LUIS

RHP

HT: 6-7 **WT:** 189 **B/T:** R/R **HOMETOWN:** Bocachica, Colombia
BORN: January 9, 1991 in Bocachica, Colombia
HOW ACQUIRED: Signed as a non-drafted free agent, December 18, 2009
SIGNED BY: Robert Rowley, Felix Feliz and Marcial Del Valle (Padres)

YR	CLUB	W-L	ERA	G	GS	CG	SHO	SV	IP	H	R	ER	HR	HB	BB	SO	WP	BK
2010	DSL Padres (R)	3-2	3.42	16	5	0	0	1	47.1	38	21	18	0	4	32	50	6	0
2011	AZL Padres (R)	0-4	9.62	16	4	0	0	0	33.2	45	42	36	0	6	41	24	13	1
2012	AZL Padres (R)	1-0	1.50	5	3	0	0	0	12.0	7	2	2	0	0	2	6	0	0
	Eugene (A)	0-1	3.38	4	4	0	0	0	13.1	10	6	5	0	1	12	11	6	0
Minor League Totals		4-7	5.16	41	16	0	0	1	106.1	100	71	61	0	11	87	91	25	1

SCOUTING & PLAYER DEVELOPMENT

GUINN, BRIAN D. (B.J.)

INF

HT: 5-11 WT: 165 B/T: S/R HOMETOWN: El Sobrante, CA
 BORN: April 4, 1989 in El Sobrante, CA
 HIGH SCHOOL: Berkeley (CA)
 COLLEGE: California
 HOW ACQUIRED: Signed as an 11th-round selection in the 2010 First-Year Player Draft
 SIGNED BY: Noah Jackson (Padres)

YR	CLUB	AVG	G	AB	R	H	2B	3B	HR	RBI	SH	SF	HP	BB	SO	SB	CS	OBP	SLG	E
2010	Eugene (A)	.162	11	37	3	6	2	0	0	2	0	0	1	4	11	1	0	.262	.216	5
	AZL Padres (R)	.312	31	125	22	39	5	2	0	8	1	1	0	20	28	14	3	.404	.384	9
2011	Fort Wayne (A)	.245	123	417	49	102	11	6	1	34	12	4	3	36	104	34	10	.307	.307	29
2012	Eugene (A)	.184	13	38	2	7	0	0	0	7	0	1	0	8	7	1	1	.319	.184	8
	Fort Wayne (A)	.210	19	62	4	13	0	1	0	3	2	1	0	4	18	6	0	.254	.242	2
	Lake Elsinore (A)	.227	14	44	4	10	0	0	0	2	0	0	1	2	7	0	2	.277	.227	2
Minor League Totals		.245	211	723	84	177	18	9	1	56	15	7	5	74	175	56	16	.316	.299	55

GUZMAN, JORGE LEANDRO

RHP

HT: 6-1 WT: 170 B/T: R/R HOMETOWN: Bani, DR
 BORN: July 15, 1989 in Bani, DR
 HOW ACQUIRED: Signed as a non-drafted free agent, July 2, 2008
 SIGNED BY: Felix Feliz and Randy Smith (Padres)

YR	CLUB	W-L	ERA	G	GS	CG	SHO	SV	IP	H	R	ER	HR	HB	BB	SO	WP	BK
2012	DSL Padres (R)	3-4	2.67	21	0	0	0	0	27.0	20	12	8	1	1	7	21	4	0

YR	CLUB	AVG	G	AB	R	H	2B	3B	HR	RBI	SH	SF	HP	BB	SO	SB	CS	OBP	SLG	E
2009	DSL Padres (R)	.183	30	104	12	19	2	1	2	18	1	2	1	22	35	1	3	.326	.279	13
2010	DSL Padres (R)	.191	39	131	19	25	4	0	3	16	0	0	2	24	37	3	1	.325	.290	8
2011	DSL Padres (R)	.137	41	131	15	18	3	0	0	4	2	1	3	23	36	4	2	.278	.160	9
Minor League Totals		.169	110	366	46	62	9	1	5	38	3	3	6	69	108	8	6	.309	.240	30

HAMREN, ERIK KENDALL

RHP

HT: 6-1 WT: 195 B/T: R/R HOMETOWN: Coto De Caza, CA
 BORN: August 21, 1986 in Newport Beach, CA
 HIGH SCHOOL: Tesoro (CA)
 COLLEGE: University of the Pacific (CA), Saddleback Community College (CA)
 HOW ACQUIRED: Signed as a minor league free agent October 20, 2010
 SIGNED BY: Willie Blair (Padres)

YR	CLUB	W-L	ERA	G	GS	CG	SHO	SV	IP	H	R	ER	HR	HB	BB	SO	WP	BK
2008	AZL Cubs (R)	1-1	5.87	7	2	0	0	2	7.2	8	5	5	0	1	4	5	0	0
	Boise (A)	1-0	4.32	6	0	0	0	0	8.1	16	5	4	0	1	6	6	2	0
2009	Peoria (A)	3-4	5.98	38	0	0	0	7	58.2	64	43	39	3	7	32	42	14	3
2010	Kansas City (IND)	0-1	3.93	37	0	0	0	2	50.1	47	29	22	1	6	21	35	7	0
	Joliet (IND)	0-1	0.84	7	0	0	0	1	10.2	11	1	1	0	0	5	16	0	0
2011	Lake Elsinore (A)	2-0	1.08	15	0	0	0	1	16.2	12	2	2	0	1	2	21	2	1
	San Antonio (AA)	3-0	0.92	33	0	0	0	0	49.0	34	7	5	0	6	12	48	3	0
	Tucson (AAA)	0-0	3.00	2	0	0	0	1	3.0	3	1	1	1	1	3	2	0	0
	SAN DIEGO	1-0	4.38	14	0	0	0	0	12.1	10	7	6	2	2	9	10	0	0
2012	San Antonio (AA)	0-1	1.80	12	0	0	0	1	15.0	6	4	3	0	1	11	21	2	0
	Tucson (AAA)	2-5	4.40	46	0	0	0	9	47.0	52	25	23	4	3	23	54	11	1
Major League Totals		1-0	4.38	14	0	0	0	0	12.1	10	7	6	2	2	9	10	0	0
Minor League Totals		12-11	3.59	159	2	0	0	21	205.1	195	92	82	8	21	93	199	34	5
Ind. League Totals		0-2	3.39	44	0	0	0	3	61.0	58	30	23	1	6	26	51	7	0

HANCOCK, JUSTIN D.

RHP

HT: 6-4 WT: 185 B/T: R/R HOMETOWN: Defiance, OH
 BORN: October 28, 1990 in Defiance, OH
 HIGH SCHOOL: Defiance (OH)
 COLLEGE: Lincoln Trail (IL)
 HOW ACQUIRED: Signed as a ninth-round selection in the 2011 First-Year Player Draft
 SIGNED BY: Jeff Stewart (Padres)

YR	CLUB	W-L	ERA	G	GS	CG	SHO	SV	IP	H	R	ER	HR	HB	BB	SO	WP	BK
2011	AZL Padres (R)	0-3	7.09	11	8	0	0	0	33.0	46	30	26	0	1	21	30	3	1
2012	Fort Wayne (A)	0-4	6.95	13	2	0	0	0	33.2	44	31	26	3	1	20	23	1	0
	Eugene (A)	5-2	1.61	15	14	0	0	0	72.2	52	17	13	3	3	23	66	7	0
Minor League Totals		5-9	4.20	39	24	0	0	0	139.1	142	78	65	6	5	64	119	11	1

SCOUTING & PLAYER
DEVELOPMENT

HANEY, CHRISTOPHER B.

RHP

HT: 5-11 **WT:** 185 **B/T:** R/R **HOMETOWN:** Garland, TX
BORN: February 13, 1989 in Garland, TX
HIGH SCHOOL: Naaman Forest (TX)
COLLEGE: Dallas Baptist (TX)
HOW ACQUIRED: Signed as a 20th-round selection in the 2011 First-Year Player Draft
SIGNED BY: Jeff Curtis (Padres)

YR	CLUB	W-L	ERA	G	GS	CG	SHO	SV	IP	H	R	ER	HR	HB	BB	SO	WP	BK
2011	Eugene (A)	1-1	6.97	9	0	0	0	1	10.1	8	8	8	0	0	6	14	2	0
	Fort Wayne (A)	0-0	9.00	3	0	0	0	0	3.0	8	3	3	0	0	1	0	1	0
2012	Eugene (A)	1-0	3.60	9	0	0	0	0	10.0	8	4	4	0	1	4	9	2	0
	Fort Wayne (A)	0-2	15.75	3	0	0	0	0	4.0	9	8	7	1	1	4	8	1	0
	Lake Elsinore (A)	1-1	5.30	22	0	0	0	0	35.2	44	30	21	3	4	9	30	2	0
	Tucson (AAA)	0-0	5.63	4	0	0	0	0	8.0	9	5	5	1	1	2	7	0	0
Minor League Totals		3-4	6.09	50	0	0	0	1	71.0	86	58	48	5	7	26	68	8	0

HARDY, MARK R.

LHP

HT: 6-4 **WT:** 195 **B/T:** L/L **HOMETOWN:** Vancouver, Canada
BORN: May 3, 1988 in Campbell River, Canada
COLLEGE: University of British Columbia
HOW ACQUIRED: Signed as a 43rd-round selection in the 2010 First-Year Player Draft
SIGNED BY: Murray Zuk (Padres)

2011: Named a MiLB.com Padres organizational All-Star after the season.
Ranked fifth in the Midwest League in ERA (2.78) and finished tied for sixth in wins (11).

YR	CLUB	W-L	ERA	G	GS	CG	SHO	SV	IP	H	R	ER	HR	HB	BB	SO	WP	BK
2010	AZL Padres (R)	3-2	3.06	6	5	0	0	0	32.1	28	14	11	2	1	4	31	2	0
	Eugene (A)	2-1	3.00	5	5	0	0	0	27.0	28	9	9	2	0	10	28	3	0
	Lake Elsinore (A)	0-1	5.79	1	1	0	0	0	4.2	6	3	3	0	1	2	3	0	0
	San Antonio (AA)	0-1	5.23	2	2	0	0	0	10.1	12	6	6	1	0	4	10	0	0
2011	Fort Wayne (A)	11-10	2.78	27	19	1	0	0	129.1	117	47	40	9	2	32	96	9	0
2012	AZL Padres (R)	0-0	0.00	1	0	0	0	0	1.0	1	1	0	0	0	0	1	0	0
	Eugene (A)	0-0	3.00	2	0	0	0	0	3.0	5	1	1	0	0	2	3	0	0
	Lake Elsinore (A)	2-5	5.62	13	7	0	0	0	49.2	70	42	31	10	3	9	47	5	0
	San Antonio (AA)	1-1	2.65	6	3	0	0	0	17.0	17	6	5	0	2	6	17	0	0
Minor League Totals		19-21	3.48	63	42	1	0	0	274.1	284	129	106	24	9	69	236	19	0

HARRELSON, DREW A.

LHP

HT: 6-4 **WT:** 185 **B/T:** L/L **HOMETOWN:** Nashville, GA
BORN: June 6, 1994 in Colquitt, GA
HIGH SCHOOL: Berrien County (GA)
HOW ACQUIRED: Signed as a 12th-round selection in the 2012 First-Year Player Draft
SIGNED BY: Chris Kelly (Padres)

YR	CLUB	W-L	ERA	G	GS	CG	SHO	SV	IP	H	R	ER	HR	HB	BB	SO	WP	BK
2012	AZL Padres (R)	0-0	5.73	10	0	0	0	0	11.0	14	9	7	0	1	6	8	1	0

HEBNER, CODY L.

RHP

HT: 5-11 **WT:** 175 **B/T:** R/R **HOMETOWN:** Auburn, WA
BORN: November 21, 1990 in Auburn, WA
HIGH SCHOOL: Auburn Mountainview (WA)
COLLEGE: Green River CC (WA)
HOW ACQUIRED: Signed as a fourth-round selection in the 2011 First-Year Player Draft
SIGNED BY: Justin Baughman (Padres)

YR	CLUB	W-L	ERA	G	GS	CG	SHO	SV	IP	H	R	ER	HR	HB	BB	SO	WP	BK
2011	Eugene (A)	2-2	3.35	11	7	0	0	0	37.2	28	16	14	0	0	15	39	4	0
2012	Fort Wayne (A)	7-7	5.01	25	20	0	0	1	109.2	108	63	61	5	4	50	110	7	1
Minor League Totals		9-9	4.58	36	27	0	0	1	147.1	136	79	75	5	4	65	149	11	1

SCOUTING & PLAYER DEVELOPMENT

HERR, ZACHARY (ZACH)

LHP

HT: 5-10 **WT:** 185 **B/T:** L/L **HOMETOWN:** Omaha, NE
BORN: December 1, 1986 in Omaha, NE
HIGH SCHOOL: Skutt Catholic (NE)
COLLEGE: Nebraska
HOW ACQUIRED: Signed as a 38th-round selection in the 2008 First-Year Player Draft
SIGNED BY: Lane Decker (Padres)

2012: Missed season after having Tommy John surgery on November 9, 2011.

2009: Named a Midwest League mid-season All-Star.

YR	CLUB	W-L	ERA	G	GS	CG	SHO	SV	IP	H	R	ER	HR	HB	BB	SO	WP	BK
2008	Eugene (A)	1-1	3.12	9	0	0	0	0	17.1	14	8	6	1	1	10	12	2	0
2009	Fort Wayne (A)	5-2	4.13	54	0	0	0	2	56.2	50	30	26	4	1	20	80	6	0
	San Antonio (AA)	0-1	16.20	3	0	0	0	0	3.1	8	6	6	1	1	3	3	0	0
2010	Lake Elsinore (A)	4-2	3.04	50	0	0	0	0	71	60	27	24	2	2	28	53	5	0
2011	Lake Elsinore (A)	5-3	3.10	52	0	0	0	3	72.2	66	31	25	3	3	27	77	4	1
	Tucson (AAA)	0-0	27.00	1	0	0	0	0	1.0	4	3	3	0	0	2	2	0	0
2012	Missed Season Due to Injury																	
Minor League Totals		15-9	3.65	169	0	0	0	5	222.0	202	105	90	11	8	90	227	17	1

HOLLAND, SAMUEL JOSEPH

RHP

HT: 6-4 **WT:** 198 **B/T:** R/R **HOMETOWN:** Morayfield, Australia
BORN: February 20, 1994 in Brisbane, Australia
HOW ACQUIRED: Signed as a non-drafted free agent, October 9, 2012
SIGNED BY: Trevor Schumm (Padres)

HUSSEY, JOHN HENRY

RHP

HT: 6-3 **WT:** 172 **B/T:** R/R **HOMETOWN:** Victoria, Australia
BORN: November 22, 1986 in Victoria, Australia
HOW ACQUIRED: Signed as a non-drafted free agent, November 1, 2004
SIGNED BY: Trevor Schumm (Padres)

2012: Played in the Australian Baseball League, going 3-2 with a 2.77 ERA (12 ER/39.0 IP) in 16 games, four starts, for Melbourne.

YR	CLUB	W-L	ERA	G	GS	CG	SHO	SV	IP	H	R	ER	HR	HB	BB	SO	WP	BK
2005	AZL Padres (R)	1-3	6.44	9	9	0	0	0	36.1	38	30	26	2	7	13	31	4	0
2006	AZL Padres (R)	3-1	2.44	13	7	0	0	0	44.1	39	16	12	1	7	16	32	2	0
2007	Fort Wayne (A)	0-5	7.50	6	6	0	0	0	24.0	25	20	20	3	2	20	10	3	0
	Eugene (A)	4-5	6.66	22	7	0	0	0	52.2	59	46	39	5	10	44	56	14	0
2008	Missed season due to injury																	
2009	AZL Padres (R)	2-2	10.20	12	5	0	0	0	30.0	44	37	34	5	4	28	24	5	0
2010	Fort Wayne (A)	4-3	6.35	12	12	0	0	0	56.2	74	48	40	7	3	16	32	4	0
2011	Did not Play																	
2012	Did not Play																	
Minor League Totals		14-19	6.31	74	46	0	0	0	244.0	279	197	171	23	33	137	185	32	0

HYNES, JOSHUA (COLT)

LHP

HT: 5-11 **WT:** 200 **B/T:** L/L **HOMETOWN:** Weatherford, TX
BORN: June 28, 1985 in Oklahoma City, OK
HIGH SCHOOL: Weatherford (TX)
COLLEGE: Texas Tech
HOW ACQUIRED: Signed as a 31st-round selection in the 2007 First-Year Player Draft
SIGNED BY: Tim Holt (Padres)

2010: Played in the Arizona Fall League's Rising Stars game.

YR	CLUB	W-L	ERA	G	GS	CG	SHO	SV	IP	H	R	ER	HR	HB	BB	SO	WP	BK
2007	Eugene (A)	3-2	1.54	30	0	0	0	4	41.0	31	9	7	1	5	6	50	1	0
2008	Fort Wayne (A)	0-2	4.60	32	0	0	0	0	45.0	60	26	23	2	2	11	38	2	0
2009	Fort Wayne (A)	2-0	1.62	13	0	0	0	0	16.2	13	4	3	0	0	7	17	0	0
	Lake Elsinore (A)	3-3	2.90	49	0	0	0	2	59.0	60	25	19	0	3	17	44	3	0
2010	Lake Elsinore (A)	3-1	2.65	37	0	0	0	2	51.0	55	16	15	2	3	7	38	1	0
	San Antonio (AA)	0-1	1.19	24	0	0	0	0	30.1	33	10	4	0	4	10	24	3	0
2011	San Antonio (AA)	0-6	3.72	45	0	0	0	1	58.0	64	29	24	1	2	20	41	3	0
	Tucson (AAA)	2-1	5.47	22	0	0	0	0	26.1	35	16	16	1	2	9	12	3	0
2012	Tucson (AAA)	6-9	5.76	30	21	0	0	0	126.2	190	93	81	11	3	29	74	8	0
Minor League Totals		19-25	3.81	282	21	0	0	9	454.0	541	228	192	18	24	116	338	24	0

SCOUTING & PLAYER
DEVELOPMENT

IBARRA, JEFFREY LHP

HT: 6-6 **WT:** 180 **B/T:** L/L **HOMETOWN:** Menifee, CA
BORN: August 18, 1987 in Escondido, CA
HIGH SCHOOL: Murrieta Valley (CA)
COLLEGE: Lee University (TN)
HOW ACQUIRED: Signed as a 23rd-round selection in the 2009 First-Year Player Draft
SIGNED BY: Ash Lawson (Padres)

YR	CLUB	W-L	ERA	G	GS	CG	SHO	SV	IP	H	R	ER	HR	HB	BB	SO	WP	BK
2009	Eugene (A)	1-3	3.80	26	0	0	0	0	42.2	47	24	18	3	10	10	42	1	0
2010	Fort Wayne (A)	1-1	3.96	42	0	0	0	1	50.0	56	28	22	3	2	14	44	2	1
2011	Fort Wayne (A)	3-3	3.23	25	0	0	0	0	30.2	15	11	11	1	2	11	36	0	0
	Lake Elsinore (A)	3-2	3.93	22	0	0	0	0	36.2	31	16	16	1	1	9	29	0	0
2012	AZL Padres (R)	0-0	0.00	2	0	0	0	0	2.0	1	1	0	0	0	0	0	0	0
	Lake Elsinore (A)	0-0	1.74	9	0	0	0	0	10.1	11	3	2	0	0	0	12	0	0
	San Antonio (AA)	0-0	0.75	20	0	0	0	0	24.0	22	5	2	0	1	5	24	0	0
Minor League Totals		8-9	3.26	146	0	0	0	1	196.1	183	88	71	8	16	49	187	3	1

JACKSON, MATTHEW CLARK RHP

HT: 6-4 **WT:** 190 **B/T:** R/R **HOMETOWN:** Haughton, LA
BORN: December 18, 1987 in Fort Walton Beach, FL
HIGH SCHOOL: Haughton (LA)
COLLEGE: South Alabama
HOW ACQUIRED: Signed as a 31st-round selection in the 2009 First-Year Player Draft
SIGNED BY: David Francia (Padres)

2011: Named a Midwest League mid-season All-Star.

YR	CLUB	W-L	ERA	G	GS	CG	SHO	SV	IP	H	R	ER	HR	HB	BB	SO	WP	BK
2009	Eugene (A)	3-7	4.97	18	11	0	0	0	58.0	64	39	32	2	3	12	44	0	1
2010	Eugene (A)	0-1	3.00	3	0	0	0	0	6.0	5	3	2	0	0	1	3	0	0
	Fort Wayne (A)	4-2	5.22	18	3	0	0	0	50.0	59	32	29	3	4	12	33	0	0
2011	Fort Wayne (A)	5-1	1.95	17	8	0	0	1	64.2	49	18	14	1	4	12	68	4	0
2012	Lake Elsinore (A)	5-4	5.08	16	16	0	0	0	85.0	105	50	48	10	3	14	49	2	0
	San Antonio (AA)	2-1	3.73	7	7	0	0	0	41.0	39	19	17	3	4	5	33	2	0
	Tucson (AAA)	2-0	0.00	2	2	0	0	0	12.0	7	0	0	0	0	2	7	0	0
Minor League Totals		21-16	4.04	81	47	0	0	1	316.2	328	161	142	19	18	58	237	8	1

JANKOWSKI, TRAVIS PAUL OF

HT: 6-2 **WT:** 190 **B/T:** L/R **HOMETOWN:** Lancaster, PA
BORN: June 15, 1991 in Lancaster, PA
HIGH SCHOOL: Lancaster Catholic (PA)
COLLEGE: Stony Brook (NY)
HOW ACQUIRED: Signed as a supplemental-round (44th overall) selection in the 2012 First-Year Player Draft
SIGNED BY: Jim Bretz

YR	CLUB	AVG	G	AB	R	H	2B	3B	HR	RBI	SH	SF	HP	BB	SO	SB	CS	OBP	SLG	E
2012	AZL Padres (R)	.250	2	8	1	2	0	0	0	4	0	1	0	0	1	0	0	.222	.250	0
	Fort Wayne (A)	.282	59	238	32	67	10	4	1	23	1	3	1	13	44	17	7	.318	.370	2
Minor League Totals		.280	61	246	33	69	10	4	1	27	1	4	1	13	45	17	7	.314	.366	2

JIMENEZ, MIGUEL ANGEL OF

HT: 6-2 **WT:** 185 **B/T:** L/L **HOMETOWN:** Barinas, Venezuela
BORN: October 17, 1993 in Barinas, Venezuela
HOW ACQUIRED: Signed as a non-drafted free agent, October 5, 2010
SIGNED BY: Felix Feliz and Yfrain Linares (Padres)

YR	CLUB	AVG	G	AB	R	H	2B	3B	HR	RBI	SH	SF	HP	BB	SO	SB	CS	OBP	SLG	E
2011	DSL Padres (R)	.235	59	183	12	43	11	0	0	28	0	1	2	27	62	3	7	.338	.295	6
2012	DSL Padres (R)	.271	61	229	28	62	9	1	3	36	1	1	2	14	40	8	1	.317	.358	10
Minor League Totals		.255	120	412	40	105	20	1	3	64	1	2	4	41	102	11	8	.327	.330	16

SCOUTING & PLAYER DEVELOPMENT

JONES, DUANEL FRANCISCO

INF

HT: 6-3 **WT:** 195 **B/T:** R/R **HOMETOWN:** Samana, DR
BORN: May 11, 1993 in Samana, DR
HOW ACQUIRED: Signed as a non-drafted free agent, April 13, 2010
SIGNED BY: Randy Smith, Felix Feliz and Jose Salado (Padres)

2011: Ranked second in the Arizona Summer League in home runs (8) and tied for ninth in runs (38).

YR	CLUB	AVG	G	AB	R	H	2B	3B	HR	RBI	SH	SF	HP	BB	SO	SB	CS	OBP	SLG	E
2010	DSL Padres (R)	.211	20	57	6	12	2	0	0	3	0	0	1	15	16	1	1	.384	.246	8
2011	Peoria (R)	.267	37	150	38	40	7	2	8	23	0	0	3	16	43	1	1	.349	.500	17
	Eugene (A)	.206	18	68	7	14	5	0	0	5	0	0	0	5	25	3	0	.260	.279	6
2012	Fort Wayne (A)	.226	113	394	51	89	26	0	5	41	2	8	2	37	99	4	4	.290	.330	33
	Minor League Totals	.232	188	669	102	155	40	2	13	72	2	8	6	73	183	9	6	.310	.356	64

JONES, JAMES CHANEY

RHP

HT: 6-3 **WT:** 210 **B/T:** R/R **HOMETOWN:** Barlow, KY
BORN: December 16, 1988 in Barlow, KY
HIGH SCHOOL: Ballard (KY)
COLLEGE: University of Louisiana-Monroe
HOW ACQUIRED: Signed as a 33rd-round selection in the 2011 First-Year Player Draft
SIGNED BY: Kevin Ellis (Padres)

YR	CLUB	W-L	ERA	G	GS	CG	SHO	SV	IP	H	R	ER	HR	HB	BB	SO	WP	BK
2011	Peoria (R)	2-1	2.97	27	0	0	0	8	30.1	29	14	10	0	1	4	32	3	1
	Eugene (A)	0-0	0.00	3	0	0	0	0	3.1	6	0	0	0	0	1	5	0	0
2012	Fort Wayne (A)	4-5	3.98	28	0	0	0	0	54.1	56	26	24	7	1	15	43	5	0
	San Antonio (AA)	0-1	4.50	6	0	0	0	0	8.0	7	4	4	1	1	4	9	2	0
	Minor League Totals	6-7	3.56	64	0	0	0	8	96.0	98	44	38	8	3	24	89	10	1

KALLUNKI, GOOSE THOMAS

INF

HT: 6-5 **WT:** 230 **B/T:** R/R **HOMETOWN:** Orem, UT
BORN: October 30, 1989 in Fayetteville, NC
HIGH SCHOOL: Orem (UT)
COLLEGE: Utah Valley State (UT)
HOW ACQUIRED: Signed as a 27th-round selection in the 2012 First-Year Player Draft
SIGNED BY: Dave Lottsfeldt (Padres)

YR	CLUB	AVG	G	AB	R	H	2B	3B	HR	RBI	SH	SF	HP	BB	SO	SB	CS	OBP	SLG	E
2012	Eugene (A)	.254	53	138	12	35	10	0	2	13	3	0	3	13	41	1	0	.331	.370	9

KELLY, MICHAEL JOSEPH

RHP

HT: 6-4 **WT:** 185 **B/T:** R/R **HOMETOWN:** Delray Beach, FL
BORN: September 6, 1992 in Boynton Beach, FL
HIGH SCHOOL: West Boca Raton (FL)
HOW ACQUIRED: Signed as a supplemental-round (48th overall) selection in the 2011 First-Year Player Draft
SIGNED BY: Willie Bosque (Padres)

2010: Played in the Aflac All-American Baseball Classic at Petco Park

YR	CLUB	W-L	ERA	G	GS	CG	SHO	SV	IP	H	R	ER	HR	HB	BB	SO	WP	BK
2012	AZL Padres (R)	0-5	7.11	13	6	0	0	0	44.1	54	48	35	2	7	25	37	12	1
	Fort Wayne (A)	0-2	7.53	7	0	0	0	0	14.1	18	14	12	0	1	18	14	5	0
	Minor League Totals	0-7	7.21	20	6	0	0	0	58.2	72	62	47	2	8	43	51	17	1

KELLY, WILLIAM RYAN (RYAN)

RHP

HT: 6-2 **WT:** 180 **B/T:** R/R **HOMETOWN:** Hilton Head Island, SC
BORN: October 30, 1987 in Memphis, TN
HIGH SCHOOL: Hilton Head (SC)
COLLEGE: Walters State CC (TN)
HOW ACQUIRED: Acquired from the Texas Rangers in exchange for C Luis Martinez
SIGNED BY: Greg Schilz (PIT)

2011: Acquired by the Texas Rangers from Oakland in exchange for RHP Guillermo Moscoso, January 8, 2011.
2010: Acquired by the Oakland Athletics from Pittsburgh in exchange for INF Corey Wimberly, December 23, 2010.

PERSONAL: Originally signed by the Pittsburgh Pirates as a 26th-round selection in the 2006 First-Year Player Draft.

YR	CLUB	W-L	ERA	G	GS	CG	SHO	SV	IP	H	R	ER	HR	HB	BB	SO	WP	BK
2007	GCL Pirates (R)	1-0	6.19	5	4	0	0	0	16.0	20	13	11	2	3	4	11	0	0
2008	State College (A)	0-2	6.75	8	6	0	0	1	24.0	26	19	18	2	1	16	18	3	0
2009	West Virginia (A)	3-2	4.30	30	0	0	0	6	69.0	83	46	33	8	7	9	67	9	0
2010	West Virginia (A)	2-3	4.20	38	1	0	0	4	75.0	75	47	35	9	10	14	75	1	1
2011	Myrtle Beach (A)	3-6	3.95	40	5	0	0	9	82.0	74	44	36	6	2	23	64	8	0
2012	Eugene (A)	0-0	0.00	2	0	0	0	2	3.0	1	0	0	0	0	0	4	0	0
	San Antonio (AA)	4-1	2.66	39	0	0	0	1	47.1	39	20	14	2	2	15	47	1	0
	Tucson (AAA)	0-0	7.04	6	0	0	0	0	7.2	15	7	6	0	0	2	4	2	0
Minor League Totals		13-14	4.25	168	16	0	0	23	324.0	333	196	153	29	25	83	290	24	1

KIMBER, COREY A.

RHP

HT: 6-1 **WT:** 175 **B/T:** R/R **HOMETOWN:** Greensboro, NC
BORN: June 28, 1994 in Greensboro, NC
HIGH SCHOOL: Dudley (NC)
HOW ACQUIRED: Signed as a 25th-round selection in the 2012 First-Year Player Draft
SIGNED BY: Adam Bourassa (Padres)

YR	CLUB	W-L	ERA	G	GS	CG	SHO	SV	IP	H	R	ER	HR	HB	BB	SO	WP	BK
2012	AZL Padres (R)	2-1	3.38	8	0	0	0	0	5.1	6	5	2	0	0	7	3	2	0

KIRBY-JONES, ANTWOIN JARELLE (A.J.)

INF

HT: 5-10 **WT:** 215 **B/T:** R/R **HOMETOWN:** Knoxville, TN
BORN: October 2, 1988 in Knoxville, TN
HIGH SCHOOL: Webb School (TN)
COLLEGE: Tennessee Tech (TN)
HOW ACQUIRED: Acquired from Oakland Athletics along with RHP Tyson Ross in exchange for INF Andy Parrino, LHP Andrew Werner, November 16, 2012
SIGNED BY: Marcus Cayenne (OAK)

YR	CLUB	AVG	G	AB	R	H	2B	3B	HR	RBI	SH	SF	HP	BB	SO	SB	CS	OBP	SLG	E
2010	Vancouver (A)	.259	75	247	41	64	10	0	14	42	0	3	8	61	82	1	1	.417	.470	12
2011	Burlington (A)	.240	94	325	45	78	18	0	13	50	0	0	5	56	101	1	1	.360	.415	6
2012	Stockton (A)	.248	115	399	62	99	16	3	21	69	0	3	2	86	128	0	0	.382	.461	7
Minor League Totals		.248	284	971	148	241	44	3	48	161	0	6	15	203	311	2	2	.384	.448	25

KRAL, ROBERT PATRICK

C

HT: 5-9 **WT:** 190 **B/T:** L/R **HOMETOWN:** Randolph, NJ
BORN: March 28, 1989 in Randolph, NJ
HIGH SCHOOL: Randolph (NJ)
COLLEGE: College of Charleston (SC)
HOW ACQUIRED: Signed as a 10th-round selection in the 2011 First-Year Player Draft
SIGNED BY: Adam Bourassa (Padres)

YR	CLUB	AVG	G	AB	R	H	2B	3B	HR	RBI	SH	SF	HP	BB	SO	SB	CS	OBP	SLG	E
2011	AZL Padres (R)	.275	14	40	9	11	1	1	1	7	0	0	1	13	10	0	1	.463	.425	6
2012	Lake Elsinore (A)	.315	22	54	6	17	5	0	3	9	0	2	1	11	13	0	1	.426	.574	3
	San Antonio (AA)	.160	14	25	6	4	1	0	0	1	1	1	0	9	8	0	0	.371	.200	2
	Tucson (AAA)	.385	6	13	3	5	1	0	0	1	0	0	0	5	1	0	0	.556	.462	0
Minor League Totals		.280	56	132	24	37	8	1	4	18	1	3	2	38	32	0	2	.440	.447	11

SCOUTING & PLAYER DEVELOPMENT

KREUTER, CADE

INF

HT: 6-5 WT: 205 B/T: R/R HOMETOWN: Newhall, CA
 BORN: April 27, 1991 in Newhall, CA
 HIGH SCHOOL: Hart (CA)
 COLLEGE: University of Southern California (CA), University of Miami (FL)
 HOW ACQUIRED: Signed as non-drafted free agent, July 2, 2012.
 SIGNED BY: Chad McDonald (Padres)

YR	CLUB	AVG	G	AB	R	H	2B	3B	HR	RBI	SH	SF	HP	BB	SO	SB	CS	OBP	SLG	E
2012	AZL Padres (R)	.200	15	50	9	10	2	1	2	8	0	1	2	6	21	0	0	.305	.400	7

KUNZ, EDWARD C. (EDDIE)

RHP

HT: 6-6 WT: 260 B/T: R/R HOMETOWN: Portland, OR
 BORN: April 8, 1986 in Portland, OR
 HIGH SCHOOL: Parkrose (OR)
 COLLEGE: Oregon State
 HOW ACQUIRED: Acquired from the New York Mets in exchange for INF Allan Dykstra, March 29, 2011
 SIGNED BY: Jim Reeves (Mets)

2008: Played in the Arizona Fall League's Rising Stars game.
 Named an Eastern League post-season All-Star.

PERSONAL: Originally signed by the New York Mets as a supplemental-round selection (42nd overall) in the 2007 First-Year Player Draft.

YR	CLUB	W-L	ERA	G	GS	CG	SHO	SV	IP	H	R	ER	HR	HB	BB	SO	WP	BK
2007	Brooklyn (A)	0-1	6.75	12	0	0	0	5	12.0	8	9	9	0	1	8	9	1	0
2008	Binghamton (AA)	1-4	2.79	44	0	0	0	27	48.1	39	19	15	0	1	25	43	3	0
	New Orleans (AAA)	0-1	7.94	6	0	0	0	0	5.2	9	5	5	1	0	2	4	0	0
	NEW YORK-NL	0-0	13.50	4	0	0	0	0	2.2	5	4	4	1	1	1	1	2	0
2009	Buffalo (AAA)	4-5	5.02	40	0	0	0	1	61.0	54	35	34	8	7	31	38	6	0
2010	Binghamton (AA)	7-8	5.34	42	12	0	0	3	111.1	116	73	66	8	14	68	63	7	1
2011	San Antonio (AA)	2-1	4.30	52	0	0	0	0	73.1	72	42	35	4	8	34	27	5	0
2012	San Antonio (AA)	3-4	5.29	17	7	0	0	1	47.2	50	30	28	3	3	19	27	6	0
	Tucson (AAA)	3-2	6.35	21	1	1	0	0	39.2	51	32	28	4	2	20	12	4	0
	Major League Totals	0-0	13.50	4	0	0	0	0	2.2	5	4	4	1	1	1	1	2	0
	Minor League Totals	20-26	4.96	234	20	1	0	37	399.0	399	245	220	28	36	207	223	32	1

LANTIGUA, JONAS

INF

HT: 6-5 WT: 205 B/T: L/R HOMETOWN: Bonao, DR
 BORN: December 15, 1994 in Bonao, DR
 HOW ACQUIRED: Signed as a non-drafted free agent, February 17, 2012
 SIGNED BY: Randy Smith and Felix Feliz (Padres)

YR	CLUB	AVG	G	AB	R	H	2B	3B	HR	RBI	SH	SF	HP	BB	SO	SB	CS	OBP	SLG	E
2012	DSL Padres (R)	.198	46	167	8	33	10	1	0	14	0	2	3	1	45	1	0	.214	.269	17

LARA, ROBERT J.

RHP

HT: 6-2 WT: 190 B/T: R/R HOMETOWN: Fort Lauderdale, FL
 BORN: November 25, 1986 in Secaucus, NJ
 HIGH SCHOOL: Nova (FL)
 COLLEGE: Central Florida
 HOW ACQUIRED: Signed as a 19th-round selection in the 2008 First-Year Player Draft
 SIGNED BY: Rob Sidwell (Padres)

2008: Named an Arizona Summer League post-season All-Star.

YR	CLUB	W-L	ERA	G	GS	CG	SHO	SV	IP	H	R	ER	HR	HB	BB	SO	WP	BK
2009	Fort Wayne (A)	0-0	0.00	2	0	0	0	0	2.0	0	0	0	0	0	2	5	0	0
2010	Lake Elsinore (A)	0-0	2.45	4	0	0	0	0	3.2	2	1	1	0	0	0	4	0	0
2011	Fort Wayne (A)	2-1	4.15	25	0	0	0	0	34.2	32	17	16	5	2	12	33	6	1
	Lake Elsinore (A)	0-1	11.25	11	0	0	0	1	16.0	22	20	20	1	0	14	10	3	0
2012	Lake Elsinore (A)	1-0	1.72	10	0	0	0	0	15.2	13	7	3	1	0	5	11	1	0
	San Antonio (AA)	5-1	3.23	36	0	0	0	0	53.0	49	22	19	3	1	31	48	5	1
	Minor League Totals	8-3	4.25	88	0	0	0	1	125.0	118	67	59	10	3	64	111	15	2

YR	CLUB	AVG	G	AB	R	H	2B	3B	HR	RBI	SH	SF	HP	BB	SO	SB	CS	OBP	SLG	E
2008	AZL Padres (R)	.344	49	157	29	54	13	0	3	34	1	0	8	37	30	0	2	.490	.484	2
2009	Fort Wayne (A)	.219	58	201	22	44	11	1	2	28	0	4	2	20	52	1	2	.291	.313	7
2010	Lake Elsinore (A)	.279	75	258	38	72	12	0	8	39	3	4	1	38	55	1	0	.369	.419	6
2012	San Antonio (AA)	.250	17	4	0	1	0	0	0	1	0	0	0	1	1	0	0	.400	.250	1
	Minor League Totals	.276	199	620	89	171	36	1	13	102	4	8	11	96	138	2	4	.378	.400	16

LENDOR, MOISES

INF

HT: 6-1 **WT:** 170 **B/T:** S/R **HOMETOWN:** San Pedro de Macoris, DR
BORN: June 25, 1993 in San Pedro de Macoris, DR
HOW ACQUIRED: Signed as a non-drafted free agent, December 28, 2010
SIGNED BY: Felix Feliz and Jose Saldo (Padres)

YR	CLUB	AVG	G	AB	R	H	2B	3B	HR	RBI	SH	SF	HP	BB	SO	SB	CS	OBP	SLG	E
2011	DSL Padres (R)	.191	25	68	7	13	1	0	0	2	0	0	2	8	28	4	4	.295	.206	14
2012	DSL Padres (R)	.213	35	75	10	16	3	1	0	8	2	0	2	2	32	9	6	.253	.280	8
Minor League Totals		.203	60	143	17	29	4	1	0	10	2	0	4	10	60	13	10	.274	.245	22

LINARES, JOEL ALFREDO

RHP

HT: 6-1 **WT:** 175 **B/T:** R/R **HOMETOWN:** Calabozo, Venezuela
BORN: December 8, 1994 in Calabozo, Venezuela
HOW ACQUIRED: Signed as a non-drafted free agent, September 11, 2012
SIGNED BY: Feliz Feliz and Yfrain Linares (Padres)

LIRIANO, ELVIN

LHP

HT: 6-3 **WT:** 190 **B/T:** L/L **HOMETOWN:** San Cristobal, DR
BORN: October 17, 1992 in San Cristobal, DR
HOW ACQUIRED: Signed as a non-drafted free agent, December 9, 2010
SIGNED BY: Felix Feliz and Martin Jose (Padres)

YR	CLUB	W-L	ERA	G	GS	CG	SHO	SV	IP	H	R	ER	HR	HB	BB	SO	WP	BK
2011	DSL Padres (R)	3-3	3.58	13	8	0	0	0	50.1	36	29	20	1	3	31	35	12	0
2012	DSL Padres (R)	0-7	5.27	14	14	0	0	0	54.2	49	43	32	2	2	31	47	11	0
Minor League Totals		3-10	4.46	27	22	0	0	0	105.0	85	72	52	3	5	62	82	23	0

LOCKETT, ANDREW W.

RHP

HT: 6-5 **WT:** 225 **B/T:** R/R **HOMETOWN:** Jacksonville, FL
BORN: May 3, 1994 in Jacksonville, FL
HIGH SCHOOL: Providence (FL)
HOW ACQUIRED: Selected in the 4th round of the 2012 First-Year Player Draft
SIGNED BY: Chris Kelly (Padres)

YR	CLUB	W-L	ERA	G	GS	CG	SHO	SV	IP	H	R	ER	HR	HB	BB	SO	WP	BK
2012	AZL Padres (R)	0-1	4.34	10	3	0	0	0	18.2	25	11	9	2	0	4	13	5	0

LOLLIS, MATTHEW CASEY (MATT)

RHP

HT: 6-9 **WT:** 250 **B/T:** R/R **HOMETOWN:** Riverside, CA
BORN: September 11, 1990 in Riverside, CA
HIGH SCHOOL: Patriot (CA)
COLLEGE: Riverside CC (CA)
HOW ACQUIRED: Signed as a 15th-round selection in the 2009 First-Year Player Draft
SIGNED BY: Pete DeYoung (Padres)

PERSONAL: Originally committed to San Diego State University before being sidelined due to a shoulder injury his senior year of high school.

YR	CLUB	W-L	ERA	G	GS	CG	SHO	SV	IP	H	R	ER	HR	HB	BB	SO	WP	BK
2009	AZL Padres (R)	0-0	5.19	6	0	0	0	0	8.2	11	8	5	1	1	2	7	1	0
2010	Eugene (A)	2-2	2.86	6	6	0	0	0	34.2	21	11	11	0	1	8	24	0	0
	Fort Wayne (A)	5-2	1.66	9	9	0	0	0	54.1	47	12	10	3	2	13	45	1	0
2011	Lake Elsinore (A)	4-8	5.35	31	19	0	0	1	119.1	135	86	71	12	13	45	114	8	1
2012	Lake Elsinore (A)	0-7	6.83	12	11	0	0	0	58.0	77	51	44	8	6	29	50	3	1
	San Antonio (AA)	1-5	5.86	25	1	0	0	0	35.1	39	30	23	4	2	15	36	0	0
	Tucson (AAA)	0-1	8.10	2	2	0	0	0	6.2	11	7	6	2	0	3	6	0	0
Minor League Totals		12-25	4.83	91	48	0	0	1	317.0	341	205	170	30	25	115	282	13	2

SCOUTING & PLAYER DEVELOPMENT

LOPEZ, YAIR ENRIQUE

OF

HT: 6-3 WT: 150 B/T: R/R HOMETOWN: Cartagena, Colombia
 BORN: September 9, 1991 in Cartagena, Colombia
 HOW ACQUIRED: Signed as non-drafted free agent, November 1, 2008
 SIGNED BY: Robert Rowley and Felix Feliz (Padres)

YR	CLUB	AVG	G	AB	R	H	2B	3B	HR	RBI	SH	SF	HP	BB	SO	SB	CS	OBP	SLG	E
2009	DSL Padres (R)	.293	49	181	41	53	10	2	3	18	0	1	2	38	46	14	7	.419	.420	0
2010	AZL Padres (R)	.250	41	164	28	41	7	1	4	26	1	0	6	4	56	5	1	.293	.378	4
2011	AZL Padres (R)	.288	45	191	34	55	11	4	6	21	1	0	3	5	58	14	3	.317	.482	2
2012	AZL Padres (R)	.173	34	104	15	18	4	1	0	7	0	0	1	8	27	0	2	.239	.231	2
	Eugene (A)	.429	2	7	0	3	2	0	0	2	0	0	0	0	1	1	0	.429	.714	0
Minor League Totals		.263	171	647	118	170	34	8	13	74	2	1	12	55	188	34	13	.331	.400	8

LORA, CARLOS ALBERTO

RHP

HT: 6-3 WT: 190 B/T: R/R HOMETOWN: Santo Domingo, DR
 BORN: August 24, 1991 in Santo Domingo, DR
 HOW ACQUIRED: Signed as non-drafted free agent, November 1, 2011
 SIGNED BY: Felix Feliz, Ysrael Rojas and Martin Jose (Padres)

MADRID, ROMAN (JOSE)

RHP

HT: 6-0 WT: 185 B/T: R/R HOMETOWN: Victoria, TX
 BORN: February 26, 1991 in Hobbs, NM
 HIGH SCHOOL: Victoria Memorial (TX)
 COLLEGE: University of Central Florida (FL)
 HOW ACQUIRED: Signed as a seventh-round selection in the 2012 First-Year Player Draft
 SIGNED BY: Willie Bosque (Padres)

YR	CLUB	W-L	ERA	G	GS	CG	SHO	SV	IP	H	R	ER	HR	HB	BB	SO	WP	BK
2012	Eugene (A)	7-0	2.89	31	0	0	0	13	37.1	26	12	12	0	5	11	44	4	0

MARCANO, IVAN RAFAEL

RHP

HT: 6-3 WT: 218 B/T: R/R HOMETOWN: Isla Margarita, Venezuela
 BORN: June 1, 1991 in Isla Margarita, Venezuela
 HOW ACQUIRED: Signed as a non-drafted free agent, November 2, 2009
 SIGNED BY: Felix Feliz and Yfrain Linares (Padres)

YR	CLUB	W-L	ERA	G	GS	CG	SHO	SV	IP	H	R	ER	HR	HB	BB	SO	WP	BK
2010	DSL Padres (R)	0-2	10.46	16	5	0	0	0	26.2	17	35	31	0	8	43	13	25	0
2011	DSL Padres (R)	1-1	8.33	18	0	0	0	0	27.0	20	28	25	1	5	42	24	18	0
2012	DSL Padres (R)	5-1	2.57	13	13	0	0	0	66.2	50	26	19	1	5	28	57	12	0
Minor League Totals		6-4	5.61	47	18	0	0	0	120.1	87	89	75	2	18	113	94	55	0

MARTINEZ, ALBERTH ALEXANDER

OF

HT: 6-1 WT: 170 B/T: R/R HOMETOWN: San Felix, Venezuela
 BORN: January 23, 1991 in San Felix, Venezuela
 HOW ACQUIRED: Signed as a non-drafted free agent, November 26, 2009
 SIGNED BY: Yfrain Linares, Felix Feliz and Antonio Alejos (Padres)

2011: Named the No. 11 prospect in the Arizona Summer League by *Baseball America* after the season.

YR	CLUB	AVG	G	AB	R	H	2B	3B	HR	RBI	SH	SF	HP	BB	SO	SB	CS	OBP	SLG	E
2010	DSL Padres (R)	.272	50	180	27	49	9	2	1	10	0	1	0	18	22	9	4	.337	.361	3
2011	AZL Padres (R)	.354	44	189	31	67	12	6	7	24	2	1	3	10	27	14	3	.394	.593	2
	Eugene (A)	.182	12	44	3	8	2	1	0	3	2	0	1	2	8	4	0	.234	.273	0
	Fort Wayne (A)	.000	4	13	0	0	0	0	0	0	0	0	1	1	6	0	1	.133	.000	0
	Tucson (AAA)	.118	4	17	0	2	0	0	0	0	0	0	0	0	7	0	0	.118	.118	0
2012	Eugene (A)	.254	66	232	37	59	11	1	0	20	3	0	1	23	38	9	4	.324	.310	1
	Fort Wayne (A)	.129	20	62	8	8	4	0	0	3	1	0	2	4	14	3	0	.206	.194	0
Minor League Totals		.262	200	737	106	193	38	10	8	60	8	2	8	58	122	39	12	.322	.373	6

MARTINEZ, CRISTHOFER

INF

HT: 6-1 **WT:** 175 **B/T:** S/R **HOMETOWN:** Santo Domingo, DR
BORN: November 23, 1992 in Santo Domingo, DR
HOW ACQUIRED: Signed as a non-drafted free agent, December 18, 2009
SIGNED BY: Randy Smith, Felix Feliz and Ysrael Rojas (Padres)

YR	CLUB	AVG	G	AB	R	H	2B	3B	HR	RBI	SH	SF	HP	BB	SO	SB	CS	OBP	SLG	E
2010	DSL Padres (R)	.210	54	181	19	38	9	2	2	21	0	1	3	26	36	9	5	.318	.315	14
2011	DSL Padres (R)	.221	57	190	29	42	7	6	1	16	1	1	2	31	38	6	2	.335	.337	13
2012	DSL Padres (R)	.228	52	180	45	41	8	8	3	32	1	6	3	33	43	9	2	.347	.411	16
Minor League Totals		.220	163	551	93	121	24	16	6	69	2	7	8	90	117	24	9	.333	.354	43

MARTINEZ, DENINSON JAVIER

LHP

HT: 6-0 **WT:** 180 **B/T:** L/L **HOMETOWN:** Bolivar, Colombia
BORN: February 1, 1994 in Mahates, Colombia
HOW ACQUIRED: Signed as a non-drafted free agent, November 2, 2011
SIGNED BY: Robert Rowley and Marcial Del Valle (Padres)

YR	CLUB	W-L	ERA	G	GS	CG	SHO	SV	IP	H	R	ER	HR	HB	BB	SO	WP	BK
2012	DSL Padres (R)	0-1	2.25	4	0	0	0	0	4.0	2	3	1	0	0	2	3	0	0

MCBRYDE, JEREMY R.

RHP

HT: 6-2 **WT:** 225 **B/T:** R/R **HOMETOWN:** Midwest City, OK
BORN: May 1, 1987 in Oklahoma City, OK
HIGH SCHOOL: Midwest City (OK)
COLLEGE: Rose State College (OK)
HOW ACQUIRED: Signed as a 26th-round selection in the 2006 First-Year Player Draft
SIGNED BY: Lane Decker (Padres)

2010: Missed much of the season due to a right shoulder strain.

2009: Named a California League mid-season All-Star.

2008: Led all Padres farmhands and ranked second among Midwest League pitchers in strikeouts (158).

2007: Signed as a draft-and-follow on May 30, 2007.

YR	CLUB	W-L	ERA	G	GS	CG	SHO	SV	IP	H	R	ER	HR	HB	BB	SO	WP	BK
2007	Eugene (A)	1-6	5.31	17	12	0	0	1	59.1	67	39	35	6	4	18	56	7	0
2008	Fort Wayne (A)	8-9	4.28	30	26	0	0	1	136.2	151	78	65	11	8	24	158	6	0
2009	Lake Elsinore (A)	6-3	4.54	13	12	0	0	0	75.1	72	39	38	12	4	19	82	1	1
2010	AZL Padres (R)	0-0	9.00	1	0	0	0	0	1.0	2	1	1	0	0	0	3	0	0
	Fort Wayne (A)	0-0	2.25	3	0	0	0	0	4.0	2	1	1	0	0	1	3	0	0
	Lake Elsinore (A)	4-4	4.38	13	12	0	0	0	63.2	62	37	31	8	9	17	49	2	0
2011	Lake Elsinore (A)	2-4	4.32	63	0	0	0	0	93.2	99	55	45	10	5	29	96	3	0
2012	San Antonio (R)	0-4	3.57	49	0	0	0	13	53.0	44	28	21	3	3	16	65	5	0
Minor League Totals		21-30	4.38	189	62	0	0	15	486.2	499	278	237	50	33	124	512	24	1

MCELROY, CASEY R.

INF

HT: 5-8 **WT:** 180 **B/T:** L/R **HOMETOWN:** Orlando, FL
BORN: December 28, 1989 in Bakersfield, CA
HIGH SCHOOL: Boone (FL)
COLLEGE: Auburn (AL)
HOW ACQUIRED: Signed as an 11th-round selection in the 2011 First-Year Player Draft
SIGNED BY: David Francia (Padres)

PERSONAL: Was a First Team All-SEC selection in 2011, his last season at Auburn University, leading the conference in hits (87).

YR	CLUB	AVG	G	AB	R	H	2B	3B	HR	RBI	SH	SF	HP	BB	SO	SB	CS	OBP	SLG	E
2011	AZL Padres (R)	.263	5	19	0	5	2	0	0	3	1	0	0	1	9	0	1	.300	.368	0
	Eugene (A)	.301	19	73	11	22	6	0	2	11	0	1	0	10	13	0	2	.381	.466	2
2012	Fort Wayne (A)	.237	59	228	19	54	13	2	5	30	2	4	4	20	42	1	0	.305	.377	9
	Lake Elsinore (A)	.327	58	226	44	74	13	1	5	36	2	1	2	27	32	1	1	.402	.460	10
Minor League Totals		.284	141	546	74	155	34	3	12	80	5	6	6	58	96	2	4	.356	.423	21

SCOUTING & PLAYER DEVELOPMENT

MEDICA, THOMAS A.

C

HT: 6-1

WT: 190

B/T: R/R

HOMETOWN: San Jose, CA

BORN: April 9, 1988 in San Jose, CA

HIGH SCHOOL: Bellarmine Prep (CA)

COLLEGE: Santa Clara University (CA)

HOW ACQUIRED: Signed as a 14th round selection in the 2010 First-Year Player Draft

SIGNED BY: Noah Jackson (Padres)

YR	CLUB	AVG	G	AB	R	H	2B	3B	HR	RBI	SH	SF	HP	BB	SO	SB	CS	OBP	SLG	E
2010	Eugene (A)	.176	34	102	7	18	4	0	0	9	2	4	5	18	18	0	2	.318	.216	0
2011	AZL Padres (R)	.391	6	23	8	9	2	0	1	6	0	1	0	4	3	0	0	.464	.609	0
	Fort Wayne (A)	.268	44	142	22	38	19	0	3	21	1	0	5	17	33	0	1	.366	.465	1
	Lake Elsinore (A)	.302	42	139	21	42	10	0	6	17	0	1	10	25	32	0	1	.440	.504	0
2012	Lake Elsinore (A)	.330	93	355	65	117	37	5	19	87	0	3	7	41	86	1	1	.406	.623	4
Minor League Totals		.294	219	761	123	224	72	5	29	140	3	9	27	105	172	1	5	.395	.516	5

MEJIA, RUBEN ANTONIO

RHP

HT: 6-1

WT: 175

B/T: R/R

HOMETOWN: Tenares, DR

BORN: February 23, 1992 in Tenares, DR

HOW ACQUIRED: Signed as a non-drafted free agent, July 2, 2008

SIGNED BY: Felix Feliz and Francis Mojica (Padres)

YR	CLUB	W-L	ERA	G	GS	CG	SHO	SV	IP	H	R	ER	HR	HB	BB	SO	WP	BK
2009	DSL Padres (R)	0-1	3.62	10	4	0	0	1	32.1	30	18	13	1	6	12	27	1	0
2010	DSL Padres (R)	2-3	4.75	13	3	0	0	2	36.0	42	25	19	0	7	16	31	7	0
2011	DSL Padres (R)	1-1	1.40	5	4	0	0	0	19.1	16	7	3	0	2	10	20	6	0
	AZL Padres (R)	0-1	4.66	2	2	0	0	0	9.2	8	5	5	2	0	3	7	3	0
	Eugene (A)	0-0	4.50	1	1	0	0	0	4.0	3	2	2	0	1	2	1	0	1
2012	Fort Wayne (A)	2-6	4.29	22	15	1	0	0	79.2	83	40	38	7	3	33	61	2	2
	San Antonio (AA)	0-0	0.00	1	0	0	0	0	0.2	0	0	0	0	0	0	2	1	0
Minor League Totals		5-12	3.96	54	29	1	0	3	181.2	182	97	80	10	19	76	149	19	3

MERCHAN, JESUS DELFIN

INF

HT: 5-11

WT: 180

B/T: R/R

HOMETOWN: Aragua, Venezuela

BORN: March 26, 1981 in Maracay, Venezuela

HOW ACQUIRED: Signed as a minor league free agent on December 14, 2012

SIGNED BY: N/A

YR	CLUB	AVG	G	AB	R	H	2B	3B	HR	RBI	SH	SF	HP	BB	SO	SB	CS	OBP	SLG	E
1999	VSL Twins (R)	.253	38	95	13	24	3	0	0	9	1	2	3	12	9	3	1	.348	.284	0
2000	VSL Twins (R)	.261	8	23	5	6	0	1	0	3	1	0	2	3	3	0	1	.393	.348	7
	GCL Twins (R)	.314	36	118	22	37	5	0	0	16	8	1	5	11	15	1	2	.393	.356	0
2001	Elizabethon (R)	.271	47	133	19	36	10	1	1	14	0	3	2	6	18	4	2	.306	.383	0
2002	Quad City (R)	.279	92	308	47	86	18	1	3	31	3	3	6	22	35	8	0	.336	.373	4
2003	Quad City (R)	.296	101	392	60	116	16	3	5	53	2	3	11	31	18	8	6	.362	.390	3
2004	Fort Myers (R)	.287	79	247	23	71	10	2	0	21	6	2	5	14	18	5	1	.336	.344	10
2005	Fort Myers (R)	.179	12	39	3	7	1	0	0	7	1	0	1	4	2	0	2	.273	.205	3
	Lakewood (A)	.277	28	112	10	31	7	0	0	12	0	1	3	5	4	1	2	.322	.339	5
	Reading (AA)	.265	48	151	18	40	7	1	0	12	5	0	4	6	16	2	2	.311	.325	9
2006	Cleawater (A)	.333	4	12	4	4	1	0	0	1	0	0	0	3	3	1	0	.467	.417	0
	Reading (AA)	.274	100	317	43	87	15	5	1	38	2	1	5	13	16	7	4	.313	.363	14
2007	Reading (AA)	.330	81	276	53	91	16	2	7	44	5	4	14	23	17	10	3	.404	.478	12
	West Tenn (AA)	.247	24	89	11	22	5	0	2	7	3	0	3	4	9	2	1	.302	.371	9
	Ottawa (AAA)	.385	3	13	5	5	0	1	1	2	1	0	0	1	2	0	0	.429	.769	2
2008	Tucson (AAA)	.339	114	436	50	148	23	5	4	72	3	9	11	18	44	2	2	.373	.443	23
2009	AZL Indians (R)	.316	6	19	4	6	1	0	0	1	0	0	1	1	1	0	0	.381	.368	3
	Akron (AA)	.366	10	41	9	15	1	0	0	3	1	1	0	6	5	0	0	.438	.390	1
	Columbus (AAA)	.280	27	100	9	28	5	1	0	8	2	0	2	4	15	1	0	.321	.350	7
2010	Dunedin (A)	.263	5	19	0	5	1	0	0	4	0	0	0	0	4	0	0	.263	.316	0
	Las Vegas (AAA)	.315	39	149	18	47	14	1	1	12	3	1	2	11	10	0	2	.368	.443	9
2011	Col. Springs (AA)	.366	26	93	14	34	3	1	0	11	2	2	0	10	9	0	0	.419	.419	4
	New Orleans (AAA)	.268	58	183	22	49	8	0	1	17	1	0	3	9	18	0	1	.313	.328	7
2012	Lancaster (IND)	.391	31	115	15	45	10	0	0	11	2	0	4	6	5	0	0	.440	.478	6
	Tucson (AAA)	.366	45	145	18	53	7	2	3	16	1	1	0	7	8	2	3	.392	.503	4
Minor League Totals		.299	1031	3510	480	1048	177	27	29	414	51	34	83	224	299	57	35	.352	.389	136
Indy League Totals		.391	31	115	15	45	10	0	0	11	2	0	4	6	5	0	0	.440	.478	6

SCOUTING & PLAYER
DEVELOPMENT

MILLER, CHRISTIAN

LHP

HT: 6-3 WT: 170 B/T: L/L HOMETOWN: Monroe, GA
 BORN: May 21, 1993 in Snellville, GA
 HIGH SCHOOL: Loganville (GA)
 HOW ACQUIRED: Signed as a 19th-round selection in the 2012 First-Year Player Draft
 SIGNED BY: Chris Kelly (Padres)

YR	CLUB	W-L	ERA	G	GS	CG	SHO	SV	IP	H	R	ER	HR	HB	BB	SO	WP	BK
2012	AZL Padres (R)	2-3	9.95	16	1	0	0	0	25.1	35	39	28	1	3	27	12	9	0

MILLER, JUSTIN

INF

HT: 5-9 WT: 190 B/T: R/R HOMETOWN: Sumner, TX
 BORN: December 14, 1988 in Sumner, TX
 COLLEGE: Southeastern Oklahoma State (OK)
 HOW ACQUIRED: Signed as a 30th-round selection in the 2011 First-Year Player Draft
 SIGNED BY: Lane Decker (Padres)

YR	CLUB	AVG	G	AB	R	H	2B	3B	HR	RBI	SH	SF	HP	BB	SO	SB	CS	OBP	SLG	E
2011	Peoria (R)	.407	17	54	8	22	2	2	1	6	0	1	2	6	9	2	1	.476	.574	4
	Eugene (A)	.308	35	130	24	40	12	0	0	14	0	1	2	21	31	7	3	.409	.400	6
2012	Fort Wayne (A)	.274	26	95	12	26	5	2	0	9	1	0	1	6	19	2	3	.324	.368	2
	Lake Elsinore (A)	.311	92	360	64	112	15	4	12	71	0	6	7	40	81	17	7	.385	.475	14
Minor League Totals		.313	170	639	108	200	34	8	13	100	1	8	12	73	140	28	14	.389	.452	26

MINAYA, EURI ALBERTO

OF

HT: 6-4 WT: 202 B/T: R/R HOMETOWN: Santo Domingo Este, DR
 BORN: October 11, 1995 in Santo Domingo Este, DR
 HOW ACQUIRED: Signed as a non-drafted free agent, November 1, 2012
 SIGNED BY: Felix Feliz, Jose Salado and Randy Smith (Padres)

MONTAS, ERNESTO

RHP

HT: 6-3 WT: 180 B/T: R/R HOMETOWN: Bonao, DR
 BORN: July 18, 1991 in Bonao, DR
 HOW ACQUIRED: Signed as a non-drafted free agent, February 4, 2013
 SIGNED BY: Felix Feliz and Emenejildo Diaz (Padres)

MORENO, EDWIN

OF

HT: 6-1 WT: 190 B/T: L/L HOMETOWN: Santo Domingo, DR
 BORN: October 27, 1993 in Sabana Perdida, DR
 HOW ACQUIRED: Signed as a non-drafted free agent, October 28, 2010
 SIGNED BY: Randy Smith, Felix Feliz and Ysrael Rojas (Padres)

YR	CLUB	AVG	G	AB	R	H	2B	3B	HR	RBI	SH	SF	HP	BB	SO	SB	CS	OBP	SLG	E
2011	DSL Padres (R)	.244	49	176	28	43	5	2	7	27	0	2	1	14	28	4	3	.301	.415	5
2012	AZL Padres (R)	.298	42	178	35	53	15	4	2	36	0	3	0	7	31	4	0	.319	.461	6
	Eugene (A)	.067	6	15	1	1	0	0	1	2	1	0	0	2	4	0	0	.176	.267	1
Minor League Totals		.263	97	369	64	97	20	6	10	65	1	5	1	23	63	8	3	.304	.431	12

MUNOZ, CHRISTIAN J.

C

HT: 5-10 WT: 185 B/T: L/R HOMETOWN: Humaco, Puerto Rico
 BORN: July 12, 1994 in Las Piedras, Puerto Rico
 HIGH SCHOOL: Colegio Hector Urdaneta (PR)
 HOW ACQUIRED: Signed as a 37th-round selection in the 2012 First-Year Player Draft
 SIGNED BY: Willie Ronda (Padres)

YR	CLUB	AVG	G	AB	R	H	2B	3B	HR	RBI	SH	SF	HP	BB	SO	SB	CS	OBP	SLG	E
2012	AZL Padres (R)	.343	14	35	6	12	5	0	0	8	0	1	1	9	9	0	0	.478	.486	0

SCOUTING & PLAYER DEVELOPMENT

NA, KYUNG-MIN

OF

HT: 5-10

WT: 170

B/T: L/L

HOMETOWN: Seoul, South Korea

BORN: December 12, 1991 in Seoul, South Korea

HOW ACQUIRED: Acquired from the Chicago Cubs along with RHP Andrew Cashner in exchange for INF Anthony Rizzo and RHP Zach Cates, January 6, 2012

SIGNED BY: Steve Wilson and Aaron Tassano (Cubs)

PERSONAL: Originally signed by the Chicago Cubs as a non-drafted free agent, August 12, 2009

YR	CLUB	AVG	G	AB	R	H	2B	3B	HR	RBI	SH	SF	HP	BB	SO	SB	CS	OBP	SLG	E
2010	Boise (A)	.208	66	178	23	37	4	1	0	11	7	0	2	21	49	6	5	.299	.242	1
2011	AZL Cubs (R)	.360	28	100	21	36	5	1	0	15	2	0	2	15	15	9	6	.453	.430	1
	Boise (A)	.171	25	76	10	13	1	0	0	4	1	0	2	9	15	6	3	.276	.184	1
	AZL Padres (A)	.258	28	89	10	23	4	0	0	3	1	0	1	9	23	5	1	.333	.303	4
	Tennessee (AA)	.000	2	4	0	0	0	0	0	0	0	0	0	0	3	0	0	.000	.000	0
2012	Fort Wayne (A)	.130	20	69	6	9	2	2	0	5	4	1	1	6	20	0	2	.208	.217	1
	San Antonio (AA)	.209	29	43	1	9	1	0	0	1	0	0	0	4	20	2	2	.277	.233	2
	Tucson (AAA)	.000	3	4	0	0	0	0	0	1	0	0	0	0	2	0	0	.000	.000	0
Minor League Totals		.226	201	563	71	127	17	4	0	40	15	1	8	64	147	28	19	.313	.270	10

NEEDY, JAMES PATRICK MICHAEL (JAMES)

RHP

HT: 6-6

WT: 205

B/T: R/R

HOMETOWN: Santee, CA

BORN: March 30, 1991 in San Diego, CA

HIGH SCHOOL: Santana (CA)

HOW ACQUIRED: Signed as a sixth-round selection in the 2009 First-Year Player Draft

SIGNED BY: Pete DeYoung (Padres)

2010: Missed the entire season due to a left knee strain.

PERSONAL: Selected as the No. 68 high school prospect by *Baseball America* prior to the 2009 season...also played in USA Baseball's Tournament of the Stars in 2008.

YR	CLUB	W-L	ERA	G	GS	CG	SHO	SV	IP	H	R	ER	HR	HB	BB	SO	WP	BK
2009	AZL Padres (R)	1-1	2.65	5	3	0	0	0	17.0	14	6	5	1	1	5	13	0	0
2010	Did Not Play																	
2011	AZL Padres (R)	2-0	2.70	2	2	0	0	0	10.0	11	6	3	0	0	2	7	1	0
	Eugene (A)	1-4	4.60	12	11	0	0	0	43.0	51	28	22	3	1	16	26	2	0
2012	Fort Wayne (A)	6-3	1.75	32	4	1	0	1	87.1	71	20	17	1	5	25	68	2	1
	San Antonio (AA)	0-0	1.69	2	0	0	0	0	5.1	4	1	1	0	0	2	6	0	0
	Tucson (AAA)	0-0	3.00	3	0	0	0	0	3.0	4	1	1	0	0	2	0	0	0
Minor League Totals		10-8	2.66	56	20	1	0	1	165.2	155	62	49	5	7	52	120	5	1

NOEL, JABLONSKI (RICO)

OF

HT: 5-9

WT: 175

B/T: R/R

HOMETOWN: Lawton, OK

BORN: January 11, 1989 in Lawton, OK

HIGH SCHOOL: Lawton (OK)

COLLEGE: Coastal Carolina (SC)

HOW ACQUIRED: Signed as a fifth-round selection in the 2010 First-Year Player Draft

SIGNED BY: Adam Bourassa (Padres)

2012: Rated as the best defensive outfielder in the Padres organization by *Baseball America* in their best tools survey, prior to the season.

2011: Named the Padres minor league Defensive Player of the Year.

Rated as the best defensive outfielder in the Padres organization by *Baseball America's* in their 2011 best tools survey, prior to the season.

YR	CLUB	AVG	G	AB	R	H	2B	3B	HR	RBI	SH	SF	HP	BB	SO	SB	CS	OBP	SLG	E
2010	Eugene (A)	.277	32	112	22	31	2	2	1	15	1	0	4	25	24	14	3	.426	.357	3
	Fort Wayne (A)	.136	12	44	3	6	0	1	0	7	0	0	3	5	8	3	0	.269	.182	0
2011	Fort Wayne (A)	.253	94	375	70	95	20	3	3	40	9	1	16	37	75	50	4	.345	.347	2
	Lake Elsinore (A)	.210	32	100	19	21	2	2	0	6	1	0	2	13	19	12	1	.313	.270	3
2012	Lake Elsinore (A)	.270	134	514	79	139	14	2	0	30	8	1	8	62	151	90	23	.357	.305	7
Minor League Totals		.255	304	1145	193	292	38	10	4	98	19	2	33	142	277	169	31	.353	.316	15

NUNN, CHRIS J.

LHP

HT: 6-5 **WT:** 200 **B/T:** L/L **HOMETOWN:** Memphis, TN
BORN: October 5, 1990 in Cordova, TN
HIGH SCHOOL: Harding Academy (TN)
COLLEGE: Lipscomb University (TN)
HOW ACQUIRED: Signed as a 24th-round selection in the 2012 First-Year Player Draft
SIGNED BY: Mark Conner (Padres)

YR	CLUB	W-L	ERA	G	GS	CG	SHO	SV	IP	H	R	ER	HR	HB	BB	SO	WP	BK
2012	AZL Padres (R)	1-0	4.50	1	0	0	0	0	2.0	2	1	1	0	0	0	4	0	0
	Eugene (A)	3-0	0.57	24	0	0	0	3	31.1	18	2	2	0	1	19	45	2	0
Minor League Totals		4-0	0.81	25	0	0	0	3	33.1	20	3	3	0	1	19	49	2	0

O'DOWD, CHRIS K.

C

HT: 5-11 **WT:** 175 **B/T:** S/R **HOMETOWN:** Cherry Hills Village, CO
BORN: October 4, 1990 in Cleveland, OH
HIGH SCHOOL: Regis Jesuit (CO)
COLLEGE: Dartmouth (NH)
HOW ACQUIRED: Signed as a 23rd-round selection in the 2012 First-Year Player Draft
SIGNED BY: Jim Bretz (Padres)

YR	CLUB	AVG	G	AB	R	H	2B	3B	HR	RBI	SH	SF	HP	BB	SO	SB	CS	OBP	SLG	E
2012	Eugene (A)	.104	26	48	3	5	0	1	0	2	1	1	0	11	16	0	0	.267	.146	1
	Fort Wayne (A)	.167	3	6	1	1	0	0	0	0	0	0	0	3	1	0	0	.444	.167	0
	Lake Elsinore (A)	.310	8	29	4	9	1	0	0	2	0	0	0	1	8	2	0	.333	.345	2
Minor League Totals		.181	37	83	8	15	1	1	0	4	1	1	0	15	25	2	0	.303	.217	3

O'GRADY, DENNIS P.

RHP

HT: 5-10 **WT:** 195 **B/T:** R/R **HOMETOWN:** Floral Park, NY
BORN: May 17, 1989 in Floral Park, NY
HIGH SCHOOL: Archbishop Molloy (NY)
COLLEGE: Duke (NC)
HOW ACQUIRED: Signed as a 34th-round selection in the 2011 First-Year Player Draft
SIGNED BY: Adam Bourassa (Padres)

YR	CLUB	W-L	ERA	G	GS	CG	SHO	SV	IP	H	R	ER	HR	HB	BB	SO	WP	BK
2011	AZL Padres (R)	0-0	6.43	2	1	0	0	0	7.0	10	5	5	1	1	0	4	0	0
	Fort Wayne (A)	4-2	4.53	10	10	0	0	0	51.2	55	30	26	2	0	22	43	8	0
2012	Fort Wayne (A)	4-1	4.73	24	0	0	0	0	51.1	54	32	27	4	1	23	49	5	1
	Lake Elsinore (A)	3-1	3.38	19	0	0	0	0	26.2	23	14	10	2	2	13	31	2	0
Minor League Totals		11-4	4.84	55	11	0	0	0	136.2	142	81	68	9	4	58	127	15	1

ORAMAS, JUAN

LHP

HT: 5-10 **WT:** 215 **B/T:** L/L **HOMETOWN:** Villa Hermosa, MEX
BORN: May 11, 1990 in Villa Hermosa, MEX
HOW ACQUIRED: Signed as a non-drafted free-agent on November 26, 2006
SIGNED BY: Robert Rowley (Padres)

YR	CLUB	W-L	ERA	G	GS	CG	SHO	SV	IP	H	R	ER	HR	HB	BB	SO	WP	BK
2007	DSL Padres (R)	2-3	3.81	16	5	0	0	0	54.1	39	25	23	1	4	20	63	4	3
2008	DSL Padres (R)	3-2	1.02	19	5	0	0	3	53.0	23	12	6	0	2	24	70	6	4
2009	Diablos Rojos	9-1	2.31	25	14	0	0	0	89.2	72	24	23	4	2	44	89	3	0
2010	Fort Wayne (A)	0-1	1.20	5	0	0	0	0	15.0	9	2	2	0	0	3	25	0	0
	Lake Elsinore (A)	7-3	3.00	24	21	0	0	0	84.0	64	34	28	10	5	26	90	2	0
2011	San Antonio (AA)	10-5	3.10	19	18	0	0	0	104.2	99	39	36	10	4	28	102	9	0
	Tucson (AAA)	0-1	14.73	1	1	0	0	0	3.2	7	7	6	3	1	1	4	1	0
2012	San Antonio (AA)	3-4	6.37	8	8	0	0	0	35.1	39	28	25	5	2	16	33	3	0
Minor League Totals		25-19	3.24	92	58	0	0	3	350.0	280	147	126	29	18	118	387	25	7
Mexican League Totals		9-1	2.31	25	14	0	0	0	89.2	72	24	23	4	2	44	89	3	0

SCOUTING & PLAYER DEVELOPMENT

ORR, MARVIN LEE (LEE)

OF

HT: 6-3 **WT:** 205 **B/T:** R/R **HOMETOWN:** Louise, TX
BORN: October 23, 1988 in San Angelo, TX
HIGH SCHOOL: El Campo (TX)
COLLEGE: McNeese State (LA)
HOW ACQUIRED: Signed as a 13th-round selection in the 2011 First-Year Player Draft
SIGNED BY: Kevin Ellis (Padres)

YR	CLUB	AVG	G	AB	R	H	2B	3B	HR	RBI	SH	SF	HP	BB	SO	SB	CS	OBP	SLG	E
2011	Eugene (A)	.219	62	210	45	46	13	2	8	35	0	2	11	38	88	18	2	.364	.414	2
2012	Fort Wayne (A)	.211	79	270	41	57	17	3	11	41	0	2	3	32	112	14	5	.300	.419	6
Minor League Totals		.215	141	480	86	103	30	5	19	76	0	4	14	70	200	32	7	.329	.417	8

OTTOSON, KYLE J.

LHP

HT: 6-3 **WT:** 150 **B/T:** L/L **HOMETOWN:** Bellvue, CO
BORN: July 11, 1990 in Greeley, CO
HIGH SCHOOL: Eaton (CO)
COLLEGE: Oklahoma State (OK)
HOW ACQUIRED: Signed as a 34th-round selection in the 2012 First-Year Player Draft
SIGNED BY: Lane Decker (Padres)

YR	CLUB	W-L	ERA	G	GS	CG	SHO	SV	IP	H	R	ER	HR	HB	BB	SO	WP	BK
2012	AZL Padres (R)	0-0	1.80	3	0	0	0	0	5.0	3	1	1	1	0	0	9	0	0
	Eugene (A)	0-2	4.82	9	5	0	0	0	28.0	33	19	15	3	1	7	21	1	0
Minor League Totals		0-2	4.36	12	5	0	0	0	33.0	36	20	16	4	1	7	30	1	0

OWENS, TERRANCE DURRELL

LHP

HT: 6-4 **WT:** 180 **B/T:** L/L **HOMETOWN:** Toledo, OH
BORN: June 28, 1991 in Cleveland, OH
HIGH SCHOOL: Glenville (OH)
COLLEGE: University of Toledo (OH)
HOW ACQUIRED: Signed as a 40th-round selection in the 2012 First-Year Player Draft
SIGNED BY: Mark Conner (Padres)

PEASE, DUSTIN NEIL

LHP

HT: 5-11 **WT:** 170 **B/T:** S/L **HOMETOWN:** Baltimore, MD
BORN: October 4, 1985 in Baltimore, MD
HIGH SCHOOL: Archbishop Spalding (MD)
COLLEGE: Mount Saint Mary (MD)
HOW ACQUIRED: Signed as a minor league free agent, February 23, 2011
SIGNED BY: Mike Toomey (Royals)

PERSONAL: Originally signed as a non-drafted free agent, January 11, 2008.

YR	CLUB	W-L	ERA	G	GS	CG	SHO	SV	IP	H	R	ER	HR	HB	BB	SO	WP	BK
2007	Winnipeg (IND)	1-2	3.26	29	0	0	0	0	30.1	23	12	11	2	3	18	21	2	0
2008	Winnipeg (IND)	3-3	3.16	37	6	0	0	1	79.2	75	39	28	6	4	26	80	3	2
2009	Windy City (IND)	12-7	3.85	30	21	4	-	0	133.1	127	69	57	14	8	38	106	3	2
2010	Wichita (IND)	6-1	2.45	54	0	7	-	0	55.0	45	20	15	3	7	20	64	3	0
	York (IND)	1-1	6.30	8	0	1	-	0	10.0	9	7	7	1	0	6	6	1	1
2011	Lake Elsinore (A)	0-7	3.18	55	0	0	0	1	73.2	69	35	26	7	8	23	66	2	0
2012	San Antonio (AA)	3-2	3.94	52	0	0	0	0	64.0	61	33	28	8	3	25	56	1	2
Minor League Totals		3-9	3.53	107	0	0	0	1	137.2	130	68	54	15	11	48	122	3	2
Ind. League Totals		23-14	3.44	158	27	12	-	1	308.1	279	147	118	26	22	108	256	12	5

PENA, ARTURO DAVID

RHP

HT: 6-4 **WT:** 200 **B/T:** R/R **HOMETOWN:** Cartagena, Columbia
BORN: May 13, 1994 in Cartagena, Columbia
HOW ACQUIRED: Signed as a non-drafted free agent, January 24, 2011
SIGNED BY: Robert Rowley and Felix Feliz (Padres)

YR	CLUB	W-L	ERA	G	GS	CG	SHO	SV	IP	H	R	ER	HR	HB	BB	SO	WP	BK
2011	DSL Padres (R)	0-1	5.79	18	0	0	0	0	28.0	31	23	18	2	5	15	20	8	0
2012	DSL Padres (R)	4-4	6.55	20	0	0	0	0	33.0	50	44	24	2	3	28	29	9	1
Minor League Totals		4-5	6.20	38	0	0	0	0	61.0	81	67	42	4	8	43	49	17	1

PENA, JHONATAN

OF

HT: 6-2 **WT:** 180 **B/T:** R/R **HOMETOWN:** Peravia, DR
BORN: April 18, 1994 in Peravia, DR
HOW ACQUIRED: Signed as a non-drafted free agent, April 14, 2012
SIGNED BY: Felix Feliz and Martin Jose (Padres)

PEREZ, FERNANDO

INF

HT: 6-2 **WT:** 190 **B/T:** L/R **HOMETOWN:** Chula Vista, CA
BORN: September 13, 1993 in Ensenada, MEX
HIGH SCHOOL: Otay Ranch (CA)
COLLEGE: Central Arizona College (AZ)
HOW ACQUIRED: Signed as a third-round selection in the 2012 First-Year Player Draft
SIGNED BY: Dave Lottsfeldt (Padres)

YR	CLUB	AVG	G	AB	R	H	2B	3B	HR	RBI	SH	SF	HP	BB	SO	SB	CS	OBP	SLG	E
2012	AZL Padres (R)	.273	14	55	6	15	2	1	2	16	0	0	0	2	17	1	0	.298	.455	6

PETERSON, JACE RYAN

INF

HT: 6-0 **WT:** 200 **B/T:** L/R **HOMETOWN:** Moss Bluff, LA
BORN: May 9, 1990 in Lake Charles, LA
HIGH SCHOOL: Hamilton Christian (LA)
COLLEGE: McNeese State (LA)
HOW ACQUIRED: Signed as a supplemental-round (58th overall) selection in the 2010 First-Year Player Draft
SIGNED BY: Kevin Ellis (Padres)

2012: Named the best athlete in the Padres organization according to Baseball America's annual best tools survey, prior to the season.

YR	CLUB	AVG	G	AB	R	H	2B	3B	HR	RBI	SH	SF	HP	BB	SO	SB	CS	OBP	SLG	E
2011	Eugene (A)	.243	73	276	48	67	9	5	2	27	2	3	2	50	53	39	10	.360	.333	18
2012	Fort Wayne (A)	.286	117	444	78	127	23	9	2	48	8	2	5	62	63	51	13	.378	.392	28
Minor League Totals		.269	190	720	126	194	32	14	4	75	10	5	7	112	116	90	23	.371	.369	46

PHILLIPS, DANE L.

C

HT: 6-1 **WT:** 195 **B/T:** L/R **HOMETOWN:** Nacogdoches, TX
BORN: December 18, 1990 in Nacogdoches, TX
HIGH SCHOOL: Nacogdoches Central (TX)
COLLEGE: Oklahoma City (OK)
HOW ACQUIRED: Signed as a second-round selection in the 2012 First-Year Player Draft
SIGNED BY: Lane Decker (Padres)

YR	CLUB	AVG	G	AB	R	H	2B	3B	HR	RBI	SH	SF	HP	BB	SO	SB	CS	OBP	SLG	E
2012	Eugene (A)	.226	69	234	33	53	17	0	4	30	2	6	0	38	53	4	2	.327	.350	2

PICCA, MARK S.

LHP

HT: 6-2 **WT:** 200 **B/T:** L/R **HOMETOWN:** Arlington, TX
BORN: May 31, 1989 in Binghamton, NY
HIGH SCHOOL: Nolan Catholic (TX)
COLLEGE: University of Texas, Arlington (TX)
HOW ACQUIRED: Signed as a minor league free agent, June 11, 2012
SIGNED BY: Max Semler (NYM)

YR	CLUB	W-L	ERA	G	GS	CG	SHO	SV	IP	H	R	ER	HR	HB	BB	SO	WP	BK
2011	Kingsport (R)	1-1	3.70	18	0	0	0	1	24.1	22	16	10	5	0	5	23	2	0
2012	Eugene (A)	4-2	4.19	25	0	0	0	0	43.0	40	25	20	3	1	12	36	4	0
Minor League Totals		5-3	4.01	43	0	0	0	1	67.1	62	41	30	8	1	17	59	6	0

SCOUTING & PLAYER DEVELOPMENT

POMARE, DERWIN D.

INF

HT: 6-11 **WT:** 160 **B/T:** R/R **HOMETOWN:** Atlantico, Colombia
BORN: May 11, 1995 in San Andres, Colombia
HOW ACQUIRED: Signed as a non-drafted free agent, May 11, 2012
SIGNED BY: Felix Feliz (Padres)

YR	CLUB	AVG	G	AB	R	H	2B	3B	HR	RBI	SH	SF	HP	BB	SO	SB	CS	OBP	SLG	E
2012	DSL Padres (R)	.350	7	20	4	7	2	0	0	1	0	0	0	2	8	0	0	.409	.450	3

POPE, MARK DAVID

RHP

HT: 6-2 **WT:** 203 **B/T:** R/R **HOMETOWN:** Marietta, GA
BORN: August 29, 1989 in Atlanta, GA
HIGH SCHOOL: Walton (GA)
COLLEGE: Georgia Tech (GA)
HOW ACQUIRED: Signed as a fifth-round selection in the 2011 First-Year Player Draft
SIGNED BY: Shane Monahan (Padres)

YR	CLUB	W-L	ERA	G	GS	CG	SHO	SV	IP	H	R	ER	HR	HB	BB	SO	WP	BK
2011	AZL Padres (R)	0-0	9.00	1	0	0	0	0	2.0	4	2	2	0	0	0	3	1	1
	Eugene (A)	3-1	3.41	10	0	0	0	0	29.0	26	12	11	4	0	11	24	2	0
2012	Lake Elsinore (A)	7-8	6.13	30	20	0	0	0	111.2	133	82	76	18	6	34	58	7	0
	Tucson (AAA)	0-1	7.20	1	1	0	0	0	5.0	9	8	4	1	0	1	4	0	0
Minor League Totals		10-10	5.67	42	21	0	0	0	147.2	172	104	93	23	6	46	89	10	1

POWERS, CONNOR J.

INF

HT: 6-2 **WT:** 220 **B/T:** R/R **HOMETOWN:** Naperville, IL
BORN: December 21, 1987 in Hinsdale, IL
HIGH SCHOOL: Benet Academy (IL)
COLLEGE: Mississippi State (MI)
HOW ACQUIRED: Signed as a 21st-round selection in the 2010 First-Year Player Draft
SIGNED BY: David Francia (Padres)

YR	CLUB	AVG	G	AB	R	H	2B	3B	HR	RBI	SH	SF	HP	BB	SO	SB	CS	OBP	SLG	E
2010	Eugene (A)	.191	40	136	14	26	5	1	2	9	0	1	1	24	43	0	1	.315	.287	5
2011	Fort Wayne (A)	.338	76	275	48	93	29	1	8	45	1	4	1	42	64	0	0	.422	.538	9
2012	Fort Wayne (A)	.048	6	21	2	1	0	0	0	0	0	0	0	2	6	0	1	.130	.048	1
	Lake Elsinore (AA)	.239	96	343	38	82	18	1	10	50	0	3	3	30	102	3	0	.303	.385	7
Minor League Totals		.261	218	775	102	202	52	3	20	104	1	8	5	98	215	3	2	.344	.413	22

QUIGLEY, RYAN P.

RHP

HT: 6-2 **WT:** 205 **B/T:** R/R **HOMETOWN:** Joliet, IL
BORN: April 11, 1985 in Joliet, IL
HIGH SCHOOL: Joliet Catholic Academy (IL)
COLLEGE: St. Xavier (IL)
HOW ACQUIRED: Signed as minor league free agent, March 28, 2012
SIGNED BY: N/A

YR	CLUB	W-L	ERA	G	GS	CG	SHO	SV	IP	H	R	ER	HR	HB	BB	SO	WP	BK
2012	Lake Elsinore (A)	4-6	4.58	51	0	0	0	3	78.2	62	44	40	9	7	31	90	6	0

QUINTANA, GABRIEL ANDRES

INF

HT: 6-2 **WT:** 190 **B/T:** R/R **HOMETOWN:** Azua, DR
BORN: September 7, 1992 in Azua, DR
HOW ACQUIRED: Signed as a non-drafted free agent, November 2, 2009
SIGNED BY: Randy Smith, Felix Feliz and Jose Salido (Padres)

YR	CLUB	AVG	G	AB	R	H	2B	3B	HR	RBI	SH	SF	HP	BB	SO	SB	CS	OBP	SLG	E
2010	DSL Padres (R)	.194	61	211	30	41	14	0	1	24	0	3	7	19	56	6	4	.279	.275	34
2011	DSL Padres (R)	.284	60	211	35	60	16	0	7	34	0	2	9	18	55	3	3	.363	.460	25
	AZL Padres (R)	.267	8	30	3	8	1	0	1	3	0	0	0	3	6	0	1	.333	.400	3
2012	AZL Padres (R)	.291	37	151	25	44	10	2	5	36	0	1	5	6	37	2	1	.337	.483	17
	Eugene (A)	.230	16	61	2	14	2	0	1	8	0	2	0	1	18	0	0	.234	.311	5
Minor League Totals		.252	182	664	95	167	43	2	15	105	0	8	21	47	172	11	9	.318	.390	84

RAMIREZ, EMMANUEL ODALIS

RHP

HT: 6-2 **WT:** 190 **B/T:** R/R **HOMETOWN:** Puerto Plata, DR
BORN: July 15, 1994 in Puerto Plata, DR
HOW ACQUIRED: Signed as a non-drafted free agent, November 19, 2012
SIGNED BY: Emenegildo Diaz and Felix Feliz (Padres)

RAMOS, EMMANUEL DE JESUS

RHP

HT: 6-2 **WT:** 182 **B/T:** R/R **HOMETOWN:** Moca, DR
BORN: July 23, 1994 in Moca, DR
HOW ACQUIRED: Signed as a non-drafted free agent, November 1, 2012
SIGNED BY: Emenegildo Diaz and Felix Feliz (Padres)

REA, COLIN D.

RHP

HT: 6-5 **WT:** 220 **B/T:** R/R **HOMETOWN:** Cascade, IA
BORN: July 1, 1990 in Cascade, IA
HIGH SCHOOL: Cascade (IA)
COLLEGE: Indiana State (IN)
HOW ACQUIRED: Signed as a 12th-round selection in the 2011 First-Year Player Draft
SIGNED BY: Jeff Stewart (Padres)

YR	CLUB	W-L	ERA	G	GS	CG	SHO	SV	IP	H	R	ER	HR	HB	BB	SO	WP	BK
2011	Eugene (A)	3-4	2.21	15	15	0	0	0	53.0	47	18	13	2	6	21	43	6	2
2012	Fort Wayne (A)	5-10	4.11	31	19	0	0	0	103.0	106	61	47	9	8	47	80	8	0
Minor League Totals		8-14	3.46	46	34	0	0	0	156.0	153	79	60	11	14	68	123	14	2

REARICK, CHRISTOPHER TIMOTHY

LHP

HT: 6-3 **WT:** 190 **B/T:** L/L **HOMETOWN:** Houston, TX
BORN: December 5, 1987 in Savannah, GA
HIGH SCHOOL: Savannah Christian (GA)
COLLEGE: North Georgia (GA)
HOW ACQUIRED: From the Tampa Bay Rays in exchange for INF Vince Belnome, December 13, 2012
SIGNED BY: Milt Hill (Rays)

YR	CLUB	W-L	ERA	G	GS	CG	SHO	SV	IP	H	R	ER	HR	HB	BB	SO	WP	BK
2010	Princeton (R)	3-1	4.73	13	1	0	0	0	40.0	59	25	21	0	4	7	29	5	0
2011	Bowling Green (A)	7-2	1.66	50	0	0	0	20	81.1	49	18	15	3	7	16	89	6	1
2012	Charlotte (A)	2-3	1.79	35	0	0	0	20	45.1	35	12	9	0	2	15	59	3	0
	Montgomery (AA)	2-1	4.38	15	0	0	0	2	24.2	22	14	12	4	2	8	26	2	0
Minor League Totals		14-7	2.68	113	1	0	0	42	191.1	165	69	57	7	15	46	203	16	1

RENTERIA, ANTHONY

OF

HT: 6-0 **WT:** 205 **B/T:** L/R **HOMETOWN:** Temecula, CA
BORN: August 30, 1989 in Las Vegas, NV
HIGH SCHOOL: Great Oak (CA)
COLLEGE: CSU San Marcos (CA)
HOW ACQUIRED: Signed as a 39th-round selection in the 2012 First-Year Player Draft
SIGNED BY: Josh Emmerick (Padres)

PERSONAL: Is the son of Padres bench coach Rick Renteria.

YR	CLUB	AVG	G	AB	R	H	2B	3B	HR	RBI	SH	SF	HP	BB	SO	SB	CS	OBP	SLG	E
2012	AZL Padres (R)	.269	17	52	11	14	3	1	3	9	0	1	3	9	20	1	1	.400	.538	0

REYES, FRANMIL FEDERICO

OF

HT: 6-4 **WT:** 200 **B/T:** R/R **HOMETOWN:** San Cristobal, DR
BORN: July 7, 1995 in San Cristobal, DR
HOW ACQUIRED: Signed as a non-drafted free agent, November 1, 2011
SIGNED BY: Felix Feliz, Martin Jose and Randy Smith (Padres)

YR	CLUB	AVG	G	AB	R	H	2B	3B	HR	RBI	SH	SF	HP	BB	SO	SB	CS	OBP	SLG	E
2012	DSL Padres (R)	.267	67	243	32	65	16	4	4	37	0	0	5	30	56	12	4	.360	.416	8

SCOUTING & PLAYER DEVELOPMENT

REYES, GENISON

RHP

HT: 6-5 WT: 190 B/T: R/R HOMETOWN: San Francisco de Macoris, DR
BORN: September 19, 1991 in San Francisco de Macoris, DR
HOW ACQUIRED: Signed as a non-drafted free agent, August 12, 2010
SIGNED BY: Randy Smith, Felix Feliz and Jose Salado (Padres)

YR	CLUB	W-L	ERA	G	GS	CG	SHO	SV	IP	H	R	ER	HR	HB	BB	SO	WP	BK
2011	AZL Padres (R)	2-6	10.34	18	5	0	0	0	42.2	76	58	49	3	5	19	44	14	1
2012	Eugene (A)	3-2	2.61	16	3	0	0	0	38.0	28	18	11	3	3	22	38	6	0
Minor League Totals		5-8	6.69	34	8	0	0	0	80.2	104	76	60	6	8	41	82	20	1

REYES, JORGE LUIS

RHP

HT: 6-3 WT: 195 B/T: S/R HOMETOWN: Warden, WA
BORN: December 7, 1987 in Rio Grande, TX
HIGH SCHOOL: Warden (WA)
COLLEGE: Oregon State (OR)
HOW ACQUIRED: Signed as a 17th-round selection in the 2009 First-Year Player Draft
SIGNED BY: Andrew Salvo (Padres)

YR	CLUB	W-L	ERA	G	GS	CG	SHO	SV	IP	H	R	ER	HR	HB	BB	SO	WP	BK
2009	Eugene (A)	1-1	1.38	3	3	0	0	0	13.0	9	3	2	1	0	2	12	0	0
2010	Lake Elsinore (A)	8-4	5.00	18	15	0	0	0	77.1	93	45	43	4	3	21	65	2	0
2011	San Antonio (AA)	10-3	3.12	33	20	0	0	0	112.2	111	42	39	6	4	30	98	4	0
2012	Tucson (AAA)	10-11	5.09	34	24	1	0	1	152.0	194	95	86	15	6	45	99	6	1
Minor League Totals		29-19	4.31	88	62	1	0	1	355.0	407	185	170	26	13	98	274	12	1

REYES, MANUEL ALEXANDER

RHP

HT: 6-4 WT: 195 B/T: R/R HOMETOWN: San Pedro de Macoris, DR
BORN: June 8, 1993 in San Pedro de Macoris, DR
HOW ACQUIRED: Signed as a non-drafted free agent, November 1, 2011
SIGNED BY: Felix Feliz and Jose Salado (Padres)

YR	CLUB	W-L	ERA	G	GS	CG	SHO	SV	IP	H	R	ER	HR	HB	BB	SO	WP	BK
2012	DSL Padres (R)	1-2	10.54	16	3	0	0	0	27.1	31	42	32	1	3	35	24	12	0

REYES, RAMON JESUS

LHP

HT: 6-3 WT: 167 B/T: L/L HOMETOWN: Bajos de Haina, DR
BORN: November 23, 1995 in Bajos de Haina, DR
HOW ACQUIRED: Signed as a non-drafted free agent, January 17, 2013
SIGNED BY: Randy Smith, Felix Feliz and Emenejildo Diaz (Padres)

RICHARDSON, RONNIE

OF

HT: 5-6 WT: 171 B/T: S/R HOMETOWN: Eagle Lake, FL
BORN: May 5, 1990 in Bartow, FL
HIGH SCHOOL: Lake Region (FL)
COLLEGE: University of Central Florida (FL)
HOW ACQUIRED: Signed as a 16th-round selection in the 2012 First-Year Player Draft
SIGNED BY: Willie Bosque (Padres)

YR	CLUB	AVG	G	AB	R	H	2B	3B	HR	RBI	SH	SF	HP	BB	SO	SB	CS	OBP	SLG	E
2012	Eugene (A)	.233	52	159	29	37	9	2	2	16	5	0	16	27	40	10	2	.396	.352	2

ROBERTSON, DANIEL

OF

HT: 5-8 **WT:** 175 **B/T:** R/R **HOMETOWN:** La Puente, CA
BORN: September 30, 1985 in Fontana, CA
HIGH SCHOOL: South Hills (CA)
COLLEGE: Oregon State (OR)
HOW ACQUIRED: Signed as a 33rd-round selection in the 2008 First-Year Player Draft
SIGNED BY: Andrew Salvo (Padres)

2010: Named a California League mid-season All-Star.

2008: Named the Northwest League Most Valuable Player after establishing a league record with 114 hits, becoming the fifth player in franchise history to win the award and second in a row (also, Luis Durango).
 Led the NWL in batting average (.377), runs scored (59), total bases (150), and on-base percentage (.443)...ranked second in RBI (45), tied for third in doubles (21) and third in stolen bases (20).
 Also named a NWL post-season All-Star.

YR	CLUB	AVG	G	AB	R	H	2B	3B	HR	RBI	SH	SF	HP	BB	SO	SB	CS	OBP	SLG	E
2008	Eugene (A)	.377	73	302	59	114	21	3	3	45	3	4	5	34	34	20	7	.443	.497	5
2009	Fort Wayne (A)	.296	121	432	78	128	23	3	5	65	3	6	12	50	51	20	10	.380	.398	3
2010	Lake Elsinore (A)	.300	135	533	95	160	27	9	6	61	6	4	7	59	52	30	9	.375	.418	8
2011	San Antonio (AA)	.283	124	438	97	124	23	5	5	44	5	3	7	55	51	20	6	.370	.393	5
2012	Tucson (AAA)	.302	129	490	70	148	28	4	2	38	8	1	6	48	58	18	8	.371	.388	4
Minor League Totals		.307	582	2195	399	674	122	24	21	253	25	18	37	246	246	108	40	.383	.413	25

RODRIGUEZ, BRYAN DE JESUS (BRYAN)

RHP

HT: 6-5 **WT:** 180 **B/T:** R/R **HOMETOWN:** San Pedro de Macoris, DR
BORN: July 6, 1991 in San Pedro de Macoris, DR
HOW ACQUIRED: Signed as a non-drafted free agent, April 19, 2010
SIGNED BY: Randy Smith, Felix Feliz and Jose Salado (Padres)

2011: Missed the entire season due to a right elbow sprain.

YR	CLUB	W-L	ERA	G	GS	CG	SHO	SV	IP	H	R	ER	HR	HB	BB	SO	WP	BK
2010	DSL Padres (R)	4-1	3.14	10	8	1	0	0	48.2	37	23	17	0	3	23	41	4	2
2011	Did Not Play																	
2012	AZL Padres (R)	3-3	6.26	11	3	0	0	0	41.2	54	43	29	2	5	18	31	8	2
	Eugene (A)	0-1	8.31	2	2	0	0	0	4.1	7	10	4	0	0	3	3	1	0
Minor League Totals		7-5	4.75	23	13	1	0	0	94.2	98	76	50	2	8	44	75	13	4

RODRIGUEZ, JEREMY N.

C

HT: 5-8 **WT:** 185 **B/T:** S/R **HOMETOWN:** Bakersfield, CA
BORN: August 30, 1989 in Burbank, CA
HIGH SCHOOL: Crespi Carmelite (CA)
COLLEGE: Cal State Bakersfield (CA)
HOW ACQUIRED: Signed as a 16th-round selection in the 2011 First-Year Player Draft
SIGNED BY: Brent Mayne (Padres)

YR	CLUB	AVG	G	AB	R	H	2B	3B	HR	RBI	SH	SF	HP	BB	SO	SB	CS	OBP	SLG	E
2011	Eugene (A)	.211	38	90	11	19	1	0	0	13	0	4	5	29	20	0	1	.414	.222	3
2012	AZL Padres (R)	.556	3	9	4	5	0	1	0	3	1	0	0	2	0	0	0	.636	.778	0
	Fort Wayne (A)	.000	2	4	1	0	0	0	0	0	0	0	0	1	1	0	0	.200	.000	1
	Lake Elsinore (A)	.220	20	50	5	11	0	0	0	2	1	0	0	8	9	1	0	.328	.220	0
	San Antonio (AA)	.600	5	15	4	9	0	0	0	1	0	0	0	2	3	0	0	.647	.600	1
Minor League Totals		.262	68	168	25	44	1	1	0	19	2	4	5	42	33	1	1	.416	.280	5

ROSS, JOSEPH A. (JOE)

RHP

HT: 6-3 **WT:** 185 **B/T:** R/R **HOMETOWN:** Oakland, CA
BORN: May 21, 1993 in Berkeley, CA
HIGH SCHOOL: Bishop O'Dowd (CA)
HOW ACQUIRED: Signed as a first-round (25th overall) selection in the 2011 First-Year Player Draft
SIGNED BY: Noah Jackson (Padres)

2012: Named the No. 10 prospect in the Padres organization by Baseball America heading into the season.

PERSONAL: Younger brother of San Diego Padres RHP Tyson Ross.

YR	CLUB	W-L	ERA	G	GS	CG	SHO	SV	IP	H	R	ER	HR	HB	BB	SO	WP	BK
2011	AZL Padres (R)	0-0	0.00	1	0	0	0	0	1.0	2	0	0	0	1	0	0	0	0
2012	AZL Padres (R)	0-0	13.50	1	1	0	0	0	0.2	2	1	1	0	0	2	1	0	0
	Eugene (A)	0-2	2.03	8	8	0	0	0	26.2	16	6	6	1	1	9	28	3	0
	Fort Wayne (A)	0-2	6.26	6	6	0	0	0	27.1	33	21	19	2	0	11	27	0	0
Minor League Totals		0-4	4.20	16	15	0	0	0	55.2	53	28	26	3	2	22	56	3	0

SCOUTING & PLAYER DEVELOPMENT

RUIZ, JOSE RAFAEL

C

HT: 6-1 WT: 187 B/T: R/R HOMETOWN: Guacara, Venezuela
 BORN: October 21, 1994 in Guacara, Venezuela
 HOW ACQUIRED: Signed as a non-drafted free agent, July 2, 2011
 SIGNED BY: Felix Feliz, Yfrain Linares, Luis Prieto and Randy Smith (Padres)

YR	CLUB	AVG	G	AB	R	H	2B	3B	HR	RBI	SH	SF	HP	BB	SO	SB	CS	OBP	SLG	E
2012	DSL Padres (R)	.176	55	204	13	36	5	0	1	11	0	0	2	6	41	1	1	.208	.216	16

RUSSELL, ROBERT GRIFFIN (GRIFFIN)

LHP

HT: 6-0 WT: 190 B/T: L/L HOMETOWN: Wichita Falls, TX
 BORN: March 5, 1994 in Wichita Falls, TX
 HIGH SCHOOL: Wichita Falls (TX)
 HOW ACQUIRED: Signed as a 28th-round selection in the 2012 First-Year Player Draft
 SIGNED BY: Jeff Curtis (Padres)

YR	CLUB	W-L	ERA	G	GS	CG	SHO	SV	IP	H	R	ER	HR	HB	BB	SO	WP	BK
2012	AZL Padres (R)	1-1	6.99	16	0	0	0	0	28.1	39	31	22	1	1	27	18	5	1

SAMPSON, KEYVIUS N.

RHP

HT: 6-2 WT: 185 B/T: R/R HOMETOWN: Ocala, FL
 BORN: January 6, 1991 in Gainesville, FL
 HIGH SCHOOL: Ocala Forest (FL)
 HOW ACQUIRED: Signed as a fourth-round selection in the 2009 First-Year Player Draft
 SIGNED BY: Rob Sidwell (Padres)

2011: Named the Padres organizational Pitcher of the Year.
 Named a MiLB.com Padres organizational All-Star after the season.
 Named a Low Class-A All-Star by *Baseball America* after the season.
 Named a Midwest League mid-season All-Star.
 Ranked third in the ML in strikeouts (143), fourth in WHIP (1.10), tied for fourth in wins (12) and seventh in ERA (2.90).

YR	CLUB	W-L	ERA	G	GS	CG	SHO	SV	IP	H	R	ER	HR	HB	BB	SO	WP	BK
2009	AZL Peoria (R)	0-0	3.00	2	1	0	0	0	3.0	1	1	1	0	1	0	3	0	0
	Eugene (A)	0-0	3.60	2	1	0	0	0	5.0	3	2	2	0	0	3	5	2	0
2010	Eugene (A)	3-3	3.56	10	10	0	0	0	43.0	35	23	17	4	2	17	58	4	1
2011	Fort Wayne (A)	12-3	2.90	24	24	0	0	0	118.0	81	42	38	8	6	49	143	7	2
2012	San Antonio (AA)	8-11	5.00	26	25	0	0	0	122.1	108	70	68	11	4	57	122	8	2
Minor League Totals		23-17	3.89	64	61	0	0	0	291.1	228	138	126	23	13	126	331	21	5

SANCHEZ, ALEJANDRO

RHP

HT: 6-2 WT: 170 B/T: R/R HOMETOWN: Santiago, DR
 BORN: September 7, 1992 in Santiago, DR
 HOW ACQUIRED: Signed as a non-drafted free agent, April 20, 2012
 SIGNED BY: Felix Feliz and Emenejildo Diaz (Padres)

YR	CLUB	W-L	ERA	G	GS	CG	SHO	SV	IP	H	R	ER	HR	HB	BB	SO	WP	BK
2012	DSL Padres (R)	0-0	3.38	4	0	0	0	0	5.1	5	3	2	0	1	3	7	2	0

SANTOS, WILSON

RHP

HT: 6-2 WT: 200 B/T: R/R HOMETOWN: Villa Vasquez, DR
 BORN: October 20, 1991 in Villa Vasquez, DR
 HOW ACQUIRED: Signed as a non-drafted free agent, November 1, 2011
 SIGNED BY: Felix Feliz and Ysrael Rojas (Padres)

YR	CLUB	W-L	ERA	G	GS	CG	SHO	SV	IP	H	R	ER	HR	HB	BB	SO	WP	BK
2012	DSL Padres (R)	0-3	5.46	25	0	0	0	1	31.1	32	32	19	0	5	22	22	9	0

SCHRADER, ADAM

RHP

HT: 6-3 **WT:** 210 **B/T:** R/R **HOMETOWN:** Easton, MN
BORN: March 10, 1987 in Mankato, MN
HIGH SCHOOL: United South Central (MN)
COLLEGE: Southwest Minnesota State (MN)
HOW ACQUIRED: Signed as a 39th-round selection in the 2010 First-Year Player Draft
SIGNED BY: Hank Krause (Padres)

2011: Missed much of the season due to a right elbow strain.

YR	CLUB	W-L	ERA	G	GS	CG	SHO	SV	IP	H	R	ER	HR	HB	BB	SO	WP	BK
2010	AZL Padres (R)	4-0	2.45	10	8	0	0	0	51.1	43	20	14	0	4	10	48	3	0
	Lake Elsinore (A)	1-1	6.64	4	4	0	0	0	20.1	28	18	15	4	0	9	13	2	0
2011	Lake Elsinore (A)	0-1	9.00	5	0	0	0	0	8.0	14	8	8	0	1	7	2	0	0
2012	AZL Padres (R)	0-1	10.80	2	2	0	0	0	5.0	6	6	6	0	0	6	3	2	0
	Eugene (A)	0-0	0.00	1	0	0	0	0	3.2	2	0	0	0	0	2	3	1	0
Minor League Totals		5-3	4.38	22	14	0	0	0	88.1	93	52	43	4	5	34	69	8	0

SCOTT, WILLIAM C. (WILL)

RHP

HT: 6-2 **WT:** 191 **B/T:** R/R **HOMETOWN:** Marietta, GA
BORN: September 2, 1990 in Cleveland, OH
HIGH SCHOOL: Carlton J. Kell (GA)
COLLEGE: Walters State CC (TN)
HOW ACQUIRED: Signed as a 32nd-round selection in the 2010 First-Year Player Draft
SIGNED BY: David Francia (Padres)

YR	CLUB	W-L	ERA	G	GS	CG	SHO	SV	IP	H	R	ER	HR	HB	BB	SO	WP	BK
2010	AZL Padres (R)	1-0	6.35	3	0	0	0	0	5.2	8	4	4	1	0	2	7	0	0
2011	Eugene (A)	2-2	3.17	19	5	0	0	2	54.0	45	23	19	0	1	12	43	4	0
2012	Eugene (A)	2-4	5.20	14	12	0	0	0	53.2	59	39	31	6	7	17	39	2	0
	Tucson (AAA)	0-1	9.39	3	1	0	0	0	7.2	12	8	8	1	1	7	6	0	0
Minor League Totals		5-7	4.61	39	18	0	0	2	121.0	124	74	62	8	9	38	95	6	0

SEVERINO, MIGUEL ANGEL

RHP

HT: 6-3 **WT:** 180 **B/T:** R/R **HOMETOWN:** San Pedro de Macoris, DR
BORN: May 30, 1993 in San Pedro de Macoris, DR
HOW ACQUIRED: Signed as a non-drafted free agent, May 6, 2011
SIGNED BY: Felix Feliz and Jose Salado (Padres)

YR	CLUB	W-L	ERA	G	GS	CG	SHO	SV	IP	H	R	ER	HR	HB	BB	SO	WP	BK
2011									Did Not Play									
2012	DSL Padres (R)	0-3	4.23	11	8	0	0	0	38.1	30	23	18	2	2	24	26	7	1

SHEPHERD, MATTHEW K.

RHP

HT: 6-3 **WT:** 185 **B/T:** R/R **HOMETOWN:** Bluff City, TN
BORN: May 2, 1990 in Bristol, TN
HIGH SCHOOL: Sullivan East (TN)
COLLEGE: Tennessee Tech (TN)
HOW ACQUIRED: Signed as a 31st-round selection in the 2012 First-Year Player Draft
SIGNED BY: Mark Conner (Padres)

YR	CLUB	W-L	ERA	G	GS	CG	SHO	SV	IP	H	R	ER	HR	HB	BB	SO	WP	BK
2012	Eugene (A)	4-2	2.70	31	1	0	0	1	40.0	37	21	12	2	3	17	42	6	0

SMITH, BURCH T.

RHP

HT: 6-4 **WT:** 195 **B/T:** R/R **HOMETOWN:** Tyler, TX
BORN: April 12, 1990 in San Antonio, TX
HIGH SCHOOL: Lee (TX)
COLLEGE: University of Oklahoma (OK)
HOW ACQUIRED: Signed as a 14th-round selection in the 2011 First-Year Player Draft
SIGNED BY: Lane Decker (Padres)

YR	CLUB	W-L	ERA	G	GS	CG	SHO	SV	IP	H	R	ER	HR	HB	BB	SO	WP	BK
2011	AZL Padres (R)	0-0	4.50	2	0	0	0	1	2.0	3	2	1	0	0	1	4	1	0
2012	Lake Elsinore (A)	9-6	3.85	26	26	0	0	0	128.2	127	62	55	11	7	27	137	4	0
Minor League Totals		9-6	3.86	28	26	0	0	1	130.2	130	64	56	11	7	28	141	5	0

SCOUTING & PLAYER DEVELOPMENT

SMITH, MALLEX L.

OF

HT: 5-9 **WT:** 155 **B/T:** L/R **HOMETOWN:** Tallahassee, FL
BORN: May 6, 1993 in Tallahassee, FL
HIGH SCHOOL: Richards (FL)
COLLEGE: Santa Fe College (FL)
HOW ACQUIRED: Signed as a fifth-round selection in the 2012 First-Year Player Draft
SIGNED BY: Willie Bosque (Padres)

YR	CLUB	AVG	G	AB	R	H	2B	3B	HR	RBI	SH	SF	HP	BB	SO	SB	CS	OBP	SLG	E
2012	AZL Padres (R)	.344	25	96	23	33	2	1	1	10	2	1	1	5	19	13	3	.379	.417	2
2012	Eugene (A)	.188	10	32	6	6	0	0	1	5	2	0	1	6	8	4	1	.333	.281	1
Minor League Totals		.305	35	128	29	39	2	1	2	15	4	1	2	11	27	17	4	.366	.383	3

SOLANO, LEONARDO

RHP

HT: 6-4 **WT:** 200 **B/T:** R/R **HOMETOWN:** Villa Mella, DR
BORN: January 18, 1992 in Villa Mella, DR
HOW ACQUIRED: Signed as a non-drafted free agent, November 1, 2011
SIGNED BY: Felix Feliz and Ysrael Rojas (Padres)

YR	CLUB	W-L	ERA	G	GS	CG	SHO	SV	IP	H	R	ER	HR	HB	BB	SO	WP	BK
2012	DSL Padres (R)	1-0	2.45	11	7	0	0	0	40.1	25	21	11	1	6	30	40	11	1

SPANGENBERG, CORY JOSEPH

INF

HT: 6-0 **WT:** 185 **B/T:** L/R **HOMETOWN:** Oldsmar, FL
BORN: March 16, 1991 in Clarks Summit, PA
HIGH SCHOOL: Abington Heights (PA)
COLLEGE: Indian River State (FL)
HOW ACQUIRED: Signed as a first-round (10th overall) selection in the 2011 First-Year Player Draft
SIGNED BY: Willie Bosque (Padres)

2012: Named the No. 1 second base prospect by MLB.com, prior to the season.

Named the No. 5 prospect in the Padres organization by *Baseball America*, prior to the season.

Rated as having the best strike-zone discipline in the Padres organization according to Baseball America's annual best tools survey, prior to the season.

2011: Named a Short-Season All-Star by both *Topps* and *Baseball America* after the season.

YR	CLUB	AVG	G	AB	R	H	2B	3B	HR	RBI	SH	SF	HP	BB	SO	SB	CS	OBP	SLG	E
2011	Eugene (A)	.384	25	86	20	33	10	0	1	20	0	2	2	31	15	10	4	.545	.535	4
	Fort Wayne (A)	.286	47	189	35	54	7	1	2	24	3	0	3	14	42	15	4	.345	.365	9
2012	Lake Elsinore (A)	.271	98	384	53	104	12	8	1	40	6	4	6	26	72	27	9	.324	.352	10
Minor League Totals		.290	170	659	108	191	29	9	4	84	9	6	11	71	129	52	17	.365	.379	23

STEVENS, RIVER K.

INF

HT: 6-0 **WT:** 165 **B/T:** L/R **HOMETOWN:** Escondido, CA
BORN: January 10, 1992 in Fountain Valley, CA
HIGH SCHOOL: Mission Hills (CA)
COLLEGE: Allan Hancock College (CA)
HOW ACQUIRED: Signed as a ninth-round selection in the 2012 First-Year Player Draft
SIGNED BY: Brent Mayne (Padres)

YR	CLUB	AVG	G	AB	R	H	2B	3B	HR	RBI	SH	SF	HP	BB	SO	SB	CS	OBP	SLG	E
2012	Eugene (A)	.241	49	170	23	41	7	0	0	17	4	0	0	15	22	3	2	.303	.282	13

STEWART, CAMERON D. (CAM)

OF

HT: 6-8 **WT:** 220 **B/T:** L/R **HOMETOWN:** San Jose, CA
BORN: September 9, 1994 in Newport Beach, CA
HIGH SCHOOL: Valley Christian (CA)
HOW ACQUIRED: Signed as a 20th-round selection in the 2012 First-Year Player Draft
SIGNED BY: Noah Jackson (Padres)

YR	CLUB	W-L	ERA	G	GS	CG	SHO	SV	IP	H	R	ER	HR	HB	BB	SO	WP	BK
2012	AZL Padres (R)	1-2	6.75	13	1	0	0	0	30.2	38	27	23	0	3	22	14	3	0

STUBBLEFIELD, TYLER SHANE

INF

HT: 5-10 **WT:** 185 **B/T:** R/R **HOMETOWN:** Woodstock, GA
BORN: November 19, 1987 in Woodstock, GA
HIGH SCHOOL: Riverside Military Academy (GA)
COLLEGE: Kennesaw State (GA)
HOW ACQUIRED: Signed as a 22nd-round selection in the 2010 First-Year Player Draft
SIGNED BY: Shane Monahan (Padres)

YR	CLUB	AVG	G	AB	R	H	2B	3B	HR	RBI	SH	SF	HP	BB	SO	SB	CS	OBP	SLG	E
2010	Eugene (A)	.251	58	219	26	55	10	2	1	28	1	5	6	17	47	8	5	.316	.329	14
2011	Tucson (AAA)	.000	2	6	0	0	0	0	0	0	0	0	0	2	0	0	0	.000	.000	1
	Fort Wayne (A)	.223	42	148	17	33	10	1	0	18	0	4	5	16	45	2	0	.312	.304	4
2012	Fort Wayne (A)	.252	84	278	38	70	16	1	5	29	3	2	11	42	50	17	4	.369	.371	14
	Lake Elsinore (A)	.135	13	37	6	5	1	0	1	5	0	0	2	2	8	0	0	.220	.243	2
Minor League Totals		.237	199	688	87	163	37	4	7	80	4	11	24	77	152	27	9	.330	.333	35

TATE, DONAVAN REED

OF

HT: 6-3 **WT:** 200 **B/T:** R/R **HOMETOWN:** Cartersville, GA
BORN: September 27, 1990 in Cartersville, GA
HIGH SCHOOL: Cartersville (GA)
HOW ACQUIRED: Signed as first-round (third overall) selection in the 2009 First-Year Player Draft
SIGNED BY: Ash Lawson (Padres)

2011: Rated by *Baseball America* as the No. 8 prospect in the San Diego organization entering the season...also rated as the best athlete in the Padres organization in *Baseball America's* best tools survey.
2010: Rated by *Baseball America* as the No. 1 prospect in the San Diego organization entering the season...also rated as the best athlete and best defensive outfielder in the San Diego organization in *Baseball America's* best tools survey.

PERSONAL: Hit 32 home runs over his high school career and was named an Aflac All-America in 2008.

YR	CLUB	AVG	G	AB	R	H	2B	3B	HR	RBI	SH	SF	HP	BB	SO	SB	CS	OBP	SLG	E
2010	AZL Padres (R)	.222	25	90	19	20	5	0	2	10	0	1	1	15	41	7	1	.336	.344	1
2011	Fort Wayne (A)	.316	6	19	3	6	2	0	0	2	0	0	0	4	3	2	2	.435	.421	1
	Eugene (A)	.283	33	127	24	36	8	4	0	20	0	1	2	25	32	17	5	.406	.409	1
2012	Fort Wayne (A)	.207	52	193	26	40	6	0	1	21	1	1	2	22	62	10	5	.294	.254	5
	Lake Elsinore (A)	.247	55	178	28	44	6	2	0	7	1	0	4	38	56	11	9	.391	.303	5
Minor League Totals		.241	171	607	100	146	27	6	3	60	2	3	9	104	194	47	22	.358	.320	13

TEJADA, LUIS MIGUEL

OF

HT: 6-3 **WT:** 175 **B/T:** R/R **HOMETOWN:** San Francisco de Macoris, DR
BORN: October 12, 1992 in Constanza, DR
HOW ACQUIRED: Signed as a non-drafted free agent, January 16, 2010
SIGNED BY: Felix Feliz, Juan Lara and Martin Jose (Padres)

YR	CLUB	AVG	G	AB	R	H	2B	3B	HR	RBI	SH	SF	HP	BB	SO	SB	CS	OBP	SLG	E
2010	DSL Padres (R)	.228	64	189	20	43	10	0	0	24	0	2	7	23	50	3	7	.330	.280	4
2011	DSL Padres (R)	.276	67	217	48	60	12	2	8	42	1	2	7	35	60	16	6	.391	.461	4
2012	AZL Padres (R)	.293	46	181	34	53	8	3	0	19	0	1	1	16	40	10	3	.352	.370	8
Minor League Totals		.266	177	587	102	156	30	5	8	85	1	5	15	74	150	29	16	.360	.375	16

TISSENBAUM, MAXX D.

INF

HT: 5-10 **WT:** 175 **B/T:** S/R **HOMETOWN:** Toronto ON, Canada
BORN: July 25, 1991 in Toronto ON, Canada
COLLEGE: Stony Brook University (NY)
HOW ACQUIRED: Signed as an 11th-round selection in the 2012 First-Year Player Draft
SIGNED BY: Jim Bretz (Padres)

YR	CLUB	AVG	G	AB	R	H	2B	3B	HR	RBI	SH	SF	HP	BB	SO	SB	CS	OBP	SLG	E
2012	AZL Padres (R)	.000	1	2	0	0	0	0	0	0	0	0	0	0	0	0	0	.000	.000	0
	Eugene (A)	.296	47	169	26	50	5	0	3	29	2	4	6	27	14	2	1	.403	.379	1
Minor League Totals		.292	48	171	26	50	5	0	3	29	2	4	6	27	14	2	1	.399	.374	1

SCOUTING & PLAYER DEVELOPMENT

UGUETO, ELYS (LUIS) INF

HT: 6-1 **WT:** 180 **B/T:** R/R **HOMETOWN:** Caracas, Venezuela
BORN: August 5, 1996 in Caracas, Venezuela
HOW ACQUIRED: Signed as a non-drafted free agent, November 1, 2012
SIGNED BY: Felix Feliz, Yfrain Linares and Luis Prieto (Padres)

URENA, JOSE CARLOS OF

HT: 6-3 **WT:** 180 **B/T:** R/R **HOMETOWN:** Ciudad Obregon, Mexico
BORN: January 14, 1995 in Ciudad Obregon, Mexico
HOW ACQUIRED: Signed as a non-drafted free agent, August 17, 2011
SIGNED BY: Robert Rowley, Juan Lara and Randy Smith (Padres)

YR	CLUB	AVG	G	AB	R	H	2B	3B	HR	RBI	SH	SF	HP	BB	SO	SB	CS	OBP	SLG	E
2012	DSL Padres (R)	.285	57	214	37	61	13	3	6	33	0	4	8	28	58	3	6	.382	.458	4

VALENZUELA, RICARDO ALFONSO C

HT: 6-0 **WT:** 176 **B/T:** R/R **HOMETOWN:** Hermosillo, Mexico
BORN: August 4, 1990 in Hermosillo, Mexico
HOW ACQUIRED: Signed as a non-drafted free agent, January 31, 2010
SIGNED BY: Robert Rowley (Padres)

YR	CLUB	AVG	G	AB	R	H	2B	3B	HR	RBI	SH	SF	HP	BB	SO	SB	CS	OBP	SLG	E
2010	DSL Padres (R)	.257	29	70	8	18	4	1	0	10	0	2	1	7	13	3	2	.325	.343	4
2011	DSL Padres (R)	.250	31	72	10	18	6	0	0	6	0	0	2	11	6	1	2	.365	.333	3
2012	DSL Padres (R)	.275	42	120	14	33	6	0	1	15	0	0	2	15	12	1	4	.365	.350	3
Minor League Totals		.263	102	262	32	69	16	1	1	31	0	2	5	33	31	5	8	.354	.344	10

VIZCAINO, MANUEL ALEXANDER INF

HT: 5-0 **WT:** 165 **B/T:** R/R **HOMETOWN:** Bani, DR
BORN: January 8, 1996 in Bani, DR
HOW ACQUIRED: Signed as a non-drafted free agent, December 26, 2012
SIGNED BY: Felix Feliz and Randy Smith (Padres)

WEEMS, WILLIAM T. (BEAMER) INF

HT: 5-10 **WT:** 180 **B/T:** S/R **HOMETOWN:** Virginia Beach, VA
BORN: July 28, 1987 in Norfolk, VA
HIGH SCHOOL: Princess Anne (VA)
COLLEGE: Baylor (TX)
HOW ACQUIRED: Signed as an eighth-round selection in the 2008 First-Year Player Draft
SIGNED BY: Tim Holt (Padres)

2012: Rated as the best defensive infielder in the Padres organization by *Baseball America* in their best tools survey, prior to the season.

2011: Rated as the best defensive infielder in the Padres organization by *Baseball America* in their best tools survey.

2009: Named a California League post-season All-Star.

Ranked second in the California League in walks (76) and fifth in on-base percentage (.401).

YR	CLUB	AVG	G	AB	R	H	2B	3B	HR	RBI	SH	SF	HP	BB	SO	SB	CS	OBP	SLG	E
2008	Eugene (A)	.186	25	70	15	13	6	0	0	9	2	2	1	18	17	0	0	.352	.271	3
	San Antonio (AA)	.294	5	17	1	5	2	0	0	2	0	0	0	2	3	0	0	.368	.412	0
2009	Portland (AAA)	1.000	1	1	0	1	0	0	0	0	0	0	0	0	0	0	0	1.000	1.000	0
	Lake Elsinore (A)	.253	108	359	61	91	21	3	3	44	5	1	13	76	76	10	5	.401	.354	12
2010	San Antonio (AA)	.149	30	94	10	14	5	1	0	5	0	1	1	18	22	1	2	.289	.223	8
2011	San Antonio (AA)	.246	77	272	38	67	17	1	9	46	1	1	7	28	68	0	2	.331	.415	9
2012	Tucson (AAA)	.241	72	245	33	59	12	0	5	26	1	1	3	20	57	0	1	.305	.351	12
Minor League Totals		.236	318	1058	158	250	63	5	17	132	9	6	25	162	243	11	10	.349	.353	44

WEICKEL, CHARLES WALKER (WALKER) RHP

HT: 6-6 **WT:** 195 **B/T:** R/R **HOMETOWN:** Orlando, FL
BORN: November 14, 1993 in Orlando, FL
HIGH SCHOOL: Olympia (FL)
HOW ACQUIRED: Signed as a compensation-round (55th overall) selection in the 2012 First-Year Player Draft
SIGNED BY: Willie Bosque (Padres)

YR	CLUB	W-L	ERA	G	GS	CG	SHO	SV	IP	H	R	ER	HR	HB	BB	SO	WP	BK
2012	AZL Padres (R)	1-3	4.50	9	6	0	0	0	14.0	16	17	7	0	0	6	12	2	0

WHITMORE, TRAVIS B. INF

HT: 6-1 **WT:** 190 **B/T:** L/R **HOMETOWN:** Burlington, IA
BORN: July 5, 1988 in Burlington, IA
HIGH SCHOOL: Burlington (IA)
COLLEGE: Pittsburgh (PA)
HOW ACQUIRED: Signed as a 35th-round selection in the 2011 First-Year Player Draft
SIGNED BY: Andrew Salvo (Padres)

2011: Named a Northwest League post-season All-Star.

YR	CLUB	AVG	G	AB	R	H	2B	3B	HR	RBI	SH	SF	HP	BB	SO	SB	CS	OBP	SLG	E
2011	Eugene (A)	.297	62	209	27	62	15	5	1	32	3	1	2	24	56	3	5	.373	.431	6
2012	Fort Wayne (A)	.277	115	411	56	114	22	7	4	47	5	2	3	48	94	8	6	.356	.394	7
Minor League Totals		.284	177	620	83	176	37	12	5	79	8	3	5	72	150	11	11	.361	.406	13

WIEBER, ANTHONY STEPHEN (TONY) RHP

HT: 6-0 **WT:** 200 **B/T:** R/R **HOMETOWN:** Grand Ledge, MI
BORN: February 10, 1991 in Goldsboro, NC
HIGH SCHOOL: Grand Ledge (MI)
COLLEGE: Michigan State (MI)
HOW ACQUIRED: Signed as a 33rd-round selection in the 20012 First-Year Player Draft
SIGNED BY: Mark Conner (Padres).

YR	CLUB	W-L	ERA	G	GS	CG	SHO	SV	IP	H	R	ER	HR	HB	BB	SO	WP	BK
2012	Eugene (A)	1-0	1.34	32	0	0	0	1	40.1	23	8	6	0	2	14	43	1	0

WILKES, CHRISTOPHER (CHRIS) RHP

HT: 6-4 **WT:** 235 **B/T:** R/R **HOMETOWN:** Orlando, FL
BORN: September 26, 1989 in Orlando, FL
HIGH SCHOOL: Dr. Phillips (FL)
HOW ACQUIRED: Signed as a 22nd-round selection in the 2008 First-Year Player Draft
SIGNED BY: Rob Sidwell (Padres)

2010: Missed most of the season due to Tommy John surgery in May of 2010.

2008: Finished tied for first among Arizona League pitchers in wins (7), fourth in innings pitched (61.2) and eighth in ERA (3.21).

YR	CLUB	W-L	ERA	G	GS	CG	SHO	SV	IP	H	R	ER	HR	HB	BB	SO	WP	BK
2008	AZL Padres (R)	7-1	3.21	15	10	0	0	0	61.2	64	26	22	1	6	5	45	6	1
2009	Lake Elsinore (A)	0-1	10.13	3	1	0	0	0	5.1	9	6	6	1	1	4	2	1	0
	Eugene (A)	1-2	2.84	6	6	0	0	0	25.1	28	14	8	0	0	4	17	0	1
2010	AZL Padres (R)	0-1	0.00	1	1	0	0	0	1.0	1	1	0	0	0	1	0	0	0
2011	Eugene (A)	5-1	3.28	27	0	0	0	5	35.2	29	15	13	3	3	18	46	5	0
	Fort Wayne (A)	0-0	8.31	3	0	0	0	0	4.1	7	5	4	0	0	2	1	3	1
	Lake Elsinore (A)	1-0	4.91	4	0	0	0	0	7.1	9	7	4	2	2	5	4	1	0
2012	AZL Padres (R)	1-2	2.00	4	3	0	0	0	18.0	23	9	4	0	2	4	18	3	1
	Eugene (A)	1-2	3.80	10	6	0	0	0	21.1	17	10	9	2	1	19	14	9	0
	Lake Elsinore (A)	0-2	10.13	4	0	0	0	0	5.1	10	6	6	0	0	1	5	3	1
	San Antonio (AA)	0-1	0.00	1	1	0	0	0	6.0	4	2	0	0	0	2	6	0	0
Minor League Totals		16-13	3.57	78	28	0	0	5	191.1	201	101	76	9	15	65	158	31	5

SCOUTING & PLAYER DEVELOPMENT

WILLIAMS, EVERETT EUGENE

OF

HT: 5-10

WT: 200

B/T: L/R

HOMETOWN: Austin, TX

BORN: October 1, 1990 in Austin, TX

HIGH SCHOOL: McCallum (TX)

HOW ACQUIRED: Signed as a second-round selection in the 2009 First-Year Player Draft

SIGNED BY: Tim Holt (Padres)

2011: Missed much of the season due to a hyperextended right knee.

2010: Rated as the No. 8 prospect in the San Diego organization by *Baseball America* entering the season.

YR	CLUB	AVG	G	AB	R	H	2B	3B	HR	RBI	SH	SF	HP	BB	SO	SB	CS	OBP	SLG	E
2009	AZL Padres (R)	.389	4	18	1	7	2	1	0	6	0	0	0	1	7	2	1	.421	.611	0
	Eugene (A)	.200	6	25	1	5	2	0	1	3	0	0	0	4	11	0	0	.310	.400	0
2010	Fort Wayne (A)	.244	107	390	53	95	25	5	5	59	2	2	2	51	131	10	5	.333	.372	3
2011	Fort Wayne (A)	.300	6	20	5	6	0	0	0	1	0	0	1	2	3	3	0	.391	.300	0
2012	Lake Elsinore (A)	.242	105	397	38	96	25	4	5	50	2	5	0	28	112	9	4	.288	.363	4
Minor League Totals		.246	228	850	98	209	54	10	11	119	4	7	3	86	264	24	10	.315	.372	7

WISLER, MATTHEW R.

RHP

HT: 6-3

WT: 175

B/T: R/R

HOMETOWN: Bryan, OH

BORN: September 12, 1992 in Bryan, OH

HIGH SCHOOL: Bryan (OH)

HOW ACQUIRED: Signed as a seventh-round selection in the 2011 First-Year Player Draft

SIGNED BY: Mark Conner (Padres)

YR	CLUB	W-L	ERA	G	GS	CG	SHO	SV	IP	H	R	ER	HR	HB	BB	SO	WP	BK
2011	AZL Padres (R)	0-0	---	1	0	0	0	0	0.0	2	4	4	0	1	2	0	0	0
2012	Fort Wayne (A)	5-4	2.53	24	23	1	1	0	114.0	95	39	32	1	5	28	113	5	2
	Minor League Totals	5-4	2.84	25	23	1	1	0	114.0	97	43	36	1	6	30	113	5	2

YNFANTE, STARLING YGNACIO

RHP

HT: 6-2

WT: 200

B/T: R/R

HOMETOWN: Santiago de los Caballeros, DR

BORN: February 23, 1994 in Santiago de los Caballeros, DR

HOW ACQUIRED: Signed as a non-drafted free agent, November 1, 2012

SIGNED BY: Felix Feliz, Martin Jose and Randy Smith (Padres)



MISCELLANEOUS



PETCO PARK INFORMATION



OPENING DAY: April 8, 2004

PETCO PARK ADDRESS: 19 Tony Gwynn Drive... the Padres announced the address during post-game ceremonies honoring "Mr. Padre," Tony Gwynn, following the last game of his 20-year playing career on October 7, 2001...the frontage road between Park Blvd. and Seventh Avenue was officially renamed Tony Gwynn Drive on March 11, 2004.

OFFICE ADDRESS: 100 Park Blvd., San Diego, CA 92101

OWNERSHIP: Owned 70 percent by the City of San Diego and 30 percent by the San Diego Padres for 30 years (through 2034), and 100 percent by the City thereafter.

BALLPARK OPERATOR: San Diego Padres Baseball Club, under a Joint Use & Management Agreement (JUMA) with City of San Diego.

NAMING RIGHTS SPONSOR: Petco Animal Supplies, Inc., San Diego, CA

CAPACITY: 42,524 fixed and disabled seats, plus additional "Park Passes" that provide access to standing room locations throughout the ballpark and lawn seating in the Park at the Park.

PLAYING SURFACE: Hybrid Bermuda and Ryegrass

FIELD DIMENSIONS: Prior to the 2013 season, the Padres altered the dimensions of Petco Park. From the right field porch to the right center gap, the wall was moved in 11 feet, and at the deepest point in left center field, the fence was moved in from 402 feet to 390 feet.

Left-Field Foul Line: 336 feet

Left-Center: 390 feet

Straightaway Center Field: 396 feet

Right-Center: 391 feet

Right-Field Foul Line: 322 feet

WI-FI AT THE PARK

Introduced in 2012, the Padres provide wireless internet access to fans at Petco Park in partnership with Verizon.

OUTFIELD FENCES: Seven feet, eight and one-half inches tall from the left-field foul pole to the chain link fence in center field...the chain link fence is seven feet, ten inches high to the new right field wall, where it becomes 8 feet high for the 140-foot length of the wall and LED display...the fence tapers down to seven feet, six inches along the side of the trapezoid that forms the Home Run Porch in right field...remains at seven feet, six inches along the front of the Home Run Porch, and tapers back up to 10 feet along the side of the trapezoid that connects to the right field foul pole (the length of the fence that forms the Home Run Porch is 15 feet, 9 inches along the side nearest to center field, 25 feet, 3 inches along the front of the Home Run Porch at the first row of seats, and 15 feet, 9 inches along the side that connects to the right field foul pole)...the fence is "see-through" for 28 feet from the left field foul pole to the left field stands, forming a "pocket" of standing room on the warning track just outside the Padres Majestic Team Store, which was transformed into a field-level suite in 2012...the fence is also see-through in right field for approximately 75 feet directly in front of "The Beach," to the right of the Batter's Eye.

LIGHTING: Eight "racks," encompassing 720 light fixtures, all with 2,000-watt or 1,500-watt bulbs, except for 66, 400-watt housekeeping bulbs...the tallest light standards, which are in a vertical configuration, are atop the First Base and Third Base Towers – 205 feet above the playing field...other light standards, in a conventional horizontal configuration, are 190 feet above the field.

PETCO PARK INFORMATION

SIGHT LINES: Designed to provide the best and closest views of the game in Major League Baseball, re-directed seating angles maximize sight lines for baseball and comfort...all seats down the lines are angled toward home plate, to maximize views of the field from every seat...the top two decks are built on extended, 56-foot cantilevers to bring all seats lower and closer to the field.

SEAT SPECIFICATIONS: Fixed seats measure 19, 20 or 21 inches in width, depending on location...all seats are Pacific Blue in color, and manufactured by Hussey Seating and installed by Installation Solutions.

SCOREBOARDS/VIDEO BOARDS: The main scoreboard is 34 feet high by 80 feet wide, with a 30 feet by 53 feet LED video board, dubbed "FriarVision," that has a 16:9 aspect ratio...the upper right field fascia, which includes the newly relocated out-of-town scoreboard is 6 feet high by 160 feet wide...the pitcher's board on the left field wall, displaying speed, type of pitch and pitch count, is 7 feet high and 40 feet in length...the video board on the back of the Batter's Eye, facing the Park at the Park, is 15 feet high by 24 feet wide...a 7-foot by 14.5-foot video board embedded in the new right field LED wall presents an ongoing stream of game information, replays and video entertainment...two LED fascia display "ribbon boards" located along the First Base and Third Base Upper Concourses (236 feet by 3 feet down the right field line, 252 feet by 3 feet down the left field line) provide dynamic game and sponsor animations.

DUGOUTS: The Padres dugout is located on the first-base side and is 57 feet long by 14 feet wide...the visitors', on the third-base side, is 46 feet long by 14 feet wide...both dugouts have steps that lead to the field for half their length, and a rail on the other half.

BULLPENS: The Padres bullpen in left field is 87' 8" long by 27' 8" wide, and elevated 3' 6" above field level...the visitors' bullpen was re-located from the field before the 2013 season...is now tiered behind the home bullpen, elevated another 3' 6". It is 80' 11" long and 27' wide. The visiting team pitches east to west, while the home team pitches west to east. Each bullpen has a separate entrance to the playing field.

BATTER'S EYE: Background for batters in center field is painted Pacific Blue, except for the side facing the Park at the Park, which is green...the structure houses an equipment storage room on the Field Level and "The Batter's Eye Porch," a pre- and post-game and special event area 30 feet high by 80 feet long in the Park at the Park...above this is a security command post and a 10-foot rotational sign that provides a solid background when batters are at home plate and offsets rotating panels between innings.

GOING DEEP

The audio and video graphics to celebrate Padres players' home runs at Petco Park have a distinct military and nautical flavor. The sound of a ship's horn is an actual recording of the horn of the Navy's USS Ronald Reagan (CVN-76) nuclear aircraft carrier, which was formerly home-ported in San Diego. To accompany the horn, a fireworks spectacular blasts from the batter's eye porch on night games.



RETIRED NUMBERS: Padres retired numbers are displayed atop the Batter's Eye in centerfield: No. 6, Steve Garvey; No. 19, Tony Gwynn; No. 31, Dave Winfield; No. 35, Randy Jones; No. 51, Trevor Hoffman; No. 42, Jackie Robinson (retired throughout Major League Baseball in 1997).

TEAM CLUBHOUSE FACILITIES

- ◆ Clubhouses are located on the Field Level, with direct access to the dugouts and service corridor.
- ◆ The home clubhouse is approximately 16,500 square feet, including a 3,560 square foot locker room with 40 cubicles (4 feet wide), configured in a circle...the home clubhouse includes a 240 square foot video coaching area located near the home (first base) dugout, with access from inside and outside the clubhouse...other facilities include a 7,580 square foot, fully-equipped weight and exercise room, dry sauna, hydrotherapy room, player lounge and kitchen, manager's office, coaches' locker room, rehab room, medical facilities, offices, laundry, media interview room and storage.
- ◆ The visitors' clubhouse is approximately 8,990 square feet, including a 2,140 square foot locker room with 40 cubicles, training room, manager's office, coaches' locker room, weight and exercise room, player lounge and kitchen, laundry and storage.
- ◆ Internal batting and pitching tunnels (two for the home team, one for the visiting team) are located on the Service Level with access to the clubhouses and are fully-equipped, including cameras for video recording...tunnels are sized to accommodate two batters and/or two pitchers.

MORE THAN PADRES

In addition to serving as the home of the Padres, Petco Park also hosts concerts, special events and other sporting events. The inaugural World Baseball Classic semi-finals and final were played at Petco Park in 2006 with the site playing host to second-round games in 2009. Petco Park has hosted The USA SEVENS Rugby tournament, an international soccer match and serves year-round as a concert venue.



PETCO PARK INFORMATION

- ◆ Views to the home batting tunnel are available from the Home Plate Club through one-way glass so club patrons can observe players at work.
- ◆ Other facilities include an auxiliary locker room (approximately 2,040 square feet), with an operable partition, the umpires' locker room (approximately 910 square feet), a home team family waiting room, a visiting team family waiting room and a greenroom/VIP dressing room.

SEATING DECKS: Three (Field Level, Toyota Terrace Level, Upper Deck).

PARK AT THE PARK: A landscaped park of 2.8 acres beyond the outfield fence, featuring a video board on the back of the Batter's Eye, Picnic Hill (gently sloped area for lawn seating with views of the game and video board), "tot lot" play area, children's baseball diamond and portable concessions.

- ◆ Petco Park is the first Major League ballpark since Forbes Field in Pittsburgh (closed in 1970) to have a park adjacent to the outfield...The Park at the Park is a ticketed area and vital part of the baseball experience on game days, including admission to conveniences and amenities of the seating bowl with a Park Pass during ticketed events...it functions as a special events venue when there is no game and as a neighborhood park daily.

WESTERN METAL SUPPLY CO. BUILDING: The historic brick warehouse that housed the Western Metal Supply Company, which dates to 1909 and has ties to the Old West, was renovated and incorporated into the ballpark, with the left-field foul pole attached to its southeastern corner...the building holds the Padres Majestic Team Store on the first floor, 12 party suites (available on an individual game basis) on the second and third floors, a restaurant with terrace dining on the fourth floor, and bleacher seating and a standing room area on the roof, 80 feet above field level.

OTHER UNIQUE FEATURES

- ◆ "The Beach," a sandy children's play area, to the right of the Batter's Eye, in front of bleacher seats called "The Beachers"...see-through fence in front of The Beach allows kids to view a game literally inches from the field.
- ◆ Picnic Terraces, to the left of the Batter's Eye, have tiered picnic tables and are intended primarily as a group sales area.
- ◆ Standing room areas for 1,500 in locations around the ballpark, including the roof of the Western Metal Supply Co. Building, on special terraces on the Main Concourse and the Western Metal Building, on the East Ramp, in the Rotary Flag Court in right field, in the right field stands and behind seating areas.
- ◆ Petco Park is wired for high definition television, with Sony HDTV monitors in all suites, clubs and restaurants at several concourse locations.
- ◆ Palm Court Plaza, with 13 palm trees and 13,588 bricks, of which 10,842 are personalized, commemorative bricks.
- ◆ Omni San Diego Hotel and The Metropolitan (36 luxury condominiums on the top 11 floors of the hotel) connected to the main concourse by a pedestrian skybridge.

ARCHITECTURAL FEATURES

- ◆ Seating bowl "fractured" by first base and third base Towers housing vertical light standards and other elements to create distinctive "seating neighborhoods."
- ◆ First base and third base Garden Buildings house concession areas, premium seating club membership lounges, offices, restrooms and other programming elements usually housed inside a ballpark.
- ◆ Spacious concourses and terraces afford outstanding views of San Diego Bay, Coronado Bay Bridge, downtown skyline, Pacific sunsets, glimpses of Balboa Park and mountains to the east.

LANDSCAPE

- ◆ Entire ballpark is designed and landscaped to "be a garden."
- ◆ Landscape includes plants inside as well as outside, vines and flowering vegetation spilling over bridges, walkways and trellises.
- ◆ Wall of flowing water at Home Plate Plaza captures the spirit of San Diego's casual, coastal lifestyle.
- ◆ Garden Buildings feature bougainvillea and colorful planters. Jacaranda trees line the main entrance, Home Plate Plaza features coral trees at the top of the staircase and palms, and Palm Court Plaza features signature palm trees.
- ◆ Park at the Park features landscaped lawn, flowering trees, shrubs, gardens with perennials and annuals selected to bloom in sequence throughout the year, and plantings that evoke the gardens of Balboa Park and the flower fields of Carlsbad.
- ◆ Landscape and vegetation selected to be "water-wise," low allergenic, and environmentally responsible, requiring minimal use of pesticides and toxic chemicals.

ENVIRONMENTAL FEATURES: An agreement with the Environmental Health Coalition comprehensively addressed issues of air and water quality, urban runoff, removal of hazardous materials, and use of pesticides and toxic chemicals in the construction and operation of the ballpark...progressive recycling and waste management programs also help make Petco Park, in environmental terms, "the greenest ballpark in Major League Baseball."

CONCESSIONAIRE/FOOD SERVICE AND RETAIL PROVIDER: Delaware North Companies' Sportservice Corporation.

PADRES MAJESTIC TEAM STORE: On the ground floor of the Western Metal Supply Co. Building, with entrances from Seventh Ave. and Palm Court Plaza.

ENTRANCE/EXIT GATES:

- ◆ Home Plate Plaza at Park Blvd. and Tony Gwynn Drive
- ◆ Palm Court Plaza at Gaslamp Gate, Seventh Avenue and K Street
- ◆ East Village Gate at 10th Avenue and K Street
- ◆ Park Boulevard Gate at 10th Avenue
- ◆ Downtown Gate to Park at the Park at Eighth Avenue and J Street
- ◆ Balboa Gate to Park at the Park at Ninth Avenue and J Street

PETCO PARK INFORMATION

MR. PADRE

The nine-foot, 1,200-pound bronze likeness of "Mr. Padre" was unveiled at the Park at the Park prior to the Padres-Phillies game on July 21, 2007 as part of "Tribute to Tony Weekend," honoring the 2007 National Baseball Hall of Fame inductee. The statue was molded by sculptor William Behrends, whose artistic credits include a statue of Willie Mays at San Francisco's AT&T Park. The statue and surrounding plaza includes bricks with personalized messages from fans to Gwynn.



TURNSTILES: 45

TICKET WINDOWS: 40 total – 31 open to the street and nine internal

- ◆ Home Plate Plaza: 18 windows, street level, shaded
- ◆ Western Metal Building: 11 windows, nine open to street, two inside
- ◆ Right Field Grandstand: six windows, four open to street, two to concourse
- ◆ The Mercado: three windows, advance sales, open to Main Concourse
- ◆ First Base Tower: two windows, advance sales and Padres Ticket Office

ACCESSIBILITY:

- ◆ At least 1% of all fixed seats are semi-ambulant, and at least 1% is reserved for wheelchair and companion with removable arm seats.
- ◆ Wheelchair and companion seating is available in all seating categories, dispersed proportionately throughout the three seating levels, and equally distributed in areas exposed to the sun and in shade.
- ◆ All concession stands are accessible
- ◆ All restrooms are equipped with accessible water closets
- ◆ All ramps and elevators were designed to exceed federal and state requirements for people with disabilities.

OH DOCTOR!

On September 15, 2012, the Padres honored Jerry Coleman's 70 years in baseball and 40 with the Padres with a pregame ceremony at Petco Park, during which the club unveiled a bronze statue of Coleman at the ballpark, which stands 7.5' tall, weighs 650 lbs. and depicts Coleman in the uniform he wore as a pilot in the Marine Corps. San Diego Mayor Jerry Sanders proclaimed the day "Jerry Coleman Day."



ARCHITECTS: HOK Sport+Venue+Event, Kansas City, MO, Executive Architect. (Joseph E. Spear, AIA, Senior Principal).

Antoine Predock Architect, Albuquerque, NM, Design Architect

Spurlock Poirier, San Diego, CA, Landscape Architect. (Andrew J. Spurlock, Principal)

ROMA Design Group, San Francisco, CA, Master Plan Architect, Ballpark District. (Boris Dramov, President)

Heritage Architecture & Planning, San Diego, CA, Restoration Architect (Milford Wayne Donaldson, AIA, Principal)

DEVELOPMENT MANAGER: Hines, Houston, TX. (Rick Vogel, Vice President, Project Manager).

GENERAL CONTRACTOR: San Diego Ballpark Builders – A Joint Venture of Clark Construction Group, Inc., Roel Construction Company, and douglas e. barnhart, inc. (Officer In Charge: Alan Petrask, Senior Vice President, Clark Construction. Project Executive: Jim McLamb, Vice President, Clark Construction).



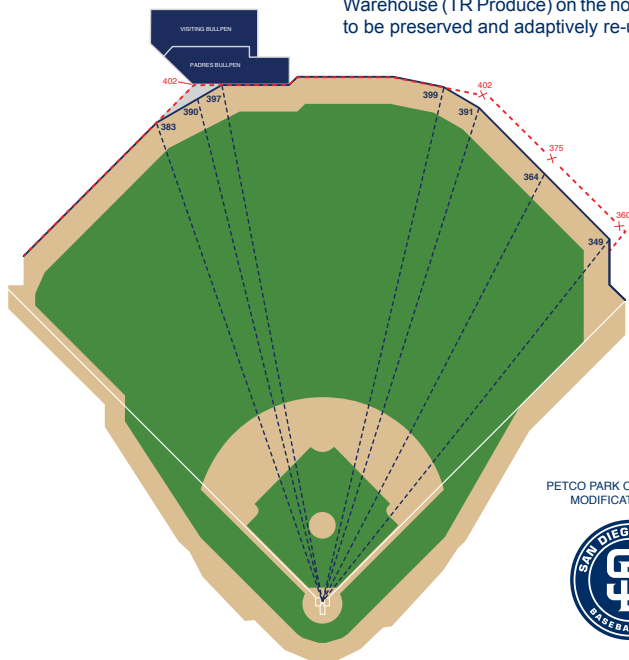
PETCO PARK INFORMATION

BALLPARK CONSTRUCTION COST: \$298 million

BALLPARK PROJECT COST: \$474 million, including land assemblage, infrastructure work, and implementation agreement obligations.

BALLPARK DISTRICT: 26 blocks bordered by Market Street to the north, Harbor Drive and Sixth Avenue to the west, 12th Avenue to the east, and Imperial Avenue to the south.

HISTORIC RESOURCES: In addition to the Western Metal Supply Co. Building, several other historic resources in the Ballpark District are being preserved in accordance with a 1999 Settlement Agreement between the National Trust for Historic Preservation, the Save Our Heritage Organization (SOHO), the Padres, the City of San Diego, the Centre City Development Corporation and JMI Realty...Schieffer & Sons Warehouse on J Street and Showley Brothers Candy Factory, parts of Levi Wholesale Grocery Building (Kvaas Construction), and Wellman Peck Warehouse (TR Produce) on the north side of J Street are to be preserved and adaptively re-used.



PETCO PARK OUTFIELD WALL
MODIFICATIONS 2013



PETCO PARK FIRSTS

FIRST GAME: April 8, 2004 vs. San Francisco

ATTENDANCE: 41,400 (sellout)

FIRST PITCH: 7:08 pm PDT

TEMPERATURE: 64 degrees

PADRES STARTING LINEUP: 3B Sean Burroughs, 2B Mark Loretta, RF Brian Giles, 1B Phil Nevin, LF Ryan Klesko, CF Jay Payton, C Ramon Hernandez, SS Khalil Greene, P David Wells

BATTER: Giants 2B Ray Durham

HIT: Padres RF Brian Giles single to center in the bottom of the 1st

RUN: Padres SS Khalil Greene in the bottom of the 3rd

SINGLE: Giles in the 1st

DOUBLE: Padres 3B Sean Burroughs in the bottom of the 3rd

TRIPLE: Giles in the bottom of the 4th on April 11, 2004 vs. SF

HOME RUN: Giants CF Marquis Grissom in the top of the 10th

PADRES HOME RUN: Padres 2B Mark Loretta in the bottom of the 1st on April 15, 2004 vs. the LAD

RBI: Burroughs in the bottom of the 3rd

STOLEN BASE: Padres P Adam Eaton and 3B Burroughs double steal in the bottom of the 7th on April 13 vs. LAD

STRIKEOUT: Padres CF Jay Payton in the bottom of the 2nd

WALK: Giles in the bottom of the 3rd

ERROR: Giants 2B Durham in the bottom of the 4th on April 11, 2004

PITCH: Padres David Wells (called strike)

WINNING PITCHER: Padres Eddie Oropesa

LOSING PITCHER: Giants Matt Herges

SAVE: Padres Trevor Hoffman on April 10, 2004 vs. SF

DAY GAME: April 18, 2004 vs. ARI

NON-MLB EVENT: University of Houston vs. San Diego State on March 11, 2004

CONCERT: The Rolling Stones on November 11, 2005

* Firsts are from April 8, 2004 unless noted.



Sarah Farnsworth
SVP, Public Affairs



Shana Wilson
Manager, Communications & Broadcasters



Josh Ishoo
Manager, Player/Media Relations



Fernando Alcala
Manager, Publications/Media Relations

MEDIA GUIDELINES

CREDENTIALS: Media credentials shall be issued to working members of the media only and are non-transferable. The Padres shall issue full-season credentials to those media members who will cover the club on a regular basis throughout the season. Credentials will be issued on a game-by-game basis to members of the media who expect to cover the team periodically throughout the season. Credentials provide access to areas of Petco Park as designated on each individual credential. Any unauthorized use of a credential shall result in confiscation of the credential and ejection from Petco Park.

Credential requests can be made online at <https://credentials.mlb.com> no later than 24 hours before the requested date. All questions and inquiries regarding credentials should be directed to the Padres Communications office at credential@padres.com.

Credentials may be picked up at the VIP/Media Gate within Home Plate Plaza beginning four hours before game time.

PARKING: Media parking is available in the D1/D2 surface lot and MTS Garage on the corner of Park Boulevard and Imperial Avenue, conveniently located near the VIP/Media Gate. Please contact the Padres Communications Department to arrange for parking passes that provide complimentary admission to a parking lot.

CLUBHOUSE ACCESS: The Padres clubhouse opens only to media with approved credentials three and one-half hours before game time and closes once the team takes the field for batting practice. No still photographers will be granted pre-game clubhouse access. While clubhouses are closed, approved media may access the field and dugouts through the tunnel located alongside the press elevator behind homeplate. Following all games, the clubhouse opens no later than 10 minutes after the final out.

The Padres clubhouse is located on the first base side and the visitors clubhouse on the third base side. Access to the visiting clubhouse shall be regulated by the visiting club.

The Padres clubhouse may be closed at any time at the discretion of the manager or a club Communications representative.

All non-BBWWA credential holders must sign in before entering the clubhouse. As per Major League Baseball guidelines, the umpires' dressing room is off limits to the media.

FIELD ACCESS: Members of the media whose credentials provide for field access are asked to be respectful of players and coaches who are preparing for a game, and, for their own safety, to remain in foul territory, between first and third base at all times. Members of the media are asked to refrain conducting interviews during batting practice. No one under the age of 18 is permitted on the field, and personal photographs and autographs are expressly prohibited.

PRESS BOX: The Petco Park press box is located on the Toyota Terrace Club Level. To access the press box from the service level, please take the press elevator to the Toyota Terrace Club Level.

Press box seating is available to accredited members of the working media on assignment only. Credentialed members of the media without an assigned press box seat may sit at any unassigned location in the top row of the press box. The Padres ask for the cooperation of the media in maintaining a professional working environment. Cheering, rooting or clapping of any kind for either team in the press box shall result in credential revocation and ejection from the ballpark.

GAME INFORMATION: Statistics and game notes for both clubs are made available in the press box at least two hours prior to game time. Starting lineups are distributed as soon as they are available from both teams. Following the game, post-game notes, official boxscores, play-by-play reports and updated statistics will be made available approximately 10 minutes after the final out.

WIRELESS INTERNET: Complimentary Wireless Internet access is available in the press box. Contact the Communications Department for details.

INTERVIEW REQUESTS: Requests to interview Padres players or coaches should be made through the Communications Department at least one day in advance.

BASEBALL WRITERS' ASSOCIATION OF AMERICA SAN DIEGO CHAPTER

Scott Miller
(Chairman)
CBS Sportsline.com

Bernie Wilson
(Vice Chairman)
Associated Press

John Maffei
(Secretary/Treasurer)
UT San Diego

Nick Canepa
UT San Diego

Matt Calkins
UT San Diego

Bill Center
UT San Diego

Dennis Lin
UT San Diego

Chris Jenkins
UT San Diego

Jay Paris
UT San Diego

Larry Graham
UT San Diego

LIFETIME MEMBERS

Bill Dickens

Gary Hyvonen

Tom Krasovic

Shaun O'Neill



SAN DIEGO

For the 2nd consecutive season, more than 150 games, including 10 Spring Training contests will be televised live on FOX Sports San Diego. Viewers will continue to hear the familiar voices of play-by-play by Hall of Fame broadcaster, Dick Enberg, and analysis by former Padre, Mark Grant, as well as special guest analysis throughout the season by Padres legend, Tony Gwynn and former Padres first baseman, Mark Sweeney. Padres Live pre-game and post-game shows, hosted by Sweeney and FOX Sports San Diego's Mike Pomeranz, will continue to surround game coverage providing viewers with live commentary from FOX Sports San Diego's state-of-the-art set at Park at the Park during home games, and from their newly renovated studio during Padres road-trips. In addition to all of the game-day excitement, FOX Sports San Diego will continue to produce other innovative Padres programming including weekly magazine shows such as Padres Weekly and Padres POV, interview-style shows such as Cup of Coffee with Dick Enberg, and much more. Serving sports fans in San Diego, Las Vegas, Honolulu, Palm Springs, Yuma, Tucson and Albuquerque FOX Sports San Diego reaches 2.2 million homes and can be seen locally in San Diego on Cox channels 56 and 1056, DIRECTV channels 694 and 694-1, AT&T U-verse channel 776 and 1776-HD, and DISH coming Opening Day 2013.



The San Diego Padres are in the tenth year of their broadcasting relationship with The Mighty 1090, formerly XX Sports Radio, the club's English flagship station. All Padres regular-season games are broadcast live on 1090 AM or ESPN Radio 1700 AM with 2005 Ford C. Frick Award winner Jerry Coleman, Ted Leitner, Andy Masur and Bob Scanlan providing play-by-play and color commentary.



All regular-season Padres games are broadcast live in Spanish on XEMO 860 AM, which is in its 11th season as the club's Spanish flagship station. Eduardo Ortega and Juan Avila return to the Spanish language broadcast booth in 2013.

PADRES BROADCASTERS



TED LEITNER

2013 marks Ted Leitner's 34th season behind the microphone for "My Padres," and his 33rd consecutive season working alongside Jerry Coleman in the broadcast booth.

Now in his 36th year broadcasting in San Diego, Leitner is also the voice of San Diego State University Aztecs football and basketball.

Leitner spent 25 years (1978-2002) as sports anchor for KFMB-TV (CBS 8) in San Diego.

Leitner's previous play-by-play credits include the National Football League's San Diego Chargers and Philadelphia Eagles, the National Basketball Association's San Diego Clippers, the University of Oklahoma and the University of Connecticut.

Leitner studied TV and radio broadcasting at Oklahoma State University and earned his Master's degree in communications from the University of Oklahoma in Norman.

A fixture in the San Diego community, he has served as master of ceremonies at several Padres events over the years, including Opening Day ceremonies, the club's annual awards dinner, and most recently, last season's Jerry Coleman Day, honoring Coleman's 70 years in baseball.

Leitner has six sons: twins Nicholas and Ryan, Mark, Matthew, Jordan and Teddy, and one daughter, Kristin.



ANDY MASUR

2013 marks Andy Masur's seventh season with the Padres' radio broadcast team, after spending eight seasons with WGN Radio in Chicago (1999-2006). Masur also contributes to Padres television broadcasts on FOX Sports San Diego and has also served as a Padres correspondent for MLB Network.

Prior to arriving in San Diego, Masur was a play-by-play voice and a pre- and post-game host for Chicago Cubs radio broadcasts, and also served as the Cubs' beat reporter.

In 2012, Masur completed his sixth season as the play-by-play voice for the University of San Diego men's basketball team. He has also previously called games for the Loyola

University Chicago men's basketball team (2002-2007).

In the 10 years before he joined WGN in 1999, Masur spent time as a traffic reporter in the Chicago area, hosted his own overnight talk show on the One-on-One sports radio network and was a "Top 40" DJ on KZ93 FM radio in Peoria, Ill.

A native of Glenview, Ill., Masur is a 1989 graduate of Bradley University (Peoria, Ill.), with a degree in mass communications, radio & television.



BOB SCANLAN

Bob Scanlan returns for his second season as a color analyst for the Padres' radio broadcast team, bringing with him the perspective of a 20-year professional baseball career and nine years of radio and television broadcasting experience.

Since 2004, Scanlan has been a broadcaster on television and radio, covering Major League, minor league and college baseball. Scanlan is a familiar face and voice for Padres fans, previously having served on the desk of the Padres pre- and post-game shows on Channel 4 San Diego. He brings a passion for the game and a player's perspective to his analysis.

Prior to beginning his broadcasting career, Scanlan played professional baseball for 20 years, having been drafted as a pitcher by the Philadelphia Phillies out of Harvard High School (now Harvard-Westlake) in North Hollywood, Calif. After seven seasons in the Phillies system, he was traded to the Chicago Cubs, where he made his Major League debut on May 7, 1991.

Over the next decade, Scanlan went on to pitch for five additional Major League clubs: Milwaukee Brewers, Detroit Tigers, Kansas City Royals, Houston Astros and Montreal Expos. Retiring after the 2003 season, he contributed to nine Major League seasons, appearing in 290 games, posting 20 wins, 17 saves and a 4.63 ERA.

Scanlan and his wife, Elisa, have two children: daughter, Aleksandra, and son, Caden.



JERRY COLEMAN

In his 41st season as the voice of the Padres, Jerry Coleman, 88, still stirs loyal fans across the region with his patented "Oh Doctor!" and "Hang a Star" calls, trademarks of Padres radio broadcasts since 1972.

Coleman's distinguished broadcasting career includes stops with the Yankees, as well as 22 seasons calling the CBS Radio Network's "Game of the Week." A former Major Leaguer, who left the broadcast booth in 1980 to become the Padres manager for one season, Coleman played on six World Series clubs in nine seasons (1949-57) with the New York Yankees, a key member of the greatest dynasty in baseball history.

On September 15, 2012, the Padres honored Coleman's 70 years in baseball and 40 with the Padres with a pregame ceremony at Petco Park, during which the club unveiled a bronze statue of Coleman at the ballpark, which stands 7.5' tall, weighs 650 lbs. and depicts Coleman in the uniform he wore as a pilot in the Marine Corps. San Diego Mayor Jerry Sanders proclaimed the day "Jerry Coleman Day."

In January 2010, Coleman received a Lifetime Achievement award at the 60th annual Golden Mike Awards. He was inducted into the National Radio Hall of Fame in Chicago and the Bay Area Sports Hall of Fame in 2007. He is enshrined in the U.S. Marine Corps Sports Hall of Fame and in 2005, he received the prestigious Ford C. Frick Award from the National Baseball Hall of Fame in Cooperstown. Additionally, he was elected to the Padres Hall of Fame in 2001.

In 1999, the Padres retired a jersey in honor of Coleman's contributions not only to the club, but also to the San Diego community, and in 2004, the Padres unveiled a star under the press box at Petco Park in Coleman's honor.

Coleman made his Big League debut in 1949, earning Rookie of the Year honors from the Associated Press. He played nine seasons as second baseman with the Yankees (1949-57) and played on six World Series clubs. In 1950, Coleman was named an American League All-Star and World Series MVP, as the Yankees swept the Phillies in four games.

His playing career was interrupted twice when he was called upon to serve his country as a Marine pilot in World War II and in the Korean War.

Coleman holds the distinction of being the only Major League player to see active combat in two wars. His military service record includes 120 missions, earning him two Distinguished Flying Crosses, 13 Air Medals and three Navy citations. He retired from the United States Marine Corps at the rank of lieutenant colonel.

He retired with a lifetime .263 average, 16 homers and 217 RBI in 723 games.

Coleman and his wife, Maggie, reside in La Jolla.

YOU CAN HANG A STAR ON THAT ONE

Jerry Coleman's Hall of Fames

Padres Hall of Fame	2001
Ford C. Frick Award, National Baseball Hall of Fame	2005
U.S. Marine Corps Sports Hall of Fame	2005
National Radio Hall of Fame	2007
Bay Area Sports Hall of Fame	2007



DICK ENBERG



In 2013, Dick Enberg returns for his fourth season as the play-by-play voice for Padres television broadcasts, having been part of the on-air team that helped launch the new regional sports network FOX Sports San Diego in 2012.

Renowned as one of the greatest sports broadcasters of all time, Enberg worked for CBS Sports for 11 years prior to joining the Padres, most recently serving as a play-by-play voice for the network's coverage of the NFL, college basketball and the U.S. Open Tennis Championship. He also contributed to coverage of the Masters® and PGA Championship broadcasts on CBS Sports.

Prior to CBS, Enberg spent 25 years at NBC Sports, covering countless major events, including the memorable 1979 Michigan St.-Indiana St. game. He began his full-time broadcasting career in 1965 in Los Angeles as the radio and television voice of the California Angels, UCLA basketball and the Los Angeles Rams, and was named California Sportscaster of the Year on four occasions.

The many accolades Enberg has received for his work include 14 Emmy awards, nine Sportscaster of the Year awards, the Ronald Reagan Media Award and the Victor Award, recognizing the top sportscaster of the past 40 years.

Enberg holds the distinction of being the only person to win National Emmy awards as a sportscaster, a writer and a producer, and in 2000, he received the prestigious Lifetime Achievement Emmy award.

In February 1998, he became just the fourth sportscaster to be honored with a star on the Hollywood Walk of Fame.

Enberg has been inducted into the National Sports Broadcasting Hall of Fame and the National Sportscaster and Sportswriters Hall of Fame, as well as honored in the Pro Football Hall of Fame (Rozelle Award), the National Basketball Hall of Fame (Gowdy Award) and the Rose Bowl Hall of Fame.

Enberg is the author of two best-selling books: Dick Enberg's Humorous Quotes for All Occasions and his autobiography, Oh My. He has also written a successful one-man, one-act play, "McGuire," which features the wit and wisdom of former coach-colleague, Al McGuire.

A native of Armada, Mich., Enberg began his broadcasting career as a student at Central Michigan University. After graduating with a bachelor's degree in 1957, he went on to earn a master's degree (1958) and doctorate from Indiana University (1962). He taught health education at Indiana University and for four years at Cal State Northridge, where he was also the assistant baseball coach of the Matadors. Enberg has been named a Distinguished Alumnus by both Central Michigan University and Indiana University. He resides in San Diego with his wife, Barbara.

OH MY!

Below is a look at Dick Enberg's broadcasting experience built-up over a 48-year career:

- 42 NFL seasons
- 28 Wimbledon
- 23 French Opens
- 15 NCAA Men's Basketball Championships
- 12 U.S. Open Tennis Championships
- 10 Super Bowls
- 9 Rose Bowls
- 6 Orange Bowls
- 4 Olympic Games
- 8 Australian Opens
- 3 Ryder Cups
- 3 MLB Playoffs
- 3 Heavyweight Boxing Championships
- World Series
- NBA Playoffs
- NBA All-Star Game
- Breeder's Cup Horse Racing





MARK GRANT

Mark Grant returns to FOX Sports San Diego in 2013 for his 18th season as color analyst for Padres television broadcasts.

No stranger to San Diego baseball, Grant pitched for the Padres from 1987-90. Originally selected by the San Francisco Giants with the 10th pick in the first round of the 1981 Draft out of Joliet (IL) Catholic High School, he played parts of eight Major League seasons with San Francisco, San Diego, Atlanta, Seattle, Houston and Colorado. Grant went 22-32 with eight saves and a 4.31 ERA in 233 games (58 starts). He recorded a career-high eight wins and posted a 3.33 ERA for the Padres in 1989.

Grant began his broadcasting career at KFMB Radio in 1994 as a sports anchor and talk show host. After retiring from baseball in 1995, he provided analysis on Prime Sports' Padres broadcasts in 1996, then joined Channel 4 San Diego upon its inception in 1997. In 2012, he was part of the on-air team that helped launch the new regional sports network FOX Sports San Diego.

Grant is active in the community, currently serving on the board of trustees for the Rady Children's Hospital Foundation. He has been associated with the Cystic Fibrosis Foundation of San Diego since 1987, and also works with the Down Syndrome Association of San Diego. Additionally, he serves as a spokesperson for St. Madeleine Sophie's Center in El Cajon, a vocational and educational center for developmentally disabled adults.

Grant and his wife, Mary, reside in Alpine with their daughter, Alexis, and two sons, Andrew and Aidan.





TONY GWYNN

Hall of Famer Tony Gwynn returns to the FOX Sports San Diego booth in 2013 to offer his baseball expertise as a color analyst on Padres telecasts for the ninth season.

A 16-time National League All-Star, Gwynn was inducted into the National Baseball Hall of Fame on July 29, 2007 in Cooperstown, NY. The Padres legend became the 22nd member of the 3,000 hit club, and his 3,141 career hits rank 17th all-time. In 20 seasons with the Padres, he tied a National League record by winning eight batting titles.

Gwynn played on each of San Diego's first three Division Championship clubs and remains the Padres all-time leader in batting average (.338), at-bats (9,288), hits (3,141), doubles (543), triples (85), RBI (1,138), runs scored (1,383), walks (790) and stolen bases (319).

In 2004, the Padres retired his No. 19 jersey and, along with the City of San Diego, dedicated Tony Gwynn Drive, the street adjacent to Petco Park. The club unveiled a statue of Gwynn in the Park at the Park at Petco Park on July 21, 2007.

He has served as the head baseball coach at his alma mater, San Diego State University, since 2003.

In January, Gwynn and his wife, Dr. Alicia, were among the recipients of Mayor Bob Filner's 2013 Living Legend Awards. The two have a son, Anthony, who has played parts of seven Major League seasons (including two in San Diego), and a daughter, Anisha, who is a nationally acclaimed recording artist.



GWYNN'S COOPERSTOWN CREDENTIALS

Eight National League Batting Titles

1984, 1987-89, 1994-97

(Tied with Honus Wagner for the NL Record)

Four Consecutive Batting Championships (1994-97)

Tied with Honus Wagner (1906-09) for the second longest streak in National League history (Rogers Hornsby won six straight, 1920-25). Only Ty Cobb won more batting titles in succession, winning nine straight (1907-15) in the American League.

16-Time National League All-Star

1984-87, 1989-99, 2001

Elected All-Star Starter 11 Times

1984-86, 1989, 1991-92, 1995-99

Seven Sporting News Silver Slugger Awards

1984, 1986-87, 1989, 1994-95, 1997

Five Sporting News All-League Selections

1984, 1986-87, 1989, 1994

Seven-Time Most Valuable Padre

1984, 1986-88, 1994-95, 1997

Seven National League Hit Titles

(1984, 1986-87, 1989, 1994-95, 1997)

Tied with Pete Rose for the National League record

Seven National League Singles Titles

(1984, 1986-87, 1989, 1994-95, 1997)

National League Record

16 Consecutive Seasons with .300 or Higher Batting Average (1984-99)

Tied with Honus Wagner (1898-99, 1900-13)

for the most in Major League history (Minimum: 400 at-bats or 500 plate appearances)

Padres Career Leader

Games (2,440), at-bats (9,288), batting average (.338), hits (3,141), doubles (543), triples (85), RBI (1,138), runs (1,383), walks (790) and stolen bases (319)

Padres Single-Season Leader

Batting average (.394, 1994), hits (220, 1997), singles (177, 1984), doubles (49, 1997), triples (13, 1987) and on-base percentage (.454, 1994)

Five Rawlings Gold Glove Awards

1986-87, 1989-91

Five-Time National League Player of the Month

April 1984, June 1987, July 1988, August 1993, May 1997

Roberto Clemente Award

1999

Branch Rickey Award for Community Service by a Major League Player

1995

Chairman's Award for Outstanding Community Service by a Padres Player

1995 (inaugural award)

Commissioner's Historic Achievement Award

2001



EDUARDO ORTEGA

Eduardo Ortega, the Spanish-language voice of the Padres, will be calling Padres games for the 27th season in 2013, his 33rd year in the broadcasting business. Ortega does play-by-play for both Spanish radio (XEMO) and Spanish television (FOX Deportes) broadcasts.

One of the most highly regarded Spanish-language sports broadcasters in the business, Ortega has broadcast in the postseason since 1993 for various outlets, including CBS Hispanic Radio Network, Cadena Caracol, LBC Radio Network and ESPN Deportes radio.

He has broadcast 13 MLB All-Star Games, 18 World Series and two no-hitters. Milestones Ortega has called include Tony Gwynn's and Ricky Henderson's 3,000th hits, Randy Johnson's 4,000th strikeout, Mark McGwire's 500th homerun, Barry Bonds' 700th and 755th home runs, Trevor Hoffman's breaking of the all-time saves record, Hoffman's 500th career save, and four of San Diego's five division titles.

Ortega has handled the play-by-play worldwide telecasts of the Caribbean Series for Galavision and Fox Sports for 11 seasons and was the lead Spanish play-by-play voice for the World Baseball Classic in both 2006 and 2009, a role that he will revive for the 2013 WBC semi-finals and championship game.

In addition to his time with the Padres, Ortega served one season (1991) as the voice of the San Francisco Giants, four years as play-by-play announcer for the Tijuana Potros of the Mexican-Pacific Winter League, two seasons broadcasting for Tijuana's team in the northern Sonora Double-A Summer League, and one year as the voice of the Cotton Growers of Torreon, in the Mexican Summer League. Since 2005, he has called Winter League games for the Mexicali Aguilas.

In 2012, Ortega was inducted into the Tijuana Sports Hall of Fame. Previously, he was honored in 2004 by the Tijuana sports media with a Career Achievement Award, and the Mexican Federation of Sportscasters celebrated his 25th anniversary in broadcasting and his multiple contributions to the industry.

In addition, Ortega was named Sportscaster of the Year by the Sportswriters Association of Tijuana in 1997 and Sports Ambassador of Tijuana by the city's mayor in 1998.

Ortega writes a weekly in-season Major League Baseball column, "La Voz de los Padres," which is published in several newspapers in Mexico and San Diego County. He is a Tijuana native and a long-time San Diego resident.





JUAN ANGEL AVILA

Juan Angel Avila is returning for his 16th season in the Padres' Spanish-language broadcast booth. Handling the color and play-by-play duties alongside long-time partner Eduardo Ortega, Avila has been in the booth for the Padres' playoff and World Series games in 1998, as well as the team's Division Series appearances in 2005 and 2006.

In addition to his game broadcasts, Avila writes a weekly Major League Baseball column, *Ruidos del Dugout*, which appears in several newspapers in Mexico.

Avila began his broadcasting career as the play-by-play voice of the Venados de Mazatlan of the Mexican Pacific League from 1992-95 in his native Mazatlan, Sinaloa. He has returned to Mazatlan in the offseason to broadcast Winter League games on television for 17 years. In addition, Avila has served as the lead television announcer for the Caribbean Series for six years, representing Mexico.

In January 2011, the Juan Angel Avila Little League field was dedicated in Avila's honor at club Cardones, in his hometown of Mazatlan.

Avila was presented with the 2001 Sports Award in Mazatlan by the city council and was inducted into the Mazatlan Baseball Hall of Fame in 2008. Additionally, in 1998 the mayor of Tijuana honored him with the Sports Ambassador award.

Avila is a graduate of Universidad Autónoma de Sinaloa, where a classroom has been named after him. In the winter of 2009, he returned to his alma mater to teach a broadcasting and communications course.

Avila resides in Chula Vista with his wife, Erica, and daughters, Airam and Tiffany.



CARLOS HERNANDEZ

Carlos Hernández enters his second season as the main Padres color analyst on FOX Deportes, following a Major League playing career that spanned 11 seasons with the Los Angeles Dodgers (1990-96), San Diego Padres (1997-2000) and St. Louis Cardinals (2000).

Signed by the Dodgers as a free agent in 1984, Hernández became the second Venezuelan catcher in MLB history, following Bo Díaz. He made his Major League debut in 1990 with the Los Angeles Dodgers. A highly skilled defensive player, Hernández spent his Dodgers career (1990-96) mainly as a back-up catcher to Mike Scioscia and Mike Piazza, appearing in 230 games, with 133 starts. He signed with the Padres as a free agent and in his first full season as a regular catch for the organization, Hernández batted .262 with 9 home

runs and 52 RBI in 129 games played.

Hernández finished his career batting .253 (315-1244) with 24 home runs, 141 RBI, 102 runs, 51 doubles, one triple and one stolen base in 488 games played. In 22 postseason games, he hit .299 (20-67) with one home run and two RBI.

In 2004, Hernández successfully led the Toros de Tijuana to the playoff as manager of the Mexican Summer League team.

Hernández returned to the Padres organization in 2005, serving as the club's catching coordinator until 2007. He served as manager of the prestigious Leones del Caracas Venezuelan Winter League club from 2006-08.



SPRING TRAINING



The Padres will spend their 20th Spring Training in Peoria, Ariz. in 2013. The \$32-million Peoria Sports Complex, located 20 miles northwest of downtown Phoenix, serves as the spring home for both the Padres and the Seattle Mariners.

The complex has separate practice facilities for the Padres and Mariners. Each facility has six full fields with four diamonds laid out in a cloverleaf formation, as well as a half-field for infield and baserunning drills and a covered area that houses four batting cages. Each organization has their own building for administrative offices, Major League and minor league clubhouses, weight and training rooms and media workrooms.

The stadium, located between the two camps has permanent seating for 7,000 fans and grass seating in the outfield for an additional 3,000. On March 19, 2010, the Padres and Dodgers attracted a crowd of 10,497, the largest attendance for a Padres home spring training game in Arizona.

The working press box at Peoria Stadium has space for 35 writers and five separate broadcast booths. To reserve broadcast booth space, please contact the Padres Media Relations Department at (623) 412-4000.

PEORIA SPORTS COMPLEX

8131 W. Paradise Lane
Peoria, AZ 85382
(623) 486-7000

Owner City of Peoria
First Game..... Padres vs. Mariners, March 2, 1994
Seating Capacity 10,123

Outfield Dimensions:
Left Field Line.....340 ft.
Left-Center.....385 ft.
Center Field.....410 ft.
Right-Center.....385 ft.
Right Field Line340 ft.

Media Relations Phone Number: (623) 412-4000
Press Box Phone Number: (623) 412-4215

Media Relations Fax Number: (623) 486-9341
Baseball Operations Fax Number: (623) 486-7154

PADRES ANNUAL SPRING TRAINING RESULTS

YEAR	RECORD	ATTENDANCE	YEAR	RECORD	ATTENDANCE	YEAR	RECORD	ATTENDANCE
1969	10-15	14,987	1984	13-17	50,262	1999	20-12-1	104,975
1970	14-12	17,991	1985	11-15	61,421	2000	16-14	96,359
1971	11-14	16,540	1986	16-14	62,103	2001	17-11	77,035
1972	12-8	13,437	1987	13-16	59,531	2002	18-15	83,777
1973	6-16	13,735	1988	11-16	59,485	2003	8-17-2	88,709
1974	10-10	15,748	1989	18-8	69,541	2004	11-20	77,918
1975	10-10	16,462	1990	12-2	23,481	2005	16-14	96,522
1976	8-7	10,420	1991	15-12	63,298	2006	17-11	85,443
1977	16-10	24,279	1992	13-15	63,071	2007	17-14	100,063
1978	15-13	30,270	1993	13-15	64,142	2008	12-14-4	132,361
1979	9-11	35,180	1994	11-18	91,011	2009	10-21	88,794
1980	8-10	27,881	1995	3-8-1	38,375	2010	18-10	79,671
1981	12-13	30,972	1996	20-13	75,385	2011	13-17-1	75,906
1982	15-8	29,788	1997	20-11	82,752	2012	20-16	87,962
1983	12-13	47,000	1998	19-10-3	104,995	Total	589-559-62	2,590,039

PETCO PARK SEATING



SEATING SECTIONS

FIELD VIP
PREMIER CLUB
FIELD INFIELD
TOYOTA TERRACE VIP
TOYOTA TERRACE INFIELD
FIELD PLAZA
FIELD BOX
TOYOTA TERRACE RESERVED
FIELD RESERVED
LEFT FIELD LOWER BOX
RIGHT FIELD LOWER BOX
RIGHT FIELD TABLES
UPPER BOX INFIELD
TOYOTA TERRACE PAVILION
FIELD PAVILION
LEFT FIELD UPPER BOX

RIGHT FIELD LOWER RESERVED
UPPER BOX RESERVED
UPPER INFIELD
LEFT FIELD RESERVED
UPPER BOX PAVILION
RIGHT FIELD UPPER BOX
UPPER RESERVED
RIGHT FIELD UPPER RESERVED
UPPER PAVILION
ALL-YOU-CAN-EAT SECTION*
BLEACHERS
PARK AT THE PARK GA**
BEACH CLUB

*EXCLUDES OPENING DAY 2013

PARK AT THE PARK PASSES ARE AVAILABLE FOR PURCHASE TWO WEEKS PRIOR TO EACH HOME GAME. NO ACCESS TO HALL OF FAME PATIO WITH A PARK AT THE PARK PASS.

WHEELCHAIR, COMPANION, SEMI-AMBULATORY AND TRANSFER SEATS ARE OFFERED IN ALL TICKET CATEGORIES. FOR MORE INFORMATION CALL (619) 735-5018.

MISCELLANEOUS



SAN DIEGO PADRES 2013 SCHEDULE

APRIL							
SUN	MON	TUE	WED	THU	FRI	SAT	
	1 NYM 10:10	2	3 NYM 4:10	4 NYM 10:10	5 COL 1:10	6 COL 5:10	
7 COL 1:10	8	9 LAD 3:40	10 LAD 7:10	11 LAD 7:10	12 COL 7:10	13 COL 5:40	
14 COL 1:10	15 LAD 7:10	16 LAD 7:10	17 LAD 7:10	18	19 SF 7:15	20 SF 6:05	
21 SF 1:05	22 MIL 7:10	23 MIL 7:10	24 MIL 7:10	25	26 SF 7:10	27 SF 5:40	
28 SF 1:10	29 CHC 5:05	30 CHC 7:05					

JULY							
SUN	MON	TUE	WED	THU	FRI	SAT	
	1 MIA 4:10	2 BOS 4:10	3 BOS 4:10	4 BOS 10:35	5 WAS 4:05	6 WAS 1:05	
7 WAS 10:35	8 COL 7:10	9 COL 7:10	10 COL 7:10	11 SF 7:10	12 SF 7:10	13 SF 7:10	
14 SF 1:10	15	16 ALL-STAR GAME	17	18	19 STL 5:15	20 STL 4:15	
21 STL 11:15	22 MIL 5:10	23 MIL 5:10	24 MIL 5:10	25 MIL 11:10	26 ARZ 6:40	27 ARZ 5:10	
28 ARZ 1:10	29 CIN 7:10	30 CIN 7:10	31 CIN 12:40				

MAY							
SUN	MON	TUE	WED	THU	FRI	SAT	
			1 CHC 5:05	2 CHC 11:20	3 ARZ 7:10	4 ARZ 5:40	
5 ARZ 1:10	6 MIA 7:10	7 MIA 7:10	8 MIA 12:40	9	10 TB 4:10	11 TB 3:10	
12 TB 10:40	13	14 BAL 4:05	15 BAL 9:35	16 WAS 7:10	17 WAS 7:10	18 WAS 5:40	
19 WAS 1:10	20 STL 7:10	21 STL 7:10	22 STL 7:10	23	24 ARZ 6:40	25 ARZ 7:10	
26 ARZ 1:10	27 SEA 1:10	28 SEA 7:10	29 SEA 7:10	30 SEA 12:40	31 TOR 7:10		

AUGUST							
SUN	MON	TUE	WED	THU	FRI	SAT	
				1	2 NYY 7:10	3 NYY 5:40	
4 NYY 1:10	5	6 BAL 7:10	7 BAL 12:40	8	9 CIN 4:10	10 CIN 4:10	
11 CIN 10:10	12 COL 5:40	13 COL 5:40	14 COL 12:10	15 NYY 7:10	16 NYY 7:10	17 NYY 5:40	
18 NYY 1:10	19 PIT 7:10	20 PIT 7:10	21 PIT 3:40	22	23 CHC 7:10	24 CHC 5:40	
25 CHC 1:10	26 ARZ 6:40	27 ARZ 6:40	28 ARZ 6:40	29	30 LAD 7:10	31 LAD 6:10	

JUNE							
SUN	MON	TUE	WED	THU	FRI	SAT	
						1 TOR 7:10	
2 TOR 7:10	3 LAD 7:10	4 LAD 7:10	5 LAD 7:10	6 COL 5:40	7 COL 5:40	8 COL 4:15	
9 COL 1:10	10 ATL 7:10	11 ATL 7:10	12 ATL 12:40	13	14 ARZ 7:10	15 ARZ 7:10	
16 ARZ 1:10	17 SF 7:15	18 SF 7:15	19 SF 12:45	20 LAD 7:10	21 LAD 7:10	22 LAD 4:15	
23 LAD 1:10	24 PHI 7:10	25 PHI 7:10	26 PHI 7:10	27	28 MIA 4:10	29 MIA 4:10	

SEPTEMBER							
SUN	MON	TUE	WED	THU	FRI	SAT	
1 LAD 1:10	2 SF 12:40	3 SF 7:10	4 SF 3:40	5	6 COL 7:10	7 COL 5:40	
8 COL 1:10	9	10 PHI 4:05	11 PHI 4:05	12 PHI 4:05	13 ATL 4:30	14 ATL 4:10	
15 ATL 10:35	16 PIT 4:05	17 PIT 4:05	18 PIT 4:05	19 PIT 9:35	20 LAD 7:10	21 LAD 5:40	
22 LAD 1:10	23 ARZ 7:10	24 ARZ 7:10	25 ARZ 7:10	26 ARZ 3:40	27 SF 7:15	28 SF 1:05	
29 SF 1:05	30						

REGULAR SEASON

HOME GAMES - Petco Park

ROAD GAMES

All times are Pacific time. All elements of this schedule are subject to change.

619.795.5555

padres.com

padresbeisbol.com