



# OMAHA STORM CHASERS GAME NOTES

## vs. NORFOLK TIDES

LHP Noah Cameron (2-0, 1.65 ERA) vs. RHP Kyle Brnovich (1-0, 4.26 ERA)

Friday, April 18, 2025 | Game #18 | Home Game #10

6:35 p.m. CT First Pitch | Werner Park | Papillion, Nebraska

Radio: News Talk 1290 KOIL | Video: Bally Sports Live, MiLB.TV

9-8



7-11



Triple-A Affiliate of the Kansas City Royals | 12356 Ballpark Way, Papillion, Nebraska 68046 | (402) 738-5100 | omahastormchasers.com | @OMASstormChasers

### UPCOMING SCHEDULE & PROBABLE PITCHERS

#### UPCOMING GAMES

Saturday, April 19  
Sunday, April 20  
Monday, April 21  
Tuesday, April 22

#### OPPONENT

NORFOLK  
NORFOLK  
off (travel to Toledo)  
@ Toledo

#### TIME (CT)

2:05 p.m. CT  
2:05 p.m. CT  
5:35 p.m. CT

#### PROBABLE PITCHERS

RHP Chandler Champlain (0-1, 10.13 ERA) vs. TBD  
RHP Thomas Hatch (0-0, 6.91 ERA) vs. TBD  
TBD vs. TBD

### THE MATCHUP

(RANKING IN PARENTHESES = INTERNATIONAL LEAGUE RANKING)  
(BOLD = TRIPLE-A LEADER) (ITALICS = TRIPLE-A WORST)

248 (9TH)	AVG >	.258 (5TH)	5.22 (18TH)	ERA >	4.99 (16TH)
92 (5TH)	R >	93 (3RD)	1.52 (13TH)	<WHIP	1.53 (14TH)
138 (8TH)	H >	156 (2ND)	.261 (13TH)	AVG >	.250 (11TH)
18 (6TH)	HR >	22 (1ST)	1500 (9TH)	IP >	155.0 (4TH)
87 (1ST)	< BB	80 (17TH)	152 (17TH)	- H	- 152 (17TH)
165 (14TH)	< K	168 (15TH)	97 (17TH)	< R	102 (19TH)
31 (3RD)	< SB	21 (9TH)	18 (15TH)	- HR	- 18 (15TH)
.354 (4TH)	< OBP	.344 (8TH)	76 (15TH)	< BB	85 (19TH)
.409 (6TH)	SLG >	.413 (4TH)	168 (6TH)	K >	183 (2ND)
.763 (4TH)	< OPS	.757 (6TH)	1 (5TH)	< SHO	0 (14TH)

### YESTERDAY'S GAME

	1	2	3	4	5	6	7	8	9	R	H	E	LO
Norfolk	0	0	0	0	0	0	2	0	0	2	8	0	7
Omaha	0	0	0	0	0	1	0	3	x	4	6	0	9

WIN: Junior Fernandez (2-1) | LOSS: Grant Wolfram (0-1) | SAVE: Jonathan Bowlan (2)

### NOTES AND NUGGETS

#### SEASON 56

Omaha began the 56th season in franchise history March 28 against the I-Cubs at Principal Park in Des Moines, Iowa ... this is the 14th season in the Storm Chasers era.  
✦ Omaha is coming off a 2024 campaign in which they went 89-59 (.601 winning percentage) to finish 1st in the 20-team International League during the regular season, before going on to win the International League Championship Series.

#### LET'S GET TRANSACTIONAL

- The Storm Chasers have made a handful of moves through the first half of this week.
- ✦ Right-handed pitcher **Ryan Hendrix** was transferred to Omaha Monday, from Double-A Northwest Arkansas ... he took the spot of **Evan Sisk**, who was recalled by Kansas City on Saturday.
  - ✦ Tuesday, **Mark Canha** joined the Storm Chasers on a Major League rehab assignment ... the first baseman and outfielder was placed on the Royals' 10-Day Injured List with a left abductor strain ... he is eligible to re-join the Royals 26-man roster this Saturday, April 19.
  - ✦ Wednesday, infielder **Dustin Dickerson** joined the Storm Chasers, up from Double-A Northwest Arkansas ... he made his Triple-A debut in the 9th inning, playing shortstop and drawing a walk.
  - ✦ Yesterday, infielder **Cam Devenney** was placed on Omaha's Injured List, retroactive to Wednesday ... right-hander pitcher **Ryan Brady** was called up from Double-A Northwest Arkansas to take his spot on the Storm Chasers' 28-man active roster ... Brady's threw 2.0 scoreless innings yesterday, his AAA debut.

#### TIME AND THE NORFOLK TIDES WAIT FOR NO ONE

Today is the 4th of a 6-game series with the Norfolk Tides, Baltimore's Triple-A affiliate, the first meeting between the two teams since Omaha joined the International League in 2021.

- ✦ Norfolk is the first of 3 teams that comes to Werner Park for the first time in 2025 ... the Durham Bulls (Rays affiliate) make their first visit to Omaha from June 17 to 22, while the Charlotte Knights (White Sox affiliate) visit from September 9 to 14.
- ✦ When the 2025 season ends, the Worcester Red Sox will be the only team in the International League Omaha has not played ... the Storm Chasers have still not made road trips to Norfolk, Durham, Jacksonville, Charlotte, Lehigh Valley or Worcester.

#### LET'S GET IT ON... BASE

Omaha's 87 walks lead the International League and are the 7th-most in Minor League Baseball ... the team's .354 on-base percentage ranks 4th in the IL, despite ranking 9th in batting average.

- ✦ Infielder **Nick Loftin** has drawn 20 walks, the most of any Minor League hitter ... he has drawn a walk in 14 of 17 games, with multiple walks in 5 games.
- ✦ Beyond the walks, Loftin has consistently been reaching base for Omaha, he's gotten on at least once in all 17 games this year for the Chasers, tied for the longest active on-base streak in the Minor Leagues.
- ✦ Nick's .500 on-base percentage ranks 1st on Omaha, tied 3rd in the International League and tied 4th in Triple-A.

#### GET TO KNOW THIS FEELIN' THAT'S SO STRONG ... LEAD ON

Outfielder **John Rave** has been Omaha's leadoff hitter since mid-April 2024 and has started 2025 as one of the top leadoff hitters in the Minors.

- ✦ Rave has hit leadoff in 15 of Omaha's 17 games this year, and he's gotten on base to begin 6 of 15 times, including 5 hits to open the first inning ... his 2 leadoff home runs are tied for the most in the Minor Leagues, while 5 hits ranks 2nd.
- ✦ He leads the Minor Leagues with 9 hits and 18 total bases when leading off an inning ... he's slashing .375/.423/.750 leading off innings.

#### FAMILY MATTERS

Utility player (and former Minnesota Twin) **Nick Gordon** joined the Storm Chasers last week in St. Paul, following in the footsteps of his father.

- ✦ Nick's father, **Tom Gordon**, pitched 4 games for Omaha, 1 in 1986 and 3 in 1988, before making his MLB debut in 1988 ... he pitched 890 MLB games in 21 seasons.
- ✦ Nick and Tom are the 2nd father/son duo to play for the Triple-A Omaha franchise ... **John Wathan** played for Omaha in 1972 and 1975-76 (and managed Omaha in 1987), while his son **Dusty Wathan** played for Omaha in 2002.

#### SACRIFICIAL LOVE

Omaha leads the International League in both sacrifices (6) and sacrifice flies (8).  
✦ The Chasers led the IL in sacrifice bunts last year, with 38 ... the 6 sacrifice bunt this year are tied for the Minor League lead ... 8 sac flies rank 2nd in the Minor Leagues.

### PAPILLION WEATHER

FIRST PITCH: 57°  
HIGH: 57° | LOW: 39°  
PRECIPITATION: 25%

Cloudy during the early evening, then gradual clearing.  
North northwest wind 6 to 13 mph, gusts up to 22 mph.

### AT A GLANCE

#### STREAKS

Current Streak.....W1  
Longest Win Streak.....W3  
Longest Loss Streak.....L3

#### RECENT

Last 5 Games.....4-1  
Last 10 Games.....5-5  
Last 20 Games.....9-8

#### SPLIT SEASON

1st Half.....9-8  
2nd Half.....0-0

#### HOME/AWAY

Home Games.....5-4  
Away Games.....4-4

#### TOTAL HOME ROAD

Longest Win Streak W3 W3 W1  
Longest Loss Streak L3 L2 L3

Night Games (5 PM OR LATER) 4-5 3-1 1-4  
Day Games (BEFORE 5 PM) 5-3 2-3 3-0

March	1-1	---	1-1
April	8-7	5-4	3-3
May	0-0	0-0	0-0
June	0-0	0-0	0-0
July	0-0	0-0	0-0
August	0-0	0-0	0-0
September	0-0	0-0	0-0

vs. Buffalo	0-0	---	0-0
vs. Charlotte	0-0	0-0	---
vs. Columbus	0-0	0-0	0-0
vs. Durham	0-0	0-0	---
vs. Indianapolis	0-0	0-0	0-0
vs. Iowa	1-1	0-0	1-1
vs. Lehigh Valley	0-0	0-0	---
vs. Louisville	3-3	3-3	0-0
vs. Norfolk	2-1	2-1	---
vs. Salt Lake	0-0	---	0-0
vs. St. Paul	3-3	0-0	3-3
vs. Syracuse	0-0	---	0-0
vs. Toledo	0-0	0-0	0-0

on Tuesday	2-1	1-1	1-0
on Wednesday	1-2	1-1	0-1
on Thursday	2-1	2-0	0-1
on Friday	1-2	1-0	0-2
on Saturday	2-1	0-1	2-0

### ABS CHALLENGES

TEAM	TOTAL	WON	LOST	RATE
OMAHA	34	13	21	38%
OPPONENTS	32	13	19	41%

### ON THIS DAY...

RECORD ON APRIL 18 (SINCE 2000): 9-10, L2

LAST WIN: 4/18/19 @ OKLAHOMA CITY, W 5-3

LAST LOSS: 4/18/24 @ NASHVILLE, L 9-1

### OMAHA vs. NORFOLK

All-Time .....12-11 (.522)

All-Time in Omaha (Since 2021) .....2-1 (.667)

All-Time in Norfolk (Since 2021) .....

2025 vs. Norfolk .....2-1 (.667)

in Omaha .....2-1 (.667)

in Norfolk .....

DATE	SITE	RESULT	WIN	LOSS	SAVE
4/15/25 OMA	W, 9-8	J. Wallace	C. Martin	J. Bowlan	
4/16/25 OMA	L, 15-6	T. Ward	C. Noriega	-	
4/17/25 OMA	W, 4-2	J. Fernandez	G. Wolfram	J. Bowlan	
4/18/25 OMA	6:35 PM CT				
4/19/25 OMA	2:05 PM CT				
4/20/25 OMA	2:05 PM CT				

The 20 previous meetings between these two franchises came during the *Triple-A Alliance*, an interleague partnership between two Triple-A leagues from 1988 to 1991. 40-44 interleague games were played each year between teams from the American Association (AA) and International League (IL). Games during these seasons would have pitted the AA's **Omaha Royals** against the IL's **Tidewater Tides**.

### RAISING ROYALTY

6 Omaha players appear on a Top-30 Royals prospects ranking

PLAYER (POSITION)	MLB Pipeline	Baseball America
Noah Cameron (LHP)	Royals No. 5	Royals No. 8
Luinder Avila (RHP)	Royals No. 19	Royals No. 22
Chandler Champlain (RHP)	Royals No. 20	Royals No. 13
Tyson Guerrero (LHP)	Royals No. 24	-
Tyler Gentner (OF)	Royals No. 25	-
Eric Cerantola (RHP)	Royals No. 28	-

### BALTIMORE BOUND

4 Tides players appear on a Top-30 Orioles prospects ranking

PLAYER (POSITION)	MLB Pipeline	Baseball America
Coby Mayo (INF)	BAL No.2/MLB No.13	BAL No.2/MLB No.28
Dylan Beavers (OF)	Orioles No. 6	Orioles No. 7
Cameron Weston (RHP)	Orioles No. 17	Orioles No. 13
Jud Fabian (OF)	Orioles No. 24	Orioles No. 9

### NEBRASKA & IL POPULATIONS

NEBRASKA TOWN/VILLAGE	INTERNATIONAL LEAGUE CITY	POP. DIFF.
Norfolk, NE - 26,147	Norfolk, VA - 230,930	204,783
Columbus, NE - 24,464	Columbus, OH - 913,175	888,711
St. Paul, NE - 2,427	St. Paul, MN - 303,820	301,393
Syracuse, NE - 1,974	Syracuse, NY - 145,560	143,586
Louisville, NE - 1,408	Louisville, KY - 622,981	621,573
Memphis, NE - 110	Memphis, TN - 618,639	618,529

NOAH CAMERON'S SPLITS

SPLIT	2025										CAREER									
	IP	H	R	ER	K	BB	HR	ERA	P		IP	H	R	ER	K	BB	HR	ERA	P	
Home	5.0	3	2	1	6	3	1	1.80	77		145.1	126	71	60	175	45	15	3.72	2348	
Away	11.1	6	2	2	12	3	0	1.59	176		167.0	167	80	74	216	48	22	3.99	2699	
Day	10.1	7	4	3	13	5	1	2.61	175		64.2	48	23	19	90	22	5	2.64	1056	
Night	6.0	2	0	0	5	1	0	0.00	78		247.2	245	128	115	301	71	32	4.18	3991	
vs Left	4.2	3	-	-	3	1	1	-	72		74.0	67	-	-	90	23	9	-	1209	
vs Right	11.2	6	-	-	15	5	0	-	181		235.1	226	-	-	301	70	28	-	3845	
March	-	-	-	-	-	-	-	-	-		-	-	-	-	-	-	-	-	-	
April	16.1	9	4	3	18	6	1	1.65	253		75.2	62	31	27	95	27	9	3.21	1225	
May	-	-	-	-	-	-	-	-	-		58.0	41	20	18	85	15	5	2.79	886	
June	-	-	-	-	-	-	-	-	-		42.1	45	31	24	50	18	7	5.10	762	
July	-	-	-	-	-	-	-	-	-		44.0	52	21	20	51	8	4	4.09	738	
August	-	-	-	-	-	-	-	-	-		65.0	63	30	27	77	15	7	3.74	990	
September	-	-	-	-	-	-	-	-	-		27.1	30	18	18	33	10	5	5.93	446	
October	-	-	-	-	-	-	-	-	-		-	-	-	-	-	-	-	-	-	

NOAH CAMERON'S ARSENAL (2025)

PITCH	USAGE	P	S	B	WHIFFS	STRIKE %	WHIFF %	ZONE %	SO	OPS	AVG	HR	STATCAST		
													VELO	RPM	HORIZBRK
Four-seam FB	34.0%	86	54	32	8	63.0%	21.6%	53.5%	5	.654	.200	1	93.2	2350	-6.2
Changeup	26.9%	68	44	24	19	65.0%	46.3%	48.5%	4	.083	.000	0	81.0	1491	-11.6
Slider	14.6%	37	25	12	7	68.0%	31.8%	45.9%	7	.334	.167	0	84.8	2383	2.8
Cutter	12.6%	32	21	11	5	66.0%	29.4%	40.6%	2	.490	.182	0	88.9	2448	2.4
Curveball	11.9%	30	16	14	2	53.0%	33.3%	46.7%	0	1.500	.500	0	81.3	2283	2.8

LAST TIME OUT: APRIL 13 @ ST. PAUL

PITCH	USAGE	P	S	B	WHIFFS	STRIKE %	WHIFF %	ZONE %	SO	OPS	AVG	HR	STATCAST		
													VELO	RPM	HORIZBRK
Four-seam FB	32.7%	32	19	13	3	59.0%	23.1%	40.6%	3	.250	.000	0	93.9	2367	-6.2
Changeup	21.4%	21	12	9	5	57.0%	41.7%	42.9%	0	.000	.000	0	80.7	1474	-11.2
Slider	23.5%	23	17	6	5	74.0%	29.4%	34.8%	4	.500	.250	0	84.9	2431	2.6
Cutter	16.3%	16	11	5	1	69.0%	12.5%	43.8%	0	.500	.250	0	89.2	2475	2.6
Curveball	6.1%	6	4	2	0	67.0%	0.0%	50.0%	0	3.000	1.000	0	81.6	2249	2.3

ARSENAL vs. RIGHT, 2025

PITCH	USAGE	P	S	B	WHIFFS	STRIKE %	WHIFF %	ZONE %	SO	OPS	AVG	HR	STATCAST		
													VELO	RPM	HORIZBRK
Four-seam FB	27.1%	49	30	19	3	61.0%	15.8%	51.0%	2	.650	.250	0	93.2	2337	-6.6
Changeup	32.6%	59	38	21	17	64.0%	48.6%	44.1%	4	.000	.000	0	81.1	1493	-11.7
Slider	13.8%	25	16	9	6	64.0%	46.2%	36.0%	7	.250	.125	0	84.3	2331	2.6
Cutter	17.7%	32	21	11	5	66.0%	29.4%	40.6%	2	.490	.182	0	88.9	2448	2.4
Curveball	8.8%	16	6	10	1	38.0%	100.0%	37.5%	0	.000	.000	0	80.2	2267	2.1

ARSENAL vs. LEFT, 2025

PITCH	USAGE	P	S	B	WHIFFS	STRIKE %	WHIFF %	ZONE %	SO	OPS	AVG	HR	STATCAST		
													VELO	RPM	HORIZBRK
Four-seam FB	51.4%	37	24	13	5	65.0%	27.8%	56.8%	3	.625	.125	1	93.2	2366	-5.7
Changeup	12.5%	9	6	3	2	67.0%	33.3%	77.8%	0	.250	.000	0	80.4	1472	-11.2
Slider	16.7%	12	9	3	1	75.0%	11.1%	66.7%	0	.500	.250	0	85.8	2493	3.3
Curveball	19.4%	14	10	4	1	71.0%	20.0%	57.1%	0	1.500	.500	0	82.6	2301	3.6

TIDES HITTERS vs. NOAH CAMERON (CAREER)

PLAYER	G	AB	H	HR	RBI	2B	3B	SO	BB	IBB	AVG	OBP	SLG
--------	---	----	---	----	-----	----	----	----	----	-----	-----	-----	-----

NOAH CAMERON SCOUTING REPORT

MLB Pipeline	Baseball America
Scouting grades: Fastball: 50   Curveball: 55   Changeup: 60   Cutter: 50   Control: 55   Overall: 50	Scouting Grades: Fastball: 50   Curveball: 55   Changeup: 60   Cutter: 50   Control: 55
Somewhat of a local product from nearby St. Joseph, Mo., Cameron was selected by his favorite team in the seventh round of the 2021 Draft out of Central Arkansas. He had undergone Tommy John surgery that year, so his pro debut was delayed until 2022. The lefty has had a steady progression through the Minors since, and 2024 was his best year yet, when he put together a 3.08 ERA across 25 starts (128 2/3 innings) between Double-A and Triple-A. His run in Triple-A nearly had him in the big leagues by year's end, with a 2.32 ERA in nine starts, a 1.01 WHIP and 62 strikeouts to just 11 walks in 54 1/3 innings.	<b>Track Record:</b> Cameron continues to defy projections that say he doesn't have enough power on his fastball to consistently retire more advanced hitters. He has maintained his advance through the Royals' system without hitting that imaginary wall. The Missouri native, who missed his junior season at Central Arkansas to Tommy John surgery, has performed consistently well at every level since first getting into minor league games in 2022, one year after being drafted in the seventh round. His nine starts at Triple-A Omaha to end 2024 represents the best run of his career, with a 2.32 ERA and 62 strikeouts to just 11 walks in 54.1 innings.
What stands out about Cameron is his command. He's a strikethrower, and he doesn't walk batters: He had just a 6.7% walk rate in the Minors in '24. There was an uptick in his fastball, averaging 92 mph but with flashes of the mid-to-upper 90s. Although it can be susceptible to hard contact at times, it also grades better because of its command and how well it plays with his other pitches. Cameron's bread and butter pitch is his plus changeup, a low-80s offering that tumbles and misses a ton of bats. He mixes in a plus upper-70s curveball that has a tight break and tunnels well with his fastball. He also brought back an upper-80s cutter, an effective pitch that helps his fastball play better by adding another dimension for the hitter to think about. Cameron is beginning to tinker with a slider too, potentially giving him a fourth pitch. With a clean over-the-top delivery, Cameron understands how to use his pitches -- and how they play off each other -- to keep hitters off balance.	<b>Scouting Report:</b> A finesse lefthander with a sneaky four-seam fastball averaging 92 mph, Cameron excels because of the deceptive life on the pitch and its good vertical carry, helping to compensate for lower velocity. He added an extra tick of zip in 2024 and now touches 96 mph, and he may still have more in the tank. Cameron's best secondary pitch is a plus low-80s changeup with good vertical separation off his fastball. It's a deceptive pitch with big tumble, depth and command. Cameron has good feel for an above-average 78-83 mph curveball with 11-to-5 shape and tight break that he throws for strikes and tunnels well with the fastball. His fourth pitch is an 88-91 mph cutter with average horizontal movement. Cameron gets swings and misses from both his changeup and curve, and he's a savvy hurler who mixes his pitches well. His arm action and repeatable over-the-top delivery work well.
Cameron's mix, in addition to his command and makeup give him a starter's projection, and now he's on the cusp of Kansas City as one. The Royals added him to the 40-man roster last November and see him as a future part of their rotation. Cameron will likely return to Triple-A aiming for more sustained success with his debut coming at some point this year.	<b>The Future:</b> Cameron's next big test will be to see if he can repeat the success he had in Triple-A, leading to a determination on if he's got enough stuff to face big league hitters. The Royals added him to the 40-man roster in November, and he could make his MLB debut in 2025.



## #52 NOAH CAMERON

BATS LEFT    THROWS LEFT    HEIGHT 6'3"    WEIGHT 235

FULL NAME Noah Cameron

BORN July 17, 1999 in St. Joseph, Missouri (Age 25)

DRAFTED Round 7 - 2021 (199<sup>th</sup> Overall, Kansas City Royals)

COLLEGE University of Central Arkansas (Conway, Arkansas)

HIGH SCHOOL Central High School (St. Joseph, Missouri)

SEASON WITH STORM CHASERS 2<sup>ND</sup> Season

MLB SERVICE TIME (ENTERING 2025) 0.000

## TODAY'S START

- ✓ Cameron is making his **4th start with Omaha** this season ... made Omaha's 2025 Breaking Roster, after ending the 2024 season in Triple-A with the Storm Chasers ... was added to Kansas City's 40-Man roster this offseason.
- ✓ Playing his 4th professional season this year, all have come in the Royals organization.
- ✓ Since making his professional debut in 2022, Cameron leads Royals Minor League pitchers in strikeouts (398) and starts (71) ... among 22 Royals Minor League arms that have thrown at least 200.0 innings since 2022, he ranks 1st in K/9 (11.26), K% (29.8%) and K-BB% (22.8%) ... he has the highest line drive rate too (25.0%).
- ✓ **Ranked by MLB Pipeline as the No. 5 Royals prospect.**
- ✓ **Ranked by Baseball America as the No. 8 Royals prospect.**

## ARSENAL

4-SEAM: 34.0%+93.2MPH | CHANGEUP: 26.9%+81.0MPH | SLIDER: 14.6%+84.8MPH | CUTTER: 12.6%+88.9MPH | CURVEBALL: 11.9%+81.3MPH

## LAST OUTING: SUNDAY, APRIL 13 @ St. PAUL

Worked two scoreless innings to open the game, stretching his scoreless streak to 12.0 innings, dating back to his first start of the year ... after getting the first 2 outs of the 3rd inning, allowed a walk, single and 2-run double to Emmanuel Rodriguez ... struck out the side in the 4th, worked a scoreless 5th ... needed 17 pitches to get his first out of the 6th inning, issued a leadoff walk and ended his day with a 10-pitch strikeout, a season-high 98 pitches.

## 2025 HIGHLIGHTS

- ✓ Made 4 Cactus League appearances (1 start) for the Royals in Major League Spring Training ... allowed 4 earned runs over 10.0 innings (3.60 ERA), with 11 hits, 1 walk and 7 strikeouts ... optioned to Triple-A on March 10.
- ✓ Started the Royals' Spring Breakout game, on March 14 @ Arizona ... in 3.0 innings, allowed 2 runs on 6 hits and 3 walks, with 4 strikeouts ... allowed 2 runs in the 1st, threw scoreless 2nd and 3rd innings, but took the loss.
- ✓ In his first start of the season, on April 2 vs. Louisville, retired 12 of his final 14 hitters.

## CAREER NOTES

- 2024**
- ✓ Started 26 games between Omaha and Northwest Arkansas (AA), including 1 postseason start for Omaha ... opened the year at Double-A and made 17 starts for the Nationals before being promoted to Triple-A July 28, ending the season in Omaha.
  - ✓ Led Royals minor league pitchers with 149 strikeouts and had the 3rd-best ERA (3.08) ... ranked 2nd in innings (128.2) and tied 2nd in starts (25) ... 5th among qualified arms in the system in WHIP (1.21).
  - ✓ Threw 9 quality starts: 2 for NW Arkansas (AA) and 7 with Omaha (AAA) ... 6 of 7 quality starts with Omaha came in his first 6 at the Triple-A level (July 31 to August 31) ... over those 6 starts, went 2-1 with a 1.64 ERA (7 ER in 38.1 IP).
  - ✓ In Triple-A debut July 31 @ Rochester (WSH), pitched into the 7th inning with 1 run, 0 walks and 10 strikeouts.
  - ✓ Compiled a streak of 29.1 inning without issuing a walk, between July 11 (3rd inning) and August 13 (3rd inning) ... streak spanned parts of 6 starts (last 3 in AA and first 3 in AAA).
  - ✓ Named International League Pitcher of the Month for August, going 2-1 with a 1.71 ERA (6 ER in 31.2 IP) and 36 strikeouts in 5 starts (all quality starts), in his first full month in Triple-A.

- 2023**
- ✓ Split the season between Quad Cities (A+) and NW Arkansas (AA) and combined to go 5-12 over 24 starts between the two levels, with a 5.28 ERA (63 ER in 107.1 IP).
  - ✓ Ranked 3rd among Royals Minor League pitchers in strikeouts and tied 4th in starts ... among those in the system with at least 100.0 innings, ranked 1st in K/9 (11.07) and K/BB (3.77).
  - ✓ In High-A, walked just 9 to 58 strikeouts (6.44 K/BB), but after being promoted to Double-A on May 19, walked 26 compared to 74 strikeouts (2.85 K/BB) with NWA.
  - ✓ In his Double-A debut on May 24 at Tulsa (LAD), threw a career-high 7.0 shutout innings with 3 hits and 6 strikeouts ... lost his next seven starts, between May 30 and July 20.

- 2022**
- ✓ Made his professional debut and largely split the season between Columbia (A) and Quad Cities (A+), with a rehab stint with the ACL Royals (R) as well ... between the three levels, combined to go 2-3 across 19 starts, with a 3.56 ERA (26 ER in 65.2 IP) with 16 walks to 99 strikeouts (6.19 K/BB).
  - ✓ Named a Royals MiLB.com Organization All-Star as a left-handed starting pitcher ... among Royals Minor League pitchers with at least 60.0 innings, ranked 1st in K/9 (13.57), K/BB and K% (36.7%).
  - ✓ In High-A debut on May 22 @ Dayton (CIN), set a career-high with 12 strikeouts over 4.0 innings, around 3 hits.

- 2021**
- ✓ Did not pitch professionally in the months after being drafted by the Royals (or during the college season), after undergoing Tommy John surgery in August 2020.

## COLLEGE (UNIVERSITY OF CENTRAL ARKANSAS, 2019-2021)

- ✓ Pitched two seasons at Central Arkansas, combined for a 2.86 ERA (39 ER in 122.2 IP) with 122 strikeouts in 18 starts for the Bears (Southland Conference) ... named a Freshman All-American by Collegiate Baseball in 2019.
- ✓ Made 3 starts for the Northwest League's Willmar Stingers during the summer of 2020 then underwent Tommy John surgery in August 2020, keeping him out of action in 2021.

## MISCELLANEOUS

- ✓ **2018:** Graduated from Central High School where he was a three-time First-Team All-Conference pitcher and first baseman ... a four-sport athlete: a punter in football, goalie in soccer and shooting forward in basketball.
- ✓ Grew up a Kansas City Royals fan, just an hour north of Kauffman Stadium in St. Joseph, Missouri and would attend two or three games a year at the "K."

## SEASON &amp; CAREER HIGHS

2025 SEASON				PRO CAREER			
4/8/2025 @ St. Paul (MIN)	6.0	INNINGS PITCHED	7.0 (2x)	Last: 8/31/2024 vs. St. Paul (MIN)			
4/13/2025 @ St. Paul (MIN)	4	HITS	10 (3x)	Last: 7/4/2024 @ Springfield (STL)			
Last: 4/13/2025 @ St. Paul (MIN)	2 (2x)	RUNS	7	5/9/2023 vs. Cedar Rapids (MIN)			
4/13/2025 @ St. Paul (MIN)	2	EARNED RUNS	7	5/9/2023 vs. Cedar Rapids (MIN)			
4/2/2025 vs. Louisville (CIN)	1	HOME RUNS	3 (3x)	Last: 9/6/2024 @ Memphis (STL)			
4/2/2025 vs. Louisville (CIN)	3	WALKS	4 (4x)	Last: 8/24/2024 @ Buffalo (TOR)			
4/13/2025 @ St. Paul (MIN)	7	STRIKEOUTS	12	5/22/2022 @ Dayton (CIN)			
Last: 4/13/2025 @ St. Paul (MIN)	21 (3x)	BATTERS FACED	27	7/31/2024 @ Rochester (WAS)			
4/13/2025 @ St. Paul (MIN)	98	PITCHES THROWN	100	9/24/2024 vs. Columbus (CLE)			
4/2/25 (2 <sup>nd</sup> Inn.) to 4/13/25 (2 <sup>nd</sup> Inn.)	12.0 IP	SCORELESS STREAK	15.0 IP	5/16/23 (1 <sup>st</sup> Inn.) to 5/30/23 (2 <sup>nd</sup> Inn.)			

## 2025 RUN SUPPORT (OMAHA 3-0 IN CAMERON STARTS)

RUNS SCORED	0	1	2	3	4	5	6	7	8	9	10+
GAMES		1	1								1
PLAYER W-L	0-0	1-0									1-0
Team W-L	1-0	1-0									1-0

## 2025 GAME-BY-GAME

DATE	TEAM	GS	OPPONENT	RESULT	LEFT GAME	DEC	IP	H	R	ER	HR	BB	SO	BF	NP-S
4/2	OMA	✓	vs. Louisville	W, 12-6	End 5th, winning 11-2	W	5.0	3	2	1	1	0	3	6	21 77 - 47
4/8	OMA	✓	@ St. Paul (Q)	W, 3-0	Middle 7th, winning 2-0	W	6.0	2	0	0	0	0	1	5	21 78 - 50
4/13	OMA	✓	@ St. Paul	W, 5-3	Bottom 6th, losing 2-1	-	5.1	4	2	2	0	0	2	7	21 98 - 63

(Q) Indicates Quality Start

## 2025 BATTED BALL STATISTICS (TRIPLE-A)

BABIP	GB/FB	LD%	GB%	FB%	IFFB%	HR/FB	Pull%	Cent%	Oppo%	SwStr%
.211	6.00	26.3%	63.2%	10.5%	25.0%	25.0%	50.0%	18.4%	31.6%	15.0%

## VS. ORIOLES &amp; AFFILIATES IN CAREER (1 START)

	W	L	G	GS	IP	H	R	ER	HR	BB	SO	ERA	AVG	WHIP
2025 vs. Norfolk	-	-	-	-	-	-	-	-	-	-	-	-	-	-
CAREER vs. BALTIMORE	-	-	-	-	-	-	-	-	-	-	-	-	-	-
CAREER vs. Norfolk (AAA)	-	-	-	-	-	-	-	-	-	-	-	-	-	-
CAREER vs. Bowie (AA)	-	-	-	-	-	-	-	-	-	-	-	-	-	-
CAREER vs. Aberdeen (A+)	-	-	-	-	-	-	-	-	-	-	-	-	-	-
CAREER vs. Delmarva (A)	0	0	1	1	5.0	0	0	0	0	0	7	0.00	.000	0.00
CAREER vs. Orioles & Affiliates	0	0	1	1	5.0	0	0	0	0	0	7	0.00	.000	0.00

## CAREER PITCHING

SEASON TEAM		W	L	ERA	G	GS	CG	SHO	SV	SVO	IP	H	R	ER	HR	HB	BB	IBB	SO	WHIP	AVG	AB	WP	BK	GIDP	TBF	NP-S	
2021		Did not play (injured)																										
2022	ACL Royals (R)	0	1	3.18	3	3	0	0	0	0	5.2	9	2	2	1	0	0	0	7	1.59	.346	26	1	0	0	26	47 - 42	
	Columbia Fireflies (A)	0	1	3.72	7	7	0	0	0	0	29.0	22	14	12	3	0	9	0	39	1.07	.208	106	2	0	0	116	456 - 287	
	Quad Cities River Bandits (A+)	2	1	3.48	9	9	0	0	0	0	31.0	27	15	12	2	2	7	0	53	1.10	.229	118	4	1	2	128	534 - 337	
2023	Quad Cities River Bandits (A+)	2	2	3.60	7	7	0	0	0	0	35.0	28	15	14	5	3	9	0	58	1.06	.215	130	2	1	1	142	589 - 385	
	NW Arkansas Naturals (AA)	3	10	6.10	17	17	0	0	0	0	72.1	87	52	49	14	4	26	0	74	1.56	.297	293	5	0	9	324	1269 - 783	
2024	NW Arkansas Naturals (AA)	4	4	3.63	16	16	0	0	0	0	74.1	76	37	30	6	2	25	0	87	1.36	.259	294	4	0	1	322	1201 - 780	
	Omaha Storm Chasers (AAA)	3	2	2.32	9	9	0	0	0	0	54.1	44	14	14	6	1	11	0	62	1.01	.220	200	1	1	3	214	745 - 514	
2025	Omaha Storm Chasers (AAA)	2	0	1.65	3	3	0	0	0	0	16.1	9	4	3	1	0	6	0	18	0.92	.161	56	0	0	2	63	253 - 160	
MINOR LEAGUE TOTALS (4 Seasons)		16	21	3.85	71	71	0	0	0	0	318.0	302	153	136	38	12	93	0	398	1.24	.247	1223	19	3	18	1335	5094 - 3288	





### PLAYER

### QUICK NOTES

### CAREER HIGHS (RELIEF)

## 62 JONATHAN BOWLAN

**RHP** • R/R • 6'4" • 235 lbs • Born: 3/28/1997 (Age 28)  
2018 MLB Draft – Round 2/58<sup>m</sup> (Memphis)  
Born/Resides: Arlington, Tennessee

## 55 RYAN BRADY

**RHP** • R/R • 6'1" • 185 lbs • Born: 3/23/1999 (Age 26)  
Traded from Milwaukee – 12/14/2023  
Originally signed by Milwaukee – 7/27/2022  
Born: Laguna Niguel, Calif. • Resides: Park City, Utah

## 63 ERIC CERANTOLA

**RHP** • R/R • 6'5" • 225 lbs • Born: 5/2/2000 (Age 24)  
2021 MLB Draft – Round 5 (Mississippi State)  
Born: Montreal, Quebec • Resides: Oakville, Ontario

## 45 TAYLOR CLARKE

**RHP** • R/R • 6'4" • 220 lbs • Born: 5/13/1993 (Age 31)  
Minor League Free Agent – 12/12/2024  
Drafted by Arizona – 2015 Round 3 (College of Charleston)  
Born: Ashburn, Virginia • Resides: Phoenix, Arizona

## 54 AUSTIN COX

**LHP** • L/L • 6'4" • 235 lbs • Born: 3/28/1997 (Age 28)  
Minor League Free Agent – 1/3/2025  
Drafted by Atlanta – 2018, Round 5 (Mercer)  
Born: Macon, GA • Resides: Kansas City, MO

## 40 JUNIOR FERNANDEZ

**RHP** • R/R • 6'3" • 230 lbs • Born: 3/2/1997 (Age 28)  
Minor League Free Agent – 2/8/2025  
Originally signed by St. Louis – 7/3/2014  
Born: Santo Domingo Centro, DR • Resides: Port St. Lucie, FL

## 26 RYAN HENDRIX

**RHP** • R/R • 6'3" • 215 lbs • Born: 12/16/1994 (Age 30)  
Minor League Free Agent – 2/8/2025  
Drafted by Cincinnati – 2016 Round 5 (Texas A&M)  
Born: Lufkin, Texas • Resides: Cypress, Texas

## 57 ANDREW HOFFMANN

**RHP** • R/R • 6'5" • 210 lbs • Born: 2/2/2000 (Age 25)  
Traded from Atlanta – 7/11/2022  
Drafted by Atlanta – 2021, Round 12 (Illinois)  
Born: Joliet, IL • Resides: Plainfield, IL

## 47 CRUZ NORIEGA

**RHP** • R/R • 6'1" • 175 lbs • Born: 10/1/1997 (Age 27)  
International League Free Agent – 1/30/2018  
Born: Portlamar, Venezuela • Resides: Bolivar, Venezuela

## 43 ANTHONY SIMONELLI

**RHP** • R/R • 6'2" • 200 lbs • Born: 12/23/1998 (Age 26)  
2021 MLB Draft – Round 16 (Virginia Tech)  
Born: Winchester, VA • Resides: Blacksburg, VA

## 58 JACOB WALLACE

**RHP** • R/R • 6'1" • 190 lbs • Born: 8/13/1998 (Age 26)  
Traded from Boston – 12/16/2022  
Drafted by Colorado – 2019, Round 3 (Connecticut)  
Born: Lawrence, MA • Resides: Methuen, MA

**2025: Appeared in 7 Cactus League games with Kansas City, pitching to a 5.40 ERA (5 ER in 8.1 IP), with 9 strikeouts ... optioned to Omaha on March 16 ... 5 of 7 relief appearances with Omaha have been scoreless ... tied for the league lead with 2 saves.**

✦ Playing his 7th professional season this year, all in the Royals organization, with parts of the last 2 years in Omaha ... has pitched 3 MLB games for Kansas City between **2023** and **2024**.

✦ Appeared in 1 game for Kansas City across 2 stints in **2024** ... spent most of the year with Omaha, going 12-4 in 35 appearances (16 starts) at Triple-A, finished 2nd in the Royals minor league system in wins behind Ethan Bosackier (13).

✦ Underwent Tommy John Surgery in June **2021** and made his return in June **2022**, pitching his way up to NW Arkansas (AA) that year.

**SL (85.3), 4SFB (94.9), SNK (95.3), CH (87.8), CB (81.1)** | **CONSECUTIVE BATTERS RETIRED:** 4 (4/15 to 4/17) | **SCORELESS STREAK:** 4.1 IP (4/10 to 4/17)  
**2025: Appeared in 1 Cactus League game with Kansas City, retiring the 1 batter he faced ... opened the regular season with NW Arkansas (AA) and made 4 appearances for the Naturals (2 scoreless) with 9 strikeouts in 5.2 innings ... pitched the 8th inning as part of NWA's combined no-hitter on 4/15 @ San Antonio (SD) ... assigned to Omaha on April 17, threw 2.0 scoreless innings in his Triple-A debut on April 17 vs. Norfolk.**

✦ Playing his 4th professional season this year ... the Royals are his 2nd organization, spent the first two years of his career with the Brewers, they signed him as an undrafted free agent in **2022**.

✦ Spent all of **2024** with NW Arkansas (AA), pitching 42 games (2 starts) for the Naturals, going 5-4 with a 4.28 ERA (32 ER in 67.1 IP) ... ranked 3rd on NWA in appearances, tied 5th in wins and saves, 7th in innings pitched.

**CB (80.8), 4SFB (93.5), SNK (93.9), SL (84.7)** | **CONSECUTIVE BATTERS RETIRED:** 1 (4/17) | **SCORELESS STREAK:** 2.0 IP (4/17)

**2025: Appeared in 2 Cactus League games with Kansas City, pitching to a 0.00 ERA (0 ER in 2.0 IP), with 1 strikeout ... optioned to Omaha on March 10, opened the year on Omaha's IL ... activated from the IL on April 8.**

✦ Playing his 5th professional season this year, all in the Royals organization, added to Kansas City's 40-Man Roster in November **2024**.

✦ Between NW Arkansas (AA) and Omaha in **2024**, had 101 strikeouts in 72.2 innings ... one of six minor leaguers to pitch fewer than 75.0 innings while striking out at least 100 batters ... worked 14.0 scoreless innings between May 3 and 16.

✦ Selected in the 8th round of the 2016 Ontario Hockey League draft but chose to pursue baseball, playing collegiately at Mississippi State.

**SL (85.4), 4SFB (94.4)**

**CONSECUTIVE BATTERS RETIRED:** 1 (4/16) | **SCORELESS STREAK:** 0.1 IP (4/16)

**2025: As a non-roster invite, appeared in 9 Cactus League games with Kansas City, pitching to a 2.00 ERA (2 ER in 9.0 IP) with 6 strikeouts ... 3 of 5 outings with Omaha have been scoreless.**

✦ Playing his 11th professional season this year ... Royals are his 3rd organization, has previously spent time with the Diamondbacks, Royals and Brewers ... pitched 183 MLB games between **2019** and **2023** for Arizona and Kansas City.

✦ Traded from Kansas City to Milwaukee in December **2023**, opened **2024** on the Brewers' 15-day Injured List (*right knee inflammation*) ... reinstated May 15 and optioned to Nashville (AAA), where he spent the rest of the season ... 15 of 22 appearances in AAA were starts.

✦ Appeared in 105 games for the Royals between **2022** and **2023**, recording 6 saves and 113 strikeouts in 108.0 innings of work.

**SNK (94.8), SL (86.9), CH (88.2), 4SFB (94.8), SWP (84.7)** | **CONSECUTIVE BATTERS RETIRED:** 3 (4/15) | **SCORELESS STREAK:** 2.0 IP (4/11 to 4/15)  
**2025: As a non-roster invite, appeared in 6 Cactus League games with Kansas City, going 3-0 with a 4.70 ERA (4 ER in 7.2 IP) and 8 strikeouts ... 4 of 7 outings with Omaha have been scoreless.**

✦ Playing his 7th professional season this year, all in the Royals organization, with parts of the last 4 years in Omaha.

✦ Between NW Arkansas (AA) and Omaha in **2024**, combined to go 3-1 with a 3.86 ERA (26 ER in 60.2 IP) and 65 strikeouts in 42 games (5 starts), with 38 of them coming for the Storm Chasers.

✦ In **2023**, appeared in 24 games for the Royals with a 4.54 ERA (18 ER in 35.2 IP) and 33 strikeouts ... has not appeared in the Majors since after suffering a torn ACL and damaged MCL in his left knee on Sept. 8, 2023 after trying to cover first base in a game in Toronto ... began his MLB career by retiring 35 of the first 39 batters he faced across 6 relief outings, allowing only 4 walks.

**4SFB (92.5), CUT (86.1), CB (79.2), CH (82.3), SPL (80.2)** | **CONSECUTIVE BATTERS RETIRED:** 3 (4/16) | **SCORELESS STREAK:** 1.0 IP (4/16)

**2025: As a non-roster invite, appeared in 6 Cactus League games with Kansas City, pitching to a 9.00 ERA (4 ER in 4.0 IP) with 6 strikeouts ... 4 of 7 outings with Omaha have been scoreless.**

✦ Playing his 12th professional season this year ... Royals are his 5th MLB organization, has previously spent time with the Cardinals, Pirates, Blue Jays, Nationals and in Japan ... pitched 50 MLB games between 2019 and 2022 for STL and PIT.

✦ Had a brief stint with the Chiba Lotte Marines of Japan in **2024** ... only logged 2 scoreless appearances (3 H, 3 K, 0 BB) for the Marines before suffering a season-ending injury to his right shoulder.

✦ Pitched for four levels of the Cardinals organization in **2019**, beginning the year in High-A and making stops in both Double-A and Triple-A, culminating in his Major League debut on August 11 vs. Pittsburgh.

**CH (88.8), SL (86.5), 4SFB (97.6), SNK (97.8)** | **CONSECUTIVE BATTERS RETIRED:** 1 (4/17) | **SCORELESS STREAK:** 1.1 IP (4/13 to 4/17)

**2025: Appeared in 2 Cactus League games with Kansas City, pitching to a 6.76 ERA (1 ER in 1.1 IP) with 1 save and 2 strikeouts ... opened the regular season with NW Arkansas (AA) and made 4 appearances for the Naturals (3 scoreless) with 8 strikeouts in 4.0 innings ... assigned to Omaha on April 14.**

✦ Playing his 8th professional season this year ... Royals are his 3rd organization, has previously spent time with the Reds and Diamondbacks ... pitched 45 MLB games between 2021 and 2022 for Cincinnati.

✦ In **2023**, appeared in 3 games for Reno (AAA) in May before suffering right elbow issues that led to Tommy John surgery ... did not pitch in a game in **2024**, while recovering.

✦ Split **2022** between Louisville (AAA) and Cincinnati ... appeared in 9 MLB games over 3 stints, pitched in 42 Triple-A games for the Bats.

**SL (84.8), SNK (94.8), CH (89.2)**

**CONSECUTIVE BATTERS RETIRED:** 0 | **SCORELESS STREAK:** 0.0 IP

**2025: As a non-roster invite, appeared in 6 Cactus League games with Kansas City, pitching to a 5.87 ERA (5 ER in 7.2 IP) with 12 strikeouts to just 1 walk ... 5 of 7 outings with Omaha have been scoreless.**

✦ Playing his 5th professional season this year ... Royals are his 2nd organization after being drafted by the Braves.

✦ Spent most of **2024** with Omaha (25 games, 11 starts), also appeared in 1 start for NW Arkansas (AA) and 3 rehab games for the ACL Royals ... made 5 starts for Omaha from March 31-April 16 before being placed on the IL, and returned to Omaha on June 6.

✦ Struck out 133 batters across 125.1 innings pitched between Northwest Arkansas (87.1 IP) and Omaha (38.0) in **2023**.

✦ Was acquired by Kansas City with OF Drew Waters and IF CJ Alexander for the No. 35 pick in the 2022 Draft (RHP J.R. Ritchie).

**CH (87.5), 4SFB (95.0), SL (84.2), SNK (90.5)** | **CONSECUTIVE BATTERS RETIRED:** 1 (4/17) | **SCORELESS STREAK:** 0.2 IP (4/17)

**2025: In his first MLB spring training, appeared in 3 Cactus League games with Kansas City, pitching to a 0.00 ERA (0 ER in 4.0 IP) with 4 strikeouts ... made his Triple-A debut on April 1 vs. LOU but allowed 4 batters to reach without getting an out ... 2 of 5 outings with Omaha have been scoreless.**

✦ Playing his 6th professional season this year, all have come in the Royals organization ... has not yet made his Triple-A debut.

✦ Spent all of 2024 with NW Arkansas (AA), appearing in a career-best 32 games (9 starts), going 7-4 with a 6.01 ERA (51 ER in 76.1 IP) ... as a reliever, worked a 3.86 ERA (19 ER in 44.1 IP) ... as a starter, pitched to a 9.00 ERA (32 ER in 32.0 IP) ... last 8 outings were starts.

✦ Named Kansas City's *Carlos Fortuna Award* recipient in **2023**, recognized for his commitment to improving his English speaking abilities both on and off the field ... spent all year with Quad Cities (A+) and went 3-3 with a 3.12 ERA (23 ER in 66.1 IP) over 20 games.

**CH (85.7), 4SFB (94.3), SNK (93.6), SL (84.3), CB (78.3)** | **CONSECUTIVE BATTERS RETIRED:** 2 (4/13) | **SCORELESS STREAK:** 0.2 IP (4/13)

**2025: As a non-roster invite (first MLB spring training), appeared in 5 Cactus League games with Kansas City, pitching to a 7.36 ERA (3 ER in 3.2 IP) with 5 strikeouts ... 4 of 6 outings with Omaha have been scoreless.**

✦ Playing his 5th professional season this year, all have come in the Royals organization.

✦ Split **2024** between 43 relief appearances for NW Arkansas (AA) and 10 games (1 opener start) with Omaha, combined for a 2.93 ERA (24 ER in 73.2 IP) with a career-high 87 strikeouts ... also threw 8.0 innings without allowing an earned run in the Arizona Fall League.

✦ Since the start of the 2022 season, he ranks 4th among Royals Minor League pitchers in appearances.

**4SFB (91.8), CUT (87.5), CH (86.7), SWP (83.6)**

**CONSECUTIVE BATTERS RETIRED:** 3 (4/16) | **SCORELESS STREAK:** 1.0 IP (4/16)

**2025: Appeared in 4 Cactus League games with Kansas City, pitching to a 0.00 ERA (0 ER in 3.0 IP) with 3 strikeouts.**

✦ Playing his 6th professional season this year ... Royals are his 3rd organization, previously in the Rockies and Red Sox systems ... has spent most of the last three years in Double-A, made his Triple-A debut with Omaha to begin **2024**.

✦ Opened **2024** with Omaha and appeared in 3 games out of the bullpen for the Storm Chasers, earned wins in his first 2 career Triple-A appearances ... transferred to NW Arkansas (AA) on April 9 and finished the year in Double-A, his 2nd season with the Naturals ... combined to go 5-4 with a 4.10 ERA (29 ER in 63.2 IP) with 86 strikeouts (2.16 K/9).

✦ Drafted by Colorado, traded to Boston for OF Kevin Pillar in 2020, then traded to Kansas City for RHP Wyatt Mills in 2022.

**4SFB (94.1), CUT (88.7), SL (83.8), CB (82.8)**

**CONSECUTIVE BATTERS RETIRED:** 1 (4/17) | **SCORELESS STREAK:** 5.1 IP (4/4 to 4/17)

**IP 6.0** 8/25/2019 vs. Down East

**K 7** 7/2/2023 vs. Iowa

**BB 4** 7/2/2023 vs. Iowa

**H 7** 6/15/2023 vs. Frisco

**ER 4** 6/15/2023 vs. Frisco

**NP 94** (2x) Last: 7/2/2023 vs. Iowa

**IP 4.0** 6/30/23 @ Quad Cities

**K 5** (4x) Last: 4/5/25 @ Tulsa

**BB 3** 7/5/23 @ Pensacola

**H 7** 5/10/23 vs. South Bend

**ER 6** 8/15/24 vs. Corpus Christi

**NP 60** 5/28/23 @ Cedar Rapids

**IP 4.0** (5x) Last: 5/10/24 vs. Springfield

**K 10** 4/26/24 @ Tulsa

**BB 4** (3x) Last: 5/10/24 vs. Springfield

**H 5** 8/19/23 vs. Beloit

**ER 3** (2x) Last: 4/30/23 @ Lansing

**NP 83** 5/10/24 vs. Springfield

**IP 5.0** 9/16/20 @ LOS ANGELES (AL)

**K 4** (3x) Last: 6/12/21 vs. LOS ANGELES (AL)

**BB 3** 8/19/20 @ OAKLAND

**H 6** 9/16/20 @ LOS ANGELES (AL)

**ER 5** 7/3/23 @ MINNESOTA

**NP 72** 9/16/20 @ LOS ANGELES (AL)

**IP 7.0** 9/22/22 vs. Iowa

**K 9** 9/22/22 vs. Iowa

**BB 3** 7/10/22 vs. Toledo

**H 7** 5/9/23 @ Scranton/WB

**ER 5** 9/26/21 vs. Indianapolis

**NP 100** 9/22/22 vs. Iowa

**IP 7.0** 8/15/16 vs. Charlotte

**K 5** (4x) Last: 6/25/19 vs. Nashville

**BB 4** (5x) Last: 7/14/23 vs. Toledo

**H 7** (2x) Last: 7/17/16 vs. Brevard County

**ER 6** 8/28/20 vs. CLEVELAND

**NP 87** 8/15/16 vs. Charlotte

**IP 3.0** (2x) Last: 5/11/17 vs. Quad Cities

**K 7** 5/11/17 vs. Quad Cities

**BB 4** (3x) Last: 5/5/22 @ Indianapolis

**H 7** 8/21/16 @ West Michigan

**ER 5** 8/21/16 @ West Michigan

**NP 46** 5/11/17 vs. Quad Cities

**IP 4.0** 6/18/23 vs. Frisco

**K 4** 9/19/24 @ Louisville

**BB 3** 8/13/24 vs. Louisville

**H 8** 6/18/23 vs. Frisco

**ER 5** (2x) Last: 8/13/24 vs. Louisville

**NP 77** 6/18/23 vs. Frisco

**IP 4.2** (2x) Last: 6/11/23 vs. Fort Wayne

**K 6** (3x) Last: 6/11/23 vs. Fort Wayne

**BB 2** (11x) Last: 7/12/24 @ Frisco

**H 9** 7/30/19 vs. AZL D-backs

**ER 5** 7/30/19 vs. AZL D-backs

**NP 90** 7/30/19 vs. AZL D-backs

**IP 4.2** 4/8/22 @ South Bend

**K 8** 9/7/21 @ Augusta

**BB 4** 6/8/23 vs. Fort Wayne

**H 7** 4/20/22 @ Wisconsin

**ER 5** (2x) Last: 9/18/24 @ Louisville

**NP 75** 4/20/22 @ Wisconsin

**IP 3.0** 7/12/24 @ Frisco

**K 5** (3x) Last: 4/20/24 vs. Midland

**BB 4** (4x) Last: 5/9/23 @ Arkansas

**H 4** (7x) Last: 6/1/24 @ Tulsa

**ER 5** 4/29/22 @ Somerset

**NP 45** 7/5/23 vs. Arkansas





### STORM CHASERS BULLPEN USAGE (PITCH COUNT, LAST THREE WEEKS)

DAY OF WEEK DATE	TUE 4/1	WED 4/2	THU 4/3	FRI 4/4	SAT 4/5	SUN 4/6	MON 4/7	TUE 4/8	WED 4/9	THU 4/10	FRI 4/11	SAT 4/12	SUN 4/13	MON 4/14	TUE 4/15	WED 4/16	THU 4/17	FRI 4/18	SAT 4/19	SUN 4/20
62 Bowlan, Jonathan		27				35				28		27			18		16			
55 Brady, Ryan					48 (NWA)			9 (NWA)				34 (NWA)			14 (NWA)		32			
63 Cerantola, Eric										33			17			32				
45 Clarke, Taylor			14					25			35				20					
54 Cox, Austin		26		9		20				27		21				19				
40 Fernández, Junior	28		22		33				24		20		24				18			
26 Hendrix, Ryan				15 (NWA)		13 (NWA)		28 (NWA)				12 (NWA)				38				
57 Hoffmann, Andrew			32			18				24		18	12				33			
47 Noriega, Cruz	19			14						49			21			46 (START)				
43 Simonelli, Anthony	16			16					16			18				44				
58 Wallace, Jacob		30		25											24		38			

RELIEVERS		LAST OUTING							FIRST BATTER		SAVES		INHERITED RUNNERS	
PITCHER	LAST RELIEF OUTING	IP	R	ER	BB	K	P-S	FACED	RETIRED	SV	OPP	IR	SCORED	
62	Bowlan, Jonathan	4/17 vs. NOR	1.0	0	0	0	1	16-12	7	3	2	3	1	0
55	Brady, Ryan	4/17 vs. NOR	2.0	0	0	1	0	32-21	1	0	0	0	0	0
63	Cerantola, Eric	4/16 vs. NOR	2.0	1	1	0	2	32-22	3	2	0	0	3	2
45	Clarke, Taylor	4/15 vs. NOR	1.1	0	0	1	1	20-13	5	2	0	0	5	2
54	Cox, Austin	4/16 vs. NOR	1.0	1	1	1	2	19-11	7	2	0	0	2	2
40	Fernandez, Junior	4/17 vs. NOR	1.0	0	0	0	2	18-11	7	5	1	1	3	0
26	Hendrix, Ryan	4/16 vs. NOR	1.2	3	1	1	1	38-23	1	0	0	0	0	0
57	Hoffmann, Andrew	4/17 vs. NOR	1.0	2	2	1	0	33-22	7	6	0	0	2	1
47	Noriega, Cruz	4/13 @ STP	0.2	0	0	1	0	21-11	4	1	0	1	4	3
43	Simonelli, Anthony	4/16 vs. NOR	2.1	2	2	1	1	44-27	6	5	0	0	5	0
58	Wallace, Jacob	4/17 vs. NOR	3.0	0	0	1	2	38-22	5	2	0	0	1	0
SEASON (INCLUDING INACTIVE)									62	36	5	8	30	11

OMAHA STARTING PITCHER SPLITS						1ST PITCH STRIKES			1-2-3 INNINGS		
PITCHER	GS	W-L	TEAM W-L	R SUPPORT	SUPPORT/9 IP	FPS	TBF	% FPS	TOTAL	POSSIBLE	% 1-2-3
56 Champlain, Chandler	4	0-1	2-2	6	4.05	39	66	59.1%	5	13	38.5%
16 Guerrero, Tyson	3	1-2	1-2	10	8.44	24	49	49.0%	6	10	60.0%
25 Avila, Luinder	3	0-0	1-2	8	4.80	36	61	59.0%	6	14	42.9%
52 Cameron, Noah	3	2-0	3-0	24	13.22	32	63	50.8%	8	16	50.0%
37 Hatch, Thomas	3	0-0	1-2	6	3.77	35	60	58.3%	5	13	38.5%
47 Noriega, Cruz	1	0-1	0-1	0	0.00	6	12	50.0%	0	1	0.0%

SEASON (INCLUDING INACTIVE)	17	54	6.88	172	311	55.3%	30	67	44.8%
-----------------------------	----	----	------	-----	-----	-------	----	----	-------

## OMAHA STARTING PITCHER/CATCHER MATCHUPS

PITCHER	BRIAN O'KEEFE							LUKE MAILE							LUCA TRESH							TOTALS						
	GS	W-L	ERA	IP	ER	BB	SO	GS	W-L	ERA	IP	ER	BB	SO	GS	W-L	ERA	IP	ER	BB	SO	GS	W-L	ERA	IP	ER	BB	SO
56 Champlain, Chandler	2	0-1	7.71	9.1	8	6	7	2	0-0	15.75	4.0	7	5	5														
16 Guerrero, Tyson	1	0-1	9.00	4.0	4	1	6	1	1-0	0.00	5.0	0	0	7	1	0-1	16.20	1.2	7	3	3							
25 Avila, Luinder															3	0-0	4.20	15.0	7	6	20							
52 Cameron, Noah	2	2-0	0.82	11.0	2	4	11	1	0-0	3.38	5.1	2	2	7								3	2-0	1.65	16.1	3	6	18
37 Hatch, Thomas								3	0-0	6.91	14.1	11	5	15								3	0-0	6.91	14.1	11	5	15
47 Noreiga, Cruz	1	0-1	72.00	1.0	8	3	1															1	0-1	72.00	1.0	8	3	1
Relievers	0-1	4.39	26.2	15	13	30		5-1	1.44	31.1	7	16	24		1-2	7.59	21.1	19	12	32		6-4	4.08	79.1	36	41	86	
TOTALS	6	2-4	5.88	52.0	34	27	55	7	6-1	3.75	60.0	25	28	58	4	1-3	6.63	38.0	28	21	55	17	9-8	5.22	150.0	87	76	168
	CS/ATT	1/9		PCT	11.1%			CS/ATT	2/7		PCT	28.6%			CS/ATT	1/11		PCT	9.1%			CS/ATT			PCT			
																						CS/ATT	4/27		PCT	14.8%		

## OMAHA CATCHER PITCHING STATS

CATCHERS	W	L	ERA	GS	SV	IP	H	R	ER	HR	HB	BB	IBB	SO	WHIP	AVG	WP	GDP	TBF	CS	SB	CS%	PB
33 Brian O'Keefe	2	4	5.88	6	1	52.0	51	37	34	10	4	27	0	55	1.50	.255	3	4	234	1	8	11.1%	0
60 Luke Maile	6	1	3.75	7	2	60.0	53	27	25	4	0	28	1	58	1.35	.240	1	9	251	2	5	28.6%	2
11 Luca Tresh	1	3	6.63	4	2	38.0	48	33	28	4	2	21	0	55	1.82	.296	3	0	187	1	10	9.1%	0

## OMAHA STARTERS VS. RELIEVERS

PITCHING AS	W	L	ERA	IP	R	ER	SO	BB
Starters	3	4	6.50	70.2	56	51	82	35
Relievers	6	4	4.08	79.1	41	36	86	41



## PLAYER

## QUICK NOTES

## CAREER HIGHS

18 MARK CANHA **MLB REHAB**

**INF/OF** • R/R • 6'2" • 200 • Born 2/15/1989 (Age 36)  
Signed as a Minor League Free Agent – 3/22/2025  
Drafted by Florida – 2010, Round 7 (Cal)  
Born: San Jose, California • Resides: Scottsdale, Arizona

**2025:** Signed a Minor League deal with Milwaukee on February 24 as a non-roster invite, traded to Kansas City for cash or a PTBNL on March 22 and made the Royals' MLB Opening Day Roster ... went 5-for-14 over 7 regular season games, placed on the 10-Day IL with a left abductor strain on April 9, assigned to Omaha on rehab on April 15.

- Playing his 16th professional season this year, 1st with KC ... Royals are his 7th organization, has previously spent time with the Marlins, Athletics, Mets, Brewers, Tigers and Giants ... has played 1,056 MLB games between 2015 and 2025 with OAK, NYM, MIL, DET, SFG & KC.
- Split **2024** between Detroit (93 games) and San Francisco (32 games) ... combined to hit .242 (95-for-393) with a .690 OPS.
- Since the start of **2019**, his .367 OBP is the 12th-highest mark in the Majors (min. 2,500 plate appearances), trailing leader Juan Soto (.422).

## HIT STREAK:

## ON-BASE STREAK:

**2025:** As a non-roster invite, appeared in 19 Cactus League games with the Royals and hit .333 (16-for-48) with a .870 OPS ... has made starts at all 4 infield positions ... has hits in 10 of 14 games started for Omaha.

- Playing his 15th professional season this year, his 1st with KC ... Royals are his 3rd organization, has previously spent time with the Tigers and Rockies, and in Mexico ... has played 450 MLB games between 2018 and 2023 with DET and COL.
- Spent **2024** with Toros de Tijuana in the Mexican League, slashing .320/.366/.447 (106-for-331, .813 OPS) in 84 games.
- Has appeared in an MLB game at every defensive position except catcher, led by second base (153 games), shortstop (74), first base (68), third base (53), center field (46), left field (25), right field (14) and pitcher (9) ... is a career .278 (391-for-1406) hitter in 450 MLB games.

## HIT STREAK:

## ON-BASE STREAK:

**2025:** Appeared in 8 Cactus League games for the Royals and hit .333 (2-for-6) ... opened the regular season with NW Arkansas (AA) and over 7 games, hit .286 (6-for-21) with a .873 OPS ... transferred to Omaha on April 16, walked in his first Triple-A at-bat.

- Playing his 3rd professional season this year, all in the Royals organization.
- Spent all of **2024** with Quad Cities (A+) and appeared in 105 games, with 103 starts at shortstop ... hit .224 (79-for-352) with 38 RBI and a .624 OPS ... led the River Bandits and ranked 3rd in the Midwest League with 69 walks ... also led Quad Cities with 4 sacrifice bunts.
- Father, Bobby Dickerson, is the Infield Coach on the Philadelphia Phillies Major League coaching staff and played in the minors from 1987-93.

## HIT STREAK:

## ON-BASE STREAK: 2 Games (4/16 to 4/17) .000 (0-for-3), 2 BB

**2025:** Appeared in 10 Cactus League games with the Royals and hit .294 (5-for-17) with a .862 OPS ... optioned to Omaha on March 10 ... was out of action for 8 games, did not appear in a game between April 8 and 16.

- Playing his 5th professional season this year, all in the Royals organization ... played 5 MLB games with KC in 2024.
- Spent most of **2024** with the Chasers, also played 3 MLB games with the Royals, made his MLB debut 8/25 vs. PHI ... tied 2nd on Omaha in BB (53) and tied 4th in H (108) ... improved his average 69 points 1st half to 2nd half (.215 to .284), raising his OPS 166 points (.675 to .841).
- Spent all of **2023** with Omaha and led the Storm Chasers in HR (16), RBI (71), H (120), 2B (28), XBH (46), TB (200), R (69) and BB (81).

## HIT STREAK:

## ON-BASE STREAK: 3 Games (4/4 to 4/17) .273 (3-for-11), 1 BB, 1 HBP

**2025:** Signed a Minor League deal with Baltimore on December 31, **2024** and appeared in 13 Grapefruit League games with the Orioles ... opened the season with Norfolk (AAA) and went 4-for-13 (.308) in 4 games ... traded to Kansas City for cash on April 5 ... has a hit in 5 of 7 games started for the Storm Chasers.

- Playing his 11th professional season this year, 1st with KC ... Royals are his 4th organization, has spent time with the Twins, Marlins and Orioles ... has played 340 MLB games since **2021** with Minnesota and Miami.
- Traded from the Twins to the Marlins on February 11, **2024** for LHP Steven Okert ... opened the regular season in the Major Leagues with Miami and hit .227 in 95 MLB games ... DFA'd on August 5, sent outright to Jacksonville (AAA) and hit .263 in 23 Triple-A games.
- Father Tom Gordon pitched for Omaha in 1986 and 1988, pitched 21 years in MLB ... brother Dee Strange-Gordon played 11 MLB seasons.

## HIT STREAK: 2 Games (4/16 to 4/17) .375 (3-for-8), 2 BB

## ON-BASE STREAK: 2 Games (4/16 to 4/17) .375 (3-for-8)

**2025:** Appeared in 16 Cactus League games with the Royals and hit .382 (3-for-34) with a 1.052 OPS ... optioned to Omaha on March 25 ... leads the Minors in walks (20), tied 2nd in the league in OBP (.500).

- Playing his 5th professional season this year, all have come in the Royals organization ... has played 76 MLB games with Kansas City between **2023** and **2024** ... made his MLB debut on September 1, **2023** vs. Boston.
- Made his first MLB Opening Day roster in **2024** and appeared in 57 big league games for Kansas City over three stints ... reached base in 53 of 58 games with Omaha ... batting average was at or above .300 after 51 of 58 games he played ... hit safely in 18 consecutive games, between May 14 and August 10, a streak that spanned parts of two stints, with two months in the big leagues in between.

## HIT STREAK:

## ON-BASE STREAK: 17 Games (3/28 to 4/17) .375 (18-for-56), 20 BB, 1 HBP

**2025:** As a non-roster invite, appeared in 10 Cactus League games with the Royals and hit .333 (7-for-21) with a .962 OPS ... opted out of his contract and was released on March 23, re-signed with KC on March 25 ... hit a go-ahead grand slam March 29 @ IOW.

- Playing his 13th professional season this year, 1st with KC ... Royals are his 7th organization, has spent time with the Rays, Blue Jays, Pirates, Brewers, Guardians and Reds ... has played 440 MLB games since **2015** with TB, TOR, MIL, CLE and CIN.
- Spent nearly all **2024** in the big leagues and appeared in 55 games with the Reds, including 49 games (44 starts) at catcher and 3 games at pitcher ... recognized with the Cincinnati Reds' *Joe Nuxhall Good Guy Award* ... spent 2 games with Louisville (AAA) while on rehab.

## HIT STREAK: 2 Games (4/15 to 4/17) .500 (3-for-6)

## ON-BASE STREAK: 3 Games (4/13 to 4/17) .375 (3-for-8), 5 BB

**2025:** As a non-roster invite, appeared in 14 Cactus League games with the Royals and hit .217 (5-for-23) with a .656 OPS ... went 0-for-22 between April 4 and 13, proceeded to hit home runs in his next two games: April 16 and 17.

- Playing his 11th professional season this year, his 2nd with KC ... Royals are his 4th organization, has previously spent time with the Cardinals, Mariners and Twins ... played 10 MLB games with Seattle between **2022** and **2023**.
- Spent **2024** Spring Training with Minnesota, released March 27 and signed with the Royals April 1 ... reached base in 56 of 70 games with the Storm Chasers (80%) ... had career-best 22-game on-base streak from June 1 to July 31 (.483 OBP) ... tied career-best with a 12-game hit streak June 30 to July 27 (.432 AVG) ... started at C and hit 4th for all 4 of Omaha's postseason games and went 6-for-18 with 4 HR and 9 RBI.

## HIT STREAK: 2 Games (4/16 to 4/17) .250 (2-for-8), 2 HR

## ON-BASE STREAK: 2 Games (4/16 to 4/17) .250 (2-for-8), 1 BB

**2025:** Appeared in 15 Cactus League games with the Royals and hit .200 (6-for-30) with a .684 OPS ... sent outright to Omaha on March 23 ... went 0-for-17 between April 3 and 11, but has hits in 4 straight games since.

- Playing his 8th professional season this year, all in the Royals organization ... played 145 MLB games with Kansas City between **2022** and **2023** ... in **2021**, was awarded a Minor League *Rawlings Gold Glove* at first base ... selected to All-Star Futures Game in **2021** & **2022**.
- Spent most of **2024** in Omaha, hitting .242 (104-for-429) with a .734 OPS in 115 games ... tied 2nd on the Storm Chasers in BB (53), tied 2nd in RBI (61), 3rd in R (70) and tied 4th in HR (16) ... on the MLB roster from June 11-13, his lone MLB appearance of the year came on June 11 vs. the Yankees, when he pitched a 1-2-3 9th inning, with a strikeout of Jahlil Jones.

## HIT STREAK: 4 Games (4/12 to 4/16) .385 (5-for-13), 1 2B

## ON-BASE STREAK: 6 Games (4/10 to 4/16) .263 (5-for-19), 4 BB, 1 HBP

**2025:** As a non-roster invite, appeared in 16 Cactus League games with the Royals and hit .290 (9-for-31) with a .726 OPS ... has hit leadoff home runs April 1 vs. LOU and April 4 vs. LOU ... tied 2nd in the league in runs scored (14), tied 4th in steals (8).

- Playing his 6th professional season this year, all have come in the Royals organization.
- Spent all of **2024** with Omaha and ranked 1st in the IL in R (93), 2nd in XBH (58), 4th in TB (234), tied 4th in 2B (32), tied 11th in H (129) ... led Chasers with career-best 21 HR, also led the team in BB (65), 3rd in SB (17) ... had hits in a team-best 90 games ... hit leadoff in 112 of Omaha's 148 games, most starts of any Storm Chaser at one spot in the batting order ... made at least 25 starts at all 3 outfield position.
- Among Royals Minor Leaguers over the last four years (since 2021), leads the system in RBI, tied 1st in hits ... is 2nd in G, 2B, HR, R & BB.

## HIT STREAK:

## ON-BASE STREAK:

**2025:** As a non-roster invite, appeared in 12 Cactus League games with the Royals and hit .235 (4-for-17) with a .703 OPS ... made his Triple-A debut April 1 vs. LOU, hit a home run in his 3rd at-bat of the game.

- Playing his 5th professional season this year, all in the Royals organization.
- For a second straight year, spent the entire **2024** season at NW Arkansas (AA) and slashed .250/.323/.429 (88-for-352) across 97 games (66 starts at catcher, 28 starts at DH) ... tied a career-high with a 9-game hitting streak, June 22 to July 4.
- Split **2022** between Quad Cities (A+) and NW Arkansas (AA), recognized as a Royals MiLB.com Organization All-Star at catcher.
- Over the last three years (2022-24), ranks 3rd among Royals Minor Leaguers in RBI, tied 5th in home runs.

## HIT STREAK:

## ON-BASE STREAK:

**2025:** Appeared in 12 Cactus League games with the Royals and hit .208 (5-for-24) with a .595 OPS ... sent outright to Omaha on March 23 ... first 4 starts of the season came at DH, but his last 7 have come in the corner outfield spots.

- Playing his 8th professional season this year, his 3rd with KC ... Royals are his 2nd organization, drafted by the Cubs ... has played 194 MLB games between Chicago (NL) and Kansas City between 2022 and 2024.
- Made his first MLB Opening Day roster in **2024** with Kansas City, but hit .200 (41-for-205) with a .640 over 64 games, optioned to Omaha on June 24 to finish his season ... in 56 games with the Storm Chasers, hit .239 (45-for-188) with a .771 OPS ... had 2nd-best walk-to-strikeout ratio on Omaha (34 BB to 47 K, 0.72 BB/K) ... hit .284 (27-for-95) when playing LF, compared to a .194 average (19-for-93) as a DH.

## HIT STREAK:

## ON-BASE STREAK:

**2025:** Appeared in a team-best 22 Cactus League games with the Royals and hit .263 (10-for-38) with a .838 OPS ... optioned to Omaha on March 25 ... 10 RBI and 9 walks both rank 2nd on the Storm Chasers.

- Playing his 5th professional season this year, 1st with KC ... Royals are his 3rd organization, has spent time with the Brewers and Reds ... has played 153 MLB games between **2023** and **2024** with Milwaukee and Cincinnati.
- Appeared in games for four different teams in 2024, beginning the year in the Brewers organization with the Nashville Sounds (AAA) and ending the year in the Reds organization with the Louisville Bats (AAA) ... appeared in Major League games with Milwaukee and Cincinnati ... hit .224 (66-for-295) with a .663 OPS over 83 Triple-A games and hit .154 (4-for-26) with a .368 OPS in 21 MLB games.

## HIT STREAK:

## ON-BASE STREAK:

## 1 HAROLD CASTRO

**INF** • L/R • 6'0" • 190 • Born 11/30/1993 (Age 31)  
Signed as a Minor League Free Agent – 1/18/2025  
Originally signed by Detroit – 1/8/2025  
Born: Caracas, Venezuela • Resides: Fulshear, Texas

## 7 DUSTIN DICKERSON

**INF** • R/R • 5'11" • 180 • Born 3/28/2001 (Age 24)  
2023 MLB Draft – Round 8 (Southern Miss.)  
Born/Resides: Laurel, Mississippi

## 28 TYLER GENTRY

**OF** • R/R • 6'2" • 215 • Born 2/1/1999 (Age 26)  
2020 MLB Draft – Round 3 (Alabama)  
Born: Memphis, TN • Resides: Arlington, TN

## 0 NICK GORDON

**INF/OF** • L/R • 6'0" • 160 • Born 10/24/1995 (Age 29)  
Traded from Baltimore – 4/5/2025  
Drafted by Minnesota – 2014, Round 1/5<sup>th</sup> (Olympia HS)  
Born: Avon Park, FL • Resides: Winter Garden, FL

## 12 NICK LOFTIN

**INF/OF** • R/R • 6'0" • 180 • Born 9/25/1998 (Age 26)  
2020 MLB Draft – Round 1/32<sup>nd</sup> (Baylor)  
Born/Resides: Corpus Christi, Texas

## 60 LUKE MAILE

**C** • R/R • 6'3" • 240 • Born 2/6/1991 (Age 34)  
Signed as a Minor League Free Agent – 3/25/2025  
Drafted by Tampa Bay – 2012, Round 8 (Kentucky)  
Born: Edgewood, KY • Resides: Palm Harbor, FL

## 33 BRIAN O'KEEFE

**C** • R/R • 6'1" • 215 • Born 7/15/1993 (Age 31)  
Signed as a Minor League Free Agent – 10/18/2024  
Drafted by St. Louis – 2014, Round 7 (St. Joseph's)  
Born/Resides: Albany, New York

## 32 NICK PRATTO

**1B/OF** • L/L • 6'1" • 225 • Born 10/16/1998 (Age 26)  
2017 MLB Draft – Round 1/14<sup>th</sup> (Huntington Beach HS)  
Born/Resides: Huntington Beach, California

## 2 JOHN RAVE

**OF** • L/L • 6'0" • 200 • Born 12/30/1997 (Age 27)  
2019 MLB Draft – Round 5 (Illinois State)  
Born: Canton, IL • Resides: Bloomington, IL

## 11 LUCA TRESH

**C** • R/R • 6'0" • 193 • Born 1/11/2000 (Age 25)  
2021 MLB Draft – Round 17 (NC State)  
Born: Clearwater, Florida • Resides: Safety Harbor, Florida

## 17 NELSON VELÁZQUEZ

**OF** • R/R • 6'0" • 190 • Born 12/26/1998 (Age 26)  
Traded from Chicago (NL) – 7/31/2023  
Drafted by Chicago (NL) – 2017, Round 5 (P.J. Education HS)  
Born/Resides: Carolina, Puerto Rico

## 19 JOEY WIEMER

**OF** • R/R • 6'4" • 226 • Born 2/11/1999 (Age 26)  
Traded from Cincinnati – 11/22/2024  
Drafted by Milwaukee – 2020, Round 8 (Cincinnati)  
Born: Sylvania, OH • Resides: Temperance, MI

H	5	(2x) Last: 7/25/17 vs. Las Vegas
R	4	4/26/11 @ Greenville
HR	2	(7x) Last: 8/21/22 @ PHILADELPHIA
RBI	7	6/7/11 @ Hagerstown
BB	3	(7x) Last: 4/15/21 vs. DETROIT
SB	2	(3x) Last: 9/7/23 vs. WASHINGTON
H	4	(8x) Last: 4/23/22 vs. COLORADO
R	4	7/23/11 @ VSL Phillies
HR	2	5/25/22 @ MINNESOTA
RBI	5	(2x) Last: 8/28/22 @ TEXAS
BB	3	9/16/23 vs. SAN FRANCISCO
SB	3	(3x) Last: 4/18/15 @ Bowie
H	3	(2x) Last: 9/3/23 vs. Peoria
R	2	(13x) Last: 4/4/25 @ Tulsa
HR	1	(4x) Last: 4/4/25 @ Tulsa
RBI	3	8/5/23 @ ACL Athletics
BB	3	(2x) Last: 7/23/24 vs. Cedar Rapids
SB	2	4/28/24 @ Sound Bend
H	4	(5x) Last: 6/18/24 vs. Louisville
R	4	(2x) Last: 7/17/22 @ Corpus Christi
HR	2	(2x) Last: 6/29/22 @ Amarillo
RBI	6	6/2/21 vs. Beloit
BB	3	(8x) Last: 9/12/23 vs. Indianapolis
SB	2	9/17/23 vs. Indianapolis
H	5	(2x) Last: 8/14/17 @ Birmingham
R	4	8/24/15 vs. Peoria
HR	1	(52x) Last: 9/3/24 @ Louisville
RBI	6	8/30/22 vs. BOSTON
BB	3	(3x) Last: 7/5/19 @ Scranton/WB
SB	2	(10x) Last: 5/29/24 @ SAN DIEGO
H	5	8/1/21 vs. Beloit
R	4	(3x) Last: 7/6/23 @ ACL Cubs
HR	1	(48x) Last: 8/17/24 vs. Louisville
RBI	5	4/22/22 @ Frisco
BB	3	(7x) Last: 7/17/25 vs. Norfolk
SB	2	(2x) Last: 6/10/22 @ Tulsa
H	5	7/23/12 vs. Staten Island
R	4	(3x) Last: 5/23/22 @ HOUSTON
HR	2	5/11/18 vs. BOSTON
RBI	5	(2x) Last: 3/29/25 @ Iowa
BB	3	(4x) Last: 9/22/21 vs. Columbus
SB	1	(23x) Last: 6/22/24 vs. BOSTON
H	4	(4x) Last: 4/23/25 vs. Oklahoma City
R	4	6/28/18 vs. Bradenton
HR	3	7/2/21 vs. Salt Lake
RBI	6	6/9/21 @ Springfield
BB	4	8/19/21 @ Sacramento
SB	1	(18x) 6/28/23 vs. Salt Lake
H	4	(3x) Last: 8/30/22 @ CHICAGO (AL)
R	4	(3x) Last: 4/30/22 vs. Toledo
HR	3	5/21/21 @ Springfield
RBI	6	5/21/21 @ Springfield
BB	3	(12x) Last: 9/26/22 @ St. Paul
SB	2	(4x) Last: 4/14/24 vs. Gwinnett
H	4	(5x) Last: 8/9/24 vs. Iowa
R	5	4/18/23 vs. Amarillo
HR	3	4/18/23 vs. Amarillo
RBI	6	4/18/23 vs. Amarillo
BB	3	(4x) Last: 5/30/24 @ Indianapolis
SB	3	8/22/21 @ South Bend
H	4	6/21/22 @ Wisconsin
R	4	4/24/22 @ Wisconsin
HR	2	(2x) Last: 6/25/24 @ Wichita
RBI	5	4/16/23 @ Wichita
BB	5	5/23/23 @ Tulsa
SB	1	(5x) Last: 5/23/23 @ Tulsa
H	4	(4x) Last: 4/20/22 vs. Rocket City
R	4	7/21/23 vs. Indianapolis
HR	2	(11x) Last: 9/12/24 vs. Toledo
RBI	5	(5x) Last: 7/22/22 @ PHILADELPHIA
BB	3	(4x) Last: 3/29/25 @ Iowa
SB	2	(7x) Last: 8/5/23 @ Louisville
H	4	(7x) Last: 7/3/24 @ Memphis
R	4	9/17/21 @ Great Lakes
HR	2	(5x) Last: 6/7/23 vs. Baltimore
RBI	6	8/6/21 vs. Kannapolis
BB	3	(4x) Last: 7/26/24 vs. Charlotte
SB	3	(3x) Last: 4/8/25 @ St. Paul





SO NICE, THEY DID IT TWICE (OR MORE)

PLAYER	MULTI-HIT GAMES					MULTI-RBI GAMES					MULTI-RUN GAMES					MULTI-BB GAMES					MULTI-K GAMES					MULTI-SB GAMES				
	2	3	4	5+	T	2	3	4	5+	T	2	3	4	5+	T	2	3	4	5+	T	2	3	4	5+	T	2	3	4	5+	T
18 Canha, Mark	1	-	-	-	1	-	-	-	-	-	-	1	-	-	1	1	-	-	-	1	1	-	-	-	1	-	-	-	-	-
1 Castro, Harold	2	2	-	-	4	-	1	1	-	2	1	1	-	-	2	-	-	-	-	-	4	1	-	-	5	-	-	-	-	-
7 Dickerson, Dustin	-	-	-	-	-	-	-	-	-	-	-	-	-	-	-	-	-	-	-	-	-	-	-	-	-	-	-	-	-	-
28 Gentry, Tyler	1	-	-	-	1	1	-	-	-	1	-	-	-	-	-	-	-	-	-	-	2	-	-	-	2	-	-	-	-	-
0 Gordon, Nick	2	-	-	-	2	1	-	-	-	1	-	-	-	-	-	-	-	-	-	-	2	-	1	-	3	-	-	-	-	-
12 Loftin, Nick	1	1	1	-	3	-	1	-	-	1	2	-	-	-	2	4	1	-	-	5	1	-	-	-	1	-	-	-	-	-
60 Maile, Luke	2	1	-	-	3	1	-	-	1	2	1	-	-	-	1	2	-	-	-	2	4	-	-	-	4	-	-	-	-	-
33 O'Keefe, Brian	1	-	-	-	1	1	-	-	-	1	1	-	-	-	1	-	1	-	-	1	2	1	-	-	3	-	-	-	-	-
32 Pratto, Nick	1	-	-	-	1	-	-	-	-	-	1	-	-	-	1	-	-	-	-	-	1	-	1	-	2	-	-	-	-	-
2 Rave, John	2	2	-	-	4	2	-	-	-	2	1	2	-	-	3	1	-	-	-	1	4	1	-	-	5	1	-	-	-	1
11 Tresh, Luca	1	-	-	-	1	-	-	-	-	-	-	-	-	-	-	-	-	-	-	-	1	1	-	-	2	-	-	-	-	-
17 Velázquez, Nelson	2	-	-	-	2	1	-	-	-	1	-	-	-	-	-	-	1	-	-	1	5	-	-	-	5	-	-	-	-	-
19 Wiemer, Joey	-	1	-	-	1	3	-	-	-	3	4	-	-	-	4	2	-	-	-	2	6	-	-	-	6	-	1	-	-	1
Devanney, Cam	5	1	-	-	6	1	-	1	-	2	-	1	-	-	1	1	-	-	-	1	2	1	-	-	3	-	-	-	-	-
Groshans, Jordan	1	-	-	-	1	-	-	-	-	-	1	-	-	-	1	-	-	-	-	-	-	-	-	-	-	-	-	-	-	-
Tolbert, Tyler	-	-	-	-	-	-	-	-	-	-	-	-	-	-	-	-	-	-	-	-	-	1	-	-	1	1	-	-	-	1
Waters, Drew	-	2	1	-	3	1	-	-	1	2	1	-	-	-	1	1	-	-	-	1	-	1	-	-	1	1	-	-	-	1
TEAM TOTALS	22	10	2	0	34	12	2	2	2	18	13	5	0	0	18	12	3	0	0	15	35	7	2	0	44	3	1	0	0	4

OMAHA HITTING STREAKS

PLAYER	CURRENT	LONGEST	DATES/RESULTS (OF LONGEST)									
			START	END	AVG	2B	3B	HR	RBI	OPS		
18 Canha, Mark												
1 Castro, Harold	-	5	4/2	4/6	.333 (6-18)	1	0	1	1	1.011		
7 Dickerson, Dustin												
28 Gentry, Tyler	-	2	4/4	4/6	.375 (3-8)	0	1	1	3	1.400		
0 Gordon, Nick	2	2 (2x)	4/16	4/17	.375 (3-8)	2	0	0	0	1.000		
12 Loftin, Nick	-	6	4/10	4/16	.409 (9-22)	3	0	0	1	1.081		
60 Maile, Luke	2	2 (3x)	4/15	4/17	.500 (3-6)	0	0	0	2	1.167		
33 O'Keefe, Brian	2	3	3/28	4/2	.333 (4-12)	0	0	0	0	.666		
32 Pratto, Nick	4	4	4/12	4/16	.385 (5-13)	1	0	0	3	.962		
2 Rave, John	-	7	4/8	4/15	.387 (12-31)	1	2	0	5	.960		
11 Tresh, Luca												
17 Velázquez, Nelson												
19 Wiemer, Joey	-	3	3/28	4/1	.273 (3-11)	0	0	1	2	.930		

BOLD indicates longest streak in 2025 among active players

Italics indicates longest personal streak in 2025 is active

OMAHA ON-BASE STREAKS

CURRENT	LONGEST	DATES/RESULTS (OF LONGEST)									
		START	END	AVG	2B	HR	BB	HBP	OBP		
-	2	4/15	4/16	.333 (2- 6)	0	0	3	0	.556		
-	5	4/2	4/6	.333 (6- 18)	1	1	3	1	.455		
2	2	4/16	4/17	.000 (0- 3)	0	0	2	0	.400		
3	3	4/4	4/17	.273 (3- 11)	0	1	1	1	.357		
2	2 (2x)	4/16	4/17	.375 (3- 8)	2	0	0	0	.375		
17	17	3/28	4/17	.321 (18- 56)	5	0	20	1	.500		
3	5	3/29	4/9	.368 (7- 19)	1	1	2	1	.455		
2	4	3/28	4/4	.250 (4- 16)	0	0	1	0	.294		
6	6	4/10	4/16	.263 (5- 19)	1	0	4	1	.417		
-	7	4/8	4/15	.387 (12- 31)	1	0	2	0	.412		
-	3	4/1	4/9	.300 (3- 10)	0	1	1	0	.364		
-	4	4/8	4/11	.231 (3- 13)	0	1	2	0	.313		
-	8	3/28	4/8	.179 (5- 28)	0	1	6	1	.333		

Blue indicates career-best streak

STORM CHASERS BATTERS VS NORFOLK

PLAYER	2025													CAREER													vs. KYLE BRNOVICH (CAREER)																
	G	AB	H	HR	RBI	2B	3B	SO	BB	IBB	AVG	OBP	SLG	G	AB	H	HR	RBI	2B	3B	SO	BB	IBB	AVG	OBP	SLG	G	AB	H	HR	RBI	2B	3B	SO	BB	IBB	AVG	OBP	SLG				
18 Canha, Mark	3	10	2	0	0	0	0	4	3	0	.200	.385	.200	3	10	2	0	0	0	0	4	3	0	.200	.385	.200																	
1 Castro, Harold	3	9	3	0	3	0	1	3	0	0	.333	.333	.556	12	40	9	1	6	0	1	11	0	0	.225	.225	.350																	
7 Dickerson, Dustin	2	3	0	0	0	0	0	1	2	0	.000	.400	.000	2	3	0	0	0	0	0	1	2	0	.000	.400	.000																	
28 Gentry, Tyler	1	3	0	0	0	0	0	2	0	0	.000	.250	.000	1	3	0	0	0	0	0	2	0	0	.000	.250	.000																	
0 Gordon, Nick	3	12	3	0	2	2	0	2	0	0	.250	.250	.417	21	90	28	1	10	7	0	20	1	0	.311	.326	.422																	
12 Loftin, Nick	3	9	5	0	1	1	0	1	5	0	.556	.714	.667	3	9	5	0	1	1	0	1	5	0	.556	.714	.667																	
60 Maile, Luke	2	6	3	0	2	0	0	0	3	0	.500	.667	.500	28	95	19	0	6	0	1	12	7	0	.200	.255	.221																	
33 O'Keefe, Brian	2	8	2	2	3	0	0	4	1	0	.250	.333	1.000	2	8	2	2	3	0	0	4	1	0	.250	.333	1.000																	
32 Pratto, Nick	2	6	3	0	2	0	0	1	1	0	.500	.625	.500	2	6	3	0	2	0	0	1	1	0	.500	.625	.500																	
2 Rave, John	2	10	1	0	0	0	0	3	0	0	.100	.100	.100	2	10	1	0	0	0	0	3	0	0	.100	.100	.100																	
11 Tresh, Luca																																											
17 Velázquez, Nelson	2	8	0	0	0	0	0	1	1	0	.000	.111	.000	2	8	0	0	0	0	0	1	1	0	.000	.111	.000																	
19 Wiemer, Joey	3	12	4	1	4	2	0	3	0	0	.333	.357	.750	11	40	11	1	9	3	0	11	4	0	.275	.348	.425																	

PINCH-HITTING LOG (1-FOR-4)

#	DATE	INNING	PINCH HITTER	HITTING FOR	RESULT
1.	3/28 @ Iowa	▲ 9	Harold Castro	Cam Devanney	Groundout (4-3)
2.	4/3 vs. Louisville	▼ 9	Jordan Groshans	Nick Pratto	Single
3.	4/6 vs. Louisville	▼ 9	John Rave	Luke Maile	Lineout (L6)
4.	4/6 vs. Louisville	▼ 9	Brian O'Keefe	Luca Tresh	Flyout (F9)

#	DATE	INNING	PINCH HITTER	HITTING FOR	RESULT



## AFTER-INNING RECORDS

LEADING		TRAILING		TIED	
AFTER 1 INNING	1-1		2-4		6-3
AFTER 2 INNINGS	3-1		3-6		3-1
AFTER 3 INNINGS	3-1		3-6		3-1
AFTER 4 INNINGS	2-1		3-5		4-2
AFTER 5 INNINGS	4-1		3-5		2-2
AFTER 6 INNINGS	6-0		3-7		0-1
AFTER 7 INNINGS	5-1		3-6		1-1
AFTER 8 INNINGS	8-1		0-7		1-0
TOTAL INNINGS...	48 (31.2%)		74 (48.1%)		32 (20.8%)

## OMAHA BIG INNINGS

DATE	INNING	RUNS
------	--------	------

## SCORE BY INNINGS

REGULAR SEASON	1	2	3	4	5	6	7	8	9	10	11	12	TOTAL
STORM CHASERS	4	7	9	12	16	15	3	21	3	2			92
OPPONENTS	11	20	10	15	8	11	6	6	6	4			97
Difference	-7	-13	-1	-3	8	4	-3	15	-3	-2			-5

<b>VS. NORFOLK</b>	<b>1</b>	<b>2</b>	<b>3</b>	<b>4</b>	<b>5</b>	<b>6</b>	<b>7</b>	<b>8</b>	<b>9</b>	<b>10</b>	<b>11</b>	<b>12</b>	<b>TOTAL</b>
<b>STORM CHASERS</b>	0	3	0	1	2	4	0	9	0				<b>19</b>
<b>TIDES</b>	3	5	5	2	5	0	4	1	0				<b>25</b>
<b>vs. Norfolk Difference</b>	<b>-3</b>	<b>-2</b>	<b>-5</b>	<b>-1</b>	<b>-3</b>	<b>4</b>	<b>-4</b>	<b>8</b>	<b>0</b>				<b>-6</b>

## MULTI-RUN INNINGS

	2 RUNS	3 RUNS	4 RUNS	5 RUNS	6 RUNS	7 RUNS	8 RUNS	9 RUNS	10+	TOTAL
<b>STORM CHASERS</b>	12	3	7	1	-	-	-	-	-	<b>23</b>
<b>OPPONENTS</b>	18	4	4	1	1	-	-	-	-	<b>28</b>

## RECORD BY RUNS SCORED/ALLOWED

RUNS	0	1	2	3	4	5	6	7	8	9	10	11	12	13+
SCORED	0-1	0-0	0-2	1-2	1-2	2-0	0-1	1-0	1-0	1-0	0-0	0-0	2-0	0-0
ALLOWED	1-0	0-0	2-0	2-1	0-1	1-0	1-2	1-2	1-0	0-0	0-0	0-0	0-0	0-2

## RECORD BY MARGIN OF VICTORY/DEFEAT

1 RUN	2 RUNS	3 RUNS	4 RUNS	5 RUNS	6 RUNS	7 RUNS	8 RUNS	9 RUNS	10+ RUNS
1 - 1	4 - 2	1 - 1	0 - 2	1 - 0	2 - 0	0 - 0	0 - 0	0 - 2	0 - 0

### EXTRA-INNING GAMES (0 WINS, 1 LOSS)

GAME #	DATE	OPPONENT	FINAL SCORE	INNINGS	WIN	LOSS	SAVE	EXTRA-INNING SCORING
8	April 6	vs. Louisville	L, 7-5	10	Lyon Richardson	Austin Cox	-	Louisville scores 4 in 10th, Omaha scores 2

**Bold Indicates Omaha Extra-Inning Win**

## WALK-OFF TRACKER (1 FOR, 0 AGAINST)

GAME #	DATE	OPPONENT	FINAL (INNING)	PLAYER	WINNING RUN	PITCHER	HOW	OUTS	COUNT
5	April 3	vs. Louisville	W, 5-3 (9)	Cam Devanney	Harold Castro	Alan Busenitz	2-Run Home Run to LCF	2	0-2

**Bold Indicates Omaha Walk-Off Win**

## STORM CHASERS EJECTIONS (1)

DATE	INNING	WHO (POSITION) / # IN 2025	WHY	UMPIRE (POSITION)
1. April 11 @ St. Paul	▼ 7	Mike Jirschele (Manager) / 1st	Double Play Call at 1st Base	Louie Krupa (1st Base Umpire / CC)



## HOME RUN BREAKDOWN

PLAYER	TOTAL	RUNNERS ON				SPLITS				SCORE		RECORD	STATCAST MAX		LAST
		0	1	2	3	VL	VR	HOME	AWAY	TIED GAME	GO AHEAD		EV (MPH)	DISTANCE (FT)	
Cam Devanney	4	2	1	1	-	-	4	3	1	1	1	3-1	107.5	408	4/3 vs. LOU
33 Brian O'Keefe	2	1	1	-	-	-	2	2	-	-	1	1-1	103.4	373	4/17 vs. NOR
19 Joey Wiemer	2	2	-	-	-	1	1	2	-	-	-	0-2	101.1	383	4/16 vs. NOR
1 Harold Castro	2	1	1	-	-	1	1	1	1	1	1	1-1	104.3	420	4/12 @ STP
2 John Rave	2	2	-	-	-	2	-	2	-	-	2	1-1	106.7	413	4/4 vs. LOU
Drew Waters	2	-	1	1	-	-	2	2	-	-	1	2-1	101.5	276	4/3 vs. LOU
17 Nelson Velázquez	1	-	1	-	-	-	1	-	1	-	-	0-1	101.3	375	4/10 @ STP
28 Tyler Gentry	1	-	1	-	-	-	1	1	-	-	-	0-1	101.1	-	4/6 vs. LOU
11 Luca Tresh	1	1	-	-	-	1	-	1	-	1	-	0-1	107.8	408	4/1 vs. LOU
60 Luke Maile	1	-	-	-	1	1	-	-	1	-	1	1-0	103.0	-	3/29 @ IOW
TEAM TOTALS	18	9	6	2	1	6	12	14	4	-	-	-	107.8	420	-
OPPONENT TOTALS	18	10	6	2	-	5	13	9	9	-	-	-	108.3	426	-

## INNING DISTRIBUTION

1ST INNING	2ND INNING	3RD INNING	4TH INNING	5TH INNING	6TH INNING	7TH INNING	8TH INNING	9TH INNING	10TH INNING	11TH INNING
2	1	1	2	2	4	1	2	2	1	-

## NOTABLE STORM CHASERS HOME RUNS

GRAND SLAMS (1)		BACK-TO-BACK HOMERS (0)		2-HOMER GAMES (1)	
PLAYER (CAREER NO.)	DATE/OPPONENT (INN.)	PLAYERS	DATE/OPPONENT	PLAYER (CAREER NO.)	DATE/OPPONENT
Luke Maile (2nd)	3/29 @ Iowa (▲8)			Cam Devanney (5th)	4/2 vs. Louisville

LEADOFF HOMERS (2)		BACK-TO-BACK-TO-BACK HOMERS (0)		3-HOMER GAMES (0)	
PLAYER (CAREER NO.)	DATE/OPPONENT	PLAYERS	DATE/OPPONENT	PLAYER (CAREER NO.)	DATE/OPPONENT (INN.)
John Rave (5th)	4/1 vs. Louisville				
John Rave (6th)	4/4 vs. Louisville				

PINCH-HIT HOMERS (0)		WALK-OFF HOMERS (1)		INSIDE-THE PARK HOMERS (1)	
PLAYER (CAREER NO.)	DATE/OPPONENT (INN.)	PLAYER	DATE/OPPONENT	PLAYER (CAREER NO.)	DATE/OPPONENT (INN.)
		Cam Devanney	4/3 vs. Louisville	Drew Waters (1st)	4/2 vs. Louisville (▼4)

## NOTABLE OPPOSING HOME RUNS

GRAND SLAMS (0)		BACK-TO-BACK HOMERS (1)		2-HOMER GAMES (0)	
PLAYER (CAREER NO.)	DATE/OPPONENT (INN.)	PLAYERS	DATE/OPPONENT	PLAYER (CAREER NO.)	DATE/OPPONENT
		Edwin Ríos & Rece Hinds	4/6 vs. Louisville (▲10)	Dylan Beavers (3rd)	4/16 vs. Norfolk

LEADOFF HOMERS (2)		BACK-TO-BACK-TO-BACK HOMERS (0)		3-HOMER GAMES (0)	
PLAYER (CAREER NO.)	DATE/OPPONENT	PLAYERS	DATE/OPPONENT	PLAYER (CAREER NO.)	DATE/OPPONENT (INN.)
Tyler Callihan (1st)	4/2 vs. Louisville				
Dylan Beavers (2nd)	4/16 vs. Norfolk				

PINCH-HIT HOMERS (0)		WALK-OFF HOMERS (0)		INSIDE-THE PARK HOMERS (0)	
PLAYER (CAREER NO.)	DATE/OPPONENT (INN.)	PLAYER	DATE/OPPONENT	PLAYER (CAREER NO.)	DATE/OPPONENT (INN.)



## PITCHING

vs. Left-Handed Starter	3-2
vs. Right-Handed Starter	6-6
WITH Left-Handed Starter	4-2
WITH Right-Handed Starter	5-6
0-4 strikeouts	0-0
5-9 strikeouts	4-4
10+ strikeouts	5-4
0 runs of support	1-3
1-2 runs of support	3-4
3-4 runs of support	2-1
5-9 runs of support	2-0
10+ runs of support	1-0
Bullpen Games	1-1
Starter goes less than 4.0 Innings	3-3
Starter goes 4.0/4.1/4.2 Innings	1-2
Starter goes 5.0/5.1/5.2 Innings	4-1
Starter goes 6.0+ Innings	1-2

## SCORING

1-Run Games	1-1
2-Run Games	4-2
3-4-Run Games	1-3
5+ Run Games	3-2
Extra Innings	0-1
Shutouts	1-1
Doubleheaders	0-0 (0 SWEEP, 0 SPLIT, 0 SWEPT)
Scoring 0-2 Runs	0-2
3-5 Runs	4-5
6-9 Runs	3-1
10+ Runs	2-0
Opponent 0-2 Runs	3-0
3-5 Runs	3-2
6-9 Runs	3-4
10+ Runs	0-2
Scored in 1st Inning	1-2
Opponent scored in 1st	2-4
Scores first	6-1
Opponent scores first	3-7

## HITTING

Omaha 0-5 hits	0-3
6-9 hits	4-5
10+ hits	5-0
Opponent 0-5 hits	2-0
6-9 hits	5-3
10+ hits	2-5
Out-hit opponent	8-0
Out-hit by opponent	1-8
Hits are tied	0-0
Hit 0 home runs	3-4
1 home run	3-1
2 home runs	2-2
3+ home runs	1-1
Opponent hit 0 home runs	5-3
1 home run	3-0
2 home runs	1-4
3+ home runs	0-1
Leave 0-5 runners on base	4-1
6-9 on base	3-7
10+ on base	2-0
Opponent leaves 0-5 runners on base	1-0
6-9 on base	6-6
10+ on base	2-2
Steals 0 bases	1-4
1 base	2-1
2 bases	4-2
3+ bases	2-1
Opponent steals 0 bases	4-1
1 base	4-1
2 bases	1-2
3+ bases	0-4

## FIELDING

Turned 0 double plays	4-5
1 double play	2-2
2 double plays	2-1
3+ double plays	1-0
Made 0 errors	4-3
1 error	4-2
2 errors	1-1
3+ errors	0-2
Opponent made 0 errors	4-5
1 error	3-2
2 errors	2-1
3+ errors	0-0

## INDIVIDUAL BATTING

SPLIT	#, PLAYER, GAME
Most At-Bats	6, Tyler Gentry, 3/29 @ IOW
Most Plate Appearances	6, 3x, last: Tyler Gentry, 3/29 @ IOW
Most Runs	3, 5x, last: Mark Canha, 4/15 vs. NOR
Most Hits	4, 2x, last: Nick Loftin, 4/15 vs. NOR
Most Doubles	1, 26x, last: Nick Gordon, 4/17 vs. NOR
Most Triples	1, 5x, last: Harold Castro, 4/17 vs. NOR
Most Extra-Base Hits	3, Drew Waters, 4/2 vs. LOU
Most Home Runs	2, Cam Devanney, 4/2 vs. LOU
Most Total Bases	10, Drew Waters, 4/2 vs. LOU
Most RBI	5, 2x, last: Drew Waters, 4/2 vs. LOU
Most Stolen Bases	3, Joey Wiemer, 4/8 @ STP
Most Caught Stealing	1, 4x, last: Nelson Velázquez, 4/13 @ STP
Most Walks	3, 3x, last: Nick Loftin, 4/17 vs. NOR
Most Hit-By-Pitch	1, 9x, last: Tyler Gentry, 4/17 vs. NOR
Most Strikeouts	4, 2x, last: Nick Gordon, 4/11 @ STP
Most Sac Hits	1, 6x, last: Harold Castro, 4/15 vs. NOR
Most Sac Flies	1, 8x, last: Cam Devanney, 4/15 vs. NOR
Most GDP	1, 13x, last: Dustin Dickerson, 4/17 vs. NOR
Most Left On Base	8, Nelson Velázquez, 4/15 vs. NOR

## TEAM BATTING

SPLIT	#, GAME
Most At-Bats, Game	38, 4/6 vs. LOU
Most Plate Appearances, Game	48, 3/29 @ IOW
Most Runs, Game	12, 2x, last: 4/2 vs. LOU
Most Runs, Inning	5, 4/4 vs. LOU
Most Hits, Game	14, 4/15 vs. NOR
Most Hits, Inning	4, 4/16 vs. NOR
Fewest Hits, Game	4, 4/5 vs. LOU
Most Doubles, Game	3, 3x, last: 4/15 vs. NOR
Most Triples, Game	1, 5x, last: 4/17 vs. NOR
Most Extra-Base Hits, Game	6, 4/2 vs. LOU
Most Home Runs, Game	3, 2x, last: 4/2 vs. LOU
Most Home Runs, Inning	1, 18x, last: 4/17 vs. NOR
Most Total Bases, Game	24, 4/2 vs. LOU
Most RBI, Game	12, 3/29 @ IOW
Most Stolen Bases, Game	6, 4/8 @ STP
Most Caught Stealing, Game	1, 4x, last: 4/13 @ STP
Most Walks, Game	10, 3/29 @ IOW
Most Hit-By-Pitch, Game	1, 9x, last: 4/17 vs. NOR
Most Strikeouts, Game	15, 2x, last: 4/11 @ STP
Most Sac Hits, Game	2, 3/29 @ IOW
Most Sac Flies, Game	2, 2x, last: 4/15 vs. NOR
Most GDP, Game	2, 3x, last: 4/16 vs. NOR
Most Left On Base, Game	11, 4/4 vs. LOU

## TEAM STREAKS

SPLIT	#, GAME
Longest Home Run Streak	5, 3/29-4/4
Longest Winning Streak	3, 2x, last: 4/12-4/15
Longest Losing Streak	3, 4/9-4/11

## INDIVIDUAL PITCHING

SPLIT	#, PLAYER, GAME
Most Innings Pitched	6.0, 3x, last: Noah Cameron, 4/8 @ STP
Most Runs Allowed	8, 2x, last: Cruz Noriega, 4/16 vs. NOR
Most Hits Allowed	9, Thomas Hatch, 4/15 vs. NOR
Fewest Hits Allowed, Complete Game	-
Most Earned Runs Allowed	8, 2x, last: Cruz Noriega, 4/16 vs. NOR
Most Home Runs Allowed	3, Cruz Noriega, 4/16 vs. NOR
Most Walks Allowed	4, 2x, last: Chandler Champlain, 4/11 @ STP
Most Hit-By-Pitch	1, 6x, last: Tyson Guerrero, 4/10 @ STP
Most Strikeouts, Reliever	4, 2x, last: Junior Fernández, 4/11 @ STP
Most Strikeouts	11, Luinder Avila, 4/1 vs. LOU

## TEAM PITCHING

SPLIT	#, GAME
Most Innings Pitched, Game	10.0, 4/6 vs. LOU
Most Runs Allowed, Game	15, 4/16 vs. NOR
Most Runs Allowed, Inning	6, 4/10 @ STP
Fewest Runs Allowed, Game	0, 4/8 @ STP
Most Hits Allowed, Game	16, 4/10 @ STP
Most Hits Allowed, Inning	6, 4/15 vs. NOR
Fewest Hits Allowed, Game	2, 2x, last: 4/8 @ STP
Most Earned Runs Allowed, Game	13, 4/16 vs. NOR
Most Doubles Allowed, Game	6, 4/10 @ STP
Most Triples Allowed, Game	1, 2x, last: 4/15 vs. NOR
Most Home Runs Allowed, Game	5, 4/16 vs. NOR
Most Stolen Bases Allowed, Game	3, 4x, last: 4/11 @ STP
Most Walks Allowed, Game	9, 4/10 @ STP
Fewest Walks Allowed, Game	2, 2x, last: 4/9 @ STP
Most Hit-By-Pitch, Game	2, 4/5 vs. LOU
Most Strikeouts, Game	15, 2x, last: 4/12 @ STP

## TEAM MISC

SPLIT	#, GAME
Longest Game, Innings	10, 4/6 vs. LOU
Longest Game, Time (9 Innings)	3:23, 4/10 @ STP
Longest Game, Time (Extra Innings)	2:58, 4/6 vs. LOU
Shortest Game, Time (9+ Innings)	2:14, 4/8 @ STP
Largest Home Crowd	8,660, 4/16 vs. NOR
Largest Road Crowd	7,226, 3/28 @ IOW
Largest Winning Margin	6, 2x, last: 4/4 vs. LOU
Largest Losing Margin	-9, 2x, last: 4/16 vs. NOR
Largest Comeback Win	5, 2x, last: 4/15 vs. NOR
Largest Lead Blown In Loss	2, 4/11 @ STP
Most Games Under .500	2, 1x, last: 4/11 (5-7)
Most Games Over .500	2, 1x, last: 4/4 (4-2)

## TEAM FIELDING

SPLIT	#, GAME
Most Errors, Game	3, 2x, last: 4/16 vs. NOR
Most Double Plays Turned, Game	3, 4/17 vs. NOR

▲ Indicates Storm Chasers Record Tied

\* Indicates Storm Chasers Record Set

## 2025 STATCAST LEADERS (TOP 10)

LONGEST MEASURED HOMER DISTANCE				HIGHEST BATTED BALL EXIT VELOCITY				FASTEST PITCH VELOCITY			
PLAYER	DISTANCE (PITCHER, PITCH)	DATE		PLAYER	EXIT VELO (BATTED BALL TYPE)	DATE		PLAYER	PITCH VELO (PITCH RESULT)	DATE	
1. Harold Castro	420	Andrew Abbott (4-Seam FB)	4/6 vs. LOU	1. John Rave	110.1 Groundout (4-3)	4/15 vs. NOR		1. Junior Fernandez	100.9 Called Ball / Sinker	4/13 @ STP	
2. John Rave	413	Drew Parrish (4-Seam FB)	4/4 vs. LOU	2. Joey Wiemer	109.7 Grounded Into DP (5-4-3)	4/2 vs. LOU		2. Junior Fernandez	100.7 Double / 4-Seam FB	4/13 @ STP	
3. Luca Tresh	408	Joe La Sorsa (Sinker)	4/1 vs. LOU	3. Cam Devanney	109.6 Lineout (L8)	4/5 vs. LOU		3. Junior Fernandez	100.4 Foul Ball / Sinker	4/13 @ STP	
4. Cam Devanney	408	Lyon Richardson (Slider)	4/2 vs. LOU	4. Cam Devanney	109.6 Single	4/4 vs. LOU		4. Junior Fernandez	100.2 Called Strike / 4-Seam FB	4/17 vs. NOR	
5. Joey Wiemer	383	Thaddeus Ward (Sweeper)	4/16 vs. NOR	5. Joey Wiemer	109.3 Fielders Choice (6-4)	4/4 vs. LOU		5. Junior Fernandez	100.0 Foul Ball / Sinker	4/11 @ STP	
6. Joey Wiemer	378	Andrew Abbott (Curveball)	4/1 vs. LOU	6. John Rave	109.0 Single	4/15 vs. NOR		6. Steven Cruz	100.0 Foul Ball / 4-Seam FB	4/8/2025	
7. Harold Castro	377	Jarret Whorff (Cutter)	4/12 @ STP	7. John Rave	108.7 Single	4/11 @ STP		7. Steven Cruz	99.9 Called Ball / 4-Seam FB	4/8 @ STP	
8. Nelson Velázquez	375	Travis Adams (4-Seam FB)	4/10 @ STP	8. Nelson Velázquez	108.0 Groundout (6-3)	4/3 vs. LOU		8. Junior Fernandez	99.8 Called Strike / Sinker	4/13 @ STP	
9. Brian O'Keefe	373	Cody Poteet (4-Seam FB)	4/17 vs. NOR	9. Joey Wiemer	108.0 Fielders Choice (5-4)	4/16 vs. NOR		9. Steven Cruz	99.8 Called Strike / 4-Seam FB	4/8 @ STP	
10. Cam Devanney	372	Alan Busenitz (Changeup)	4/3 vs. LOU	10. Joey Wiemer	108.0 Lineout (L9)	4/16 vs. NOR		10. Junior Fernandez	99.7 Called Ball / 4-Seam FB	4/9 @ STP	



## INDIVIDUAL BATTING

### FOR THE STORM CHASERS

SPLIT	PLAYER, GAME
<b>Grand Slam</b>	<b>Luke Maile, 3/29/2025 @ IOW</b>
Pinch-Hit Home Run	Brian O'Keefe, 7/23/2024 @ STP
Pinch-Hit Walk-Off Home Run	-
<b>2 Home Run Game</b>	<b>Cam Devanney, 4/2/2025 vs. LOU</b>
3+ Home Run Game	Ryan McBroom, 3, 6/13/2021 @ STP
2 Home Runs, One Inning	Brett Eibner, 2, 5/12/2016 vs. MEM
<b>Leadoff Home Run</b>	<b>John Rave, 4/4/2025 vs. LOU</b>
<b>Walk-Off Home Run</b>	<b>Cam Devanney, 4/3/2025 vs. LOU</b>
Walk-Off Grand Slam	Jimmy Govern, 5/7/2022 vs. COL
<b>Walk-Off Win</b>	<b>Cam Devanney, 4/3/2025 vs. LOU</b>
5 Hit Game	Rodolfo Durán, 9/3/2024 @ MEM
6+ Hit Game	Matt Diaz, 6, 7/27/2005 @ POR
2 Hits, One Inning	Ryan Fitzgerald, 8/10/2024 vs. IOW
<b>5 RBI Game</b>	<b>Drew Waters, 4/2/2025 vs. LOU</b>
6 RBI Game	Cam Devanney, 8/31/2024 vs. STP
7 RBI Game	Drew Waters, 4/11/2024 vs. GWN
8 RBI Game	Jimmy Paredes, 5/12/2014 vs. NEW
9+ RBI Game	Brett Eibner, 9, 4/9/2014 vs. MEM
Steal of Home	Nate Eaton, 6/15/2024 @ TOL
<b>3+ Stolen Base Game</b>	<b>Joey Wiemer, 3, 4/8/2025 @ STP</b>

### AGAINST THE STORM CHASERS

SPLIT	PLAYER, GAME
Grand Slam	Will Robertson, 8/25/2024 @ BUF
<b>Pinch-Hit Home Run</b>	<b>TT Bowens, 4/16/2025 vs. NOR</b>
Pinch-Hit Walk-Off Home Run	Isaac Galloway, 4/13/2019 vs. NO (G2)
<b>2 Home Run Game</b>	<b>Dylan Beavers, 4/16/2025 vs. NOR</b>
3+ Home Run Game	Jhonkensy Noel, 3, 5/22/2024 vs. COL
2 Home Runs, One Inning	-
<b>Leadoff Home Run</b>	<b>Dylan Beavers, 4/16/2025 vs. NOR</b>
Walk-Off Home Run	Chase Strumpf, 7/5/2024 @ IOW
Walk-Off Grand Slam	Will Middlebrooks, 6/18/2016 @ COL
Walk-Off Win	Brady House, 7/31/2024 @ ROC
5 Hit Game	P.J. Higgins, 9/5/2023 @ IOW
6+ Hit Game	-
2 Hits, One Inning	Miles Mastrobuoni, 8/10/2023 vs. IOW
5 RBI Game	Hernán Pérez, 8/25/2023 vs. STP
6 RBI Game	Luis Vázquez, 8/9/2023 vs. IOW
7 RBI Game	Chase Strumpf, 8/9/2023 vs. IOW
8 RBI Game	Adolis García, 7/21/2019 vs. MEM
9+ RBI Game	-
<b>Steal of Home</b>	<b>Noelvi Marte, 4/5/2025 vs. LOU</b>
3+ Stolen Base Game	J.P. Martínez, 3, 4/12/2024 vs. GWN

## TEAM BATTING

### FOR THE STORM CHASERS

SPLIT	GAME
4 Home Run Game	7/27/2024 @ STP
5 Home Run Game	7/9/2024 vs. TOL
6 Home Run Game	6/4/2019 vs. ABQ
7+ Home Run Game	7, 6/30/2024 @ COL
3 Home Runs, One Inning	8/10/2024 vs. IOW
4+ Home Runs, One Inning	4, 5/21/2021 @ IOW

### AGAINST THE STORM CHASERS

SPLIT	GAME
4 Home Run Game	9/19/2024 @ LOU
<b>5 Home Run Game</b>	<b>4/16/2025 vs. NOR</b>
6 Home Run Game	7/12/2024 vs. TOL
7+ Home Run Game	7, 8/9/2023 vs. IOW
3 Home Runs, One Inning	7/28/2023 @ COL
4+ Home Runs, One Inning	4, 8/9/2023 vs. IOW

## INDIVIDUAL PITCHING

### FOR THE STORM CHASERS

SPLIT	PLAYER, GAME
No-Hitter	-
Complete Game	Arnaldo Hernandez, 9.0, 8/15/2018 vs. OKC
Complete Game, 1-Hitter	Luis Mendoza, 9.0, 7/18/2011 @ MEM
Complete Game, 2-Hitter	Arnaldo Hernandez, 7.0, 7/21/2018 vs. RR
Complete Game Shutout	Jake Kalish, 7.0, 7/2/2018 vs. NAS
<b>10+ Strikeout Game</b>	<b>Luinder Avila, 11, 4/1/2025 vs. LOU</b>
15+ Strikeout Game	-
4+ Strikeouts In An Inning	Walter Pennington, 4, 8/22/2023 vs. STP

### AGAINST THE STORM CHASERS

SPLIT	PLAYER, GAME
No-Hitter	Dustin Nippert, 7.0, 6/29/2008 vs. OKL
Complete Game	Daniel Ponce de Leon, 9.0, 7/15/2018 vs. MEM
Complete Game, 1-Hitter	Daniel Ponce de Leon, 9.0, 7/15/2018 vs. MEM
Complete Game, 2-Hitter	Michael McGreevy, 7.0, 9/5/2024 @ MEM (G2)
Complete Game Shutout	Doug Nikhazy, 7.0, 6/28/2024 @ COL (G2)
10+ Strikeout Game	Michael McGreevy, 10, 9/5/2024 @ MEM (G2)
15+ Strikeout Game	-
4+ Strikeouts In An Inning	Eric Hull, 4, 8/4/2007 vs. LV



PLAYER	GS	POSITION										BATTING ORDER								
		C	1B	2B	3B	SS	LF	CF	RF	OF	DH	1ST	2ND	3RD	4TH	5TH	6TH	7TH	8TH	9TH
Nick Loftin	17		1	3	13							1	2	14						
Joey Wiemer	16						1	12	2	15	1		2	2	7	3	2			
John Rave	15						9	1	4	14	1	15								
Harold Castro	14		3	5	1	5							3		1	8	1		1	
Cam Devanney	13				2	11									1					12
Nick Pratto	12		11								1							5	7	
Nelson Velázquez	11						2		5	7	4						2	7	2	
Brian O'Keefe	11	6									5				2	2	6	1		
Luke Maile	9	7									2				5	2	1	1		
Drew Waters	7						1	4	2	7			7							
Tyler Gentry	7						3		4	7				1	1	1	3	1		
Nick Gordon	7			7								1				1	1	1		3
Luca Tresh	6	4									2						1	1	3	1
Mark Canha	3		1				1			1	1		3							
Tyler Tolbert	2			2															2	
Jordan Groshans	2		1		1														2	
Dustin Dickerson	1					1														1

STORM CHASERS POSITION PRODUCTION													
	AVG	AB	H	TB	2B	3B	HR	RBI	BB	SO	OBP	SLG	OPS
C	.237	59	14	23	0	0	3	10	13	16	.384	.390	.774
1B	.228	57	13	18	3	1	0	6	11	19	.362	.316	.678
2B	.238	63	15	18	3	0	0	5	6	20	.300	.286	.586
3B	.333	57	19	25	6	0	0	6	17	13	.493	.439	.932
SS	.356	59	21	44	5	0	6	16	7	17	.443	.746	1.189
LF	.232	69	16	30	2	3	2	9	8	16	.304	.435	.739
CF	.227	66	15	30	4	1	3	16	8	19	.321	.455	.776
RF	.194	62	12	22	1	0	3	7	9	20	.301	.355	.656
DH	.197	61	12	17	2	0	1	6	7	25	.275	.279	.554

STORM CHASERS BATTING ORDER PRODUCTION													
	AVG	AB	H	TB	2B	3B	HR	RBI	BB	SO	OBP	SLG	OPS
1st	.286	70	20	35	5	2	2	9	8	19	.354	.500	.854
2nd	.328	67	22	36	3	1	3	16	12	18	.425	.537	.962
3rd	.224	58	13	16	3	0	0	4	18	12	.410	.276	.686
4th	.133	60	8	13	2	0	1	5	11	18	.284	.217	.501
5th	.283	60	17	30	4	0	3	10	10	20	.389	.500	.889
6th	.185	65	12	26	2	0	4	13	6	20	.270	.400	.670
7th	.190	58	11	13	0	1	0	3	11	19	.310	.224	.534
8th	.267	60	16	23	2	1	1	9	5	22	.333	.383	.716
9th	.322	59	19	36	5	0	4	12	5	17	.394	.610	1.004

OUTFIELD ASSIST LOG (1)

#	OUTFIELDER	POS.	ARM (MPH)	GAME	INNING	BASE	PITCHER	BATTER	RUNNER OUT	PLAY
1.	Nelson Velázquez	RF	98.1	4/9 @ St. Paul	8	2nd	Evan Sisk	Austin Martin	Emmanuel Rodriguez	Martin singles, Rodriguez out at 2nd (9-3)

BY PLAYER

Nelson Velázquez 1 RF



## 2025 STORM CHASER QUALITY STARTS (2)

STARTER (# IN 2025)		GAME	DEC	IP	H	R	ER	HR	HB	BB	IBB	SO	WP	BK	GIDP	TBF	% K/BB	NP-S	S%	FPS	FPS%	P/IP	CATCHER
1.	Luinder Avila (1)	4/6 vs. Louisville	-	6.0	6	2	2	0	0	2	0	5	0	1	0	25	20.0%	81 - 52	64.20%	15	60.00%	13.50	Tresh
2.	Noah Cameron (1)	4/8 @ St. Paul	W	6.0	2	0	0	0	0	1	0	5	0	0	0	21	23.8%	78 - 50	64.10%	10	47.62%	13.00	O'Keefe

## 2025 REHAB ASSIGNMENTS WITH OMAHA (1)

## HITTING (1)

PLAYER	<i>INJURY</i>	DATES	AVG	G	AB	R	H	TB	2B	3B	HR	RBI	BB	IBB	SO	SB	CS	OBP	SLG	OPS	PA	SAC	SF	HBP	GIDP
Mark Canha	<i>Left adductor strain</i>	4/15 - Present	.200	3	10	3	2	2	0	0	0	0	3	0	4	0	0	.385	.200	.585	13	0	0	0	0

## PITCHING (0)

PLAYER	<i>INJURY</i>	DATES	W	L	ERA	G	GS	CG	SHO	GF	HLD	SV	SVO	IP	H	R	ER	HR	HB	BB	IBB	SO	AVG	WP	BK	GIDP	TBF
--------	---------------	-------	---	---	-----	---	----	----	-----	----	-----	----	-----	----	---	---	----	----	----	----	-----	----	-----	----	----	------	-----

## 2025 STORM CHASER AWARD WINNERS (2)

### INTERNATIONAL LEAGUE PLAYER OF THE WEEK (1)

PLAYER	DATES	AVG	G	AB	PA	R	H	TB	2B	3B	HR	RBI	BB	IBB	SO	SB	CS	OBP	SLG	OPS	SAC	SF	HBP	GDP
Drew Waters	March 31 - April 6	.526	5	19	23	5	10	20	2	1	2	7	4	0	4	2	0	.609	1.053	1.662	0	0	0	0

## INTERNATIONAL LEAGUE PITCHER OF THE WEEK (1)

PLAYER	DATES	W	L	ERA	G	GS	CG	SHO	GF	HLD	SV	SVO	IP	H	R	ER	HR	HB	BB	IBB	SO	WHIP	AVG	WP	BK	GDP
Tyson Guerrero	March 31 - April 6	1	0	0.00	1	1	0	0	0	0	0	0	5.0	0	0	0	0	0	0	0	7	0.00	.000	0	0	0






































































## INTERNATIONAL LEAGUE PLAYER OF THE MONTH (0)

PLAYER	DATES	AVG	G	AB	PA	R	H	TB	2B	3B	HR	RBI	BB	IBB	SO	SB	CS	OBP	SLG	OPS	SAC	SF	HBP	GDP
--------	-------	-----	---	----	----	---	---	----	----	----	----	-----	----	-----	----	----	----	-----	-----	-----	-----	----	-----	-----

### INTERNATIONAL LEAGUE PITCHER OF THE MONTH (0)

PLAYER	DATES	W	L	ERA	G	GS	CG	SHO	GF	HLD	SV	SVO	IP	H	R	ER	HR	HB	BB	IBB	SO	WHIP	AVG	WP	BK	GDP
--------	-------	---	---	-----	---	----	----	-----	----	-----	----	-----	----	---	---	----	----	----	----	-----	----	------	-----	----	----	-----



														OMAHA				OPPONENT					
GM #	MARCH	OPPONENT	SCORE	RECORD	STANDINGS, LG		WIN	LOSS	SAVE	TEMP.	1ST PITCH	TIME	ATT.	HOME ATT.	R	H	E	LO	R	H	E	LO	
1.	3/28	 @ Iowa	L, 6-3	0 - 1	<sup>T</sup> 11TH	-1.0	B. Kriske (1-0)	T. Guerrero (0-1)	D. Palencia (1)	78°	7:10 PM	2:29	7,226		3	5	0	6	6	10	1	6	
2.	3/29	 @ Iowa	W, 12-7	1 - 1	<sup>T</sup> 9TH	-1.0	J. Bowlan (1-0)	B. Hughes (0-1)	-	68°	3:08 PM	2:49	3,708		12	12	1	9	7	10	0	6	
3.	3/30	 @ Iowa	Postponed: Inclement Weather (Make up TBD)											1:08 PM CT									
														OMAHA				OPPONENT					
GM #	APRIL	OPPONENT	SCORE	RECORD	STANDINGS, LG		WIN	LOSS	SAVE	TEMP.	1ST PITCH	TIME	ATT.	HOME ATT.	R	H	E	LO	R	H	E	LO	
3.	4/1	 LOUISVILLE	L, 7-3	1 - 2	<sup>T</sup> 13TH	-2.5	A. Busenitz (1-0)	S. Cruz (0-1)	-	51°	6:36 PM	2:56	2,571	2,571	3	7	2	9	7	8	0	8	
4.	4/2	 LOUISVILLE	W, 12-6	2 - 2	<sup>T</sup> 10TH	-1.5	N. Cameron (1-0)	C. Petty (0-1)	-	47°	12:06 PM	2:38	1,538	4,109	12	11	2	4	6	7	1	9	
5.	4/3	 LOUISVILLE	W, 5-3	3 - 2	<sup>T</sup> 5TH	-0.5	J. Fernandez (1-0)	A. Busenitz (1-1)	-	54°	6:36 PM	2:51	1,619	5,728	5	9	0	5	3	7	2	6	
6.	4/4	 LOUISVILLE	W, 8-2	4 - 2	<sup>T</sup> 5TH	-0.5	T. Guerrero (1-1)	D. Parrish (0-1)	-	50°	6:37 PM	2:29	1,144	6,872	8	9	1	11	2	2	1	4	
7.	4/5	 LOUISVILLE	L, 4-0	4 - 3	8TH	-1.5	A. Wilkerson (1-1)	C. Champlain (0-1)	-	45°	2:05 PM	2:27	1,413	8,285	0	4	0	6	4	8	0	8	
8.	4/6	 LOUISVILLE	L, 7-5 (10)	4 - 4	10TH	-2.5	L. Richardson (1-0)	A. Cox (0-1)	-	55°	2:05 PM	2:58	2,002	10,287	5	9	0	9	7	15	1	12	
9.	4/8	 @ St. Paul	W, 3-0	5 - 4	<sup>T</sup> 9TH	-2.5	N. Cameron (2-0)	Z. Matthews (1-1)	S. Cruz (1)	49°	6:39 PM	2:14	2,889		3	6	0	8	0	2	0	5	
10.	4/9	 @ St. Paul	L, 3-2	5 - 5	<sup>T</sup> 10TH	-3.5	C. Lewis (1-0)	J. Fernandez (1-1)	A. Misiewicz (1)	60°	6:40 PM	2:24	2,909		2	6	3	5	3	10	0	9	
11.	4/10	 @ St. Paul	L, 13-4	5 - 6	<sup>T</sup> 10TH	-4.5	K. Funderburk (1-0)	T. Guerrero (1-2)	-	46°	6:39 PM	3:23	2,962		13	16	0	1	4	7	1	0	
12.	4/11	 @ St. Paul	L, 6-4	5 - 7	<sup>T</sup> 14TH	-5.0	A. Speas (1-0)	T. Clarke (0-1)	K. Bischoff (1)	56°	6:38 PM	2:48	3,516		4	5	1	6	6	9	0	6	
13.	4/12	 @ St. Paul	W, 7-5	6 - 7	<sup>T</sup> 10TH	-4.5	A. Cox (1-1)	J. Whorff (0-1)	E. Sisk (1)	64°	2:08 PM	2:47	4,452		7	10	1	5	5	7	0	6	
14.	4/13	 @ St. Paul	W, 5-3	7 - 7	<sup>T</sup> 9TH	-4.5	E. Cerantola (1-0)	H. Ynoa (0-1)	J. Fernandez (1)	63°	2:09 PM	2:57	3,918		5	10	0	10	3	6	2	5	
15.	4/15	 NORFOLK	W, 9-8	8 - 7	<sup>T</sup> 8TH	-3.5	J. Wallace (1-0)	C. Martin (1-2)	J. Bowlan (1)	56°	12:10 PM	2:50	1,438	11,725	9	14	1	10	8	12	1	8	
16.	4/16	 NORFOLK	L, 15-6	8 - 8	<sup>T</sup> 9TH	-3.5	T. Ward (1-1)	C. Noriega (0-1)	-	65°	11:06 AM	2:54	8,660	20,385	6	8	3	9	15	15	2	7	
17.	4/17	 NORFOLK	W, 4-2	9 - 8	<sup>T</sup> 9TH	-3.5	J. Fernandez (2-1)	G. Wolfram (0-1)	J. Bowlan (2)	79°	6:35 PM	2:41 (1:29)	2,096	22,481	4	6	0	8	2	8	0	7	
18.	4/18	 NORFOLK									6:35 PM CT												
19.	4/19	 NORFOLK									2:05 PM CT												
20.	4/20	 NORFOLK									2:05 PM CT												
21.	4/22	 @ Toledo									5:35 PM CT												
22.	4/23	 @ Toledo									5:35 PM CT												
23.	4/24	 @ Toledo									5:35 PM CT												
24.	4/25	 @ Toledo									6:05 PM CT												
25.	4/26	 @ Toledo									4:05 PM CT												
26.	4/27	 @ Toledo									1:05 PM CT												
27.	4/29	 INDIANAPOLIS									11:05 AM CT												
28.	4/30	 INDIANAPOLIS									6:35 PM CT												
														OMAHA				OPPONENT					
GM #	MAY	OPPONENT	SCORE	RECORD	STANDINGS, LG		WIN	LOSS	SAVE	TEMP.	1ST PITCH	TIME	ATT.	HOME ATT.	R	H	E	LO	R	H	E	LO	
29.	5/1	 INDIANAPOLIS									6:35 PM CT												
30.	5/2	 INDIANAPOLIS									6:35 PM CT												
31.	5/3	 INDIANAPOLIS									6:35 PM CT												
32.	5/4	 INDIANAPOLIS									2:05 PM CT												
33.	5/6	 @ Louisville									5:05 PM CT												
34.	5/7	 @ Louisville									10:05 AM CT												
35.	5/8	 @ Louisville									5:35 PM CT												
36.	5/9	 @ Louisville									6:15 PM CT												
37.	5/10	 @ Louisville									6:15 PM CT												
38.	5/11	 @ Louisville									12:05 PM CT												
39.	5/13	 COLUMBUS									6:35 PM CT												
40.	5/14	 COLUMBUS									6:35 PM CT												
41.	5/15	 COLUMBUS									6:35 PM CT												
42.	5/16	 COLUMBUS									7:05 PM CT												
43.	5/17	 COLUMBUS									7:05 PM CT												
44.	5/18	 COLUMBUS									2:05 PM CT												
45.	5/20	 @ Salt Lake									7:35 PM CT												
46.	5/21	 @ Salt Lake									7:35 PM CT												
47.	5/22	 @ Salt Lake									7:35 PM CT												
48.	5/23	 @ Salt Lake									7:35 PM CT												
49.	5/24	 @ Salt Lake									7:35 PM CT												
50.	5/25	 @ Salt Lake									1:05 PM CT												
51.	5/27	 ST. PAUL									6:35 PM CT												
52.	5/28	 ST. PAUL									6:35 PM CT												
53.	5/29	 ST. PAUL									6:35 PM CT												
54.	5/30	 ST. PAUL									6:35 PM CT												
55.	5/31	 ST. PAUL									6:05 PM CT												
														OMAHA				OPPONENT					
GM #	JUNE	OPPONENT	SCORE	RECORD	STANDINGS, LG		WIN	LOSS	SAVE	TEMP.	1ST PITCH	TIME	ATT.	HOME ATT.	R	H	E	LO	R	H	E	LO	
56.	6/1	 ST. PAUL									5:05 PM CT												
57.	6/3	 IOWA									7:05 PM CT												
58.	6/4	 IOWA									7:05 PM CT												
59.	6/5	 IOWA									7:05 PM CT												
60.	6/6	 IOWA									7:05 PM CT												
61.	6/7	 IOWA									6:05 PM CT												
62.	6/8	 IOWA									5:05 PM CT												
63.	6/10	 @ Toledo									6:05 PM CT												
64.	6/11	 @ Toledo									6:05 PM CT												
65.	6/12	 @ Toledo									6:05 PM CT												
66.	6/13	 @ Toledo									6:05 PM CT												
67.	6/14	 @ Toledo									6:05 PM CT												
68.	6/15	 @ Toledo									1:05 PM CT												
69.	6/17	 DURHAM									12:05 PM CT												
70.	6/18	 DURHAM									7:05 PM CT												
71.	6/19	 DURHAM									7:05 PM CT												
72.	6/20	 DURHAM									7:05 PM CT												
73.	6/21	 DURHAM	</																				






























														OMAHA				OPPONENT			
GM #	JUNE	OPPONENT	SCORE	RECORD	STANDINGS, LG	WIN	LOSS	SAVE	TEMP.	1ST PITCH	TIME	ATT.	HOME ATT.	R	H	E	LO	R	H	E	LO
76.	6/24	@ Indianapolis								6:05 PM CT											
77.	6/25	@ Indianapolis								12:35 PM CT											
78.	6/26	@ Indianapolis								6:05 PM CT											
79.	6/27	@ Indianapolis								6:05 PM CT											
80.	6/28	@ Indianapolis								6:05 PM CT											
81.	6/29	@ Indianapolis								12:35 PM CT											
														OMAHA				OPPONENT			
GM #	JULY	OPPONENT	SCORE	RECORD	STANDINGS, LG	WIN	LOSS	SAVE	TEMP.	1ST PITCH	TIME	ATT.	HOME ATT.	R	H	E	LO	R	H	E	LO
82.	7/1	@ Iowa								6:38 PM CT											
83.	7/2	@ Iowa								12:08 PM CT											
84.	7/3	@ Iowa								7:08 PM CT											
85.	7/4	IOWA								7:05 PM CT											
86.	7/5	IOWA								6:05 PM CT											
87.	7/6	IOWA								5:05 PM CT											
88.	7/8	TOLEDO								12:05 PM CT											
89.	7/9	TOLEDO								7:05 PM CT											
90.	7/10	TOLEDO								7:05 PM CT											
91.	7/11	TOLEDO								7:05 PM CT											
92.	7/12	TOLEDO								6:05 PM CT											
93.	7/13	TOLEDO								2:05 PM CT											
ALL-STAR BREAK (JULY 14-17)																					
94.	7/18	@ Buffalo								5:35 PM CT											
95.	7/19	@ Buffalo								5:35 PM CT											
96.	7/20	@ Buffalo								12:05 PM CT											
97.	7/22	@ Syracuse								5:35 PM CT											
98.	7/23	@ Syracuse								5:35 PM CT											
99.	7/24	@ Syracuse								5:35 PM CT											
100.	7/25	@ Syracuse								5:35 PM CT											
101.	7/26	@ Syracuse								5:35 PM CT											
102.	7/27	@ Syracuse								12:05 PM CT											
103.	7/29	LOUISVILLE								7:05 PM CT											
104.	7/30	LOUISVILLE								12:05 PM CT											
105.	7/31	LOUISVILLE								7:05 PM CT											
														OMAHA				OPPONENT			
GM #	AUG.	OPPONENT	SCORE	RECORD	STANDINGS, LG	WIN	LOSS	SAVE	TEMP.	1ST PITCH	TIME	ATT.	HOME ATT.	R	H	E	LO	R	H	E	LO
106.	8/1	LOUISVILLE								7:05 PM CT											
107.	8/2	LOUISVILLE								6:05 PM CT											
108.	8/3	LOUISVILLE								5:05 PM CT											
109.	8/5	@ Indianapolis								5:35 PM CT											
110.	8/6	@ Indianapolis								12:35 PM CT											
111.	8/7	@ Indianapolis								5:35 PM CT											
112.	8/8	@ Indianapolis								6:05 PM CT											
113.	8/9	@ Indianapolis								5:35 PM CT											
114.	8/10	@ Indianapolis								12:35 PM CT											
115.	8/12	ST. PAUL								6:35 PM CT											
116.	8/13	ST. PAUL								6:35 PM CT											
117.	8/14	ST. PAUL								6:35 PM CT											
118.	8/15	ST. PAUL								6:35 PM CT											
119.	8/16	ST. PAUL								6:05 PM CT											
120.	8/17	ST. PAUL								5:05 PM CT											
121.	8/19	@ Columbus								5:15 PM CT											
122.	8/20	@ Columbus								5:15 PM CT											
123.	8/21	@ Columbus								11:05 AM CT											
124.	8/22	@ Columbus								6:05 PM CT											
125.	8/23	@ Columbus								4:05 PM CT											
126.	8/24	@ Columbus								12:05 PM CT											
127.	8/26	LEHIGH VALLEY								6:35 PM CT											
128.	8/27	LEHIGH VALLEY								6:35 PM CT											
129.	8/28	LEHIGH VALLEY								6:35 PM CT											
130.	8/29	LEHIGH VALLEY								6:35 PM CT											
131.	8/30	LEHIGH VALLEY								6:05 PM CT											
132.	8/31	LEHIGH VALLEY								5:05 PM CT											
														OMAHA				OPPONENT			
GM #	SEPT.	OPPONENT	SCORE	RECORD	STANDINGS, LG	WIN	LOSS	SAVE	TEMP.	1ST PITCH	TIME	ATT.	HOME ATT.	R	H	E	LO	R	H	E	LO
133.	9/2	@ Iowa								6:38 PM CT											
134.	9/3	@ Iowa								12:08 PM CT											
135.	9/4	@ Iowa								12:08 PM CT											
136.	9/5	@ Iowa								7:08 PM CT											
137.	9/6	@ Iowa								6:08 PM CT											
138.	9/7	@ Iowa								1:08 PM CT											
139.	9/9	CHARLOTTE								12:05 PM CT											
140.	9/10	CHARLOTTE								6:35 PM CT											
141.	9/11	CHARLOTTE								6:35 PM CT											
142.	9/12	CHARLOTTE								6:35 PM CT											
143.	9/13	CHARLOTTE								6:05 PM CT											
144.	9/14	CHARLOTTE								2:05 PM CT											
145.	9/16	@ Columbus								5:15 PM CT											
146.	9/17	@ Columbus								5:15 PM CT											
147.	9/18	@ Columbus								5:15 PM CT											
148.	9/19	@ Columbus								6:05 PM CT											
149.	9/20	@ Columbus								4:05 PM CT											
150.	9/21	@ Columbus								12:05 PM CT											
































## HITTING

SERIES	OPPONENT	DATES	AVG	G	AB	R	H	TB	2B	3B	HR	RBI	BB	IBB	SO	SB	CS	OBP	SLG	OPS	PA	SAC	SF	HBP	GIDP
SERIES 1	 @ Iowa	3/28 - 3/30	.258	2	66	15	17	27	4	0	2	14	14	0	25	9	0	.390	.409	.799	84	2	1	1	0
SERIES 2	 LOUISVILLE	4/1 - 4/6	.250	6	196	33	49	94	8	2	11	27	30	0	53	5	1	.353	.480	.833	234	2	3	3	7
SERIES 3	 @ St. Paul	4/8 - 4/13	.226	6	195	25	44	62	8	2	2	22	27	0	62	14	3	.323	.318	.641	228	2	2	2	3
SERIES 4	 NORFOLK	4/15 - 4/20																							
SERIES 5	 @ Toledo	4/22 - 4/27																							
SERIES 6	 INDIANAPOLIS	4/29 - 5/4																							
SERIES 7	 @ Louisville	5/6 - 5/11																							
SERIES 8	 COLUMBUS	5/13 - 5/18																							
SERIES 9	 @ Salt Lake	5/20 - 5/25																							
SERIES 10	 ST. PAUL	5/27 - 6/1																							
SERIES 11	 @ IOWA	6/3 - 6/8																							
SERIES 12	 @ Toledo	6/10 - 6/15																							
SERIES 13	 DURHAM	6/17 - 6/22																							
SERIES 14	 @ Indianapolis	6/24 - 6/29																							
SERIES 15	 @ Iowa	7/1 - 7/3																							
SERIES 16	 @ IOWA	7/4 - 7/6																							
SERIES 17	 TOLEDO	7/8 - 7/13																							
SERIES 18	 @ Buffalo	7/18 - 7/20																							
SERIES 19	 @ Syracuse	7/22 - 7/27																							
SERIES 20	 LOUISVILLE	7/29 - 8/3																							
SERIES 21	 @ Indianapolis	8/5 - 8/10																							
SERIES 22	 ST. PAUL	8/12 - 8/17																							
SERIES 23	 @ Columbus	8/19 - 8/24																							
SERIES 24	 LEHIGH VALLEY	8/26 - 8/31																							
SERIES 25	 @ Iowa	9/2 - 9/7																							
SERIES 26	 CHARLOTTE	9/9 - 9/14																							
SERIES 27	 @ Columbus	9/16 - 9/21																							

## PITCHING

SERIES	OPPONENT	DATES	W	L	ERA	G	GS	CG	SHO	GF	HLD	SV	SVO	IP	H	R	ER	HR	HB	BB	IBB	SO	AVG	WP	BK	GIDP
SERIES 1	 @ Iowa	3/28 - 3/30	1	1	6.88	2	2	0	0	2	0	0	0	17.0	20	13	13	3	1	7	0	18	.294	1	0	2
SERIES 2	 LOUISVILLE	4/1 - 4/6	3	3	4.09	6	6	0	0	6	2	0	3	55.0	47	29	25	4	4	26	0	62	.226	6	1	2
SERIES 3	 @ St. Paul	4/8 - 4/13	3	3	4.59	6	6	0	1	6	5	3	3	51.0	50	30	26	6	1	27	0	68	.254	0	0	3
SERIES 4	 NORFOLK	4/15 - 4/20																								
SERIES 5	 @ Toledo	4/22 - 4/27																								
SERIES 6	 INDIANAPOLIS	4/29 - 5/4																								
SERIES 7	 @ Louisville	5/6 - 5/11																								
SERIES 8	 COLUMBUS	5/13 - 5/18																								
SERIES 9	 @ Salt Lake	5/20 - 5/25																								
SERIES 10	 ST. PAUL	5/27 - 6/1																								
SERIES 11	 IOWA	6/3 - 6/8																								
SERIES 12	 @ Toledo	6/10 - 6/15																								
SERIES 13	 DURHAM	6/17 - 6/22																								
SERIES 14	 @ Indianapolis	6/24 - 6/29																								
SERIES 15	 @ Iowa	7/1 - 7/3																								
SERIES 16	 IOWA	7/4 - 7/6																								
SERIES 17	 TOLEDO	7/8 - 7/13																								
SERIES 18	 @ Buffalo	7/18 - 7/20																								
SERIES 19	 @ Syracuse	7/22 - 7/27																								
SERIES 20	 LOUISVILLE	7/29 - 8/3																								
SERIES 21	 @ Indianapolis	8/5 - 8/10																								
SERIES 22	 ST. PAUL	8/12 - 8/17																								
SERIES 23	 @ Columbus	8/19 - 8/24																								
SERIES 24	 LEHIGH VALLEY	8/26 - 8/31																								
SERIES 25	 @ Iowa	9/2 - 9/7																								
SERIES 26	 CHARLOTTE	9/9 - 9/14																								
SERIES 27	 @ Columbus	9/16 - 9/21																								

SERIES WINS: 0 (0 at Home, 0 on Road)

SERIES LOSSES: 0 (0 at Home, 0 on Road)

SERIES SPLITS: 3 (1 at Home, 2 on Road)



## STARTING PITCHERS

[illegible]

## RELIEVERS

[illegible]

## 2025 STORM CHASERS BY MONTH

## HITTING

MONTH	AVG	G	AB	R	H	TB	2B	3B	HR	RBI	BB	IBB	SO	SB	CS	OBP	SLG	OPS	SAC	SF	HBP	GIDP	LOB
MARCH	.258	2	66	15	17	27	4	0	2	14	14	0	25	9	0	.390	.409	.799	2	1	1	0	15
APRIL	.246	15	491	77	121	201	22	5	16	67	73	0	140	22	4	.349	.409	.758	4	7	8	13	112
MAY																							
JUNE																							
JULY																							
AUGUST																							
SEPTEMBER																							
TOTAL	.248	17	557	92	138	228	26	5	18	81	87	0	165	31	4	.354	.409	.763	6	8	9	13	127

## PITCHING

MONTH	W	L	ERA	G	GS	CG	SHO	GF	HLD	SV	SVO	IP	H	R	ER	HR	HB	BB	SO	WP	BK	WHIP	AVG
MARCH	1	1	6.88	2	2	0	0	2	0	0	0	17.0	20	13	13	3	1	7	18	1	0	1.59	.294
APRIL	8	7	5.01	15	15	0	1	15	7	5	8	133.0	132	84	74	15	5	69	150	6	1	1.51	.256
MAY																							
JUNE																							
JULY																							
AUGUST																							
SEPTEMBER																							
TOTAL	9	8	5.22	17	17	0	1	17	7	5	8	150.0	152	97	87	18	6	76	168	7	1	1.52	.261

## STARTING PITCHERS

MONTH	W	L	ERA	G	GS	CG	SHO	QS	IP	H	R	ER	HR	HBP	BB	SO	WP	BK	WHIP	AVG	TBF	BR	BRS
MARCH	0	1	14.14	2	2	0	0	0	7.0	14	11	11	2	1	5	10	1	0	2.71	.424	39	3	0
APRIL	3	3	5.65	15	15	0	0	2	63.2	61	45	40	8	2	30	72	0	1	1.43	.252	276	11	5
MAY																							
JUNE																							
JULY																							
AUGUST																							
SEPTEMBER																							
TOTAL	3	4	6.50	17	17	0	0	2	70.2	75	56	51	10	3	35	82	1	1	1.56	.273	315	14	5

## RELIEF PITCHERS

MONTH	W	L	ERA	G	GF	HLD	SV	SVO	IP	H	R	ER	HR	HBP	BB	SO	WP	BK	WHIP	AVG	TBF	IR	IRS
MARCH	1	0	1.80	2	2	0	0	0	10.0	6	2	2	1	0	2	8	0	0	0.8	.171	37	4	0
APRIL	5	4	4.41	15	15	7	5	8	69.1	71	39	34	7	3	39	78	6	0	1.59	.260	320	26	11
MAY																							
JUNE																							
JULY																							
AUGUST																							
SEPTEMBER																							
TOTAL	6	4	4.08	17	17	7	5	8	79.1	77	41	36	8	3	41	86	6	0	1.49	.250	357	30	11

## 2025 STORM CHASERS BY HALF

## HITTING

[illegible]

## PITCHING

[illegible]

## STARTING PITCHERS

[illegible]

## RELIEF PITCHERS

[illegible]



#	PITCHERS	ACTIVE DATES	CURRENT TEAM (IF NOT OMAHA)
25	<b>Luinder Avila</b>	3/28-	
62	<b>Jonathan Bowlan</b>	3/28-	
55	<b>Ryan Brady</b>	4/17-	
52	<b>Noah Cameron</b>	3/28-	
63	<b>Eric Cerantola</b>	4/8-	
56	<b>Chandler Champlain</b>	3/28-	
45	<b>Taylor Clarke</b>	3/28-	
54	<b>Austin Cox</b>	3/28-	
46	Steven Cruz	3/28-4/10	KANSAS CITY ROYALS
40	<b>Junior Fernandez</b>	3/28-	
16	<b>Tyson Guerrero</b>	3/28-	
37	<b>Thomas Hatch</b>	3/28-	
26	<b>Ryan Hendrix</b>	4/14-	
57	<b>Andrew Hoffmann</b>	3/28-	
47	<b>Cruz Noriega</b>	3/28-	
43	<b>Anthony Simonelli</b>	3/28-	
22	Evan Sisk	3/28-4/12	KANSAS CITY ROYALS
58	<b>Jacob Wallace</b>	3/28-4/6 , 4/11-	
#	CATCHERS	ACTIVE DATES	CURRENT TEAM (IF NOT OMAHA)
60	<b>Luke Maile</b>	3/28-	
33	<b>Brian O'Keefe</b>	3/28-	
11	<b>Luca Tresh</b>	3/28-	
#	INFIELDERS	ACTIVE DATES	CURRENT TEAM (IF NOT OMAHA)
18	<b>Mark Canha</b>	4/15-	
1	<b>Harold Castro</b>	3/28-	
24	Cam Devanney	3/28-4/15	Omaha (AAA) Injured List
7	<b>Dustin Dickerson</b>	4/16-	
0	<b>Nick Gordon</b>	4/8-	
14	Jordan Groshans	3/31-4/6	Northwest Arkansas (AA)
12	<b>Nick Loftin</b>	3/28-	
32	<b>Nick Pratto</b>	3/28-	
3	Tyler Tolbert	3/28-3/30	KANSAS CITY ROYALS
#	OUTFIELDERS	ACTIVE DATES	CURRENT TEAM (IF NOT OMAHA)
28	<b>Tyler Gentry</b>	3/28-	
2	<b>John Rave</b>	3/28-	
17	<b>Nelson Velázquez</b>	3/28-	
8	Drew Waters	3/28-4/8	KANSAS CITY ROYALS
19	<b>Joey Wiemer</b>	3/28-	

Active Players in Bold

Rehab Appearances in Red

## OMAHA FRANCHISE RETIRED NUMBERS

5	<b>GEORGE BRETT</b> – Omaha Royals Infielder (1973-1974)	Number Retired Across Royals Organization
10	<b>DICK HOWSER</b> – Kansas City Royals Manager (1981-1987)	Number Retired Across Royals Organization
20	<b>FRANK WHITE</b> – Omaha Royals Infielder (1973)	Number Retired Across Royals Organization
23	<b>MIKE JIRSCHELE</b> – Omaha Manager (1995-1997, 2003-2013, 2023-Present)	
27	<b>BRIAN POLDBERG</b> – Omaha Manager (2014-2021)	
31	<b>JACK MCKEON</b> – Inaugural Omaha Manager (1969-1973)	
42	<b>JACKIE ROBINSON</b> – First Black player in MLB history	Number Retired Across Baseball

## 2025 GAME-BY-GAME ABS CHALLENGE LOG

DATE	LOCATION	SCORE	UMPIRE	OMAHA REVERSED	OMAHA CHALLENGES	OPPONENT REVERSED	OPPONENT CHALLENGES	TOTAL REVERSED	TOTAL CHALLENGES	% REVERSED
Friday, March 28	@ Iowa	L, 6-3	Ben Phillips	0	1	0	1	0	2	0%
Saturday, March 29	@ Iowa	W, 12-7	Dillon Wilson	2	4	0	0	2	4	50%
Tuesday, April 1	vs. Louisville	L, 7-3	Ray Patchen	0	2	2	3	2	5	40%
Wednesday, April 2	vs. Louisville	W, 12-6	Pete Talkington	2	3	2	2	4	5	80%
Thursday, April 3	vs. Louisville	W, 5-3	Trevor Dannegger	0	2	1	2	1	4	25%
Friday, April 4	vs. Louisville	W, 8-2	Ray Patchen	1	2	0	1	1	3	33%
Saturday, April 5	vs. Louisville	L, 4-0	Pete Talkington	0	1	1	1	1	2	50%
Sunday, April 6	vs. Louisville	L, 7-5 (10)	Trevor Dannegger	0	1	1	1	1	2	50%
Tuesday, April 8	@ St. Paul	W, 3-0	Steven Hodgins	0	2	0	1	0	3	0%
Wednesday, April 9	@ St. Paul	L, 3-2	Louie Krupa	2	2	0	2	2	4	50%
Thursday, April 10	@ St. Paul	L, 13-4	Jeremy Riggs	0	2	0	1	0	3	0%
Friday, April 11	@ St. Paul	L, 6-4	Steven Hodgins	0	1	0	2	0	3	0%
Saturday, April 12	@ St. Paul	W, 7-5	Louie Krupa	1	1	0	2	1	3	33%
Sunday, April 13	@ St. Paul	W, 5-3	Jeremy Riggs	2	3	0	2	2	5	40%
Tuesday, April 15	vs. Norfolk	W, 9-8	Dylan Bradley	2	3	3	4	5	7	71%
Wednesday, April 16	vs. Norfolk	L, 15-6	Dillon Wilson	0	1	1	2	1	3	33%
Thursday, April 17	vs. Norfolk	W, 4-2	Ben Phillips	0	2	0	2	0	4	0%

Omaha ABS Challenges: 12-for-33 (36%)

Opponent ABS Challenges: 11-for-29 (38%)

TOTAL ABS Challenges: 23-for-62 (37%)

## 2025 OMAHA ABS CHALLENGE BREAKDOWN

### BY POSITION

PLAYER	TOTAL	OVERTURNED	RATE
HITTERS	19	7	37%
CATCHERS	10	5	50%
PITCHERS	4	0	0%

### BY COUNT

	TOTAL	OVERTURNED	RATE
0-0 Count	6	0	0%
0-1 Count	3	2	67%
0-2 Count	2	1	50%
1-0 Count	1	1	100%
1-1 Count	6	4	67%
1-2 Count	3	1	33%
2-0 Count	0	0	-
2-1 Count	2	1	50%
2-2 Count	3	0	0%
3-0 Count	0	0	-
3-1 Count	2	0	0%
3-2 Count	5	2	40%

### BY INNING

	TOTAL	OVERTURNED	RATE
1st Inning	0	0	-
2nd Inning	5	2	40%
3rd Inning	1	1	100%
4th Inning	4	2	50%
5th Inning	6	2	33%
6th Inning	4	0	0%
7th Inning	3	1	33%
8th Inning	4	2	50%
9th Inning	6	2	33%
Extras	0	0	-



## QUICK FACTS

## GENERAL INFORMATION

Location.....Papillion, Nebraska  
Founded.....2011 (1969-2010: Omaha Royals/Golden Spikes)  
Colors.....Royal Blue (PMS 288), Gold (PMS 872), Light Blue (PMS 292)  
League.....International League (Since 2021)  
Ownership.....Diamond Baseball Holdings (Since 2024)  
President.....Martie Cordaro

## TEAM INFORMATION

2024 Overall Record.....89-59 (.601 / 1<sup>st</sup> in IL)  
2024 1st Half Record.....49-24 (.671 / 1<sup>st</sup> in IL)  
2024 2nd Half Record.....40-35 (.533 / 6<sup>th</sup> in IL)  
Overall Franchise Record.....3,925-3,895 (.502)  
Storm Chasers Record (2011-Pres.).....950-915 (.509)  
Home Record (Werner Park).....498-435 (.534)  
International League Record (2021-Pres.).....310-278 (.527)  
Franchise Playoff Record.....57-56 (.504)

## STADIUM INFORMATION

Facility.....Werner Park (Since November 11, 2010)  
Year Opened.....2011  
First Storm Chasers Game.....April 16, 2011 vs. Nashville Sounds  
Capacity.....9,023 (6,254 Fixed Seats)  
Dimensions.....LF 310, CF 402, RF 315

## FIELD AND SUPPORT STAFF

Manager.....#23 Mike Jirschele (17<sup>th</sup> Year in Omaha, 34<sup>th</sup> with KC)  
All Time Managerial Record.....1,378-1,277 (.518)  
Managerial Record with Omaha.....1,160-1,161 (.499)  
Pitching Coach.....Dane Johnson (6<sup>th</sup> Year in Omaha, 6<sup>th</sup> with KC)  
Asst. Pitching Coach.....Dave Lundquist (2<sup>nd</sup> Year in Omaha, 2<sup>nd</sup> with KC)  
Hitting Coach.....Bijan Rademacher (3<sup>rd</sup> Year in Omaha, 3<sup>rd</sup> with KC)  
Bench/Asst. Hitting Coach.....#51 Darin Everson (1<sup>st</sup> Year in Omaha, 1<sup>st</sup> with KC)  
Bench/1st Base Coach.....#13 Pat Osborn (1<sup>st</sup> Year in Omaha, 1<sup>st</sup> with KC)  
Athletic Trainer.....James Stone (7<sup>th</sup> Year in Omaha, 16<sup>th</sup> with KC)  
Athletic Trainer.....Amanda Gallone (1<sup>st</sup> Year in Omaha, 1<sup>st</sup> with KC)  
Strength & Conditioning.....CJ Mikkelsen (2<sup>nd</sup> Year in Omaha, 6<sup>th</sup> with KC)  
Clubhouse Coordinator.....Mike Brown (17<sup>th</sup> Year in Omaha, 17<sup>th</sup> with KC)

## ROSTER BREAKDOWN

Age 23 .....	1
Age 24 .....	2
Age 25 .....	5
Age 26 .....	5
Age 27 .....	2
Age 28 .....	3
Age 29 .....	1
Age 30 .....	2
Age 31 .....	3
Age 32 .....	0
Age 33 .....	0
Age 34 .....	1
Average Age .....	27 Years 39 Days
Median Age .....	26

Native of Canada.....	1
Native of Dominican Republic.....	1
Native of Puerto Rico.....	1
Native of United States.....	22
Native of Venezuela.....	3

Acquired by Royals via Free Agency .....	10
(Major League).....	0 (Undrafted).....0
(Minor League).....	8 (International).....2

Acquired by Royals via Trade.....	7
-----------------------------------	---

Acquired by Royals via First Year Player Draft .....	11
(High School).....	1 (Rounds 1-5).....6 (2017-18 Drafts).....2
(2nd Year/College).....	0 (Rounds 6-10).....2 (2019 Draft).....1
(3rd Year/College).....	10 (Rounds 11-20).....3 (2020 Draft).....2
(4th+ Year/College).....	0 (Rounds 21-40).....0 (2021-23 Draft).....6

## PRO-NUN-SEE-AY-SHUNS

## PLAYERS













17 NELSON VELÁZQUEZ.....	veh-LAZZ-kezz
19 JOEY WIEMER.....	WEE-mer
24 CAM DEVANNEY.....	duh-VAY-nee
25 LUINDER AVILA.....	loo-IN-durr AH-vee-lah
32 NICK PRATTO.....	praw-toh
43 ANTHONY SIMONELLI.....	SY-MON-ell-ee
47 CRUZ NORIEGA.....	nor-ee-AY-ga
56 CHANDLER CHAMPLAIN.....	sham-plain
60 LUKE MAILE.....	MAY-lee
62 JONATHAN BOWLAN.....	boh-lin
63 ERIC CERANTOLA.....	sair-ann-TOE-la

## COACHES






23 MIKE JIRSCHLE.....	jursh-LEE
51 DARIN EVERSON.....	EE-ver-son
DAVID LUNDQUIST.....	LUND-kwist
BIJAN RADEMACHER.....	bee-ZHON RAH-de-moch-err

## 2025 UNIFORM RECORDS

## STANDARD UNIFORMS (AUTHENTIC COLLECTION)

 <b>Blue Vortex</b> (2-2) Home: 2-2 Road: 0-0	 <b>Blue O-Bolt</b> (5-4) Home: 1-0 Road: 4-4	 <b>Powder SC</b> (2-2) Home: 2-2 Road: 0-0	 <b>Powder O</b> (0-0) Home: 0-0 Road: 0-0
 <b>Home White</b> (2-2) Home: 2-2 Road: 0-0	 <b>Road Grey</b> (1-3) Home: 0-0 Road: 1-3	 <b>Blue O-Bolt</b> (4-1) Home: 1-0 Road: 3-1	 <b>Powder Blue</b> (2-2) Home: 2-2 Road: 0-0
 <b>Black O-Bolt</b> (0-0) Home: 0-0 Road: 0-0	 <b>Community</b> Home: 0-0 Road: 0-0	 <b>Throwback</b> Home: 0-0 Road: 0-0	 <b>Patriotic</b> Home: 0-0 Road: 0-0

## SPECIALTY/THEME UNIFORMS

 <b>Runza</b> Home: 0-0 Road: 0-0	 <b>Oat Milkercap</b> Home: 0-0 Road: 0-0	 <b>Star Wars</b> Home: 0-0 Road: 0-0	 <b>Salute to Corn</b> Home: 0-0 Road: 0-0	 <b>Harry Potter</b> Home: 0-0 Road: 0-0
--	---	---	--	--

## RECENT TRANSACTIONS

- 3/27 Kansas City Royals announce 2025 Breaking Roster
- 3/31 - INF Tyler Tolbert selected by KANSAS CITY
  - 4/1 + INF Jordan Groshans transferred from NW Arkansas (AA)
  - 4/5 + INF Nick Gordon acquired via trade from Baltimore, assigned to Omaha
  - 4/7 + RHP Eric Cerantola reinstated from Injured List
  - INF Jordan Groshans transferred to NW Arkansas (AA)
  - RHP Jacob Wallace placed on Omaha's Development List
  - 4/9 - OF Drew Waters recalled by KANSAS CITY
  - 4/11 - RHP Steven Cruz recalled by KANSAS CITY
  - + RHP Jacob Wallace reinstated from Omaha's Development List
  - 4/13 - LHP Evan Sisk recalled by KANSAS CITY
  - 4/14 + RHP Ryan Hendrix transferred from NW Arkansas (AA)
  - 4/15 + OF Mark Canha sent to Omaha for Major League Rehab Assignment
  - 4/16 + INF Dustin Dickerson transferred from NW Arkansas (AA)
  - INF Cam Devanney placed on Omaha's Injured List
  - 4/17 + RHP Ryan Brady transferred from NW Arkansas (AA)

**36 DIFFERENT PLAYERS HAVE APPEARED IN A GAME FOR OMAHA IN 2025: 17 HITTERS, 19 PITCHERS**

## 2025 BREAKING ROSTER

**Pitchers (15):** RHP Luinder Avila, RHP Jonathan Bowlan, LHP Noah Cameron, RHP Chandler Champlain, RHP Taylor Clarke, LHP Austin Cox, RHP Steven Cruz, RHP Junior Fernandez, LHP Tyson Guerrero, RHP Thomas Hatch, RHP Andrew Hoffmann, RHP Cruz Noriega, RHP Anthony Simonelli, LHP Evan Sisk, RHP Jacob Wallace

**Catchers (3):** Luke Maile, Brian O'Keefe, Luca Tresh

**Infielders (5):** Harold Castro, Cam Devanney, Nick Loftin, Nick Pratto, Tyler Tolbert

**Outfielders (5):** Tyler Gentry, John Rave, Nelson Velázquez, Drew Waters, Joey Wiemer





		RUNS SCORED																											
		0	1	2	3	4	5	6	7	8	9	10	11	12	13	14	15	16	17	18	19	20	21	22	23	24	25		
RUNS ALLOWED	0		24	26	27	20	22	10	11	7	9	5	1		1		1				1								
	1	14		60	42	42	38	33	31	12	13	7	9	1	3	4	2	1			1								
	2	22	48		82	66	45	39	26	20	14	7	8	2	4	2	1												
	3	27	49	96		75	55	38	35	35	17	8	7	5	4	4	1	1		1		2							
	4	20	48	77	85		67	45	27	17	14	18	5	6	2	4	2			1				1					
	5	25	36	48	55	88		63	31	21	16	8	13	8			3	1	2							1			
	6	14	22	34	45	49	57		37	21	17	18	2	3	5	4	1	2	1			1							
	7	11	22	22	24	25	38	33		21	9	13	6	3	6	1	1		1										
	8	11	16	19	26	21	29	22	29		10	7	8	1	6			2	1										
	9	5	11	23	22	27	17	9	10	15		11	5	4	2		2	2	1	1									
	10	5	4	7	16	15	16	9	6	5	5		8	2	2	2	1												
	11	2	5	4	10	8	9	9	4	3	1	3		3		1	2	1	1										
	12	3	2	3	9	6	4	6	4	2	3	3	7			1	1												
	13	1	2	4	2	7	2	3	5	1	3		2	3						1									
	14	3	2	2	5	3	2	3	2	2	2		2	1					1										
	15			1	1	2	2	4	1		1																		
	16	1	1	1	2	1		1																					
	17				1		1							1															
	18						1																						
	19							1				1																	
	20		1			1				1																			
	21				1																								
	22						1					1																	
	23									1																			
	24																												
	25																												

**Scorigami:** A portmanteau of score and origami, a scorigami is a scoring combination that has never happened before in a team, sport or league's history. The term was originated by SB Nation writer Jon Bois for NFL scores.

Above is a matrix of every final score that has happened in a Triple-A Omaha game since 2000. Green squares represent Omaha wins, while red squares represent Omaha losses. The number inside the square refers to the number of times that result has occurred. Empty squares represent a scoring combination or result that has not happened.

Since 2000, there are **58** results in Triple-A Omaha games that have only happened once. **34** of those results (wins or losses) are a true scorigami, a scoring combination that has only happened once. Recent scorigami occurrences are listed to the right, with true scorigamis in bold.

#### RECENT SCORIGAMI OCCURRENCES

SCORE	GAME
W, 16-3	August 10, 2024 vs. Iowa Cubs
<b>W, 18-4</b>	<b>July 13, 2024 vs. Toledo Mud Hens</b>
<b>W, 18-9</b>	<b>April 11, 2024 vs. Gwinnett Stripers</b>
<b>L, 20-1</b>	<b>August 9, 2023 vs. Iowa Cubs</b>
W, 15-7	June 8, 2023 @ Indianapolis Indians
W, 12-1	April 1, 2023 @ Indianapolis Indians
<b>L, 19-9</b>	<b>September 11, 2022 vs. Indianapolis</b>
<b>L, 18-6</b>	<b>September 1, 2022 @ St. Paul Saints</b>