



**SOD  
POODLES  
BASEBALL  
CLUB**

# NEWS & NOTES

**HODGETOWN**

**715 S. BUCHANAN ST**

**AMARILLO, TEXAS 79101**

**806-803-7762**

**TWITTER: @SODPOODLES**

Sod Poodles PR Department: Director, Cory Hilborne - CoryH@SodPoodles.com, 806-803-8778 - Coordinator: A.J. Bartucca, AJB@SodPoodles.com

**Midland RockHounds (15-12)**

**LHP David Leal (2-1, 5.63 ERA)**

**VS.**

**Amarillo Sod Poodles (13-14)**

**RHP Jamison Hill (0-1, 3.32 ERA)**

Tuesday, May 9, 2023 • 11:05 AM CT • HODGETOWN • Radio: KVWE-102.9 FM • Game 28 • Home Game 13

## SEASON RESULTS

Date	Site	Result
5/9	MID	
5/10	MID	
5/11	MID	
5/12	MID	
5/13	MID	
5/14	MID	
6/6	@MID	
6/7	@MID	
6/8	@MID	
6/9	@MID	
6/10	@MID	
6/11	@MID	

## MIDLAND SERIES CAPSULE

2023 at Home: 0-0  
2023 on Road: 0-0  
All-Time at Home: 24-19  
All-Time on Road: 21-17  
All-Time Totals: 45-36

## STREAKS

Last 5 Games: 2-3  
Last 10 Games: 3-7  
Longest 2023 Winning Streak: 3  
Longest 2023 Losing Streak: 2 (5x)  
All-Time W/L: 212-210

## LEAGUE STANDINGS

### NORTH (W-L-PCT-GB)

TULSA	17-10 .630 --
ARKANSAS	16-11 .593 1.0
NW ARKANSAS	15-12 .556 2.0
SPRINGFIELD	13-14 .481 4.0
WICHITA	10-17 .370 7.0

### SOUTH (W-L-PCT-GB)

MIDLAND	15-12 .556 --
<b>AMARILLO</b>	<b>13-14 .481 2.0</b>
FRISCO	13-14 .481 2.0
CORPUS CHRISTI	11-15 .423 3.5
SAN ANTONIO	11-15 .423 3.5

## TEAM LEADERS

**AVERAGE:** .385 - Bliss  
**HITS:** 40 - Bliss  
**2B:** 8 - Bliss  
**TRIPLES:** 2 (2x) - Bliss & Roberts  
**HOME RUNS:** 6 - English  
**RBI:** 20 - English  
**OBP:** .436 - English  
**STOLEN BASES:** 8 (2x) - Bliss & Lawlar  
**SO (P):** 27 - Albright  
**SAVES:** 4 - Backhus  
**ERA:** 1.38 - Backhus  
**WINS:** 2 (3x) - Jarvis, Mantiply & Rice

## ATTENDANCE

Last: 5,125  
Total: 60,033  
Average: 5,003  
No. of Sellouts: 5

**THE END OF THE HOOK:** The Amarillo Sod Poodles dropped their finale narrowly by a one run margin and consequently dropped their first series of the campaign to the Hooks on Sunday...RHP Luke Albright went 4.0 innings and allowed five earned on eight hits and four walks while dealing four punchies...The Soddies bullpen deployed RHP Blake Workman, LHP Andrew Saalfrank and RHP Christian Montes De Oca who all contributed to hold the Hooks scoreless and allowed just one hit and two walks while punching out three...Amarillo's six hits were distributed among three Sod Poodles, Deyvison De Los Santos, Adrian Del Castillo and Juan Centeno, with Del Castillo and Centeno picking up multi-hit performances of the two and three-hit varieties, respectively...All three of the Soddies who knocked each logged doubles with Del Castillo additionally earning the sole multi-RBI performance with two...RHP Jamison Hill gets the nod for the Sod Poodles in their first of a six-game homestand versus the Midland RockHounds for the club's first battle against Midland this season.

**A.J. POKE-OVICH:** A.J. Vukovich went 1-for-4 with a double and a run scored and extended his season-high hit and on base streak to eight games. Vukovich has now poked four doubles this season with three of them coming in the month of May while additionally mashing an extra base hit in six of his last seven games dating back to 4/30 versus Frisco. Through the righty-bat's first six contests in May, he is slashing .308/.333/.654 with three doubles and two dingers while driving in four runs. Vukovich's average in the month of May is good for the fifth highest among D-Backs minor leaguers with his slugging percentage and total doubles ranking first.

**YO, ADRIAN:** Adrian Del Castillo went 2-for-3 with a double, two RBI, a walk and a run scored, logging the sole multi-RBI night for the club. It was just his fourth multi-hit night of the season in 20 games played but his second double in his last six games. Del Castillo's multi-RBI performance is his first since he drove in as many on opening day in Frisco (4/6).

**DOLLARS AND CENTENO:** Juan Centeno went 3-for-3 with a double and a walk for his first three-hit performance of the season. Centeno has now posted eight multi-hit performances this season which sits at second on the club behind Ryan Bliss who has 14 while also logging five multi-knock nights in his last nine games played. The former World Series champion has not earned a hit in every at bat in a game since 8/17/2021 when he went an identical 3-for-3 with the Toledo Mud Hens.

**JUST WORK IT OUT:** Blake Workman tossed 2.0 innings of scoreless relief and allowed just one hit and as many walks while fanning a pair of batters. Workman has held his opponent scoreless in five of his first nine relief appearances this season and is now ranked second on the club in innings pitched (16.1) and in strikeouts among dedicated relievers. Dating back to 9/15/2022, the right hander has allowed one hit or less and held his opponent scoreless eight times in 14 games.

**MOUNTAIN DREW:** Andrew Saalfrank pitched a hitless 1.0 innings while walking one and punching out as many. Saalfrank now holds the crown among dedicated relievers on the club for punch outs this season at 23 K's with today marking just his second contest this year where he did not serve multiple punchies in an outing. The southpaw has now held his opponent scoreless five times in nine relief appearances this season while also logging a 14.57 K/9 (14.2 IP).

## SOD POODLES BREAKDOWN

At Home: 6-6  
On the Road: 7-8  
Day Games: 1-3  
Night Games: 12-11  
vs. RHP: 10-13  
vs. LHP: 3-1  
First Half: 13-14  
Second Half: 0-0  
April: 11-10  
May: 2-4  
June: 0-0  
July: 0-0  
August: 0-0  
September: 0-0  
Monday: 0-0  
Tuesday: 1-3  
Wednesday: 4-0  
Thursday: 2-3  
Friday: 2-3  
Saturday: 3-2  
Sunday: 1-3

Scoring First: 6-5  
Opponent Scoring First: 7-9  
Extra Innings: 2-0  
Doubleheaders: 0-0  
Commit An Error: 8-11  
Commit No Errors: 5-3  
Walk-Off Wins: 1  
Walk-Off Losses: 0

vs. North 1st Half: 3-3  
vs. South 1st Half: 10-11  
vs. North 2nd Half: 0-0  
vs. South 2nd Half: 0-0

Scoring 4+ Runs: 10-9  
Opp. Scoring 4+ Runs: 5-13  
Scoring 3 Or Fewer Runs: 3-5  
Opp. Scoring 3 Or Fewer Runs: 8-1  
Out-Hit Opponent/Tie: 12-5  
Out-Hit By Opponent: 1-9  
Lead After 6: 9-0  
Trail After 6: 3-14  
Tied After 6: 1-0  
Lead After 7: 10-0  
Trail After 7: 2-14  
Tied After 7: 1-0  
Lead After 8: 11-0  
Trail After 8: 1-14  
Tied After 8: 1-0

**Series (W-L-T): 1-1-3**  
Game 1: 1-4  
Game 2: 5-0  
Game 3: 3-2  
Game 4: 1-3  
Game 5: 2-2  
Game 6: 1-3  
Series Sweeps: 0  
Series Been Swept: 0

## UPCOMING GAMES

DAY	DATE	OPPONENT	PROBABLE PITCHERS		TIME (CT)	RADIO
Wed	May 10	MID	RHP Royber Salinas (1-1, 4.71 ERA)	vs. RHP Chad Patrick (0-5, 10.20 ERA)	7:05 PM	KVWE-102.9 FM
Thur	May 11	MID	RHP Jake Walkinshaw (1-3, 4.85 ERA)	vs. RHP Deyni Olivero (1-1, 7.45 ERA)	7:05 PM	KVWE-102.9 FM
Fri	May 12	MID	RHP Jack Cushing (0-0, 7.71 ERA)	vs. RHP Marcos Tineo (0-2, 16.20 ERA)	7:05 PM	KVWE-102.9 FM



# STARTING PITCHER



## #16 JAMISON HILL - RHP

HEIGHT: 6'1"

WEIGHT: 180

B/T: R/R

AGE: 23 (3/28/1999 in San Diego, CA)

5 G

0-1

24/14 K/BB

3.32 ERA

LAST WIN: 9/18/2022 @ SA

LAST SAVE: None

LONGEST 2023 OUTING: 4.1 Innings (4/27 vs. FRI)

VS. LEFT: .172/.351/.172, 5 H, 2 RBI, 8 BB, 10 K

LAST HOME RUN ALLOWED: 9/7/22 vs. ARK (Jake Scheiner, 3rd inning, 2-run) 2023 VS. MID: N/A

VS. RIGHT: .244/.380/.293, 10 H, 2 2B, 3 RBI, 6 BB, 3 HBP, 14 K

- Rated the 50th best right hander in California by Perfect Game in 2017.
- Signed by the Arizona Diamondbacks as a minor league free agent on July 22, 2021 out of Fresno State (Fresno, CA).
- Made his professional and Low-A debut on 9/9/2021 in Visalia threads and went 4.0 innings and allowed one (1) unearned run on two (2) hits while punching out three (3) batters.
- He only played one (1) other game in 2021 (9/16) where he held his opponent scoreless through 3.0 innings while walking two (2) and punching out three (3) in the process.
- In his first game at HODGETOWN (9/1/2022 vs. FRI), went 4.0 innings and allowed just one (1) earned run on two (2) knocks and two (2) walks while punching out a pair of batters, good for his best outing at HODGETOWN in 2022 with his only other outing being on 9/7 (4.0 IP, 7 H, 5 ER, 2 BB).
- On 7/29/2022, he set a Hillsboro Hops franchise record 13 punch outs in a single contest, also good for his career high in a single game.
- During his time as a Hop across 21 games (4/14-8/21/2022), held the throne for wins (7), punch outs (115) and innings pitched (103.1) among qualified players...Additionally, he shared 1st place in GS (21).

### CAREER STATS

YEAR	TEAM	W-L	ERA	G	GS	CG	SHO	IP	H	R	ER	HR	HBP	BB	SO	WP	GIDP	BAA
2021	Visalia (A-)	0-0	0.00	2	2	0	0	7.0	4	1	0	0	0	2	6	0	0	.167
2022	Visalia (A-)	0-1	4.50	1	0	0	0	4.0	4	3	2	0	0	2	2	0	0	.286
	Hillsboro (A+)	7-7	4.35	21	21	0	0	103.1	82	56	50	9	7	46	115	12	6	.216
	Amarillo (AA)	1-0	6.30	5	4	0	0	20.0	26	14	14	4	1	8	12	2	1	.321
2023	Amarillo (AA)	0-1	3.32	5	5	0	0	19.0	15	7	7	0	3	14	24	2	1	.214
MINOR LEAGUE TOTALS		8-9	4.28	34	32	0	0	153.1	131	81	73	13	11	72	159	16	8	.231

### 2022 HIGHS

INNINGS: 7.0 IP (7/10 vs. EUG (HIL))  
 HITS: 8 (8/10 vs. SPO (HIL))  
 RUNS: 7 (6/23 vs. VAN (HIL))  
 EARNED RUNS: 7 (6/23 vs. VAN (HIL))  
 STRIKEOUTS: 13 (7/29 @ EUG (HIL))  
 WALKS: 5 (6/11 vs. EVE (HIL))  
 HOME RUNS: 2 (3x: Last - 9/7 vs. ARK)  
 WINNING STREAK: 3 (6/29-7/10)  
 LOSING STREAK: 2 (2x: Last - 8/16-8/21)  
 SHORTEST START: 1.2 IP (6/23 vs. VAN (HIL))  
 PITCHES THROWN: 99 (7/29 @ EUG (HIL))

### CAREER HIGHS

INNINGS: 7.0 IP (7/10/22 vs. EUG (HIL))  
 HITS: 8 (8/10/22 vs. SPO (HIL))  
 RUNS: 7 (6/23/22 vs. VAN (HIL))  
 EARNED RUNS: 7 (6/23/22 vs. VAN (HIL))  
 STRIKEOUTS: 13 (7/29/22 @ EUG (HIL))  
 WALKS: 5 (6/11/22 vs. EVE (HIL))  
 HOME RUNS: 2 (3x: Last - 9/7/22 vs. ARK)  
 WINNING STREAK: 3 (6/29-7/10/2022)  
 LOSING STREAK: 2 (2x: Last - 8/16-8/21/2022)  
 SHORTEST START: 1.2 IP (6/23/2022 vs. VAN (HIL))  
 PITCHES THROWN: 99 (7/29/2022 @ EUG (HIL))

### 2022 SPLITS

VS. RIGHT: .201, 51 H, 10 2B, 3 3B, 7 HR, 36 RBI, 19 BB, 67 K  
 VS. LEFT: .232, 51 H, 15 2B, 1 3B, 6 HR, 28 RBI, 37 BB, 62 K  
 HOME: 4-5, 5.37 ERA, 14 GS, 67.0 IP, 40 ER, 30 BB, 64 K  
 ROAD: 4-3, 3.89 ERA, 11 GS, 60.1 IP, 26 ER, 26 BB, 65 K  
 W/ RISP: .241, 28 H, 4 2B, 1 3B, 4 HR, 48 RBI, 14 BB, 31 K  
 DAY: 4-4, 4.03 ERA, 4 GS, 22.1 IP, 10 ER, .203 BAA, 8 BB, 25 K  
 NIGHT: 6-6, 4.80 ERA, 21 GS, 105.0 IP, 56 ER, .243 BAA

### OPPOSING STARTER - LHP DAVID LEAL (2-1, 5.63 ERA)

CAREER VS. AMA: 3 GS, 0-1, 19.0 IP, 6 R, 6 ER, 17 H, 4 HR, BB, HB, 13 K

### BATTER-PITCHER MATCH-UPS (ALL-TIME)

SOD POODLES VS. DAVID LEAL:									ROCKHOUNDS VS. JAMISON HILL:								
PLAYER	H	AB	PA	AVG	XBH	HR	BB	SO	PLAYER	H	AB	PA	AVG	XBH	HR	BB	SO

### WEDNESDAY'S STARTER - RHP CHAD PATRICK (0-5, 10.20 ERA)

The Right Hander out of Purdue Northwest (Purdue Northwest, IN) will be making his sixth appearance of the year on Wednesday in game two of the six-game home stand versus Midland. He has a career minor league ERA of 4.97 (37 ER, 67.0 IP) across three seasons, having split time across Rookie-ball ACL D-backs, Low-A Visalia, High-A Hillsboro, and Double-A Amarillo.






**2023 HIGHS:** Hits - 3, Runs - 3, RBI - 3, HR - 1, 2B - 2, 3B - 1, BB - 1, K - 2, SB - 2

- 🏆 Rated the no. 2 shortstop in the state of Georgia (15th overall) and the 96th best SS in the country by Perfect Game in high school.
- 🏆 Earned a nine (9) game, an eight (8) game, two (2) seven (7) game, and a six (6) game hit streak in 2022.
- 🏆 During his time in Low-A Visalia threads (8/3-9/19/21), he logged the club's most hits (41) and total bases (70) while tying 1st in XBH (16).
- 🏆 From 9/3-9/19/21, he logged 19 hits in 14 contests which also encompassed a 10 game hit streak (9/3-9/15), going hitless just once over the stretch.
- 🏆 The Arizona Diamondbacks selected Bliss in the 2nd round (42nd overall) of the 2021 draft out of Auburn University.

**2023 HIGHS:** Hits - 2, Runs - 2, RBI - 3, HR - 1, 2B - 2, 3B - 0, BB - 1, K - 3, SB - 1

🍌 He made his professional debut with the DSL Diamondbacks (ROK) on 6/2/2018, going 1-for-4 with an RBI and a swiped bag.  
🍌 From 7/8-8/15/2019, he logged a base knock in 22 out of 26 straight games and accumulated 28 total hits, good for .283 AVG (28-for-99) over the stretch.  
🍌 Amongst his qualified club mates (HIL) across 82 games, he logged the 2nd most HR (11), 4th most H (77), R (35), TB (127) and SB (15) in 2022.  
🍌 From 4/20-6/26/2022, he logged a hit in 14 out of 15 straight contests, earning 22 base knocks with five (5) of them going for extra bags (2 2B, 3 HR).

**2023 HIGHS:** Hits - 3, Runs - 2, RBI - 2, HR - 1, 2B - 1, 3B - 0, BB - 2, K - 3, SB - 1

-  2017 World Series Champion (HOU).
-  Made his MLB Debut on 9/18/2013 with the New York Mets and collected his first single that night off 3-time All-Star Matt Cain.
-  Finished his first season (2022) in the D-backs' system ranked 5th in AVG (.305), 6th in SLG (.512), 8th in RBI (67) and OPS (.867), 9th in HR (15) and 2B (24), and finished 10th in OBP (.355).
-  Set a career-high with 15 home runs including 14 in 81 games with Amarillo which he has yet to eclipse in any single season.
-  Named the Texas League Post-Season All-Star (2022) and the MiLB.com Organization All-Star (2022, ARI).

**2023 HIGHS:** Hits - 2, Runs - 1, RBI - 1, HR - 0, 2B - 1, 3B - 0, BB - 2, K - 2, SB - 2

- 🏆 Began his first professional season (2018) with a hit in 14 of his first 15 games between the AZL D-backs and short-season Missoula.
- 🏆 Logged 42 combined games across three levels in 2019, hitting .256 (34-for-133), ending the year with a hit in 15 of his final 19 games played.
- 🏆 Played the entire 2021 season with High-A Hillsboro with 57 games behind the plate (53 GS), 15 games in RF (14 GS), and three games in LF (2 GS), hitting his first career HR on 6/9 vs TRI, an inside-the-park HR.
- 🏆 Posted a .981 fielding percentage behind the dish while throwing out 58 percent of would be base stealers (18-of-31) in 2022.
- 🏆 Hit .300 (33-for-110) with seven doubles and 17 RBI in 32 games in June and July

**2023 HIGHS:** Hits - 2, Runs - 3, RBI - 2, HR - 1, 2B - 1, 3B - 0, BB - 2, K - 2, SB - 1

- 👉 Selected by the Chicago White Sox in the 36th round of the 2018 MLB draft but declined to play ball at the University of Miami.
- 👉 Made his professional debut on 7/31/2021 with the ACL Diamondbacks (ROK) and after just two (2) appearances in Rookie ball, he was promoted to Low-A Visalia.
- 👉 He earned a hit in 43 of his 86 games played (2022) with 17 of those being multi-hit efforts, good for logging multiple hits in 39% of games that he knocks.
- 👉 Earned the 7th most homers (7), 6th most hits (57), 5th most total bags (99) and 4th most doubles (17) amongst qualified Hillsboro Hops in 2022.



#13 DEYVISON DE LOS SANTOS - INF 2023 HIGHS: Hits - 3, Runs - 2, RBI - 3, HR - 1, 2B - 1, 3B - 0, BB - 1, K - 3, SB - 1														
HEIGHT: 6'1" WEIGHT: 185 B/T: R/R AGE: 19 (6/21/1993 in Santo Domingo, Dominican Republic) 2023 SPLITS:														
G	AVG	OBP	SLG	AB	R	H	2B	3B	HR	RBI	BB	SB	SO	V. RHP
23	.198	.277	.286	91	11	18	2	0	2	7	9	1	26	.219
LAST GAME: 0-for-3, BB, R LAST HOME RUN: 4/25/23 vs. FRI off Starr CURRENT HITTING: 0														
MID SERIES: LAST MULTI-HIT GAME: 4/26/23 vs. FRI (3-for-4) SEASON LONG HITTING: 3														
CC SERIES: 1-for-19, 2 BB, R LAST MULTI-HIT GAME: 4/26/23 vs. FRI (3-for-4) CURRENT ON-BASE: 1														
SEASON-LONG ON-BASE: 7														

- 🐾 Back-to-back D-backs' Minor League Player of the Month in June and July, 2022.
- 🐾 Named the NWL Player of the Week (7/31/22), MiLB.com Organization All-Star (2022) and Single-A Postseason All-Star (Baseball America).
- 🐾 Collected a hit in 13-of-18 games in April, 2022 to begin the season which encompassed a pair of 3-hit games.
- 🐾 Combined to hit .403 (75-for-186) with 12 doubles, two triples, nine home runs, 35 RBI in 46 games between Visalia and Hillsboro in June and July, 2022.

#17 ROBY ENRIQUEZ - OF 2023 HIGHS: Hits - 2, Runs - 2, RBI - 2, HR - 0, 2B - 1, 3B - 0, BB - 2, K - 2, SB - 1														
HEIGHT: 6'2" WEIGHT: 210 B/T: L/L AGE: 26 (3/21/1997 in Carolina, Puerto Rico) 2023 SPLITS:														
G	AVG	OBP	SLG	AB	R	H	2B	3B	HR	RBI	BB	SB	SO	V. RHP
19	.250	.366	.309	68	10	17	4	0	0	6	11	2	17	.276
LAST GAME: 0-for-3, BB LAST HOME RUN: 9/7/22 vs. ARK off Weiman CURRENT HITTING: 0														
MID SERIES: LAST MULTI-HIT GAME: 5/5/23 @ CC (2-for-4) SEASON LONG HITTING: 5														
CC SERIES: 3-for-11, 2B, 2 RBI, 2 HBP, 3 BB, 2 R, SB LAST MULTI-HIT GAME: 5/5/23 @ CC (2-for-4) CURRENT ON-BASE: 8														
SEASON-LONG ON-BASE: 10														

- 🐾 Signed by the Arizona Diamondbacks as a minor league free agent on December 22, 2021 out of Indiana State University (Terre Haute, IN).
- 🐾 He is in a four (4) way tie for first for the most four (4) hit performances by a Sod Poodle in 2022 with two (2) four (4) hit outings.
- 🐾 He had 26 multi-hit performances last season with three (3) being of the three (3) hit variety...24 of those were achieved in Soddiess threads.
- 🐾 He logged a hit in 44 out of 51 straight games (6/4-8/25/2022) which encompassed a 12 game hit streak (7/6-7/24).

#1 JONATHAN GUZMAN - INF 2023 HIGHS: Hits - 3, Runs - 2, RBI - 3, HR - 1, 2B - 0, 3B - 0, BB - 1, K - 1, SB - 0														
HEIGHT: 5'11" WEIGHT: 156 B/T: R/R AGE: 23 (8/17/1999 in Esperanza, Dominican Republic) 2023 SPLITS:														
G	AVG	OBP	SLG	AB	R	H	2B	3B	HR	RBI	BB	SB	SO	V. RHP
9	.310	.375	.414	29	5	9	0	0	1	7	3	1	9	.304
LAST GAME: 0-for-1 LAST HOME RUN: 4/30/23 VS. FRI off Matthews CURRENT HITTING: 0														
MID SERIES: LAST MULTI-HIT GAME: 4/30/23 vs. FRI (2-for-3) SEASON LONG HITTING: 5														
CC SERIES: 2-for-11, 2 RBI, 2 BB, 2 R LAST MULTI-HIT GAME: 4/30/23 vs. FRI (2-for-3) CURRENT ON-BASE: 0														
SEASON-LONG ON-BASE: 5														

- 🐾 Signed by the Philadelphia Phillies on 8/17/2015 and in his debut 2016 season he Recorded a 15-game hit streak from 7/25-8/13 where he batted .400 (22-for-55) with three doubles and three RBI.
- 🐾 In 2019, set a career-high with 123 games played, all for Single-A Lakewood...Led the PHI Organization with 31 stolen bases and ranked 4th in hits (119).
- 🐾 Last season, made 115 starts at shortstop with a .978 fielding percentage...Helped complete 62 double plays while only committing nine errors...Was error-less in 33 straight games from 4/15-5/25/2022.

#11 JORDAN LAWLAR - INF 2023 HIGHS: Hits - 2, Runs - 2, RBI - 4, HR - 1, 2B - 1, 3B - 1, BB - 2, K - 4, SB - 2														
HEIGHT: 6'2" WEIGHT: 190 B/T: R/R AGE: 20 (7/17/2002 in Carrollton, TX) 2023 SPLITS:														
G	AVG	OBP	SLG	AB	R	H	2B	3B	HR	RBI	BB	SB	SO	V. RHP
23	.174	.314	.384	86	13	15	4	1	4	13	16	8	33	.171
LAST GAME: 0-for-5 LAST HOME RUN: 4/26/23 vs. FRI off DeVito CURRENT HITTING: 0														
MID SERIES: LAST MULTI-HIT GAME: 4/26/23 vs. FRI (2-for-6) SEASON LONG HITTING: 6														
CC SERIES: 1-for-16, 2B, 3 BB, R LAST MULTI-HIT GAME: 4/26/23 vs. FRI (2-for-6) CURRENT ON-BASE: 0														
SEASON-LONG ON-BASE: 11														

- 🐾 Made his professional debut on 8/21, going 1-for-2 with a double, walk, and stolen base..Played just two games before suffering a season-ending labrum tear.
- 🐾 Hit .278 (10-for-36) with a double, triple, two home runs, and seven RBI in 11 games in the Arizona Fall League...Had his time cut short after suffering a broken scapula.
- 🐾 Collected a hit in his Hillsboro debut on 7/4/2022 against Eugene...Had two separate five-game hit streaks as a Hop including his final five games.
- 🐾 Was named the Gatorade Texas Baseball Player of the Year in 2020-21 after hitting .412 with six home runs and 37 RBI with 46 runs scored.

#1 CALEB ROBERTS - INF 2023 HIGHS: Hits - 3, Runs - 3, RBI - 3, HR - 1, 2B - 2, 3B - 1, BB - 1, K - 3, SB - 1														
HEIGHT: 6'1" WEIGHT: 195 B/T: L/R AGE: 23 (2/9/2000 in West Palm Beach, FL) 2023 SPLITS:														
G	AVG	OBP	SLG	AB	R	H	2B	3B	HR	RBI	BB	SB	SO	V. RHP
9	.270	.341	.514	37	7	10	2	2	1	8	4	1	14	.250
LAST GAME: 0-for-3, BB LAST HOME RUN: 4/11/23 vs. CC off A. Macuare CURRENT HITTING: 0														
MID SERIES: LAST MULTI-HIT GAME: 4/14/23 vs. CC (3-for-5) SEASON LONG HITTING: 5														
CC SERIES: LAST MULTI-HIT GAME: 4/14/23 vs. CC (3-for-5) CURRENT ON-BASE: 1														
SEASON-LONG ON-BASE: 7														

- 🐾 Ranked the number 6 catcher and number 72 overall prospect out of Florida by Perfect Game.
- 🐾 Made his professional debut with the ACL Diamondbacks (ROK) on 7/31/2021 and was then assigned to Visalia and made his Low-A debut on 8/3/2021.
- 🐾 During his time in Hillsboro (4/8-9/4/2022), held down the two (2) spot for AVG (.234, 91-for-389), RBI (55), SLG (.380), 2B (24), XBH (36), TB (148) and R (57).
- 🐾 Posted a .323 AVG (10-for-31) in AMA threads across nine (9) games (9/6-9/18/2022), good for the 2nd best AVG on the club during this stretch.
- 🐾 One (1) of his 26 multi-hit efforts last season (8/24, HIL) encompassed a career high two (2) homers in a single contest.

#10 TIM TAWA - OF

2023 HIGHS: Hits - 3, Runs - 3, RBI - 3, HR - 1, 2B - 1, 3B - 0, BB - 2, K - 3, SB - 1

HEIGHT: 6'0"

WEIGHT: 196

B/T: R/R

AGE: 23 (4/7/1999 in West Linn, OR)

2023 SPLITS:

G	AVG	OBP	SLG	AB	R	H	2B	3B	HR	RBI	BB	SB	SO	V. RHP	V. LHP	HOME	AWAY	RISP
22	.212	.277	.353	85	14	18	3	0	3	13	8	2	24	.239	.071	.263	.170	.368

LAST GAME: 0-for-5

LAST HOME RUN: 4/29/23 vs. FRI off J. Leiter

CURRENT HITTING: 0

MID SERIES:

LAST MULTI-HIT GAME: 5/6/23 @ CC (3-for-5)

SEASON LONG HITTING: 4

CC SERIES: 5-for-18, 2 2B, 2 RBI, BB, R

CURRENT ON-BASE: 0

SEASON-LONG ON-BASE: 6

Made his professional debut with the ACL D-Backs (7/31/2021) where he logged two (2) games and went 2-for-5 (.400 AVG) with a HR, 3 RBI, R and 2 BB.

He slashed .264/.366/.464 across 36 G and held the crown for OBP, SLG, R (27) and SB (13), among qualified players, while on the Visalia club (8/3-9/19/2021).

Across his 60 games in Amarillo threads (2022), he logged nine (9) multi-hit performances, all of the two (2) hit variety.

His 2022 June encompassed his career single-month most hits (26) and his season single month most doubles (5) and stolen bases (4).

During his stretch in Hillsboro (4/8-6/22/2022), held the crown for AVG (.282), HR (8), RBI (30), OBP (.377), SLG (.441), H (60), TB (94), R (32).

#23 KEVIN VICUNA - INF

2023 HIGHS: Hits - 1, Runs - 0, RBI - 0, HR - 0, 2B - 0, 3B - 0, BB - 0, K - 0, SB - 0

HEIGHT: 6'0"

WEIGHT: 140

B/T: R/R

AGE: 25 (1/14/1998 in Puerto La Cruz, Venezuela)

2023 SPLITS:

G	AVG	OBP	SLG	AB	R	H	2B	3B	HR	RBI	BB	SB	SO	V. RHP	V. LHP	HOME	AWAY	RISP
2	.143	.143	.143	7	0	1	0	0	0	0	0	0	1	.143	-	-	.143	.200

LAST GAME: 0-for-3

LAST HOME RUN: 9/4/22 @ HFD (REA) off Ruff

CURRENT HITTING: 0

MID SERIES:

LAST MULTI-HIT GAME: 9/18/22 @ ALT (REA) (2-for-5)

SEASON LONG HITTING: 1

CC SERIES: 1-for-7

CURRENT ON-BASE: 0

SEASON-LONG ON-BASE: 1

Signed by the Arizona Diamondbacks as a minor league free agent on 5/3/23.

Former Mid-Season All-Star (2018, Lancaster JetHawks).

Entering his eighth season of pro ball, having split time in the Toronto Blue Jays, Philadelphia Phillies and now the D-backs farm system.

In his debut 2015 season with the DSL Blue Jays, he slashed .268/.354/.304 with three doubles and triples, 20 RBI and 10 swiped bags in 62 games.

Has a career Double-A .348 SLG across two seasons (2021-2022), swatting 29 doubles, five triples and four homers across the stretch.

#19 A.J. VUKOVICH - INF

2023 HIGHS: Hits - 3, Runs - 3, RBI - 3, HR - 1, 2B - 1, 3B - 0, BB - 1, K - 3, SB - 1

HEIGHT: 6'5"

WEIGHT: 210

B/T: R/R

AGE: 21 (7/20/2001 in Mukwonago, WI)

2023 SPLITS:

G	AVG	OBP	SLG	AB	R	H	2B	3B	HR	RBI	BB	SB	SO	V. RHP	V. LHP	HOME	AWAY	RISP
24	.274	.330	.495	95	16	26	4	1	5	19	7	4	30	.276	.263	.359	.214	.407

LAST GAME: 1-for-4, 2B

LAST HOME RUN: 5/6/23 @ CC off Brown

CURRENT HITTING: 8

MID SERIES:

LAST MULTI-HIT GAME: 5/6/23 @ CC (2-for-5)

SEASON LONG HITTING: 8

CC SERIES: 8-for-26, 2 HR, 3 2B, 5 RBI, BB, 4 R

CURRENT ON-BASE: 8

SEASON-LONG ON-BASE: 8

After being drafted 119th overall out of high school, the D-Backs' number 14 prospect made his professional debut with the Visalia Rawhide on 5/4/2021.

While in Visalia (62 G, 5/4-8/1/2021) he tied 1st in 2B (15) and XBH (26), led the team in AVG (.259) and H (64) while coming in 2nd for RBI (42), SLG (.449) and R (42).

During his brief stint with the Sod Poodles at the end of last season (9/6-9/18/2022), earned the crown for hits (13), shared the throne for TB (19) and homers (2).

He earned the 5th best batting average (.276, 129-for-468) in the D-backs organization among players with at least 115 games played in 2022.

Logged a hit in 18 out of 20 straight games (4/14-5/10/2022, HIL) which encompassed eight (8) multi-hit performances...Later in the season, he earned at least one base knock in 19 out of 20 straight games (8/25-9/18, HIL & AMA) which also encompassed seven (7) multi-hit efforts.

#28 JARROD WATKINS - INF

2023 HIGHS: Hits - -, Runs - -, RBI - -, HR - -, 2B - -, 3B - -, BB - -, K - -, SB - -

HEIGHT: 5'10"

WEIGHT: 180

B/T: L/R

AGE: 26 (4/25/1997 in Washington, IL)

2023 SPLITS:

G	AVG	OBP	SLG	AB	R	H	2B	3B	HR	RBI	BB	SB	SO	V. RHP	V. LHP	HOME	AWAY	RISP
-	-	-	-	-	-	-	-	-	-	-	-	-	-	-	-	-	-	-

LAST GAME:

LAST HOME RUN: 9/7/22 @ CC (HIL) off Bayless

CURRENT HITTING: -

MID SERIES:

LAST MULTI-HIT GAME: 9/8/22 @ EVE (HIL) (2-for-4)

SEASON LONG HITTING: -

CC SERIES:

CURRENT ON-BASE: -

SEASON-LONG ON-BASE: -

Signed by the Arizona Diamondbacks as a minor league free agent on June 2, 2022 out of Indiana State University (Terre Haute, IN).

He logged a hit in nine of his first 10 professional contests, earning five multi-hit games in that time period, all of the two-hit variety...He poked a total of 15 knocks over this stretch including four doubles and a triple.

He posted 11 multi-hit games during the 2022 campaign, all of the two hit variety except for on 8/24/22 when he logged a season-high three knocks.

Last season, he earned consecutive multi-hit games three times with two of them being back-to-back (8/24-8/25 & 9/7-9/8) while the 3rd streak saw back-to-back-to-back multi-hit games (6/13-6/17).

## TEAM BATTING

### OVERALL

	AVG	G	AB	R	H	TB	2B	3B	HR	RBI	BB	SO	SB	CS	OBP	SLG	OPS
	.253	27	918	148	232	380	46	6	30	137	105	269	43	10	.333	.414	.747

### MONTHLY

APRIL	.260	21	718	120	187	307	33	6	25	112	79	214	35	8	.336	.428	.764
MAY	.225	6	200	28	45	73	13	0	5	25	26	55	8	2	.320	.365	.685
JUNE	-	-	-	-	-	-	-	-	-	-	-	-	-	-	-	-	-
JULY	-	-	-	-	-	-	-	-	-	-	-	-	-	-	-	-	-
AUGUST	-	-	-	-	-	-	-	-	-	-	-	-	-	-	-	-	-
SEPTEMBER	-	-	-	-	-	-	-	-	-	-	-	-	-	-	-	-	-

### HOME VS. ROAD

HOME	.289	12	422	88	122	201	25	3	16	82	43	119	19	3	.358	.476	.834
ROAD	.222	15	496	60	110	179	21	3	14	55	62	150	24	7	.312	.361	.673

### SITUATIONAL SPLITS

	AVG	G	AB	H	TB	2B	3B	HR	RBI	BB	SO	OBP	SLG	OPS
VS RIGHT	.261	27	747	195	321	35	5	27	120	91	215	.345	.430	.775
VS LEFT	.216	16	171	37	59	11	1	3	17	14	54	.278	.345	.623
W/ RISP	.287	27	265	76	120	17	3	7	104	33	76	.363	.453	.816
TEAM IS AHEAD	.262	17	294	77	117	16	3	6	44	31	83	.334	.398	.732
TEAM IS BEHIND	.254	21	445	113	190	16	2	19	73	54	125	.340	.427	.767

### HOME RUNS

### MULTI-RBI GAMES

### MULTI-HIT GAMES

PLAYER	SOLO	2R	3R	GS	TOTAL	2	3	4	5+	TOTAL	2	3	4	5+	TOTAL
Bliss	2	1	1		4	4	1			5	10	4			14
Castillo			1		1	1	1			2	2				2
Centeno	1				1	1				1	7	1			8
Dalesandro											3				3
De Los Santos	1	1			2	1	1			2	5	1			6
Del Castillo	1	1			2	2				2	3				3
Duzenack						1				1	1				1
English	4	1	1		6	3	1	1		5	5				5
Enriquez						1				1	2				2
Guzman		1			1	1	1			2	1	1			2
Lawlar	1	2	1		4	1	1	1		3	2				2
Roberts		1			1	2	1			3	3	1			4
Tawa	2		1		3	2	1			3	4	1			5
Vukovich	4	1			5		5			5	5	2			7
TOTALS:	16	9	5	0	30	20	13	2	0	35	53	11	0	0	64

### HOME RUN VARIANTS

**WALK-OFF HR (0):**

**BACK-TO-BACK HR (1): English/Vukovich (4/16 vs. CC, 7th inn.)**

**MULTI-HR GAMES (0):**

**EXTRA-INNING HR (0):**

**GRAND SLAMS (0):**

**INSIDE-THE-PARK HR (0):**

**PINCH-HIT HR (0):**

**HR IN CONSECUTIVE GAMES (4): Lawlar (4/15 vs. CC - 4/18 @ NWA); English (4/23 @ NWA - 4/25 vs. FRI); Bliss (5/5--5/6 @ CC); Vukovich (5/5-5/6 @CC)**

**LEAD OFF HR (1): Bliss (4/27 vs. FRI)**

## BATTING (CONT.)



### STARTS BY BATTING ORDER (TEAM RECORD)

PLAYER	1	2	3	4	5	6	7	8	9
Bliss	11-12								
Castillo							0-1	5-9	2-2
Centeno		0-2				1-0	4-2	4-2	1-1
Dalesandro								1-1	4-7
De Los Santos				7-6	3-7				
Del Castillo				3-3	2-2	1-3	3-3		
Duzenack									3-0
English			7-5	1-0	1-1		1-0	1-1	
Enriquez	1-1	0-1	2-3	0-1		1-0	0-4	2-1	1-1
Guzman							2-3		2-2
Lawlar		13-10							
Roberts			4-5						
Tawa	1-1	0-1			4-4	2-5	3-1		
Vicuña									0-1
Vukovich			0-1	2-4	3-0	8-6			

### STARTS BY POSITION (TEAM RECORD)

C	1B	2B	3B	SS	LF	CF	RF	DH
		11-8		0-4				
	1-1				2-3	1-3	2-1	1-4
7-2								3-5
0-1					1-0	3-7	1-0	
	3-3		7-10					
5-10								4-1
					1-0	2-0		
	8-3				1-2			2-2
						1-0	6-11	0-1
					3-4		1-1	
				13-10				
1-1	1-3						1-1	1-0
		2-6	1-1			6-4		1-1
					0-1			
	0-4		5-3		5-4		2-0	1-0

### 5+ GAME HITTING STREAKS (CURRENT IN BOLD)

PLAYER	LENGTH/DATES	STREAK STATS
<b>English</b>	<b>12 G, 4/19-5/2</b>	<b>.370 AVG (17-for-46), 6 2B, 4 HR, 16 RBI, 7 BB, 8 R</b>
Bliss	10 G, 4/6-4/19	.438 AVG (21-for-48), 3 2B, 2 3B, HR, 8 RBI, 8 R
<b>Vukovich</b>	<b>8 G, 4/29-5/7</b>	<b>.371 AVG (13-for-35), 3 2B, 3 HR, 8 RBI, BB, 7 R</b>
Bliss	8 G, 4/21-5/2	.412 AVG (14-for-34), 5 2B, HR, 6 RBI, 2 BB, 10 R, 2 SB
Lawlar	6 G, 4/12-4/19	.318 AVG (7-for-22), 2 2B, 2 HR, 5 RBI, 3 BB, 4 R
English	5 G, 4/8-4/16	.294 AVG (5-for-17), 2B, 2 HR, 4 BB, 4 RBI, 5 R
Enriquez	5 G, 4/7-4/16	.313 AVG (5-for-16), 2 2B, 4 BB, IBB, RBI, 3 R
Guzman	5 G, 4/23-5/3	.444 AVG (8-for-18), HR, 5 RBI, 2 BB, 4 R, SB
Roberts	5 G, 4/7-4/14	.435 AVG (10-for-23), 2 2B, 2 3B, HR, 8 RBI, BB, 6 R

### MULTI-RUN INNINGS

RUNS	NO. OF TIMES	LAST
2	22	5/7 @ CC, 2nd inning
3	9	4/28 vs. FRI, 7th inning
4	3	4/29 vs. CC, 7th inning
5	-	
6	2	5/6 @ CC, 5th inning
7	2	5/5 @ CC, 3rd inning
8+	-	

### SCORE BY INNING

	1	2	3	4	5	6	7	8	9	10	11+	TOTAL
<b>OPP</b>	24	13	25	20	35	24	16	12	6	-	-	175
<b>AMA</b>	11	10	14	21	18	12	30	19	11	2	-	148

## FIELDING

### CATCHER'S BOX (W/L BASED ON STARTS)

PLAYER	CS	SB	ATT	CS %	PB	W-L
Centeno	2	9	11	.181	3	7-2
Dalesandro	0	4	4	.000	0	0-1
Del Castillo	7	19	25	.280	2	5-10
Roberts	2	0	2	1.000	0	1-1
<b>TOTAL</b>	<b>11</b>	<b>32</b>	<b>42</b>	<b>.261</b>	<b>5</b>	<b>13-14</b>

### TEAM FIELDING

%	G	PO	A	E	DP	PB
.973	27	711	211	26	13	5

### ERRORS BY POSITION

POSITION	SOD POODLES	OPPONENT
C	3	1
1B	3	2
2B	3	1
3B	4	4
SS	3	1
LF	1	1
CF	2	-
RF	-	1
P	7	2
<b>TOTAL</b>	<b>26</b>	<b>13</b>

# NOTABLE GAMES



AMARILLO HAVE 5 OR FEWER HITS		
DATE	HITS	OPPONENT
4/15	4	CC
4/20	4	@NWA
4/22	3	@NWA
4/27	5	FRI
5/2	5	@CC
5/4	2	@CC

OPPONENTS HAVE 5 OR FEWER HITS		
DATE	HITS	OPPONENT
4/7	3	@FRI
4/19	2	@NWA
4/20	4	@NWA
4/27	5	FRI
5/2	3	@CC
5/3	5	@CC
5/4	5	@CC

AMARILLO HAVE 10 OR MORE RUNS		
DATE	RUNS	OPPONENT
4/12	13	CC
4/14	10	CC
4/26	12	FRI
4/29	11	FRI
5/5	12	@CC

OPPONENTS HAVE 10 OR MORE RUNS		
DATE	RUNS	OPPONENT
4/6	12	@ FRI
4/12	10	CC
4/14	13	CC
4/16	11	CC
4/18	16	@ NWA
4/26	11	FRI
4/28	12	FRI
4/30	12	FRI
5/6	12	@ CC

## EXTRA INNING GAMES (2) 2-0

DATE	OPP	RESULT	SCORE	W	L	S	TIME
4/20	@ NWA	W	3-2	Otanez, M (1-0)	Biasi, D (1-1)	Rice, J (1)	3:08
4/26	FRI	W	12-11	Workman, B (1-0)	Church, M (0-1)	-	3:24

## PINCH HITTER TOTALS

PLAYER	DATE	SITUATION	RESULT
Vicuña	5/6	Def. Sub, Bot. 3	1-for-4

## DOUBLEHEADERS (0)

DATE	OPP	RESULT	SCORE	W	L	S	TIME
------	-----	--------	-------	---	---	---	------

--

## WALK-OFF WINS

DATE	SCORE	GAME-WINNING PLAY
4/26	12-11 (10th)	Lawlar RBI-double

## SHUTOUTS (4) 2-2

DATE	OPP	RESULT	SCORE	W	L	S	TIME
4/19	@NWA	W	5-0	Jarvis, B (2-1)	Veneziano, A (1-1)	-	2:29
4/21	@NWA	L	5-0	Hoffmann, A (2-1)	Hill, J (0-1)	-	2:26
4/22	@NWA	L	5-0	Marsh, A (1-0)	Patrick, C (0-3)	-	2:14
5/3	@CC	W	3-0	Pope, A (1-0)	Kouba, R (1-1)	Backhus, K (4)	2:15



#14 KYLE BACKHUS - LHP			2023 HIGHS: IP - 2.0, K - 4, BB - 1, H - 2, R - 1, ER - 1			RECENT APPEARANCES		
HEIGHT: 6'4"			WEIGHT: 185			B/T: L/L		
AGE: 25 (1/31/1998 in New Waverly, TX)								
9 C			0-0			4/4 SV/SVO		
16/2 K/BB			1.38 ERA					
OVERALL: 9 G, 0-0, 13.0 IP, 2 R, 2 ER, 7 H, HR, 2 BB, 16 K			MAY: 2 G, 0-0, 4.0 IP, R, ER, 3 H, 4 K					
PREV. SERIES: 2 G, 0-0, 4.0 IP, R, ER, 3 H, 4 K			SERIES VS. MID:					
<ul style="list-style-type: none"> <li>Named the D-backs MiLB.com Organization All-Star last season.</li> <li>Allowed no earned runs in 30 of his 40 appearances in 2022 and logged his season high 2.0 IP 11 separate times.</li> <li>Struck out three (3) or more batters in a contest 12 times (40 G) and two (2) or more 27 times in 2022.</li> <li>From 5/14-8/26/2022 (34.2 IP), he held his opponent to 0 earned runs in 22 out of 26 straight appearances, allowing just seven (7) earned runs total (1.84 ERA) with his 61 punchies across 39.0 innings in Hillsboro in 2022 being good for a 14.1 K/9.</li> </ul>								
2023			VS. RHB: .214/.214/.321, 6 H, HR, 2 RBI, 10 K			VS. LHB: .059/.158/.118, H, 2B, 2 BB, 6 K		
SPLITS			AWAY: 5 G, 0-0, 8.0 IP, R, ER, 5 H, 7 K			W/ RISP: .167/.167/.167, H, RBI, K		
HOME: 4 G, 0-0, 5.0 IP, R, ER, 2 H, HR, 2 BB, 5 K						LAST WIN: 9/10/22 vs. ARK		
						LAST LOSS: 9/3/22 vs. FRI		
						LAST SAVE: 5/3/23 @ CC		
#20 JEFF BAIN - RHP			2023 HIGHS: IP - 3.1, K - 3, BB - 2, H - 5, R - 6, ER - 4			RECENT APPEARANCES		
HEIGHT: 6'4"			WEIGHT: 200			B/T: R/R		
AGE: 27 (3/3/1996 in Montebello, CA)								
8 C			0-1			13/7 K/BB		
7.79 ERA								
OVERALL: 8 G, 0-1, 17.1 IP, 22 R, 15 ER, 21 H, 6 HR, 7 BB, 2 HBP, 13 K			MAY: 2 G, 0-0, 4.0 IP, 3 R, 3 ER, 2 H, 3 BB, 5 K					
PREV. SERIES: 2 G, 0-0, 4.0 IP, 3 R, 3 ER, 2 H, 3 BB, 5 K			SERIES VS. MID:					
<ul style="list-style-type: none"> <li>Named the Midwest League Mid-Season All-Star in 2018 and the California League Mid-Season All-Star in 2019.</li> <li>Made his professional debut, finishing the season 3-1 with a 4.09 ERA in 14 relief appearances in 2017.</li> <li>Set a career-high with 13 strikeouts on 6/8 vs. Modesto and had eighth (8) quality starts in 2019.</li> <li>Finished 3rd in the ARI farm system in wins (9) and T-3rd in games pitched (45) across 55 total games with Amarillo and Reno.</li> </ul>								
2023			VS. RHB: .238/.298/.381, 10 H, 2B, 3B, HR, 4 RBI, 3 BB, 9 K			VS. LHB: .423/.500/1.077, 11 H, 5 HR, 2 2B, 19 RBI, 4 BB, 4 K		
SPLITS			AWAY: 5 G, 0-0, 11.1 IP, 14 R, 7 ER, 14 H, 3 HR, 4 BB, 2 HBP, 8 K			W/ RISP: .368/.417/1.063, 7 H, 4 HR, 2B, 19 RBI, 2 BB, 4 K		
HOME: 3 G, 0-1, 6.0 IP, 8 R, 8 ER, 7 H, 3 HR, 3 BB, 5 K						LAST WIN: 9/4/22 vs. LV (AAA)		
						LAST LOSS: 4/27/23 vs. FRI		
						LAST SAVE: 6/25/22 @ CC		
#29 HUGH FISHER - LHP			2023 HIGHS: IP - 1.2, K - 2, BB - 4, H - 2, R - 3, ER - 3			RECENT APPEARANCES		
HEIGHT: 6'6"			WEIGHT: 210			B/T: R/L		
AGE: 24 (2/11/1999 in Cordova, TN)								
5 C			0-1			6/9 K/BB		
12.71 ERA								
OVERALL: 5 G, 0-1, 5.2 IP, 6 H, 8 R, 8 ER, HR, 9 BB, HBP, 6 K			MAY: 2 G, 0-1, 1.2 IP, 5 R, 5 ER, 3 H, 6 BB, HBP, 3 K					
PREV. SERIES: 2 G, 0-1, 1.2 IP, 5 R, 5 ER, 3 H, 6 BB, HBP, 3 K			SERIES VS. MID:					
<ul style="list-style-type: none"> <li>Selected by the Arizona Diamondbacks in the 10th round of the 2021 MLB draft out of Vanderbilt University (Nashville, TN).</li> <li>Went 12 straight relief appearances in his debut season (2021) allowing just four earned runs and three walks (13.1 IP) good for a 2.75 ERA across the stretch with his 15 K in this time frame earning him a 10.3 K/9.</li> <li>From 4/26-6/30/2022 (19 G), he allowed eight (8) ER in 20.0 innings of labor, good for a 3.60 ERA over the stretch.</li> </ul>								
2023			VS. RHB: .267/.421/.600, 4 H, 2B, 3B, HR, 4 RBI, 3 BB, 4 K			VS. LHB: .250/.571/.250, 2 H, 3 RBI, 6 BB, 2 K		
SPLITS			AWAY: 3 G, 0-1, 2.2 IP, 5 R, 5 ER, 3 H, 7 BB, 4 K			W/ RISP: .308/.526/.462, 4 H, 2 2B, 9 RBI, 5 BB, 3 K		
HOME: 2 G, 0-0, 3.0 IP, 3 R, 3 ER, 3 H, HR, 2 BB, 2 K						LAST WIN: 4/11/23 vs. EVE (A+)		
						LAST LOSS: 5/2/23 @ CC		
						LAST SAVE: 8/28/21 vs. RC (A-)		
#24 JACKSON GODDARD - RHP			2023 HIGHS: IP - 2.1, K - 3, BB - 3, H - 4, R - 3, ER - 3			RECENT APPEARANCES		
HEIGHT: 6'3"			WEIGHT: 220			B/T: R/R		
AGE: 26 (12/12/1996 in Tulsa, OK)								
6 C			1-0			9/5 K/BB		
9.00 ERA								
OVERALL: 6 G, 1-0, 7.0 IP, 7 R, 7 ER, 9 H, 5 BB, 9 K			MAY: 1 G, 1-0, 2.1 IP, H, 3 K					
PREV. SERIES: 1 G, 1-0, 2.1 IP, H, 3 K			SERIES VS. MID:					
<ul style="list-style-type: none"> <li>Selected by the Arizona Diamondbacks in the 3rd round (99th overall) of the 2018 MLB draft out of the University of Kansas (Lawrence, Kansas).</li> <li>From 7/20-8/31/2021 (9 G, 8 GS), he allowed just seven (7) earned runs across 24.0 IP (2.63 ERA) while punching out 25 batters (9.4 K/9).</li> <li>2022 was the first season that he did not start at least 75% of his total appearances, being transitioned to a dedicated bullpen arm.</li> <li>He did not allow an earned run in his first seven (7) appearances (4/22-7/5) in 2022 (7.2 IP).</li> </ul>								
2023			VS. RHB: .300/.364/.450, 6 H, 3 2B, 6 RBI, 2 BB, 5 K			VS. LHB: .300/.462/.400, 3 H, 2B, RBI, 3 BB, 4 K		
SPLITS			AWAY: 4 G, 1-0, 4.1 IP, 6 R, 6 ER, 8 H, 3 BB, 5 K			W/ RISP: .417/.500/.583, 5 H, 2 2B, 7 RBI, 2 BB, 4 K		
HOME: 2 G, 0-0, 2.2 IP, H, R, ER, 2 BB, 4 K						LAST WIN: 5/5/23 @ CC		
						LAST LOSS: 8/11/19 @ BUR (A)		
						LAST SAVE: 8/31/19 vs. BUR (A)		
#38 JOSH GREEN - RHP			2023 HIGHS: IP - 3.0, K - 4, BB - 2, H - 3, R - 2, ER - 2			RECENT APPEARANCES		
HEIGHT: 6'3"			WEIGHT: 211			B/T: R/R		
AGE: 27 (8/31/1995 in Baton Rouge, LA)								
9 C			0-0			13/5 K/BB		
4.11 ERA								
OVERALL: 9 G, 0-0, 15.1 IP, 7 R, 7 ER, 11 H, 2 HR, 5 BB, 2 HBP, 13 K			MAY: 2 G, 0-0, 4.0 IP, R, ER, 3 H, BB, 2 K					
PREV. SERIES: 2 G, 0-0, 4.0 IP, R, ER, 3 H, BB, 2 K			SERIES VS. MID:					
<ul style="list-style-type: none"> <li>Former NWL Mid-Season All-Star (2018), NWL Post-Season All-Star (2018), CAL Pitcher of the Week (6/30/2019) and Baseball America High Class A All-Star (2019).</li> <li>Began his professional career in Hillsboro and made his professional and A(Short) debut on 6/16/18 and tossed 1.0 innings and allowed one (1) ER on three (3) hits and a walk.</li> <li>From 5/18-7/31/22 (18 G, 1 GS), he allowed zero (0) earned runs 12 times, posting a 3.60 ERA (14 ER, 35.0 IP) across the stretch.</li> </ul>								
2023			VS. RHB: .194/.286/.419, 6 H, 2 3B, HR, 6 RBI, 4 BB, 5 K			VS. LHB: .200/.286/.400, 5 H, 2 2B, HR, RBI, 2 HBP, BB, 8 K		
SPLITS			AWAY: 3 G, 0-0, 7.0 IP, R, ER, 4 H, 2 BB, HBP, 5 K			W/ RISP: .182/.182/.364, 2 H, 3B, 4 RBI, 3 K		
HOME: 6 G, 0-0, 8.1 IP, 6 R, 6 ER, 7 H, 2 HR, 3 BB, HBP, 8 K						LAST WIN: 6/9/22 vs. FRI		
						LAST LOSS: 8/3/22 @ FRI		
						LAST SAVE: 8/24/18 vs. EVE (A+)		
#40 CHRISTIAN MONTES DE OCA - RHP			2023 HIGHS: IP-2.1, K-3, BB-2, H-3, R-3, ER-3			RECENT APPEARANCES		
HEIGHT: 6'4"			WEIGHT: 230			B/T: R/R		
AGE: 23 (8/30/1999 in Santo Domingo, Dominican Republic)								
9 C			0-0			1/1 SV/SVO		
14/6 K/BB			3.55 ERA					
OVERALL: 9 G, 0-0, 12.2 IP, 5 R, 5 ER, 5 H, HR, 6 BB, 14 K			MAY: 2 G, 0-0, 2.0 IP, K					
PREV. SERIES: 2 G, 0-0, 2.0 IP, K			SERIES VS. MID:					
<ul style="list-style-type: none"> <li>Appeared in nine games with Gigantes del Cibao in the Dominican Winter League in 2022-2023, going 1-0 with a 5.63 ERA.</li> <li>Allowed runs in just two of his 10 games with Low-A Visalia to begin his professional career in 2022.</li> <li>Made his professional debut on 4/21/2022 vs. San Jose tossing two scoreless innings where he struck out five batters.</li> <li>Was a perfect 13-for-13 in save opportunities, tied for the most in the Diamondbacks farm system with Blake Rogers.</li> </ul>								
2023			VS. RHB: .103/.133/.207, 3 H, HR, 2 RBI, BB, 13 K			VS. LHB: .154/.389/.231, 2 H, 2B, 3 RBI, 5 BB, K		
SPLITS			AWAY: 5 G, 0-0, 7.1 IP, R, ER, H, HR, 2 BB, 8 K			W/ RISP: .250/.357/.333, 3 H, 2B, 4 RBI, 2 BB, 8 K		
HOME: 4 G, 0-0, 5.1 IP, 4 R, 4 ER, 4 H, 4 BB, 6 K						LAST WIN: N/A		
						LAST LOSS: 7/14/22 @ VAN (A+)		
						LAST SAVE: 4/13/23 vs. CC		



STARTERS:	W/L	Quality	IP	H	R	ER	HR	BB	SO	ERA
	4-12	0	95.2	108	82	74	7	74	106	6.96
RELIEVERS:	W/L	SV/OPP	IP	H	R	ER	HR	BB	SO	ERA
	9-2	7/9	141.1	121	93	85	20	79	177	5.41

PITCHER STARTS: Jarvis (3), Albright (6), Jamison Hill (5), Patrick (5), Olivero (5), Tineo (3)

QUALITY CONTROL														
STARTING PITCHER	TOTAL STARTS	QUALITY STARTS	6-6.2 IP (0 ER)	6-6.2 IP (1 ER)	6-6.2 IP (2 ER)	6-6.2 IP (3 ER)	7-7.2 IP (0 ER)	7-7.2 IP (1 ER)	7-7.2 IP (2 ER)	7-7.2 IP (3 ER)	8-9 IP (0 ER)	8-9 IP (1 ER)	8-9 IP (2 ER)	8-9 IP (3 ER)
JARVIS	3	0	0	0	0	0	0	0	0	0	0	0	0	0
ALBRIGHT	6	0	0	0	0	0	0	0	0	0	0	0	0	0
HILL	5	0	0	0	0	0	0	0	0	0	0	0	0	0
PATRICK	5	0	0	0	0	0	0	0	0	0	0	0	0	0
OLIVERO	5	0	0	0	0	0	0	0	0	0	0	0	0	0
TINEO	3	0	0	0	0	0	0	0	0	0	0	0	0	0
-	-	-	-	-	-	-	-	-	-	-	-	-	-	-
-	-	-	-	-	-	-	-	-	-	-	-	-	-	-
-	-	-	-	-	-	-	-	-	-	-	-	-	-	-
-	-	-	-	-	-	-	-	-	-	-	-	-	-	-
-	-	-	-	-	-	-	-	-	-	-	-	-	-	-
-	-	-	-	-	-	-	-	-	-	-	-	-	-	-
-	-	-	-	-	-	-	-	-	-	-	-	-	-	-
-	-	-	-	-	-	-	-	-	-	-	-	-	-	-

TEAM PITCHING																		
OVERALL																		
	W	L	ERA	G	GS	SHO	SV	SVO	IP	H	R	ER	HR	BB	HB	SO	WHIP	AVG
	13	14	6.04	27	27	2	7	9	237.0	229	175	159	27	153	12	283	1.61	.252

MONTHLY																		
APRIL	11	10	6.02	21	21	1	6	7	187.0	189	141	125	23	114	10	221	1.62	.260
MAY	2	4	6.12	6	6	1	1	2	50.0	40	34	34	4	39	2	62	1.58	.220
JUNE	-	-	-	-	-	-	-	-	-	-	-	-	-	-	-	-	-	-
JULY	-	-	-	-	-	-	-	-	-	-	-	-	-	-	-	-	-	-
AUGUST	-	-	-	-	-	-	-	-	-	-	-	-	-	-	-	-	-	-
SEPTEMBER	-	-	-	-	-	-	-	-	-	-	-	-	-	-	-	-	-	-

HOME VS. ROAD TEAM PITCHING																	
	W	L	ERA	G	CG	SHO	SV	SVO	IP	H	R	ER	BB	HB	SO	WHIP	AVG
HOME	6	6	7.18	12	0	0	3	3	109.0	122	95	87	69	5	131	1.75	.280
ROAD	7	8	5.06	15	0	2	4	6	128.0	107	80	72	84	7	152	1.49	.227

PITCHING STREAKS

CONSECUTIVE SCORELESS INNINGS										CONSECUTIVE SCORELESS APPEARANCES									
PLAYER	LENGTH (IP) - DATES			STREAK STATS						PLAYER	LENGTH - DATES			STREAK STATS					
Backhus	9.1 - 4/12-5/6			8 G, 4 H, 2 BB, 12 K						Backhus	6 G - 4/15-5/3			2 H, 2 BB, 9 K					
Hill	7.1 - 4/8-4/15			2 GS, 6 H, 4 BB, HBP, 9 K						Rice	3 G - 4/20-4/27			BB, 3 K					
Jarvis	5.1 - 4/13-4/19			2 GS, 4 BB, 9 K						Fisher	2 G - 4/21-4/25			H, BB, 2 K					
Albright	5.0 - 5/2			1 GS, H, 2 BB, 7 K						Goddard	2 G - 4/28-5/5			H, 6 K					
Goddard	4.2 - 4/26-5/5			3 G, H, 7 K						Green	2 G - 4/12-4/14			3 K, HBP					
Green	4.2 - 4/30-5/5			3 G, 3 H, BB, 3 K						Mantiply	2 G - 4/12-4/15			2 H, 3 K					
Olivero	4.2 - 4/23			1 GS, 6 H, 3 BB						Montes De Oca	2 G - 5/4-5/7			K					
Workman	4.1 - 4/22-4/30			3 G, 3 H, BB, 4 K						Montes De Oca	2 G - 4/13-4/19			2 BB, 5 K					
Bain	4.0 - 4/22-4/27			2G, 2 H, HBP, K						Otanez	2 G - 4/8-4/13			4 H, HBP, 4 K					
Hill	4.0 - 4/21			1 GS, 2 H, 2B, 2 BB, HBP, 7 K						Pope	2 G - 4/6-4/13			H, BB, HBP, 3 K					
Otanez	4.0 - 4/8-4/20			4 G, 4 H, HBP, 5 K						Saalfrank	2 G - 4/7-4/11			3 H, R, 2 BB, 5 K, HLD					
Patrick	4.0 - 4/11			1 GS, 6 K, 2 H, BB						Saalfrank	2 G - 4/20-4/23			2 H, 8 K					
Saalfrank	4.0 - 4/7-4/16			3 G, 7 H, R, 2 BB, 6 K, HLD						Workman	2 G - 4/6-4/12			2 H, 6 K					
Albright	3.2 - 4/7			1 GS, 2 BB, 5 K															

**EJECTIONS**

PLAYER/COACH	DATE/LOCATION	UMPIRE	REASON
Shawn Roof	4/30, HODGETOWN vs. FRI	HP Jarrod Moehlmann	Arguing call

**AWARDS**

PLAYER/COACH	AWARD	DATES	STATS
Bryce Jarvis	TEX Pitcher of the Week	4/17-4/23/2023	W, 5.0 IP, 0 H, 4 BB, 8 K
Ryan Bliss	Texas League Player of the Month	April	.410 AVG (34-for-83), 2 HR, 14 RBI, 17 R, 18 G

**2023 MILESTONES ON THE HORIZON**

NAME	MILESTONE	TO MEET
Jeff Bain	500 Career Strikeouts	34
Jonathan Guzman	500 Career Hits, 2000 Career At-Bats	63, 33
Michel Otanez	250 Career Strikeouts	2
Josh Green	250 Career Strikeouts	5
Austin Pope	250 Career Strikeouts, 200 Career IP	37, 19.2
Jordan Lawlar	150 Career Hits	15
Kyle Backhus	150 Career Strikeouts	32
Hugh Fisher	100 Career Strikeouts	17

**2023 MILESTONES REACHED**

NAME	MILESTONE	DATE
Bryce Jarvis	200 Career Strikeouts	4/6 @ FRI
Luke Albright	150 Career IP	4/7 @ FRI
Ryan Bliss	150 Career Hits	4/14 vs. CC
A.J. Vukovich	150 Career RBI	4/16 vs. CC
Tim Tawa	150 Career Hits	4/16 vs. CC
A.J. Vukovich	150 Career RBI	4/16 vs. CC
Andrew Saalfrank	100 Career Strikeouts	4/20 @ NWA
Jamison Hill	150 Career Strikeouts	4/21 @ NWA
Austin Pope	200 Career Strikeouts	4/21 @ NWA
Devison De Los Santos	150 Career RBI	4/26 vs. FRI
Jackson Goddard	150 Career Strikeouts	4/28 vs. FRI
Deyni Olivero	400 Career IP	4/29 vs. FRI
Tristin English	250 Career Hits	4/29 vs. FRI
Adrian Del Castillo	100 Career Hits	4/30 vs. FRI
A.J. Vukovich	250 Career Hits	5/4 @ CC

**SOD POODLES vs. LEAGUE IN 2023 (REGULAR SEASON)**

NORTH DIVISION	OVERALL	HOME	AWAY	SOUTH DIVISION	OVERALL	HOME	AWAY
Arkansas	0-0	0-0	0-0	Corpus Christi	5-7	3-3	2-4
NW Arkansas	3-3	0-0	3-3	Frisco	5-4	3-3	2-1
Springfield	0-0	0-0	0-0	Midland	0-0	0-0	0-0
Tulsa	0-0	0-0	0-0	San Antonio	0-0	0-0	0-0
Wichita	0-0	0-0	0-0	---			

**SOD POODLES vs. LEAGUE ALL-TIME (REGULAR SEASON)**

NORTH DIVISION	OVERALL	HOME	AWAY	SOUTH DIVISION	OVERALL	HOME	AWAY
Arkansas	11-14	6-6	5-8	Corpus Christi	46-44	23-17	23-27
NW Arkansas	18-14	8-5	10-9	Frisco	42-44	25-25	17-19
Springfield	13-12	6-6	7-6	Midland	45-36	24-19	21-17
Tulsa	17-21	8-11	9-10	San Antonio	23-21	10-8	13-13
Wichita	10-8	3-3	7-5	---			



## SOD POODLES OFFENSE

**Most Runs, Game:** 13 (4/12 vs. CC)  
**Most Runs, Inning:** 7 (2x: Last: 5/5 @ CC, 3rd inning)  
**Most Hits, Game (Team):** 18 (4/12 vs. CC)  
**Most Hits, Game (Indiv.):** 3 (11x: Last: Centeno, 5/7 @ CC)  
**Fewest Hits, Game:** 2 (5/4 @ CC)  
**Most Hits, Inning:** 8 (5/5 @ CC, 3rd inning)  
**Most HRs, Game (Team):** 2 (10x: Last: 5/6 @ CC)  
**Most HRs, Game (Indiv.):** 1 (30x: Last: Vukovich, 5/6 @ CC)  
**Most HR, Inning (Team):** 2 (English/Vukovich, 4/16 vs. CC, 7th inning)  
**Most SBs, Game (Team):** 7 (4/12 vs. CC)  
**Most SBs, Game (Indiv.):** 2 (4x: Last: Dalesandro, 5/5 @ CC)  
**Grand Slams:**  
**Most Runners LOB, Team:** 12 (4/12 vs. CC)  
**Most Runs Combined (Two Teams):** 23 (3x: Last: 4/26 vs. FRI)  
**Most Hits Combined (Two Teams):** 33 (4/12 vs. CC)  
**Most Home Runs During Series (Two Teams):** 18 (4/11-4/16 vs. CC)  
**Most Runs To Overcome Deficit:** 10 (4/26 vs. FRI)

## SOD POODLES DEFENSE

**Most Errors, Team:** 4 (4/30 vs. FRI)  
**Most Errors, Individual:** 1 (26x: Last: Castillo, 5/7 @ CC)  
**Most Double Plays:** 3 (4/12 vs. CC)

## SOD POODLES PITCHING

**Most Ks, Team (9 innings):** 13 (6x: Last: 5/4 @ CC)  
**Most Ks, Team (extra innings):** 14 (4/20 @ NWA, 10)  
**Most Walks, Team:** 11 (5/6 @ CC)  
**Shutouts:** 2 (Last: 5/3 @ CC)  
**Complete Games (9 IP):** --  
**Complete Games (7 IP):** --  
**Complete Game Shutout:** --  
**Complete Game Shutout (9.0 IP):** --  
**Longest Start:** 5.0 IP (5x: Last: Albright, 5/2 @ CC)  
**Longest Relief Appearance:** 3.1 IP (2x: Last: Workman, 4/26 vs. FRI)  
**Most Ks, Individual:** 8 (2x: Last: Jarvis, 4/19 @ NWA)  
**Most Walks, Individual:** 6 (Tineo, 4/30 vs. FRI)

## OPPONENTS OFFENSE

**Most Runs, Game:** 16 (4/18 @ NWA)  
**Most Runs, Inning:** 8 (4/28 vs. FRI, 1st inning)  
**Most Hits, Game (Team):** 17 (4/16 vs. CC)  
**Most Hits, Game (Indiv.):** 5 (Wagner, 4/16 vs. CC)  
**Fewest Hits, Game:** 2 (4/19 @ NWA)  
**Most Hits, Inning:** 6 (4/28 vs. FRI)  
**Most HRs, Game (Team):** 4 (4/16 vs. CC)  
**Most HRs, Game (Indiv.):** 3 (Rave, 4/18 @ NWA)  
**Most SBs, Game (Indiv.):** 3 (Acuña, 4/30 vs. FRI)  
**Grand Slams Against:** 3 (Last: Biggers, 4/27 vs. FRI)  
**Most Runners LOB, Team:** 12 (4/16 vs. CC)  
**Most Runs To Overcome Deficit:** 2 (2x: Last: 5/7 @ CC)

## OPPONENTS PITCHING

**Most Ks Team (9 innings):** 14 (4/8 @ FRI)  
**Most Ks, Team (extra innings):** 14 (4/20 @ NWA)  
**Most Walks, Team:** 10 (4/20 @ NWA)  
**Most Ks, Individual:** 9 (Gordon, 5/4 @ CC)  
**Most Walks, Individual:** 4 (Wallace, 4/20 @ NWA)

## OPPONENTS DEFENSE

**Most Errors, Team:** 3 (4/12 vs. CC)  
**Most Errors, Individual:** 3 (Whitcomb, 4/12 vs. CC)  
**Most Double Plays:** 2 (4x: Last: 5/4 @ CC)

## MISCELLANEOUS

**Longest Home Game Time (9 innings):** 3:16 (4/12 vs. CC)  
**Shortest Home Game Time (9 innings):** 2:26 (4/11 vs. CC)  
**Longest Road Game Time (9 innings):** 3:13 (5/5 @ CC)  
**Shortest Road Game Time (9 innings):** 2:05 (5/2 @ CC)  
**Longest Game Time (7 innings):**  
**Shortest Game Time (7 innings):**  
**Longest Extra-Inning Game:** 3:24 (4/26 vs. FRI)  
**Longest Game (Innings):** 10 (2x: Last: 4/26 vs. FRI)  
**Longest Game Delay (Home):** 0:10, 4/16 vs. FRI (rain)  
**Longest Game Delay (Road):**  
**Highest Attendance (Home):** 6,417 (4/14 vs. CC)  
**Highest Attendance (Road):** 9,030 (4/8 @ FRI)  
**Lowest Attendance (Home):** 3,231 (4/25 vs. FRI)  
**Lowest Attendance (Road):** 2,399 (4/18 @ NWA)



# LAST TIME IT HAPPENED - 2023

## SOD POODLES (INDIVIDUAL)

**Perfect Game:**  
**No-Hitter (Individual):**  
**No-Hitter (Combined):**  
**No-Hitter (7-Inning):**  
**1-Hitter (Individual):**  
**1-Hitter (Combined):**  
**2-Hitter (Individual):**  
**2-Hitter (Combined):** 4/19 @ NWA, Jarvis, Montes De Oca, Backhus, Vizcaino  
**3-Hitter (Combined):** 2x: Last: 5/2 @ CC, Albright/Fisher/Bain/Stumpo  
**3-Hitter (Individual):**  
**Complete Game Shutout (9 Inning):**  
**Complete Game Shutout (7 Inning):**  
**10 or more strikeouts (P):**  
**Four (4) Hits:**  
**Five (5) Hits:**  
**Six (6) Hits:**  
**Three (3) Doubles:**  
**Four (4) Doubles:**  
**Two (2) Triples:**  
**Two HR Game:**  
**Three HR Game:**  
**Grand Slam (Home):**  
**Grand Slam (Road):**  
**Inside-The-Park HR:**  
**Back-To-Back HRs:** English/Vukovich (4/16 vs. CC)  
**Back-To-Back-To-Back HRs:**  
**HR, Both Sides of the Plate:**  
**Hitting for the Cycle:**

**HR in 2 straight games:** 4x: Last: Vukovich (5/5-5/6 @ CC)  
**HR in 3 straight games:**  
**HR in 4 straight games:**  
**Triple in 2 straight games:**  
**Five (5) RBI:**  
**Six (6) RBI:**  
**Three Runs:** 6x: Last: Bliss, 4/29 vs. FRI  
**Four Runs:**  
**Five Runs:**  
**Two Stolen Bases:** 4x: Last: Dalesandro, 5/5 @ CC  
**Three Stolen Bases:**  
**Four Stolen Bases:**  
**Steal of home (straight):**  
**Steal of home (double steal):** Vukovich/English, 4/12 vs. CC  
**Four (4) Walks:**  
**Five (5) Walks:**  
**10 Total Bases in a game:**

## SOD POODLES TEAM

**20 Runs, Game:**  
**20 Hits, Game:**  
**10+ Runs, Inning:**  
**Back-to-back 15-hit games:**  
**Everyone in order gets a hit:** 2x: Last: 5/5 @ CC  
**Everyone in order scores a run:** 5/5 @ CC  
**Only player in order to get a hit:**  
**15+ Strikeouts, Game (Batting):**  
**Triple Play:**  
**Winning Streak:** 3 (4/23 @ NWA - 4/26 vs. FRI)  
**Losing Streak:** 2 (5x: Last: 5/6-5/7 @ CC)





# HIGHS & LOWS - ALL TIME



## SOD POODLES OFFENSE

**Most Runs, Game:** 20 (9/11/21 vs. TUL)  
**Most Runs, Inning:** 11 (6/11/22 vs. FRI, 8th inning)  
**Most Hits, Game:** 24 (9/11/21 vs. TUL)  
**Most Hits, Game (Indiv.):** 5 (3x: Last: Barrosa, 7/22 @ MID)  
**Fewest Hits, Game:** 0 (5/26/22 @ ARK)  
**Most HRs, Game (Team):** 7, (6/5/21 @ FRI)  
**Most HRs, Game (Indiv.):** 3, Olivares (5/5/19 vs. ARK)  
**Grand Slams:** 11 (Last: Cedenno, 6/30 vs. NWA, 8th inning)  
**Most SBs, Game (Team.):** 7 (4/12/23 vs. CC)  
**Most SBs, Game (Indiv.):** 3 (5x: Last: Barrosa, 9/4/22 vs. FRI)  
**Most Runners LOB, Team:** 14 (3x: Last: 7/30/21 vs. SA)  
**Most Runs Combined (Two Teams):** 32 (9/11/21 vs. TUL)  
**Most Hits Combined (Two Teams):** 37 (2x: Last: 4/23/22 vs SA)  
**Most Home Runs During Series (Two Teams):** 34 (9/7-12/21 vs. TUL)  
**Most Runs To Overcome Deficit:** 10 (4/26/23 vs. FRI)

## SOD POODLES DEFENSE

**Most Errors, Team:** 5 (6/19/21 vs. MID)  
**Most Errors, Individual:** 2 (25x: Last: Alexander, 9/8/22 vs. ARK)  
**Most Ground Into Double Plays:** 4 (2x: Last: 9/17/21 vs. FRI)

## SOD POODLES PITCHING

**Most Ks, Team (9 innings):** 17 (2x: Last: 5/9/21 @ TUL)  
**Most Ks, Team (extra innings):** 19 (5/11/19 @ CC)  
**Most Walks, Team:** 12 (8/27/22 @ CC)  
**Shutout:** 22x: Last: 5/2/23 @ CC, Hill/Pope/Green/Backhus  
**Last Complete Game (9 IP):** --  
**Last Complete Game (7 IP):** Nelson (G1, 9/1/21 @ SA)  
**Last Complete Game (5 IP):** Walston (7/29/22 vs. CC)  
**Last Complete Game Shutout:** Frias (8/1/21 vs. SA (7))  
**Most Ks, Individual:** 12 (4x: Last: Pfaadt: 6/23/22 @ CC)  
**Most Walks, Individual:** 7 (Nelson, 7/6/21 @ SA)



# LAST TIME IT HAPPENED - ALL TIME

## SOD POODLES (INDIVIDUAL)

**Perfect Game:**  
**No-Hitter (Individual):**  
**No-Hitter (Combined):**  
**No-Hitter (7-Inning):** 2x: Tabor, 7/11/21 @ SA; Frias, 8/1/21 vs. SA  
**1-Hitter (Individual):** 7/29/22 (Walston, 5-inning game)  
**1-Hitter (Combined):** 2x: Last: 4/16/22 (Jarvis, Weiss - 7 inning game)  
**2-Hitter (Individual):**  
**2-Hitter (Combined):** 3x: Last: 4/19/23 @ NWA, Jarvis, Montes De Oca, Backhus, Vizcaino  
**3-Hitter (Combined):** 17x: Last: 5/2/23 @ CC, Albright/Fisher/Bain/Stumpo  
**3-Hitter (Individual):**  
**Complete Game Shutout (9 Inning):**  
**Complete Game Shutout (7 Inning):** 2x: Tabor, 7/11/21 @ SA; Frias, 8/1/21 vs. SA  
**10 or more strikeouts:** 14x, Last: Walston (7/29/22 vs. CC)  
**Four (4) Hits:** 29x: Last: Cedenno (8/14/22 vs SPR)  
**Five (5) Hits:** 3x: Last: Cedenno (8/18/22 @ MID)  
**Six (6) Hits:**  
**Three (3) Doubles:** 3x: Last: Carroll, (4/23/22 vs SA)  
**Four (4) Doubles:**  
**Two (2) Triples:**  
**Two HR Game:** 29x, Last: Cedenno (8/23/22 @ CC)  
**Three HR Game:** Olivares, 5/5/19 @ ARK  
**Grand Slam (Home):** 9x, Last: Cedenno, 6/30/22 vs NWA  
**Grand Slam (Road):** 2x: Last: De La Cruz, 6/5/21 @ FRI  
**Inside-The-Park HR:** 4x: Last: Basabe (6/19/21 vs SPR)  
**Back-To-Back HRs:** 17x: Last: English/Vukovich (4/16/23 vs. CC)  
**Back-To-Back-To-Back HRs:**  
**B-2-B-2-B-2-B HRs:** 9/11/21 vs. TUL - Garrett/Kennedy/Fletcher/Canzone (3rd inning)  
**HR, Both Sides of the Plate:** 3x: Last: Stankiewicz (7/15/22 vs SA)  
**Hitting for the Cycle:**

## OPPONENTS OFFENSE

**Most Runs, Game:** 21 (2x: Last: 9/2/22 vs. FRI)  
**Most Runs, Inning:** 11 (9/2/22 vs. FRI, 5th inning)  
**Most Hits, Game (Team):** 23 (9/2/22 vs. FRI)  
**Most Hits, Game (Indiv.):** 6 (Guldborg, 4/10/22 vs MID)  
**Fewest Hits, Game:** 0 (2x, Last: 8/1/21 vs. SA - Frias no-hitter)  
**Most HRs, Game (Team):** 9 (Last: 5/17/22 vs. TUL)  
**Most HRs, Game (Indiv.):** 4 (Chandler Redmond, 8/10/22 vs SPR)  
**Most SBs, Game (Indiv.):** 3 (Acuña, 4/30/23 vs. FRI)  
**Grand Slams:** 20 (Last: Wagner, 4/14 vs. CC, off Bain, 3rd inning)  
**Most Runners LOB, Team:** 16 (4/10/22 vs. MID)  
**Most Runs To Overcome Deficit:** 10 (7/18/21 @ MID)

## OPPONENTS PITCHING

**Most Ks Team (9 innings):** 17 (2x: Last: 5/9/21 @ TUL)  
**Most Ks, Team (extra innings):** 19 (5/11/19 @ CC, 10)  
**Most Walks, Team:** 10 (4x: Last: 4/20 @ NWA)  
**Shutout:** 21x: Last: 4/22 @ NWA  
**Last Complete Game:** Jones (5/26/22 (2) @ ARK)  
**Last Complete Game Shutout (7 IP):** Jones (5/26/22 (2) @ ARK)  
**Most Ks, Individual:** 14 (Dustin May, 6/22/19 @ TUL)  
**Most Walks, Individual:** 7 (Robaina, 7/31/22 vs. CC)

## OPPONENTS DEFENSE

**Most Errors, Team:** 4 (5x, Last: 7/22/22 @ MID)  
**Most Errors, Individual:** 3 (3x: Last: Whitcomb, 4/12/23 vs. CC)  
**Most Ground Into Double Plays:** 4 (2x: Last: 9/14/22 @ SA)

## MISCELLANEOUS

**Longest Home Game Time (9 innings):** 4:08 (9/11/21 vs. TUL)  
**Shortest Home Game Time (9 innings):** 2:01 (6/8/22 vs FRI)  
**Longest Road Game Time (9 innings):** 3:34 (7/29/19 @ NWA)  
**Shortest Road Game Time (9 innings):** 1:50 (8/21/22 @ MID)  
**Longest Game Time (7 innings):** 2:36 (9/1/21 @ SA)  
**Shortest Game Time (7 innings):** 1:29 (5/26/22 (2) @ ARK)  
**Longest Extra-Inning Game:** 4:08 (4/22/22 vs. SA, 11)  
**Longest Game (Innings):** 12 (2x: Last: 5/27/22 @ ARK)  
**Longest Game Delay (Home):** 3:15 (5/18/21 vs. MID)  
**Longest Game Delay (Road):** 1:47 (8/10/19 @ FRI)  
**Highest Attendance (Home):** 7,481 (7/3/22 vs. NWA)  
**Highest Attendance (Road):** 10,366 (5/18/19 @ FRI)  
**Lowest Attendance (Home):** 3,851 (6/1/22 vs. MID)  
**Lowest Attendance (Road):** 1,906 (8/17/22 @ MID)  
**Largest Margin of Victory:** 15 (19-4, 6/9/21 vs. CC)  
**Largest Margin of Defeat:** 19 (21-2, 9/2/22 vs. FRI)

## SOD POODLES TEAM

**20 Runs, Game:** 20, 9/11/21 vs. TUL  
**20 Hits, Game:** 5x: Last: 20, 8/18/22 @ MID  
**10+ Runs, Inning:** 2x: Last: 6/11/22 vs. FRI (11, 8th inning)  
**Back-to-back 15-hit games:** 2x: Last: 4/22-4/23/22 vs. SA  
**Everyone in order gets a hit:** 28x: Last: 5/5/23 @ CC  
**Everyone in order gets multiple-hits:** 5/8/22 vs. MID  
**Everyone in order scores a run:** 7x: Last: 5/5/23 @ CC  
**Only player in order to get a hit:** 4x: Last: Diaz, G1, 9/1/21 @ SA  
**15+ Strikeouts, Game (Batting):** 16x: Last: 6/25/22 @ CC (16)  
**Triple Play:**  
**Winning Streak:** 6 (9/10-9/16/22)  
**Losing Streak:** 7 (7/30-8/6/22)



## TRANSACTIONS

[illegible][illegible][illegible]



# SOD POODLES 2023 DAY-BY-DAY



GAME	DATE	OPPONENT	W/L	WINNING PITCHER	LOSING PITCHER	SAVE	RECORD	STANDING	ATTENDANCE	TOG
1	4/6	@ FRI	L, 12-4	Anderson, G (1-0)	Jarvis, B (0-1)	-	0-1	T-2nd (-1.0)	8,320	2:28
2	4/7	@ FRI	W, 3-1	Albright, L (1-0)	Krauth, N (0-1)	Backhus, K (1)	1-1	T-1st (+0.5)	8,655	2:16
3	4/8	@ FRI	W, 5-3	Rice, J (1-0)	Starr, N (0-1)	Vizcaino, R (1)	2-1	T-1st (+1.0)	9,030	2:57
	4/9	OFF								
	4/10	OFF								
4	4/11	CC	L, 5-4	Melendez, J (1-0)	Patrick, C (0-1)	Macuare, A (1)	2-2	T-2nd (-1.0)	5,452	2:26
5	4/12	CC	W, 13-10	Mantiply, J (1-0)	Robaina, J (0-1)	-	3-2	T-1st (+1.0)	4,093	3:16
6	4/13	CC	W, 5-2	Jarvis, B (1-1)	Cobos, F (0-1)	Montes De Oca, C (1)	4-2	1st (+1.0)	4,547	2:39
7	4/14	CC	L, 13-10	Sprinkle, J (1-0)	Albright, L (1-1)	-	4-3	T-1st (+1.0)	6,417	2:54
8	4/15	CC	W, 5-3	Mantiply, J (2-0)	Gordon, C (0-2)	Backhus, K (2)	5-3	1st (+1.0)	6,146	2:28
9	4/16	CC	L, 11-5	Melendez, J (2-0)	Patrick, C (0-2)	-	5-4	T-1st (+1.0)	5,187	2:54
	4/17	OFF								
10	4/18	@ NWA	L, 16-6	Del Rosario, Y (1-0)	Olivero, D (0-1)	-	5-5	T-1st (+1.0)	2,399	2:40
11	4/19	@ NWA	W, 5-0	Jarvis, B (2-1)	Veneziano, A (1-1)	-	6-5	T-1st (+1.0)	2,792	2:29
12	4/20	@ NWA	W, 3-2 (10)	Otanez, M (1-0)	Biasi, D (1-1)	Rice, J (1)	7-5	1st (+0.5)	3,751	3:08
13	4/21	@ NWA	L, 5-0	Hoffmann, A (2-1)	Hill, J (0-1)	-	7-6	T-1st (+1.0)	4,690	2:26
14	4/22	@ NWA	L, 5-0	Marsh, A (1-0)	Patrick, C (0-3)	-	7-7	T-1st (+3.0)	4,856	2:14
15	4/23	@ NWA	W, 6-2	Saalf Frank, A (1-0)	Way, B (0-2)	-	8-7	T-1st (+0.5)	4,640	2:48
	4/24	OFF								
16	4/25	FRI	W, 9-7	Rice, J (2-0)	Starr, N (1-2)	Backhus, K (3)	9-7	T-1st (+1.0)	3,231	2:34
17	4/26	FRI	W, 12-11 (10)	Workman, B (1-0)	Church, M (0-1)	-	10-7	1st (+1.0)	3,275	3:24
18	4/27	FRI	L, 5-1	Roby, T (1-2)	Bain, J (0-1)	-	10-8	1st (+0.5)	6,239	2:38
19	4/28	FRI	L, 12-6	Speas, A (1-0)	Patrick, C (0-4)	-	10-9	2nd (-0.5)	4,393	2:55
20	4/29	FRI	W, 11-4	Olivero, D (1-1)	Leiter, J (0-2)	-	11-9	1st (+0.5)	5,928	2:38
21	4/30	FRI	L, 12-7	Church, M (1-1)	Tineo, M (0-1)	-	11-10	T-1st (+0.5)	5,125	2:53
	5/1	OFF								
22	5/2	@ CC	L, 3-1	Robaina, J (1-2)	Fisher, H (0-1)	-	11-11	T-2nd (-1.0)	2,774	2:05
23	5/3	@ CC	W, 3-0	Pope, A (1-0)	Kouba, R (1-1)	Backhus, K (4)	12-11	T-1st (+1.5)	2,401	2:15
24	5/4	@ CC	L, 6-1	Gordon, C (2-2)	Patrcik, C (0-5)	-	12-12	T-2nd (-1.0)	3,678	2:11
25	5/5	@ CC	W, 12-8	Goddard, J (1-0)	Plumlee, P (0-1)	-	13-12	T-1st (+2.5)	4,651	3:13
26	5/6	@ CC	L, 12-7	VanWey, L (1-0)	Tineo, M (0-2)	-	13-13	T-2nd (-1.0)	4,327	2:49
27	5/7	@ CC	L, 5-4	Arrighetti, S (2-2)	Albright, L (1-2)	McDonald, C (1)	13-14	T-2nd (-2.0)	4,726	2:28
	5/8	OFF								
28	5/9	MID								
29	5/10	MID								
30	5/11	MID								
31	5/12	MID								
32	5/13	MID								
33	5/14	MID								
	5/15	OFF								
34	5/16	@ FRI								
35	5/17	@ FRI								
36	5/18	@ FRI								
37	5/19	@ FRI								
38	5/20	@ FRI								
39	5/21	@ FRI								
	5/22	OFF								
40	5/23	@ SA								
41	5/24	@ SA								
42	5/25	@ SA								
43	5/26	@ SA								
44	5/27	@ SA								
45	5/28	@ SA								
	5/29	OFF								
46	5/30	SPR								
47	5/31	SPR								
48	6/1	SPR								
49	6/2	SPR								
50	6/3	SPR								
51	6/4	SPR								