

OMAHA STORM CHASERS GAME NOTES

@ ROCHESTER RED WINGS

LHP Anthony Veneziano (3-0, 4.38 ERA) @ RHP Joan Adon (2-4, 4.73 ERA)

Friday, June 23, 2023 | Game #70 | Road Game #33

5:45 CT/6:45 ET First Pitch | Innovative Field | Rochester, New York

Radio: stormchasers.mixlr.com | TV: Bally Live, MiLB.TV

36-33

33-37

Omaha Storm Chasers | 12356 Ballpark Way, Papillion, Nebraska 68046 | (402) 738-5100 | OmahaStormChasers.com | @OMASstormChasers

UPCOMING SCHEDULE & PROBABLE PITCHERS

UPCOMING GAMES

OPPONENT





TIME (CT)

PROBABLE PITCHERS

Saturday, June 24	@ Rochester	5:45 p.m. CT	TBD @ LHP Anthony Banda (0-0, 7.29 ERA)
Sunday, June 25	@ Rochester	12:05 p.m. CT	TBD @ RHP Willy Peralta (2-4, 4.84)
Wednesday, June 28	@ Rochester	12:05 p.m. CT	TBD vs. TBD
Thursday, June 29	@ Rochester	6:05 p.m. CT	TBD vs. TBD

THE MATCHUP

(UNDERLINE = MiLB LEADER) (BOLD = TRIPLE-A LEADER) (ITALICS = TRIPLE-A WORST)

			
.270 (4TH) < AVG	.257 (14TH)	5.31 (14TH)	ERA > 5.24 (10TH)
404 (7TH) < R	348 (18TH)	1.58 (13TH) - WHIP	- 1.58 (13TH)
629 (5TH) < H	601 (16TH)	.270 (17TH)	AVG > .265 (12TH)
80 (12TH) < HR	72 (16TH)	612.1 (8TH) < IP	600.0 (18TH)
324 (12TH) < BB	260 (20TH)	641 (15TH)	H > 613 (9TH)
589 (4TH) < K	604 (7TH)	400 (15TH)	R > 393 (10TH)
138 (1ST) < SB	68 (11TH)	95 (14TH)	HR > 73 (14TH)
.365 (5TH) < OBP	.337 (19TH)	324 (10TH) < BB	335 (14TH)
.445 (9TH) < SLG	.413 (15TH)	608 (14TH) < K	561 (19TH)
.810 (7TH) < OPS	.750 (17TH)	1 (14TH)	SHO > 4 (6TH)

ALL-TIME vs. Red Wings (Since 1988) 13-11 (.542)

SINCE 2021 in Omaha 1-1 (.500)

SINCE 2021 in Rochester 5-4 (.556)

2023 vs. Red Wings 2-1 (.667)

2023 at Werner Park 1-1 (.500)

2023 at Innovative Field 2-1 (.667)

DATE	H/R	SCORE	WIN	LOSS	SAVE
6/20	R	L, 5-4	J. Ferrer	D. Coleman	G. Moreno
6/21	R	W, 7-3	W. Pennington	A. Willingham	-
6/22	R	W, 8-4	J. Bowlan	O. Javier	-
6/23	R				
6/24	R				
6/25	R				

Between 1988 and 1991, the Triple-A International League's Rochester Red Wings and Triple-A American Association's Omaha Royals played 15 games as part of the Triple-A alliance, an interlocking schedule, with the Royals going 8-7 in those regular season games. At the end of the season, an Alliance champion was determined in the postseason with the Triple-A Classic series. In 1990, Omaha defeated Rochester 4 games to 1 to win the penultimate Triple-A Classic.

The teams squared off last year in Rochester for the first time since the 1990's, and split the six-game series in Rochester, 3-3.

STORM CHASERS ON THE RISE

7 Omaha players that appear on a Top-30 Royals prospects ranking

PLAYER (POSITION)	MLB PIPELINE	BASEBALL AMERICA
Tyler Gentry (OF)	Royals No. 6	Royals No. 7
Jonathan Bowlan (RHP)	Royals No. 9	Royals No. 14
Alec Marsh (RHP)	Royals No. 14	Royals No. 11
Will Klein (RHP)	Royals No. 22	Royals No. 23
Tucker Bradley (OF)	Royals No. 26	-
Anthony Veneziano (LHP)	-	Royals No. 9
Christian Chamberlain (LHP)	-	Royals No. 24



STORM CHASERS PRESS BOX

Game Notes compiled by Nicholas Badders

Credential Requests: nicholasb@omahastormchasers.com

Omaha Storm Chasers gameday information, as well as the 2023 Storm Chasers Media Guide can be found at milb.com/omaha/ballpark/media.

YESTERDAY'S GAME

	1	2	3	4	5	6	7	8	9	R	H	E	LO
 Omaha	0	0	0	4	0	1	2	0	1	8	11	0	6
 Rochester	2	0	0	2	0	0	0	0	0	4	8	1	9

WIN: Jonathan Bowlan (1-0) | LOSS: Odalvi Javier (0-1) | SAVE: None

- ROCHESTER, N.Y. – The Omaha Storm Chasers topped the Rochester Red Wings for the second straight game with an 8-4 score as **Adeiny Hechavarria** hit a grand slam and **Jonathan Bowlan** earned the win in his Triple-A debut.
- ✦ Bowlan fell behind early, as he allowed a two-run homer to former Storm Chaser *Franmil Reyes*, for an early 2-0 deficit, but kept Rochester off the board the following two innings.
 - ✦ A pair of singles and a walk loaded the bases with one out for Omaha in the top of the fourth, then Hechavarria connected on his first home run with the Chasers, a grand slam on a 3-0 pitch to give Omaha a 4-2 lead.
 - ✦ Bowlan allowed a pair of solo homers in the bottom of the fourth to tie the game 4-4, but fired a scoreless fifth inning to keep the game tied.
 - ✦ **Nate Eaton** was hit by a pitch to open the sixth and was picked off but safely stole second base and advanced to third on a throwing error, then scored on a wild pitch to put Omaha ahead for good, at the time a 5-4 lead to put Bowlan in line for a win.
 - ✦ The Chasers added two in the sixth on RBI singles from **Brewer Hicklen** and **Logan Porter**, then Porter singled in one more in the ninth, his third hit of the day, for a run of insurance.
 - ✦ **Amir Garrett** began his Major League rehab assignment in bottom of the sixth inning and while he got two outs, walked the bases loaded ... **Christian Chamberlain** came in behind Garrett and got a strike out to strand the three inherited runners, then threw a 1-2-3 seventh to retire all four batters he faced.
 - ✦ **Jonah Dipoto** retired four of his five batters and **Evan Sisk** recorded the game's final two outs, as Omaha pitching held Rochester to just one hit over the final five innings of the game and the bullpen totaled 4.0 scoreless innings.
 - ✦ Seven of nine Chasers recorded a hit and scored a run, including Porter's three, plus two each from **Clay Dungan** and **Tucker Bradley**, who doubled and scored twice.

NOTES AND NUGGETS

CHALLENGING THE SYSTEM

- With the ABS Challenge system in effect on Friday-Sunday games, the Storm Chasers as a club are 26-for-70 on ABS challenges this year, a 37% success rate.
- ✦ Last week vs. Columbus, Omaha went 3-for-8 (37.5%) in challenges.
 - ✦ A 0-0 count is the most likely situation for Omaha to challenge, with 14 of 70 challenges coming on the first pitch, 4 correct challenges ... 14 of 70 challenges have come in the 6th inning, including 7 successful challenges in that frame of the game.

TUCKER BRADLEY, PROFESSIONAL HITTER

- After a slow start to the season, outfielder **Tucker Bradley** has turned things around in the last several weeks.
- ✦ In the month of June, Bradley's .419 (13-for-31) average and 1.106 OPS are the highest among active Storm Chasers players with at least 30 plate appearances.
 - ✦ While he went 3-for-4 in his Triple-A debut on March 31 @ IND, Bradley had hits in just 9 of his first 24 games, with 4 multi-hit games in that stretch and 9 runs batted in ... since May 18, he has hits in 13 of 18 games, with 7 multi-hit games, and 16 RBI.

THAT'S WHAT SPEED DO

- The Chasers have 138 steals in 69 games (average 2.00 SB/game) and have been caught 26 times for a success rate of 84.15%.
- ✦ Despite just 3 steal in the last 6 games, the team's 138 steals are the most of any Triple-A team and 5th of all teams in Minor League Baseball ... the Clearwater Threshers (Philadelphia Single-A) lead the minors (167).
 - ✦ The Chasers have stolen at least one base in 48 of 69 games (69.57%), with multiple steals in 38 games and 10 occasions of 5+ steals.
 - ✦ The Chasers' top two base stealers this season were both called up to Kansas City last week ... **Dairon Blanco** was called up last Monday but is still 2nd in *Minor League Baseball with 47 steals this season* (in 53 tries) across just 49 games and 13 games of 2+ steals this year, including each of his last four games with Omaha ... **Samad Taylor** was called up last Friday and had 34 stolen bases (in 39 attempts) with Omaha, but still ranks 3rd in the league, 3rd in Triple-A and is 9th in the Minors.

NEW KIDS ON THE BLOCK

- With 30 transactions for Omaha in June, 9 players have made their 2023 Storm Chasers debuts this month, including 2 Triple-A debuts and 3 Royals organization debuts.
- ✦ Pitchers **Jonathan Bowlan** and **Christian Chamberlain** were both added from NW Arkansas (AA) Tuesday and Chamberlain made his Triple-A debut Tuesday, while Bowlan made his last night.
 - ✦ **Kyle Isbel** started a rehab assignment last Tuesday after being placed on Kansas City's 10-Day Injured List with a Grade 2 hamstring strain on May 5 and has played 6 games.
 - ✦ Last week, pitchers **Alec Marsh** and **Will Klein**, catcher **José Briceño** and outfielder **John Rave** all joined the Storm Chasers from Double-A, with Klein making his Triple-A debut last Wednesday ... infielders **Matt Beatty**, **Adeiny Hechavarria** and **Jermaine Palacios** all signed Minor League deals and reported to Omaha, but Beatty was called up 67 Kansas City on Sunday.
 - ✦ Over the first 69 games of the 2023 season, 54 players have appeared in a game with the Storm Chasers, **Paxton Wallace** was added to the roster today and is in line to be the 55th when he appears in his first game.
 - ✦ Over the course of the 2023 season, 8 players have made their Triple-A debuts with Omaha, including 5 pitchers ... Klein is the only pitcher to deliver a scoreless outing in his debut, while **Anthony Veneziano** is the only starter prior to Bowlan today to make their Triple-A debut, the other 4 pitchers have been relievers.

AT A GLANCE

RECENT (W2)

Last 5 Games	4-1
Last 10 Games	9-1
Last 20 Games	15-5

HOME/AWAY

Home Games	17-20
Away Games	19-13

TIME OF DAY

Night Games	23-23
Day Games	13-10

MONTH

March	1-0
April	9-15
May	12-14
June	14-4
July	
August	
September	

OPPONENT

vs. Columbus	6-0
vs. Gwinnett	1-5
vs. Indianapolis	8-0
vs. Iowa	2-2
vs. Louisville	2-4
vs. Memphis	2-4
vs. Nashville	2-4
vs. Rochester	2-1
vs. Scranton/WB	3-3
vs. St. Paul	2-4
vs. Toledo	6-6

DAY OF THE WEEK

on Monday	
on Tuesday	4-8
on Wednesday	5-7
on Thursday	6-6
on Friday	10-2
on Saturday	5-6
on Sunday	6-4

THIS WEEK'S SERIES

Record	2-1
Batting Average	(.272)
Runs/Per Game	19/6.33
Home Runs	1
ERA	3.81 (11 ER / 26.0 IP)
Strikeouts (K/9)	28 (9.69)
Saves/Opportunities	0/1

QUICK FACTS

Founded.....	2011 (1969-2010: Omaha Royals)
Colors.....	Royal Blue, Twister Gold, Blackout Black
League.....	International League (Since 2021)
Ownership.....	Alliance Baseball Omaha LLC
General Manager.....	Laurie Schlender (4th Year)
Home Ballpark (Capacity).....	Werner Park (9,023, 6,254 fixed seats)
Dimensions.....	LF- 310 CF- 402 RF- 315

ROSTER BREAKDOWN

Age 23.....	2	Native of Cuba.....	2
Age 24.....	2	Native of Mexico.....	1
Age 25.....	5	Native of United States.....	24
Age 26.....	9	Native of Venezuela.....	4
Age 27.....	5	Acquired by Royals via Free Agency.....	12
Age 28.....	1	(International).....	2
Age 29.....	1	(Minor League).....	5
Age 30.....	1	(Undrafted).....	3
Age 31.....	1	Acquired by Royals via Trade.....	4
Age 32.....	1	Acquired by Royals via First Year Player Draft.....	14
Age 33.....	1	(High School).....	0
Age 34.....	1	(Rounds 1-5).....	7
Average Age.....	26 Years 156 Days	(2015-17 Drafts).....	2
Median Age.....	26	(2nd Year/College).....	1
		(Rounds 6-10).....	3
		(2018 Draft).....	4
		(3rd Year/College).....	11
		(Rounds 11-20).....	2
		(2019 Draft).....	5
		(4th+ Year/College).....	3
		(Rounds 21-40).....	2
		(2020 Draft).....	3

PRO-NUN-SEE-AY-SHUNS

PLAYERS

2 RYAN GOINS.....	(GO-ins)
6 CLAY DUNGAN.....	(duhn-ginn)
8 KYLE ISBEL.....	(IZZ-bell)
11 ADEINY HECHAVARRIA.....	(ah-DAY-nee etch-ah-vah-RIA)
17 ANGELO CASTELLANO.....	(kass-tay-AH-noh)
21 MIKE MAYERS.....	(Myers)
22 JERMAINE PALACIOS.....	(pah-LAH-see-ohs)
31 JONATHAN BOWLAN.....	(boh-lin)
36 DANIEL MENGDEN.....	(MING-den)
41 ANDRÉS NÚÑEZ.....	(ahn-drez NOON-yez)
50 MAX CASTILLO.....	(ca-STEE-yo)
55 JONAH DIPOTO.....	(dih-POH-to)
56 ANTHONY VENEZIANO.....	(va-nee-ee-ah-no)
60 JOSÉ BRICEÑO.....	(bree-SEN-yo)

COACHES

23 MIKE JIRSCHLE.....	(jursh-LEE)
33 DAVID NOWORYTA.....	(Nova-REE-tah)
52 BIJAN RADEMACHER.....	(bee-ZHON RAH-de-moch-err)

UNIFORM RECORDS

STANDARD UNIFORMS

Blue Vortex Home: 6-10 Road: 0-0	Blue O-Bolt Home: 4-1 Road: 19-14	Powder SC Home: 5-5 Road: 0-0	Powder O Home: 2-0 Road: 0-0
Home White Home: 5-9 Road: 0-0	Road Grey Home: 0-0 Road: 8-7	Blue O-Bolt Home: 4-1 Road: 11-7	Powder Blue Home: 5-5 Road: 0-0

SPECIALTY/THEME NIGHTS (1-4)

Black O-Bolt Home: 0-2 Road: 0-0	Patriotic Home: 0-0 Road: 0-0	Runzas Home: 0-1 Road: 0-0	Cattlemen Home: 0-0 Road: 0-0	Rockets Home: 0-0 Road: 0-0	Marvel Home: 0-0 Road: 0-0	Throwback Home: 0-0 Road: 0-0
Community Home: 0-2 Road: 0-0	Star Wars Home: 1-0 Road: 0-0	Patriotic Home: 0-1 Road: 0-0	Runzas Home: 0-1 Road: 0-0	Cattlemen Home: 0-0 Road: 0-0	Rockets Home: 0-0 Road: 0-0	Marvel Home: 0-0 Road: 0-0

RECENT TRANSACTIONS

2023 BREAKING ROSTER

Pitchers (15): RHP Max Castillo, LHP Austin Cox, RHP Jonathan Heasley, RHP Jackson Kowar, RHP Brooks Kriske, LHP Marcelo Martinez, RHP Mike Mayers, RHP Andrés Núñez, LHP Drew Parrish, LHP Evan Sisk, RHP Collin Snider, RHP Josh Staumont, LHP Josh Taylor, RHP Ryan Weiss, RHP Nick Wittgren

Catchers (3): Freddy Fermin, Logan Porter, Jakson Reetz

Infielders (6): CJ Alexander, Angelo Castellano, Maikel Garcia, Nick Loftin, Nick Pratto, Samad Taylor

Outfielders (3): Dairon Blanco, Tucker Bradley, Brewer Hicklen

46.	INF CJ Alexander placed on the 7-Day Injured List
47.	RHP Nick Wittgren selected by KANSAS CITY from Omaha
48.	RHP Max Castillo optioned to Omaha
49.	5/24 OF Nate Eaton optioned to Omaha
50.	5/26 OF Drew Waters returned to KANSAS CITY from rehab assignment
51.	5/28 LHP Daniel Lynch returned to KANSAS CITY from rehab assignment
52.	INF CJ Alexander activated from the 7-Day Injured List
53.	INF Greyson Jenista transferred to NW Arkansas (AA) from Omaha
54.	5/30 RHP Brett de Geus transferred to NW Arkansas (AA) from Omaha
55.	6/1 INF Nick Loftin placed on the 7-Day Injured List
56.	LHP Marcelo Martinez activated from the Development List
57.	6/2 RHP Jackson Kowar recalled by KANSAS CITY from Omaha
58.	6/7 LHP Austin Cox recalled by KANSAS CITY from Omaha
59.	6/9 OF Nate Eaton recalled by KANSAS CITY from Omaha
60.	6/11 INF CJ Alexander placed on the 7-Day Injured List
61.	INF Greyson Jenista transferred to Omaha from NW Arkansas (AA)
62.	INF Paxton Wallace transferred to Omaha from Quad Cities (A+)
63.	6/12 OF Dairon Blanco selected by KANSAS CITY from Omaha
64.	6/13 RHP Will Klein transferred to Omaha from NW Arkansas (AA)
65.	RHP Alec Marsh transferred to Omaha from NW Arkansas (AA)

66.	OF John Rave transferred to Omaha from NW Arkansas (AA)
67.	INF Greyson Jenista transferred to NW Arkansas (AA) from Omaha
68.	INF Paxton Wallace transferred to Quad Cities (A+) from Omaha
69.	OF Kyle Isbel sent on a rehab assignment to Omaha
70.	INF Matt Beatty assigned to Omaha
71.	INF Jermaine ios assigned to Omaha
72.	6/15 INF Johan Camargo released
73.	6/16 INF Adeiny Hechavarría assigned to Omaha
74.	INF Samad Taylor recalled by KANSAS CITY from Omaha
75.	OF Nate Eaton optioned to Omaha
76.	C José Briceño transferred to Omaha from NW Arkansas (AA)
77.	C Jakson Reetz released
78.	6/18 RHP Brooks Kriske selected by KANSAS CITY from Omaha
79.	INF Matt Beatty selected by KANSAS CITY from Omaha
80.	6/20 LHP Drew Parrish transferred NW Arkansas (AA) from Omaha
81.	RHP Jonathan Bowlan transferred to Omaha from NW Arkansas (AA)
83.	6/22 LHP Amir Garrett sent on a rehab assignment to Omaha
84.	RHP Mike Mayers sent outright to Omaha
85.	6/23 OF Nate Eaton recalled by KANSAS CITY from Omaha
86.	INF Paxton Wallace transferred to Omaha from Quad Cities (A+)

MANAGER: MIKE JIRSCHLE • #23

- Mike Jirschele returns for his 15th season as Omaha's manager, his 18th season managing in Minor League Baseball and 32nd season overall with the Royals organization, named to the position of Storm Chasers manager on January 13, 2023, after previously managing Triple-A Omaha from 1995-97 and 2003-13.
- Jirschele served on the Kansas City Royals coaching staff as the Third Base Coach from 2014-19 and won the World Series in 2015. Jirschele most recently served as the bench coach under manager Chris Widger during the 2022 season with the Double-A Northwest Arkansas Naturals. He spent the 2021 season as Widger's bench coach for the High-A Central champion Quad Cities River Bandits and served as Special Assistant to the General Manager in 2020.
- In his second stint as Omaha's manager, over 11 years from 2003 to 2013, he led the team to four division titles, three consecutive trips to the Pacific Coast League Championship Series (2011-2013), two PCL titles (2011, 2013) and the team's first of two Triple-A National Championships in 2013.
- He earned the 2011 Mike Coolbaugh Award for *outstanding baseball work ethic, knowledge of the game and skill in mentoring young players on the field* and he is a four-time recipient of the Dick Howser Award (1992, 1994, 2005, 2011), recognizing outstanding work in player development within the Royals organization.
- Prior to his time with Omaha and Kansas City, he served as the Royals Minor League Infield Coordinator for four years, from 1998-2002, and he held managerial positions with Wilmington (1994), Rockford (1993) and the Gulf Coast Royals (1992).
- He appeared 999 games in the Minor Leagues across 13 years, between 1977 and 1990, including 22 games with the Omaha Royals between 1988 and 1989.

PITCHING COACH: DANE JOHNSON • #59

- Dane Johnson enters his fourth year in the Royals organization and as the Storm Chasers pitching coach, after joining Kansas City ahead of the 2020 season. 2023 marks his 24th season coaching overall.
- He previously spent one season in the Miami Marlins organization (2019) as a Pitching Consultant and 19 seasons with the Toronto Blue Jays as a Minor League Pitching Coach from 2000-03, Pitching Coordinator from 2004-14 and Major League Bullpen Coach from 2015-18.
- Prior to entering coaching, spent 15 years as a player, including over 280 games in the Minor Leagues and parts of three seasons in the Majors with the Chicago White Sox (1994), Blue Jays (1996) and Oakland Athletics (1997), also playing two seasons (1990-1991) in the Chinese Professional Baseball League.
- Johnson and his wife, Gina, reside in Palm Harbor, Florida. They have two children: a daughter, Madison (31), and son, Cobi (27).

HITTING COACH: BIJAN RADEMACHER • #52

- Bijan Rademacher (*bi-ZHON RAH-de-moch-err*) joins the Royals as the Omaha Storm Chasers Hitting Coach this year after spending the last two years with the Arizona Diamondbacks as their Minor League Hitting Coordinator (2021) and ACL Hitting Coach (2022).
- Prior to coaching, he spent eight years playing professionally (2012-2019), spanning seven seasons in the Chicago Cubs organization (2012-18) and slashed .280/.361/.402 over 702 career MiLB games, reaching as high as Triple-A. He also played one season in independent baseball (2019) with the New Britain Bees in the Atlantic League, in addition to an offseason in the Mexican Pacific Winter League.
- Over 243 career Triple-A games with the Iowa Cubs, he played 11 games at Werner Park and was a .378 hitter (14-for-37) with one homer and 5 runs batted in while playing in Omaha.
- Rademacher lives in Tempe, Arizona with his wife Melissa.

BENCH COACH: DAVID NOWORYTA • #33 (3RD BASE COACH)

- David Noworyta (*Nova-REE-tah*) enters his second year in the Royals organization and first as Omaha's Bench Coach, after making his coaching debut in 2022 as the Assistant Hitting Coach for the River Bandits Kansas City's High-A affiliate.
- Prior to coaching, he spent four years playing professionally (2018-21), including three minor league seasons in the Detroit Tigers organization (2018-20), and one with the Independent Pioneer League's Billings Mustangs in 2021. Before signing with Detroit in 2018, Noworyta graduated from the University of Hawaii with a bachelor's degree in communications and journalism, and played in parts of three seasons for their baseball team.
- Noworyta attended Holy Cross Academy (N.J.), where he played baseball and basketball, and was selected by the Royals in the 37th round of the 2014 MLB Draft. He resides in Hainesport, N.J. in the offseason.

CERTIFIED ATHLETIC TRAINER: JAMES STONE

- James Stone is entering his fifth season as the Certified Athletic Trainer for the Storm Chasers after serving the previous seven seasons with the Wilmington Blue Rocks (Royals High-A), including the 2015 season, in which he was named Carolina League Athletic Trainer of the Year.
- He joined the Kansas City organization in 2010 as the athletic trainer for the Class-A Burlington Bees. He came to the Royals after spending one season with the Central Valley Coyotes (Fresno, California) in Arena Football 2.
- Stone worked three seasons in the Florida Marlins organization, with stops in Jupiter (2008), Greensboro (2007) and Jamestown (2006), winning New York-Penn League Trainer of the Year honors in 2006.
- He was the Strength and Conditioning Coach for the Baltimore Orioles Class-A affiliate, the Delmarva Shorebirds, in 2005.
- Stone graduated with a bachelor's of science in kinesiology from Cal State-Northridge. He resides in Simi Valley, California with his dog, Ozzie.

STRENGTH & CONDITIONING COACH: YANNICK PLANTE

- Yannick Plante is entering his third season as the Strength & Conditioning Coach for the Storm Chasers, after being slated to serve in that role with Northwest Arkansas in 2020.
- He began with the Kansas City Organization in 2019 as the athletic trainer for the Burlington Royals (Advanced Rookie, Appalachian League). He was then a staff member of the Surprise Saguaros of the Arizona Fall League in the fall of 2019.
- Plante has a master's degree in kinesiology from the University of Calgary and a bachelor's degree in human kinetics with specialization in biophysics from the University of Ottawa. He currently lives in Ottawa, Ontario.





Anthony Veneziano - Pitching - Stat Splits - 2023 - Regular Season (Triple-A)

Split	Team	W	L	ERA	G	GS	CG	SHO	SV	IP	H	R	ER	HR	HB	BB	IBB	SO	WHIP	AVG	AB	WP	BK	GIDP	TBF	NP-S
Home Games	OMA	2	0	2.60	3	3	0	0	0	17.1	13	5	5	2	0	7	0	14	1.15	.217	60	0	0	5	68	272 - 169
Away Games	OMA	1	0	8.59	2	2	0	0	0	7.1	10	7	7	0	0	6	0	6	2.18	.333	30	0	0	1	36	148 - 99
Night Games	OMA	3	0	4.38	5	5	0	0	0	24.2	23	12	12	2	0	13	0	20	1.46	.256	90	0	0	6	104	420 - 268
On Grass	OMA	3	0	4.38	5	5	0	0	0	24.2	23	12	12	2	0	13	0	20	1.46	.256	90	0	0	6	104	420 - 268
May	OMA	1	0	10.13	2	2	0	0	0	8.0	10	9	9	2	0	5	0	6	1.88	.313	32	0	0	1	38	160 - 101
June	OMA	2	0	1.62	3	3	0	0	0	16.2	13	3	3	0	0	8	0	14	1.26	.224	58	0	0	5	66	260 - 167
On Tuesdays	OMA	1	0	6.00	1	1	0	0	0	6.0	5	4	4	2	0	3	0	5	1.33	.238	21	0	0	1	25	101 - 60
On Wednesdays	OMA	0	0	22.50	1	1	0	0	0	2.0	5	5	5	0	0	2	0	1	3.50	.455	11	0	0	0	13	59 - 41
On Fridays	OMA	1	0	0.00	1	1	0	0	0	6.1	3	0	0	0	0	3	0	2	0.95	.150	20	0	0	3	23	87 - 56
On Saturdays	OMA	1	0	3.38	1	1	0	0	0	5.1	5	2	2	0	0	4	0	5	1.69	.263	19	0	0	1	23	89 - 58
On Sundays	OMA	0	0	1.80	1	1	0	0	0	5.0	5	1	1	0	0	1	0	7	1.20	.263	19	0	0	1	20	84 - 53
In games following a win	OMA	2	0	4.61	3	3	0	0	0	13.2	13	7	7	0	0	9	0	8	1.61	.260	50	0	0	4	59	235 - 155
In games following a loss	OMA	1	0	4.09	2	2	0	0	0	11.0	10	5	5	2	0	4	0	12	1.27	.250	40	0	0	2	45	185 - 113
Starter	OMA	3	0	4.38	5	5	0	0	0	24.2	23	12	12	2	0	13	0	20	1.46	.256	90	0	0	6	104	420 - 268

Anthony Veneziano - Opposing Hitting - Stat Splits - 2023 - Regular Season (Triple-A)

Split	Team	AVG	G	AB	R	H	2B	3B	HR	RBI	BB	IBB	SO	SB	CS	OBP	SLG	OPS	HBP	SAC	SF	GIDP
vs Left	OMA	.250	5	24		6	0	1	0	2	0	3				.308	.333	.641	0	0	0	3
vs Right	OMA	.258	5	66		17	6	0	2	12	11	0	17			.359	.439	.798	0	0	1	3
Team is ahead	OMA	.218	4	55		12	2	1	2	4	8	0	11			.317	.400	.717	0	0	0	5
Team is behind	OMA	.400	3	15		6	2	0	0	5	2	0	4			.471	.533	1.004	0	0	0	1
Score is tied	OMA	.250	5	20		5	2	0	0	3	3	0	5			.333	.350	.683	0	0	1	0
Batting First	OMA	.143	5	14		2	0	0	0	0	0	0	3			.143	.143	.286	0	0	0	1
Batting Second	OMA	.231	5	13		3	1	1	0	2	1	0	5			.286	.462	.748	0	0	0	0
Batting Third	OMA	.400	5	10		4	1	0	0	2	3	0	2			.538	.500	1.038	0	0	0	0
Batting Fourth	OMA	.300	5	10		3	0	0	1	3	2	0	1			.385	.600	.985	0	0	1	2
Batting Fifth	OMA	.200	5	10		2	1	0	0	0	2	0	2			.333	.300	.633	0	0	0	2
Batting Sixth	OMA	.111	5	9		1	0	0	1	1	1	0	2			.200	.444	.644	0	0	0	0
Batting Seventh	OMA	.444	5	9		4	2	0	0	2	1	0	2			.500	.667	1.167	0	0	0	0
Batting Eighth	OMA	.429	5	7		3	1	0	0	2	2	0	2			.556	.571	1.127	0	0	0	0
Batting Ninth	OMA	.125	5	8		1	0	0	0	0	1	0	1			.222	.125	.347	0	0	0	1
Leading Off	OMA	.190	5	21		4	1	0	0	0	5	0	3			.346	.238	.584	0	0	0	0
First Inning	OMA	.176	5	17	1	3	1	0	0	1	0	0	6	0	0	.167	.235	.402	0	0	1	0
Second Inning	OMA	.333	5	21	7	7	3	0	0	7	4	0	4	0	0	.440	.476	.916	0	0	0	1
Third Inning	OMA	.167	4	12	0	2	0	0	0	0	2	0	1	0	0	.286	.167	.453	0	0	0	2
Fourth Inning	OMA	.333	4	18	3	6	1	1	1	3	3	0	3	0	1	.429	.667	1.096	0	0	0	0
Fifth Inning	OMA	.214	4	14	0	3	1	0	0	0	1	0	5	0	0	.267	.286	.553	0	0	0	1
Sixth Inning	OMA	.286	3	7	1	2	0	0	1	1	3	0	1	0	0	.500	.714	1.214	0	0	0	2
Seventh Inning	OMA	.000	1	1	0	0	0	0	0	0	0	0	0	0	0	.000	.000	.000	0	0	0	0
Bases Empty	OMA	.217	5	46		10	1	1	1	1	10	0	12			.357	.348	.705	0	0	0	0
Runner at 1st	OMA	.250	5	24		6	3	0	1	3	3	0	3			.333	.500	.833	0	0	0	5
Runner at 2nd	OMA	.600	3	5		3	0	0	0	2	0	0	2			.600	.600	1.200	0	0	0	0
Runner at 3rd	OMA	.500	2	2		1	0	0	0	1	0	0	0			.500	.500	1.000	0	0	0	0
Runners at 1st & 2nd	OMA	.286	4	7		2	1	0	0	2	0	0	0			.286	.429	.715	0	0	0	1
Runners at 1st & 3rd	OMA	.500	2	2		1	1	0	0	2	0	0	1			.500	1.000	1.500	0	0	0	0
Runners at 2nd & 3rd	OMA	.000	3	3		0	0	0	0	1	0	0	2			.000	.000	.000	0	0	1	0
Bases Loaded	OMA	.000	1	1		0	0	0	0	0	0	0	0			.000	.000	.000	0	0	0	0
Runners On	OMA	.295	5	44		13	5	0	1	11	3	0	8			.333	.477	.810	0	0	1	6
Scoring Position	OMA	.350	5	20		7	2	0	0	8	0	0	5			.333	.450	.783	0	0	1	1
No Outs	OMA	.188	5	32		6	1	0	1	2	6	0	6			.316	.313	.629	0	0	0	3
One Out	OMA	.355	5	31		11	3	1	0	6	6	0	6			.447	.516	.963	0	0	1	3
Two Outs	OMA	.222	5	27		6	2	0	1	4	1	0	8			.250	.407	.657	0	0	0	0
Ahead in Count	OMA	.146	5	41		6	0	1	0	3	0	0	15			.146	.195	.341	0	0	0	2
Behind in Count	OMA	.375	5	24		9	2	0	1	6	13	0	2			.579	.583	1.162	0	0	1	1
0-0 Count	OMA	.250	5	8		2	0	0	1	1	0	0	0			.250	.625	.875	0	0	0	1
0-1 Count	OMA	.111	5	9		1	0	0	0	0	0	0	0			.111	.111	.222	0	0	0	1
0-2 Count	OMA	.063	5	16		1	0	1	0	0	0	0	9			.063	.188	.251	0	0	0	0
1-0 Count	OMA	.333	5	6		2	0	0	1	2	0	0	0			.333	.833	1.166	0	0	0	0
1-1 Count	OMA	.500	5	8		4	3	0	0	2	0	0	0			.500	.875	1.375	0	0	0	0
1-2 Count	OMA	.250	5	16		4	0	0	0	3	0	0	6			.250	.250	.500	0	0	0	1
2-0 Count	OMA	.500	5	2		1	0	0	0	1	0	0	0			.500	.500	1.000	0	0	0	0
2-1 Count	OMA	.000	5	4		0	0	0	0	0	0	0	0			.000	.000	.000	0	0	0	0
2-2 Count	OMA	.222	5	9		2	1	0	0	0	0	0	3			.222	.333	.555	0	0	0	2
3-0 Count	OMA	.000	4	0		0	0	0	0	0	0	0	0			.000	.000	.000	0	0	0	0
3-1 Count	OMA	.250	5	4		1	0	0	0	0	8	0	0			.750	.250	1.000	0	0	0	0
3-2 Count	OMA	.625	5	8		5	2	0	0	3	5	0	2			.714	.875	1.589	0	0	1	1
Pitcher	OMA	.256	5	90		23	6	1	2	12	13	0	20			.346	.411	.757	0	0	1	6



PLAYER

32 CHRISTIAN CHAMBERLAIN

LHP • L/L • 5'10" • 175 lbs • 7/20/1999 (23)
2020 MLB Draft — Round 4 (Oregon State)
Born: Grand Junction, Colorado • Resides: Reno, Nevada

57 DYLAN COLEMAN

RHP • R/R • 6'5" • 235 lbs • 9/16/1996 (26)
Traded from San Diego — 11/5/2020
Born: Potosi, Missouri • Resides: Mineral Point, Missouri

55 JONAH DIPOTO

RHP • R/R • 6'1" • 225 lbs • 9/3/1996 (26)
2019 MLB Draft — Round 35 (UC San Diego)
Born: Queens, N.Y. • Resides: San Diego, Calif.

54 AMIR (MLB REHAB) GARRETT

LHP • R/L • 6'5" • 245 lbs • 5/3/1992 (3)
Traded from Cincinnati — 3/16/2022
Born: Apple Valley, Calif. • Resides: Las Vegas, Nev.

62 WILL KLEIN

RHP • R/R • 6'5" • 230 lbs • 11/28/1999 (23)
2019 MLB Draft — Round 2/CBB (Arizona State)
Born: Maryville, Tenn. • Resides: Bloomington, Ind.

46 MARCELO MARTINEZ

LHP • L/L • 6'2" • 190 lbs • 8/10/1996 (26)
Signed 3/29/2023 as an International Free Agent
Born/Resides: Reynosa, México

21 MIKE MAYERS

RHP • R/R • 6'2" • 220 lbs • 12/6/1991 (31)
Signed 12/22/2022 as a Minor League Free Agent
Born: Grove City, Ohio • Resides: Naples, Florida

48 JAMES MCARTHUR

RHP • R/R • 6'7" • 230 lbs • 12/11/1996 (26)
Traded from Philadelphia — 5/8/2023
Born/Resides: New Braunfels, Texas

36 DANIEL MENGDEN

RHP • R/R • 6'1" • 215 lbs • 2/19/1993 (30)
Signed 3/29/2023 as a Minor League Free Agent
Born/Resides: Houston, Texas

41 ANDRÉS NUÑEZ

RHP • R/R • 6'4" • 265 lbs • 9/20/1995 (27)
Signed 8/19/2020 as an Undrafted Free Agent (Cala School of Mines)
Born: Englewood, Colo. • Resides: Broomfield, Colo.

40 WALTER PENNINGTON

LHP • L/L • 6'2" • 205 lbs • 4/14/1998 (25)
Signed 8/19/2020 as an Undrafted Free Agent (Cala School of Mines)
Born: Englewood, Colo. • Resides: Broomfield, Colo.

47 EVAN SISK

LHP • L/L • 6'2" • 195 lbs • 4/23/1997 (26)
Traded from Minnesota — 1/24/2023
Born: Pineville, N.C. • Resides: Chester, S.C.

43 COLLIN SNIDER

RHP • R/R • 6'4" • 205 • 10/10/1995 (27)
2017 MLB Draft — Round 12 (Vanderbilt)
Born/Resides: Murfreesboro, Tennessee

QUICK NOTES

Ranked by *Baseball America* as the No. 24 Royals prospect

2023: Opened the year in NW Arkansas (AA) and made 20 appearances out of the bullpen for the Naturals and went 1-2 with a 1.99 ERA (7 ER in 31.2 IP), and struck out 49 (13.93 K/9) ... 14 of 20 Double-A appearances were scoreless ... promoted to Omaha on 6/20, made Triple-A debut 6/20 @ ROC (1.0 IP, 2 R, 2 K).
2022: After beginning the season with Quad Cities (A+), was assigned to NW Arkansas (AA) on May 31 and finished the season in Double-A ... pitched 33 games between the two levels, among Royals Minor League pitchers with at least 40.0 innings pitched, his 13.22 K/9 and 29.6% K% both ranked 3rd-best ... his 19.3% BB% was 2nd-worst.
2021: Assigned to Quad Cities (A+) on 5/23 to begin his career in professional baseball and pitched two games out of the bullpen for the River Bandits, going 1-0 with a 4.91 ERA (2 ER in 3.2 IP) with just one walk and six strikeouts, before being placed on the 7-Day Injured List on 6/14, where he remained for the rest of the season.

4SFB (95-96), SL, SNK, CB

CONSECUTIVE BATTERS RETIRED: 5 (6/20 to 6/22)

SCORELESS STREAK: 2.1 IP (6/20 to 6/22)

2023: Made his second consecutive Opening Day Roster with the Royals, allowed 10 ER in 5.0 IP (18.00 ERA) in 5 games with 7 H, 7 BB & 5 K ... 11 of 17 Omaha appearances have been scoreless ... optioned to Omaha on 4/14, appeared in his first game 5/2 vs. LOU ... 30 of 48 outs he's recorded with Omaha this year are strikeouts (18 on Sweeper & 11 on 4SFB) 15.66 K/9 (30 K in 16.2 IP) ranks 4th in the organization among Royals minor league arms (min 10.0 IP).
2022: Spent nearly the entire season in Kansas City, pitching in 68 games for the Royals with a 5-2 record and 2.78 (21 ER in 68.0 IP) and 71 strikeouts ... 2nd-most appearances among rookie relievers, 8th in ERA, and 9th in strikeouts ... did not allow a HR over the final 26.0 innings of the season ... pitched 1 game for Omaha on May 24.
2021: Opened the season in NW Arkansas (AA) and assigned to Omaha on 7/8 ... earned his first MLB call-up on 9/20 and pitched in 5 games for Kansas City with 7 K in 6.1 IP.

4SFB (95-97), SW, SL

CONSECUTIVE BATTERS RETIRED: 0

SCORELESS STREAK: 0.0 IP

2023: For the 2nd straight year, made his spring debut with a scoreless Cactus League inning against his dad's Seattle Mariners, on 2/26 ... opened the regular season with NW Arkansas (AA), pitched 10.1 scoreless innings with 1 ER and 13 across 7 relief outings ... assigned to Omaha (AAA) on 5/3, made his Triple-A debut 5/4, struck out 2 and allowed 2 unearned runs ... has not allowed an earned run in 10 of 14 outings.
2022: Pitched a scoreless Cactus League inning with a strikeout on 3/29 against his dad's Seattle Mariners ... spent the entire season with NW Arkansas (AA) and led the Naturals with 42 games pitched ... 11.87 K/9 ranked second among Royals minor leaguers (min. 60.0 IP). 212 opponents' batting average and 28.1% K% ranked 3rd.
MISC: Full name is *Jonah Seaver Dipoto*, after Tom Seaver ... father Jerry Dipoto is currently the President of Baseball Operations for the Seattle Mariners, formerly their GM.

SNK (93-95), SL, CB

CONSECUTIVE BATTERS RETIRED: 3 (6/22)

SCORELESS STREAK: 5.1 IP (6/8 to 6/22)

2023: Appeared in 23 games for the Royals to open the season, went 0-0 with a 3.00 ERA (7 IP in 21.0 IP) and 24 strikeouts ... placed on the 10-Day Injured List on June 2, retroactive to May 29 with left elbow valgus extension overload, assigned to Omaha on Major League rehab on June 22, walked 3 in 0.2 IP.
2022: Pitched 60 games for the Royals in his first year with KC, went 3-1 with a 4.96 ERA (25 ER in 45.1 IP) and 49 strikeouts ... inherited 42 baserunners, which tied for the 4th most in the Majors, he stranded 35 of those (83.3%) to mark the highest strand rate in the Majors (min. 40 inherited runners).
MLB CAREER: Has pitched 318 games in the Major Leagues over the last seven years for Cincinnati (2017-21) and Kansas City (2022-23) ... since becoming a reliever full-time in 2018, he's held handed batters to a .187 average (70-For-375), which leads all Major League left-handed pitchers during that time (min. 400 batters faced).

SL, SNK (93-95), 4SFB

CONSECUTIVE BATTERS RETIRED: 0

SCORELESS STREAK: 0.2 IP (6/22)

Ranked by MLB Pipeline as the No. 22 Royals prospect ... Ranked by *Baseball America* as the No. 23 Royals prospect

2023: Opened the season back with NW Arkansas (AA) and appeared in 21 games out of the bullpen, with a 3.38 ERA (11 ER in 29.1 IP) and 44 strikeouts to 14 walks ... did not allow a run over his final 11.0 IP (6 games) with NWA, just 4 H and 4 BB with 17 K ... promoted to Omaha on 6/13 ... made his Triple-A debut on 6/14 vs. COL and threw 2.0 scoreless innings, struck out 5 batters including his first 3 ... fastball has topped out at 100.7mph.
2022: Opened the season on Injured List with shin splints, assigned to NW Arkansas (AA) on May 14, where he spent the entire season ... over 30 outings (3 starts) had a 10.51 ERA (51 ER in 43.2 IP) and 55 strikeouts to 51 walks (11.08 K/9) ... among Royals Minor League pitchers (min. 40.0 IP), his 11.34 K/9 ranked 6th-best, and 22.0% BB% was lost.
2021: Began his professional career in Quad Cities (A+) ... pitched in 36 games out of the bullpen for the River Bandits ... went 7-1 with four saves and a 3.58 ERA (25 ER in 70.1 IP) and 121 strikeouts ... named an MLB.com Organization All-Star and recognized as the Royals' Pitching Prospect of the Year by MLB Pipeline.

4SFB (96-99), CB, SL

CONSECUTIVE BATTERS RETIRED: 2 (6/21)

SCORELESS STREAK: 1.2 IP (6/16 to 6/21)

2023: Retired 6 straight to end his outing 4/11 @ Iowa, first 3 in next outing 4/22 vs. GWN ... first five games this year were all in relief, at least 2.0 IP each ... threw 5.0 innings in a spot start 5/3 vs. LOU, placed on the development list 5/4 and activated 6/1 ... 4 of 9 outings have been scoreless.
2022: Spent the majority of the season with Omaha, appearing in 27 games with the Storm Chasers but also made three starts with NW Arkansas (AA) in a stint from 5/3-21 ... Made 15 starts with the Chasers, while making 12 relief appearances as well, with a season-high five straight starts between 6/19 and 7/13 ... 9 of his 11 relief appearances with Omaha were 2.0 innings or longer, including 4.0 scoreless frames on 7/22 vs. IOWA.
2021: Began the season with NW Arkansas (AA), promoted to Omaha on 6/15, where he pitched for the remainder of the season ... ranked 4th in the system with 117 K.

4SFB (86-89), SL, CH

CONSECUTIVE BATTERS RETIRED: 1 (6/17)

SCORELESS STREAK: 0.1 IP (6/17)

2023: Opened the season as Omaha's Opening Day starter and made 8 starts for Omaha, going 2-1 with a 6.88 ERA (26 ER in 34.0 IP), pitching two quality starts ... contract was selected by Royals on May 17, pitched in 6 games (2 starts) and went 1-2 with a 6.15 ERA (18 ER in 26.1 IP), threw 6.0 perfect innings in relief on May 28 @ STL ... DFA'd on June 18, outrighted to Omaha June 20.
2022: Spent much of the season with the Los Angeles Angels, as he made 24 MLB appearances (3 starts) and went 1-1 with a 5.68 ERA ... Designated for Assignment on 5/26 and outrighted off the 40-man roster on 6/2 ... made eight starts for Salt Lake (AAA) before he returned to the Angels on 8/6, where he finished the season.
2021: For the second straight season, spent the entire year in the Major Leagues and pitched in a career-high 72 games for the Angels, tied for the 4th-most in the American League and 8th in MLB ... 88 of his career-high 90 strikeouts came in relief, and 7th among American League relievers.

4SFB (90-92), SL, CH, SNK, CB

CONSECUTIVE BATTERS RETIRED:

SCORELESS STREAK:

2023: Traded by PHI to KC on 5/8 for OF Junior Marin and cash ... made 5 appearances (4 starts) with Lehigh Valley (AAA) and went 0-2 with a 7.31 ERA (13 ER in 16.0 IP) with 15 strikeouts and 7 walks ... 8 of 12 Omaha outings have been scoreless, including his last 6 ... 7 of 12 have been 2.0 IP + ... threw 2 scoreless innings in his Royals organization debut on 5/12 @ SVB, has struck out 5 in a game twice (5/16 vs. TOL & 5/24 @ STP).
2022: Limited to 13 starts for Reading (A+) and went 2-6 with a 5.05 ERA ... s placed on the IL on 6/22 with a right posterior elbow impingement, reinstated on 6/29, recalled by the Phillies and placed on the 60-day IL for the remainder of the season with a right elbow stress reaction.
2021: Selected to Philadelphia's 40-man roster in November, recorded a 4.25 ERA (37 ER in 78.1 IP) with 83 K in 20 games (15 starts) between Jersey Shore (A+) and Reading (AA).

SNK (93-95), CB, CH, CUT

CONSECUTIVE BATTERS RETIRED: 7 (6/18 to 6/21)

SCORELESS STREAK: 11.0 IP (5/31 to 6/21)

2023: Re-signed with Kansas City as a Minor League Free Agent on March 29 ... opened the season on the Development List for Omaha, activated May 6 for his first appearance of the season and allowed 5 ER on 7 H in 3.0 IP, rebounded with 4.2 scoreless IP on 5/19 vs. TOL ... pitched out of the bullpen for the first time this season on 5/27 @ STP allowed 6 R (4 ER) on 4 H and 2 BB.
2022: Signed with Kansas City as a minor league free agent on March 10, 2022 and appeared in 5 games (1 start) for the Royals, going 0-1 with 1 save and a 5.14 ERA (4 ER in 7.0 IP) ... began the season with Omaha and spent most of the year with the Chasers, appearing in 25 games (20 starts) with a 7-7 record and 5.20 ERA.
2021: Played overseas for the Kia Tigers of the Korean Baseball Organization ... went 8-3 in 21 starts with a 3.60 ERA (48 ER in 120.0 IP) and 104 K (20.7% of batters faced).

4SFB (91-93), CUT, CH, CB

CONSECUTIVE BATTERS RETIRED: 8 (6/6 to 6/17)

SCORELESS STREAK: 3.1 IP (6/6 to 6/17)

2023: Has allowed just 1 of 9 inherited runners to score ... 10 of his last 13 appearances were scoreless ... opened the year with a 9.72 ERA (9 ER in 8.1 IP) over his first 7 games, then pitched to a 1.54 ERA (2 ER in 11.2 IP) over next 9 games between 4/26 and 5/21.
2022: Spent the entire season with Omaha and was named Kansas City's Triple-A Pitcher of the Year with the Storm Chasers, going 5-4 with a team-high-tying 8 saves, a 3.61 ERA (25 ER in 62.1 IP) with 69 strikeouts to just 17 walks (4.06 K/BB) in a team-best 54 relief appearances ... threw the longest scoreless streak in MLB, a stretch of 26.1 innings and 22 appearances from 5/19 to 7/26 in which he did not allow a run, holding opponents to a .183 average (17-for-93) with 34 strikeouts.
2021: Began the season with NW Arkansas (AA), split the season between the Naturals and Omaha, combined for the 3rd-most appearances among KC minor leaguers (47).

SNK (90-93), SW, CUT, CH

CONSECUTIVE BATTERS RETIRED: 2

SCORELESS STREAK: 1.0 IP (6/17)

2023: Opened the season with NW Arkansas (AA) and pitched 9.2 scoreless innings with 11 strikeouts across 8 relief outings, allowed 4 H and 4 BB for a 0.83 WHIP and .129 BAA ... assigned to Omaha (AAA) on 5/3 and made his Triple-A debut 5/5 vs. LOU, struck out his first 2 batters in a 1-2-3 7th inning ... d four straight scoreless between 5/13 and 5/24 ... 8 of 14 OMA appearances this year have been scoreless ... 3.0 IP, 1 R on 56 pitches on 6/6 @ IND.
2022: Opened the season with Quad Cities (A+) and pitched 5.2 scoreless innings with nine strikeouts, across three relief outings ... assigned to NW Arkansas (AA) on 4/21, where he ended the season ... earned decisions in 5 of 6 outings with Naturals (3 W, 1 L, 1 SV) ... 13 of 33 NWA outings were scoreless, allowed 1 ER or less in 20 of 33 ... made his pro start 6/22 vs. SPR ... was on the Injured List from 8/18 to 9/1, threw scoreless 8th inning in first outing back 9/3.
MISC: Graduated from the Colorado School of Mines with a mechanical engineering degree, threw 224.2 innings, but also hit .288 with a 1.142 OPS as an outfielder.

SNK (92-94), SL, CH, 4SFB

CONSECUTIVE BATTERS RETIRED: 6 (6/14 to 6/21)

SCORELESS STREAK: 3.2 IP (6/14 to 6/21)

2023: Has not allowed an earned run in 21 of his team-best 29 appearances, tied 2nd in the league in games pitched ... threw 2.0 perfect innings 5/6 vs. LOU, season-high 2.1 shutout innings 6/7 @ IND.
2022: Split his first full season in the Twins organization between Wichita (AA) and St. Paul (AAA), earned Minnesota MLB.com Organization All-Star honors as a relief pitcher ... posted a 1.57 ERA (11 ER in 63.0 IP) with 76 strikeouts against 29 walks (10.86 K/9 and 2.62 K/BB) across 50 games between the two levels, the best ERA in 2022 among all MLB relievers that made 50+ appearances and threw a minimum of 60.0 IP.
2021: Began the season in the Cardinals organization, acquired by Minnesota via trade on July 30 ... split the year between Peoria (A+), Springfield (AA) and Wichita (AA), combining to pitch in 39 games with a 3-1 record and 3.91 ERA (23 ER in 53.0 IP), striking out 69 with 35 walks ... originally drafted by St. Louis in the 16th Round in 2018.

SNK (90-92), SL, 4SFB, CH

CONSECUTIVE BATTERS RETIRED: 2 (6/22)

SCORELESS STREAK: 2.0 IP (6/15 to 6/22)

2023: 13 of 26 appearances have been scoreless, including 5 straight between May 10 and 19 ... has allowed more than 1 run just four times this year.
2022: Made the Opening Day Roster and his MLB Debut with Kansas City ... in his first season in the big leagues, started and ended the season with Kansas City ... pitched in 42 games across five stints with the Royals, going 4-2 with a 6.55 ERA (25 ER in 34.1 IP) ... began his career with 1.1 scoreless innings over 6 games, and pitched in 27 of KC's first 56 games during his first stint from Opening Day through 6/9 ... also appeared in 20 games with Omaha (AAA) with a 5.40 ERA (13 ER in 21.2 IP) and 12 scoreless outings.
2021: Split the season between NW Arkansas (AA) and Omaha, making a career-high 48 appearances with a career-high 64 strikeouts and 26 walks ... joined the Storm Chasers a week into the season, returned to NWA on June 6, transferred back to Triple-A on August 24 ... posted a 3.15 ERA in 25 Double-A outings before returning to Omaha.

SNK (94-96), SL, CH

CONSECUTIVE BATTERS RETIRED: 6 (6/18 to 6/21)

SCORELESS STREAK: 3.0 IP (6/13 to 6/21)

CAREER HIGHS

IP	2.2	(2x) Last: 5/14/22 vs. Wisconsin
K	6	5/3/22 @ Cedar Rapids
BB	4	4/8/22 @ South Bend
H	4	(2x) Last: 7/16/22 @ Corpus Christi
ER	6	6/17/22 vs. Arkansas
NP	48	4/8/22 @ South Bend
IP	3.0	8/31/19 vs. Lansing
K	4	(4x) Last: 9/12/21 @ St. Paul
BB	4	4/10/23 @ TEXAS
H	5	7/4/21 @ Springfield
ER	6	4/10/23 @ TEXAS
NP	38	8/22/18 @ Great Lakes
IP	3.0	(4x) Last: 5/16/21 vs. Cedar Rapids
K	6	5/16/21 vs. Cedar Rapids
BB	4	(2x) Last: 4/8/22 @ Springfield
H	5	8/24/22 vs. Springfield
ER	4	8/24/22 vs. Springfield
NP	50	8/24/22 vs. Springfield
IP	7.0	9/3/17 @ Columbus
K	12	4/19/17 vs. BALTIMORE
BB	6	7/30/16 @ Durham
H	11	7/4/17 vs. Toledo
ER	9	4/24/17 @ MILWAUKEE
NP	109	8/15/16 @ Indianapolis
IP	3.0	(5x) Last: 8/12/21 vs. Beloit
K	6	(5x) Last: 8/12/21 vs. Beloit
BB	5	(2x) Last: 6/22/22 vs. Corpus Christi
H	6	8/24/22 vs. Springfield
ER	7	8/24/22 vs. Springfield
NP	56	7/11/21 vs. Cedar Rapids
IP	7.1	7/7/22 vs. Toledo
K	12	(2x) Last: 8/1/18 @ Pulaski
BB	6	5/10/22 vs. Wichita
H	10	7/13/21 @ Indianapolis
ER	8	(3x) Last: 9/11/22 vs. Indianapolis
NP	104	7/30/19 vs. Fayetteville
IP	9.0	5/2/15 @ Arkansas
K	10	(2x) Last: 6/3/17 vs. Omaha
BB	4	(6x) Last: 4/11/23 @ Iowa
H	11	5/5/15 @ Jupiter
ER	9	7/24/16 vs. LOS ANGELES (NL)
NP	102	(2x) Last: 6/3/17 vs. Omaha
IP	7.0	8/28/19 vs. Lakeland
K	10	8/13/21 vs. Akron
BB	6	6/9/21 vs. Hartford
H	8	(2x) Last: 4/27/22 @ New Hampshire
ER	6	(2x) Last: 4/27/22 @ New Hampshire
NP	98	6/15/22 vs. Portland
IP	9.0	(2x) Last: 5/26/18 vs. ARIZONA
K	9	(4x) Last: 5/1/22 vs. St. Paul
BB	5	(4x) Last: 6/9/22 vs. Lehigh Valley
H	12	6/13/15 @ Lake Elsinore
ER	8	(3x) Last: 9/20/22 vs. Iowa
NP	118	9/15/17 @ PHILADELPHIA
IP	5.0	6/23/19 vs. Greenville
K	6	7/16/19 @ Rome
BB	3	(2x) Last: 6/13/21 @ Frisco
H	5	(5x) Last: 4/8/23 vs. Toledo
ER	8	9/11/21 @ St. Paul
NP	60	6/23/19 vs. Greenville
IP	3.2	7/16/21 @ Myrtle Beach
K	5	(2x) Last: 4/15/22 vs. Cedar Rapids
BB	4	(3x) 8/17/22 vs. San Antonio
H	5	(4x) Last: 8/13/22 @ Arkansas
ER	6	8/17/22 vs. San Antonio
NP	58	6/22/22 vs. Springfield
IP	3.0	(5x) Last: 6/18/21 @ Wichita
K	5	(4x) Last: 8/20/21 @ Springfield
BB	3	(3x) Last: 7/22/22 @ Indianapolis
H	5	(3x) Last: 8/12/21 @ Tulsa
ER	4	8/12/21 @ Tulsa
NP	55	8/20/21 @ Springfield
IP	6.0	4/8/18 vs. Charleston
K	5	(2x) Last: 6/30/21 @ Springfield
BB	3	(3x) Last: 5/30/23 vs. Memphis
H	11	9/2/18 @ Greenville
ER	7	5/14/21 @ Columbus
NP	90	4/13/18 @ Augusta



RELIEVERS		ENTRANCE SITUATION			INNING ENTERING THE GAME										INHERITED RUNNERS			1-2-3 INNINGS				
PITCHER	LEAD	TRAIL	TIED	1	2	3	4	5	6	7	8	9	10+	BR INHER.	BR SCORE	% SCORE	TOTAL	POSSIBLE	% 1-2-3			
32 Chamberlain, Christian	2	-	-	-	-	-	-	-	2	-	-	-	-	3	0	0.0%	1	2	50.0%			
57 Coleman, Dylan	11	6	-	-	-	-	-	-	2	3	11	1	-	5	3	60.0%	5	15	33.3%			
55 Dipoto, Jonah	6	6	2	-	-	1	1	1	4	1	4	1	1	12	7	58.3%	3	13	23.1%			
54 Garrett, Amir	1	-	-	-	-	-	-	-	1	-	-	-	-	-	-	-	0	0	-			
34 Heasley, Jonathan	1	-	-	-	-	1	-	-	-	-	-	-	-	-	-	-	1	4	25.0%			
62 Klein, Will	3	-	-	-	-	-	-	-	-	-	1	2	-	-	-	-	1	4	25.0%			
46 Martinez, Marcelo	4	4	-	-	-	2	1	-	-	2	1	2	-	4	4	100.0%	5	13	38.5%			
48 McArthur, James	6	4	1	-	-	-	1	3	2	4	1	-	-	4	1	25.0%	4	15	26.7%			
36 Mengden, Daniel	1	2	-	-	-	-	-	1	1	-	1	-	-	2	0	0.0%	1	2	50.0%			
41 Núñez, Andrés	7	9	4	-	-	-	2	4	6	5	2	-	1	11	1	9.1%	4	18	22.2%			
40 Pennington, Walter	8	4	2	-	-	-	3	-	7	3	-	1	-	10	2	20.0%	7	16	43.8%			
47 Sisk, Evan	11	14	4	-	-	-	-	1	7	9	7	4	1	16	6	37.5%	4	21	19.0%			
43 Snider, Collin	16	9	1	-	-	-	-	-	5	6	12	3	-	7	5	71.4%	5	19	26.3%			
Cox, Austin	-	1	1	-	-	2	-	-	-	-	-	-	-	5	3	60.0%	0	4	0.0%			
Cuas, Jose	1	-	-	-	-	-	-	-	-	-	-	1	-	-	-	-	0	1	0.0%			
Dye, Josh	-	2	1	-	-	1	-	-	-	1	-	1	-	1	1	100.0%	1	3	33.3%			
Kowar, Jackson	6	9	-	-	-	-	-	4	4	3	4	-	-	11	6	54.5%	0	17	0.0%			
Kriske, Brooks	15	9	1	-	-	-	-	2	3	6	4	10	-	14	3	21.4%	6	23	26.1%			
Parrish, Drew	1	-	-	-	-	-	1	-	-	-	-	-	-	-	-	-	2	3	66.7%			
Staubert, Josh	2	2	-	-	-	-	-	-	-	-	-	4	-	-	-	-	1	4	25.0%			
Taylor, Josh	3	2	-	-	-	-	-	-	1	2	1	1	-	2	2	100.0%	1	5	20.0%			
Weiss, Ryan	4	8	-	-	-	-	-	-	-	4	4	4	-	-	-	-	1	11	9.1%			
Wittgren, Nick	13	3	1	-	-	-	-	1	2	1	5	8	-	9	3	33.3%	8	19	42.1%			
				122	94	18	0	0	7	9	17	47	50	58	43	3	116	47	40.5%	61	232	26.3%

STORM CHASERS BULLPEN USAGE (PITCH COUNT, LAST TWO WEEKS)

DAY OF WEEK	TUE	WED	THU	FRI	SAT	SUN	MON	TUE	WED	THU	FRI	SAT	SUN	LAST OMAHA RELIEF APPEARANCE											
DATE	6/13	6/14	6/15	6/16	6/17	6/18	6/19	6/20	6/21	6/22	6/23	6/24	6/25	GAME	IP	H	R	ER	BB	SO	HR	BF			
32 Chamberlain, Christian		38 (NWA)			33 (NWA)			22		23				THU 6/22 @ Rochester	1.1	0	0	0	0	3	0	4			
57 Coleman, Dylan	16			16		14		24						TUE 6/20 @ Rochester, L	0.1	1	2	2	3	1	0	5			
55 Dipoto, Jonah					8			15		19				THU 6/22 @ Rochester	1.1	0	0	0	1	1	0	5			
54 Garrett, Amir										21				THU 6/22 @ Rochester	0.2	0	0	0	3	1	0	5			
34 Heasley, Jonathan	93 (START)					78								SUN 6/18 vs. Columbus	4.1	3	4	4	5	5	0	20			
62 Klein, Will		32		16					27					WED 6/21 @ Rochester	1.0	1	0	0	2	2	0	6			
46 Martinez, Marcelo (L)					22									SAT 6/17 vs. Columbus	1.0	3	1	1	0	2	0	6			
48 McArthur, James			30			29 (START)			9					WED 6/21 @ Rochester	1.0	0	0	0	0	1	0	3			
36 Mengden, Daniel					9									SAT 6/17 vs. Columbus	1.0	0	0	0	0	2	0	3			
41 Núñez, Andrés					16									SAT 6/17 vs. Columbus	1.0	1	0	0	0	1	0	4			
40 Pennington, Walter (L)		27				6								WED 6/21 @ Rochester, W	1.0	0	0	0	0	1	0	3			
47 Sisk, Evan (L)	12		6					11	12	13				THU 6/22 @ Rochester	0.2	1	0	0	0	0	0	3			
43 Snider, Collin	27			6		13			10					WED 6/21 @ Rochester	1.0	0	0	0	0	0	0	3			

OMAHA STARTING PITCHER SPLITS						1ST PITCH STRIKES			1-2-3 INNINGS			OMAHA STARTERS VS. RELIEVERS					
PITCHER	GS	W-L	TEAM W-L	R SUPPORT	SUPPORT/GS	FPS	TBF	% FPS	TOTAL	POSSIBLE	% 1-2-3	STARTERS	RELIEVERS	W-L	ERA	IP	BB
34 Heasley, Jonathan	13	1-5	7-6	36	2.77	174	296	58.8%	18	62	29.0%	17-17	19-16				
Parrish, Drew	12	3-2	12-5	59	4.92	128	247	51.8%	12	49	24.5%	5.45	5.15				
50 Castillo, Max	10	2-6	3-7	22	2.20	138	225	61.3%	17	50	34.0%	317.0	295.1				
Cox, Austin	8	2-1	4-4	22	2.75	82	149	55.0%	13	37	35.1%	345 (62)	296 (33)				
21 Mayers, Mike	8	2-1	3-5	15	1.88	99	160	61.9%	9	34	26.5%	202 (192)	198 (169)				
56 Veneziano, Anthony	5	3-0	3-2	21	4.20	56	105	53.3%	7	24	29.2%	139	185				
Lynch, Daniel	4	2-0	3-1	15	3.75	43	75	57.3%	6	17	35.3%	263	345				
36 Mengden, Daniel	3	0-0	3-0	7	2.33	19	49	38.8%	2	7	28.6%	1.53	1.63				
44 Marsh, Alec	2	1-0	1-1	7	3.50	26	42	61.9%	1	10	10.0%	.279	.259				
31 Bowlan, Jonathan	1	1-1	1-1	5	5.00	14	23	60.9%	0	5	0.0%						
48 McArthur, James	1	0-0	1-1	2	2.00	6	8	75.0%	1	2	50.0%						
46 Martinez, Marcelo	1	0-1	0-1	1	1.00	13	22	59.1%	2	5	40.0%						
Kowar, Jackson	1	0-1	0-1	1	1.00	9	14	64.3%	0	2	0.0%						
69						807	1,415	57.0%	88	304	28.9%						

OMAHA STARTING PITCHER/CATCHER MATCHUPS

LOGAN PORTER										JAKSON REETZ										FREDDY FERMIN										JOSÉ BRICEÑO										TOTALS									
PITCHER	GS	W-L	ERA	IP	ER	BB	SO	GS	W-L	ERA	IP	ER	BB	SO	GS	W-L	ERA	IP	ER	BB	SO	GS	W-L	ERA	IP	ER	BB	SO	GS	W-L	ERA	IP	ER	BB	SO														
34 Heasley, Jonathan	6	0-4	7.84	31.0	27	10	33	3	0-0	4.12	15.1	7	7	11	4	1-1	10.20	17.2	21	9	16	-	-	-	-	-	-	-	13	1-5	7.73	64.0	55	26	60														
Parrish, Drew	7	2-2	7.59	32.0	27	19	20	3	1-0	1.46	12.1	2	12	10	2	0-0	3.86	7.0	3	3	11	-	-	-	-	-	-	12	3-2	5.61	51.1	32	34	41															
50 Castillo, Max	3	1-2	4.02	15.2	7	2	2	4	1-2	3.97	22.2	10	5	21	2	0-2	7.71	9.1	8	5	4	1	0-0	3.60	5.0	2	0	4	10	2-6	4.61	52.2	27	12	31														
Cox, Austin	6	1-1	3.81	26.0	11	12	23	2	1-0	0.82	11.0	1	6	9	2	0-2	7.71	9.1	8	5	4	1	0-0	3.60	5.0	2	0	4	8	2-1	2.92	37.0	12	18	32														
21 Mayers, Mike	-	-	-	-	-	-	-	5	2-0	4.91	22.0	12	11	20	3	0-1	10.50	12	14	6	9	-	-	-	-	-	-	8	2-1	6.88	34.0	26	17	29															
56 Veneziano, Anthony	2	1-0	4.09	11.0	5	4	12	2	1-0	8.59	7.1	7	6	6	1	1-0	0.00	6.1	0	3	2	5	3-0	4.38	24.2	12	13	20	5	3-0	4.38	24.2	12	13	20														
Lynch, Daniel	1	1-0	0.00	6.0	0	0	5	3	1-0	5.25	12.0	7	3	13	-	-	-	-	-	-	-	4	2-0	3.50	18.0	7	3	18	4	2-0	3.50	18.0	7	3	18														
36 Mengden, Daniel	2	0-0	5.87	7.2	5	4	5	1	0-0	3.00	3.0	1	1	4	-	-	-	-	-	-	-	3	0-0	5.06	10.2	6	5	9	3	0-0	5.06	10.2	6	5	9														
44 Marsh, Alec	2	1-0	1.80	10.0	2	5	13	-	-	-	-	-	-	-	-	-	-	-	-	-	-	2	1-0	1.80	10.0	2	5	13	2	1-0	1.80	10.0	2	5	13														
31 Bowlan, Jonathan	1	1-0	7.20	5.0	4	1	2	-	-	-	-	-	-	-	-	-	-	-	-	-	-	1	1-0	7.20	5.0	4	1	2	1	1-0	7.20	5.0	4	1	2														
48 McArthur, James	-	-	-	-	-	-	-	-	-	-	-	-	-	-	-	-	-	-	-	-	-	1	0-0	0.00	2.0	0	0	2	1	0-0	0.00	2.0	0	0	2														
46 Martinez, Marcelo	1	0-1	9.00	5.0	5	1	3	-	-	-	-	-	-	-	1	0-0	0.00	2.0	0	0	2	1	0-0	0.00	2.0	0	0	2	1	0-0	0.00	2.0	0	0	2														
Kowar, Jackson	-	-	-	-	-	-	-	-	-	-	-	-	-	-	-	-	-	-	-	-	-	1	0-1	9.00	5.0	5	1	3	1	0-1	9.00	5.0	5	1	3														
Relievers	-	8-7	5.32	128.2	93	83	154	-	4-8	5.29	98.2	58	64	119	-	5-1	4.97	54.1	30	31	57	-	2-0	3.29	13.2	5	7	15	-	19-16	5.15	295.1	169	185	345														
TOTALS	31	16-17	5.47	278.0	169	141	272	23	11-6	4.62	204.1	105	115	213	12	6-6	6.99	103.0	80	58	100	3	3-0	2.33	27.0	7	10	23	69	36-33	5.31	612.1	361	324	608														
	CS/ATT		9/47		PCT	19.15%		CS/ATT		5/29		PCT	17.24%		CS/ATT		3/10		PCT	30.00%		CS/ATT		1/3		PCT	33.3%		CS/ATT		18/89		PCT	20.22%															



PLAYER

3 TUCKER
BRADLEY

OUTFIELDER • L/L • 6'0" • 195 • 5/6/1998 (24)
Signed 6/23/2020 as an Undrafted Free Agent (Georgia)
Born/Resides: Chickamauga, Georgia

60 JOSÉ
BRICEÑO

CATCHER • R/R • 6'3" • 230 • 9/19/1993 (30)
Signed 1/18/2023 as a Minor League Free Agent
Originally signed 4/29/2010 with Colorado (Intl. F.A.)
Born: Caracas, Venezuela • Resides: Mesa, Arizona

17 ANGELO
CASTELLANO

INFILDER • R/R • 6'0" • 165 • 1/13/1995 (28)
Signed 7/16/2011 as an International Free Agent
Born/Resides: San Diego, Venezuela

6 CLAY
DUNGAN

INFILDER • L/R • 6'1" • 195 • 6/2/1996 (27)
2019 MLB Draft—Round 9 (Indiana State)
Born: Muncie, Indiana • Resides: Alexandria, Indiana

28 TYLER
GENTRY

OUTFIELDER • R/R • 6'2" • 215 • 2/1/1999 (24)
2020 MLB Draft—Round 3 (Alabama)
Born: Memphis, Tenn. • Resides: Arlington, Tenn.

11 ADEINY
HECHAVARRÍA

INFILDER • R/R • 6'0" • 195 • 4/15/1989 (26)
Signed 6/16/2023 as a Minor League Free Agent
Originally signed 9/6/2010 with Toronto (Intl. F.A.)
Born: Santiago De Cuba, Cuba • Resides: Weston, Florida

18 BREWER
HICKLEN

OUTFIELDER • R/R • 6'2" • 220 • 2/9/1996 (27)
2017 MLB Draft—Round 7 (Alabama at Birmingham)
Born/Resides: Huntsville, Alabama

8 KYLE (MLB REHAB)
ISBEL

OUTFIELDER • L/R • 5'11" • 200 • 3/3/1997 (26)
2018 MLB Draft—Round 3 (UNLV)
Born: Fontana, California • Resides: Surprise, Arizona

22 JERMAINE
PALACIOS

INFILDER • R/R • 6'0" • 200 • 7/19/1996 (26)
Signed 6/12/2023 as a Minor League Free Agent
Originally signed 9/6/2013 with Minnesota (Intl. F.A.)
Born/Resides: Barquisimeto, Venezuela

14 LOGAN
PORTER

CATCHER/INFILDER • R/R • 6'0" • 200 • 7/12/1995 (27)
Signed 6/21/2018 as an Undrafted Free Agent (Dixie State)
Born: Phoenix, Arizona • Resides: Surprise, Arizona

7 JOHN
RAVE

OUTFIELDER • L/L • 6'0" • 200 • 12/30/1997 (25)
2019 MLB Draft—Round 5 (Illinois State)
Born: Canton, Illinois • Resides: Bloomington, Illinois

9 PAXTON
WALLACE

INFILDER • R/R • 6'1" • 215 • 1/6/1999 (24)
Signed 12/19/2022 as a Minor League Free Agent
Originally signed 6/16/2021 with Los Angeles, AL (MLB F.A.)
Born: Little Rock, Arkansas • Resides: Greenbrier, Arkansas

QUICK NOTES

Ranked by MLB Pipeline as the No. 26 Royals prospect

- 2023: Has 7 multi-hit games in his last 18 games and hits in 13 of his last 18, after collecting just 4 multi-hit games in his first 24, with hits in just 10 of his first 24 ... hit first Triple-A HR in 6th inning on 4/12 @ IOW, 2-run HR ... hit pinch-hit 2-run double in win on 4/14 and had 3 RBI off the bench in comeback win ... 3-for-3, 2 RBI on his birthday, 5/6 vs. LOU.
- 2022: Spent the entire season with NW Arkansas (AA) and reached base in 90 of 109 games (82.57%), reached base multiple times in team-best 56 games ... 1st on team with 33 multi-hit games ... hit two grand slams, on 4/23 @ FRI & 5/12 vs. WCH ... reached base at least twice in seven straight games from 7/26 to 8/2.
- 2021: Began his professional career splitting the year between Columbia (A) and Quad Cities (A+), .380 OBP ranked fourth among qualified Royals Minor Leaguers.

HIT STREAK: 4 Games (6/14 to 6/22), .538 (7-for-13), 3 2B

ON-BASE BASE STREAK: 4 Games (6/14 to 6/22), .538 (7-for-13), 2 BB

- 2023: Opened the season in NW Arkansas (AA) and appeared in 15 games for the Naturals (11 starts at catcher) and hit .246 (16-for-65) with 3 2B and 7 RBI ... on the injured list from 4/30 to 5/16 and again from 5/24 to 6/9 ... assigned to Omaha on 6/16.
- 2022: Began the season with the Lexington Legends in the independent Atlantic League and appeared in 26 games before signing with Kansas City on May 23 and reporting to Omaha (AAA), where he finished the season, slashing .252/.298/.405 (33-for-133) over 37 games the Storm Chasers (34 starts at catcher).
- 2016 to 2020: Played 5 seasons in the Angels system, beginning in High-A in 2016 before making his MLB debut in 2018 ... played 46 Major League games with the Angels in 2018 and hit .239 (28-for-117), made his debut on May 26 at Yankee Stadium, went 2-for-4 with 1 homer and 2 RBI ... played 2 games with the Angels in 2020.
- 2010 to 2015: Played 5 seasons in the Rockies system and reached Low-A ... traded to Atlanta in Jan. 2015 and spent the year in High-A, traded to the Angels in Nov. 2015.

HIT STREAK: 2 Games (6/18 to 6/21), .286 (2-for-7)

ON-BASE BASE STREAK: 2 Games (6/18 to 6/21), .286 (2-for-7), 1 HBP

- 2023: Has hits in 31 of 50 games ... reached base in his first 9 games of the season ... started 36 of Omaha's last 55 games at shortstop, after playing 55 once in his first 7 games and Omaha's first 13 games ... this season in his 13th in the Royals organization, all in the Minors, with 854 games played (190 in Triple-A).
- 2022: In his 11th year as a member of the Royals' organization, began the year with Omaha, but assigned to NW Arkansas (AA) on 8/9 and finished the season with the Naturals ... over 59 games with the Storm Chasers, slashed .218/.318/.316 (38-for-174) while playing six different positions (1B, 2B, 3B, SS, LF & RF) ... made at least 10 starts at each SS (150.2 innings), 3B (121.0 innings) and 1B (115.0 innings) ... snapped 0-for-27 stretch with Naturals on 8/21 vs. San Antonio ... 15-for-67 over last 20 games after hitless streak ended ... played 800th MLB game (all in Royals system) on 9/15 vs. Frisco, entered as defensive replacement.
- 2011-2023: Has played 803 games in the Royals' minor league system, slashing .232/.311/.312 (606-for-2610), with 29 HR and 271 RBI ... 2013 Dominican Royals Player of the Year ... 143 games with Omaha between 2021 and 2023, hitting .226 over 80 games in 2021 after an early-season promotion from Double-A.

HIT STREAK:

ON-BASE BASE STREAK:

- 2023: Opened the season on the injured list with a right hamate fracture he suffered in Spring Training, activated from the injured list 5/4 and made his season debut 5/5 ... first hit of the season was a HR in the 3rd inning on 5/9 @ SWB ... has made 9 starts at 2B, 9 at SS, 4 at 3B this year.
- 2022: Spent the entire season with Omaha and tied for 1st on the team in triples (4), while ranking 2nd in games played (127), plate appearances (515) and runs (64), 3rd in doubles (22), total bases (151), stolen bases (17) and walks (47), 4th in hits (94) and 5th in RBI (52) ... made starts at a career-high six positions for the Chasers, including 2B, (62 G), 3B, (40 G), SS (6 G) and his first professional appearances in the outfield: in LF (13 G), CF (1 G) and RF (2 G).
- 2021: Spent the entire season with NW Arkansas (AA), playing in 108 of the team's 119 regular season games, including 104 starts as the leadoff hitter ... led the Naturals in games played, at-bats (444), runs scored (74) and hits (128) ... led off the game with a hit 32 times, including 10 of his last 19 regular season games.

HIT STREAK: 2 Games (6/21 to 6/22), .333 (3-for-9)

ON-BASE BASE STREAK: 14 Games (5/28 to 6/22), .318 (14-for-44), 13 BB

Ranked by MLB Pipeline as the No. 6 Royals prospect ... Ranked by Baseball America as the No. 7 Royals prospect

- 2023: Leads Omaha with 17 RBI in June ... has reached base in 49 of 58 games this season ... 1st on team with 41 RBI, 2nd with 15 doubles, 34 walks, 93 total bases and 22 XBH, 3rd with 58 hits ... 56 starts in RF are the most of any Storm Chaser at a single defensive position ... hit .281 (27-for-97) with a .769 OPS in 24 May games after hitting .198 (17-for-86) with a .667 OPS in April.
- 2022: Named Kansas City's George Brett Award inner (top position player in the organization and NW Arkansas (AA) ... began season in Quad Cities (A+), assigned to NW Arkansas 6/14 ... ranked 8th in MLB in batting average (.326) ... Royals org leader in AVG (.326), SLG (.542) and OPS (.964), 2nd in OBP (.422) ... drove in at least one run in 36 of 73 games since joining the Naturals, reached base in 64 of 73 games (87.67%) ... reached in 28 straight games, 7/30 to 9/3, with .485 OBP.
- 2021: Spent his first pro season in Quad Cities (A+), played everyday for the first two months of the season ... placed on the 7-day injured list on 7/14 and then the 60-day IL 8/2.

HIT STREAK: 2 Games (6/20 to 6/21), .222 (2-for-9)

ON-BASE BASE STREAK: 11 Games (6/7 to 6/21), .233 (10-for-43), 7 BB, 1 HBP

- 2023: Signed with Atlanta on 1/30, went 1-for-11 in Spring Training and was released 3/22 ... on 4/11, signed with the Long Island Ducks in the independent Atlantic League, appeared in 38 games and hit .297 (43-for-145) with 7 HR and 34 RBI, signed with Kansas City on June 16 and assigned to Omaha ... first OMA HR was 4th inning grand slam on 6/22 @ ROC.
- 2021-2022: Signed with the Chiba Lotte Marines of Nippon Professional Baseball in December 2020 and played 155 NPB games over the 2021 and 2022 seasons, with a .213 average (.96-for-450) ... hit 24 doubles and 6 homers with 44 RBI over his two seasons (79 games in 2021, 76 in 2022) ... also played 32 games in the Eastern League (minor league).
- MLB EXPERIENCE: Between 2012 and 2020, has appeared in 922 Major League games over parts of 9 seasons Toronto (2012), Miami (2013-17), Tampa Bay (2017-18), Pittsburgh (2018), New York, AL (2018), New York, NL (2019) and Atlanta (2019-20) ... is a career .253 hitter with a .641 OPS ... has started 757 games at SS (672.0 innings).

HIT STREAK: 2 Games (6/21 to 6/22), .286 (2-for-7), 1 2B, 1 HR

ON-BASE BASE STREAK: 2 Games (6/21 to 6/22), .286 (2-for-7), 1 BB

- 2023: Began the season on the 7-day injured list (right elbow strain) ... activated 4/25 and came off the bench to play CF @ NAS, made first start 4/26 ... first 2 hit of his year were both doubles, 4/30 @ NAS ... hit first HR of the year as go-ahead homer in 9th inning on 5/14 ... has played in 39 of Omaha's 48 games since he activated, with team-leading 21 starts at DH, has hit 1st in the lineup 3 times.
- 2022: Played in 130 games for Omaha (AAA) and was named the Royals Triple-A Player of the Year but also appeared in six games with Kansas City over two separate stints with the Royals: May 26-30 and July 14-17 ... contract was selected by KC May 26 and made his major league debut that night in Minnesota, starting in CF ... reached base in 34 straight games between 7/26 and 9/2 ... set career highs in 2B (30), HR (28), RBI (85) and R (85) ... finished just two homers shy of a 30/30/30 season (HR/SB/2B).
- 2021: Spent the entire year with NW Arkansas (AA), led all Double-A hitters with 40 steals, tied 13th in all of the Minors ... homered twice in the AA-Central Championship Series.

HIT STREAK: 8 Games (6/13 to 6/22), .375 (12-for-32), 4 2B, 1 HR

ON-BASE BASE STREAK: 11 Games (6/8 to 6/22), .364 (16-for-44), 5 BB

- 2023: Opened the season on Kansas City's Opening Day roster for the 3rd straight year, played in 26 games (25 starts in CF), hit .206 (19-for-91) with a .602 OPS ... placed on the 10-day injured list on May 5 with a left hamstring strain, sent to Omaha on rehab assignment June 13, over 6 games is 6-for-20 (.300) with 4 RBI.
- 2022: Made the Royals' Opening Day roster and spent most of the season with the Royals, playing in 106 games (72 starts) ... He tied for 9th in the American League with 4 triples, which tied for 3rd most among American League rookies ... ranked 5th among outfielders with 12 Outs Above Average, according to Baseball Savant (measures the outs a player has saved over his peers) ... played 5 games with Omaha while on rehab assignment, April 21-24 and went 5-for-20 (.250) with 3 XBH and 4 RBI.
- 2021: Made his first Opening Day roster and recorded 3 hits in his Majors debut on Opening Day, April 1 vs. Texas, just the fourth player in club history with a 3-hit game in his debut ... appeared in 28 games with the Royals, spent most of the season with Omaha, playing 105 games for the Chasers with a .265 average (106-for-394) and .801 OPS.

HIT STREAK: 4 Games (6/16 to 6/22), .400 (6-for-15), 2 2B, 1 HR

ON-BASE BASE STREAK: 5 Games (6/15 to 6/22), .333 (6-for-18), 4 BB

- 2023: Signed with Detroit as a Minor League free agent on 12/14/2022 and appeared in 36 games with Toledo (AAA), hitting .176 (22-for-125) with 6 HR and 21 RBI, hitting 3 HR with 6 RBI in 6 games @ Werner Park ... released on 6/8, signed by Kansas City on 6/12 and assigned to Omaha.
- 2022: In his 8th season in the Twins organization, saw his first Major League action in 2022, playing in 30 games with Minnesota and 102 with St. Paul (AAA) ... made his Major League debut in game one of the doubleheader on May 31 at Detroit, going 0-for-3 with a walk and run scored, also pitched twice, totaling 0.2 scoreless innings ... named a Twins Organization All-Star by MLB.com for the 4th time in his career, hitting .283 (111-for-392) with a .803 OPS in Triple-A with the Saints
- 2021: Played 110 games with Wichita (AA), 7th in the Texas League in R (.69) & HR (19), tied 7th with 106 H, tied 8th with 108 TB ... named a Twins Organization All-Star.

HIT STREAK:

ON-BASE BASE STREAK:

- 2023: 6 HR in 17 games in April, but 1 in 39 games since ... has reached base in 48 of 56 games played with hits in 41 of 56 games ... had 17 walks in his last 15 games after drawing 15 walks in his first 41 games ... hit the 3rd two-HR game of his career on 4/5 vs. Toledo.
- 2022: Began the season in NW Arkansas (AA) and reached in 66 of 77 games, reached multiple times in 49 games ... assigned to Omaha (AAA) on 8/9 and finished season @ MILB in ON-BASE PERCENTAGE (.442) ... combining his AA & AAA numbers, was the Royals system leader in OBP (.442), 2nd in OPS (.918), 3rd in batting average (.301)
- 2021: Spent the season with Quad Cities (A+) and slashed .241/.368/.451 (62-for-257) in 77 games ... named a High-A Central post-season All-Star at catcher.
- MISC: Grew up down the street from Surprise Stadium, was a dabbler for the AZL Royals the summer of 2011 while in high school, also caught bullpens for the team.

HIT STREAK: 3 Games (6/20 to 6/22), .455 (5-for-11)

ON-BASE BASE STREAK: 22 Games (5/24 to 6/22), .312 (24-for-77), 18 BB, 2 HBP

- 2023: Opened the season with NW Arkansas (AA) and played 54 games for the Naturals, hitting .275 (55-for-200) with 5 HR, 24 RBI & team-leading 34 BB ... made 40 starts in CF, 2 in LF and 9 in RF ... hit 3 HR on 4/18 vs. Amarillo with 6 RBI and 2 BB ... transferred to Omaha on 6/13 and had go-ahead 2-run double in 7th inning 6/13 vs. COL ... hits in all 7 games with Omaha so far, has 11 H, 6 XBH and 8 RBI since last week.
- 2022: Spent most of the season with NW Arkansas (AA), played 111 games with the Naturals, also appeared in 11 games with Omaha across two stints (5/25-6/4 & 7/12-7/19) ... slashed .195/.233/.390 (8-for-41) over 11 games for the Chasers, including 2 HR, 4 RBI game on 7/17 @ Rochester ... played 18 games for Surprise in the Arizona Fall League.
- 2021: Spent the season with Quad Cities (A+) and appeared in 77 games for the High-A Central Champion River Bandits ... named an MiLB.com Organization All-Star in the outfield for Kansas City and slashed .252/.352/.453 (70-for-278) ... hit 14 homers and stole 13 bases, making him one of five 13-13 players in the system in 2021.

HIT STREAK: 7 Games (6/13 to 6/20), .423 (11-for-26), 4 2B, 1 3B, 1 HR

ON-BASE BASE STREAK: 7 Games (6/13 to 6/20), .423 (11-for-26), 2 BB

- 2023: Opened the season with Quad Cities (A+) on the development list, activated 4/13 and appeared in 18 games for the River Bandits, transferred to Omaha on 6/11 but did not appear in a game, back to QC on 6/13 and OMA again on 6/23 ... 21 starts at 1B in 22 games at High-A, hitting .253 (19-for-75).
- 2022: Was injured to begin the season and released by the Los Angeles Angels on May 19 ... played for the Joliet Slammers in the Frontier League, hitting .343 (23-for-67) with 4 home runs in 18 games ... his younger brother, Cayden, was selected by Kansas City in the 2nd round of the 2022 Draft.
- 2021: Signed as an undrafted free agent by the Los Angeles Angels on July 17, 2021 and reported to Inland Empire (A), where he slashed .280/.400/.480 (21-for-75) with 4 home runs in 23 games.
- MISC: Attended Wichita State University, where he played in 138 games and hit 21 home runs across three seasons ... brother Cayden is currently with KC's A+ affiliate, Quad Cities.

HIT STREAK:

ON-BASE BASE STREAK:

CAREER HIGHS

H	3	(18x) Last: 5/6/23 vs. Louisville
R	3	(6x) Last: 4/8/23 vs. Toledo
HR	2	8/10/21 vs. Beloit
RBI	5	6/24/21 @ Beloit
BB	3	(3x) Last: 9/3/22 @ Tulsa
SB	3	7/9/22 vs. Tulsa
H	4	(7x) Last: 4/4/19 @ Albuquerque
R	4	(2x) Last: 7/1/13 vs. Orem
HR	3	6/28/13 vs. Orem
RBI	7	6/28/13 vs. Orem
BB	3	7/18/11 @ DSL Padres
SB	3	6/21/10 vs. DSL Diamondbacks
H	4	(5x) Last: 8/18/17 vs. Asheville
R	4	6/26/16 @ Grand Junction
HR	2	7/19/19 @ Amarillo
RBI	5	7/17/22 @ Rochester
BB	3	(6x) Last: 6/17/23 vs. Columbus
SB	2	(2x) Last: 6/6/23 @ Indianapolis
H	6	6/23/19 vs. Billings
R	4	9/3/19 vs. Missoula
HR	2	6/26/22 vs. Columbus
RBI	4	(3x) Last: 6/28/22 @ St. Paul
BB	3	(2x) Last: 6/20/23 @ Rochester
SB	3	(2x) Last: 8/8/21 @ Arkansas
H	4	(2x) Last: 5/30/23 vs. Memphis
R	4	(2x) Last: 7/17/22 @ Corpus Christi
HR	2	(2x) Last: 6/29/22 @ Amarillo
RBI	6	6/2/21 vs. Beloit
BB	3	(6x) Last: 4/20/23 vs. Gwinnett
SB	3	(18x) Last: 6/2/23 vs. Memphis
H	4	(11x) Last: 4/25/19 vs. Buffalo
R	4	(2x) Last: 8/5/11 @ Bowie
HR	2	(2x) Last: 9/29/19 @ NEW YORK (NL)
RBI	7	5/5/13 @ PHILADELPHIA
BB	3	(3x) Last: 8/3/12 @ Albuquerque
SB	2	(3x) Last: 4/29/12 vs. Tacoma
H	4	(4x) Last: 5/25/22 @ Louisville
R	4	8/21/19 vs. Salem
HR	3	(2x) Last: 8/22/19 vs. Salem
RBI	5	(8x) Last: 8/24/21 vs. Springfield
BB	3	(3x) Last: 6/20/19 vs. Frederick
SB	3	(5x) Last: 4/22/22 @ Memphis
H	4	(4x) Last: 8/21/19 vs. Salem
R	7	7/10/18 vs. Helena
HR	2	7/16/18 vs. Missoula
RBI	4	(4x) Last: 9/3/22 @ DETROIT
SB	3	7/19/18 vs. West Virginia
SB	3	7/8/18 @ Orem
H	5	6/9/17 vs. Burlington
R	5	(2x) Last: 5/8/22 @ Omaha
HR	2	(5x) Last: 5/17/23 @ Omaha
RBI	4	(3x) Last: 6/28/22 @ St. Paul
BB	3	5/7/22 vs. Columbus
SB	3	(2x) Last: 8/8/21 @ Arkansas
H	4	8/6/19 @ Johnson City
R	3	(4x) Last: 8/1/21 vs. South Bend
HR	2	(3x) Last: 4/5/23 vs. Toledo
RBI	4	(2x) Last: 8/10/21 vs. Beloit
BB	3	(8x) Last: 6/14/23 vs. Columbus
SB	1	(2x) Last: 6/18/23 vs. Columbus
H	4	(4x) Last: 6/18/23 vs. Columbus
R	3	4/18/23 vs. Amarillo
HR	3	4/18/23 vs. Amarillo
RBI	6	4/18/23 vs. Amarillo
BB	3	(3x) Last: 9/10/22 @ Wichita
SB	3	8/22/21 @ South Bend
H	3	8/25/21 @ Stockton
R	2	(2x) Last: 4/21/23 vs. Wisconsin
HR	1	(4x) Last: 8/25/21 @ Stockton
RBI	3	8/6/21 @ Visalia
BB	3	8/6/21 @ Visalia
SB	1	8/3/21 @ Visalia



SO NICE, THEY DID IT TWICE (OR MORE)	MULTI-HIT GAMES					MULTI-RUN GAMES					MULTI-RBI GAMES					MULTI-BB GAMES					MULTI-K GAMES					MULTI-SB GAMES				
	2	3	4	5+	T	2	3	4	5+	T	2	3	4	5+	T	2	3	4	5+	T	2	3	4	5+	T	2	3	4	5+	T
3 Bradley, Tucker	9	2	-	-	11	5	1	-	-	6	3	3	-	-	6	6	-	-	-	6	3	-	1	-	4	3	-	-	-	3
60 Briceño, José	-	-	-	-	-	-	-	-	-	-	-	-	-	-	-	-	-	-	-	-	-	1	-	-	1	-	-	-	-	-
17 Castellano, Angelo	6	-	-	-	6	6	-	-	-	6	3	1	-	-	4	4	2	-	-	6	5	1	-	-	6	1	-	-	-	1
6 Dungan, Clay	4	-	-	-	4	1	1	-	-	2	2	-	-	-	2	2	1	-	-	3	5	-	-	-	5	1	-	-	-	1
28 Gentry, Tyler	13	1	1	-	15	2	2	-	-	4	5	3	1	1	10	4	1	-	-	5	10	6	-	-	16	-	-	-	-	-
11 Hechavarria, Adeiny	1	-	-	-	1	-	-	-	-	-	-	-	1	-	1	-	-	-	-	-	1	-	-	-	1	-	-	-	-	-
18 Hicklen, Brewer	6	2	-	-	8	5	-	-	-	5	3	1	-	-	4	3	-	-	-	3	8	1	-	-	9	-	-	-	-	-
8 Isbel, Kyle	2	-	-	-	2	-	-	-	-	-	-	1	-	-	1	1	-	-	-	1	-	-	-	-	-	-	-	-	-	-
22 Palacios, Jermaine	2	-	-	-	2	-	-	-	-	-	1	-	-	-	1	-	-	-	-	-	1	-	1	-	2	-	-	-	-	-
14 Porter, Logan	12	3	-	-	15	6	-	-	-	6	7	1	-	-	8	4	4	-	-	8	12	5	-	-	17	-	-	-	-	-
7 Rave, John	1	-	1	-	2	1	-	-	-	1	2	1	-	-	3	-	-	-	-	-	-	-	-	-	-	-	-	-	-	-
9 Wallace, Paxton	-	-	-	-	-	-	-	-	-	-	-	-	-	-	-	-	-	-	-	-	-	-	-	-	-	-	-	-	-	-
Alexander, CJ	6	3	-	-	9	6	1	-	-	7	3	1	1	-	5	1	-	-	-	1	14	1	-	-	15	-	-	-	-	-
Beaty, Matt	2	-	-	-	2	1	-	-	-	1	2	-	-	-	2	1	-	-	-	1	1	-	-	-	1	-	-	-	-	-
Blanco, Dairon	8	7	1	-	16	10	1	-	-	11	3	2	-	-	5	4	1	-	-	5	3	2	-	-	5	10	2	1	-	13
Eaton, Nate	5	2	-	-	7	1	2	-	-	3	3	-	-	-	3	1	-	-	-	1	6	1	-	-	7	1	1	-	-	2
Fermin, Freddy	1	1	1	-	3	3	1	-	-	4	2	1	-	1	4	2	1	-	-	3	2	-	-	-	2	-	-	-	-	-
Garcia, Maikel	4	1	-	-	5	2	-	-	-	2	2	2	-	-	4	3	1	-	-	4	2	1	-	-	3	-	-	-	-	-
Jenista, Greyson	-	-	-	-	-	-	-	-	-	-	-	-	-	-	-	-	-	-	-	-	-	2	-	-	2	-	-	-	-	-
Loftin, Nick	10	3	1	-	14	4	-	-	-	4	4	7	1	-	12	-	-	-	-	-	4	-	-	-	4	-	-	-	-	-
Lopez, Nicky	1	-	-	-	1	-	-	-	-	-	-	-	-	-	-	1	-	-	-	1	-	-	-	-	-	-	-	-	-	-
Pratto, Nick	-	1	-	-	1	1	-	-	-	1	2	-	-	-	2	3	-	-	-	3	2	1	-	-	3	-	-	-	-	-
Camargo, Johan	5	-	-	-	5	-	-	-	-	-	1	-	-	-	1	3	-	-	-	3	1	-	-	-	1	-	-	-	-	-
Reetz, Jakson	4	2	-	-	6	-	-	-	-	-	1	-	-	1	2	2	-	-	-	2	5	2	1	-	8	-	-	-	-	-
Reyes, Franmil	1	-	-	-	1	1	-	-	-	1	1	-	-	-	1	-	-	-	-	-	1	1	-	-	2	-	-	-	-	-
Taylor, Samad	18	4	-	-	22	8	3	-	-	11	7	2	-	-	9	7	2	-	-	9	12	2	1	-	15	3	2	1	-	6
Waters, Drew	1	-	3	-	4	2	2	-	-	4	1	1	-	-	2	1	-	-	-	1	1	2	-	-	3	-	-	-	-	-
	122	32	8	0	162	65	14	0	0	79	58	27	4	3	92	53	13	0	0	66	99	29	4	0	132	19	5	2	0	26

HITTING STREAKS

PLAYER	CURRENT	LONGEST	DATES/RESULTS							
			START	END	AVG	2B	3B	HR	RBI	OPS
3 Bradley, Tucker	4	6	5/31	6/10	.400 (8-20)	2	0	0	7	1.019
60 Briceño, José	2	2	6/18	6/21	.286 (2-7)	0	0	0	0	.661
17 Castellano, Angelo	-	3 (3x)	5/16	5/19	.455 (5-11)	1	0	1	4	1.356
6 Dungan, Clay	2	6	6/2	6/10	.368 (7-19)	1	0	0	3	.901
28 Gentry, Tyler	2	5	4/5	4/9	.350 (7-20)	1	0	1	6	.967
11 Hechavarria, Adeiny	2	2	6/21	6/22	.286 (2-7)	1	0	1	5	1.232
18 Hicklen, Brewer	8	8	6/13	6/22	.375 (12-32)	4	0	1	6	1.023
8 Isbel, Kyle	4	4	6/16	6/22	.400 (6-15)	2	0	1	4	1.233
22 Palacios, Jermaine	-	2	6/18	6/21	.500 (4-8)	2	0	1	3	1.625
14 Porter, Logan	3	7	4/1	4/12	.370 (10-27)	2	0	4	7	1.268
7 Rave, John	7	7	6/13	6/20	.423 (11-26)	4	1	1	8	1.217
9 Wallace, Paxton	-	-	-	-	-	-	-	-	-	-

BOLD indicates longest streak in 2023 among active players

ON-BASE STREAKS

CURRENT	LONGEST	DATES/RESULTS							
		START	END	AVG	2B	HR	BB	HBP	OBP
4	9	5/21	6/10	.344 (11-32)	3	1	7	0	.450
2	2	6/18	6/21	.286 (2-7)	0	0	0	1	.375
-	9	4/1	4/19	.320 (8-25)	2	2	6	0	.438
14	14	5/28	6/22	.318 (14-44)	1	0	13	0	.458
11	11	6/7	6/21	.233 (10-43)	4	2	7	1	.346
-	-	-	-	-	-	-	-	-	-
11	11	6/8	6/22	.364 (16-44)	4	2	5	0	.429
5	5	6/15	6/22	.333 (6-18)	2	1	4	0	.455
-	2	6/18	6/21	.500 (4-8)	2	1	0	0	.500
22	22	5/24	6/22	.312 (24-77)	3	0	18	2	.444
7	7	6/13	6/20	.423 (11-26)	4	1	2	0	.448
-	-	-	-	-	-	-	-	-	-

Italics indicates longest personal streak is active

PITCHES/PLATE APPEARANCE & PLATE APPEARANCE DEPTH

PLAYER	AVG. P/PA	TOTAL PA	TOTAL P	LONGEST PA (#)	DATE	INN.	PITCHER	RESULT
3 Bradley, Tucker	3.93	142	558	10	4/29 @ NAS	▲ 3	Robert Stock	Groundout (4-3)
60 Briceño, José	3.62	13	47	7	6/21 @ ROC	▲ 2	Paolo Espino	Strikeout Swinging
17 Castellano, Angelo	4.24	183	776	10	4/18 vs. GWN	▼ 3	Michael Soroka	Strikeout Swinging
6 Dungan, Clay	4.31	94	405	10 (2x)	6/2 vs. MEM	▼ 10	Jake Walsh	Walk
28 Gentry, Tyler	4.11	296	1,216	12	6/7 @ IND	▲ 9	Cody Bolton	Walk
11 Hechavarria, Adeiny	4.00	16	64	8	6/21 @ ROC	▲ 2	Paolo Espino	RBI Double
18 Hicklen, Brewer	3.67	149	547	10	6/3 vs. MEM	▼ 5	Zack Thompson	Strikeout Swinging
8 Isbel, Kyle	4.30	20	86	9	6/15 vs. COL	▼ 2	Hunter Gaddis	Flyout, F9
22 Palacios, Jermaine	3.40	15	51	7	6/14 vs. COL	▼ 8	James Karinchak	Strikeout Swinging
14 Porter, Logan	4.08	233	950	9	6/15 vs. COL	▼ 6	Cade Smith	Strikeout Looking
7 Rave, John	3.93	29	114	7 (2x)	6/20 @ ROC	▲ 4	Wily Peralta	Popout (P4)
9 Wallace, Paxton	-	-	-	-	-	-	-	-
	4.05	1,226	4,964					

PINCH-HITTING LOG (9)

#	DATE	INNING	PINCH HITTER	HITTING FOR	RESULT
1.	4/5 vs. Toledo	▼ 9	CJ Alexander	Angelo Castellano	Fielder's Choice (4-6)
2.	4/14 @ Iowa	▲ 8	Tucker Bradley	Angelo Castellano	2-RBI Double
3.	4/18 vs. Gwinnett	▼ 9	Tucker Bradley	Angelo Castellano	Strikeout Looking
4.	4/29 @ Nashville	▲ 8	Logan Porter	CJ Alexander	Strikeout Swinging
5.	5/7 vs. Louisville	▼ 9	CJ Alexander	Angelo Castellano	Groundout (4-3)
6.	5/10 @ Scranton/WB	▲ 8	CJ Alexander	Angelo Castellano	Strikeout Swinging
7.	5/12 @ Scranton/WB	▲ 8	Brewer Hicklen	Tucker Bradley	Flyout (F9)
8.	5/20 vs. Toledo	▼ 9	Tucker Bradley	Angelo Castellano	Strikeout Swinging
9.	5/27 @ St. Paul	▲ 7	Clay Dungan	Samad Taylor	Groundout, 6-3
10.					
11.					
12.					
13.					

Omaha Pinch Hitters: 1-for-9, 2B, 2 RBI, 4 K

Most-Used Pinch Hitter:
CJ Alexander & Tucker Bradley (3x)Most Frequently Pinch-Hit For:
Angelo Castellano (6x)

PITCH TIMER VIOLATIONS CALLED ON OMAHA HITTERS (4)

DATE	INNING	UMPIRE	HITTER	COUNT AT CALL	BATTER RESULT (COUNT)
1. April 12 @ Iowa	▲ 9	Tom Hanahan	Samad Taylor (1)	0-1	Single (0-2)
2. June 3 vs. Memphis	▼ 8	Cody Clark	Johan Camargo (1)	0-0	Strikeout (0-2)
3. June 6 @ Indianapolis	▲ 1	Lew Williams	Dairon Blanco (1)	0-2	Strikeout (0-3)
4. June 20 @ Rochester	▲ 9	Steven Jaschinski	Tyler Gentry (1)	0-0	Strikeout (0-2)
5.					

HR #	PLAYER (SEASON #)	GM # - DATE	OPPONENT	PITCHER	PITCH TYPE	DIRECTION	ON BASE	INNING	OUTS	COUNT	SCORE	FINAL	DISTANCE	EXIT VELO	LAUNCH ANGLE
1.	Logan Porter (1)	2 - April 1	@ Indianapolis	Caleb Smith (L)	4-seam FB	LF	0	▲4	1	2-2	3-0	W, 12-1	417 ft	106.6 mph	32°
2.	Jakson Reetz (1)	2 - April 1	@ Indianapolis	Caleb Smith (L)	Slider	LF	3	▲5	2	2-1	8-0	W, 12-1	408 ft	103.9 mph	25°
3.	Dairon Blanco (1)	3 - April 2	@ Indianapolis	Mike Burrows	4-seam FB	LCF	0	▲5	2	3-2	1-3	W, 8-3	411 ft	105.2 mph	23°
4.	Samad Taylor (1)	3 - April 2	@ Indianapolis	J.C. Flowers	4-seam FB	LF	0	▲8	0	2-1	2-3	W, 8-3	334 ft	104.5 mph	22°
5.	Nick Loftin (1)	3 - April 2	@ Indianapolis	Daniel Zamora (L)	4-seam FB	LF	2	▲8	1	1-2	5-3	W, 8-3	362 ft	97.2 mph	29°
6.	Maikel Garcia (1)	4 - April 4	vs. Toledo	Alex Faedo	4-seam FB	RF	0	▼1	1	2-1	1-0	L, 9-2	349 ft	94.3 mph	35°
7.	Tyler Gentry (1)	5 - April 5	vs. Toledo	Tyler Holton (L)	Cutter	CF	2	▼6	0	2-0	3-1	L, 7-6	417 ft	106.5 mph	27°
8.	Logan Porter (2)	5 - April 5	vs. Toledo	Tyler Holton (L)	Slider	LF	0	▼6	0	3-1	4-1	L, 7-6	346 ft	103.3 mph	37°
9.	Logan Porter (3)	5 - April 5	vs. Toledo	Matt Wisler	4-seam FB	RCF	0	▼8	0	2-2	5-6	L, 7-6	364 ft	94.7 mph	34°
10.	Nick Loftin (2)	6 - April 6	vs. Toledo	Brenan Haniffee	Slider	LCF	0	▼2	0	2-2	1-1	L, 8-5	401 ft	101.8 mph	32°
11.	CJ Alexander (1)	6 - April 6	vs. Toledo	Brenan Haniffee	Sinker	CF	0	▼4	1	2-2	3-6	L, 8-5	409 ft	101.1 mph	35°
12.	Logan Porter (4)	7 - April 7	vs. Toledo	Reese Olson	4-seam FB	LF	0	▼3	0	3-2	5-2	W, 9-4	395 ft	104.3 mph	45°
13.	Freddy Fermin (1)	8 - April 8	vs. Toledo	Will Vest	Slider	CF	3	▼3	2	0-0	6-1	W, 13-8	401 ft	102.1 mph	42°
14.	Angelo Castellano (1)	8 - April 8	vs. Toledo	Will Vest	4-seam FB	LCF	1	▼4	0	2-0	8-1	W, 13-8	401 ft	102.8 mph	33°
15.	Freddy Fermin (2)	8 - April 8	vs. Toledo	Ashton Goudeau	Changeup	CF	1	▼5	0	1-1	10-1	W, 13-8	428 ft	105.9 mph	28°
16.	CJ Alexander (2)	8 - April 8	vs. Toledo	Ashton Goudeau	Changeup	LF	0	▼7	0	1-0	11-8	W, 13-8	351 ft	92.4 mph	43°
17.	Angelo Castellano (2)	9 - April 9	vs. Toledo	Alex Faedo	4-seam FB	LF	0	▼3	1	0-0	1-0	L, 8-2	373 ft	98.0 mph	25°
18.	Samad Taylor (2)	10 - April 11	@ Iowa	Roenis Elias (L)	4-seam FB	CF	2	▲5	2	0-2	3-9	L, 9-6	405 ft	100.9 mph	25°
19.	Freddy Fermin (3)	10 - April 11	@ Iowa	Brandon Hughes (L)	4-seam FB	LF	1	▲6	2	0-1	6-9	L, 9-6	398 ft	100.3 mph	33°
20.	CJ Alexander (3)	11 - April 12	@ Iowa	Riley Thompson	Changeup	RF	0	▲2	0	1-0	2-1	W, 10-6	394 ft	104.3 mph	24°
21.	Tyler Gentry (2)	11 - April 12	@ Iowa	Riley Thompson	Slider	LF	0	▲3	2	1-2	3-1	W, 10-6	393 ft	103.3 mph	26°
22.	Tucker Bradley (1)	11 - April 12	@ Iowa	Rowan Wick	4-seam FB	RCF	1	▲6	2	1-1	7-3	W, 10-6	392 ft	98.2 mph	29°
23.	Nick Loftin (3)	11 - April 12	@ Iowa	Anthony Kay (L)	Slider	CF	0	▲8	0	2-1	8-6	W, 10-6	420 ft	104.3 mph	28°
24.	Nick Loftin (4)	12 - April 13	@ Iowa	Nick Neidert	4-seam FB	LF	0	▲4	2	3-2	1-11	L, 14-1	370 ft	100.4 mph	38°
25.	Nick Pratto (1)	15 - April 19	vs. Gwinnett	Beau Burrows	Slider	CF	0	▼2	0	1-2	1-1	L, 6-2	399 ft	100.2 mph	26°
26.	Logan Porter (5)	15 - April 19	vs. Gwinnett	Beau Burrows	Slider	LF	0	▼4	1	1-2	2-3	L, 6-2	350 ft	94.9 mph	50°
27.	CJ Alexander (4)	17 - April 21	vs. Gwinnett	Allan Winans	Changeup	RF	0	▼2	2	0-0	1-1	L, 7-3	395 ft	96.2 mph	37°
28.	Nick Pratto (2)	18 - April 22	vs. Gwinnett	Dylan Dodd (L)	Changeup	RF	1	▼1	2	3-1	2-0	L, 5-2	350 ft	88.4 mph	39°
29.	Nate Eaton (1)	22 - April 27	@ Nashville	Janson Junk	Sweeper	LF	0	▲2	2	2-2	1-0	W, 2-1	403 ft	103.0 mph	32°
30.	Freddy Fermin (4)	24 - April 29	@ Nashville	Robert Stock	4-seam FB	RCF	2	▲1	1	3-1	4-0	L, 6-5 (10)	381 ft	104.3 mph	23°
31.	Tyler Gentry (3)	25 - April 30	@ Nashville	Robert Gasser (L)	4-seam FB	LF	1	▲3	2	1-0	2-1	W, 10-6	391 ft	100.6 mph	33°
32.	Logan Porter (6)	25 - April 30	@ Nashville	Robert Gasser (L)	Slider	LF	0	▲4	0	2-1	3-1	W, 10-6	389 ft	102.3 mph	29°
33.	Freddy Fermin (5)	25 - April 30	@ Nashville	Robert Gasser (L)	Changeup	LF	0	▲5	1	2-0	5-1	W, 10-6	368 ft	94.8 mph	35°
34.	Nick Loftin (5)	28 - May 4	vs. Louisville	Silvino Bracho	Slider	LF	0	▼7	0	0-0	8-11	L, 12-10	365 ft	101.1 mph	19°
35.	Jakson Reetz (2)	29 - May 5	vs. Louisville	Brandon Williamson (L)	4-seam FB	LF	1	▼2	1	0-0	2-1	W, 6-2	346 ft	100.2 mph	27°
36.	Nick Loftin (6)	29 - May 5	vs. Louisville	Brandon Williamson (L)	Slider	CF	0	▼6	0	0-0	3-1	W, 6-2	395 ft	105.6 mph	24°
37.	Angelo Castellano (3)	30 - May 6	vs. Louisville	Ryan Nutof	Curveball	LF	1	▼7	2	2-2	8-8	W, 11-9	376 ft	95.2 mph	29°
38.	Jakson Reetz (3)	31 - May 7	vs. Louisville	Andrew Abbott (L)	Changeup	LF	0	▼4	1	2-0	1-0	L, 4-3	426 ft	104.4 mph	32°
39.	Franmil Reyes (1)	31 - May 7	vs. Louisville	Andrew Abbott (L)	Curveball	LCF	1	▼5	2	3-2	3-0	L, 4-3	389 ft	100.8 mph	29°
40.	Clay Dungan (1)	32 - May 9	@ Scranton/WB	Mitch Spence	4-seam FB	RCF	0	▲3	0	1-0	2-2	L, 14-2	388 ft	104.0 mph	28°
41.	Dairon Blanco (2)	33 - May 10	@ Scranton/WB	Luis Severino	Changeup	LF	0	▲3	0	0-1	1-1	L, 4-3	377 ft	99.6 mph	24°
42.	CJ Alexander (5)	34 - May 11	@ Scranton/WB	Colten Brewer	Slider	CF	0	▲9	0	1-1	3-1	W, 4-3 (11)	422 ft	106.4 mph	23°
43.	CJ Alexander (6)	36 - May 13	@ Scranton/WB	Greg Weissert	Sweeper	RF	0	▲6	1	0-0	4-3	L, 8-6	377 ft	102.7 mph	39°
44.	CJ Alexander (7)	37 - May 14	@ Scranton/WB	Mitch Spence	4-seam FB	RCF	0	▲2	0	3-2	1-1	W, 6-3	416 ft	109.9 mph	24°
45.	Brewer Hicklen (1)	37 - May 14	@ Scranton/WB	D.J. Snelten (L)	Changeup	LF	0	▲9	0	2-1	4-3	W, 6-3	344 ft	109.5 mph	25°
46.	Samad Taylor (3)	37 - May 14	@ Scranton/WB	D.J. Snelten (L)	4-seam FB	RCF	1	▲9	2	3-1	6-3	W, 6-3	346 ft	95.2 mph	29°
47.	Samad Taylor (4)	39 - May 17	vs. Toledo	Zach Logue (L)	4-seam FB	RCF	1	▼1	0	0-1	2-1	W, 16-8	372 ft	100.0 mph	30°
48.	Logan Porter (7)	39 - May 17	vs. Toledo	Zach Logue (L)	4-seam FB	LF	1	▼1	0	0-0	4-1	W, 16-8	401 ft	102.3 mph	38°
49.	Angelo Castellano (4)	39 - May 17	vs. Toledo	Miguel Del Pozo (L)	4-seam FB	LF	1	▼5	2	1-0	10-5	W, 16-8	385 ft	99.2 mph	26°
50.	Brewer Hicklen (2)	40 - May 18	vs. Toledo	Miguel Diaz	Sinker	LCF	2	▼8	0	2-0	9-0	W, 9-0	443 ft	108.4 mph	32°
51.	Drew Waters (1)	43 - May 21	vs. Toledo	Ashton Goudeau	4-seam FB	RCF	0	▼3	0	1-1	1-2	W, 8-4	408 ft	108.7 mph	29°
52.	Drew Waters (2)	43 - May 21	vs. Toledo	Ashton Goudeau	Changeup	LCF	1	▼4	1	2-0	4-3	W, 8-4	366 ft	99.5 mph	32°
53.	Tucker Bradley (2)	43 - May 21	vs. Toledo	Seth Elledge	Sinker	LCF	1	▼6	0	1-1	6-4	W, 8-4	388 ft	100.5 mph	28°
54.	Jakson Reetz (4)	43 - May 21	vs. Toledo	Braden Bristo	Sweeper	LF	0	▼7	0	2-1	8-4	W, 8-4	412 ft	104.1 mph	36°
55.	Dairon Blanco (3)	44 - May 23	@ St. Paul	Simeon Woods Richardson	4-seam FB	CF	0	▲4	1	1-1	4-0	W, 6-1	455 ft	104.5 mph	28°
56.	Nick Loftin (7)	45 - May 24	@ St. Paul	Brent Headrick (L)	Changeup	LF	2	▲3	1	2-2	3-5	L, 6-5	433 ft	103.7 mph	24°
57.	Nick Loftin (8)	46 - May 25	@ St. Paul	Cody Laweryson	Sweeper	LF	2	▲7	0	1-2	4-4	L, 8-6	357 ft	97.3 mph	22°
58.	Johan Camargo (1)	48 - May 27	@ St. Paul	Randy Dobnak	Changeup	CF	0	▲5	0	1-2	1-3	L, 14-1	426 ft	102.2 mph	26°
59.	Nick Loftin (9)	50 - May 30	vs. Memphis	Jake Woodford	Curveball	LF	1	▼1	2	0-0	2-1	W, 7-6	370 ft	91.0 mph	29°
60.	Tyler Gentry (4)	50 - May 30	vs. Memphis	Connor Thomas (L)	Slider	LCF	1	▼3	0	2-1	4-1	W, 7-6	471 ft	103.6 mph	27°
61.	Johan Camargo (2)	52 - June 1	vs. Memphis	Dakota Hudson	Slider	RCF	1	▼4	2	0-2	2-1	L, 12-6	393 ft	98.2 mph	31°
62.	Brewer Hicklen (3)	52 - June 1	vs. Memphis	Ryan Loutos	Sinker	CF	0	▼7	0	1-0	4-10	L, 12-6	425 ft	105.8 mph	33°
63.	CJ Alexander (8)	52 - June 1	vs. Memphis	Ryan Loutos	Cutter	RCF	1	▼8	0	2-2	5-12	L, 12-6	400 ft	102.8 mph	30°
64.	Nate Eaton (2)	53 - June 2	vs. Memphis	Tommy Parsons	4-seam FB	LF	0	▼1	1	0-0	1-0	W, 10-9 (10)	330 ft	103.3 mph	46°
65.	Johan Camargo (3)	56 - June 6	@ Indianapolis	Yerry De Los Santos	Sinker	RCF	0	▲9	0	3-1	3-2	W, 4-2	399 ft	107.6 mph	22°
66.	CJ Alexander (9)	57 - June 7	@ Indianapolis	Quinn Priester	Curveball	RCF	2	▲2	0	1-2	3-2	W, 9-7	404 ft	101.3 mph	34°
67.	CJ Alexander (10)	58 - June 8	@ Indianapolis	Eli Villalobos	4-seam FB	RCF	1	▲7	2	2-1	14-7	W, 15-7	408 ft	108.5 mph	35°
68.	Brewer Hicklen (4)	59 - June 9	@ Indianapolis	Kent Emanuel (L)	Sinker	RCF	1	▲4	1	1-1	5-1	W, 6-2	410 ft	106.9 mph	26°
69.	Tyler Gentry (5)	60 - June 10	@ Indianapolis	Hunter Stratton	Slider	LF	2	▲5	2	0-2	3-2	W, 9-5	431 ft	106.0 mph	28°
70.	Samad Taylor (5)	61 - June 13	vs. Columbus	Joey Cantillo (L)	4-seam FB	CF	0	▼6	1	1-1	1-2	W, 6-5	395 ft	102.4 mph	27°
71.	Brewer Hicklen (5)	61 - June 13	vs. Columbus	Michael Kelly	Slider	LF	1	▼8	2	2-1	6-5	W, 6-5	422 ft	108.1 mph	28°
72.	Samad Taylor (6)	62 - June 14	vs. Columbus	Gavin Williams	4-seam FB	CF	0	▼1	0	2-1	1-0	W, 6-1	422 ft	104.5 mph	27°
73.	Johan Camargo (4)	62 - June 14	vs. Columbus	Gavin Williams	4-seam FB	LF	0	▼4	1	0-2	2-1	W, 6-1	324 ft	90.8 mph	34°
74.	Tyler Gentry (6)	62 - June 14	vs. Columbus	Caleb Simpson	4-seam FB	LCF	1	▼7	2	0-1	6-1	W, 6-1	388 ft	101.2 mph	24°
75.	Kyle Isbel (1)	64 - June 16	vs. Columbus	Thomas Ponticelli	Sweeper	CF	0	▼1	1	1-0	1-1	W, 4-1	406 ft	104.3 mph	23°
76.	Nate Eaton (3)	65 - June 17	vs. Columbus	Jhon Romero	4-seam FB	CF	0	▼1	0	0-0	1-0	W, 13-4	412 ft	103.0 mph	33°
77.	Nate Eaton (4)	65 - June 17	vs. Columbus	Caleb Baragar (L)	4-seam FB	LF	0	▼3	0	2-2	2-0	W, 13-4	410 ft	103.8 mph	37°
78.	Jermaine Palacios (1)	66 - June 18	vs. Columbus	Joey Cantillo (L)	Changeup	LCF	1	▼2	2	1-1	2-0	W, 6-4	409 ft	101.9 mph	29°
79.	John Rave (1)	66 - June 18	vs. Columbus	Joey Cantillo (L)	4-seam FB	LCF	2	▼3	2	1-2	6-1	W, 6-4	ITP	96.5 mph	26°
80.	Adeiny Hechavarria (1)	69 - June 22	@ Rochester	Tommy Romero	4-seam FB	LCF	3	▲4	2	3-0	4-2	W, 8-4	411 ft	100.5 mph	29°

HOME RUN BREAKDOWN

						OUTS			RUNNERS ON				TIED		GO		DIRECTION					BESTS		LAST HOME RUN					
PLAYER	2023 TOTAL	HOME	ROAD	RHP	LHP	0	1	2	0	1	2	3	GAME	AHEAD	LF	LCF	CF	RCF	RF	FT	MPH	DATE	OPPONENT	PITCHER	KIND	INN	PA	SINCE	
CJ Alexander	10	4	6	10	-	6	2	2	7	2	1	-	2	3	1	-	2	4	3	422	109.9	6/8	@ Indianapolis	E. Villalobos	2-Run	▲ 7	6		
Nick Loftin	9	4	5	5	4	5	2	2	5	1	3	-	2	2	6	1	2	-	-	433	105.6	5/30	vs. Memphis	J. Woodford	2-Run	▼ 1	3		
Logan Porter	7	5	2	3	4	5	2	-	6	1	-	-	-	-	6	-	-	1	-	417	106.6	5/17	vs. Toledo	Z. Logue	2-Run	▼ 1	124		
Tyler Gentry	6	3	3	3	3	2	-	4	1	3	2	-	-	3	3	2	1	-	-	471	106.5	6/14	vs. Columbus	C. Simpson	2-Run	▼ 7	7		
Samad Taylor	6	3	3	2	4	3	1	2	3	2	1	-	-	2	1	1	2	2	-	422	104.5	6/14	vs. Columbus	G. Williams	Solo	▼ 1	12		
Brewer Hicklen	5	3	2	3	2	3	1	1	2	2	1	-	-	2	2	1	1	1	-	443	109.5	6/13	vs. Columbus	M. Kelly	2-Run	▼ 8	21		
Freddy Fermin	5	2	3	3	2	1	2	2	1	2	1	1	-	-	2	-	2	1	-	428	105.9	4/30	@ Nashville	R. Gasser	Solo	▲ 5	2		
Nate Eaton	4	3	1	3	1	2	1	1	4	-	-	-	-	3	3	-	1	-	-	412	103.8	6/17	vs. Columbus	C. Baragar	Solo	▼ 3	24		
Johan Camargo	4	2	2	4	-	2	1	1	3	1	-	-	-	3	1	-	1	2	-	426	107.6	6/14	vs. Columbus	G. Williams	Solo	▼ 4	2		
Jakson Reetz	4	3	1	1	3	1	2	1	2	1	-	1	-	2	4	-	-	-	-	426	104.4	5/21	vs. Toledo	B. Bristo	Solo	▼ 7	36		
Angelo Castellano	4	4	-	3	1	1	1	2	1	3	-	-	1	1	3	1	-	-	-	401	102.8	5/17	vs. Toledo	M. Del Pozo	2-Run	▼ 5	86		
Dairon Blanco	3	-	3	3	-	1	1	1	3	-	-	-	-	1	1	1	1	-	-	455	105.2	5/23	@ St. Paul	S. Woods Richardson	Solo	▲ 4	75		
Drew Waters	2	2	-	2	-	1	1	-	1	1	-	-	-	1	-	1	-	1	-	408	108.7	5/21	vs. Toledo	A. Goudeau	2-Run	▼ 6	12		
Tucker Bradley	2	1	1	2	-	1	-	1	-	2	-	-	-	1	-	1	-	1	-	392	100.5	5/21	vs. Toledo	S. Elledge	2-Run	▼ 4	56		
Nick Pratto	2	2	-	1	1	1	-	1	1	1	-	-	1	1	-	-	1	-	1	399	100.2	4/22	@ Scranton/WB	D. Dodd	2-Run	▼ 1	19		
Adeiny Hechavarria	1	-	1	1	-	-	-	1	-	-	-	1	-	1	-	1	-	-	-	411	100.5	6/22	@ Rochester	T. Romero	Grand Slam	▲ 4	2		
John Rave	1	1	-	-	1	-	-	1	-	-	1	-	-	-	-	1	-	-	-	-	96.5	6/18	vs. Columbus	J. Cantillo	3-Run	▼ 3	6		
Jermaine Palacios	1	1	-	-	1	-	-	1	-	1	-	-	-	1	-	1	-	-	-	409	101.9	6/18	vs. Columbus	J. Cantillo	2-Run	▼ 2	11		
Kyle Isbel	1	1	-	1	-	-	1	-	1	-	-	-	-	1	-	-	1	-	-	406	104.3	6/16	vs. Columbus	T. Ponticelli	Solo	▼ 1	17		
Clay Dungan	1	-	1	1	-	1	-	-	1	-	-	-	1	-	-	-	-	1	-	388	104.0	5/9	@ Scranton/WB	M. Spence	Solo	▲ 3	95		
Franmil Reyes	1	1	-	-	1	-	-	1	-	1	-	-	-	-	-	1	-	-	-	389	100.8	5/7	vs. Louisville	A. Abbott	2-Run	▼ 5	1		
Maikel Garcia	1	1	-	1	-	-	1	-	1	-	-	-	-	1	-	-	-	-	1	349	94.3	4/4	vs. Toledo	A. Faedo	Solo	▼ 1	94		
	80	46	34	52	28	36	19	25	43	24	10	3	7	29	33	13	15	14	5										

INNING DISTRIBUTION

1st Inning	2nd Inning	3rd Inning	4th Inning	5th Inning	6th Inning	7th Inning	8th Inning	9th Inning	10th Inning	11th Inning
10	9	12	13	9	8	8	7	4	-	-

NOTABLE STORM CHASERS HOME RUNS

BACK-TO-BACK HOMERS (1)		2-HOMER GAMES (4)		3-HOMER GAMES (0)		GRAND SLAMS (3)	
PLAYERS	DATE/OPPONENT (INN.)	PLAYER (CAREER NO.)	DATE/OPPONENT	PLAYER (CAREER NO.)	DATE/OPPONENT	PLAYER (CAREER NO.)	DATE/OPPONENT (INN.)
Tyler Gentry & Logan Porter	4/5 vs. Toledo (6th)	Logan Porter (3rd)	4/5 vs. Toledo			Jakson Reetz (1st)	4/1 @ Indianapolis (5th)
		Freddy Fermin (4th)	4/8 vs. Toledo			Freddy Fermin (3rd)	4/8 vs. Toledo (3rd)
		Drew Waters (3rd)	5/21 vs. Toledo			Adeiny Hechavarria (3rd)	6/22 @ Rochester (4th)
		Nate Eaton (3rd)	6/17 vs. Columbus				

LEADOFF HOMERS (2)		INSIDE-THE PARK HOMERS (1)		PINCH-HIT HOMERS (0)		WALK-OFF HOMERS (0)	
PLAYER (CAREER NO.)	DATE/OPPONENT	PLAYER (CAREER NO.)	DATE/OPPONENT (INN.)	PLAYER (CAREER NO.)	DATE/OPPONENT (INN.)	PLAYER	DATE/OPPONENT
Samad Taylor (1st)	6/14 vs. Columbus	John Rave (1)	6/18 vs. Columbus (3rd)				
Nate Eaton (1st)	6/17 vs. Columbus						

HOME RUN SITUATION	# OF	DATE OF LAST	BATTER ('23 HR #)	PITCHER	COUNT	RUNNERS ON	OUTS	INNING	SCORE @ HR	FINAL
GO-AHEAD HOME RUN	28	June 18 vs. Columbus	Jermaine Palacios (1)	Joey Cantillo	1-1	1	2	▼ 2	2-0	W, 6-4
GAME-TYING HOME RUN	7	May 25 @ St. Paul	Nick Loftin (8)	Cody Laweryson	1-2	2	0	▲ 7	4-4	L, 8-6

NOTABLE OPPOSING HOME RUNS

BACK-TO-BACK HOMERS (3)		2-HOMER GAMES (2)		3-HOMER GAMES (1)		GRAND SLAMS (3)	
PLAYERS	DATE/OPPONENT (INN.)	PLAYER (CAREER NO.)	DATE/OPPONENT	PLAYER (CAREER NO.)	DATE/OPPONENT	PLAYER	DATE/OPPONENT (INN.)
Encarnacion-Strand & Benson	5/4 vs. Louisville (1st)	Jermaine Palacios (5)	5/17 vs. Toledo	Christian Encarnacion-Strand (1)	5/4 vs. Louisville	Andy Ibañez	April 6 vs. Toledo (3rd)
Jordan Walker & Moisés Gómez	5/31 vs. Memphis (6th)	Moisés Gómez (7)	5/31 vs. Memphis			Andrés Chaparro	May 9 @ Scranton/WB (7th)
Travis Blankenhorn & Matt Adams	6/22 @ Rochester (4th)					Jair Camargo	May 28 @ St. Paul (7th)

LEADOFF HOMERS (5)		INSIDE-THE PARK HOMERS (0)		PINCH-HIT HOMERS (0)		WALK-OFF HOMERS (2)	
PLAYER	DATE/OPPONENT	PLAYER	DATE/OPPONENT (INN.)	PLAYER	DATE/OPPONENT (INN.)	PLAYER	DATE/OPPONENT
Christopher Morel	4/14 @ Iowa					Michael Hermosillo	5/10 @ Scranton/WB
Forrest Wall	4/19 vs. Gwinnett					Ben Rortvedt	5/13 @ Scranton/WB
Michael Siani	5/3 vs. Louisville						
Michael Siani	5/5 vs. Louisville						
Nick Gonzales	6/9 @ Indianapolis						

AFTER-INNING RECORDS

LEADING TRAILING TIED

AFTER 1 INNING	13 - 7	9 - 10	14 - 16
AFTER 2 INNINGS	22 - 8	11 - 14	3 - 11
AFTER 3 INNINGS	22 - 9	7 - 18	7 - 6
AFTER 4 INNINGS	25 - 8	7 - 21	4 - 4
AFTER 5 INNINGS	26 - 7	7 - 23	3 - 3
AFTER 6 INNINGS	27 - 8	6 - 25	3 - 0
AFTER 7 INNINGS	29 - 6	5 - 25	2 - 2
AFTER 8 INNINGS	31 - 1	2 - 28	3 - 3

STORM CHASERS BIG INNINGS

DATE INNING RUNS

1. June 8 @ Indianapolis	Top 5th	10
2. June 17 vs. Columbus	Bottom 4th	7
May 17 vs. Toledo	Bottom 1st	7
April 2 @ Indianapolis	Top 8th	7
5. June 2 vs. Memphis	Bottom 5th	6
May 18 vs Toledo	Bottom 8th	6
April 8 vs. Toledo	Bottom 3rd	6
8.		

SCORE BY INNINGS

	1	2	3	4	5	6	7	8	9	10	11+	TOTAL
Omaha	51	37	46	43	63	38	41	46	37	1	1	404
Opponents	45	47	41	36	41	69	39	51	30	1	0	400
Difference	6	-10	5	7	22	-31	2	-5	7	0	1	4

SCORE BY INNINGS V. ROCHESTER

	1	2	3	4	5	6	7	8	9	10	11+	TOTAL
Omaha	0	3	0	4	0	5	5	1	1	0	0	19
Rochester	3	0	1	3	1	2	2	0	0	0	0	12
vs. Rochester Difference	-3	3	-1	1	-1	3	3	1	1	0	0	7

MULTI-RUN INNINGS

	2	3	4	5	6	7	8	9	10+	TOTAL
Storm Chasers	52	25	15	2	3	3	-	-	1	101
Opponents	52	24	10	5	4	2	1	1	-	99

RECORD BY RUNS SCORED/ALLOWED

RUNS	0	1	2	3	4	5	6	7	8	9	10	11	12	13+
SCORED	0 - 1	0 - 4	1 - 7	1 - 6	4 - 4	1 - 4	8 - 6	2 - 0	4 - 0	5 - 0	3 - 1	2 - 0	1 - 0	4 - 0
ALLOWED	1 - 0	4 - 0	6 - 0	5 - 0	5 - 6	2 - 3	4 - 42	1 - 3	3 - 5	2 - 5	0 - 2	0 - 0	0 - 2	0 - 3

RECORD BY MARGIN OF VICTORY/DEFEAT

1 Run	2 Runs	3 Runs	4 Runs	5 Runs	6 Runs	7 Runs	8 Runs	9 Runs	10+ Runs
6 - 8	8 - 4	3 - 6	8 - 3	5 - 3	0 - 4	0 - 2	3 - 0	2 - 0	1 - 3

2023 STORM CHASERS MONTH BY MONTH

HITTING

MONTH	AVG	G	AB	R	H	TB	2B	3B	HR	RBI	BB	IBB	SO	SB	CS	OBP	SLG	OPS	SAC	SF	HBP	GIDP	LOB
MARCH	.300	1	40	8	12	16	2	1	0	8	9	0	12	5	0	.429	.400	.829	0	0	0	0	14
APRIL	.250	24	799	124	200	352	49	2	33	118	99	0	204	38	8	.337	.441	.778	1	11	11	24	156
MAY	.269	26	885	148	238	386	53	7	27	131	120	0	218	58	13	.366	.436	.802	1	6	19	28	198
JUNE	.295	18	607	124	179	283	42	1	20	118	96	1	155	37	5	.393	.466	.859	4	12	10	16	136
JULY																							
AUGUST																							
SEPTEMBER																							
TOTAL	.270	69	2331	404	629	1037	146	11	80	375	324	1	589	138	26	.365	.445	.810	6	29	40	68	504

PITCHING

MONTH	W	L	ERA	G	GS	CG	SHO	GF	HLD	SV	SVO	IP	H	R	ER	HR	HB	BB	SO	WP	BK	WHIP	AVG
MARCH	1	0	6.00	1	1	0	0	1	0	1	1	9.0	11	6	6	1	1	2	7	0	1	1.44	.297
APRIL	9	15	5.65	24	24	0	0	24	11	3	7	212.0	238	149	133	30	17	104	198	16	2	1.61	.284
MAY	12	14	5.61	26	26	0	1	26	17	6	12	229.1	247	162	143	46	15	126	235	13	1	1.63	.278
JUNE	14	4	4.39	18	18	0	0	18	14	5	9	162.0	145	83	79	18	5	92	168	11	1	1.46	.237
JULY																							
AUGUST																							
SEPTEMBER																							
TOTAL	36	33	5.31	69	69	0	1	69	42	15	29	612.1	641	400	361	95	38	324	608	40	5	1.58	.270

2023 WALK-OFF TRACKER (1 FOR, 5 AGAINST)

GAME #	DATE	OPPONENT	FINAL (INN.)	PLAYER	WINNING RUN	PITCHER	HOW	OUTS	COUNT
23	April 28	@ Nashville	L, 4-3 (9)	Brian Navarreto	Skye Bolt	Josh Dye	Throwing error by 3B Maikel Garcia	2	1-0
24	April 29	@ Nashville	L, 6-5 (10)	Keston Hiura	Eddy Alvarez	Evan Sisk	Infield single to SS Angelo Castellano	1	2-1
33	May 10	@ Scranton/WB	L, 4-3 (9)	Michael Hermosillo	Dylan Coleman	Dylan Coleman	Solo home run to LF	0	2-1
36	May 13	@ Scranton/WB	L, 8-6 (9)	Ben Rortvedt	Estevan Florial	Brooks Kriske	3-run home run to RCF	1	2-2
45	May 24	@ Toledo	L, 6-5 (9)	Jose Miranda	Andrew Stevenson	Brooks Kriske	RBI single to LF	0	1-1
53	June 2	vs. Memphis	W, 10-9 (10)	Dairon Blanco	Brewer Hicklen	Jake Walsh	Sacrifice fly to RF	1	2-2

Bold Indicates Omaha Walk-Off Win

2023 STORM CHASERS EJECTIONS (5)

DATE	INNING	WHO (POSITION) / # IN 2023	WHY	UMPIRE (POSITION)
1. April 21 vs. Gwinnett	▼ 6	Mike Jirschele (Manager) / 1st	Balls/Strikes	Takahito Matsuda (Home Plate)
2. April 21 vs. Gwinnett	▲ 7	Dane Johnson (Pitching Coach) / 1st	Balk	Takahito Matsuda (Home Plate)
3. April 21 vs. Gwinnett	▼ 8	CJ Alexander (Designated Hitter) / 1st	Balls/Strikes	Takahito Matsuda (Home Plate)
4. May 11 @ Scranton/WB	▼ 9	Mike Jirschele (Manager) / 2nd	Hit By Pitch	Robert Nunez (Home Plate)
5. June 20 @ Rochester	▼ 6	Mike Jirschele (Manager) / 3rd	Fair/Foul on Home Run	Steven Jaschinski (Home Plate)

ABS CHALLENGE TRACKER (26-FOR-70 / 37.1%)

#	GM # - DATE	OPPONENT	PLAYER CHALLENGING	POSITION	INNING	CALL (COUNT)	OVERTURNED?	PLAY RESULT (COUNT)	OPPONENT	UMPIRE
1.	23 - April 28	@ Nashville	Logan Porter	Catcher	▼ 6	Ball (0-0)	No	Lineout, L9 (1-1)	Thomas Pannone (P)	Paul Clemons
2.	23 - April 28	@ Nashville	Maikel Garcia	Batter	▲ 8	Strike (1-0)	No	Groundout, 5-4 (1-1)	Thomas Pannone (P)	Paul Clemons
3.	29 - May 5	vs. Louisville	Jakson Reetz	Catcher	▲ 8	Ball (0-0)	No	Walk (3-0)	Chuckie Robinson (C)	Tyler Jones
4.	29 - May 5	vs. Louisville	Jakson Reetz	Catcher	▲ 9	Ball (1-0)	No	Strikeout Looking (2-2)	T.J. Hopkins (LF)	Tyler Jones
5.	31 - May 7	vs. Louisville	Dairon Blanco	Batter	▼ 2	Strike (3-2)	No	Strikeout Looking (3-2)	Andrew Abbott (P)	Randy Rosenberg
6.	31 - May 7	vs. Louisville	Brewer Hicklen	Batter	▼ 3	Strike (3-2)	YES	Walk (3-2)	Andrew Abbott (P)	Randy Rosenberg
7.	31 - May 7	vs. Louisville	Jakson Reetz	Catcher	▲ 4	Ball (3-2)	No	Walk (3-2)	Nick Martini (RF)	Randy Rosenberg
8.	31 - May 12	@ Scranton/WB	Jakson Reetz	Catcher	▼ 5	Ball (0-0)	YES	Lineout, L9 (0-2)	Carlos Narvaez (C)	Randy Rosenberg
10.	35 - May 12	@ Scranton/WB	Jakson Reetz	Catcher	▼ 7	Ball (2-1)	YES	Strikeout Looking (2-2)	Jamie Westbrook (2B)	Dillon Wilson
11.	35 - May 12	@ Scranton/WB	Jakson Reetz	Batter	▲ 8	Strike (1-1)	No	Strikeout Swinging (1-2)	Matt Bowman (P)	Dillon Wilson
12.	35 - May 12	@ Scranton/WB	Nick Wittgren	Pitcher	▼ 9	Ball (2-1)	No	Walk (3-2)	Jesus Bastidas (SS)	Dillon Wilson
13.	36 - May 13	@ Scranton/WB	Jackson Kowar	Pitcher	▼ 9	Ball (3-2)	No	Walk (3-2)	Billy McKinney (CF)	Raul Moreno
14.	36 - May 13	@ Scranton/WB	Logan Porter	Catcher	▼ 9	Ball (0-0)	No	Home Run (2-2)	Ben Rortvedt (C)	Raul Moreno
15.	37 - May 14	@ Scranton/WB	Jakson Reetz	Catcher	▼ 3	Ball (3-2)	No	Walk (3-2)	Andres Chaparro (3B)	Robert Nunez
16.	37 - May 14	@ Scranton/WB	Jakson Reetz	Catcher	▼ 5	Ball (3-2)	No	Walk (3-2)	Elijah Dunham (LF)	Robert Nunez
17.	37 - May 14	@ Scranton/WB	Jakson Reetz	Catcher	▼ 7	Ball (2-2)	YES	Strikeout Looking (2-2)	Franchy Cordero (RF)	Robert Nunez
18.	37 - May 14	@ Scranton/WB	Jakson Reetz	Catcher	▲ 8	Ball (1-1)	No	Single (1-1)	Estevan Florial (CF)	Robert Nunez
19.	41 - May 19	vs. Toledo	Daniel Mengden	Pitcher	▲ 5	Ball (1-0)	No	Flyout, F8 (2-0)	Corey Joyce (SS)	John Bacon
20.	42 - May 20	vs. Toledo	Jakson Reetz	Batter	▲ 2	Ball (2-2)	YES	Strikeout Looking (2-2)	Donny Sands (C)	Jhonatan Biarreta
21.	42 - May 20	vs. Toledo	Jakson Reetz	Catcher	▲ 3	Ball (1-1)	YES	Groundout, 5-3 (1-2)	Justin-Henry Malloy (3B)	Jhonatan Biarreta
22.	42 - May 20	vs. Toledo	Jakson Reetz	Batter	▲ 3	Strike (2-2)	No	Strikeout Looking (2-2)	Reese Olson (P)	Jhonatan Biarreta
23.	42 - May 20	vs. Toledo	Jakson Reetz	Catcher	▲ 6	Ball (2-0)	No	RBI Walk (3-2)	Justin-Henry Malloy (3B)	Jhonatan Biarreta
24.	42 - May 20	vs. Toledo	Jakson Reetz	Catcher	▲ 6	Ball (3-0)	YES	RBI Walk (3-2)	Justin-Henry Malloy (3B)	Jhonatan Biarreta
25.	42 - May 20	vs. Toledo	Jakson Reetz	Catcher	▲ 7	Ball (0-0)	No	Single (3-1)	Andre Lipcius (LF)	Jhonatan Biarreta
26.	43 - May 21	vs. Toledo	Jakson Reetz	Catcher	▲ 2	Ball (0-1)	YES	Walk (3-2)	Donny Sands (C)	Kelvis Velez
27.	43 - May 21	vs. Toledo	Angelo Castellano	Batter	▼ 4	Strike (0-1)	YES	Flyout, F8 (2-2)	Ashton Goudeau (P)	Kelvis Velez
28.	43 - May 21	vs. Toledo	Jakson Reetz	Catcher	▲ 5	Ball (0-0)	No	Hit By Pitch (1-2)	Donny Sands (C)	Kelvis Velez
29.	43 - May 21	vs. Toledo	Brewer Hicklen	Batter	▲ 5	Strike (1-0)	YES	Lineout, L7 (2-1)	Seth Elledge (P)	Kelvis Velez
30.	43 - May 21	vs. Toledo	Jakson Reetz	Catcher	▲ 6	Ball (1-1)	No	Lineout, L6 (2-2)	Justin-Henry Malloy (DH)	Kelvis Velez
31.	43 - May 21	vs. Toledo	Dairon Blanco	Batter	▼ 6	Strike (3-2)	YES	Walk (3-2)	Seth Elledge (P)	Kelvis Velez
32.	43 - May 21	vs. Toledo	Drew Waters	Batter	▼ 6	Strike (0-2)	YES	Double (1-2)	Seth Elledge (P)	Kelvis Velez
33.	43 - May 21	vs. Toledo	Logan Porter	Batter	▼ 6	Strike (1-1)	YES	Walk (3-2)	Braden Bristo (P)	Kelvis Velez
34.	43 - May 21	vs. Toledo	Jakson Reetz	Catcher	▲ 9	Ball (1-0)	YES	Double Play, 5-4-3 (2-2)	Donny Sands (C)	Kelvis Velez
35.	47 - May 26	@ St. Paul	Jakson Reetz	Catcher	▼ 4	Ball (0-1)	No	Lineout, L5 (1-1)	Chris Williams (DH)	Derek Thomas
36.	47 - May 26	@ St. Paul	Jakson Reetz	Catcher	▼ 6	Ball (3-1)	YES	Strikeout Swinging (3-2)	Chris Williams (DH)	Derek Thomas
37.	47 - May 26	@ St. Paul	Jakson Reetz	Catcher	▼ 6	Ball (0-0)	YES	Groundout, 1-3 (0-1)	Andrew Bechtold (3B)	Derek Thomas
38.	47 - May 26	@ St. Paul	Jakson Reetz	Catcher	▼ 8	Ball (2-2)	No	Double (2-0)	Herman Perez (LF)	Derek Thomas
39.	47 - May 26	@ St. Paul	Jakson Reetz	Catcher	▼ 8	Ball (1-0)	No	Double (2-0)	Andrew Stevenson (CF)	Darius Ghani
40.	48 - May 27	@ St. Paul	Logan Porter	Catcher	▼ 4	Ball (1-2)	No	Flyout, F6 (2-2)	Andrew Stevenson (CF)	Darius Ghani
41.	48 - May 27	@ St. Paul	Jonah Dipoto	Pitcher	▼ 5	Ball (1-0)	YES	Strikeout Swinging (2-2)	Andrew Bechtold (2B)	Darius Ghani
42.	48 - May 27	@ St. Paul	Logan Porter	Catcher	▼ 8	Ball (0-0)	No	Fielder's Choice, 6-4 (1-1)	Andrew Stevenson (CF)	Darius Ghani
43.	49 - May 28	@ St. Paul	Jakson Reetz	Catcher	▼ 3	Ball (0-0)	No	Single (2-2)	Jair Camargo (DH)	Mike Rains
44.	49 - May 28	@ St. Paul	Jakson Reetz	Catcher	▼ 5	Ball (0-0)	YES	Strikeout Swinging (0-2)	Alex De Gotti (2B)	Mike Rains
45.	49 - May 28	@ St. Paul	Tyler Gentry	Batter	▼ 7	Strike (1-2)	No	Strikeout Looking (1-2)	Josh Winder (P)	Mike Rains
46.	49 - May 28	@ St. Paul	Jakson Reetz	Catcher	▼ 7	Ball (1-1)	No	Walk (3-2)	Ryan LaMarre (RF)	Mike Rains
47.	53 - June 2	vs. Memphis	Tucker Bradley	Batter	▼ 5	Strike (1-2)	No	Walk (3-2)	Andrew Suarez (P)	Paul Clemons
48.	53 - June 2	vs. Memphis	Brewer Hicklen	Batter	▼ 5	Strike (1-1)	No	Strikeout Swinging (1-2)	Jake Walsh (P)	Paul Clemons
49.	54 - June 3	vs. Memphis	Jakson Reetz	Catcher	▼ 1	Ball (1-0)	No	Single (2-0)	Daylor Motter (1B)	Cody Clark
50.	54 - June 3	vs. Memphis	Samad Taylor	Batter	▼ 6	Strike (0-1)	No	Strikeout Swinging (0-2)	Zack Thompson (P)	Cody Clark
51.	54 - June 3	vs. Memphis	Jakson Reetz	Catcher	▲ 7	Ball (2-2)	No	Strikeout Looking (3-2)	Aaron Antonini (DH)	Cody Clark
52.	55 - June 4	vs. Memphis	CJ Alexander	Batter	▲ 9	Strike (0-0)	No	Double Play, 6-4-3 (2-2)	Grant Black (P)	Mark Bass
53.	55 - June 4	vs. Memphis	Logan Porter	Catcher	▲ 6	Ball (0-0)	YES	Groundout, 6-3 (2-2)	Juniel Querecuto (CF)	Mark Bass
54.	55 - June 4	vs. Memphis	Jonah Dipoto	Pitcher	▲ 9	Ball (2-2)	No	RBI Walk (3-2)	Erol Robinson (3B)	Mark Bass
55.	59 - June 9	@ Indianapolis	Logan Porter	Batter	▲ 3	Strike (0-0)	YES	Flyout, F9 (2-1)	Kent Emanuel (P)	Lew Williams III
56.	59 - June 9	@ Indianapolis	Jakson Reetz	Catcher	▼ 7	Ball (0-1)	YES	Strikeout Swinging (0-2)	Nick Gonzales (2B)	Lew Williams III
57.	59 - June 9	@ Indianapolis	Jakson Reetz	Catcher	▼ 9	Ball (0-0)	YES	Strikeout Swinging (0-2)	Ryan Vilade (CF)	Lew Williams III
58.	59 - June 9	@ Indianapolis	Jakson Reetz	Catcher	▼ 9	Ball (0-0)	No	Fielder's Choice, 5-4 (1-0)	Henry Davis (RF)	Lew Williams III
59.	60 - June 10	@ Indianapolis	Samad Taylor	Batter	▲ 3	Strike (2-1)	No	Walk (3-2)	Ryan Borucki (P)	Sam Burch
60.	60 - June 10	@ Indianapolis	Brewer Hicklen	Batter	▲ 4	Strike (1-1)	No	Strikeout Swinging (1-2)	Ryan Borucki (P)	Sam Burch
61.	60 - June 10	@ Indianapolis	Jakson Reetz	Batter	▲ 7	Strike (0-2)	YES	Groundout, 6-3 (2-2)	Tyler Chatwood (P)	Sam Burch
62.	60 - June 10	@ Indianapolis	Jakson Reetz	Catcher	▼ 7	Ball (3-2)	No	Walk (3-2)	Chris Owens (SS)	Sam Burch
63.	64 - June 16	vs. Columbus	Jose Briceño	Catcher	▲ 6	Ball (2-2)	No	Double Play, 4-6-3 (3-2)	Zack Collins (C)	Dexter Kelley
64.	65 - June 17	vs. Columbus	Adeiny Hechavarria	Batter	▼ 4	Strike (3-1)	YES	Walk (3-1)	Luis Oyiedro (P)	Luis Hernandez
65.	65 - June 17	vs. Columbus	Logan Porter	Catcher	▲ 6	Ball (1-0)	No	Home Run (2-1)	Oscar Gonzalez (LF)	Luis Hernandez
66.	65 - June 17	vs. Columbus	Jose Briceño	Batter	▼ 6	Strike (1-2)	No	Strikeout Looking (1-2)	Michael Kelly (P)	Luis Hernandez
67.	65 - June 17	vs. Columbus	Logan Porter	Catcher	▲ 7	Ball (1-1)	YES	Single (1-2)	George Valera (RF)	Luis Hernandez
68.	66 - June 18	vs. Columbus	James McArthur	Pitcher	▲ 1	Ball (0-1)	No	Single (3-2)	Oscar Gonzalez (LF)	Jose Matamoros
69.	66 - June 18	vs. Columbus	Jose Briceño	Catcher	▲ 1	Ball (0-0)	No	Walk (3-0)	George Valera (RF)	Jose Matamoros
70.	66 - June 18	vs. Columbus	Jose Briceño	Catcher	▲ 8	Ball (1-0)	YES	Groundout, 4-3 (2-2)	Jhonkensy Noel (1B)	Jose Matamoros

ABS CHALLENGES BY PLAYER

HITTERS - 41% (9-FOR-22)	TOTAL CHALLENGES	SUCCESSFUL CHALLENGES	SUCCESS RATE (%)
CJ Alexander	1	0	0%
Dairon Blanco	2	1	50%
Tucker Bradley	1	0	0%
Jose Briceño	1	0	0%
Angelo Castellano	1	1	100%
Maikel Garcia	1	0	0%
Tyler Gentry	1	0	0%
Adeiny Hechavarria	1	1	100%
Brewer Hicklen	4	2	50%
Logan Porter	3	2	67%
Jakson Reetz	3	1	33%
Samad Taylor	2	1	50%
Drew Waters	1	1	100%

CATCHERS - 38% (16-FOR-42)	TOTAL CHALLENGES	SUCCESSFUL CHALLENGES	SUCCESS RATE (%)
Jose Briceño	3	1	33%
Logan Porter	7	2	29%
Jakson Reetz	32	13	41%

PITCHERS - 17% (1-FOR-6)	TOTAL CHALLENGES	SUCCESSFUL CHALLENGES	SUCCESS RATE (%)
Jonah Dipoto	2	1	50%
Jackson Kowar	1	0	0%
James McArthur	1	0	0%
Daniel Mengden	1	0	0%
Nick Wittgren	1	0	0%

ABS CHALLENGES BY GAME

DATE	TOTAL	SUCCESSFUL	SUCCESS RATE (%)	DATE	TOTAL	SUCCESSFUL	SUCCESS RATE (%)
April 28	2	0	0%	June 2	2	0	0%
May 5	2	0	0%	June 3	3	0	0%
May 6	0	0	-	June 4	3	1	33%
May 7	4	1	25%	June 9	4	3	75%
May 12	4	2	50%	June 10	4	1	25%
May 13	2	0	0%	June 16	1	0	0%
May 14	4	1	25%	June 17	4	2	50%
May 19	1	0	0%	June 18	3	1	33%
May 20	6	3	50%	June 23			
May 21	9	7	78%	June 24			
May 26	5	2	40%	June 25			
May 27	3	1	33%				
May 28	4	1	25%				

ABS CHALLENGES BY COUNT

COUNT	TOTAL CHALLENGES	SUCCESSFUL CHALLENGES	SUCCESS RATE (%)
0-0 Count	14	4	29%
0-1 Count	8	4	50%
0-2 Count	2	2	100%
1-0 Count	10	4	40%
1-1 Count	9	4	44%
1-2 Count	4	0	0%
2-0 Count	1	0	0%
2-1 Count	3	1	33%
2-2 Count	7	2	29%
3-0 Count	1	1	100%
3-1 Count	2	2	100%
3-2 Count	9	2	22%

ABS CHALLENGES BY INNING

INNING	CHALLENGES	SUCCESSFUL CHALLENGES	SUCCESS RATE (%)
1st Inning	1	0	0%
2nd Inning	4	2	50%
3rd Inning	8	3	38%
4th Inning	7	2	29%
5th Inning	9	4	44%
6th Inning	14	7	50%
7th Inning	10	5	50%
8th Inning	7	1	14%
9th Inning	10	2	20%
Extras	0	-	-



PITCHING

vs. Left-Handed Starter	12-10
vs. Right-Handed Starter	24-23
WITH Left-Handed Starter	15-13
WITH Right-Handed Starter	21-20

0-4 strikeouts	1-1
5-9 strikeouts	21-20
10+ strikeouts	14-12

0 runs of support	0-11
1-4 runs of support	23-19
5-9 runs of support	11-4
10+ runs of support	2-0

SCORING

1-Run Games	6-8
2-Run Games	8-4
3-4-Run Games	11-9
5+ Run Games	11-12

Extra Innings	2-1
Shutouts	1-1
Doubleheaders	

Scoring 0-2 Runs	1-12
3-5 Runs	6-14
6-9 Runs	19-6
10+ Runs	10-1

Opponent 0-2 Runs	12-0
3-5 Runs	13-9
6-9 Runs	11-17
10+ Runs	0-7

Scored in 1st Inning	16-9
Opponent scored in 1st	15-13
Scores first	19-13
Opponent scores first	17-20

HITTING

Omaha 0-5 hits	3-8
6-9 hits	7-16
10+ hits	26-9

Opponent 0-5 hits	4-2
6-9 hits	21-10
10+ hits	11-21

Out-hit opponent	25-8
Out-hit by opponent	8-22
Hits are tied	3-3

Hit 0 home runs	8-14
1 home run	14-13
2 home runs	6-4
3+ home runs	8-2

Opponent hit 0 home runs	4-6
1 home run	13-11
2 home runs	7-7
3+ home runs	2-9

Leave 0-5 runners on base	8-11
6-9 on base	22-17
10+ on base	6-5

Opponent leaves 0-5 runners on base	4-6
6-9 on base	18-21
10+ on base	14-6

Steals 0 bases	8-13
1 base	3-4
2 bases	10-9
3+ bases	15-7

Opponent steals 0 bases	13-14
1 base	14-12
2 bases	8-5
3+ bases	2-4

FIELDING

Made 0 errors	23-10
1 error	8-15
2 errors	3-5
3+ errors	2-3

Opponent made 0 errors	15-13
1 error	10-13
2 errors	6-6
3+ errors	4-1

LONGEST WIN STREAK

LONGEST LOSING STREAK	5 Games
LONGEST HOME WINNING STREAK	6 Games
LONGEST HOME LOSING STREAK	3 Games (3x)
LONGEST ROAD WINNING STREAK	5 Games (2x)
LONGEST ROAD LOSING STREAK	2 Games (5x)
LARGEST MARGIN OF VICTORY	11 Runs
LARGEST MARGIN OF DEFEAT	13 Runs (2x)
LONGEST GAME, INNINGS	11 Innings
LONGEST GAME, TIME	3:23
LONGEST 9-INNING GAME, TIME	3:16
SHORTEST 9-INNING GAME, TIME	2:14 (2x)
SHORTEST GAME, TIME	2:14 (2x)
LARGEST COMEBACK WIN	6 Runs, After 4th
LARGEST MARGIN OF LEAD SURRENDERED (LOSS)	5 Runs, After 7th
MOST ERRORS, TEAM	3 (3x)
MOST ERRORS, PLAYER	3, Angelo Castellano
LARGEST CROWD, HOME	6,882
LARGEST CROWD, ROAD	9,833
WARMEST FIRST PITCH	88 Degrees
COLDEST FIRST PITCH	35 Degrees

MOST RUNS SCORED, GAME

MOST RUNS SCORED, INNING	10, 5th Inning
MOST CONSECUTIVE INNINGS SCORED	5 (2x)
FEWEST HITS, GAME	2
MOST HITS, GAME	18
MOST DOUBLES, GAME	7
MOST TRIPLES, GAME	1 (11x)
MOST HOME RUNS, GAME	4 (3x)
MOST EXTRA-BASE HITS, GAME	10
MOST RBI, GAME	15
MOST RUNNERS LOB, GAME	15
MOST TOTAL BASES, GAME	34
MOST WALKS, GAME	11 (2x)
MOST STRIKEOUTS, GAME	16
FEWEST STRIKEOUTS, GAME	4
MOST STOLEN BASES, GAME	7
MOST HIT BY PITCHES	4

MOST RUNS, GAME

MOST HITS, GAME	4 (8x)
MOST DOUBLES, GAME	2 (10x)
MOST TRIPLES, GAME	1 (11x)
MOST HOME RUNS, GAME	2 (4x)
MOST RBI, GAME	6, Freddy Fermin
MOST WALKS, GAME	3 (13x)
MOST STRIKEOUTS, GAME	4 (4x)
MOST STOLEN BASES, GAME ^	4 (2x)
MOST HIT BY PITCHES, GAME	2 (2x)

MOST RUNS ALLOWED, GAME

MOST RUNS ALLOWED, INNING	9, 7th Inning
FEWEST HITS ALLOWED, GAME	3
MOST HITS ALLOWED, GAME	18
FEWEST STRIKEOUTS, GAME	3
MOST STRIKEOUTS, GAME	15
FEWEST WALKS ALLOWED, GAME	1 (5x)
MOST WALKS ALLOWED, GAME	11
MOST HOME RUNS ALLOWED, GAME	6 (2x)

MOST RUNS ALLOWED, GAME

MOST EARNED RUNS ALLOWED, GAME ^	11, Jonathan Heasley
FEWEST HITS ALLOWED, GAME (STARTER)	1 (4x)
MOST HITS ALLOWED, GAME	11, Jonathan Heasley
MOST HOME RUNS ALLOWED, GAME ^	5 (2x)
MOST STRIKEOUTS	8 (3x)
MOST CONSECUTIVE STRIKEOUTS	4, Jonathan Heasley
MOST WALKS ALLOWED, GAME	5 (2x)
MOST HIT BATTERS, GAME	2 (3x)
MOST INNINGS PITCHED, STARTER	7.0, Jonathan Heasley
MOST PITCHES THROWN, STARTER	104, Jonathan Heasley
MOST INNINGS PITCHED, RELIEVER	4.1, Jonathan Heasley
MOST PITCHES THROWN, RELIEVER	78, Jonathan Heasley

^ Indicates Storm Chasers Record Tied

TEAM HIGHS

11 Games *	June 6 - June 18
5 Games	April 18 - April 22
6 Games	June 13 - June 18
3 Games (3x)	Last: June 13 - June 15
5 Games (2x)	Last: June 6 - June 10
2 Games (5x)	Last: May 27 - May 28
11 Runs	4/1 @ Indianapolis (12-1 Win)
13 Runs (2x)	Last: 5/27 @ St. Paul (14-1 Loss)
11 Innings	5/11 @ Scranton/Wilkes-Barre (4-3 Win)
3:23	6/2 vs. Memphis (10-9 Win, 10 Innings)
3:16	4/14 @ Iowa (11-8 Win)
2:14 (2x)	Last: 5/5 vs. Louisville (6-2 Win)
2:14 (2x)	Last: 5/5 vs. Louisville (6-2 Win)
6 Runs, After 4th	5/6 vs. Louisville (11-9 Win)
5 Runs, After 7th	6/4 vs. Memphis (6-5 Loss)
3 (3x)	Last: 4/23 vs. Gwinnett (5-3 Win)
3, Angelo Castellano	5/27 @ St. Paul (14-1 Loss)
6,882	5/20 vs. Toledo (4-1 Loss)
9,833	4/29 @ Nashville (6-5 Loss, 10 Innings)
88 Degrees	6/3 vs. Memphis (4-2 Loss)
35 Degrees	4/5 vs. Toledo (7-6 Loss)

OFFENSIVE HIGHS

16	5/17 vs. Toledo (16-8 Win)
10, 5th Inning	6/8 @ Indianapolis (15-7 Win)
5 (2x)	Last: 4th-8th Innings, 5/17 vs. Toledo (16-8 Win)
2	5/20 vs. Toledo (4-1 Loss)
18	5/17 vs. Toledo (16-8 Win)
7	5/17 vs. Toledo (16-8 Win)
1 (11x)	Last: 6/15 vs. Columbus (4-2 Win)
4 (3x)	Last: 5/21 vs. Toledo (8-6 Win)
10	5/17 vs. Toledo (16-8 Win)
15	5/17 vs. Toledo (16-8 Win)
15	5/16 vs. Toledo (9-2 Loss)
34	5/17 vs. Toledo (16-8 Win)
11 (2x)	Last: 6/8 @ Indianapolis (15-7 Win)
16	5/20 vs. Toledo (4-1 Loss)
4	4/13 @ Iowa (14-1 Loss)
7	5/26 @ St. Paul (6-4 Win)
4	5/6 vs. Louisville (11-9 Win)

INDIVIDUAL OFFENSIVE HIGHS

3 (11x)	Last: Nate Eaton, 6/17 vs. Columbus (13-4 Win)
4 (8x)	Last: John Rave, 6/18 vs. Columbus (6-4 Win)
2 (10x)	Last: Tucker Bradley, 6/22 @ Rochester (8-4 Win)
1 (11x)	Last: John Rave, 6/15 vs. Columbus (4-2 Win)
2 (4x)	Last: Nate Eaton, 6/17 vs. Columbus (13-4 Win)
6, Freddy Fermin	4/8 vs. Toledo (13-8 Win)
3 (13x)	Last: Clay Dungan, 6/20 @ Rochester (5-4 Loss)
4 (4x)	Last: Jermaine Palacios, 6/22 @ Rochester (8-4 Win)
4 (2x)	Last: Dairon Blanco, 5/25 @ St. Paul (8-6 Loss)
2 (2x)	Last: Dairon Blanco, 5/25 @ St. Paul (8-6 Loss)

PITCHING HIGHS

14 (3x)	Last: 5/27 @ St. Paul (14-1 Loss)
9, 7th Inning	5/28 @ St. Paul (10-6 Loss)
3	5/18 vs. Toledo (9-0 Win)
18	5/9 @ Scranton/Wilkes-Barre (14-2 Loss)
3	4/18 vs. Gwinnett (4-1 Loss)
15	5/11 @ Scranton/Wilkes-Barre (4-3 Win, 11 Innings)
1 (5x)	Last: 6/15 vs. Columbus (4-2 Win)
11	6/1 vs. Memphis (12-6 Loss)
6 (2x)	Last: 5/31 vs. Memphis (9-4 Loss)

INDIVIDUAL PITCHING HIGHS

11, Jonathan Heasley	4/13 @ Iowa (14-1 Loss)
11, Jonathan Heasley	4/13 @ Iowa (14-1 Loss)
1 (4x)	Last: Drew Parrish (4.0 IP), 5/20 vs. Toledo (4-1 Loss)
11, Jonathan Heasley	5/21 vs. Toledo (8-6 Win)
5 (2x)	Last: Austin Cox, 5/31 vs. Memphis (9-4 Loss)
8 (3x)	Last: Max Castillo, 6/9 @ Indianapolis (6-2 Loss)
4, Jonathan Heasley	6/7 @ Indianapolis (9-7 Win)
5 (2x)	Last: Jonathan Heasley, 6/18 vs. Columbus (6-4 Win)
2 (3x)	Last: James McArthur, 5/20 vs. Toledo (4-1 Loss)
7.0, Jonathan Heasley	4/19 vs. Gwinnett (6-2 Loss)
104, Jonathan Heasley	4/25 @ Nashville (8-3 Loss)
4.1, Jonathan Heasley	6/18 vs. Columbus (6-4 Win)
78, Jonathan Heasley	6/18 vs. Columbus (6-4 Win)

* Indicates Storm Chasers Record Set

STATCAST LEADERS

LONGEST MEASURED HOMER DISTANCE (TOP 5)			HIGHEST BATTED BALL EXIT VELOCITY (TOP 5)			HIGHEST PITCH VELOCITY (TOP 5)			HIGHEST PITCH SPIN RATE (TOP 5)		
Player	Distance (Pitcher)	Date	Player	Exit Velo (Batted Ball Type)	Date	Player	Pitch Velo (Pitch Result)	Date	Player	Spin Rate (Pitch Type)	Date
Tyler Gentry	471 (2-Run off Connor Thomas)	5/30 vs. MEM	CJ Alexander	115.3 (Double vs. Reese Olson)	4/7 vs. TOL	Will Klein	100.7 (Richie Martin, Foul Ball)	6/21 @ ROC	Josh Dye	3,329 (81.2mph Changeup vs. Joe Hudson)	4/21 vs. GWN
Dairon Blanco	455 (Solo off Simeon Woods Richardson)	5/23 @ STP	Drew Waters	111.8 (Double vs. Sam Clay)	5/19 vs. TOL	Will Klein	100.2 (Zack Collins, Strikeout)	6/14 vs. COL	Jon Heasley	3,090 (93.8mph 45-Fastball vs. Abraham Toro)	4/30 @ NAS
Brewer Hicklen	443 (3-Run off Miguel Diaz)	5/18 vs. TOL	Brewer Hicklen	111.7 (Single vs. Kent Emanuel)	6/9 @ IND	Will Klein	100.2 (Richie Martin, Foul Ball)	6/21 @ ROC	Josh Staumont	3,058 (81.0mph Curveball vs. Miguel Andujar)	3/31 @ IND
Nick Loftin	433 (3-Run off Brent Headrick)	5/24 @ STP	Brewer Hicklen	110.6 (Lineout vs. Cody Bolton)	6/10 @ IND	Will Klein	99.3 (Franmil Reyes, Strikeout)	6/21 @ ROC	Jonah Dipoto	3,010 (80.5mph Curveball vs. Kramer Robertson)	5/31 vs. MEM
Freddy Fermin	431 3-Run off Hunter Stratton)	6/10 @ IND	Brewer Hicklen	110.4 (Double vs. Robert Gasser)	4/30 @ NAS	Jackson Kowar	99.3 (Justin Dean, Ball)	4/18 vs. GWN	Jonah Dipoto	3,008 (80.8mph Slider vs. Masyn Winn)	5/31 vs. MEM



THE LAST TIME OMAHA...

THREW A PERFECT GAME.....
THREW A 9-INNING NO-HITTER.....6/20/1988 vs. Columbus (Luis Aquino, 2-0 win)
THREW A 7-INNING NO-HITTER.....7/13/1990 @ Iowa [G1] (Gene Walter, 3-0 win)
THREW A COMBINED NO-HITTER.....4/17/1997 vs. Oklahoma City (Jim Converse and Allen McMill, 2-0 win)

THREW A COMBINED 1-HITTER (9 Innings).....8/26/2019 vs. Nashville (5-0 Win)
Pitchers: Arnaldo Hernandez (8.0 IP), Gabe Speier (1.0 IP)
THREW A COMBINED 1-HITTER (7 Innings).....
THREW A COMBINED 2-HITTER (9 Innings).....6/12/2022 vs. Lehigh Valley (10-0 Win)
Pitchers: Zack Grelenke (5.0 IP), Andrés Núñez (1.0 IP), Marcelo Martínez (2.0 IP) & Brad Peacock (1.0 IP)
THREW A COMBINED 2-HITTER (7 Innings).....
GOT NO-HIT (9 INNINGS).....June 7, 2017 vs. Nashville (4-0 Loss)
Pitchers: Chris Smith, Sean Doolittle, Tucker Healy and Simon Castro,

GOT NO-HIT (LESS THAN 9 INNINGS).....
GOT 1-HIT.....8/15/2021 vs. Iowa (10-0 Loss)
GOT 2-HIT.....5/20/2023 vs. Toledo (4-1 Loss)

THREW A COMBINED 9-INNING SHUTOUT.....5/18/2023 vs. Toledo (9-0 Win)
Pitchers: Austin Cox (5.0 IP), Evan Sisk (1.0 IP), Dylan Coleman (1.0 IP), Collin Snider (1.0 IP), Nick Wittgren (1.0 IP)
THREW SHUTOUTS IN 3 STRAIGHT GAMES.....8/7/2018 vs. Salt Lake and 8/9 and 8/10/2018 @ Round Rock (5-0, 9-0, 2-0)
THREW BACK-TO-BACK SHUTOUTS.....8/9 and 8/10/2018 @ Round Rock (9-0 Win & 2-0 Win)
GOT SHUT OUT (9 INNINGS).....4/26/2023 @ Nashville (5-0 Loss)
GOT SHUT OUT IN BACK-TO-BACK GAMES.....7/23 and 7/24/2022 vs. Iowa (10-0 Loss, 7-0 Loss)
GOT SHUT OUT IN 3 STRAIGHT GAMES.....N/A (Since 2005)
GOT SHUT OUT (LESS THAN 9 INNINGS).....5/28, 2022 @ Louisville [G2] (3-0 Loss)

HAD A 11-GAME WINNING STREAK.....June 6 to June 18, 2023
HAD A 10-GAME WINNING STREAK.....June 5 to June 16, 2012
HAD A 9-GAME WINNING STREAK.....May 22 to June 1, 2021
HAD A 8-GAME WINNING STREAK.....May 23 to May 30, 2010
HAD A 7-GAME WINNING STREAK.....July 21 to July 26, 2015
HAD A 6-GAME WINNING STREAK.....August 25 to August 31, 2021

LOST 10 GAMES IN A ROW.....August 6 to August 16, 2006
LOST 8 GAMES IN A ROW.....June 6 to June 14, 2016
LOST 7 GAMES IN A ROW.....April 20 to April 28, 2019
LOST 6 GAMES IN A ROW.....May 4 to May 9, 2018

STRUCK OUT 19+ OPPOSING HITTERS.....5/6/2021 vs. St. Paul (19)
STRUCK OUT 17+ OPPOSING HITTERS.....5/6/2021 vs. St. Paul (19)
STRUCK OUT 15+ OPPOSING HITTERS.....5/11/2023 @ Scranton/Wilkes-Barre (15)
STRUCK OUT 10+ OPPOSING HITTERS.....6/20/2023 @ Rochester (13)

SCORED 20+ RUNS IN ONE GAME.....7/4/2022 vs. Toledo (20)
SCORED 15+ RUNS IN ONE GAME.....6/8/2023 @ Indianapolis (15)
SCORED 10+ RUNS IN ONE GAME.....6/17/2023 vs. Columbus (13)
ALLOWED 20+ RUNS IN ONE GAME.....9/11/2021 @ St. Paul (21)
ALLOWED 15+ RUNS IN ONE GAME.....9/11/2022 vs. Indianapolis (19)
ALLOWED 10+ RUNS IN ONE GAME.....6/1/2023 vs. Memphis (12)

HAD 27+ HITS IN ONE GAME.....7/4/2022 vs. Toledo (27)
HAD 25+ HITS IN ONE GAME.....7/4/2022 vs. Toledo (27)
HAD 20+ HITS IN ONE GAME.....7/4/2022 vs. Toledo (27)
HAD 15+ HITS IN ONE GAME.....6/17/2023 vs. Columbus (15)
HAD 10+ HITS IN ONE GAME.....6/22/2023 @ Rochester (11)
ALLOWED 22+ HITS IN ONE GAME.....8/2/2019 @ Reno (23)
ALLOWED 20+ HITS IN ONE GAME.....8/2/2019 @ Reno (23)
ALLOWED 15+ HITS IN ONE GAME.....5/27/2023 @ St. Paul (16)
ALLOWED 10+ HITS IN ONE GAME.....6/7/2023 @ Indianapolis (10)

WALKED 14+ TIMES IN ONE GAME.....4/14/2022 vs. Louisville (14)
WALKED 10+ TIMES IN ONE GAME.....6/10/2023 @ Indianapolis (10)
WALKED 8+ TIMES IN ONE GAME.....6/17/2023 vs. Columbus (9)
ALLOWED 13+ WALKS IN ONE GAME.....5/8/2007 vs. Sacramento (13)
ALLOWED 10+ WALKS IN ONE GAME.....6/10/2023 @ Indianapolis (10)
ALLOWED 8+ WALKS IN ONE GAME.....6/10/2023 @ Indianapolis (10)

HIT 9+ HOME RUNS IN A GAME.....7/3/2022 vs. Toledo (9)
HIT 7+ HOME RUNS IN A GAME.....7/3/2022 vs. Toledo (9)
HIT 5+ HOME RUNS IN A GAME.....7/3/2022 vs. Toledo (9)
HIT 3+ HOME RUNS IN A GAME.....6/14/2023 vs. Columbus (3)
ALLOWED 7+ HOME RUNS IN A GAME.....9/5/2021 vs. Toledo (7)
ALLOWED 5+ HOME RUNS IN A GAME.....5/31/2023 vs. Memphis (5)
ALLOWED 3+ HOME RUNS IN A GAME.....6/22/2023 @ Rochester (3)

HAD 2 PLAYERS HIT 2 HOME RUNS IN A GAME.....Nate Eaton & Roman Quinn, 7/4/2022 vs. Toledo (20-6 win)
HIT BACK-TO-BACK HOME RUNS.....4/5/2023 vs. Toledo, 6th inning (7-6 loss)
Tyler Gentry (3-run) & Logan Porter (solo)
HIT 3 STRAIGHT HOME RUNS.....5/21/2021 @ Iowa, 9th Inning (9-8 loss)
Anderson Miller (2-run), Sebastian Rivero (solo), Gabriel Cancel (solo)

SCORED 10+ RUNS IN AN INNING.....10 Runs, 5th Inning - 6/8/2023 @ Indianapolis (15-7 win)
SCORED 7+ RUNS IN AN INNING.....7 Runs, 4th Inning - 6/17/2023 vs. Columbus (13-4 win)
SCORED 5+ RUNS IN AN INNING.....7 Runs, 4th Inning - 6/17/2023 vs. Columbus (13-4 win)
SCORED 5+ RUNS IN AN EXTRA INNING.....6 Runs, 11th Inning - 8/3/2021 @ Columbus (11-7 win)
ALLOWED 10+ RUNS IN AN INNING.....10 Runs, 6th Inning - 7/16/2012 vs. Oklahoma City (16-6 loss)
ALLOWED 7+ RUNS IN AN INNING.....7 Runs, 4th Inning - 6/2/2023 vs. Memphis (10-9 win)
ALLOWED 5+ RUNS IN AN INNING.....7 Runs, 4th Inning - 6/2/2023 vs. Memphis (10-9 win)
ALLOWED 5+ RUNS IN AN EXTRA INNING.....6 Runs, 12th Inning - 7/7/2017 vs. Colorado Springs (8-4 loss)

WON A GAME BY 15+ RUNS.....14 Runs - 7/4/2023 vs. Toledo (20-6 win)
WON A GAME BY 10+ RUNS.....11 Runs - 4/1/2023 vs. Indianapolis (12-1 win)
LOST A GAME BY 15+ RUNS.....16 Runs - 9/11/2022 vs. Indianapolis, (19-3 loss)
LOST A GAME BY 10+ RUNS.....14 Runs - 5/27/2023 @ St. Paul (14-1 loss)

SCORED 12+ RUNS IN CONSECUTIVE GAMES.....9/25/2021 and 9/26/2021 vs. Indianapolis (12-3 Win & 17-12 loss)
SCORED 10+ RUNS IN CONSECUTIVE GAMES.....6/26/2022 vs. Columbus & 6/28/2022 @ St. Paul (17-4 Win, 11-2 win)
SCORED JUST ONE RUN WITHOUT AN RBI.....5/4/2019 vs. Iowa (6-1 loss)
SCORED MULTIPLE RUNS WITHOUT AN RBI.....4/30/2018 @ Iowa (10-3 loss)
SCORED MORE RUNS THAT RECORDED HITS.....6/14/2023 vs. Columbus (6-1 win, 6 runs on 5 hits)

TURNED 6 DOUBLE PLAYS IN ONE GAME.....8/25/08 vs. New Orleans
TURNED 5 DOUBLE PLAYS IN ONE GAME.....4/1/2023 @ Indianapolis
TURNED 4 DOUBLE PLAYS IN ONE GAME.....5/9/2023 @ Scranton/Wilkes-Barre
TURNED 3+ DOUBLE PLAYS IN ONE GAME.....6/16/2023 vs. Columbus (3)
TURNED A TRIPLE PLAY.....5/13/1992 Denver, 1st Inning (3-2 win)
5-4-3 (Fielders: Sean Berry to Stu Cole to Jeff Conine | Batter: Jim Tatum)

HIT INTO A TRIPLE PLAY.....4/17/2015 vs. New Orleans, Cheslor Cuthbert, 1st Inning (5-3 loss)
5-3-4-6-5-3 (Fielders: Derek Dietrich to Justin Bour to Scott Sizemore to Miguel Rojas to Dietrich to Bour)

COMMITTED 6 ERRORS.....5/10/2012 @ Sacramento
COMMITTED 5 ERRORS.....4/16/2006 @ Memphis
COMMITTED 4 ERRORS.....6/29/2023 @ St. Paul
COMMITTED 3+ ERRORS.....5/27/2023 @ St. Paul (3)

EVERY STORM CHASER IN THE STARTING LINEUP HAD A HIT.....6/8/2023 @ Indianapolis
EVERY STORM CHASER IN THE STARTING LINEUP SCORED A RUN.....6/17/2023 vs. Columbus
EVERY STORM CHASER IN THE STARTING LINEUP HAD A HIT AND SCORED A RUN.....
LINEUP BATTED AROUND TWICE IN ONE GAME.....3rd and 4th Innings - 6/17/2023 vs. Columbus

WON ON THE LAST AT-BAT OF THE GAME (WALK-OFF WIN).....6/2/2023 vs. Memphis (10-9 Win, 10 innings)
LOST ON THE LAST AT-BAT OF THE GAME (WALK-OFF LOSS).....5/24/2023 @ St. Paul (6-5 Loss, 9 innings)
PLAYED BACK-TO-BACK EXTRA-INNING GAMES.....7/2 and 7/3/2019 @ Round Rock (7-6 Loss & 9-8 Loss, both 10 innings)

WON BOTH GAMES OF A DOUBLEHEADER.....8/22/2022 vs. Scranton/Wilkes-Barre (9-4 Win & 12-10 Win)
PITCHED SHUTOUTS IN BOTH GAMES OF A DOUBLEHEADER.....N/A (Since 2005)
LOST BOTH GAMES OF A DOUBLEHEADER.....8/29/2018 vs. Colorado Springs (3-2 Loss & 7-0 Loss)
SHUT OUT IN BOTH GAMES OF A DOUBLEHEADER.....6/2/2013 vs. Memphis (7-0 Loss, 5-0 Loss)

OPPOSING HITTER HAD A 3-HOMER GAME.....Christian Encarnacion-Strand, 5/4/2023 vs. Louisville
OPPOSING HITTER HIT FOR THE A CYCLE.....Matt McClain, 5/4/2023 vs. Louisville

THE LAST TIME AN OMAHA HITTER...

HAD 6 HITS IN ONE GAME.....Matt Diaz, 7/27/2005 @ Portland
HAD 5 HITS IN ONE GAME.....Dairon Blanco, 9/15/2022 @ Columbus
HAD 4 HITS IN ONE GAME.....John Rave, 6/18/2023 vs. Columbus
HAD 3 HITS IN ONE GAME.....Logan Porter, 6/22/2023 @ Rochester

HIT 3 HOME RUNS IN ONE GAME.....Ryan McBroom, 6/13/2021 @ St. Paul
HAD 2 HOME RUNS IN ONE GAME.....Nate Eaton, 6/17/2023 vs. Columbus
HIT 2 TRIPLES IN ONE GAME.....Angel Franco, 5/6/2016 @ Iowa
HAD 4 DOUBLES IN ONE GAME.....Jordan Parraz, 5/18/2010 @ Las Vegas
HIT 3 DOUBLES IN ONE GAME.....Dairon Blanco, 9/15/2022 @ Columbus
HAD 2 DOUBLES IN ONE GAME.....Tucker Bradley, 6/22/2023 @ Rochester
HIT 2 SACRIFICE FLIES IN ONE GAME.....Samad Taylor, 4/30/2023 @ Nashville

HIT A GRAND SLAM.....Adeiny Hechavarria, 6/22/2023 @ Rochester
HIT AN INSIDE-THE-PARK HOME RUN.....John Rave, 6/18/2023 vs. Columbus
LED OFF A HOME GAME WITH A HOME RUN.....Nate Eaton, 6/17/2023 vs. Columbus
LED OFF A ROAD GAME WITH A HOME RUN.....Drew Waters, 8/16/2022 @ Louisville
HIT A PINCH-HIT HOME RUN.....Elier Hernández, 5/22/2019 vs. Iowa
HIT A WALK-OFF HOME RUN.....Nate Eaton, 5/31/2022 vs. Indianapolis
HIT A WALK-OFF GRAND SLAM.....Jimmy Goveas, 5/7/2022 vs. Columbus
HIT A WALK-OFF PINCH-HIT HOME RUN.....Chad Santos, 8/23/2005 vs. New Orleans
HIT FOR THE CYCLE.....Jimmy Paredes, 5/12/2014 vs. New Orleans

HAD 11 RBI IN ONE GAME.....Mike Moustakas, 8/30/2010 vs. Round Rock
HAD 9 RBI IN ONE GAME.....Brett Eibner, 4/9/2014 vs. Memphis
HAD 8 RBI IN ONE GAME.....Jimmy Paredes, 5/12/2014 vs. New Orleans
HAD 7 RBI IN ONE GAME.....Brett Hayes, 4/14/2013 vs. Nashville
HAD 6 RBI IN ONE GAME.....Freddy Fermin, 4/8/2023 vs. Toledo
HAD 5 RBI IN ONE GAME.....Tyler Gentry, 6/8/2023 @ Indianapolis
HAD 4 RBI IN ONE GAME.....Adeiny Hechavarria, 6/22/2023 @ Rochester

SCORED 5 RUNS IN ONE GAME.....Brett Eibner, 5/12/2014 vs. New Orleans
SCORED 4 RUNS IN ONE GAME.....Maikel Garcia, 9/15/2022 @ Columbus
SCORED 3 RUNS IN ONE GAME.....Nate Eaton, 6/17/2023 vs. Columbus

WALKED 4 TIMES IN ONE GAME.....MJ Melendez, 8/22/2022 vs. Columbus
WALKED 3 TIMES IN ONE GAME.....Clay Dungan, 6/20/2023 @ Rochester

STOLE 4 BASES IN ONE GAME.....Dairon Blanco, 5/25/2023 @ St. Paul
STOLE 3 BASES IN ONE GAME.....Dairon Blanco, 6/10/2023 @ Indianapolis
STOLE 2 BASES IN ONE GAME.....Samad Taylor, 6/14/2023 vs. Columbus

STRUCK OUT 5 TIMES IN ONE GAME.....Drew Waters, 8/10/2022 @ Toledo
STRUCK OUT 4 TIMES IN ONE GAME.....Jermaine Palacios, 6/22/2023 @ Rochester
STRUCK OUT 3 TIMES IN ONE GAME.....Tyler Gentry, 6/20/2023 @ Rochester

REACHED BASE 6 TIMES IN ONE GAME.....Nicky Lopez, 7/27/2018 @ Fresno
REACHED BASE 5 TIMES IN ONE GAME.....Samad Taylor, 9/10/2023 @ Indianapolis
REACHED BASE 4 TIMES IN ONE GAME.....John Rave, 6/18/2023 vs. Columbus

REACHED BASE IN EVERY TRIP TO THE PLATE (6 PA).....Brett Eibner, 4/9/2014 vs. Memphis
REACHED BASE IN EVERY TRIP TO THE PLATE (5 PA).....Dairon Blanco, 5/25/2023 @ St. Paul
REACHED BASE IN EVERY TRIP TO THE PLATE (4 PA).....John Rave, 6/18/2023 vs. Columbus
REACHED BASE IN EVERY TRIP TO THE PLATE (3 PA).....Angelo Castellano, 6/16/2023 vs. Columbus

HAD 2 HOME RUNS IN THE SAME INNING.....Brett Eibner: 5th Inning, 5/12/2015 vs. Memphis
HAD 2 DOUBLES IN THE SAME INNING.....Clay Dungan: 6th Inning, 6/26/2022 vs. Columbus
HAD 2 HITS IN THE SAME INNING.....Matt Beatty: 4th Inning, 6/17/2023 vs. Columbus
HAD 2 WALKS IN THE SAME INNING.....Samad Taylor: 5th Inning, 6/8/2023 @ Indianapolis
REACHED 2 TIMES IN THE SAME INNING.....Matt Beatty, 6/17/2023 vs. Columbus
SCORED 2 RUNS IN THE SAME INNING.....Dairon Blanco & Samad Taylor: 5th Inning, 6/8/2023 @ Indianapolis

HIT HOME RUNS IN 6 STRAIGHT GAMES.....Steve Sisco, June 13 to June 21, 1998
HIT HOME RUNS IN 5 STRAIGHT GAMES.....Cory Aldridge, July 27 to August 8, 2009
HIT HOME RUNS IN 4 STRAIGHT GAMES.....Nick Pratto, August 19 to August 22, 2021
HIT HOME RUNS IN 3 STRAIGHT GAMES.....Brent Rooker, September 23 to September 26, 2022
HIT HOME RUNS IN BACK-TO-BACK GAMES.....CJ Alexander, June 7 and 8, 2023
HIT HOME RUNS IN BOTH GAMES OF A DOUBLEHEADER.....Nick Pratto, 4/7/2022 @ Indianapolis
HIT HOME RUNS FROM BOTH SIDES OF THE PLATE, GAME.....Tim Raines Jr., 8/20/2009 @ Tacoma
HIT HOME RUN IN FIRST OMAHA AT-BAT.....Jakson Reetz, 8/28/2022 vs. Scranton/WB [G1]

HAD 2+ HITS IN 7 STRAIGHT GAMES.....Johnny Giavotella, August 3 to August 14, 2014
HAD 2+ HITS IN 6 STRAIGHT GAMES.....Dairon Blanco, September 10 to September 17, 2022
HAD 2+ HITS IN 5 STRAIGHT GAMES.....MJ Melendez, September 25 to October 2, 2021

HAD A 20+ GAME HITTING STREAK.....Frank Schwindel, 20 Games: July 22 to August 13, 2018
HAD A 18+ GAME HITTING STREAK.....Frank Schwindel, 20 Games: July 22 to August 13, 2018
HAD A 16+ GAME HITTING STREAK.....Frank Schwindel, 20 Games: July 22 to August 13, 2018
HAD A 14+ GAME HITTING STREAK.....Dairon Blanco, 15 Games: May 15 to July 10, 2022
HAD A 12+ GAME HITTING STREAK.....Nick Loftin, 12 Games: May 16 to May 30, 2023

HAD A 40+ GAME REACHED BASE STREAK.....Shane Costa, 46 Games: April 14 to August 8, 2007
HAD A 35+ GAME REACHED BASE STREAK.....Alex Gordon, 39 Games: May 9 to June 19, 2010
HAD A 30+ GAME REACHED BASE STREAK.....Freddy Fermin, 33 Games: August 3 to September 15, 2022
HAD A 25+ GAME REACHED BASE STREAK.....Freddy Fermin, 33 Games: August 3 to September 15, 2022
HAD A 20+ GAME REACHED BASE STREAK.....Logan Porter, 22 Games: May 25 to June 22, 2023

THE LAST TIME AN OMAHA PITCHER...

THREW A 1-HITTER (9 Innings).....Luis Mendoza, 7/18/2011 @ Memphis
THREW A 1-HITTER (7 Innings).....Jeff Suppan, 6/21/2011 @ Nashville
THREW A 2-HITTER (9 Innings).....Arnaldo Hernandez, 7/21/2018 vs. Round Rock [G1]
THREW A 2-HITTER (7 Innings).....

THREW A 9-INNING COMPLETE GAME SHUTOUT.....Luis Mendoza, 7/18/2011 @ Memphis
THREW A 7-INNING COMPLETE GAME SHUTOUT.....Jake Kalish, 7/2/2018 vs. Nashville [G1]
THREW A 5-INNING COMPLETE GAME SHUTOUT.....Anthony Lerew, 8/31/2010 vs. Round Rock

THREW A 9-INNING COMPLETE GAME.....Arnaldo Hernandez, 8/15/2018 vs. Oklahoma City
THREW AN 8-INNING COMPLETE GAME.....John Lannan, 6/16/2016 @ Oklahoma City
THREW A 7-INNING COMPLETE GAME.....Austin Cox, 8/28/2022 vs. Scranton/WB [G1]
THREW A 6-INNING COMPLETE GAME.....Matt Wright, 8/8/2008 @ Nashville [G2]
THREW A 5-INNING COMPLETE GAME.....Trevor Oaks, 6/6/2018 vs. Salt Lake

STRUCK OUT 12 IN A GAME.....Jakob Junis, 5/26/2017 @ Nashville
STRUCK OUT 11 IN A GAME.....John Lamb, 7/9/2014 vs. Iowa
STRUCK OUT 10 IN A GAME.....Jackson Kowar, 7/3/2021 @ St. Paul

WALKED 7 IN A GAME.....Josh Staumont, 5/24/2017 @ Nashville
WALKED 6 IN A GAME.....Drew Parrish, 6/22/2022 vs. Columbus
WALKED 5 IN A GAME.....Jonathan Heasley, 6/18/2023 vs. Columbus

ALLOWED 6 HOME RUNS IN A GAME.....Matt Wright, 8/18/2007 vs. Albuquerque
ALLOWED 5 HOME RUNS IN A GAME.....Austin Cox, 5/31/2023 vs. Memphis
ALLOWED 4 HOME RUNS IN A GAME.....Jake Kalish, 9/24/2021 vs. Indianapolis
ALLOWED 3 HOME RUNS IN A GAME.....Jonathan Bowlan, 6/22/2023 @ Rochester
ALLOWED 2+ HOME RUNS IN A GAME.....Drew Parrish, 6/17/2023 vs. Columbus

THREW 120+ PITCHES IN A GAME.....Brett Tomko, 5/8/2014 @ Round Rock (127)
THREW 115+ PITCHES IN A GAME.....Luke Farrell, 6/8/2017 vs. Nashville (116)
THREW 110+ PITCHES IN A GAME.....Christian Binford, 9/3/2017 vs. Iowa (110)
THREW 100+ PITCHES IN A GAME.....Max Castillo, 6/3/2023 vs. Memphis (100)
THREW 95+ PITCHES IN A GAME.....Jonathan Heasley, 6/7/2023 @ Indianapolis (97)
THREW 90+ PITCHES IN A GAME.....Max Castillo, 6/21/2023 @ Rochester (94)

THREW A QUALITY START.....Max Castillo, 6/15/2023 vs. Columbus
WON HIS OMAHA DEBUT.....Alec Marsh, 9/23/2022 vs. Iowa
THREW AN IMMACULATE INNING.....Anthony Swarzak, 6/3/2021 vs. Iowa

														STORM CHASERS				OPPONENT			
GM #	MARCH	OPPONENT	SCORE	RECORD	STANDINGS	WIN	LOSS	SAVE	TEMP.	1ST PITCH	TIME	ATT.	HOME ATT.	R	H	E	LO	R	H	E	LO
1.	3/31	@ Indianapolis	W, 8-6	1-0	1st +0.5	C. Snider (1-0)	Y. De Los Santos (0-1)	J. Staumont (1)	66°	7:05 PM	2:54	8,095		8	12	0	14	6	11	2	7
														STORM CHASERS				OPPONENT			
GM #	APRIL	OPPONENT	SCORE	RECORD	STANDINGS	WIN	LOSS	SAVE	TEMP.	1ST PITCH	TIME	ATT.	HOME ATT.	R	H	E	LO	R	H	E	LO
2.	4/1	@ Indianapolis	W, 12-1	2-0	1st +1.0	D. Parrish (1-0)	C. Smith (0-1)	-	42°	1:37 PM	2:26	4,012		12	16	0	11	1	5	2	3
3.	4/2	@ Indianapolis	W, 8-3	3-0	1st +1.0	J. Kowar (1-0)	D. Zamora (0-1)	-	49°	1:36 PM	2:53	4,240		8	12	0	9	3	11	2	10
4.	4/4	TOLEDO	L, 9-2	3-1	2nd -0.5	B. White (1-0)	M. Castillo (0-1)	-	55°	6:42 PM	2:27	3,200	3,200	2	6	0	6	9	12	0	5
5.	4/5	TOLEDO	L, 7-6	3-2	2nd -1.0	T. Holton (1-0)	R. Weiss (0-1)	M. Díaz (2)	35°	12:07 PM	2:40	1,405	4,605	6	8	2	6	7	12	1	9
6.	4/6	TOLEDO	L, 8-5	3-3	3rd -2.0	J. Fry (1-0)	J. Kowar (1-1)	M. Del Pozo (1)	45°	12:06 PM	2:48	1,607	6,212	5	7	1	4	8	10	2	9
7.	4/7	TOLEDO	W, 9-4	4-3	2nd -1.0	J. Heasley (1-0)	R. Olson (0-2)	-	70°	6:35 PM	2:35	1,968	8,180	9	12	0	6	4	9	0	11
8.	4/8	TOLEDO	W, 13-8	5-3	2nd -0.5	M. Martinez (1-0)	M. Lorenzen (0-1)	-	71°	2:05 PM	2:49	2,070	10,250	13	12	3	4	8	13	0	12
9.	4/9	TOLEDO	L, 8-2	5-4	2nd -1.5	T. Holton (2-0)	M. Castillo (0-2)	-	73°	2:11 PM	2:57	2,119	12,369	2	6	3	12	8	13	0	11
10.	4/11	@ Iowa	L, 9-6	5-5	5th -2.5	R. Elias (1-0)	M. Mayers (0-1)	M. Rodriguez (1)	79°	6:38 PM	2:34	3,557		6	10	0	6	9	7	1	6
11.	4/12	@ Iowa	W, 10-6	6-5	5th -1.5	J. Kowar (2-0)	R. Thompson (0-1)	-	77°	12:09 PM	2:26	4,085		10	12	0	5	6	8	0	4
12.	4/13	@ Iowa	L, 14-1	6-6	6th -2.5	N. Neidert (1-1)	J. Heasley (1-1)	-	81°	6:38 PM	2:18	3,647		1	6	1	4	14	15	0	8
13.	4/14	@ Iowa	W, 11-8	7-6	6th -2.0	C. Snider (2-0)	M. Rodriguez (1-1)	N. Wittgren (1)	79°	7:09 PM	3:16	6,257		11	11	2	10	8	11	3	10
	4/15	@ Iowa	PPD/Rain (To be made up April 16)																		
14.	4/16	@ Iowa	Cancelled/Snow																		
15.	4/16	@ Iowa	Cancelled/Snow																		
14.	4/18	GWINNETT	L, 4-1	7-7	5th -3.0	T. Tice (2-0)	J. Kowar (2-2)	Y. Ríos (1)	70°	6:39 PM	2:24	1,703	14,072	1	7	1	8	4	6	0	8
15.	4/19	GWINNETT	L, 6-2	7-8	5th -4.0	B. Burrows (1-0)	J. Heasley (1-2)	-	70°	12:05 PM	2:15	6,641	20,713	2	6	0	5	6	10	0	3
16.	4/20	GWINNETT	L, 9-3	7-9	6th -4.5	B. Moran (1-0)	M. Castillo (0-3)	-	56°	6:37 PM	2:47	2,026	22,739	3	3	1	10	9	10	1	5
17.	4/21	GWINNETT	L, 7-3	7-10	7th -6.0	A. Winans (1-2)	E. Sisk (0-1)	-	44°	6:36 PM	3:01	2,041	24,780	3	9	2	9	7	11	0	8
18.	4/22	GWINNETT	L, 5-2	7-11	6th -7.0	D. Dodd (1-0)	A. Núñez (0-1)	Y. Ríos (2)	42°	2:06 PM	2:27	3,025	27,805	2	4	1	2	5	10	0	10
19.	4/23	GWINNETT	W, 5-3	8-11	6th -6.0	M. Mayers (1-1)	N. Kingham (0-3)	N. Wittgren (2)	49°	2:06 PM	2:23	2,046	29,851	5	12	3	6	3	8	0	9
20.	4/25	@ Nashville	L, 8-3	8-12	6th -7.0	R. Gasser (1-0)	J. Heasley (1-3)	-	67°	6:39 PM	2:14	4,127		3	5	1	3	8	11	0	6
21.	4/26	@ Nashville	L, 5-0	8-13	7th -8.0	C. Boushley (1-1)	M. Castillo (0-4)	-	68°	6:37 PM	2:27	5,455		0	4	0	5	5	11	1	8
22.	4/27	@ Nashville	W, 2-1	9-13	7th -7.0	A. Cox (1-0)	J. Junk (2-1)	N. Wittgren (3)	61°	7:19 PM	2:28 (4:44)	3,507		2	8	0	7	1	6	1	8
23.	4/28	@ Nashville	L, 4-3	9-14	7th -7.0	J. Bukauskas (1-0)	J. Dye (0-1)	-	69°	6:37 PM	2:26	6,707		3	5	1	3	4	7	1	4
24.	4/29	@ Nashville	L, 6-5 (10)	9-15	8th -8.0	L. Erceg (3-0)	E. Sisk (0-2)	-	70°	6:39 PM	2:58	9,833		5	8	0	6	6	13	1	15
25.	4/30	@ Nashville	W, 10-6	10-15	7th -7.0	A. Núñez (1-1)	J. Bukauskas (1-1)	-	61°	3:08 PM	3:00 (7:03)	9,469		10	11	1	9	6	9	3	9
APRIL Hitting Results: .250/.337/.441 (200-for-799), 49 2B, 2 3B, 33 HR, 124 R, 99 BB, 38 SB // APRIL Pitching Results: 9-15, 5.65 ERA (133 ER in 212.0 IP), 3/7 SV, 238 H, 30 HR, 104 BB, 198 K, 1.61 WHIP, .284 AVG														STORM CHASERS				OPPONENT			
GM #	MAY	OPPONENT	SCORE	RECORD	STANDINGS	WIN	LOSS	SAVE	TEMP.	1ST PITCH	TIME	ATT.	HOME ATT.	R	H	E	LO	R	H	E	LO
26.	5/2	LOUISVILLE	L, 10-4	10-16	8th -8.0	A. Abbott (1-0)	M. Castillo (0-5)	-	57°	12:06 PM	2:57	2,024	31,875	4	6	0	10	10	14	2	8
27.	5/3	LOUISVILLE	L, 7-4	10-17	10th -9.0	B. Lively (4-0)	M. Martinez (1-1)	-	60°	11:07 AM	2:20	3,364	35,239	4	10	1	5	7	11	0	7
28.	5/4	LOUISVILLE	L, 12-10	10-18	10th -9.0	R. Wynne (1-1)	D. Parrish (1-1)	-	77°	6:36 PM	2:45	3,333	38,572	10	11	1	9	12	13	4	4
29.	5/5	LOUISVILLE	W, 6-2	11-18	10th -8.0	M. Mayers (2-1)	B. Williamson (1-4)	J. Kowar (1)	63°	6:36 PM	2:14	5,735	44,307	6	5	0	3	2	7	1	7
30.	5/6	LOUISVILLE	W, 11-9	12-18	8th -7.5	E. Sisk (1-2)	J. Kuhnel (0-1)	J. Cuas (1)	78°	6:37 PM	2:57	3,872	48,179	11	12	0	8	9	13	1	6
31.	5/7	LOUISVILLE	L, 4-3	12-19	9th -7.0	Z. Brown (1-1)	B. Kriske (0-1)	A. Busenitz (3)	82°	2:07 PM	2:46	2,469	50,648	3	8	0	7	4	6	0	8
32.	5/9	@ Scranton/WB	L, 14-2	12-20	9th -8.0	M. Spence (3-2)	D. Parrish (1-2)	-	68°	6:06 PM	2:20	3,053		2	4	1	2	14	18	1	7
33.	5/10	@ Scranton/WB	L, 4-3	12-21	10th -8.5	A. McGarity (3-0)	D. Coleman (0-1)	-	60°	11:05 AM	2:41	5,829		3	5	0	9	4	4	1	6
34.	5/11	@ Scranton/WB	W, 4-3 (11)	13-21	9th -8.5	A. Núñez (2-1)	D. Snelten (0-2)	-	76°	6:37 PM	3:02	3,691		4	4	0	6	3	8	2	10
35.	5/12	@ Scranton/WB	W, 3-2	14-21	9th -8.5	D. Lynch (1-0)	R. Vásquez (0-5)	N. Wittgren (4)	79°	6:35 PM	2:22	4,142		3	8	0	5	2	4	1	6
36.	5/13	@ Scranton/WB	L, 8-6	14-22	10th -9.0	A. McGarity (4-0)	B. Kriske (0-2)	-	76°	4:05 PM	2:32	5,027		6	14	0	6	8	10	0	5
37.	5/14	@ Scranton/WB	W, 6-3	15-22	9th -8.0	J. Dipoto (1-0)	D. Snelten (0-3)	N. Wittgren (5)	75°	1:06 PM	3:02	3,058		6	7	0	6	3	9	1	11
38.	5/16	TOLEDO	L, 9-2	15-23	10th -8.0	H. Hembree (4-1)	J. Heasley (1-4)	-	77°	6:36 PM	2:45	2,001	52,649	2	9	1	15	9	12	0	6
39.	5/17	TOLEDO	W, 16-8	16-23	10th -7.5	W. Pennington (1-0)	Z. Logue (1-3)	-	83°	6:37 PM	2:54	2,218	54,867	16	18	0	8	8	14	2	3
40.	5/18	TOLEDO	W, 9-0	17-23	10th -6.5	A. Cox (2-0)	B. Haniffee (0-3)	-	78°	6:37 PM	2:31	3,529	58,396	9	14	0	8	0	3	0	6
41.	5/19	TOLEDO	W, 9-1	18-23	10th -6.0	A. Núñez (3-1)	A. Bergner (1-1)	-	66°	6:36 PM	2:41	5,058	63,454	9	12	1	9	1	6	1	8
42.	5/20	TOLEDO	L, 4-1	18-24	10th -7.5	R. Olson (2-3)	J. McArthur (0-1)	M. Díaz (7)	75°	6:38 PM	2:47	6,882	70,336	1	2	0	8	4	5	1	8
43.	5/21	TOLEDO	W, 8-4	19-24	10th -6.5	N. Wittgren (1-0)	S. Elledge (0-1)	-	81°	5:07 PM	2:50	3,995	74,331	8	12	0	9	4	15	2	11
44.	5/23	@ St. Paul	W, 6-1	20-24	10th -6.5	D. Lynch (2-0)	S. Woods Richardson (0-5)	-	76°	11:09 AM	2:24	7,436		6	10	0	10	1	6	0	7
45.	5/24	@ St. Paul	L, 6-5	20-25	10th -6.5	O. Ortega (2-0)	B. Kriske (0-3)	-	68°	7:08 PM	3:00	4,222		5	11	1	12	6	9	2	9
46.	5/25	@ St. Paul	L, 8-6	20-26	10th -7.5	R. Henriquez (1-0)	A. Núñez (3-2)	P. Murphy (2)	74°	7:09 PM	2:50	7,218		6	10	3	12	8	10	2	6
47.	5/26	@ St. Paul	W, 6-4	21-26	9th -6.5	D. Parrish (2-2)	C. Sadzeck (1-3)	D. Coleman (1)	77°	7:08 PM	2:59	6,080		6	8	1	8	4	8	1	9
48.	5/27	@ St. Paul	L, 14-1	21-27	9th -7.5	R. Dobnak (2-1)	J. Heasley (1-5)	-	80°	7:10 PM	2:51	6,386		1	6	3	8	14	16	1	10
49.	5/28	@ St. Paul	L, 10-6	21-28	10th -8.5	J. Winder (3-1)	J. Kowar (2-3)	-	82°	5:12 PM	2:28	8,640		6	11	2	4	10	9	1	2
50.	5/30	MEMPHIS	W, 7-6	22-28	9th -8.0	A. Veneziano (1-0)	J. Woodford (0-1)	B. Kriske (1)	82°	7:06 PM	2:32	2,352	76,683	7	12	0	6	6	6	3	8
51.	5/31	MEMPHIS	L, 9-4	22-29	10th -8.5	M. McGreevy (4-0)	A. Cox (2-1)	-	84°	7:06 PM	2:37	5,049	81,732	4	9	2	8	9	11	2	8
MAY Hitting Results: .269/.366/.436 (238-for-885), 53 2B, 7 3B, 227 HR, 48 R, 120 BB, 58 SB // MAY Pitching Results: 12-14, 5.61 ERA (162 ER in 229.1 IP), 6/12 SV, 247 H, 46 HR, 126 BB, 235 K, 1.63 WHIP, .278 AVG														STORM CHASERS				OPPONENT			
GM #	JUNE	OPPONENT	SCORE	RECORD	STANDINGS	WIN	LOSS	SAVE	TEMP.	1ST PITCH	TIME	ATT.	HOME ATT.	R	H	E	LO	R	H	E	LO
52.	6/1	MEMPHIS	L, 12-6	22-30	10th -9.0	D. Hudson (2-3)	C. Snider (2-1)	-	70°	7:07 PM	3:12	3,685	85,417	6	9	1	8	12	11	0	9
53.	6/2	MEMPHIS	W, 10-9 (10)	23-30	10th -8.5	J. Dipoto (2-0)	J. Walsh (2-1)	-	76°	7:07 PM	3:23	5,206	90,623	10	13	2	8	9	12	3	10
54.	6/3	MEMPHIS	L, 4-2	23-31	10th -8.5	Z. Thompson (1															

GM #	JUNE	OPPONENT	SCORE	RECORD	STANDINGS	WIN	LOSS	SAVE	TEMP.	1ST PITCH	TIME	ATT.	HOME ATT.	STORM CHASERS				OPPONENT			
														R	H	E	LO	R	H	E	LO
73.	6/28	IOWA																			
74.	6/29	IOWA																			
75.	6/30	IOWA																			
JUNE Hitting Results: TBD // JUNE Pitching Results: TBD														STORM CHASERS				OPPONENT			
GM #	JULY	OPPONENT	SCORE	RECORD	STANDINGS	WIN	LOSS	SAVE	TEMP.	1ST PITCH	TIME	ATT.	HOME ATT.	STORM CHASERS				OPPONENT			
														R	H	E	LO	R	H	E	LO
76.	7/1	IOWA																			
77.	7/2	IOWA																			
78.	7/3	IOWA																			
79.	7/4	@ Gwinnett																			
80.	7/5	@ Gwinnett																			
81.	7/6	@ Gwinnett																			
82.	7/7	@ Gwinnett																			
83.	7/8	@ Gwinnett																			
84.	7/9	@ Gwinnett																			
85.	7/14	INDIANAPOLIS																			
86.	7/15	INDIANAPOLIS																			
87.	7/16	INDIANAPOLIS																			
88.	7/18	ST. PAUL																			
89.	7/19	ST. PAUL																			
90.	7/20	ST. PAUL																			
91.	7/21	ST. PAUL																			
92.	7/22	ST. PAUL																			
93.	7/23	ST. PAUL																			
94.	7/25	@ Columbus																			
95.	7/26	@ Columbus																			
96.	7/27	@ Columbus																			
97.	7/28	@ Columbus																			
98.	7/29	@ Columbus																			
99.	7/30	@ Columbus																			
JULY Hitting Results: TBD // JULY Pitching Results: TBD														STORM CHASERS				OPPONENT			
GM #	AUGUST	OPPONENT	SCORE	RECORD	STANDINGS	WIN	LOSS	SAVE	TEMP.	1ST PITCH	TIME	ATT.	HOME ATT.	STORM CHASERS				OPPONENT			
														R	H	E	LO	R	H	E	LO
100.	8/1	@ Louisville																			
101.	8/2	@ Louisville																			
102.	8/3	@ Louisville																			
103.	8/4	@ Louisville																			
104.	8/5	@ Louisville																			
105.	8/6	@ Louisville																			
106.	8/8	IOWA																			
107.	8/9	IOWA																			
108.	8/10	IOWA																			
109.	8/11	IOWA																			
110.	8/12	IOWA																			
111.	8/13	IOWA																			
112.	8/15	@ Toledo																			
113.	8/16	@ Toledo																			
114.	8/17	@ Toledo																			
115.	8/18	@ Toledo																			
116.	8/19	@ Toledo																			
117.	8/20	@ Toledo																			
118.	8/22	ST. PAUL																			
119.	8/23	ST. PAUL																			
120.	8/24	ST. PAUL																			
121.	8/25	ST. PAUL																			
122.	8/26	ST. PAUL																			
123.	8/27	ST. PAUL																			
124.	8/29	LOUISVILLE																			
125.	8/30	LOUISVILLE																			
126.	8/31	LOUISVILLE																			
AUGUST Hitting Results: TBD // AUGUST Pitching Results: TBD														STORM CHASERS				OPPONENT			
GM #	SEPTEMBER	OPPONENT	SCORE	RECORD	STANDINGS	WIN	LOSS	SAVE	TEMP.	1ST PITCH	TIME	ATT.	HOME ATT.	STORM CHASERS				OPPONENT			
														R	H	E	LO	R	H	E	LO
127.	9/1	LOUISVILLE																			
128.	9/2	LOUISVILLE																			
129.	9/3	LOUISVILLE																			
130.	9/5	@ Iowa																			
131.	9/6	@ Iowa																			
132.	9/7	@ Iowa																			
133.	9/8	@ Iowa																			
134.	9/9	@ Iowa																			
135.	9/10	@ Iowa																			
136.	9/12	INDIANAPOLIS																			
137.	9/13	INDIANAPOLIS																			
138.	9/14	INDIANAPOLIS																			
139.	9/15	INDIANAPOLIS																			
140.	9/16	INDIANAPOLIS																			
141.	9/17	INDIANAPOLIS																			
142.	9/19	@ Columbus																			
143.	9/20	@ Columbus																			
144.	9/21	@ Columbus																			
145.	9/22	@ Columbus																			
146.	9/23	@ Columbus																			
147.	9/24	@ Columbus																			
SEPTEMBER Hitting Results: TBD // SEPTEMBER Pitching Results: TBD														STORM CHASERS				OPPONENT			
2ND HALF Hitting Results: TBD // 2ND HALF Pitching Results: TBD														STORM CHASERS				OPPONENT			

LF

Tucker Bradley, 30 (16-14)
Dairon Blanco, 11 (6-5)
Samad Taylor, 9 (6-3)
Brewer Hicklen, 8 (2-6)
John Rave, 5 (4-1)
Nick Pratto, 3 (1-2)
Franmil Reyes, 1 (1-0)
Tyler Gentry, 1 (0-1)

CF

Dairon Blanco, 26 (13-13)
Drew Waters, 12 (7-5)
Samad Taylor, 11 (2-9)
Nate Eaton, 7 (4-3)
Kyle Isbel, 6 (5-1)
Brewer Hicklen, 4 (2-2)
John Rave, 2 (2-0)

RF

Tyler Gentry, 57 (29-28)
Dairon Blanco, 4 (4-0)
Nate Eaton, 4 (2-2)
CJ Alexander, 4 (1-3)

SS

Angelo Castellano, 36 (15-22)
Maikel Garcia, 14 (8-6)
Clay Dungan, 9 (5-4)
Adeiny Hechavarria, 5 (4-1)
Jermaine Palacios, 2 (2-0)
Johan Camargo, 1 (1-0)
Nicky Lopez, 1 (1-0)

2B

Samad Taylor, 38 (21-17)
Clay Dungan, 10 (8-2)
Nick Loftin, 9 (1-8)
Angelo Castellano, 4 (2-2)
Nate Eaton, 4 (2-2)
Johan Camargo, 3 (2-1)
Nicky Lopez, 1 (0-1)

3B

Nick Loftin, 32 (18-14)
Maikel Garcia, 10 (2-8)
Johan Camargo, 8 (5-3)
Nate Eaton, 5 (2-3)
Angelo Castellano, 4 (3-1)
Clay Dungan, 4 (3-1)
Jermaine Palacios, 3 (3-0)
Samad Taylor, 2 (0-2)
Nicky Lopez, 1 (0-1)

SP

Jonathan Heasley, 13 (7-6)
Drew Parrish, 12 (7-5)
Max Castillo, 10 (3-7)
Austin Cox, 8 (4-4)
Mike Mayers, 8 (3-5)
Anthony Veneziano, 5 (3-2)
Daniel Lynch, 4 (3-1)
Daniel Mengden, 3 (3-0)
Alec Marsh, 2 (1-1)
Jonathan Bowlan, 1 (1-0)
James McArthur, 1 (1-0)
Jackson Kowar, 1 (0-1)
Marcelo Martinez, 1 (0-1)

1B

CJ Alexander, 26 (13-13)
Logan Porter, 18 (12-6)
Nick Pratto, 16 (6-10)
Greyson Jenista, 3 (1-2)
Matt Beaty, 2 (2-0)
Angelo Castellano, 2 (2-0)
Johan Camargo, 2 (1-1)

DH

Brewer Hicklen, 22 (16-6)
CJ Alexander, 10 (6-4)
Dairon Blanco, 7 (4-3)
Tucker Bradley, 5 (4-1)
Tyler Gentry, 5 (2-3)
Logan Porter, 4 (1-3)
Jakson Reetz, 3 (1-2)
Franmil Reyes, 3 (1-2)
Nick Loftin, 3 (0-3)
Johan Camargo, 2 (0-2)
Freddy Fermin, 2 (0-2)
Matt Beaty, 1 (1-0)
Nate Eaton, 1 (0-1)
Samad Taylor, 1 (0-1)

C

Logan Porter, 31 (15-16)
Jakson Reetz, 23 (12-11)
Freddy Fermin, 12 (6-6)
José Briceño, 3 (3-0)

1	2	3	4	5	6	7	8	9
Samad Taylor, 42 (17-25) Drew Waters, 12 (7-5) Dairon Blanco, 9 (7-2) Brewer Hicklen, 3 (3-0) Nate Eaton, 3 (2-1)	Maikel Garcia, 24 (10-14) Samad Taylor, 16 (11-5) Nate Eaton, 9 (3-6) Nick Loftin, 7 (3-4) Kyle Isbel, 6 (5-1) Nicky Lopez, 3 (1-2) John Rave, 2 (2-0) Clay Dungan, 1 (1-0) CJ Alexander, 1 (0-1)	Tyler Gentry, 54 (26-28) Nick Loftin, 5 (3-2) Nick Pratto, 4 (3-1) Samad Taylor, 3 (1-2) Matt Beaty, 1 (1-0) Logan Porter, 1 (1-0) Nate Eaton, 1 (0-1)	Logan Porter, 21 (10-11) Nick Pratto, 14 (5-9) Tyler Gentry, 9 (5-4) Johan Camargo, 8 (6-2) CJ Alexander, 7 (4-3) Franmil Reyes, 4 (2-2) Nick Loftin, 3 (1-2) Matt Beaty, 1 (1-0) Nate Eaton, 1 (1-0) Freddy Fermin, 1 (1-0)	Nick Loftin, 25 (9-16) Logan Porter, 11 (8-3) CJ Alexander, 9 (7-2) Nate Eaton, 6 (3-3) Brewer Hicklen, 4 (3-1) Johan Camargo, 4 (1-3) John Rave, 3 (2-1) Jakson Reetz, 2 (2-0) Clay Dungan, 1 (1-0) Dairon Blanco, 1 (0-1) Freddy Fermin, 1 (0-1) Greyson Jenista, 1 (0-1) Nick Pratto, 1 (0-1)	Logan Porter, 16 (6-10) CJ Alexander, 15 (6-9) Brewer Hicklen, 10 (6-4) Jakson Reetz, 8 (3-5) Dairon Blanco, 4 (2-2) Nick Loftin, 4 (2-2) Freddy Fermin, 2 (2-0) Jermaine Palacios, 2 (2-0) Matt Beaty, 1 (1-0) Tucker Bradley, 1 (1-0) José Briceño, 1 (1-0) Clay Dungan, 1 (1-0) Nate Eaton, 1 (1-0) Greyson Jenista, 1 (1-0) John Rave, 1 (1-0) Johan Camargo, 1 (0-1)	Dairon Blanco, 17 (9-8) Jakson Reetz, 11 (6-5) Brewer Hicklen, 10 (4-6) Freddy Fermin, 10 (3-7) CJ Alexander, 5 (3-2) Clay Dungan, 4 (3-1) Logan Porter, 4 (2-2) Adeiny Hechavarria, 3 (3-0) Tucker Bradley, 1 (1-0) Nate Eaton, 1 (1-0) Jermaine Palacios, 1 (1-0) Greyson Jenista, 1 (0-1) Johan Camargo, 1 (0-1)	Dairon Blanco, 15 (7-8) Clay Dungan, 12 (8-4) Tucker Bradley, 12 (6-6) Angelo Castellano, 7 (3-4) Brewer Hicklen, 7 (3-4) Jakson Reetz, 5 (2-3) CJ Alexander, 3 (0-3) José Briceño, 2 (2-0) Jermaine Palacios, 2 (2-0) Adeiny Hechavarria, 2 (1-1) Johan Camargo, 1 (1-0) John Rave, 1 (1-0)	Angelo Castellano, 41 (19-22) Tucker Bradley, 21 (12-9) Clay Dungan, 4 (2-2) Dairon Blanco, 2 (2-0) Brewer Hicklen, 1 (1-0)

PLAYER	GS	POSITION										BATTING ORDER								
		C	1B	2B	3B	SS	LF	CF	RF	OF	DH	1ST	2ND	3RD	4TH	5TH	6TH	7TH	8TH	9TH
Tyler Gentry	63					1		57	58	5				54	9					
Samad Taylor	61			38	2		9	11		20	1	42	16	3						
Logan Porter	54	31	19								4			1	22	11	16	4		
Dairon Blanco	48						11	26	4	47	7	9				1	4	17	15	2
Angelo Castellano	48		2	4	5	37													7	41
Nick Loftin	44			9	32						3		7	5	3	25	4			
CJ Alexander	40		26						4	4	10		1		7	9	15	5	3	
Tucker Bradley	35					30				30	5						1	1	12	21
Brewer Hicklen	35					9	4			13	22	3				4	10	10	7	1
Jakson Reetz	26	23									3					2	8	11	5	
Maikel Garcia	24				10	14							24							
Clay Dungan	23			10	4	9							1			1	1	4	12	4
Nate Eaton	22			4	5			8	4	12	1	3	9	1	1	6	1	1		
Nick Pratto	18		15			3				3				4	13	1				
Johan Camargo	15		2	3	7	1					2				8	4	1	1	1	
Freddy Fermin	14	12									2				1	1	2	10		
Drew Waters	12							12		12		12								
John Rave	7					5	2		7				2			3	1		1	
Kyle Isbel	6							6	6				6							
Jermaine Palacios	5				3	2											2	1	2	
Adeiny Hechavarría	5					5												3	2	
Franmil Reyes	4					1				1	3				4					
Nicky Lopez	3			1	1	1							3							
Greyson Jenista	3		3													1	1	1		
Matt Beaty	3		2								1			1	1		1			
José Briceño	3	3															1		2	

OF LINEUP COMBOS

69 Games

68 Unique Lineup Combinations Used

MOST USED LINEUP (2x)

PLAYER	Pos.
1. Samad Taylor	2B
2. Maikel Garcia	SS
3. Nick Pratto	1B
4. Tyler Gentry	RF
5. Nick Loftin	3B
6. CJ Alexander	DH
7. Freddy Fermin	C
8. Dairon Blanco	CF
9. Tucker Bradley	LF

STORM CHASERS POSITION PRODUCTION

	AVG	AB	H	TB	2B	3B	HR	RBI	BB	SO	OBP	SLG	OPS	SAC	SF	HBP	GIDP
C	.280	250	70	114	17	0	9	33	36	72	.379	.456	.835	0	2	5	6
1B	.232	272	63	125	13	2	15	46	27	80	.302	.460	.762	0	4	2	6
2B	.266	263	70	109	11	2	8	41	41	58	.371	.414	.785	1	4	5	5
3B	.299	261	78	129	18	0	11	53	42	44	.393	.494	.887	0	4	1	12
SS	.241	241	58	89	13	0	6	42	37	58	.338	.369	.707	0	3	0	4
LF	.280	236	66	104	16	2	6	40	39	66	.388	.441	.829	1	5	6	10
CF	.320	269	86	137	22	4	7	32	32	58	.409	.509	.918	2	2	10	13
RF	.239	272	65	107	16	1	8	42	36	74	.341	.393	.734	0	4	8	6
DH	.279	258	72	121	19	0	10	44	34	75	.368	.469	.837	2	1	3	6

STORM CHASERS BATTING ORDER PRODUCTION

	AVG	AB	H	TB	2B	3B	HR	RBI	BB	SO	OBP	SLG	OPS	SAC	SF	HBP	GIDP
1st	.317	290	92	146	19	4	9	44	33	63	.390	.503	.893	1	5	5	9
2nd	.269	271	73	116	23	1	6	48	46	62	.373	.428	.801	1	5	2	9
3rd	.257	268	69	109	15	2	7	53	42	68	.370	.407	.777	0	5	9	8
4th	.246	276	68	122	13	1	13	38	29	73	.319	.442	.761	0	5	3	8
5th	.270	274	74	124	14	0	12	45	25	63	.338	.453	.791	0	2	4	9
6th	.298	258	77	142	21	1	14	37	28	73	.371	.550	.921	0	2	3	6
7th	.230	239	55	96	15	1	8	40	38	65	.349	.402	.751	1	1	6	9
8th	.266	218	58	84	11	0	5	26	51	63	.419	.385	.804	1	2	8	3
9th	.266	237	63	98	15	1	6	44	32	59	.351	.414	.765	2	2	0	7

OUTFIELD ASSIST LOG (19)

#	OUTFIELDER	Pos.	GAME	INNING	BASE	PITCHER	BATTER	RUNNER OUT	PLAY
1.	Tucker Bradley	LF	4/4 vs. Toledo	▲ 6	3rd	Brooks Kriske	Akil Baddoo	Akil Baddoo	Baddoo 3-RBI double, out at 3rd (7-6-5)
2.	Tyler Gentry	RF	4/14 @ Iowa	▼ 5	Home	Andrés Núñez	Matt Mervis	Christopher Morel	Mervis double, Morel out at home (9-4-2)
3.	Dairon Blanco	CF	4/19 vs. Gwinnett	▲ 3	2nd	Jonathan Heasley	Hendrik Clementina	Hendrik Clementina	Clementina RBI single, out at 2nd (8-4)
4.	Samad Taylor	CF	4/26 @ Nashville	▼ 5	2nd	Max Castillo	Andruw Monasterio	Andruw Monasterio	Monasterio single, out at 2nd (8-5-3-5)
5.	Nate Eaton	CF	4/27 @ Nashville	▼ 1	Home	Austin Cox	Keston Hiura	Andruw Monasterio	Hiura single, Monasterio out at home (8-2)
6.	Dairon Blanco	LF	4/28 @ Nashville	▼ 8	2nd	Jackson Kowar	Keston Hiura	Keston Hiura	Hiura 2-RBI single, out at 2nd (7-2-4)
7.	Brewer Hicklen	LF	5/2 vs. Louisville	▲ 5	2nd	Max Castillo	Matt McLain	Matt McLain	McLain 2-RBI single, out at 2nd (7-5-4-3-5)
8.	Dairon Blanco	CF	5/5 vs. Louisville	▲ 4	Home	Mike Mayers	Nick Martini	Will Benson	Martini flies out to CF, Benson out at home (8-2)
9.	Franmil Reyes	RF	5/6 vs. Louisville	▲ 6	2nd	Collin Snider	Matt McLain	Matt McLain	McLain RBI double, out at 2nd (7-6-4-5)
10.	Tyler Gentry	RF	5/11 @ Scranton/WB	▼ 9	Home	Nick Wittgren	Billy McKinney	Michael Hermosillo	McKinney RBI single, Hermosillo out at home (9-5-2)
11.	Drew Waters	CF	5/20 vs. Toledo	▲ 6	3rd	Walter Pennington	Parker Meadows	Jermaine Palacios	Meadows sacrifice fly DP, Palacios out at 3rd (8-6)
12.	Tucker Bradley	LF	5/25 @ St. Paul	▼ 5	2nd	Jackson Kowar	Chris Williams	Chris Williams	Williams RBI single, out at 2nd (7-5-3-4-3)
13.	Dairon Blanco	RF	5/26 @ St. Paul	▼ 3	2nd	Drew Parrish	Andrew Stevenson	Tony Wolters	Stevenson flies into a double play, Wolters out at 2nd (9-6)
14.	Tyler Gentry	RF	5/27 @ St. Paul	▼ 1	3rd	Jonathan Heasley	Jose Miranda	Andrew Stevenson	Miranda flies into a double play, Stevenson out at 3rd (9-1-5)
15.	Tyler Gentry	RF	5/28 @ St. Paul	▼ 3	Home	Max Castillo	Jose Miranda	Alex De Goti	Miranda lines into a double play, De Goti out at 3rd (9-2)
16.	Brewer Hicklen	LF	5/28 @ St. Paul	▼ 7	Home	Jackson Kowar	Jose Miranda	Andrew Stevenson	Miranda RBI single, Stevenson scores, Reetz Error (7-2)
17.	Nate Eaton	RF	6/4 vs. Memphis	▲ 9	2nd	Jonah Dipoto	Juniel Querecuto	Juniel Querecuto	Querecuto RBI single, out at 2nd (9-6)
18.	Brewer Hicklen	CF	6/8 @ Indianapolis	▼ 5	2nd	Drew Parrish	Henry Davis	Henry Davis	Davis single, out at 2nd (8-4)
19.	John Rave	LF	6/20 @ Rochester	▼ 1	2nd	Alec Marsh	Nomar Mazara	Nomar Mazara	Mazara RBI single, out at 2nd (7-2-4)

BY PLAYER

	LF	1
DAIRON BLANCO (4)	CF	2
	RF	1
TYLER GENTRY (4)	RF	4
BREWER HICKLEN (3)	LF	2
	CF	1
TUCKER BRADLEY (2)	LF	2
NATE EATON (2)	CF	1
	RF	1
JOHN RAVE (1)	LF	1
FRANMIL REYES (1)	LF	1
SAMAD TAYLOR (1)	CF	1
DREW WATERS (1)	CF	1



DATE	OPPONENT	RESULT	SP	C	1B	2B	3B	SS	LF	CF	RF	DH
3/31	@ Indianapolis	W, 8-6	Mike Mayers	Freddy Fermin	Nick Pratto	Samad Taylor	Nick Loftin	Maikel Garcia	Tucker Bradley	Dairon Blanco	Tyler Gentry	CJ Alexander
4/1	@ Indianapolis	W, 12-1	Austin Cox	Logan Porter	Nick Pratto	Angelo Castellano	Nick Loftin	Maikel Garcia	Tucker Bradley	Samad Taylor	Tyler Gentry	CJ Alexander
4/2	@ Indianapolis	W, 8-3	Jonathan Heasley	Freddy Fermin	Nick Pratto	Samad Taylor	Nick Loftin	Maikel Garcia	Tucker Bradley	Dairon Blanco	Tyler Gentry	CJ Alexander
4/4	TOLEDO	L, 9-2	Max Castillo	Freddy Fermin	Nick Pratto	Samad Taylor	Nick Loftin	Maikel Garcia	Tucker Bradley	Dairon Blanco	Tyler Gentry	CJ Alexander
4/5	TOLEDO	L, 7-6	Mike Mayers	Jakson Reetz	Logan Porter	Angelo Castellano	Nick Loftin	Maikel Garcia	Dairon Blanco	Samad Taylor	Tyler Gentry	Freddy Fermin
4/6	TOLEDO	L, 8-5	Jackson Kowar	Freddy Fermin	CJ Alexander	Samad Taylor	Nick Loftin	Maikel Garcia	Tucker Bradley	Dairon Blanco	Tyler Gentry	Logan Porter
4/7	TOLEDO	W, 9-4	Jonathan Heasley	Logan Porter	Logan Porter	Samad Taylor	Angelo Castellano	Maikel Garcia	Tucker Bradley	Dairon Blanco	Tyler Gentry	CJ Alexander
4/8	TOLEDO	W, 13-8	Drew Parrish	Freddy Fermin	Nick Pratto	Samad Taylor	Nick Loftin	Maikel Garcia	Tucker Bradley	Dairon Blanco	Tyler Gentry	CJ Alexander
4/9	TOLEDO	L, 8-2	Max Castillo	Logan Porter	Nick Pratto	Samad Taylor	Angelo Castellano	Maikel Garcia	Tyler Gentry	Dairon Blanco	CJ Alexander	Jakson Reetz
4/11	@ Iowa	L, 9-6	Mike Mayers	Freddy Fermin	Nick Pratto	Samad Taylor	Nick Loftin	Maikel Garcia	Tucker Bradley	Dairon Blanco	Tyler Gentry	Logan Porter
4/12	@ Iowa	W, 10-6	Austin Cox	Logan Porter	Nick Pratto	Samad Taylor	Nick Loftin	Maikel Garcia	Tucker Bradley	Dairon Blanco	Tyler Gentry	CJ Alexander
4/13	@ Iowa	L, 14-1	Jonathan Heasley	Freddy Fermin	Nick Pratto	Samad Taylor	Nick Loftin	Maikel Garcia	Tucker Bradley	Samad Taylor	Tyler Gentry	Logan Porter
4/14	@ Iowa	W, 11-8	Drew Parrish	Freddy Fermin	CJ Alexander	Angelo Castellano	Nick Loftin	Maikel Garcia	Dairon Blanco	Samad Taylor	Tyler Gentry	Logan Porter
4/18	WINNETT	L, 4-1	Mike Mayers	Freddy Fermin	Logan Porter	Nick Loftin	Maikel Garcia	Angelo Castellano	Nick Pratto	Samad Taylor	CJ Alexander	Tyler Gentry
4/19	WINNETT	L, 6-2	Jonathan Heasley	Logan Porter	Nick Pratto	Angelo Castellano	Nick Loftin	Angelo Castellano	Tucker Bradley	Dairon Blanco	Jakson Reetz	Jakson Reetz
4/20	WINNETT	W, 10-6	Max Castillo	Freddy Fermin	Logan Porter	Samad Taylor	Nick Loftin	Maikel Garcia	Tucker Bradley	Samad Taylor	Tyler Gentry	Logan Porter
4/21	WINNETT	L, 7-3	Austin Cox	Jakson Reetz	Nick Pratto	Nick Loftin	Maikel Garcia	Angelo Castellano	Tucker Bradley	Samad Taylor	Tyler Gentry	CJ Alexander
4/22	WINNETT	L, 5-2	Drew Parrish	Logan Porter	CJ Alexander	Samad Taylor	Maikel Garcia	Angelo Castellano	Nick Pratto	Dairon Blanco	Tyler Gentry	Nick Loftin
4/23	WINNETT	W, 5-3	Mike Mayers	Jakson Reetz	Nick Pratto	Nick Loftin	Maikel Garcia	Angelo Castellano	Tucker Bradley	Dairon Blanco	Tyler Gentry	CJ Alexander
4/25	@ Nashville	L, 8-5	Jonathan Heasley	Logan Porter	Nick Pratto	Nick Loftin	Maikel Garcia	Angelo Castellano	Tucker Bradley	Samad Taylor	Tyler Gentry	Dairon Blanco
4/26	@ Nashville	L, 5-0	Max Castillo	Logan Porter	Nick Pratto	Nick Loftin	Maikel Garcia	Angelo Castellano	Brewer Hicklen	Samad Taylor	Tyler Gentry	CJ Alexander
4/27	@ Nashville	W, 2-1	Austin Cox	Jakson Reetz	CJ Alexander	Samad Taylor	Nick Loftin	Maikel Garcia	Nick Pratto	Nate Eaton	Dairon Blanco	Tyler Gentry
4/28	@ Nashville	L, 4-3	Drew Parrish	Logan Porter	CJ Alexander	Samad Taylor	Maikel Garcia	Angelo Castellano	Dairon Blanco	Nate Eaton	Tyler Gentry	Brewer Hicklen
4/29	@ Nashville	L, 6-5 (10)	Mike Mayers	Jakson Reetz	CJ Alexander	Nick Loftin	Maikel Garcia	Angelo Castellano	Tucker Bradley	Samad Taylor	Nate Eaton	Freddy Fermin
5/1	LOUISVILLE	W, 10-6	Jonathan Heasley	Freddy Fermin	Logan Porter	Samad Taylor	Nick Loftin	Maikel Garcia	Tucker Bradley	Nate Eaton	Brewer Hicklen	Brewer Hicklen
5/2	LOUISVILLE	L, 10-4	Max Castillo	Jakson Reetz	Logan Porter	Samad Taylor	Nate Eaton	Angelo Castellano	Brewer Hicklen	Dairon Blanco	Tyler Gentry	Nick Loftin
5/3	LOUISVILLE	L, 7-4	Marcelo Martinez	Logan Porter	CJ Alexander	Samad Taylor	Nick Loftin	Angelo Castellano	Tucker Bradley	Nate Eaton	Tyler Gentry	Brewer Hicklen
5/4	LOUISVILLE	L, 12-10	Drew Parrish	Logan Porter	CJ Alexander	Samad Taylor	Nick Loftin	Angelo Castellano	Tucker Bradley	Brewer Hicklen	Tyler Gentry	Frannil Reyes
5/5	LOUISVILLE	L, 11-5	Mike Mayers	Jakson Reetz	Logan Porter	Samad Taylor	Clay Dungan	Angelo Castellano	Brewer Hicklen	Dairon Blanco	Tyler Gentry	Frannil Reyes
5/6	LOUISVILLE	W, 11-9	Daniel Mendgen	Logan Porter	CJ Alexander	Samad Taylor	Nick Loftin	Angelo Castellano	Frannil Reyes	Dairon Blanco	Tyler Gentry	Tucker Bradley
5/7	LOUISVILLE	L, 4-3	Daniel Lynch	Jakson Reetz	Logan Porter	Samad Taylor	Nick Loftin	Angelo Castellano	Brewer Hicklen	Dairon Blanco	Tyler Gentry	Frannil Reyes
5/9	@ Scranton/WB	L, 14-2	Drew Parrish	Logan Porter	CJ Alexander	Samad Taylor	Nick Loftin	Clay Dungan	Tucker Bradley	Drew Waters	Tyler Gentry	Brewer Hicklen
5/10	@ Scranton/WB	L, 4-3	Mike Mayers	Jakson Reetz	Logan Porter	CJ Alexander	Samad Taylor	Angelo Castellano	Brewer Hicklen	Dairon Blanco	Tyler Gentry	Samad Taylor
5/11	@ Scranton/WB	W, 4-3 (11)	Jonathan Heasley	Logan Porter	CJ Alexander	Samad Taylor	Nick Loftin	Angelo Castellano	Tucker Bradley	Dairon Blanco	Tyler Gentry	Brewer Hicklen
5/12	@ Scranton/WB	W, 3-2	Daniel Lynch	Jakson Reetz	CJ Alexander	Samad Taylor	Clay Dungan	Angelo Castellano	Dairon Blanco	Drew Waters	Tyler Gentry	Tucker Bradley
5/13	@ Scranton/WB	L, 8-6	Austin Cox	Logan Porter	CJ Alexander	Samad Taylor	Nick Loftin	Angelo Castellano	Brewer Hicklen	Drew Waters	Tyler Gentry	Dairon Blanco
5/14	@ Scranton/WB	W, 6-3	Drew Parrish	Jakson Reetz	CJ Alexander	Samad Taylor	Nick Loftin	Clay Dungan	Tucker Bradley	Dairon Blanco	Tyler Gentry	Brewer Hicklen
5/16	TOLEDO	L, 9-2	Jonathan Heasley	Logan Porter	CJ Alexander	Nicky Lopez	Nick Loftin	Angelo Castellano	Samad Taylor	Drew Waters	Tyler Gentry	Johan Camargo
5/17	TOLEDO	W, 16-8	Daniel Lynch	Jakson Reetz	Logan Porter	Clay Dungan	Nick Loftin	Angelo Castellano	Samad Taylor	Drew Waters	Tyler Gentry	Dairon Blanco
5/18	TOLEDO	W, 9-0	Austin Cox	Logan Porter	CJ Alexander	Samad Taylor	Nick Loftin	Nicky Lopez	Tucker Bradley	Drew Waters	Tyler Gentry	Brewer Hicklen
5/19	TOLEDO	W, 9-1	Daniel Mendgen	Logan Porter	CJ Alexander	Clay Dungan	Nick Loftin	Angelo Castellano	Samad Taylor	Drew Waters	Tyler Gentry	Dairon Blanco
5/20	TOLEDO	L, 4-1	Drew Parrish	Jakson Reetz	CJ Alexander	Clay Dungan	Nicky Lopez	Angelo Castellano	Samad Taylor	Drew Waters	Tyler Gentry	Nick Loftin
5/21	TOLEDO	W, 8-4	Jonathan Heasley	Jakson Reetz	Logan Porter	Samad Taylor	Nick Loftin	Angelo Castellano	Tucker Bradley	Drew Waters	Tyler Gentry	Brewer Hicklen
5/23	@ St. Paul	W, 6-1	Daniel Lynch	Logan Porter	Greyson Jenista	Clay Dungan	Nick Loftin	Angelo Castellano	Samad Taylor	Drew Waters	Tyler Gentry	Dairon Blanco
5/24	@ St. Paul	L, 6-5	Anthony Veneziano	Jakson Reetz	Logan Porter	Nick Loftin	Samad Taylor	Angelo Castellano	Dairon Blanco	Drew Waters	Tyler Gentry	Brewer Hicklen
5/25	@ St. Paul	L, 8-6	Austin Cox	Logan Porter	Greyson Jenista	Nick Loftin	Samad Taylor	Angelo Castellano	Tucker Bradley	Dairon Blanco	Tyler Gentry	Brewer Hicklen
5/26	@ St. Paul	L, 4-3	Drew Parrish	Jakson Reetz	Logan Porter	Clay Dungan	Nick Loftin	Angelo Castellano	Samad Taylor	Nate Eaton	Dairon Blanco	Tyler Gentry
5/27	@ St. Paul	W, 14-1	Jonathan Heasley	Logan Porter	Greyson Jenista	Samad Taylor	Johan Camargo	Angelo Castellano	Nate Eaton	Tyler Gentry	Tucker Bradley	Tucker Bradley
5/28	@ St. Paul	L, 10-6	Max Castillo	Jakson Reetz	CJ Alexander	Johan Camargo	Clay Dungan	Angelo Castellano	Brewer Hicklen	Samad Taylor	Tyler Gentry	Nate Eaton
5/30	MEMPHIS	W, 7-6	Anthony Veneziano	Logan Porter	CJ Alexander	Samad Taylor	Johan Camargo	Angelo Castellano	Dairon Blanco	Nate Eaton	Tyler Gentry	Brewer Hicklen
5/31	MEMPHIS	L, 9-4	Austin Cox	Logan Porter	Johan Camargo	Samad Taylor	Nate Eaton	Clay Dungan	Tucker Bradley	Dairon Blanco	Tyler Gentry	CJ Alexander
6/1	MEMPHIS	L, 12-6	Jonathan Heasley	Jakson Reetz	CJ Alexander	Nate Eaton	Angelo Castellano	Samad Taylor	Samad Taylor	Brewer Hicklen	Tyler Gentry	Dairon Blanco
6/2	MEMPHIS	W, 10-9 (10)	Drew Parrish	Logan Porter	CJ Alexander	Nate Eaton	Johan Camargo	Clay Dungan	Dairon Blanco	Brewer Hicklen	Tyler Gentry	Logan Porter
6/3	MEMPHIS	L, 4-2	Max Castillo	Jakson Reetz	Logan Porter	Samad Taylor	Nate Eaton	Angelo Castellano	Brewer Hicklen	Dairon Blanco	Tyler Gentry	Johan Camargo
6/4	MEMPHIS	L, 6-5	Anthony Veneziano	Logan Porter	CJ Alexander	Samad Taylor	Johan Camargo	Clay Dungan	Tucker Bradley	Dairon Blanco	Nate Eaton	Tyler Gentry
6/5	@ Indianapolis	W, 4-2	Daniel Mendgen	Jakson Reetz	Logan Porter	Johan Camargo	Nate Eaton	Angelo Castellano	Samad Taylor	Dairon Blanco	Tyler Gentry	Brewer Hicklen
6/7	@ Indianapolis	W, 9-7	Jonathan Heasley	Logan Porter	CJ Alexander	Johan Camargo	Clay Dungan	Angelo Castellano	Samad Taylor	Dairon Blanco	Tyler Gentry	Tucker Bradley
6/8	@ Indianapolis	W, 15-7	Drew Parrish	Logan Porter	CJ Alexander	Samad Taylor	Clay Dungan	Angelo Castellano	Tucker Bradley	Brewer Hicklen	Tyler Gentry	Dairon Blanco
6/9	@ Indianapolis	W, 6-2	Max Castillo	Jakson Reetz	Logan Porter	Samad Taylor	Johan Camargo	Angelo Castellano	Brewer Hicklen	Dairon Blanco	Tyler Gentry	CJ Alexander
6/10	@ Indianapolis	W, 9-5	Anthony Veneziano	Jakson Reetz	CJ Alexander	Samad Taylor	Johan Camargo	Clay Dungan	Tucker Bradley	Dairon Blanco	Tyler Gentry	Brewer Hicklen
6/11	COLUMBUS	W, 6-5	Jonathan Heasley	Logan Porter	CJ Alexander	Samad Taylor	Johan Camargo	Angelo Castellano	John Rave	Kyle Isbel	Tyler Gentry	Dairon Blanco
6/14	COLUMBUS	W, 6-1	Alec Marsh	Logan Porter	Johan Camargo	Samad Taylor	Clay Dungan	Jermaine Palacios	Tucker Bradley	John Rave	Tyler Gentry	Matt Beatty
6/15	COLUMBUS	W, 4-2	Max Castillo	Logan Porter	Matt Beatty	Samad Taylor	Angelo Castellano	Jermaine Palacios	John Rave	Kyle Isbel	Tyler Gentry	Brewer Hicklen
6/16	COLUMBUS	W, 4-1	Anthony Veneziano	Logan Porter	Logan Porter	Clay Dungan	Angelo Castellano	Adeiny Hechavarria	John Rave	Kyle Isbel	Tyler Gentry	Brewer Hicklen
6/18	COLUMBUS	W, 13-4	Drew Parrish	Logan Porter	Matt Beatty	Clay Dungan	Angelo Castellano	Adeiny Hechavarria	Tucker Bradley	John Rave	Nate Eaton	Brewer Hicklen
6/18	COLUMBUS	W, 6-4	James McArthur	Logan Porter	Logan Porter	Nate Eaton	Jermaine Palacios	Angelo Castellano	John Rave	Kyle Isbel	Tyler Gentry	Brewer Hicklen
6/20	@ Rochester	L, 5-4	Alec Marsh	Logan Porter	Angelo Castellano	Nate Eaton	Clay Dungan	Adeiny Hechavarria	John Rave	Kyle Isbel	Tyler Gentry	Brewer Hicklen
6/21	@ Rochester	W, 7-3	Max Castillo	Logan Porter	Logan Porter	Clay Dungan	Jermaine Palacios	Adeiny Hechavarria	Tucker Bradley	Nate Eaton	Tyler Gentry	Brewer Hicklen
6/22	@ Rochester	W, 8-4	Jonathan Bowlan	Logan Porter	Angelo Castellano	Clay Dungan	Jermaine Palacios	Adeiny Hechavarria	Tucker Bradley	Kyle Isbel	Nate Eaton	Brewer Hicklen
6/23	@ Rochester											
6/24	@ Rochester											
6/25	@ Rochester											
6/28	IOWA											
6/29	IOWA											
6/30	IOWA											
7/1	IOWA											
7/2	IOWA											
7/3	IOWA											
7/4	@ Gwinnett											
7/5	@ Gwinnett											
7/6	@ Gwinnett											
7/7	@ Gwinnett											
7/8	@ Gwinnett											
7/9	@ Gwinnett											
7/14	INDIANAPOLIS											
7/15	INDIANAPOLIS											
7/16	INDIANAPOLIS											
7/18	ST. PAUL											
7/19	ST. PAUL											
7/20	ST. PAUL											
7/21	ST. PAUL											
7/22	ST. PAUL											
7/23	ST. PAUL											
7/25	@ Columbus											
7/26	@ Columbus											
7/27	@ Columbus											
7/28	@ Columbus											
7/29	@ Columbus											
7/30	@ Columbus											
8/1	@ Louisville											
8/2	@ Louisville											
8/3	@ Louisville											
8/4	@ Louisville											
8/5	@ Louisville											
8/6	@ Louisville											
8/8	IOWA											
8/9	IOWA											
8/10	IOWA											
8/11	IOWA											
8/12	IOWA											
8/13	IOWA											
8/15	@ Toledo											
8/16	@ Toledo											
8/17	@ Toledo											
8/18	@ Toledo											
8/19	@ Toledo											
8/20	@ Toledo											
8/22	ST. PAUL											
8/23	ST. PAUL											
8/24	ST. PAUL											
8/25	ST. PAUL											
8/26	ST. PAUL											
8/27	ST. PAUL											
8/29	LOUISVILLE											
8/30	LOUISVILLE											
8/31	LOUISVILLE											
9/1	LOUISVILLE											
9/2	LOUISVILLE											
9/3	LOUISVILLE											
9/5	@ Iowa											
9/6	@ Iowa											
9/7	@ Iowa											
9/8	@ Iowa											
9/9	@ Iowa											
9/10	@ Iowa											
9/12	INDIANAPOLIS											
9/13	INDIANAPOLIS											
9/14	INDIANAPOLIS											
9/15	INDIANAPOLIS											
9/16	INDIANAPOLIS											



DATE	OPPONENT	RESULT	1	2	3	4	5	6	7	8	9
3/31	@ Indianapolis	W, 8-6	Samad Taylor	Maikel Garcia	Nick Pratto	Tyler Gentry	CJ Alexander	Nick Loftin	Freddy Fermin	Dairon Blanco	Tucker Bradley
4/1	@ Indianapolis	W, 8-3	Samad Taylor	Maikel Garcia	Nick Pratto	Tyler Gentry	Nick Loftin	CJ Alexander	Jakson Reetz	Dairon Blanco	Angelo Castellano
4/4	TOLEDO	L, 9-2	Samad Taylor	Maikel Garcia	Nick Pratto	Tyler Gentry	Nick Loftin	CJ Alexander	Freddy Fermin	Dairon Blanco	Tucker Bradley
4/5	TOLEDO	L, 7-6	Samad Taylor	Maikel Garcia	Tyler Gentry	Logan Porter	Nick Loftin	CJ Alexander	Freddy Fermin	Dairon Blanco	Angelo Castellano
4/6	TOLEDO	L, 8-5	Samad Taylor	Maikel Garcia	Tyler Gentry	Logan Porter	Nick Loftin	CJ Alexander	Freddy Fermin	Dairon Blanco	Tucker Bradley
4/7	TOLEDO	W, 9-4	Samad Taylor	Maikel Garcia	Tyler Gentry	Logan Porter	CJ Alexander	Freddy Fermin	Dairon Blanco	Tucker Bradley	Angelo Castellano
4/8	TOLEDO	W, 13-8	Samad Taylor	Maikel Garcia	Tyler Gentry	Nick Pratto	CJ Alexander	Freddy Fermin	Dairon Blanco	Tucker Bradley	Angelo Castellano
4/9	TOLEDO	L, 8-2	Samad Taylor	Maikel Garcia	Tyler Gentry	CJ Alexander	Nick Pratto	Logan Porter	Dairon Blanco	Jakson Reetz	Angelo Castellano
4/11	@ Iowa	L, 9-6	Samad Taylor	Maikel Garcia	Tyler Gentry	Nick Pratto	Nick Loftin	Logan Porter	Freddy Fermin	Dairon Blanco	Tucker Bradley
4/12	@ Iowa	W, 10-6	Samad Taylor	Maikel Garcia	Tyler Gentry	Nick Loftin	CJ Alexander	Nick Loftin	Logan Porter	Dairon Blanco	Tucker Bradley
4/13	@ Iowa	L, 9-3	Samad Taylor	Maikel Garcia	Nick Pratto	Nick Loftin	CJ Alexander	Freddy Fermin	Angelo Castellano	Tucker Bradley	Angelo Castellano
4/14	@ Iowa	W, 11-8	Samad Taylor	Maikel Garcia	Tyler Gentry	Logan Porter	Nick Loftin	CJ Alexander	Freddy Fermin	Dairon Blanco	Angelo Castellano
4/18	WINNETT	L, 4-1	Samad Taylor	Maikel Garcia	Tyler Gentry	Nick Pratto	Nick Loftin	Logan Porter	Freddy Fermin	CJ Alexander	Angelo Castellano
4/19	WINNETT	L, 6-2	Samad Taylor	Maikel Garcia	Tyler Gentry	Nick Pratto	Logan Porter	Jakson Reetz	Dairon Blanco	Angelo Castellano	Tucker Bradley
4/20	WINNETT	W, 10-5	Samad Taylor	Maikel Garcia	Tyler Gentry	Nick Loftin	Nick Pratto	Freddy Fermin	Dairon Blanco	Angelo Castellano	Angelo Castellano
4/21	WINNETT	L, 7-3	Samad Taylor	Maikel Garcia	Tyler Gentry	Nick Pratto	Nick Loftin	CJ Alexander	Jakson Reetz	Tucker Bradley	Angelo Castellano
4/22	WINNETT	L, 5-2	Samad Taylor	Maikel Garcia	Tyler Gentry	Nick Pratto	Nick Loftin	CJ Alexander	Logan Porter	Dairon Blanco	Angelo Castellano
4/23	WINNETT	W, 5-3	Dairon Blanco	Maikel Garcia	Tyler Gentry	Nick Pratto	Nick Loftin	CJ Alexander	Jakson Reetz	Tucker Bradley	Angelo Castellano
4/25	@ Nashville	L, 8-3	Samad Taylor	Maikel Garcia	Tyler Gentry	Nick Pratto	Nick Loftin	Logan Porter	Jakson Reetz	Tucker Bradley	Angelo Castellano
4/26	@ Nashville	L, 5-0	Samad Taylor	Maikel Garcia	Tyler Gentry	Nick Pratto	Nick Loftin	CJ Alexander	Dairon Blanco	Brewer Hicklen	Angelo Castellano
4/27	@ Nashville	W, 2-1	Samad Taylor	Maikel Garcia	Tyler Gentry	Nick Pratto	Nick Loftin	Nate Eaton	CJ Alexander	Jakson Reetz	Dairon Blanco
4/28	@ Nashville	L, 4-3	Samad Taylor	Maikel Garcia	Tyler Gentry	Logan Porter	Nick Loftin	Nate Eaton	Brewer Hicklen	Dairon Blanco	Angelo Castellano
4/29	@ Nashville	L, 6-5 (10)	Samad Taylor	Maikel Garcia	Nate Eaton	Nick Loftin	Freddy Fermin	CJ Alexander	Jakson Reetz	Tucker Bradley	Angelo Castellano
5/1	@ Nashville	W, 10-5	Samad Taylor	Maikel Garcia	Tyler Gentry	Freddy Fermin	Nick Loftin	Logan Porter	Nate Eaton	Brewer Hicklen	Dairon Blanco
5/2	LOUISVILLE	L, 10-4	Samad Taylor	Nate Eaton	Tyler Gentry	Logan Porter	Nick Loftin	Jakson Reetz	Brewer Hicklen	Dairon Blanco	Angelo Castellano
5/3	LOUISVILLE	L, 7-4	Samad Taylor	Logan Porter	Tyler Gentry	Nick Loftin	CJ Alexander	Brewer Hicklen	Tucker Bradley	Angelo Castellano	Angelo Castellano
5/4	LOUISVILLE	L, 12-10	Samad Taylor	CJ Alexander	Tyler Gentry	Franklin Reyes	Nick Loftin	Logan Porter	Brewer Hicklen	Tucker Bradley	Angelo Castellano
5/5	LOUISVILLE	L, 4-3	Samad Taylor	Nick Loftin	Tyler Gentry	Franklin Reyes	Logan Porter	Brewer Hicklen	Jakson Reetz	Dairon Blanco	Clay Dungan
5/6	LOUISVILLE	W, 6-2	Samad Taylor	Nick Loftin	Tyler Gentry	Franklin Reyes	Logan Porter	CJ Alexander	Dairon Blanco	Tucker Bradley	Angelo Castellano
5/7	LOUISVILLE	W, 11-9	Samad Taylor	Nick Loftin	Tyler Gentry	Franklin Reyes	Logan Porter	CJ Alexander	Dairon Blanco	Tucker Bradley	Angelo Castellano
5/8	LOUISVILLE	L, 4-3	Samad Taylor	Nick Loftin	Tyler Gentry	Franklin Reyes	Logan Porter	Jakson Reetz	Dairon Blanco	Brewer Hicklen	Angelo Castellano
5/9	@ Scranton/WB	L, 14-2	Drew Waters	Samad Taylor	Tyler Gentry	Logan Porter	Nick Loftin	CJ Alexander	Brewer Hicklen	Tucker Bradley	Clay Dungan
5/10	@ Scranton/WB	L, 4-3	Samad Taylor	Nick Loftin	Tyler Gentry	Logan Porter	Brewer Hicklen	Jakson Reetz	Dairon Blanco	Clay Dungan	Angelo Castellano
5/11	@ Scranton/WB	W, 4-3 (11)	Drew Waters	Samad Taylor	Nick Loftin	Logan Porter	CJ Alexander	Brewer Hicklen	Dairon Blanco	Tucker Bradley	Angelo Castellano
5/12	@ Scranton/WB	W, 3-2	Drew Waters	Samad Taylor	Tyler Gentry	CJ Alexander	Jakson Reetz	Tucker Bradley	Dairon Blanco	Clay Dungan	Angelo Castellano
5/13	@ Scranton/WB	L, 8-6	Drew Waters	Samad Taylor	Tyler Gentry	Logan Porter	Nick Loftin	CJ Alexander	Brewer Hicklen	Dairon Blanco	Angelo Castellano
5/14	@ Scranton/WB	W, 6-3	Samad Taylor	Nick Loftin	Tyler Gentry	CJ Alexander	Jakson Reetz	Brewer Hicklen	Tucker Bradley	Dairon Blanco	Clay Dungan
5/15	TOLEDO	L, 9-2	Drew Waters	Nicky Lopez	Samad Taylor	Tyler Gentry	Johan Camargo	Nick Loftin	Logan Porter	CJ Alexander	Angelo Castellano
5/16	TOLEDO	W, 16-8	Drew Waters	Samad Taylor	Tyler Gentry	Logan Porter	Nick Loftin	Jakson Reetz	Dairon Blanco	Clay Dungan	Angelo Castellano
5/18	TOLEDO	W, 9-0	Drew Waters	Nicky Lopez	Samad Taylor	Tyler Gentry	CJ Alexander	Nick Loftin	Logan Porter	Brewer Hicklen	Tucker Bradley
5/19	TOLEDO	W, 9-1	Drew Waters	Samad Taylor	CJ Alexander	Tyler Gentry	Nick Loftin	Logan Porter	Dairon Blanco	Clay Dungan	Angelo Castellano
5/20	TOLEDO	L, 4-1	Drew Waters	Nicky Lopez	Samad Taylor	Tyler Gentry	CJ Alexander	Nick Loftin	Jakson Reetz	Clay Dungan	Angelo Castellano
5/21	@ St. Paul	W, 8-4	Drew Waters	Samad Taylor	Nick Loftin	Logan Porter	Brewer Hicklen	Jakson Reetz	Dairon Blanco	Tucker Bradley	Angelo Castellano
5/22	@ St. Paul	W, 6-1	Drew Waters	Samad Taylor	Nick Loftin	Tyler Gentry	Logan Porter	Greyson Jenista	Dairon Blanco	Clay Dungan	Angelo Castellano
5/24	@ St. Paul	L, 6-5	Drew Waters	Samad Taylor	Nick Loftin	Tyler Gentry	Logan Porter	Brewer Hicklen	Dairon Blanco	Jakson Reetz	Angelo Castellano
5/25	@ St. Paul	L, 8-6	Samad Taylor	Nick Loftin	Tyler Gentry	Logan Porter	Greyson Jenista	Dairon Blanco	Brewer Hicklen	Angelo Castellano	Tucker Bradley
5/26	@ St. Paul	W, 6-4	Samad Taylor	Nate Eaton	Nick Loftin	Logan Porter	Brewer Hicklen	Dairon Blanco	Jakson Reetz	Clay Dungan	Angelo Castellano
5/27	@ St. Paul	W, 14-1	Samad Taylor	Nate Eaton	Tyler Gentry	Logan Porter	Greyson Jenista	Dairon Blanco	Angelo Castellano	Tucker Bradley	Angelo Castellano
5/28	@ St. Paul	L, 10-6	Samad Taylor	Nate Eaton	Nick Loftin	CJ Alexander	Brewer Hicklen	Brewer Hicklen	Johan Camargo	Jakson Reetz	Clay Dungan
5/30	MEMPHIS	W, 7-6	Samad Taylor	Nate Eaton	Nick Loftin	Logan Porter	Dairon Blanco	CJ Alexander	Johan Camargo	Johan Camargo	Brewer Hicklen
5/31	MEMPHIS	L, 9-4	Samad Taylor	Nate Eaton	Tyler Gentry	CJ Alexander	Johan Camargo	Dairon Blanco	Jakson Reetz	Clay Dungan	Tucker Bradley
6/1	MEMPHIS	L, 12-6	Samad Taylor	Nate Eaton	Tyler Gentry	CJ Alexander	Johan Camargo	Dairon Blanco	Brewer Hicklen	Brewer Hicklen	Angelo Castellano
6/2	MEMPHIS	W, 10-9 (10)	Dairon Blanco	Nate Eaton	Tyler Gentry	CJ Alexander	Johan Camargo	Logan Porter	Brewer Hicklen	Clay Dungan	Tucker Bradley
6/3	MEMPHIS	L, 4-2	Dairon Blanco	Samad Taylor	Tyler Gentry	Johan Camargo	Nate Eaton	Logan Porter	Jakson Reetz	Brewer Hicklen	Angelo Castellano
6/4	MEMPHIS	L, 6-5	Dairon Blanco	Samad Taylor	Tyler Gentry	Johan Camargo	Nate Eaton	Logan Porter	CJ Alexander	Clay Dungan	Tucker Bradley
6/7	@ Indianapolis	W, 4-2	Dairon Blanco	Samad Taylor	Tyler Gentry	Johan Camargo	Nate Eaton	Logan Porter	Brewer Hicklen	Jakson Reetz	Angelo Castellano
6/8	@ Indianapolis	W, 9-7	Dairon Blanco	Samad Taylor	Tyler Gentry	Johan Camargo	Nate Eaton	Logan Porter	CJ Alexander	Clay Dungan	Tucker Bradley
6/8	@ Indianapolis	W, 15-7	Dairon Blanco	Samad Taylor	Tyler Gentry	Logan Porter	CJ Alexander	Brewer Hicklen	Clay Dungan	Angelo Castellano	Tucker Bradley
6/9	@ Indianapolis	W, 6-2	Dairon Blanco	Samad Taylor	Tyler Gentry	Johan Camargo	Logan Porter	CJ Alexander	Jakson Reetz	Brewer Hicklen	Angelo Castellano
6/10	@ Indianapolis	W, 9-3	Dairon Blanco	Samad Taylor	Tyler Gentry	Johan Camargo	CJ Alexander	Brewer Hicklen	Brewer Hicklen	Clay Dungan	Tucker Bradley
6/13	COLUMBUS	W, 13-4	Samad Taylor	Kyle Isbel	Tyler Gentry	Johan Camargo	Logan Porter	Brewer Hicklen	Jakson Reetz	Clay Dungan	Angelo Castellano
6/14	COLUMBUS	W, 6-1	Samad Taylor	John Rave	Tyler Gentry	Johan Camargo	Logan Porter	Matt Beatty	Clay Dungan	Jermaine Palacios	Tucker Bradley
6/15	COLUMBUS	W, 4-2	Samad Taylor	Kyle Isbel	Tyler Gentry	Matt Beatty	Logan Porter	John Rave	Brewer Hicklen	Jermaine Palacios	Angelo Castellano
6/16	COLUMBUS	W, 4-1	Brewer Hicklen	Kyle Isbel	Tyler Gentry	Logan Porter	Johan Camargo	Jose Briceño	Clay Dungan	Adeiny Hechavarría	Angelo Castellano
6/17	COLUMBUS	W, 13-4	Nate Eaton	John Rave	Matt Beatty	Logan Porter	Brewer Hicklen	Clay Dungan	Adeiny Hechavarría	Angelo Castellano	Tucker Bradley
6/18	COLUMBUS	W, 6-4	Nate Eaton	Kyle Isbel	Tyler Gentry	Logan Porter	Johan Camargo	Brewer Hicklen	Jermaine Palacios	Jose Briceño	Angelo Castellano
6/20	@ Rochester	L, 5-4	Nate Eaton	Kyle Isbel	Tyler Gentry	Logan Porter	Johan Camargo	Brewer Hicklen	Clay Dungan	Adeiny Hechavarría	Angelo Castellano
6/21	@ Rochester	W, 7-3	Brewer Hicklen	Clay Dungan	Tyler Gentry	Logan Porter	Nate Eaton	Jermaine Palacios	Adeiny Hechavarría	Jose Briceño	Tucker Bradley
6/22	@ Rochester	W, 8-4	Brewer Hicklen	Kyle Isbel	Logan Porter	Nate Eaton	Clay Dungan	Jermaine Palacios	Adeiny Hechavarría	Angelo Castellano	Tucker Bradley
6/23	@ Rochester										
6/24	@ Rochester										
6/25	@ Rochester										
6/28	IOWA										
6/29	IOWA										
6/30	IOWA										
7/1	IOWA										
7/2	IOWA										
7/3	IOWA										
7/4	@ Gwinnett										
7/5	@ Gwinnett										
7/6	@ Gwinnett										
7/7	@ Gwinnett										
7/8	@ Gwinnett										
7/9	@ Gwinnett										
7/14	INDIANAPOLIS										
7/15	INDIANAPOLIS										
7/16	INDIANAPOLIS										
7/18	ST. PAUL										
7/19	ST. PAUL										
7/20	ST. PAUL										
7/21	ST. PAUL										
7/22	ST. PAUL										
7/23	ST. PAUL										
7/25	@ Columbus										
7/26	@ Columbus										
7/27	@ Columbus										
7/28	@ Columbus										
7/29	@ Columbus										
7/30	@ Columbus										
8/1	@ Louisville										
8/2	@ Louisville										
8/3	@ Louisville										
8/4	@ Louisville										
8/5	@ Louisville										
8/6	@ Louisville										
8/9	IOWA										
8/10	IOWA										
8/11	IOWA										
8/12	IOWA										
8/13	IOWA										
8/15	@ Toledo										
8/16	@ Toledo										
8/17	@ Toledo										
8/18	@ Toledo										
8/19	@ Toledo										
8/20	@ Toledo										
8/22	ST. PAUL										
8/23	ST. PAUL										
8/24	ST. PAUL										
8/25	ST. PAUL										
8/26	ST. PAUL										
8/27	ST. PAUL										
8/29	LOUISVILLE										
8/30	LOUISVILLE										
8/31	LOUISVILLE										
9/1	LOUISVILLE										
9/2	LOUISVILLE										
9/3	LOUISVILLE										
9/5	@ Iowa										
9/6	@ Iowa										
9/7	@ Iowa										
9/8	@ Iowa										
9/9	@ Iowa										
9/10	@ Iowa										
9/12	INDIANAPOLIS										
9/13	INDIANAPOLIS										
9/14	INDIANAPOLIS										
9/15	INDIANAPOLIS										
9/16	INDIANAPOLIS										
9/17	INDIANAPOLIS										
9/19	@ Columbus										
9/20	@ Columbus										
9/21	@ Columbus										
9/22	@ Columbus										
9/23	@ Columbus										
9/24	@ Columbus										



	OPPONENT	RESULT	IP	H	R	ER	BB	SO	2B	3B	HR	TB	AVG	WHIP	WP	BK	HB	GDP	IBB	TBF	SV	SVO	ERA (SEASON)
3/21	@ Indianapolis	W, 8-6	9.0	11	6	1	2	7	4	0	1	18	(.297)	(1.44)	0	1	2	1	0	40	1	1	6.00
3/24	@ Indianapolis	W, 12-1	9.0	5	1	1	2	8	4	0	0	6	(.185)	(0.78)	0	0	1	1	0	31	0	0	5.50
4/2	@ Indianapolis	W, 8-3	9.0	11	3	3	5	10	1	1	1	17	(.314)	(1.78)	0	0	2	3	0	40	0	0	3.33
4/4	TOLEDO	L, 9-2	9.0	12	9	7	6	4	8	6	0	3	(.324)	(1.78)	0	0	0	1	0	41	0	0	4.75
4/5	TOLEDO	L, 7-6	9.0	12	7	6	5	10	3	0	1	18	(.316)	(1.89)	1	0	0	2	0	43	0	1	5.00
4/6	TOLEDO	W, 8-5	9.0	10	8	8	5	12	3	0	3	22	(.286)	(2.00)	1	1	1	1	0	44	0	0	5.97
4/7	TOLEDO	W, 9-4	9.0	9	4	4	5	8	0	2	1	16	(.250)	(1.56)	1	0	1	0	0	42	0	0	5.29
4/8	TOLEDO	W, 13-8	9.0	13	8	7	4	8	2	0	0	15	(.317)	(1.89)	0	1	2	1	0	47	0	0	5.50
4/9	TOLEDO	L, 6-2	9.0	13	8	6	4	10	2	0	3	24	(.317)	(1.89)	0	0	1	1	0	46	0	0	5.56
4/11	@ Iowa	L, 9-6	8.0	7	9	9	7	10	3	0	2	16	(.226)	(1.75)	0	0	1	0	0	39	0	0	5.97
4/12	@ Iowa	W, 10-6	9.0	8	6	6	2	10	2	1	2	18	(.235)	(1.11)	0	0	1	1	0	37	0	0	5.97
4/13	@ Iowa	L, 14-1	8.0	15	14	12	4	8	7	0	2	28	(.375)	(2.38)	0	0	2	0	0	46	0	0	6.54
4/14	@ Iowa	W, 11-8	9.0	11	8	7	4	14	2	0	2	19	(.297)	(1.67)	1	0	2	0	1	45	1	1	6.57
4/18	GWINNETT	L, 4-1	9.0	6	4	4	6	3	0	1	0	8	(.207)	(1.33)	2	0	0	0	0	39	0	0	6.39
4/19	GWINNETT	L, 6-2	9.0	10	6	6	5	3	0	2	19	(.286)	(1.22)	0	0	0	1	1	0	36	0	0	5.65
4/20	GWINNETT	L, 9-3	9.0	10	9	6	5	7	1	1	1	16	(.286)	(1.67)	2	0	0	1	0	41	0	0	6.34
4/21	GWINNETT	L, 7-3	9.0	11	7	4	4	8	4	0	1	18	(.297)	(1.67)	4	1	0	2	0	42	0	0	6.20
4/22	GWINNETT	W, 5-2	9.0	10	5	4	5	5	1	0	1	14	(.294)	(1.67)	0	0	2	1	0	42	0	0	6.08
4/23	GWINNETT	L, 12-10	8.0	13	12	10	3	7	2	0	0	10	(.229)	(1.72)	2	0	0	1	0	39	1	1	5.91
4/25	@ Nashville	W, 5-3	8.0	11	8	8	3	5	2	1	2	21	(.333)	(1.75)	0	0	0	0	0	38	0	0	6.05
4/26	@ Nashville	L, 5-0	8.0	11	5	5	3	5	3	0	1	17	(.333)	(1.75)	0	0	0	0	0	37	0	0	6.03
4/28	@ Nashville	W, 2-1	9.0	6	1	1	5	10	1	0	0	7	(.200)	(1.22)	0	0	1	1	0	36	1	1	5.80
4/29	@ Nashville	L, 6-5 (10)	8.2	7	4	3	4	7	1	0	0	8	(.233)	(1.27)	0	0	0	3	0	34	0	0	5.68
4/30	@ Nashville	W, 10-6	9.0	9	6	6	5	9	1	0	1	13	(.257)	(1.56)	3	0	1	0	0	42	0	0	5.66
5/2	LOUISVILLE	L, 10-4	9.0	14	10	10	5	8	1	0	1	18	(.368)	(2.11)	3	0	0	0	0	45	0	0	5.83
5/3	LOUISVILLE	L, 7-4	9.0	11	7	6	4	10	0	0	3	20	(.306)	(1.67)	0	0	1	1	0	41	0	0	5.84
5/4	LOUISVILLE	W, 12-10	8.0	13	12	10	3	7	2	0	1	16	(.333)	(1.89)	0	0	0	3	0	43	0	0	5.90
5/5	LOUISVILLE	W, 6-2	9.0	7	2	2	10	3	8	1	0	11	(.219)	(1.11)	0	0	0	0	0	36	0	1	5.85
5/6	LOUISVILLE	W, 11-9	9.0	13	9	9	3	9	4	0	2	23	(.342)	(1.78)	0	0	1	0	0	42	1	1	5.95
5/7	LOUISVILLE	L, 4-3	9.0	6	4	4	7	10	2	0	1	11	(.188)	(1.44)	1	1	0	4	0	39	0	1	5.89
5/10	@ Scranton/WB	L, 14-2	8.0	18	14	13	5	6	4	0	4	34	(.486)	(2.88)	0	0	2	4	0	45	0	0	6.14
5/11	@ Scranton/WB	L, 4-3	8.0	4	4	4	8	9	1	0	1	8	(.160)	(1.50)	0	0	1	2	0	34	0	0	6.09
5/12	@ Scranton/WB	W, 4-3 (11)	11.0	8	3	3	6	15	3	0	0	11	(.216)	(1.27)	1	0	1	1	2	44	0	1	5.96
5/13	@ Scranton/WB	W, 3-2	9.0	4	2	2	5	8	0	0	1	7	(.133)	(1.00)	0	0	0	0	0	35	1	1	5.85
5/14	@ Scranton/WB	L, 8-6	8.1	10	8	8	7	7	1	0	2	17	(.333)	(2.04)	1	0	1	2	0	38	0	1	5.92
5/16	@ Scranton/WB	W, 6-3	9.0	9	3	3	5	13	1	0	2	16	(.250)	(1.56)	0	0	0	0	0	41	1	2	5.84
5/17	TOLEDO	L, 9-2	9.0	12	9	7	3	11	3	0	3	24	(.308)	(1.67)	2	0	0	1	0	42	0	0	5.87
5/17	TOLEDO	W, 16-8	9.0	14	8	8	2	14	2	0	3	25	(.341)	(1.78)	1	0	0	0	0	43	0	0	5.92
5/18	TOLEDO	W, 9-0	9.0	3	0	0	4	9	1	0	0	4	(.107)	(0.78)	1	0	1	2	0	33	0	0	5.70
5/19	TOLEDO	W, 9-1	9.0	6	1	0	4	7	2	0	0	8	(.188)	(1.11)	1	0	0	1	0	36	0	0	5.63
5/20	TOLEDO	L, 4-1	9.0	5	4	4	8	8	0	0	5	19	(.279)	(1.44)	0	0	2	1	0	39	0	0	5.68
5/21	TOLEDO	W, 8-4	9.0	15	4	4	1	6	6	0	2	27	(.385)	(1.78)	0	0	2	2	0	42	0	0	5.56
5/23	@ St. Paul	W, 6-1	9.0	6	1	1	2	7	1	0	0	7	(.182)	(0.89)	0	0	0	0	0	35	0	0	5.45
5/24	@ St. Paul	L, 6-5	8.0	9	6	6	6	13	2	0	0	11	(.273)	(1.88)	0	0	0	0	0	39	0	0	5.48
5/25	@ St. Paul	W, 6-4	8.0	10	8	5	5	7	1	0	1	18	(.318)	(1.88)	0	0	0	1	0	38	0	1	5.45
5/26	@ St. Paul	W, 6-4	9.0	8	4	4	7	7	1	0	1	12	(.250)	(1.67)	0	0	1	1	0	40	1	1	5.45
5/27	@ St. Paul	L, 14-1	8.0	16	14	11	6	12	2	1	2	26	(.381)	(2.75)	0	0	0	0	0	48	0	0	5.58
5/28	@ St. Paul	L, 10-6	8.0	9	10	6	3	7	1	0	2	16	(.290)	(1.50)	0	0	1	0	0	36	0	1	5.60
5/30	MEMPHIS	W, 7-6	9.0	6	6	6	9	8	8	0	2	13	(.194)	(1.67)	0	0	1	1	0	41	1	1	5.61
6/1	MEMPHIS	L, 5-4	9.0	11	9	7	4	10	1	0	6	30	(.282)	(1.67)	1	0	0	0	0	44	0	0	5.64
6/1	MEMPHIS	L, 12-6	9.0	11	12	12	11	8	2	0	3	22	(.297)	(2.44)	0	0	0	1	0	48	0	0	5.76
6/2	MEMPHIS	W, 10-9 (10)	10.0	12	9	7	7	10	2	0	1	17	(.300)	(1.90)	0	0	0	3	0	48	0	1	5.77
6/3	MEMPHIS	L, 4-2	9.0	6	4	3	1	9	1	0	1	10	(.176)	(0.78)	2	0	0	0	0	35	0	0	5.72
6/4	MEMPHIS	W, 6-5	9.0	9	6	6	7	11	2	0	13	(.257)	(1.78)	1	0	0	1	0	42	0	1	5.73	
6/6	@ Indianapolis	W, 4-2	9.0	7	2	2	6	12	0	1	0	9	(.219)	(1.44)	0	0	0	1	0	40	1	1	5.66
6/7	@ Indianapolis	W, 9-7	9.0	10	7	7	4	13	3	1	1	18	(.286)	(1.56)	0	0	1	1	0	39	0	0	5.68
6/8	@ Indianapolis	W, 15-7	9.0	11	7	7	8	7	3	0	1	17	(.306)	(2.11)	0	0	0	1	0	44	0	0	5.70
6/9	@ Indianapolis	W, 6-2	9.0	8	2	2	1	12	1	0	1	12	(.216)	(1.00)	0	0	0	0	0	38	0	0	5.64
6/10	@ Indianapolis	W, 9-5	9.0	8	5	5	10	11	0	0	9	(.242)	(2.00)	0	0	1	0	0	44	1	1	5.63	
6/13	COLUMBUS	W, 6-5	9.0	9	5	5	6	10	3	0	1	15	(.250)	(1.67)	1	0	1	0	0	43	1	2	5.62
6/14	COLUMBUS	W, 6-1	9.0	4	1	1	6	11	0	0	0	4	(.133)	(1.11)	0	0	1	0	0	38	0	0	5.54
6/15	COLUMBUS	W, 4-2	9.0	5	2	2	1	4	0	0	2	11	(.161)	(0.67)	0	0	1	1	0	33	1	1	5.49
6/16	COLUMBUS	W, 4-1	9.0	6	1	1	3	6	0	0	6	(.194)	(1.00)	0	0	3	0	0	34	0	0	5.42	
6/17	COLUMBUS	W, 13-4	9.0	11	4	4	4	7	1	0	2	18	(.297)	(1.67)	1	0	0	1	0	41	0	0	5.39
6/18	COLUMBUS	W, 6-4	9.0	6	4	4	5	9	2	1	0	10	(.194)	(1.22)	2	0	0	0	0	37	1	1	5.37
6/20	@ Rochester	L, 5-4	8.0	7	5	5	5	13	1	0	1	11	(.233)	(1.50)	1	1	1	0	0	36	0	1	5.38
6/21	@ Rochester	W, 7-3	9.0	7	3	2	2	8	1	0	1	11	(.219)	(1.00)	1	0	0	0	0	36	0	0	5.33
6/22	@ Rochester	W, 8-4	9.0	8	4	4	5	7	1	0	3	18	(.229)	(1.44)	1	0	0	0	0	40	0	0	5.31
6/24	@ Rochester																						
6/25	@ Rochester																						
6/28	IOWA																						
6/29	IOWA																						
6/30	IOWA																						
7/1	IOWA																						



	OPPONENT	RESULT	AB	R	H	TB	2B	3B	HR	XBH	RBI	BB	IBB	SO	SB	CS	HBP	SAC	SF	GDP	LOB	AVG (SEASON)	
3/31	@ Indianapolis	W 8-6	40	8	12	16	2	1	0	3	8	9	0	12	3	0	0	0	0	0	14	300	
4/1	@ Indianapolis	W 12-1	42	12	16	24	2	0	2	3	12	9	0	10	3	0	0	0	0	0	11	311	
4/2	@ Indianapolis	W 8-3	39	8	12	22	1	0	3	4	8	4	0	5	2	0	1	0	0	0	9	331	
4/4	TOLEDO	L 9-2	29	2	6	12	1	1	1	3	2	6	0	7	2	0	0	0	0	4	6	307	
4/5	TOLEDO	L 7-6	34	6	8	18	1	0	3	4	6	4	0	10	1	1	0	0	0	1	6	293	
4/6	TOLEDO	L 8-5	32	5	7	15	0	1	2	3	3	3	0	12	2	1	0	0	0	1	4	280	
4/7	TOLEDO	W 9-4	34	9	12	18	3	0	1	4	8	4	0	11	0	0	0	0	1	1	6	292	
4/8	TOLEDO	W 13-8	36	13	12	26	2	0	4	6	13	5	0	9	0	0	0	0	0	0	4	297	
4/9	TOLEDO	L 8-2	33	2	6	11	2	0	1	3	2	6	0	12	0	0	2	0	0	0	12	285	
4/11	@ Iowa	L 9-6	38	6	10	20	4	0	2	6	6	1	0	6	0	0	2	0	0	0	12	283	
4/12	@ Iowa	W 10-6	33	10	12	29	5	0	4	9	10	3	0	9	1	1	0	0	0	0	5	286	
4/13	@ Iowa	L 14-1	31	1	6	12	3	0	1	4	1	1	0	4	0	0	0	0	0	1	4	279	
4/14	@ Iowa	W 11-8	38	11	11	14	3	0	0	3	10	7	0	7	5	1	2	0	1	0	10	280	
4/18	GWINNETT	L 4-1	31	1	7	10	3	0	0	3	1	3	0	10	0	0	1	0	0	1	7	277	
4/19	GWINNETT	L 9-3	31	2	6	14	2	0	2	4	2	3	0	7	2	0	0	0	2	0	1	5	272
4/20	GWINNETT	L 9-3	27	3	3	4	1	0	0	1	3	11	0	10	2	0	0	0	2	1	10	264	
4/21	GWINNETT	L 7-3	35	3	9	13	1	0	1	2	3	4	0	8	1	0	0	0	0	1	9	264	
4/22	GWINNETT	L 5-2	27	2	4	8	1	0	2	2	4	0	0	8	0	1	0	0	0	3	6	259	
4/23	GWINNETT	L 6-5	31	3	12	15	3	0	0	3	5	4	0	7	6	1	0	0	0	0	6	253	
4/25	@ Nashville	L 8-3	29	3	5	6	1	0	0	1	3	3	0	12	0	0	1	0	0	2	3	261	
4/26	@ Nashville	L 5-0	30	0	4	5	1	0	0	1	0	2	0	7	3	0	0	0	0	2	5	255	
4/28	@ Nashville	W 2-1	33	2	5	13	2	0	1	3	2	2	0	11	2	0	1	0	0	1	7	255	
4/28	@ Nashville	L 4-3	30	3	5	5	0	0	0	1	3	2	0	9	2	0	1	0	0	1	7	251	
4/29	@ Nashville (10)	L 6-5	37	5	8	15	4	0	1	5	4	4	0	6	0	0	0	0	0	0	2	251	
4/30	@ Nashville	W 10-6	34	10	11	23	3	0	3	6	10	7	0	7	3	0	1	1	3	1	9	253	
5/2	LOUISVILLE	L 10-4	33	4	6	9	1	1	0	2	4	7	0	10	0	1	1	0	0	1	10	250	
5/3	LOUISVILLE	L 7-4	34	4	10	13	3	0	0	3	4	2	0	6	0	0	0	0	0	3	5	252	
5/4	LOUISVILLE	L 12-10	40	10	11	17	3	0	1	8	4	1	0	11	6	0	0	1	0	0	9	252	
5/5	LOUISVILLE	W 6-2	30	6	5	12	1	0	2	3	6	3	0	10	3	0	0	0	0	0	3	250	
5/6	LOUISVILLE	W 11-9	31	11	12	16	1	0	1	2	10	6	0	6	2	1	4	1	1	0	8	254	
5/7	LOUISVILLE	L 4-3	35	3	8	17	1	1	2	4	3	2	0	10	2	0	0	0	0	1	7	253	
5/9	@ Scranton/WB	L 14-2	31	2	4	8	1	0	1	2	1	0	0	5	0	0	0	0	0	0	2	248	
5/10	@ Scranton/WB	L 4-3	30	3	5	11	1	0	1	3	7	4	0	8	3	1	1	0	1	0	9	248	
5/11	@ Scranton/WB	W 4-3 (11)	36	4	4	8	1	0	1	2	2	7	0	9	3	0	1	0	0	2	6	243	
5/12	@ Scranton/WB	W 3-2	32	3	8	10	2	0	0	2	3	2	1	0	7	1	1	0	0	1	0	5	243
5/13	@ Scranton/WB	L 8-6	37	6	14	21	4	0	1	5	6	5	0	13	2	1	0	0	0	0	6	248	
5/14	@ Scranton/WB	W 6-3	33	6	7	20	2	1	3	6	5	6	0	13	2	1	0	0	0	0	6	247	
5/16	TOLEDO	W 9-2	36	9	9	10	1	0	0	1	2	8	0	12	2	0	0	0	0	0	15	247	
5/17	TOLEDO	W 16-8	41	16	18	34	7	0	3	10	15	5	0	9	3	0	2	0	0	1	8	253	
5/18	TOLEDO	W 9-0	36	9	14	20	3	0	1	4	9	4	0	6	0	0	1	0	0	2	8	256	
5/19	TOLEDO	W 9-1	32	9	12	18	4	1	0	5	8	4	0	7	5	1	1	0	0	1	9	259	
5/20	TOLEDO	L 4-1	29	2	2	4	0	0	0	1	7	0	0	16	2	0	0	0	0	0	9	255	
5/21	TOLEDO	W 8-1	35	8	12	28	2	1	4	7	7	6	0	6	2	0	0	0	0	1	9	257	
5/23	@ St. Paul	W 8-4	35	6	10	18	5	0	1	6	6	4	0	11	0	0	0	0	1	2	7	258	
5/24	@ St. Paul	L 6-5	38	5	11	15	1	0	1	2	5	6	0	12	1	1	0	0	0	1	12	259	
5/25	@ St. Paul	L 8-6	36	6	10	16	3	0	1	4	6	7	0	6	6	0	2	1	0	1	12	259	
5/26	@ St. Paul	W 6-4	32	6	8	9	1	0	0	1	3	8	0	7	7	1	1	0	0	2	8	259	
5/27	@ St. Paul	L 14-1	28	1	6	9	0	0	1	1	7	0	0	8	0	2	1	0	0	4	8	258	
5/28	@ St. Paul	L 10-6	34	6	11	12	1	0	0	1	5	3	0	5	2	0	0	0	0	4	4	260	
5/30	MEMPHIS	W 7-6	34	7	12	24	4	1	2	7	4	0	0	5	0	0	1	0	0	1	6	261	
6/1	MEMPHIS	L 9-4	37	4	9	9	0	0	0	0	3	1	0	10	3	0	1	0	0	1	8	261	
6/2	MEMPHIS	W 10-9 (10)	34	6	9	20	2	0	3	5	6	6	0	10	1	0	1	0	0	2	8	261	
6/3	MEMPHIS	L 4-2	40	10	13	20	4	0	1	5	9	3	0	8	4	1	0	2	1	0	8	263	
6/4	MEMPHIS	L 6-5	31	2	6	7	1	0	0	1	6	0	0	11	0	0	0	0	0	1	8	261	
6/6	@ Indianapolis	L 6-5	37	5	12	13	1	0	0	1	4	6	0	8	2	0	0	0	0	2	11	263	
6/7	@ Indianapolis	W 4-2	32	4	8	13	2	0	1	3	4	2	0	5	5	0	1	0	1	0	5	262	
6/8	@ Indianapolis	W 9-7	33	9	10	16	3	0	1	4	9	10	0	7	5	0	1	0	2	2	10	263	
6/9	@ Indianapolis	W 15-7	36	15	12	19	3	0	1	4	15	11	0	11	4	0	0	0	3	0	8	264	
6/10	@ Indianapolis	W 6-2	39	6	13	18	3	0	1	4	6	0	0	8	2	0	1	0	0	1	7	266	
6/13	COLUMBUS	W 10-9	37	12	18	3	0	1	4	8	10	8	0	10	8	5	0	1	0	0	13	267	
6/13	COLUMBUS	W 6-5	29	6	7	14	1	0	2	3	6	4	0	10	2	0	1	0	0	1	4	266	
6/14	COLUMBUS	W 6-1	26	6	5	16	2	0	3	5	6	6	0	7	2	0	1	1	1	0	5	265	
6/15	COLUMBUS	W 4-2	29	4	6	8	0	1	0	1	4	3	0	8	2	0	1	0	1	0	6	265	
6/16	COLUMBUS	W 4-1	30	4	10	18	3	0	1	6	4	3	0	7	0	0	0	0	0	1	5	266	
6/17	COLUMBUS	W 13-4	37	13	15	23	2	0	2	4	13	9	0	10	0	0	0	0	1	1	10	268	
6/18	COLUMBUS	W 6-4	34	6	13	23	4	0	2	6	6	1	0	7	1	0	2	0	0	1	7	270	
6/20	@ Rochester	L 5-4	31	4	7	8	1	0	0	1	4	7	0	10	0	2	0	0	0	1	8	269	
6/21	@ Rochester	W 7-3	35	7	10	13	3	0	0	3	6	6	0	8	0	0	0	0	0	2	7	269	
6/22	@ Rochester	W 8-4	37	8	11	16	2	0	1	3	7	3	0	12	2	0	1	0	0	1	6	270	
6/23	@ Rochester																						
6/24	@ Rochester																						
6/25	@ Rochester																						
6/28	IOWA																						
6/29	IOWA																						
6/30	IOWA																						
7/1	IOWA																						
7/2	IOWA																						
7/3	IOWA																						
7/4	@ Gwinnett																						
7/5	@ Gwinnett																						
7/6	@ Gwinnett																						
7/7	@ Gwinnett																						
7/8	@ Gwinnett																						
7/9	@ Gwinnett																						

HITTING

SERIES	OPPONENT	DATES	AVG	G	AB	R	H	TB	2B	3B	HR	RBI	BB	IBB	SO	SB	CS	OBP	SLG	OPS	PA	SAC	SF	HBP	GIDP
SERIES 1	@ Indianapolis	3/31 - 4/2	.331	3	121	28	40	62	5	1	5	28	19	0	27	10	0	.420	.512	.932	143	0	2	1	0
SERIES 2	TOLEDO	4/4 - 4/9	.258	6	198	37	51	100	9	2	12	34	28	0	61	5	2	.355	.505	.860	231	0	2	3	7
SERIES 3	@ Iowa	4/11 - 4/16	.269	4	145	28	39	75	15	0	7	27	12	0	26	6	2	.335	.517	.852	161	0	1	3	1
SERIES 4	GWINNETT	4/18 - 4/23	.225	6	182	16	41	64	11	0	4	16	29	0	50	11	3	.330	.352	.682	215	0	3	1	7
SERIES 5	@ Nashville	4/25 - 4/30	.212	6	193	23	41	67	11	0	5	21	20	0	52	11	1	.292	.347	.639	220	1	3	3	9
SERIES 6	LOUISVILLE	5/2 - 5/7	.256	6	203	38	52	84	10	2	6	35	24	0	48	13	2	.349	.414	.763	236	1	2	6	4
SERIES 7	@ Scranton/WB	5/9 - 5/14	.211	6	199	24	42	78	11	2	7	20	20	0	50	12	4	.290	.392	.682	224	0	2	3	3
SERIES 8	TOLEDO	5/16 - 5/21	.321	6	209	45	67	112	17	2	8	42	38	0	56	14	1	.433	.536	.969	252	0	1	4	5
SERIES 9	@ St. Paul	5/23 - 5/28	.276	6	203	30	56	79	11	0	4	26	35	0	49	16	4	.391	.389	.780	243	0	1	4	14
SERIES 10	MEMPHIS	5/30 - 6/4	.286	6	213	34	61	93	12	1	6	28	24	0	52	10	3	.365	.437	.802	243	2	1	3	7
SERIES 11	@ Indianapolis	6/6 - 6/11	.311	5	177	43	55	84	14	0	5	42	33	1	39	21	1	.414	.475	.889	221	1	7	3	3
SERIES 12	COLUMBUS	6/13 - 6/18	.303	6	185	39	56	102	14	1	10	39	26	0	49	7	1	.397	.551	.948	220	1	3	5	4
SERIES 13	@ Rochester	6/20 - 6/25																							
SERIES 14	IOWA	6/28 - 7/3																							
SERIES 15	@ Gwinnett	7/4 - 7/9																							
SERIES 16	INDIANAPOLIS	7/14 - 7/16																							
SERIES 17	ST. PAUL	7/18 - 7/23																							
SERIES 18	@ Columbus	7/25 - 7/30																							
SERIES 19	@ Louisville	8/1 - 8/6																							
SERIES 20	IOWA	8/8 - 8/13																							
SERIES 21	@ Toledo	8/15 - 8/20																							
SERIES 22	ST. PAUL	8/22 - 8/27																							
SERIES 23	LOUISVILLE	8/29 - 9/3																							
SERIES 24	@ Iowa	9/5 - 9/10																							
Series 25	INDIANAPOLIS	9/12 - 9/17																							
Series 26	@ Columbus	9/19 - 9/24																							

PITCHING

SERIES	OPPONENT	DATES	W	L	ERA	G	GS	CG	SHO	GF	HLD	SV	SVO	IP	H	R	ER	HR	HB	BB	IBB	SO	AVG	WP	BK	GIDP
SERIES 1	@ Indianapolis	3/31 - 4/2	3	0	3.33	3	3	0	0	3	0	1	1	27.0	27	10	10	2	3	9	0	25	.273	0	1	9
SERIES 2	TOLEDO	4/4 - 4/9	2	4	6.67	6	6	0	0	6	0	0	1	54.0	69	44	40	11	4	30	0	56	.303	2	1	6
SERIES 3	@ Iowa	4/11 - 4/16	2	2	9.00	4	4	0	0	4	2	1	1	34.0	41	37	34	8	6	17	1	42	.289	1	0	1
SERIES 4	GWINNETT	4/18 - 4/23	1	5	4.50	6	6	0	0	6	3	1	1	54.0	55	34	27	5	2	24	0	39	.268	10	1	6
SERIES 5	@ Nashville	4/25 - 4/30	2	4	4.85	6	6	0	0	6	6	1	4	52.0	57	30	28	5	3	26	0	43	.284	3	0	4
SERIES 6	LOUISVILLE	5/2 - 5/7	2	4	6.83	6	6	0	0	6	3	2	3	54.0	64	44	41	14	2	26	0	53	.298	4	1	2
SERIES 7	@ Scranton/WB	5/9 - 5/14	3	3	5.57	6	6	0	0	6	7	2	5	53.1	53	34	33	10	5	36	2	58	.272	3	0	9
SERIES 8	TOLEDO	5/16 - 5/21	4	2	3.83	6	6	0	1	6	3	0	0	54.0	55	26	23	8	5	22	0	55	.266	5	0	7
SERIES 9	@ St. Paul	5/23 - 5/28	2	4	5.94	6	6	0	0	6	1	1	3	50.0	58	43	33	6	3	29	0	51	.286	0	0	2
SERIES 10	MEMPHIS	5/30 - 6/4	2	4	6.71	6	6	0	0	6	4	1	3	55.0	55	46	41	13	0	39	0	56	.255	4	0	6
SERIES 11	@ Indianapolis	6/6 - 6/11	5	0	4.60	5	5	0	0	5	2	2	2	45.0	44	23	23	3	1	29	0	55	.254	1	0	4
SERIES 12	COLUMBUS	6/13 - 6/18	6	0	2.83	6	6	0	0	6	6	3	4	54.0	41	17	17	5	3	25	0	47	.209	4	0	5
SERIES 13	@ Rochester	6/20 - 6/25																								
SERIES 14	IOWA	6/28 - 7/3																								
SERIES 15	@ Gwinnett	7/4 - 7/9																								
SERIES 16	INDIANAPOLIS	7/14 - 7/16																								
SERIES 17	ST. PAUL	7/18 - 7/23																								
SERIES 18	@ Columbus	7/25 - 7/30																								
SERIES 19	@ Louisville	8/1 - 8/6																								
SERIES 20	IOWA	8/8 - 8/13																								
SERIES 21	@ Toledo	8/15 - 8/20																								
SERIES 22	ST. PAUL	8/22 - 8/27																								
SERIES 23	LOUISVILLE	8/29 - 9/3																								
SERIES 24	@ Iowa	9/5 - 9/10																								
Series 25	INDIANAPOLIS	9/12 - 9/17																								
Series 26	@ Columbus	9/19 - 9/24																								

 SERIES WINS: 3 (1 at Home, 2 on Road)

 SERIES LOSSES: 6 (4 at Home, 2 on Road)

 SERIES SPLITS: 2 (2 on Road)

STARTING PITCHERS

[illegible]

RELIEVERS

[illegible]