

# LAS VEGAS AVIATORS 2026 MEDIA GUIDE



TRIPLE-A AFFILIATE OF THE  
ATHLETICS



AVIATORSLV.COM | @AVIATORSLV





# LAS VEGAS AVIATORS IN THE COMMUNITY



The Las Vegas Aviators have the proud distinction of being Nevada's longest enduring professional sports franchise. Las Vegas Triple-A baseball was born on April 10, 1983 before a crowd of 10,622 at Cashman Field. The 2026 season will mark the organization's 43rd campaign as a member of the Pacific Coast League.

During their storied history, the Aviators have made it one of their core missions to give back to the Las Vegas community through a variety of philanthropic endeavors, including: school functions, children's hospital visits and charity events associated with numerous Southern Nevada businesses and community-based organizations.

**"The Las Vegas franchise is dedicated to be a community partner and we need to give back to the city that we play in," Aviators President/COO Don Logan said. "We have provided the best in fun, family-oriented entertainment for the citizens of Southern Nevada since 1983, and along the way we have proudly lent our support to countless charitable initiatives and will continue to do so."**



The Las Vegas franchise's community involvement includes annually coordinating mascot appearances and donating team merchandise and/or discounted game tickets to numerous schools, businesses and charities. The Aviators also schedule seasonal player appearances at schools; conduct pre-game Little League Baseball "Run Outs" with the team and Autograph Days at Las Vegas Ballpark; presented an annual School Day Game; and arrange children's hospital visits with players.

Aviators staff members have volunteered their time to read to school children during Nevada Reading Week, answer phones during the Vegas PBS (KLVX-TV) pledge drives; assist local radio stations with the 4 Corners Food Drive during the holidays and Wynn Foundation's Feed the Funnel, interactive experience preparing food boxes for area pantries.

Other organizations the Aviators have supported over the years include: American Cancer Society; Tip A 51 Luncheon (to benefit Candlelighters for Childhood Cancer, Nevada Diabetes Association, American Heart Association, Olive Crest & the Las Vegas Metropolitan Police Department (LVMPD) Foundation); Boys & Girls Club; Desert Research Institute (Nevada Medal Dinner); Goodwill of Southern Nevada; LVMPD (Volunteer Appreciation Luncheon); Las Vegas Police Protective Association Metro, Inc.; Las Vegas Natural History Museum; Las Vegas Nursing Facility (National Nursing Home Week); Lied Discovery Children's Museum; Make-A-Wish Foundation; The March of Dimes (WalkAmerica event); Nevada Child Seekers; Nevada Commission for National & Community Service; Ronald McDonald House Charities (RMHC); UNLV National Youth Sports Programs; the Rape Crisis Center; The Shade Tree; and The Southern Nevada affiliate of Susan G. Komen for the Cure Organization.

If you wish to explore how the Aviators can assist with your organization's charitable event or fundraising opportunity, please call (702) 943-7200.



## LAS VEGAS BALLPARK

1650 S. Pavilion Center Drive  
Las Vegas, NV 89135  
(702) 943-7200

# TABLE OF CONTENTS

Aviators In The Community	IFC
Front Office Staff Directory	2
Aviators Quick Facts	3
Don Logan, President/COO	4
Chuck Johnson, GM/VP of Sales & Marketing	5
Aviators Vice President biographies	6-8
Aviators Front Office Staff	9-10
Aviators Medical Staff	10
Aviators Support Staff	11
Don Schulze, Pitching Coach; Kevin Kouzmanoff, Asst. Hitting Coach	11
Fran Riordan, Manager	12-13
Brian McArn, Hitting Coach	14
Paul Abbott, Pitching Coach	14
Las Vegas Aviators Player Profiles	15-46
Las Vegas Ballpark: Facts, Yearly Attendance, Firsts in Triple-A baseball History	47-48
2025 Aviators Final Statistics	50
2025 Game Results	51-52
Las Vegas Triple-A Baseball History and Records	53-63
Year-by-Year Record & Statistics; All-Time Record vs. Opponents	53-54
Individual Season Records	58-59
Individual Career Records	60-61
The Mayor's Trophy All-Time Winners (1983-2019, 2021-25)	62
Las Vegas All-Time "1-0" Games	63
All-Time Roster (1983-2025)	64-72
Las Vegas All-Time Managers List	73-75
Pacific Coast League Opponents	76-95
The Silver State Diamond Challenge (Reno vs. Las Vegas)	83
2025 Pacific Coast League Standings, All-PCL Team	96
Triple-A Baseball Stadiums	97
Pacific Coast League 122 Years (1903-2020, 2022 -)	98
PCL All-Time Champions, Batting Leaders, H.R. Kings	98
All-Time Home & Away Records/Yearly Standings	99
All-Time Opponents at Cashman Field & Las Vegas Ballpark	100-101
Former Las Vegas Stars/51s/Aviators Players/Coaches in MLB (2025)	102-103
Las Vegas Ballpark Scoreboard	104
Las Vegas Reyes de Plata ("Silver Kings")/Playoff Recap/All-Time Triple-A Champs	105
1983 Las Vegas Stars Induction In SNHOF/Pete Alonso Final HR!	106
Las Vegas All-Time PCL Batting Champions & MVP's	107
The Athletics Organization	108-113
L.V. Franchise All-Time Play-by-Play Broadcasters List	114
Aviators Website/Aviator & Spruce	115
Media Information; Bob Blum Broadcast Booth	116
Aviators on Raider Nation Radio 920 AM; MiLB.TV	117
Russ Langer, Director of Broadcasting; Matt Neverett, Broadcaster	117
Looking Back Over 42 Seasons	118-119
2025 Year In Review	120
Las Vegas Aviators (Team Nickname & Logo)	121
Las Vegas Ballpark Honors	122
Cashman Field (1983-2018)	123
Las Vegas Media Outlets	124
2026 Athletics Schedule; In Memory of Dan Bickmore (1960-2025)	IBC
2026 Aviators Schedule	Back Cover

## CREDITS

The 2026 Las Vegas Aviators Media Guide was compiled, written, edited and typesetting by Jim Gemma, Media Relations Director. Cover art and graphic design by Chuck Johnson. Aviators action photos by Steve Spatafore. Athletics head shots courtesy of the A's. Photo on page 104 by J Rick Martin. Player profiles information was compiled by the Athletics Communications Department and Jim Gemma. **The player profiles (as of March 1) are on prospective players & non-roster invitees from the Athletics organization that may see action for the Las Vegas Aviators during the 2026 season.** Statistics data were provided by Major League Baseball Statistics. Top 10 Prospects provided by *Baseball America*. The 2026 Media Guide was printed by Taylor Print Impressions, 4151 N. Pecos Road, Suite 203, Las Vegas, Nevada. (702) 643-2110. *Special thanks to Jay Nickels of Taylor Print Impressions.*



# STAFF DIRECTORY



## LAS VEGAS AVIATORS STAFF

President/COO  
 General Manager/VP of Sales & Marketing  
 Vice President of Business Operations  
 Vice President, Head of Ticket Sales  
 Vice President of Ticket Sales  
 Vice President of Ticket Operations  
 Vice President of Ballpark Operations  
 Vice President of Sponsorships  
 Director of Business Development  
 Senior Director of Game Entertainment  
 Director of Team Operations  
 Director of Media Relations  
 Director of Ticket Sales  
 Director of Broadcasting  
 Director of Events  
 Director of Retail Operations  
 Specialist, Marketing & Game Entertainment  
 Account Manager  
 Purchasing Administrator  
 Senior Account Executive  
 Account Executive  
 Account Executive  
 Box Office Manager  
 Ticket Service Specialist  
 Ticket Service Specialist  
 Coordinator of Retail Operations  
 Facilities Manager  
 Facility Maintenance Engineer  
 Senior Director, Information Technology  
 Senior Manager, Technology Services  
 Application Support Analyst  
 Office Assistant

Don Logan  
 Chuck Johnson  
 Jason Weber  
 Erik Eisenberg  
 Bryan Frey  
 Siobhan Steiermann  
 Bill Corder  
 James Jensen  
 Larry Brown  
 Gary Arlitz  
 Steve Dwyer  
 Jim Gemma, (702) 943-7226  
 Rickie Ritchie  
 Russ Langer  
 Emily Stomberg  
 Tom Brazile  
 Matt Neverett  
 Breana Burke  
 Kirsten Sheff  
 Daniel Crawford  
 David McCoy  
 Blake Steaman  
 Jessica Becerra  
 Jasmine Hamilton  
 Jimmy Lam  
 Daymian Yohner  
 CJ Rodriguez  
 Mason Piccinetti  
 Michael Muniz  
 Christian Sanborn  
 Steven Shigley  
 Kelly Corder

### GAME DAY STAFF

Public Address Announcers - Luc de La Soujeole, Justin Phelps  
*RIP Dan "The Captain" Bickmore ...*  
 Official Scorer - Peter Legner  
 MLBAM Gameday Stringers - Miguel Esnard, Amanda Plocica, Ulysses Ramos, Paul Delos Santos, Hank Widmer  
 Field Time Coordinators - Amanda Plocica, Kira Plocica, Trent Digiulio, Stacy Hale  
 BOSS Operators - Barbara Freeman, Amanda Plocica, Hank Widmer  
 Team Photographer - Steve Spatafore  
 Team Videographer - Dave Meador  
 Assistant to President/MLB Scouts Liaison - Dick Calvert



**For official team merchandise,  
 visit: [aviatorslv.com](http://aviatorslv.com) (SHOP)**



**Follow the Aviators on Facebook:  
 Las Vegas Aviators Baseball Team;  
 X@AviatorsLV; Instagram@aviatorslv**



# QUICK FACTS



<b>Ownership -</b>	Summerlin Las Vegas Baseball Club LLC
<b>Affiliation -</b>	Athletics (2019)
<b>Nickname</b>	Aviators, 2019 - ; 51 <sup>S</sup> , 2001-18; Stars, 1983-2000
<b>Colors -</b>	Navy, Orange, Tangerine, Gold, Yellow, Gray
<b>Franchise Established -</b>	1983, moved from Spokane, Wash.
<b>Stadium/Opening/Capacity -</b>	Las Vegas Ballpark, 2019 (8,196)
<b>Playing Surface -</b>	Natural Grass
<b>Stadium Dimensions -</b>	LF 340, LC 380, CF 415, RC 380, RF 340
<b>Fence Height -</b>	LF-LC 14'; CF-RF 10'; LF & RF lines 20'
<b>Office -</b>	1650 S. Pavilion Center Drive, Las Vegas, NV 89135
<b>Phone &amp; E-mail -</b>	(702) 943-7200; info@aviatorslv.com
<b>Websites -</b>	aviatorslv.com; thelvballpark.com
<b>Uniforms - Home:</b>	White jerseys with "LV" monogram on left side (navy trim); orange number on front (right side) and back (navy blue trim); navy/orange/navy sleeve and neck/front braid; navy caps.
<b>Road:</b>	Orange jerseys with white lettering "Las Vegas" (navy trim); white number on front and back (navy blue trim); navy/white sleeve and neck/front braid.
<b>Alternate:</b>	Navy jerseys with white lettering "Aviators" (orange trim); orange number on front and back (white trim); orange/white sleeve and neck/front braid.
<b>Home Cap:</b>	"LV" Monogram; navy crown/navy visor;
<b>Alternate 1 Cap:</b>	Fighter Pilot; orange crown/navy visor;
<b>Alternate 2 Cap:</b>	A-Racer; white & navy crown/orange visor;
<b>BP Cap:</b>	Hitting Spruce; orange & navy crown/navy visor
<b>Field Manager -</b>	Fran Riordan
<b>Hitting Coach -</b>	Brian McArn
<b>Pitching Coach -</b>	Paul Abbott
<b>Pitching Coach -</b>	Don Schulze
<b>Assistant Hitting Coach -</b>	Kevin Kouzmanoff
<b>Athletic Trainers -</b>	Eric Fasth, Jake Routhier
<b>Sport Performance Coach -</b>	Steven Thayer
<b>Dir./Team Operations/Clubhouse Manager -</b>	Steve Dwyer
<b>Head Groundskeeper -</b>	Tanner Dickherber
<b>Radio &amp; TV -</b>	Raider Nation Radio 920 AM; <b>MiLB.TV</b> via aviatorslv.com
<b>Broadcasters -</b>	Russ Langer, Matt Neverett, play-by-play
<b>Game Times -</b>	7:05 p.m.; Sunday's 12:05 & 6:05 p.m.
<b>Directions to Ballpark -</b>	I-215 North Beltway to Sahara Avenue (exit east), left on Pavilion Center Drive; 1-215 South Beltway to Charleston Blvd. (exit east), right on P. Center Drive
<b>2025 Record -</b>	83-67, .553 (2nd, PCL, West Division)
<b>All-Time Record -</b>	2,962-3,038 (.494), 42 seasons (1983-2019, 2021-25)
<b>Playoff Appearances (12) -</b>	1983, 1984, 1986, 1987, 1988, 1992, 1996, 2002, 2013, 2014, 2019, 2025
<b>PCL Championships (3) -</b>	1986, 1988, 2025
<b>Las Vegas Ballpark Phone Number -</b>	(702) 943-7200
<b>Las Vegas Ballpark Team Store Phone Number -</b>	(702) 939-7277
<b>Press Box Number -</b>	(702) 943-7250



**Don Logan, Las Vegas Aviators President/COO & John Fisher, Athletics Owner/Managing Partner at 2024 Big League Weekend**



# DON LOGAN PRESIDENT/COO

**Don Logan**, President/COO, enters his 43rd season with the Las Vegas professional baseball franchise. He possesses a vast background and knowledge of both the game of baseball and the Las Vegas sports scene and has been a part of Las Vegas' three Pacific Coast League championship teams (1986, 1988, 2025).

A native of Tonopah, Nevada, Logan began his career with the franchise as an account executive in 1984 and quickly moved up the front-office ladder. He became ticket manager in 1985, and a year later was promoted to assistant general manager. He held that position for the next four seasons before taking over as general manager in 1991. On January 3, 2000, Logan added the title of president to his responsibilities as general manager and remained in that role until June 3, 2013, when he was named President/COO of Summerlin Las Vegas Baseball Club LLC. He remains in that same role with Seaport Entertainment Group Inc. (as of August 1, 2024).

During his tenure, Logan has earned respect not only as one of the most influential sports executives in Las Vegas, but in all of professional baseball. That respect has been recognized with countless honors, most notably as the first and only three-time winner of the Pacific Coast League's Executive of the Year award (1992, 1998, 2018). Logan is also a two-time recipient of the Larry McPhail Promotional Trophy (1991, 1997), and in December 2019, he was named Baseball America Minor League Executive of the Year. He has also served as the PCL's Vice President and on the Joint Minor League Baseball Marketing Committee. As a one-time chairman of the PCL's Executive Committee, Logan oversaw league operations and later served on the advisory board of PCL President Branch Rickey III. The Aviators franchise, on December 2, 2021, was the recipient of the *Baseball America* Triple-A Bob Freitas Award. The Freitas award is given annually to the organization of the year at each level of the Minor Leagues. He is a member of the Professional Development League (PDL) Youth Baseball and Softball Participation Committee that helps these sports grow through initiatives.

Under Logan's guidance and in partnership with the Las Vegas Convention and Visitors Authority (LVCVA), the Las Vegas franchise has hosted dozens of Major League Baseball spring training games at Cashman Field and Las Vegas Ballpark. These "Big League Weekend" games have featured such Hall of Fame players as Las Vegas native Greg Maddux, Ken Griffey Jr. and the late Tony Gwynn, as well as perennial All-Stars Barry Bonds, Alex Rodriguez, Ichiro Suzuki, Sandy Alomar Jr. and Matt Kemp, to name a few. In part because of Big League Weekend's success, the Oakland A's elected to play their first six games of the 1996 season at Cashman Field, while their home stadium (the Oakland Alameda County Coliseum) was completing renovations. Logan also was instrumental in bringing the Triple-A World Series to Cashman Field for



**Don and Jennifer Logan**

three years (1998-2000), pitting the PCL champion against International League champion. Logan then worked with the MLB Players Association to host the "Big League Home Run Challenge" at Cashman Field. The nationally televised event (ESPN, ESPN2) took place each February from 2000-03.

Despite a busy schedule, Logan has found time to support many community projects, including serving on the Executive Committee of both the Las Vegas Bowl and Southern Nevada Sports Hall of Fame. Among the honors he's received for his community work include: the 2007 Chin's Humanitarian of the Year for the Muscular Dystrophy Association of Southern Nevada; 2010 ESPN Sportsman of the Year, benefitting The Caring Place, a local nonprofit dedicated to easing the journey of those affected by cancer; 2018 Nevada Broadcasters Association and Foundation Community Achievement Award; and 2018 Free Enterprise Award presented


by the Las Vegas Metro Chamber of Commerce to those who personify the entrepreneurial spirit and commitment to free enterprise in Southern Nevada and across the entire state.

In conjunction with the Howard Hughes Corporation, Logan in October 2017 secured a naming-rights deal with the LVCVA for Las Vegas Ballpark, a new state-of-the-art Triple-A baseball stadium in Downtown Summerlin. After working for two decades to make the stadium a reality, Logan finally ushered in a new era for professional baseball in Southern Nevada when Las Vegas Ballpark broke ground February 23, 2018. The venue officially opened its doors April 9, 2019, welcoming a sellout crowd of 11,036, and the Aviators would go on to lead all of Minor League Baseball in attendance in 2019.

A 1981 graduate of Utah State and 2011 inductee into the Southern Nevada Sports Hall of Fame, Logan has been married to his wife, Jennifer, for 27 years. He has one daughter, Adrienne. His daughter Adrienne is married to Ryan Fitzgerald and they reside in Reno. They are the proud parents of Carter James born on June 26, 2025.



**Logan 2011 SNHOF Induction Ceremony**



**Don with daughter, Adrienne**

# CHUCK JOHNSON GENERAL MANAGER



**Chuck Johnson** enters his 16th season as General Manager of the Las Vegas Aviators franchise, and also serves as the club's Vice President of Sales & Marketing.

He was named the organization's third General Manager on January 24, 2011, succeeding the late Larry Koentopp (1983-90) and current President/COO Don Logan (1991-2010).

Originally hired in 1995 as an Account Executive with the Las Vegas Stars (now Aviators) and Las Vegas Thunder of the International Hockey League, Johnson also has been a member of the ticket sales staff and until 2001 served as the Director of Corporate Sponsorships as well as Director of Communications for the baseball club.

A true team player, Johnson also has pitched in on social media manager, jumped behind the mic in the radio booth and even climbed into more than one mascot costume.



In his role as VP of Sales & Marketing, Johnson oversees all aspects of the Aviators' marketing efforts, is instrumental in sponsorship sales for the club and assists the ticketing department. He's also tasked with leading the Las Vegas franchise's longstanding tradition of community involvement and corporate citizenship.

A graduate of Carson City High School (1987) and the University of Nevada (1992), Johnson's career also includes a stint with R&R Partners, a Las Vegas-based advertising and public relations firm. With R&R, Johnson worked closely with the Professional Bull Riders (PBR) organization, concentrating on sponsorship and athlete representation.

Then in 2003, he assisted the Las Vegas Gladiators of the Arena Football League (AFL) with their sponsorship sales before returning to the Aviators' organization in 2004 as the Director of Marketing. Two years later, he was promoted to Assistant General Manager/ Vice President of Marketing.

Johnson is a member of the Las Vegas Executive Association and former Board Member of the American Marketing Association's Las Vegas Chapter.

Johnson has been married to his wife, Andrea, for 25 years.



**Chuck and Andrea Johnson**

## ERIK EISENBERG

### Vice President, Head of Ticket Sales

**Erik Eisenberg**, Vice President, Head of Ticket Sales, enters his 20th season with the Las Vegas Aviators professional baseball team.

Eisenberg, a Wisconsin native, moved to Las Vegas in 2006 with a degree from The University of Wisconsin-Milwaukee, to pursue a sales internship after holding intern positions with both the Milwaukee Bucks and Milwaukee Brewers. During his tenure with the team, Eisenberg has held various roles within the ticketing department - as an account executive, ticket sales manager, box office manager, and Director of Ticket Sales. In this role, he develops and implements the team's ticketing strategy, leads a sales team and is responsible for the overall success of the ticketing department. Eisenberg played an integral role in planning, design and ticket sales strategy of the new Las Vegas Ballpark, which opened in 2019.

Eisenberg's passion for sports started at a young age with teams such as the Wisconsin Badgers, Green Bay Packers, Milwaukee Bucks and the Milwaukee Brewers. He played baseball, basketball and golf as a boy and continued to play sports throughout high school and excelled as a pitcher on the state tournament baseball team.

He has since received his MBA from Davenport University in Strategic Management and graduated with honors in 2014. His passions grow beyond sports as he enjoys giving back to the community when able. He often partners with local non-profit organizations to help raise money, serves on the golf committee for the HELP of Southern Nevada, and is a top fundraiser for the National Multiple Sclerosis Society.

When Eisenberg isn't in the office, you can find him on the golf course, traveling, or spending time with his wife Dana and their four children, Aviva, Henry, Noah and Wes.



## SIOBHAN STEIERMANN

### Vice President of Ticket Operations

**Siobhan Steiermann**, Vice President of Ticket Operations, enters her 15th season with the Las Vegas Aviators professional baseball team.

Siobhan started with the team in 2012 as a Seasonal Box Office Sales Associate, moved into a full-time role in 2016 as Director of Ticket Operations, and was promoted to VP of Ticket Operations in 2021. She oversees ticketing for the Las Vegas Aviators and Las Vegas Ballpark, Box Office Operations, and assists the Special Events department.

Before joining the team as Director, she spent almost nine years with Cirque du Soleil – Resident Show Division. She was part of the opening team for Criss Angel BeLIEve, Viva ELVIS, Zarkana, and Michael Jackson ONE.

Siobhan is currently pursuing her Bachelor of Science in Hospitality Management with a concentration in Event Design and Management.

During the off-season, she travels and volunteers for the Goodie Two Shoes Foundation.



## BILL CORDER

### Vice President of Ballpark Operations

**Bill Corder**, Vice President of Ballpark Operations, enters his sixth season with the Las Vegas Aviators professional baseball team and his eighth year making a significant impact at Las Vegas Ballpark. Under his leadership, the ballpark has seen improvements in fan experience and operational efficiency.

Bill's extensive responsibilities encompass all aspects of operations for both the Aviators and the Las Vegas Ballpark.

Born and raised in Toledo, Ohio, Bill attended the University of Toledo, laying the groundwork for a career that would blend his passion for public safety with his love for baseball. Following in the footsteps of his father, Bill Sr., he dedicated over three decades to law enforcement/public safety.

Bill's passion for baseball was ignited at a young age, attending Triple-A Toledo Mud Hens games with his uncle. This early exposure to the game's communal spirit and excitement solidified his lifelong appreciation for the sport. He brings this enthusiasm to his current role, continually striving to enhance the game day experience for fans.

Bill has been married to his wife, Kelly, for 18 years, and is a proud father to four sons: David, Andrew, Cameryn, and Jace. His family shares his love for baseball, often attending games together, creating lasting memories and fostering a shared passion for the game.

As he continues to shape the future of the Las Vegas Ballpark and the fan experience, his journey from attending games with his family to leading operations at a professional team's ballpark illustrates a full-circle moment. His dedication to public safety, community involvement, and the spirit of baseball remains unwavering.



## BRYAN FREY

### Vice President of Ticket Sales

**Bryan Frey**, Vice President of Ticket Sales, enters his 15th season with the Las Vegas Aviators professional baseball team.

He joined the Las Vegas franchise as an account executive and was then promoted to Senior Director of Ticket Sales.

He plays an integral role in the success of the attendance that the Aviators have enjoyed over the years at Cashman Field (51s) and Las Vegas Ballpark.

As the VP of ticket sales, he helps to develop and implement the team's ticketing strategy, consistently develop new season ticket and group sales, and assists in overseeing the sales team.

Frey is originally from Findlay, Ohio, where he earned a degree in Sports Management from Bowling Green State University, and moved to the Silver State in 2011.

Prior to joining Triple-A Las Vegas, he worked in the sports industry in a variety of roles with the Vermont Lake Monsters, Columbus Crew (Major League Soccer), Triple-A Toledo Mud Hens of the International League and MLB's Tampa Bay Rays.





# AVIATORS VP'S

## JAMES JENSEN

### Vice President of Sponsorships

**James Jensen**, Vice President of Sponsorships, enters his 13th season with the Las Vegas Aviators professional baseball team.

James has played an instrumental role in driving corporate sales through innovative partnership ideas and customized proposals for potential sponsors.

He was also involved with introducing the late-Finn, the Bat Dog (owner Fred Hassen), to the fans of Southern Nevada who attended games at Cashman Field and Las Vegas Ballpark from 2016-23. The beloved black Labrador became a fan-favorite and helped bring a new entertainment element to Minor League Baseball. Fans loved it when the popular Finn would retrieve bats at the ballpark for 51s/Aviators players.

James relocated to the Silver State following various roles in baseball with the Triple-A Tucson Padres of the Pacific Coast League and MLB's Arizona Diamondbacks.

His world revolves around sports and serves as a local high school sports referee. He is a native of Spokane, Wash., and proudly graduated Magna Cum Laude from the University of Arizona (Tucson).

He has been married to his wife, Suzette, for three years while raising their mini goldendoodle, Griffey.



## JASON WEBER

### Vice President of Business Operations

**Jason Weber**, Vice President of Business Operations, enters his 19th season with the Las Vegas Aviators professional baseball team.

In his role, Jason serves as a strategic advisor to the President, providing insights and operational support across all departments. He manages the General & Administrative budget, ensures policy compliance and coordinates efforts between the team, ballpark entities, third-party vendors, corporate partners, and Minor League Baseball.

He began his career with the Aviators, then known as the Las Vegas 51s, in 2008, initially managing all retail operations. He played a key role in the design and development of the current Aviators team store at Las Vegas Ballpark. His dedication and leadership led to his promotion to Vice President of Ballpark Operations in early 2020, and to his current role in 2023.

Prior to his tenure with the Aviators, he held positions with The Mirage Hotel & Casino, the XFL, and the UNLV Thomas & Mack Center, gaining diverse experience across the entertainment and sports industries.

Jason was born and raised in Champaign-Urbana, Illinois, and enjoys traveling and spending time outdoors in his free time.



# FRONT OFFICE STAFF




**Gary Arlitz**

Sr. Director, Game Entertainment



**Jessica Becerra**

Box Office Manager



**Tom Brazile**

Director, Retail Operations




**Larry Brown**

Director, Business Development



**Breana Burke**

Account Manager



**Kelly Corder**

Office Assistant



**Daniel Crawford**

Senior Account Executive



**Steve Dwyer**

Director, Team Operations



**Jim Gemma**

Director, Media Relations



**Jasmine Hamilton**

Ticket Service Specialist



**Jimmy Lam**

Ticket Service Specialist



**Russ Langer**

Director, Broadcasting



**David McCoy**

Account Executive



**Michael Muniz**

Senior Dir., Information Technology



**Matt Neverett**


Specialist, Marketing & Game Entertainment



# FRONT OFFICE STAFF



**Mason Piccinetti**  
Facility Maintenance Engineer



**Rickie Ritchie**  
Director, Ticket Sales



**CJ Rodriguez**  
Facilities Manager



**Christian Sanborn**  
Sr. Manager, Technology Services



**Kirsten Sheff**  
Purchasing Administrator



**Steven Shigley**  
Application Support Analyst



**Blake Steaman**  
Account Executive



**Emily Stomberg**  
Director, Events



**Daymian Yohner**  
Coordinator, Retail Operations

## Las Vegas Aviators Medical Staff

**Team Physician:**

Dr. Adam Trujillo

**Team Orthopedic Physician:**

Dr. Joseph Yu

**Dentist:**

Dr. Troy Trobough

**Optometrists:**

Dr. Craig Hamilton

Dr. Keith Kohorst

**Ear/Nose/Throat:**

Dr. Ashley Sikand

Dr. Larry Yu

**OB/Gyn:**

Dr. John Martin

**Dermatologists:**

Dr. Vanessa Benis

Dr. Doug Thomas

**Cardiologist:**

Dr. Carlos Fonte

**Oral & Maxillofacial Surgery:**

Dr. Daniel Orr

**Pediatrics:**

Kidfixers

Dr. John Lepore

**HOSPITAL-ER:**

Summerlin Hospital

# AVIATORS SUPPORT STAFF



## DON SCHULZE - PITCHING COACH

Schulze enters his 21st season overall in the Athletics organization and returns for his second season with Triple-A Las Vegas as pitching coach (assistant pitching coach in 2025).

**MINOR LEAGUE COACHING CAREER:** He has 20 years of coaching experience that began with the A's rookie-level affiliate in 2006. Since then, he has served as the pitching coach with Single-A Kane County of the Midwest League for two seasons (2007-08), Single-A Stockton of the California League for two seasons (2009-10), Double-A Midland of the Texas League for five seasons (2011-14, 2017), Triple-A Nashville of the Pacific Coast League (2015) and Single-A Beloit of the Midwest League for four seasons (2016, 2018-20). Prior to joining Las Vegas, he served four seasons as pitching coach with Single-A Lansing of the Midwest League (2021-24).

**PROFESSIONAL PLAYING CAREER:** He was originally selected by Chicago Cubs in the first round (11th overall pick) of the 1980 draft. He played in parts of six Major League seasons with Chicago Cubs (1983-84), Cleveland (194-86), New York Mets (1987), New York Yankees (1989) and San Diego (1989). He appeared in 76 career Major League games (started 59) and posted a 15-25 record with a 5.47 ERA. He allowed 422 hits and struck out 144 batters in 338.2 innings pitched. He also pitched three seasons for the Orix Blue Wave in Japan and concluded his playing career with Triple-A Rochester (Baltimore) in 1993.

**PERSONAL:** Donald Arthur Schulze. He graduated from Lake Park High School in Roselle, Illinois. He resides in Dixon, Ill., with his wife, Jeanne, and daughters, Sarah and Madeline.



## KEVIN KOUZMANOFF-ASST. HITTING COACH

Kouzmanoff enters his eighth season overall in the Athletics organization and returns for his second season with Triple-A Las Vegas as assistant hitting coach.

**MINOR LEAGUE COACHING CAREER:** Coaching debut as hitting coach with Short-Season, Single-A Vermont of the New-York Penn League in 2019, Double-A Midland of the Texas League in 2021, Single-A Stockton of the California League for two seasons (2022-23) and Single-A (High-A) Lansing of the Midwest League in 2024. He joined the A's organization after spending the 2018 season as an assistant coach with Metropolitan State University of Denver.

**PROFESSIONAL PLAYING CAREER:** Kouzmanoff was selected by Cleveland in the sixth round of June 2003 First-Year Player Draft. He played in parts of seven Major League seasons with Cleveland (2006), San Diego (2007-09), Athletics (2010-11), Colorado (2011) and Texas (2014). He appeared in 685 career games and batted .257 (650-2,525) with 143 doubles, eight triples, 87 home runs and 371 RBI. He established career highs in home runs (23 in 2008) and RBI (88 in 2009).


**PERSONAL:** Kevin Kouzmanoff. He resides in Denver, Colorado and graduated from Evergreen High School in Colorado. He attended University of Arkansas-Little Rock (2002) and University of Nevada (2003).



## ERIC FASTH - ATHLETIC TRAINER

Fasth enters his sixth season overall in the Athletics organization. He served the last two seasons as head athletic trainer with Double-A Midland of the Texas League (2024-25). Prior to joining Midland, he previously served as head athletic trainer with High-A Lansing of the Midwest League (2023) and Low-A Stockton of the California League (2022). He returns to Triple-A Las Vegas for his second season and previously served as assistant athletic trainer for the Aviators in 2021.

In 2024, Fasth was selected by his peers as the Texas League Athletic Trainer of the Year. Prior to joining the Athletics, he worked with the women's ice hockey and rowing teams as assistant athletic trainer at College of the Holy Cross from 2019-21, following stints with the Boston Red Sox and Arizona Diamondbacks organizations. The Boise, Idaho, native graduated with a bachelor's degree from Linfield College (Oregon) and a master's degree from California University of Pennsylvania.




## JAKE ROUTHIER - ATHLETIC TRAINER

Routhier enters his seventh season overall in the Athletics organization and returns for his third season as athletic trainer with Triple-A Las Vegas. He previously served as head athletic trainer with Double-A Midland of the Texas League in 2023.

He also served as head athletic trainer with Single-A Lansing of the Midwest League in 2022, Single-A Stockton of the California League in 2021 and in the Dominican Summer League (2019).

Prior to joining the A's, Routhier worked as an intern for the New York Yankees and the Arizona Diamondbacks. He is a graduate of the University of Connecticut and currently resides in Fairfield, Conn.



## STEVEN THAYER - SPORT PERFORMANCE COACH

Thayer enters his fifth season overall in the Athletics organization and returns for his third season with Triple-A Las Vegas as sport performance coach. He spent the 2023 campaign as sport performance coach with Single-A Lansing of the Midwest League. Prior to joining Lansing, he served as sport performance coach with Single-A Stockton of the California League in 2022.

Prior to joining the Athletics organization, he served as sports performance coach in the Dominican Summer League for the San Francisco Giants in 2021. Before his time in professional baseball, he oversaw strength and conditioning programs for multiple varsity sports at Mater Dei High School. Additionally, he spent time as an assistant strength coach for the Michigan State basketball and volleyball teams and as an intern with Cal football. A native of San Ramon, Calif., he is a graduate of Cal Poly, San Luis Obispo, and has a master's degree in kinesiology from Michigan State University. He holds nine certifications in the strength and conditioning field.



## STEVE DWYER - DIRECTOR, TEAM OPERATIONS

Steven enters his 34th season with the Las Vegas Aviators organization. He was named the 2023 Minor League Baseball Pacific Coast League Home Clubhouse Attendant of the Year!

He is a graduate of Bishop Gorman High School (1998) and earned his Education degree from UNLV (2003). Steven is happily married and has two children. He started with the team in 1992 as a bat boy before accelerating into the following positions: Visiting Clubhouse Manager, Home Clubhouse Manager, and Director of Team Operations (current). He now oversees all team travel, all clubhouse operations, and takes care of the needs of the visiting teams when they're in town.

On his off time, he enjoys spending time with his family, traveling, swimming, playing golf, and attending VGK games.



# AVIATORS MANAGER

## FRAN RIORDAN

**2019 & 2023 & 2025**  
**PCL Manager of the Year**

**BORN:** 8/25/75 - Virginia Beach, VA  
**HEIGHT:** 6-4 **WEIGHT:** 210

**CAREER SUMMARY:** He has recorded 25 seasons overall in professional baseball and has been a member of the Athletics organization for the past 11 seasons (2015-25). Riordan has compiled an overall managerial record over 24 seasons of 1,392-1,338 (.510). He ranks eighth among active leaders in minor league managerial wins (entering the 2026 season).



**Triple-A Las Vegas:** He has a six-year record (2019, 2021-25) of 451-413 (.522) and is Las Vegas' all-time leader in managerial wins.

**2025:** Named Pacific Coast League Manager of the Year for the third time in six seasons and guided Las Vegas to its third PCL championship in franchise history (1986, 1988, 2025). The Aviators defeated Tacoma, 2-games-to-0, in the LCS. Las Vegas, 83-67 (.553) overall in the regular season, then lost to Triple-A Jacksonville, 8-7, in the Triple-A National Championship Game at Las Vegas Ballpark.

**2024:** The Aviators compiled an overall record of 74-75 (.497) and finished in fourth place in the Pacific Coast League West Division. **2023:** Named Pacific Coast League Manager of the Year for the second time in four seasons. The Aviators compiled an overall record of 75-74 (.503) and finished in third place in the West Division. **2022:** The Aviators compiled an overall record of 71-79 (.473) and finished in third place in the Pacific Coast League West Division. **2021:** Riordan guided the Aviators to an overall record of 65-61 (.516) and finished in third place in Triple-A West (Western Division). **2020:** With the Minor League Baseball season canceled due to the COVID-19 pandemic, Riordan worked with the Athletics' 60-man player pool at the team's alternate training site located in San Jose, California. **2019:** Named Pacific Coast League Manager of the Year and led Triple-A Las Vegas to the second-best record in the 16-team PCL (83-57, .593) and a Pacific Southern Division Championship. Las Vegas returned to the playoffs for the first time since 2014 and lost to Sacramento, 3-games-to-2, in the conference championship series. The Aviators' record marked a single-season franchise record for winning percentage at .593 (140-game season). **2018:** He made his Triple-A debut as manager with the Nashville Sounds of the Pacific Coast League and compiled an overall record of 72-68 (.514) and finished in second place in the American Southern Division behind the PCL and Triple-A National Champion, the Memphis Redbirds. Nashville compiled a PCL-best 15-game winning streak from July 29 – August 14. **2017:** He compiled a record of 67-71 (.486) with Double-A Midland and his squad captured the Texas League Championship. The prior two seasons, he was the skipper of Single-A Beloit of the Midwest League (2015-16). Before joining the Oakland organization, Riordan spent four seasons as manager of the Florence Freedom of the Frontier League (2011-14). He led the team to two playoff berths and is the all-time Frontier League leader in wins with 625. He was a 2014 Frontier League Hall of Fame inductee. Prior to his time with Florence, he managed the Northern League's Lake County Fielders (2010) and Kalamazoo Kings for six seasons (2004-09), leading the Kings to the 2005 Frontier League title. He was named the 2008 Frontier League Manager of the Year. He also served as player-manager in the Frontier League from 2000-02, leading the Richmond Roosters to back-to-back-league championships in 2001 and 2002.

**PROFESSIONAL PLAYING CAREER:** A first baseman/outfielder, Riordan played seven seasons in the Frontier League with Richmond (1997-98, 2001-02), Dubois County (1999-2000) and North Shore (2003). He appeared in 501 career games and batted .281 (525-for-1,869) with 95 doubles, 11 triples, 55 home runs and 349 RBI. He was a three-time All-Star (first base) from 2000-02 and hit a career-high .314 with Dubois County (2000) and Richmond (2002). He established career-highs in home runs (14) in 2001 and RBI (81) in 2002.

**PERSONAL:** Francis Peter Riordan (pronounced REAR-den) resides in Buffalo, New York. The Virginia Beach, Virginia, native attended Canisius High School in Buffalo and played college baseball at Allegheny College in Pennsylvania. Fran, 50, and his wife, Cassie, have three children: Brooke, Sadie and Trent.

# AVIATORS MANAGER



## FRAN RIORDAN'S MANAGERIAL RECORD

YEAR	CLUB	LEAGUE	W-L	PCT.	FINISH
2000	Dubois County	Frontier (Ind.)	35-47	.427	5th
2001	Richmond	Frontier (Ind.)	49-35	.583	2nd - League Champs
2002	Richmond	Frontier (Ind.)	53-31	.631	2nd - League Champs
2004	Kalamazoo	Frontier (Ind.)	51-45	.531	3rd
2005	Kalamazoo	Frontier (Ind.)	53-43	.552	1st - League Champs
2006	Kalamazoo	Frontier (Ind.)	47-49	.490	4th
2007	Kalamazoo	Frontier (Ind.)	51-45	.531	3rd
2008	Kalamazoo	Frontier (Ind.)	60-36	.625	1st-Lost League Finals
2009	Kalamazoo	Frontier (Ind.)	58-38	.604	1st-Lost League Semis
2010	Lake County	Northern (Ind.)	41-59	.410	7th
2011	Florence	Frontier (Ind.)	39-57	.406	6th
2012	Florence	Frontier (Ind.)	57-39	.594	2nd-Lost League Finals
2013	Florence	Frontier (Ind.)	53-43	.552	3rd-Lost League Semis
2014	Florence	Frontier (Ind.)	41-55	.427	5th
2015	Beloit (A)	Midwest	55-84	.396	7th/5th
2016	Beloit (A)	Midwest	59-80	.424	6th/8th
2017	Midland (AA)	Texas	67-71	.486	2nd/3rd-League Champs
<b>2018</b>	<b>Nashville (AAA)</b>	<b>Pacific Coast</b>	<b>72-68</b>	<b>.514</b>	<b>2nd</b>
<b>2019</b>	<b>Las Vegas (AAA)</b>	<b>Pacific Coast</b>	<b>83-57</b>	<b>.593</b>	<b>1st-Lost League Semis</b>
<b>2020</b>	<i>Minor League Baseball Season canceled due to COVID-19 pandemic</i>				
<b>2021</b>	<b>Las Vegas (AAA)</b>	<b>Triple-A West</b>	<b>65-61</b>	<b>.516</b>	<b>3rd</b>
<b>2022</b>	<b>Las Vegas (AAA)</b>	<b>Pacific Coast</b>	<b>71-79</b>	<b>.473</b>	<b>3rd</b>
<b>2023</b>	<b>Las Vegas (AAA)</b>	<b>Pacific Coast</b>	<b>75-74</b>	<b>.503</b>	<b>3rd</b>
<b>2024</b>	<b>Las Vegas (AAA)</b>	<b>Pacific Coast</b>	<b>74-75</b>	<b>.503</b>	<b>3rd</b>
<b>2025</b>	<b>Las Vegas (AAA)</b>	<b>Pacific Coast</b>	<b>83-67</b>	<b>.553</b>	<b>2nd-PCL Champs</b>
<b>Totals</b>	<b>24 years</b>		<b>1,392-1,338</b>	<b>.510</b>	



# AVIATORS COACHING STAFF



## BRIAN MCARN HITTING COACH

**BORN:** 9/19/68 - Davis, CA  
**HEIGHT:** 5-10     **WEIGHT:** 170

**CAREER SUMMARY:** McArn begins his 28th season overall in the Athletics organization. He returns to Triple-A Las Vegas for his sixth season. He will serve as hitting coach for his fifth season with the

Aviators and was the assistant hitting coach in 2021. In 2025, the Aviators led the PCL in batting average (.288).

**MINOR LEAGUE COACHING CAREER:** He had three stints as hitting coach for Single-A Stockton of the California League for a total of seven seasons (2011-12, 2014-15, 2018-2020), Triple-A Las Vegas of the Pacific Coast League for five seasons (2021-25), Double-A Midland of the Texas League hitting coach for four seasons (2004, 2013, 2016-17), Triple-A Sacramento of the Pacific Coast League for six seasons (2005-10), the A's former Single-A affiliate in Modesto of the California League where he served as hitting coach for six seasons (1998-2003). Prior to joining the A's organization, McArn spent one season as the hitting coach for Single-A Vermont of the New York-Penn League. He has been a minor league coach for a total of 29 seasons (including 2020). He began his coaching career at American River Junior College in Sacramento, where he served as assistant coach.

**PROFESSIONAL PLAYING CAREER:** McArn was selected by the Athletics in the 26th round of June 1991 First-Year Player Draft. He spent two seasons in the A's organization before injuries ended his career in 1992.

**PERSONAL:** Brian D. McArn. He is a graduate of Davis High School (CA) and attended American River Junior College in Sacramento (1988-89) and University of Nebraska (1990-91). He makes his offseason home in Elk Grove, Calif., with his wife, Cancy, and four children: Brian, Bryson, Brevon and Braydon.



## PAUL ABBOTT PITCHING COACH

**BORN:** 9/15/67 - Van Nuys, CA  
**HEIGHT:** 6-2     **WEIGHT:** 205

**CAREER SUMMARY:** Abbott enters his third season overall in the Athletics organization and returns for his second season with Triple-A Las Vegas as pitching coach. In 2024, he served as pitching coach

with Double-A Midland of the Texas League.

**MINOR LEAGUE COACHING CAREER:** He has 16 years of coaching experience between the Boston and Athletics organizations. He coached at several levels in the Red Sox organization. He was the pitching coach for three seasons for Triple-A Worcester of the International League (2021-23). Prior to that, he coached with the Short-Season Lowell Spinners for two seasons (2011-12), Single-A Greenville Drive for two seasons (2013-14), High-A Salem Red Sox for three seasons (2015-17), Double-A Portland Sea Dogs of the Eastern League for two season (2018-19), and Triple-A Pawtucket Red Sox of the International League in 2020. In 2024, he joined the Athletics organization and served as pitching coach with Double-A Midland of the Texas League.

**PROFESSIONAL PLAYING CAREER:** He was originally selected by Minnesota in the third round of June 1985 First Year Player Draft. He played in parts of 11 Major League seasons with Minnesota (1990-92), Cleveland (1993), Seattle (1998-2002), Kansas City (2003), Tampa Bay (2004) and Philadelphia (2004). He appeared in 162 career Major League games (started 112) and posted a 4.37 record with a 4.92 ERA. He allowed 682 hits and struck out 496 batters in 720.2 innings pitched. He was a member of the 1996 Triple-A Las Vegas Stars (San Diego Padres) of the PCL. He appeared in 28 games and posted a 4-2 record with seven saves and a 4.18 ERA. He allowed 27 hits and struck out 37 batters in 28.0 innings pitched.

**PERSONAL:** Paul David Abbott. He is a native of Van Nuys, Calif., and is a graduate of Sunny Hills High School (Fullerton, Calif.). Abbott's son, Trey, was drafted by the Athletics in the 36th round of June 2007 First-Year Player Draft. His son, Lance, played baseball at Sacramento State and in the Seattle organization in 2010.



**TRIPLE-A AFFILIATE OF THE ATHLETICS**

[AVIATORSLV.COM](http://AVIATORSLV.COM)



# PLAYER PROFILES

## NICK ANDERSON

### Pitcher

**Born:** July 5, 1990 in Crosby, Minnesota

**Opening Day Age:** 35

**Ht:** 6-4 **Wt:** 195 **B/T:** R/R

**Residence:** Clearwater, Florida

**Obtained:** Signed as a minor league free agent on November 25, 2025



**CAREER SUMMARY:** Played professionally for 11 seasons in the Minnesota, Miami, Tampa Bay, Atlanta, Los Angeles Dodgers, Baltimore, Kansas City, Colorado, St. Louis and Seattle organizations...played in parts of six Major League seasons with Miami (2019), Tampa Bay (2019-2021), Atlanta (2023), Kansas City (2024) and Colorado (2025)...made his Major League debut with Miami vs. Colorado on March 28, 2019 (0.1 scoreless)...recorded his first Major League victory vs. Detroit on May 21, 2019...recorded first ML save vs. Philadelphia on June 23, 2019...appeared in 177 career Major League games and has posted a 14-7 record with 10 saves in 16 opportunities and a 3.43 ERA...allowed 143 hits and struck out 212 batters in 173.0 innings pitched...originally signed by Minnesota as a non-drafted free agent on August 7, 2015...appeared in 212 career minor league games (started five) and has posted a 21-10 record with 37 saves in 48 opportunities and a 3.06 ERA...allowed 209 hits and has struck out 318 batters in 261.2 innings pitched...non-roster invitee to 2026 Spring Training.

**Transactions:** Traded to Miami in exchange for INF Brian Schales on November 20, 2018...acquired by Tampa, along with RHP Trevor Richards, in exchange for RHP Ryne Stanek and OF Jesús Sánchez on July 31, 2019...signed as a minor league free agent with Atlanta on November 11, 2022...acquired by Kansas City for cash considerations on November 17, 2023...signed as a minor league free agent with Los Angeles Dodgers on July 22, 2024...then signed as a free agent with Baltimore on August 29, 2024...signed as a minor league free agent with St. Louis on February 8, 2025...then signed as a free agent by Colorado on June 3, 2025...elected free agency on August 30, 2025 and signed as a free agent with Seattle on September 2, 2025...non-roster invitee to 2026 Spring Training.

**2025:** Played in a combined 38 games between Triple-A Memphis of the International League, Triple-A Albuquerque of the Pacific Coast League and Triple-A Tacoma (PCL) and posted a 2-2 record with four saves and a 5.26 ERA...allowed 38 hits and struck out 48 batters in 39.1 innings pitched...began the season with Memphis and appeared in 17 games and posted a 0-1 record with a 6.20 ERA...allowed 21 hits and struck out 20 batters in 20.1 innings pitched...joined Albuquerque on June 5 and appeared in 15 games and posted a 1-1 record with four saves and a 4.73 ERA...allowed 15 hits and struck out 18 batters in 13.1 innings pitched...promoted to Colorado and appeared in 12 games for the Rockies (August 3-27) and recorded a 6.14 ERA (0-0/14.2 IP/17 H/10 SO)...joined the Seattle organization and appeared in six games for Tacoma (September 4-20) and posted a 1-0 record with a 3.18 ERA (5.2 IP/2 H/10 SO).

**MLB Career Summary:** Played in parts of six Major League seasons with Miami (2019), Tampa Bay (2019-2021), Atlanta (2023), Kansas City (2024) and Colorado (2025)...appeared in 177 career Major League games and has posted a 14-7 record with 10 saves in 16 opportunities and a 3.43 ERA...allowed 143 hits and struck out 212 batters in 173.0 innings pitched...appeared in 14 career postseason games with Tampa Bay and posted a 1-2 record with a 4.43 ERA (20.1 IP/21 H/17 SO)...**2019:** Appeared in 45 games with Miami and posted a 2-4 record with one save and a 3.92 ERA...allowed 40 hits and struck out 69 batters in 43.2 innings pitched...made his Major League debut with Miami vs. Colorado on March 28, (0.1 scoreless)...recorded his first Major League victory vs. Detroit on May 21...recorded first ML save vs. Philadelphia on June 23...also, appeared in 23 games with Tampa Bay and posted a 3-0 record with a 2.11 ERA...allowed 12 hits and struck out 41 batters in 21.1 innings pitched...named to *Baseball America* All-Rookie Team. **2020:** Appeared in 19 games for Tampa Bay and posted a 2-1 record with a 0.55 ERA...allowed five hits and struck out 26 batters in 16.1 innings pitched...named to First-Team All-MLB team...made three appearances in the World Series against the Dodgers (3.0 IP/5 H/3 R). **2021:** Appeared in six games for Tampa Bay and posted a 0-1 record with a 4.50 ERA (6.0 IP/4 H/3 R/1 SO). **2023:** Appeared in 35 games for Atlanta and posted a 4-0 record with one save and a 3.06 ERA...allowed 30 hits and struck out 36 batters in 35.1 innings pitched. **2024:** Appeared in 37 games for Kansas City and posted a 3-1 record with one save and a 4.04 ERA...allowed 35 hits and struck out 29 batters in 35.2 innings pitched. **2025:** Appeared in 12 games for Colorado and posted a 6.14 ERA (no record)...allowed 17 hits and struck out 10 batters in 14.2 innings pitched.

**PERSONAL:** Nick Paul Anderson...graduated from Brainerd High School in Minnesota.

## NICK ANDERSON'S CAREER STATS

YEAR	TEAM	W-L	ERA	G	GS	CG	SHO	SV	IP	H	R	ER	HR	HB	BB	SO
2015	Cedar Rapids	0-1	0.75	9	0	0	0	4	12.0	7	1	1	1	1	0	12
2016	Fort Meyers	0-3	3.58	30	0	0	0	10	37.2	33	16	15	2	1	13	47
	Cedar Rapids	4-0	0.90	12	0	0	0	3	20.0	6	3	2	0	0	3	28
2017	Chattanooga	2-1	1.07	29	0	0	0	9	33.2	19	4	4	0	1	7	37
	Fort Meyers	2-0	0.89	15	0	0	0	2	20.1	13	2	2	0	0	3	20
2018	Rochester	8-2	3.30	39	4	0	0	4	60.0	49	26	22	8	1	19	88
2019	MIAMI	2-4	3.92	45	0	0	0	1	43.2	40	19	19	5	1	16	69
	TAMPA BAY	3-0	2.11	23	0	0	0	0	21.1	12	5	5	3	1	2	41
2020	TAMPA BAY	2-1	0.55	19	0	0	0	6	16.1	5	2	1	1	0	3	26
2021	Durham	0-0	5.06	11	0	0	0	0	10.2	12	7	6	2	0	1	12
	FCL Rays	0-0	0.00	2	1	0	0	0	2.0	1	0	0	0	0	0	4
	TAMPA BAY	0-1	4.50	6	0	0	0	1	6.0	4	3	3	2	0	2	1
2022	Durham	1-0	5.63	17	0	0	0	1	16.0	20	11	10	5	1	3	12
	FCL Rays	0-0	0.00	2	0	0	0	0	1.1	2	1	0	0	0	1	2
2023	Gwinnett	0-1	11.57	3	0	0	0	0	2.1	5	3	3	0	0	2	1
	ATLANTA	4-0	3.06	35	0	0	0	1	35.1	30	14	12	3	0	9	36
2024	Oklahoma City	2-0	2.08	3	0	0	0	0	4.1	3	3	1	1	0	3	5
	Norfolk	0-0	0.00	2	0	0	0	0	2.0	1	0	0	0	0	0	2
	KANSAS CITY	3-1	4.04	37	0	0	0	1	35.2	35	17	16	6	1	15	29
2025	Memphis	0-1	6.20	17	0	0	0	0	20.1	21	14	14	3	1	8	20
	Albuquerque	1-1	4.73	15	0	0	0	4	13.1	15	8	7	1	0	7	18
	Tacoma	1-0	3.18	6	0	0	0	0	5.2	2	2	2	1	0	4	10
	COLORADO	0-0	6.14	12	0	0	0	0	14.2	17	10	10	3	0	2	10
<b>Major League Totals-6 yrs.</b>		<b>14-7</b>	<b>3.43</b>	<b>177</b>	<b>0</b>	<b>0</b>	<b>0</b>	<b>10</b>	<b>173.0</b>	<b>143</b>	<b>70</b>	<b>66</b>	<b>23</b>	<b>3</b>	<b>49</b>	<b>212</b>
<b>Minor League Totals - 8 yrs.</b>		<b>21-10</b>	<b>3.06</b>	<b>212</b>	<b>5</b>	<b>0</b>	<b>0</b>	<b>37</b>	<b>261.2</b>	<b>209</b>	<b>101</b>	<b>89</b>	<b>24</b>	<b>6</b>	<b>74</b>	<b>318</b>

# PLAYER PROFILES



## HENRY BAEZ

### Pitcher

**Born:** October 12, 2002 in San Cristobal, D.R.

**Opening Day Age:** 23

**Ht:** 6-3 **Wt:** 199 **B/T:** R/R

**Residence:** San Cristobal, Dominican Republic

**Obtained:** Acquired from San Diego with INF Leo De Vries, RHP Braden Nett, RHP Eduarniel Núñez for RHP Mason Miller and LHP JP Sears on July 30, 2025



**CAREER SUMMARY:** Played professionally for five seasons in the San Diego and Athletics organizations...appeared in 91 career minor league games (started 84) and has posted a 20-16 record with a 3.21 ERA...allowed 328 hits and struck out 386 batters in 400.1 innings pitched...originally signed by San Diego as an International free agent on July 2, 2019...acquired from San Diego with INF Leo De Vries, RHP Braden Nett, RHP Eduarniel Núñez for RHP Mason Miller and LHP JP Sears on July 30, 2025...named San Diego 2024 MiLB Pitcher of the Year with Single-A Fort Wayne and Double-A San Antonio...ranked by *Baseball America* as the No. 13 prospect in the San Diego System and the Padres' No. 12 prospect by MLB Pipeline entering the 2025 season...added to the San Diego 40-man roster on November 19, 2024...ranked by *Baseball America* as the No. 13 prospect (top 30) in the Athletics system entering the 2026 season.

**2025:** Played in a combined 23 games (all starts) between Double-A San Antonio of the Texas League and Double-A Midland of the Texas League and posted a 5-3 record with a 2.39 ERA...allowed 79 hits and struck out 100 batters in 109.0 innings pitched...allowed no runs in 10 of his starts...began the season with San Antonio and appeared in 20 games and posted a 4-2 record with a 1.96 ERA...allowed 66 hits and struck out 89 batters in 96.2 innings pitched...in April, posted a 0-1 record with a 3.18 ERA (22.2 IP/15 H/27 SO) in five games; in May, posted a 1-0 record with a 1.80 ERA (25.0 IP/22 H/20 SO) in five games; named Texas League Pitcher of the Month for June...posted a 1-1 record with a 1.13 ERA (24.0 IP/14 H/3 R/23 SO) in five games; in July, posted a 2-0 record with a 1.80 ERA (25.0 IP/15 H/19 SO) in five games. **San Antonio Top Performances:** no decision vs. Corpus Christi on April 29 (season-high 7.0 shutout innings/2 H/1 BB/8 SO); no decision vs. Wichita on May 22 (5.2 shutout innings/3 H/1 BB/6 SO); no decision vs. Midland on June 3 (5.2 shutout innings/4 H/3 BB/7 SO); no decision vs. Amarillo on June 14 (6.0 shutout innings/5 H/0 BB/3 SO); defeated Frisco on June 20 (5.2 shutout innings/2 H/1 BB/tied career-high 10 SO); defeated Corpus Christi on July 6 (5.0 shutout innings/0 H/3 BB/6 SO); no decision vs. Wichita on July 12 (6.0 shutout innings/4 H/2 BB/4 SO); no decision vs. Midland on July 22 (5.0 shutout innings/1 H/1 BB/4 SO); defeated Midland on July 27 (5.0 IP/4 H/1 R/0 BB/2 SO)...joined the Athletics organization following the trade with San Diego on July 30... appeared in three games for Midland and posted a 1-1 record with a 5.84 ERA...allowed 13 hits and struck out 11 batters in 12.1 innings pitched...defeated Tulsa on August 2 (5.0 IP/4 H/2 R/1 BB/6 SO).

**2024:** Played in a combined 26 games (all starts) between Single-A Fort Wayne of the Midwest League and Double-A San Antonio of the Texas League and posted a 7-4 record with a 2.99 ERA...allowed 98 hits and struck out 109 batters in 126.1 innings pitched...established career highs in starts, innings pitched and strikeouts...earned Padres MiLB Pitcher of the Year honors...began the season with Fort Wayne and appeared in 17 games and posted a 2-3 record with a 2.95 ERA...allowed 56 hits and struck out 78 batters in 76.1 innings pitched...struck out a career-high 10 batters (5.0 IP) vs. Lansing on July 5...earned Midwest Pitcher of the Week (July 9-14)...tossed 7.0 no-hit innings (one unearned run) and defeated Great Lakes on July 12...joined San Antonio on July 23 and appeared in nine games and posted a 5-1 record with a 3.06 ERA...allowed 42 hits and struck out 31 batters in 50.0 innings pitched.

**2023:** Played in a combined 21 games (started 18) between Single-A Lake Elsinore of the California League and Single-A Fort Wayne of the Midwest League and posted a 7-3 record with a 3.84 ERA... allowed 87 hits and struck out 99 batters in 98.1 innings pitched...appeared in 17 games (started 14) with Lake Elsinore and posted a 7-3 record with a 3.24 ERA...allowed 68 hits and struck out 85 batters in 83.1 innings pitched...recorded a career-high 7.2 innings pitched vs. Modesto on August 3 (0 R/2 H)... also, appeared in four games with Fort Wayne...no record and a 7.20 ERA (15.0 IP/19 H/14 SO). **2022:** Appeared in nine games (started seven) with rookie-level ACL Padres and posted a 1-4 record with a 3.82 ERA...allowed 28 hits and struck out 41 batters in 30.2 innings pitched. **2021:** Began his professional career with Dominican Summer League Padres and appeared in 12 games (started 10) and posted a 0-2 record with a 4.25 ERA...allowed 36 hits and struck out 37 batters in 36.0 innings pitched.

**PERSONAL:** Henry Manuel Baez...pronounced BUY-ehz.

## HENRY BAEZ'S CAREER STATS

YEAR	TEAM	W-L	ERA	G	GS	CG	SHO	SV	IP	H	R	ER	HR	HB	BB	SO
2021	DSL Padres	0-2	4.25	12	10	0	0	0	36.0	36	27	17	0	9	13	37
2022	ACL Padres	1-4	3.82	9	7	0	0	0	30.2	28	24	13	0	8	13	41
2023	Lake Elsinore	7-3	3.24	17	14	0	0	0	83.1	68	39	30	3	4	39	85
	Fort Wayne	0-0	7.20	4	4	0	0	0	15.0	19	12	12	2	3	7	14
2024	Fort Wayne	2-3	2.95	17	17	0	0	0	76.1	56	35	25	4	6	25	78
	San Antonio	5-1	3.06	9	9	0	0	0	50.0	42	17	17	6	1	15	31
2025	San Antonio	4-2	1.96	20	20	0	0	0	96.2	66	26	21	2	8	31	89
	Midland	1-1	5.84	3	3	0	0	0	12.1	13	9	8	1	1	4	11
Minor League Totals - 5 yrs.		20-16	3.21	91	84	0	0	0	400.1	328	189	143	18	40	147	386



# PLAYER PROFILES

## MASON BARNETT

### Pitcher

**Born:** November 7, 2000 in Kennesaw, Georgia

**Opening Day Age:** 25

**Ht:** 6-0 **Wt:** 227 **B/T:** R/R

**Residence:** White, Georgia

**Obtained:** Acquired from Kansas City with RHP Will Klein, OF Jared Dickey for RHP Lucas Erceg on July 30, 2024



**CAREER SUMMARY:** Played professionally for four seasons in the Kansas City and Athletics organizations...made his Major League debut with the Athletics vs. Texas on August 30, 2025 (lost, 4.0 IP/8 H/5 R/0 BB/1 SO)...recorded his first major league victory vs. Los Angeles Angels on September 5, 2025 (5.0 IP/3 H/4 R/5 BB/8 SO)...appeared in five career Major League games (all starts) and has posted a 1-1 record with a 6.85 ERA...allowed 26 hits and struck out 18 batters in 22.1 innings pitched...originally selected by Kansas City in third round of 2022 First-Year Player Draft...acquired from Kansas City with RHP Will Klein, OF Jared Dickey for RHP Lucas Erceg on July 30, 2024...appeared in 78 career minor league games (started 72) and has posted a 22-17 record with a 4.44 ERA...allowed 332 hits and has struck out 434 batters in 374.2 innings pitched...ranked by *Baseball America* as the No. 11 prospect in the Kansas City system entering the 2024 season...ranked by *Baseball America* as the No. 6 prospect in the Athletics system entering the 2025 season...ranked by *Baseball America* as the No. 15 prospect (top 30) in the Athletics system entering the 2026 season.

**2025:** Appeared in 25 games (started 23) for Triple-A Las Vegas in the Pacific Coast League and posted a 6-2 record with a 6.13 ERA...allowed 125 hits and struck out 124 batters in 119.0 innings pitched...led the team in starts, innings pitched and strikeouts...in April, posted a 1-0 record with a 5.55 ERA (24.1 IP/28 H/20 SO) in five games; in June, posted a 3-0 record with a 4.62 ERA (25.1 IP/26 H/27 SO) in five games; in July, posted a 0-1 record with a 5.33 ERA (25.1 IP/22 H/34 SO) in five games (started three). **Las Vegas Top Performances:** defeated Sugar Land on April 16 (5.0 IP/5 H/1 R/1 BB/3 SO); no decision vs. Round Rock on April 23 (5.0 IP/4 H/1 R/1 BB/8 SO); no decision vs. Sugar Land on May 23 (5.0 IP/4 H/2 R/2 BB/3 SO); defeated Oklahoma City on May 28 (6.0 IP/6 H/2 R/3 BB/4 SO); defeated Tacoma on June 3 (5.0 IP/2 H/1 R/3 BB/4 SO); defeated Salt Lake on June 14 (6.0 IP/4 H/3 R/1 BB/season-high 9 SO); defeated Sugar Land on June 20 (5.0 IP/6 H/1 R/2 BB/3 SO); no decision vs. El Paso on July 8 (5.0 IP/4 H/1 R/1 BB/8 SO); no decision vs. El Paso on July 13 (5.0 IP/5 H/2 R/2 BB/7 SO); no decision vs. Sacramento on July 23 (6.0 IP/4 H/2 R/3 BB/6 SO); defeated Salt Lake on August 9 (6.0 IP/3 H/1 R/2 BB/season-high 9 SO)... promoted to the Athletics on August 26 and made his Major League debut vs. Texas on August 30 (lost, 4.0 IP/8 H/5 R/0 BB/1 SO)...recorded his first major league victory vs. Los Angeles Angels on September 5 (5.0 IP/3 H/4 R/5 BB/8 SO)...recorded a season-high 5.2 innings pitched (no decision) vs. Kansas City on September 26 (3 H/3 R/2 BB/3 SO).

**2024:** Played in a combined 26 games (started 25) between Double-A Northwest Arkansas of the Texas League and Double-A Midland and posted a 9-8 record with a 4.20 ERA...allowed 121 hits and struck out 161 batters in 133.0 innings pitched...established career highs in starts, victories, innings pitched and strikeouts...began the season with Northwest Arkansas and appeared in 19 games (started 18) and posted a 5-6 record with a 4.91 ERA...allowed 89 hits and struck out 109 batters in 91.2 innings pitched...in April, posted a 1-0 record with a 3.38 ERA (18.2 IP/13 H/25 SO) in four games (all starts)...in July, posted a 2-1 record with a 1.64 ERA (22.0 IP/14 H/27 SO) in four games (all starts). **Northwest Arkansas Top Performances:** no decision vs. Tulsa on April 6 (5.1 IP/2 H/1 R/1 BB/8 SO); defeated Midland on April 18 (5.0 IP/2 H/1 R/1 BB/season-high-10 SO); no decision vs. Wichita on May 1 (5.0 IP/3 H/2 R/1 BB/7 SO); defeated Springfield on June 13 (6.2 IP/5 H/3 R/1 BB/2 SO); no decision vs. Wichita on June 30 (5.0 IP/5 H/1 R/2 BB/5 SO); defeated Arkansas on July 28 (6.0 shutout innings/2 H/2 BB/8 SO)...acquired by the A's on July 30, 2024 in a trade with Kansas City...appeared in seven games for Midland and posted a 4-2 record with a 2.61 ERA...allowed 32 hits and struck out 52 batters in 41.1 innings pitched...in August, posted a 2-2 record with a 3.49 ERA (28.1 IP/27 H/34 SO) in five games (all starts)...made two starts in the TL Playoffs (1-0/0.82 ERA/11.0 IP/6 H/1 R/5 BB/15 SO). **Midland Top Performances:** defeated Arkansas on August 3 (5.0 IP/3 H/1 R/2 BB/6 SO); defeated Tulsa on August 15 (7.0 shutout innings/5 H/0 BB/10 SO); lost vs. San Antonio on August 28 (7.0 IP/6 H/3 R/1 BB/9 SO); defeated Amarillo on September 4 (6.0 IP/3 H/1 R/3 BB/9 SO); defeated Corpus Christi on September 10 (7.0 shutout innings/2 H/3 BB/9 SO). **2023:** Played in a combined 23 games (all starts) with Single-A Quad Cities of the Midwest League and Double-A Northwest Arkansas of the Texas League and posted a 6-7 record with a 3.30 ERA...allowed 86 hits and struck out 137 batters in 114.2 innings pitched...was the recipient of the Paul Splittorff Award, given to the top pitcher in the organization, as well as being named an *MLB Pipeline* Pitcher Prospect of the Year and *MLB.com* Organization All-Star...appeared in 16 games for Quad Cities and posted a 4-6 record with a 3.18 ERA...allowed 59 hits and struck out 94 batters in 82.0 innings pitched...joined Northwest Arkansas on August 2 and appeared in seven games and posted a 2-1 record with a 3.58 ERA...allowed 27 hits and struck out 43 batters in 32.2 innings pitched. **2022:** Began his professional career and appeared in four games (started one) between rookie-level ACL Royals and Single-A Columbia of the Carolina League and posted a 1-0 record with a 0.00 ERA (8.0 IP/0 H/0 R/1 BB/12 SO).

**COLLEGE:** Attended Auburn University in Auburn, Alabama of the Southeastern Conference for three seasons (2020-22)...appeared in 41 career games (started 20) and posted a 5-7 record with one save and a 4.69 ERA...allowed 107 hits and struck out 142 batters in 111.1 innings pitched...as a freshman (2020), appeared in six games (no record) with a 3.52 ERA...allowed five hits and struck out 16 batters in 7.2 innings pitched...as a sophomore (2021), appeared in 16 games (started six) and posted a 2-4 record with one save and a 5.40 ERA...allowed 39 hits and struck out 43 batters in 40.0 innings pitched...as a junior (2022), appeared in 19 games (started 14) and posted a 3-3 record with a 4.38 ERA...allowed 63 hits and struck out 83 batters in 63.2 innings pitched.

**PERSONAL:** Mason McLendon Barnett...graduated from Cartersville High School in Georgia...was a two-time Class 5-4A All-Region honoree and Cartersville High School Pitcher of the Year...in 2021, appeared in five games with Brewster Whitecaps in the Cape Cod League.

## MASON BARNETT'S CAREER STATS

YEAR	TEAM	W-L	ERA	G	GS	CG	SHO	SV	IP	H	R	ER	HR	HB	BB	SO
2022	ACL Royals	0-0	0.00	1	1	0	0	0	1.0	0	0	0	0	0	0	1
	Columbia	1-0	0.00	3	0	0	0	0	7.0	0	0	0	0	1	1	11
2023	Quad Cities	4-6	3.18	16	16	0	0	0	82.0	59	33	29	3	6	38	94
	Northwest Arkansas	2-1	3.58	7	7	0	0	0	32.2	27	13	13	2	1	12	43
2024	Northwest Arkansas	5-6	4.91	19	18	0	0	0	91.2	89	55	50	9	6	36	109
	Midland	4-2	2.61	7	7	0	0	0	41.1	32	14	12	4	2	13	52
2025	Las Vegas	6-2	6.13	25	23	0	0	0	119.0	125	81	81	17	6	65	124
	ATHLETICS	1-1	6.85	5	5	0	0	0	22.1	26	18	17	3	1	11	18
<b>Major League Totals-1 yr.</b>		<b>1-1</b>	<b>6.85</b>	<b>5</b>	<b>5</b>	<b>0</b>	<b>0</b>	<b>0</b>	<b>22.1</b>	<b>26</b>	<b>18</b>	<b>17</b>	<b>3</b>	<b>1</b>	<b>11</b>	<b>18</b>
<b>Minor League Totals - 4 yrs.</b>		<b>22-17</b>	<b>4.44</b>	<b>78</b>	<b>72</b>	<b>0</b>	<b>0</b>	<b>0</b>	<b>374.2</b>	<b>332</b>	<b>196</b>	<b>185</b>	<b>35</b>	<b>22</b>	<b>165</b>	<b>434</b>

# PLAYER PROFILES



## BLAKE BEERS

### Pitcher


**Born:** July 15, 1998 in Torrance, California

**Opening Day Age:** 27

**Ht:** 6-4 **Wt:** 215 **B/T:** R/R

**Residence:** Manhattan Beach, California

**Obtained:** Selected in the 19th round by the Athletics of June 2021 First-Year Player Draft



**CAREER SUMMARY:** Played professionally for five seasons in the Athletics organization...appeared in 93 career minor league games (started 77) and has posted a 21-29 record with a 4.66 ERA...allowed 428 hits and has struck out 414 batters in 424.2 innings pitched.

**2025:** Played in a combined 22 games (started 15) between rookie-level ACL Athletics, Double-A Midland of the Texas League and Triple-A Las Vegas of the Pacific Coast League and posted a 1-5 record with a 4.19 ERA...allowed 73 hits and struck out 65 batters in 66.2 innings pitched...began the season with ACL A's (May 30 - June 12) and appeared in three games (all starts) and posted a 0-1 record with a 1.13 ERA...allowed nine hits and struck out nine batters in 8.0 innings pitched...joined Midland (June 19 - July 26) and appeared in seven games (all starts) and posted a 1-2 record with a 2.70 ERA...allowed 23 hits and struck out 24 batters in 30.0 innings pitched...in July, posted a 1-2 record with a 2.91 ERA (21.2 IP/16 H/17 SO) in five games (all starts). **Midland Top Performances:** no decision vs. Tulsa on June 19 (4.1 IP/2 H/1 R/3 BB/3 SO); defeated Arkansas on July 20 (5.0 shutout innings/1 H/1 BB/5 SO); no decision vs. San Antonio on July 26 (5.0 shutout innings/3 H/0 BB/3 SO)...joined the Aviators on August 1 and appeared in 12 games (started five) and posted a 0-2 record with a 6.59 ERA...allowed 41 hits and struck out 32 batters in 28.2 innings pitched...appeared in one playoff game and pitched 1.1 scoreless innings (2 H/2 SO)...in September, posted a 0-2 record with a 5.94 ERA (16.2 IP/23 H/19 SO) in four games (all starts). **Las Vegas Top Performances:** 2.0 scoreless innings vs. Salt Lake on August 6 (2 H/1 BB/3 SO); no decision vs. Sacramento on September 2 (4.0 IP/5 H/2 R/1 BB/3 SO); lost to Sacramento on September 7 (season-high 6.0 innings pitched/4 H/2 R/1 BB/7 SO); no decision vs. Salt Lake on September 19 (5.0 IP/5 H/2 R/2 BB/7 SO/season-high 92 pitches).

**2024:** Played in a combined 28 games (started 24) between Double-A Midland of the Texas League and Triple-A Las Vegas of the Pacific Coast League and posted a 11-7 record with a 3.91 ERA...allowed 139 hits and struck out 139 batters in 149.2 innings pitched...established career highs in appearances, starts, victories, innings pitched and strikeouts...began the season with Midland and appeared in 24 games (started 21) and posted a 11-6 record with a 3.33 ERA...allowed 108 hits and struck out 122 batters in 129.2 innings pitched...pitched 6.0 or more innings in 10 starts...led the Texas League in victories; ranked 3rd in ERA; 5th in strikeouts and 5th in innings pitched...named TL Pitcher of the Week (July 8-14)...in June, posted a 4-1 record with a 3.25 ERA (27.2 IP/20 H/20 SO) in five games (all starts)...in July, posted a 3-0 record with a 1.50 ERA (24.0 IP/15 H/22 SO) in four games (all starts)...in August, posted a 2-1 record with a 1.32 ERA (27.1 IP/15 H/35 SO) in five games (all starts). **Midland Top Performances:** lost to Frisco on May 25 (7.0 IP/2 H/2 R/3 BB/4 SO); defeated Frisco on June 18 (5.0 IP/5 H/1 R/2 BB/5 SO); defeated Frisco on June 23 (5.0 IP/5 H/1 R/0 BB/4 SO); defeated San Antonio on June 29 (6.0 shutout innings/1 H/4 BB/3 SO); defeated Arkansas on July 11 (season-high 8.0 shutout innings/1 H/0 BB/6 SO); defeated San Antonio on July 27 (7.0 IP/7 H/2 R/1 BB/6 SO); defeated Frisco on August 6 (6.0 shutout innings/2 H/2 BB/7 SO); no decision vs. Tulsa on August 14 (7.0 IP/5 H/1 R/0 BB/season-high 9 SO); defeated Wichita on August 20 (6.0 shutout innings/3 H/2 BB/6 SO)...joined the Aviators on August 28 and made his Triple-A debut on September 1...appeared in four games (started three) and posted a 0-1 record with a 7.65 ERA...allowed 31 hits and struck out 17 batters in 20.0 innings pitched. **Las Vegas Top Performances:** no decision vs. Sacramento on September 1 (4.0 IP/7 H/3 R/2 BB/3 SO); lost vs. Round Rock on September 7 (6.0 IP/9 H/4 R/1 BB/7 SO); no decision vs. El Paso on September 18 (5.2 IP/6 H/3 R/3 BB/3 SO). **2023:** Appeared in a combined 25 games (started 21) between Single-A Lansing of the Midwest League and Double-A Midland of the Texas League and posted a 7-11 record with a 6.36 ERA...allowed 126 hits and struck out 109 batters in 114.2 innings pitched...appeared in seven games (started four) with Lansing and posted a 4-1 record with a 2.91 ERA...allowed 28 hits and struck out 35 batters in 34.0 innings pitched...also, appeared in 18 games (started 17) for Midland and posted a 3-10 record with a 7.81 ERA...allowed 98 hits and struck out 74 batters in 80.2 innings pitched. **2022:** Appeared in a combined 17 games (started 16) between Single-A Stockton of the California League and Single-A Lansing of the Midwest League and posted a 2-6 record with a 4.08 ERA...allowed 88 hits and struck out 100 batters in 92.2 innings pitched...appeared in seven games (started six) with Stockton and posted a 2-2 record with a 4.08 ERA...allowed 38 hits and struck out 51 batters in 39.2 innings pitched...also, appeared in 10 games (all starts) for Lansing and posted a 0-4 record with a 4.08 ERA...allowed 50 hits and struck out 49 batters in 53.0 innings pitched. **2021:** Began his professional career with rookie-level Arizona Complex Athletics and appeared in one game (1.0 IP/2 H/1 R/0 BB/1 SO).

**COLLEGE:** Attended University of Michigan in Ann Arbor, Michigan of the Big Ten Conference for four seasons (2018-21)...appeared in 33 career games (started 12) and posted a 4-4 record with one save and a 6.56 ERA...allowed 71 hits and struck out 58 batters in 71.1 innings pitched...as a freshman, appeared in two games (started one) with no record (0.1 IP/0 H/5 BB/1 SO)...as a sophomore (2019), appeared in 14 games (started two) and posted a 1-1 record with one save and a 6.04 ERA...allowed 26 hits and struck out 15 batters in 22.1 innings pitched...as a junior (2020), appeared in four games (all starts) and posted a 2-2 record with a 3.13 ERA...allowed 15 hits and struck out 21 batters in 23.0 innings pitched...as a senior (2021), appeared in 13 games (started five) and posted a 1-1 record with a 8.42 ERA...allowed 30 hits and struck out 21 batters in 25.2 innings pitched.

**PERSONAL:** Blake Ausweiger Beers...graduated from Loyola High School in Los Angeles, California.

## BLAKE BEERS' CAREER STATS

YEAR TEAM	W-L	ERA	G	GS	CG	SHO	SV	IP	H	R	ER	HR	HB	BB	SO
2021 AZL Athletics	0-0	9.00	1	1	0	0	0	1.0	2	1	1	1	0	0	1
2022 Stockton	2-2	4.08	7	6	0	0	0	39.2	38	19	18	7	2	7	51
Lansing	0-4	4.08	10	10	0	0	0	53.0	50	26	24	4	7	24	49
2023 Lansing	4-1	2.91	7	4	0	0	0	34.0	28	12	11	2	2	13	35
Midland	3-10	7.81	18	17	0	0	0	80.2	98	76	70	16	12	34	74
2024 Midland	11-6	3.33	24	21	0	0	0	129.2	108	52	48	16	10	39	122
Las Vegas	0-1	7.65	4	3	0	0	0	20.0	31	18	17	5	2	10	17
2025 ACL Athletics	0-1	1.13	3	3	0	0	0	8.0	9	2	1	0	1	1	9
Midland	1-2	2.70	7	7	0	0	0	30.0	23	13	9	2	1	12	24
Las Vegas	0-2	6.59	12	5	0	0	0	28.2	41	23	21	6	2	10	32
Minor League Totals - 5 yrs.	21-29	4.66	93	77	0	0	0	424.2	428	242	220	59	39	150	414



# PLAYER PROFILES

## HENRY BOLTE

### Outfielder

**Born:** August 4, 2003 in San Francisco, California

**Opening Day Age:** 22

**Ht:** 6-3 **Wt:** 205 **B/T:** R/R

**Residence:** Scottsdale, Arizona

**Obtained:** Selected in the second round by the Athletics of the 2022 First-Year Player Draft



**CAREER SUMMARY:** Played professionally for four seasons in the Athletics organization...appeared in 360 career minor league games and has batted .268 (358-for-1,336) with 69 doubles, 19 triples, 38 home runs, 199 RBI and 122 stolen bases in 146 attempts...ranked by *Baseball America* as the No. 13 prospect (Top 30) in the Athletics system entering the 2024 season...was named to the Midwest League Postseason All-Star team (Single-A Lansing) and was a *Baseball America* High Class A All-Star in 2024...ranked by *Baseball America* as the No. 7 prospect in the Athletics system entering the 2025 season...non-roster invitee to 2025 Spring Training...named 2025 Athletics Minor League Player of the Year by *Baseball America*...ranked by *Baseball America* as the No. 6 prospect in the Athletics system entering the 2026 season...ranked by 2026 *Baseball America's* Best Tools (A's System): Best Athlete and Fastest Baserunner...non-roster invitee to 2026 Spring Training.

**2025:** Played in a combined 114 games between Double-A Midland of the Texas League and Triple-A Las Vegas of the Pacific Coast League and batted .284 (118-for-415) with 35 extra-base hits (20 doubles, six triples, nine home runs), 56 RBI and 44 stolen bases in 46 attempts...began the season with Midland and appeared in 80 games and batted .278 (82-for-295) with 25 extra-base hits (14 doubles, four triples, seven home runs), 42 RBI and 31 stolen bases in 33 attempts...recorded 21 multiple-hit games (16 two-hit games; 4 three-hit games; 1 four-hit game)...recorded a season-high 12-game hitting streak (June 22 - July 20) and batted .327 (16-for-49) over that stretch...compiled two, eight-game hitting streaks: April 4-12 and batted .379 (11-for-29) over that stretch; April 22-30 and batted .313 (10-for-32) over that stretch...named Texas League Player of the Week (May 12-18)...in April, batted .289 (24-for-83) with 3 HR, 14 RBI in 23 games; in May, batted .278 (27-for-97) with 3 3B, 3 HR, 13 RBI in 27 games; in June, batted .255 (14-for-94) with 5 2B, HR, 8 RBI in 25 games. **Midland Top performances:** 4-for-5, 2B, 3B, SB, 4 RBI vs. San Antonio (May 13); 3-for-3, 2B, BB, 2 SB, RBI vs. Corpus Christi (May 8); 3-for-3, 2 BB, 3B, solo HR vs. San Antonio (May 15); 3-for-5, 2B, BB, SB, solo HR, four runs scored vs. Frisco (May 20); 3-for-5, 2 2B, BB, 3 RBI vs. San Antonio (June 25); 2-for-4, solo HR vs. Wichita (April 8); 2-for-4, SB, HR, 2 RBI vs. Corpus Christi (April 17); 2-for-4, BB, RBI vs. Amarillo (April 29); 2-for-4, BB, solo HR vs. Amarillo (May 2); 2-for-3, 2 2B, BB, RBI vs. San Antonio (June 7); 2-for-5, 3 RBI vs. NW Arkansas (July 13); 2-for-4, 2B, BB, RBI vs. Arkansas (July 20)...joined the Aviators and made his Triple-A debut on July 23...appeared in 34 games and batted .300 (36-for-120) with six doubles, two triples, two home runs, 14 RBI and 13-for-13 in stolen bases...recorded nine multiple-hit games (6 two-hit games; 3 three-hit games) and hit safely in 24 of 34 games...recorded a six-game hitting streak (August 12-17) and batted .348 (8-for-23) over that stretch...in August: batted .297 (27-for-91), 2 HR, 11 RBI in 26 games. **Top Series:** Batted .368 (7-for-19) vs. Sacramento (July 22-27); batted .318 (7-for-22), 5 RBI vs. Reno (July 29 - August 3); batted .348 (8-for-23), 4 SB vs. Tacoma (August 13-17). **Aviators Top performances:** 3-for-4, 2 2B, triple, 2 RBI, SB vs. Reno (August 3); 3-for-5, SB, HR, 2 RBI at Salt Lake (August 5); 3-for-4, 2B, SB, RBI vs. Albuquerque (August 23); 2-for-4, BB, SB, 2 RBI vs. Reno (August 1); 2-for-4, 2 RBI, HBP, SB vs. Tacoma (August 17); 2-for-5, RBI at Sacramento (July 27); 2-for-5, 2B, two runs scored vs. Iowa (August 31).

**2024:** Played in a combined 123 games between Single-A Lansing of the Midwest League and Double-A Midland of the Texas League and batted .267 (125-for-468) with 55 extra-base hits (32 doubles, eight triples, 15 home runs), 73 RBI and 46 stolen bases in 58 attempts...established career highs in games played, at bats, runs scored (92), hits, extra-base hits, doubles, triples, home runs, RBI and stolen bases...began the season with Lansing and appeared in 69 games and batted .278 (74-for-266) with 36 extra-base hits (19 doubles, six triples, 11 home runs), 52 RBI and 28 stolen bases in 34 attempts...recorded 23 multiple-hit games (17 two-hit games; 6 three-hit games)...recorded a season-high eight-game hitting streak (May 26 - June 4) and batted .423 (11-for-26) over that stretch...also, recorded a seven-game hitting streak (May 9-16) and batted .444 (12-for-27), 3 HR, 10 RBI over that stretch...in April, batted .265 (22-for-83) with five doubles, one triple, three home runs, 15 RBI, 9 SB in 20 games...in May, batted .309 (30-for-97) with eight doubles, two triples, five home runs, 20 RBI, 11 SB in 27 games...in June, batted .256 (22-for-86) with six doubles, three triples, three home runs, 17 RBI, 8 SB in 22 games...named to the Midwest League Postseason All-Star team. **Lansing Top performances:** 3-for-5, 2B, HR, 4 RBI vs. Dayton (April 6); 3-for-4, 2B, BB, RBI, 2 SB, four runs scored vs. Dayton (April 24); 3-for-6, HR, 5 RBI, SB vs. Great Lakes (May 11); 3-for-4, 2B, solo HR, SB vs. Lake County (May 16); 3-for-5, 2B, 3B, HR, 3 RBI, three runs scored vs. Lake County (May 19); 3-for-5, 3B, 5 RBI, SB vs. Dayton (June 9); 2-for-4, 3B, HR, 2 RBI vs. Lake County (April 17); 2-for-5, 2B, BB, 2 RBI vs. Lake County (April 21); 2-for-4, solo HR, BB, SB, three runs scored vs. Cedar Rapids (June 11); 2-for-4, 2B, BB, HR, 2 RBI vs. Beloit (June 18)...joined Midland on July 1 and appeared in 54 games and batted .252 (51-for-202) with 19 extra-base hits (13 doubles, two triples, four home runs), 21 RBI and 18 stolen bases in 24 attempts...recorded 16 multiple-hit games (15 two-hit games; 1 three-hit game)...recorded a five-game hitting streak three times: batted .304 (7-for-23) from July 19-24; batted .444 (8-for-18) from August 22-28; batted .400 (8-for-20), 3 RBI from September 10-13...in July, batted .235 (20-for-85) with 5 2B, HR, 7 RBI, 8 SB in 21 games...in August, batted .260 (20-for-77) with 7 2B, 2 3B, 3 HR, 11 RBI, 7 SB in 22 games...in September, batted .275 (11-for-40) with one double, 3 RBI in 11 games. **Midland Top performances:** 3-for-4, BB, SB vs. Amarillo (July 1); 2-for-6, 2B, HR, 2 RBI vs. Amarillo (July 4); 2-for-5, 2 SB, RBI vs. Arkansas (July 9); 2-for-4, 2B, RBI vs. San Antonio (July 23); 2-for-4, 2 2B, RBI vs. Frisco (August 7); 2-for-5, 2 2B, RBI vs. Wichita (August 22); 2-for-4, 3B, RBI, SB vs. San Antonio (August 27); 2-for-4, RBI vs. Corpus Christi (September 12); 2-for-4, RBI, 2 SB vs. Corpus Christi (September 13). **2023:** Played the entire season with Single-A Stockton of the California League and appeared in 112 games and batted .257 (108-for-420) with 36 extra-base hits (17 doubles, five triples, 14 home runs), 68 RBI and 32 stolen bases in 41 attempts. **2022:** Began his professional career with rookie-level Arizona Complex League Athletics and appeared in 11 games and batted .212 (7-for-33) with 2 RBI.

**PERSONAL:** Henry Bolte...pronounced BOL-Tay...X address is @henrybolte2...graduated from Palo Alto (California) High School...ranked as the No. 1 outfielder in the state of California by Perfect Game in 2022 and No. 7 in the country...was committed to the University of Texas (Austin).

## HENRY BOLTE'S CAREER STATS

YEAR TEAM	AVG	G	AB	R	H	2B	3B	HR	RBI	SH	SF	HP	BB	SO	SB	CS	E
2022 ACL Athletics	.212	11	33	5	7	0	0	0	2	0	0	1	5	19	0	1	1
2023 Stockton	.257	112	420	77	108	17	5	14	68	0	4	5	62	164	32	9	6
2024 Lansing	.278	69	266	60	74	19	6	11	52	0	1	10	41	101	28	6	5
Midland	.252	54	202	32	51	13	2	4	21	0	0	4	20	88	18	6	2
2025 Midland	.278	80	295	43	82	14	4	7	42	0	3	8	41	95	31	2	4
Las Vegas	.300	34	120	23	36	6	2	2	14	0	0	5	16	46	13	0	3
Minor League Totals - 4 yrs.	.268	360	1336	240	358	69	19	38	199	0	8	33	185	513	122	24	21

# PLAYER PROFILES



## BEN BOWDEN

### Pitcher

**Born:** October 21, 1994 in Lynn, Massachusetts

**Opening Day Age:** 31

**Ht:** 6-4 **Wt:** 219 **B/T:** L/L

**Residence:** Lynn, Massachusetts

**Obtained:** Signed as a minor league free agent on November 11, 2025



**CAREER SUMMARY:** Played professionally for eight seasons in the Colorado, San Francisco, Tampa Bay, Philadelphia, Atlanta and Athletics organizations...made his Major League debut with Colorado vs. Los Angeles Dodgers on April 2, 2021 (1.1 IP/3 H/2 R/2 SO)...recorded his first Major League victory vs. San Francisco on May 4, 2021/GM#2-DH (1.2 IP/2 H/0 R/1 SO)...in 2025, appeared in 11 games for the Athletics...appeared in 50 career Major League games and has posted a 3-2 record with a 6.02 ERA...allowed 53 hits and struck out 49 batters in 46.1 innings pitched...originally selected by Colorado in the second round of June 2016 First-Year Player Draft...appeared in 292 career minor league games and has posted a 23-11 record with 30 saves in 44 opportunities and a 3.74 ERA...allowed 263 hits and has struck out 431 batters in 317.2 innings pitched...pitched for the U.S. Team in the 2019 All-Star Futures Game at Progressive Field in Cleveland, Ohio...claimed off waivers by Tampa Bay on April 29, 2022...traded to San Francisco for a player to be named later on July 23, 2022...named to the 2025 Pacific Coast League All-Star Team with Triple-A Las Vegas...non-roster invitee to 2025 & 2026 Spring Training.

**2025:** Appeared in 31 games for Triple-A Las Vegas and posted a 1-1 record with two saves and a 1.36 ERA...allowed 27 hits and struck out 41 batters in 39.2 innings pitched...in April, posted a 1-1 record with a 0.77 ERA (11.2 IP/9 H/13 SO) in eight games; in May, posted a 1.59 ERA with one save, no record (11.1 IP/7 H/9 SO) in eight games; in June, posted a 3.24 ERA, no record (8.1 IP/7 H/9 SO) in eight games; in July, posted a 0.00 ERA, no record (6.1 IP/2 H/0 R/7 SO) in six games...promoted to the Athletics on July 24...appeared in 11 games for the A's and posted a 4.22 ERA (no record)...allowed nine hits and struck out seven batters in 10.2 innings pitched...pitched 1.0 scoreless inning six times: vs. Arizona (August 3); Washington (August 5); Baltimore (August 8); Tampa Bay (August 13); Los Angeles Angels (August 15); Minnesota (August 21).

**2024:** Played the entire season with Triple-A Gwinnett of the International League and appeared in 27 games and posted a 2-1 record with a 4.03 ERA...allowed 26 hits and struck out 35 batters in 29.0 innings pitched...in May, posted a 0-1 record with a 1.80 ERA (10.0 IP/7 H/13 SO) in nine games...in June, posted a 1-0 record with a 0.00 ERA (8.2 IP/5 H/11 SO) in eight games. **Top performances:** defeated Louisville on April 6 (1.0 IP/1 H/1 R/2 BB/1 SO); vs. Durham on May 5 (1.2 IP/0 H/0 R/2 SO); defeated Durham on June 6 (2.0 IP/2 H/0 R/3 SO); vs. Memphis on June 26 (1.0 IP/0 H/0 R/1 BB/2 SO). **2023:** Played the entire season with Triple-A Lehigh Valley of the International League and appeared in 49 games and posted a 6-2 record with five saves in eight opportunities with a 4.64 ERA...allowed 47 hits and struck out 76 batters in 52.1 innings pitched. **2022:** Appeared in a career-high 50 games between Triple-A Albuquerque of the Pacific Coast League, Triple-A Durham of the International League and Triple-A Sacramento of the PCL and posted a 5-1 record with a 5.46 ERA...allowed 49 hits and struck out 76 batters in 57.2 innings pitched...began the season with Albuquerque and appeared in seven games (0-0/8.22 ERA/7.2 IP/6 H/6 BB/11 SO)...claimed off waivers by Tampa Bay on April 29 and assigned to Triple-A Durham in April 29...appeared in 21 games for Durham and posted a 4-0 record with a 2.45 ERA...allowed 19 hits and struck out 24 batters in 22.0 innings pitched...traded to San Francisco on July 23...also, appeared in 22 games for Sacramento and posted a 1-1 record with a 7.07 ERA...allowed 24 hits and struck out 41 batters in 28.0 innings pitched. **2021:** Made his first Opening Day roster with Colorado...made his Major League debut with Colorado vs. Los Angeles Dodgers on April 2 (1.1 IP/3 H/2 R/2 SO)...recorded his first Major League victory vs. San Francisco on May 4/GM#2-DH (1.2 IP/2 H/0 R/1 SO)...in May, posted a 1-0 record with a 3.60 ERA (5.0 IP/7 H/6 SO) in six games...in July, no record with a 1.59 ERA (5.2 IP/2 H/10 SO) in six games...pitched 2.0 scoreless innings vs. Los Angeles Angels on July 28 (0 H/4 SO)...defeated Chicago Cubs on August 25 (1.1 IP/0 H/1 BB/2 SO)...appeared in 39 games for the Rockies and posted a 3-2 record with a 6.56 ERA...allowed 44 hits and struck out 42 batters in 35.2 innings pitched...also, appeared in 12 games for Triple-A Albuquerque of the Pacific Coast League and posted a 1-0 record with two saves and a 0.00 ERA (11.2 IP/2 H/0 R/13 SO). **2020:** Did not play. **2019:** Appeared in a combined 48 games between Double-A Hartford in the Eastern League and Triple-A Albuquerque of the Pacific Coast League and posted a 1-3 record with a career-high 21 saves in 22 opportunities and a 3.48 ERA...allowed 37 hits and struck out a career-high 79 batters in 51.2 innings pitched...appeared in 26 games for Hartford and recorded 20 saves (in 20 opportunities) and a 1.05 ERA...allowed eight hits and struck out 42 batters in 25.2 innings pitched...made his Triple-A debut with the Isotopes and posted a 1-3 with one save and a 5.88 ERA...allowed 29 hits and struck out 37 batters in 26.0 innings pitched...attended Major League Spring Training with Colorado as a non-roster invitee. **2018:** Appeared in a combined 49 games between Single-A Asheville of the South Atlantic League and Single-A Lancaster of the California League and posted a 7-2 record with a 3.98 ERA...allowed 52 hits and struck out 78 batters in 52.0 innings pitched...appeared in 15 games for Asheville and posted a 3-0 record with a 3.52 ERA...allowed 17 hits and struck out 25 batters in 15.1 innings pitched...also, appeared in 34 games for Lancaster and posted a 4-2 record with a 4.17 ERA...allowed 35 hits and struck out 53 batters in 36.2 innings pitched. **2017:** Did not play due to a left shoulder injury. **2016:** Began his professional career with Single-A Asheville of the South Atlantic League and appeared in 26 games and posted a 0-1 record with a 3.04 ERA...allowed 23 hits and struck out 29 batters in 23.2 innings pitched.

**COLLEGE:** Attended Vanderbilt University in Nashville, Tennessee of the Southeastern Conference for three seasons (2014-16)...appeared in 62 career games (started five) and posted a 8-2 record with 12 saves and a 3.27 ERA...allowed 88 hits and struck out 124 batters in 96.1 innings pitched...as a freshman (2014), appeared in 12 games with no record and a 3.48 ERA...allowed eight hits and struck out 10 batters in 10.1 innings pitched...as a sophomore (2015), appeared in 26 games and posted a 6-1 record with two saves and a 2.89 ERA...allowed 32 hits and struck out 49 batters in 37.1 innings pitched...as a junior (2016), appeared in 24 games (started five) and posted a 2-1 record with a career-best 10 saves and a 3.51 ERA...allowed 48 hits and struck out 65 batters in 48.2 innings pitched...the Commodores advanced to the NCAA Tournament three times, including twice to the College World Series (2014 & 2015)...member of the 2014 national championship team and 2015 national championship runners-up, along with teammates Dansby Swanson, Walker Buehler and Carson Fulmer. **PERSONAL:** Benjamin Douglas Bowden...pronounced BOE-den...graduated from Lynn English High School in Massachusetts.

## BEN BOWDEN'S CAREER STATS

YEAR	TEAM	W-L	ERA	G	GS	CG	SHO	SV	IP	H	R	ER	HR	HB	BB	SO
2016	Asheville	0-1	3.04	26	0	0	0	0	23.2	23	8	8	1	0	15	29
2017		DNP - INJ														
2018	Asheville	3-0	3.52	15	0	0	0	0	15.1	17	6	6	2	1	5	25
	Lancaster	4-2	4.17	34	0	0	0	0	36.2	35	21	17	6	0	15	53
2019	Hartford	0-0	1.05	26	0	0	0	0	20	25.2	8	3	1	0	7	42
	Albuquerque	1-3	5.88	22	0	0	0	1	26.0	29	18	17	4	0	17	37
2020		DNP														
2021	Albuquerque	1-0	0.00	12	0	0	0	2	11.2	2	0	0	0	0	4	17
	COLORADO	3-2	6.56	39	0	0	0	0	35.2	44	30	26	6	1	21	42
2022	Albuquerque	0-0	8.22	7	0	0	0	0	7.2	6	7	7	1	0	6	11
	Durham	4-0	2.45	21	0	0	0	0	22.0	19	8	6	2	0	14	24
	Sacramento	1-1	7.07	22	0	0	0	0	28.0	24	22	22	8	1	15	41
2023	Lehigh Valley	6-2	4.64	49	0	0	0	5	52.1	47	31	27	8	0	32	76
2024	Gwinnett	2-1	4.03	27	0	0	0	0	29.0	26	13	13	4	2	17	35
2025	Las Vegas	1-1	1.36	31	0	0	0	2	39.2	27	10	6	1	0	18	41
	ATHLETICS	0-0	4.22	11	0	0	0	0	10.2	9	6	5	2	0	5	7
<b>Major League Totals - 2 yrs.</b>		<b>3-2</b>	<b>6.02</b>	<b>50</b>	<b>0</b>	<b>0</b>	<b>0</b>	<b>0</b>	<b>46.1</b>	<b>53</b>	<b>36</b>	<b>31</b>	<b>8</b>	<b>1</b>	<b>26</b>	<b>49</b>
<b>Minor League Totals - 8 yrs.</b>		<b>23-11</b>	<b>3.74</b>	<b>292</b>	<b>0</b>	<b>0</b>	<b>0</b>	<b>30</b>	<b>317.2</b>	<b>263</b>	<b>147</b>	<b>132</b>	<b>38</b>	<b>4</b>	<b>165</b>	<b>431</b>



# PLAYER PROFILES

## COOPER BOWMAN

### Infielder/Outfielder

**Born:** January 5, 2000 in Rapid City, South Dakota


**Opening Day Age:** 26

**Ht:** 6-0 **Wt:** 205

**B/T:** R/R

**Residence:** Rapid City, South Dakota

**Obtained:** Acquired from New York Yankees with LHP Ken Waldichuk, LHP JP Sears and RHP Luis Medina for RHP Frankie Montas and RHP Lou Trivino on August 1, 2022



**CAREER SUMMARY:** Played professionally for five seasons in the New York Yankees and Athletics organizations...appeared in 411 career minor league games and has batted .244 (371-for-1,523) with 83 doubles, 13 triples, 42 home runs, 225 RBI and 163 stolen bases in 180 attempts...originally selected by New York Yankees in the fourth round of June 2021 First-Year Player Draft...acquired by the Athletics from New York Yankees with LHP Ken Waldichuk, LHP JP Sears and RHP Luis Medina for RHP Frankie Montas and RHP Lou Trivino on August 1, 2022...ranked by *Baseball America* as the No. 30 prospect (top 30) in the Athletics system entering the 2023 season...ranked by *Baseball America* as the No. 22 prospect (top 30) in the Athletics system entering the 2024 season...selected by Cincinnati in the Major-League phase of Rule 5 Draft on December 11, 2024...was returned to the Athletics on March 12, 2025.

**2025:** Played in a combined 78 games between rookie-level ACL Athletics, Double-A Midland of the Texas League and Triple-A Las Vegas of the Pacific Coast League and batted .262 (65-for-278) with 24 extra-base hits (13 doubles, four triples, seven home runs), 41 RBI and 22 stolen bases in 23 attempts...appeared in two games for ACL A's (July 10-15) and batted .167 (2-for-12) with a double, triple, 3 RBI...also, appeared in two games with Midland (July 18 & 20) and batted .286 (2-for-7) with a solo home run...appeared in 72 games for the Aviators and batted .236 (61-for-259) with 12 doubles, three triples, six home runs, 41 RBI and 21 stolen bases in 22 attempts...PCL Playoffs (LCS): appeared in two games and batted .250 (2-for-8)...Triple-A National Championship Game (September 27): 1-for-4, SF, RBI...recorded 15 multiple-hit games (11 two-hit games; 4 three-hit games)...hit safely in a season-high nine-straight games (September 4-13) and batted .333 (13-for-39) over that stretch...recorded 17 straight games (on base stretch) from August 31 - Sept. 19...in May, batted .246 (14-for-57) with 3 2B, 10 RBI in 17 games; in August, batted .246 (17-for-69), 12 RBI in 19 games; in September, batted .274 (20-for-73), 2 HR, 12 RBI in 18 games. **Top Series:** batted .421 (8-for-19), 4 RBI vs. El Paso (May 13-18); batted .444 (4-for-9), 5 RBI vs. Reno (July 29 - August 3). **Las Vegas top performances:** 3-for-4, 2B, SB, HBP, 3 RBI vs. Reno (July 31); 3-for-4, 2B, SB, HBP, 3 RBI vs. Reno (July 31); 3-for-5, 2B, BB, 2 HR, 6 RBI at Sacramento (September 6); 3-for-5, SB vs. Reno (September 12); 2-for-4, BB, 2 3B, 3 RBI vs. Sugar Land (April 16); 2-for-4, HR, 2 RBI vs. Sugar Land (May 23); 2-for-4, BB, 3B vs. Salt Lake (August 9); 2-for-4, BB, two-run HR vs. Tacoma (August 15); 2-for-5, SB, HR, 2 RBI at Albuquerque (August 20); 2-for-5, 2 SB vs. Albuquerque (August 24); 2-for-3, 2B, BB, SAC vs. Iowa (August 31); 2-for-5, 2B, RBI vs. Salt Lake (Sept. 21); 1-for-5, walk-off RBI single in the 11th vs. Tacoma (August 12).

**2024:** Played in a combined 118 games between Double-A Midland of the Texas League and Triple-A Las Vegas of the Pacific Coast League and batted .262 (117-for-446) with 83 runs scored and 42 extra-base hits (26 doubles, four triples, 12 home runs), 70 RBI and 43 stolen base bases in 49 attempts...established career highs in games played, at bats, hits, runs scored, doubles, triples, home runs, RBI...began the season with Midland and appeared in 80 games and batted .281 (88-for-313) with 18 doubles, two triples, 12 home runs, 53 RBI and 35 stolen bases in 40 attempted...recorded 26 multiple-hit games (22 two-hit games; 4 three-hit games)...recorded a season-high 17-game hitting streak from May 1-21 and batted .357 (25-for-70) with 21 RBI over that stretch...named Texas League Player of the Week twice: (May 13-19): batted .455 (10-for-22), 2 HR, 9 RBI and (July 22-28): batted .450 with 3 HR, 5 RBI...in May (named TL Player of the Month), batted .350 (36-for-103) with 9 doubles, 4 HR, 23 RBI, 14 SB; in July, batted .357 (25-for-70) with five doubles, 4 HR, 12 RBI, 10 SB. **Midland top performances:** 3-for-5, 2B, HR, 2 RBI vs. Springfield (May 17); 3-for-7, SB vs. Amarillo (July 4); 3-for-4, double, walk, 2B, 2 RBI vs. Corpus Christi (July 20); 3-for-5, two solo HR vs. San Antonio (July 24); 3-for-5, HR, 3 RBI vs. Corpus Christi (April 6); 2-for-4, double, 2 BB, SB, 2 RBI vs. Tulsa (May 11); 2-for-3, 2B, 3 BB, 2 SB, 2 RBI vs. Springfield (May 15); 2-for-4, 2B, 3B, BB, 2 SB, three runs scored vs. Corpus Christi (July 21); 2-for-3, 2B, 2 BB, solo HR vs. San Antonio (July 26)...joined the Aviators on July 31 and made his Triple-A debut...appeared in 38 games and batted .218 (29-for-133) with eight doubles, two triples, 17 RBI and eight stolen bases...recorded nine multiple-hit games...hit safely in 17 of 38 games. **Top series:** batted .375 (9-for-24), 7 RBI vs. ALB (July 30 - August 4). **Las Vegas top performances:** 4-for-5, stolen base, walk, 2 RBI vs. Albuquerque (August 3); 3-for-5, two SB, two runs scored at Salt Lake (August 11); 2-for-4, walk, double, 2 RBI vs. Albuquerque (July 31); 2-for-4, triple, RBI, run scored vs. Oklahoma City (August 15); 2-for-3, double, 2 RBI vs. Round Rock (September 6); 2-for-4, double, 2 RBI at Albuquerque (September 10); 2-for-4, walk, RBI, 2 SB at Albuquerque (September 14). **2023:** Played in a combined 72 games between Rookie-level Arizona Complex League Athletics and Double-A Midland of the Texas League and batted .261 (74-for-283) with 29 extra-base hits (18 doubles, three triples, eight home runs), 40 RBI and 38 stolen bases in 41 attempts...appeared in four games for ACL Athletics (.250, 3-for-12, double, 2 RBI)...also, appeared in 68 games for Midland and batted .262 (71-for-271) with 17 doubles, three triples, eight home runs, 38 RBI and 35 stolen bases in 38 attempts...recorded 17 multiple-hit games (13 two-hit games; 3 three-hit games; 1 four-hit game)...season-high seven-game hitting streak (three times): April 29 - May 7 and batted .233 (7-for-30) over that stretch; August 22-31 and batted .387 (12-for-31) over that stretch; September 7-14 and batted .345 (10-for-29) with 6 RBI over that stretch...in July, batted .344 (22-for-64) with five doubles, four home runs, 8 RBI, seven stolen bases in 16 games. **Midland top performances:** 4-for-5, double, stolen base, solo home run, three runs scored vs. Frisco-GM-1DH (July 7); 3-for-4, double, walk, RBI vs. San Antonio (May 16); 3-for-6, double, walk, 3 RBI vs. Frisco (July 8); 3-for-4, two doubles, 2 RBI vs. Amarillo (August 29); 2-for-4, 2 RBI vs. Tulsa (April 11); 2-for-6, HR, 4 RBI vs. Amarillo (May 11); 2-for-4, walk vs. Corpus Christi (July 19); 2-for-4, walk, solo home run vs. Corpus Christi (July 23); 2-for-3, walk, double vs. Amarillo (July 27); 2-for-4, walk, stolen base, RBI vs. Amarillo (August 31); 2-for-4, walk, stolen base vs. Amarillo (September 3); 2-for-3, two walks, solo home run, three stolen bases vs. San Antonio (September 9). **2022:** Played in a combined 113 games between Single-A Hudson Valley of the South Atlantic League and Single-A Lansing of the Midwest League and batted .215 (89-for-414) with 29 extra-base hits (17 doubles, one triple, 11 home runs), 47 RBI and 47 stolen bases (career-high) in 53 attempts...began the season in the Yankees organization and appeared in 80 games for Hudson Valley and batted .217 (65-for-299) with 15 doubles, one triple, eight home runs, 35 RBI and 35 stolen bases in 41 attempts...traded to the Oakland organization on August 1...appeared in 33 games for Lansing and batted .209 (24-for-115) with two doubles, three home runs, 12 RBI and 12 stolen bases in 12 attempts. **2021:** Began his professional career in the Yankees organization...appeared in a combined 30 games between Rookie-level Florida Complex League Yankees and Single-A Tampa of the Florida State League and batted .255 (26-for-102) with nine doubles, triple, four home runs, 23 RBI and 13 stolen bases in 14 attempts...appeared in three games with FCL Yankees and batted .444 (4-for-9, double, solo home run)...also, appeared in 27 games for Tampa and batted .237 (22-for-93) with eight doubles, triple, three home runs, 22 RBI and 11 stolen bases in 12 attempts. **COLLEGE:** Attended Iowa Western Community College for two seasons (2019-20)...appeared in 84 career games and batted .418 (110-for-263) with 17 doubles, five triples, five home runs, 41 RBI and 44 stolen bases in 50 attempts...as a freshman (2019), appeared in 61 games and batted .412 (80-for-194) with 13 doubles, three triples, three home runs, 25 RBI and 30 stolen bases in 33 attempts...as a sophomore (2020), appeared in 23 games and batted .435 (30-for-69) with four doubles, two triples, two home runs, 16 RBI and 14 stolen bases in 17 attempts...transferred to University of Louisville of the Atlantic Coast Conference for one season (2021)...appeared in 48 games and batted .293 (56-for-191) with seven doubles, eight home runs, 22 RBI and 20 stolen bases in 24 attempts.

**PERSONAL:** Cooper John Bowman...graduated from Stevens High School in Rapid City, South Dakota.

## COOPER BOWMAN'S CAREER STATS

YEAR	TEAM	AVG	G	AB	R	H	2B	3B	HR	RBI	SH	SF	HP	BB	SO	SB	CS	F
2021	FCL Yankees	.444	3	9	3	4	1	0	1	0	0	0	0	0	4	2	0	0
	Tampa	.237	27	93	17	22	8	1	3	22	0	2	6	11	26	11	1	3
2022	Hudson Valley	.217	80	299	54	65	15	1	8	35	0	5	5	55	97	35	6	2
	Lansing	.209	33	115	12	24	2	0	3	12	0	1	4	9	38	12	0	3
2023	ACL Athletics	.250	4	12	4	3	1	0	0	2	0	0	2	1	4	3	0	0
	Midland	.262	68	271	49	71	17	3	8	38	3	3	6	36	68	35	3	9
2024	Midland	.281	80	313	62	88	18	2	12	53	3	4	5	46	75	35	5	8
	Las Vegas	.218	38	133	21	29	8	2	0	17	4	2	1	12	37	8	1	4
2025	ACL Athletics	.167	4	12	2	2	1	1	0	3	0	1	1	1	5	1	0	0
	Midland	.286	2	7	3	2	0	0	1	1	0	0	0	3	2	0	0	1
	Las Vegas	.236	72	259	37	61	12	3	6	41	3	3	4	32	71	21	1	3
<b>Minor League Totals - 5 yrs.</b>		<b>.244</b>	<b>411</b>	<b>1523</b>	<b>264</b>	<b>371</b>	<b>83</b>	<b>13</b>	<b>42</b>	<b>225</b>	<b>13</b>	<b>21</b>	<b>34</b>	<b>206</b>	<b>427</b>	<b>163</b>	<b>17</b>	<b>33</b>

# PLAYER PROFILES



## LEO DE VRIES

### Infielder

**Born:** October 11, 2006 in Azua, Dominican Republic

**Opening Day Age:** 19

**Ht:** 6-1 **Wt:** 190 **B/T:** S/R

**Residence:** Azua, Dominican Republic

**Obtained:** Acquired from San Diego with RHP Braden Nett, RHP Henry Baez, RHP Eduarniel Núñez for RHP Mason Miller and LHP JP Sears on July 30, 2025



**CAREER SUMMARY:** Played professionally for two seasons in the San Diego and Athletics organizations...appeared in 193 career minor league games and has batted .248 (187-for-754) with 50 doubles, 11 triples, 26 home runs, 112 RBI and 24 stolen bases in 34 attempts...signed by San Diego (at 17 years old) as an international free agent on January 15, 2004...acquired from San Diego with RHP Braden Nett, RHP Henry Baez, RHP Eduarniel Núñez for RHP Mason Miller and LHP JP Sears on July 30, 2025...ended the 2024 season rated as the No. 2 prospect in the Padres system by MLB Pipeline and ranked No. 28 on MLB Pipeline's top 100 list...ranked the 2025 MLB Pipeline No. 3 overall prospect...ranked by *Baseball America* as the Top prospect in the Padres system entering the 2025 season...participated in the 2025 MLB All-Star Futures Game at Truist Park in Atlanta, Georgia, on July 12...ranked by *Baseball America* as the Top prospect in the Athletics system entering the 2026 season...ranked as the No. 4 top prospect in MLB Pipeline's Top 100 Prospect List entering the 2026 season...ranked by *Baseball America* as the No. 12 prospect (Top 100) entering the 2026 season...ranked by 2026 *Baseball America's* Best Tools (A's System): Best Infield Arm...non-roster invitee to 2026 Spring Training.

**2025:** Played in a combined 118 games between Single-A Fort Wayne of the Midwest League, Single-A Lansing of the Midwest League and Double-A Midland of the Texas League and batted .255 (116-for-455) with 51 extra-base hits (28 doubles, eight triples, 15 Home runs), 74 RBI and 11 stolen bases in 19 attempts...established career highs in games played, at bats, runs scored (72), extra-base hits, doubles, triples, home runs and RBI...began the season with Fort Wayne and appeared in 82 games and batted .245 (76-for-310) with 31 extra-base hits (19 doubles, four triples, eight home runs), 46 RBI...compiled 19 multiple-hit games (15 two-hit games; 3 three-hit games, 1 five-hit game)...recorded a season-high eight-game hitting streak (April 29 - May 8) and batted .412 (14-for-29) over that stretch...named Midwest League Player of the Month for April...batted .306 (22-for-72) with 5 2B, 3 3B, 4 HR, 19 RBI in 19 games...named Midwest League Player of the Week in back-to-back weeks (April 22-27; April 28 - May 4). **Fort Wayne Top performances:** 5-for-5 (cycle), 2B, 3B, 2 HR, career-best 8 RBI vs. Lansing (April 22); 3-for-3, 2B, BB, HR, 3 RBI, three runs scored vs. Dayton (April 29); 3-for-4, 2 2B, BB vs. Cedar Rapids (May 24); 3-for-4, 2 2B vs. Great Lakes (June 25); 2-for-3, 2B, BB, 3 RBI vs. Dayton (April 30); 2-for-3, BB, HR, 3 RBI vs. South Bend (June 10); 2-for-5, BB, 3 RBI vs. Dayton (June 22); 2-for-4, BB, HR, 2 RBI vs. Lake County (July 20); 2-for-5, BB, solo HR vs. Cedar Rapids (July 27); 0-for-1, 4 BB, 2 SB vs. Beloit (June 7); 0-for-2, 4 BB, RBI vs. Great Lakes (June 24)...then joined Lansing following the trade with the Athletics...appeared in 15 games and batted .268 (15-for-56) with two doubles, three triples, two home runs and 12 RBI. **Lansing Top performances:** 3-for-4, triple, BB, 2 HR, 5 RBI vs. Dayton (August 15); 2-for-5, 3 RBI vs. Great Lakes (August 6)...also, joined Midland on August 19...appeared in 21 games and batted .281 (25-for-89) with seven doubles, one triple, five home runs and 16 RBI. **Midland Top performances:** 4-for-5, solo HR vs. Frisco (September 6); 3-for-5, 2B, 2 HR, 4 RBI vs. Amarillo (September 12); 3-for-5, 2 2B, HR, 3 RBI vs. Amarillo (September 13); 2-for-5, 2B, 3B, 2 RBI vs. Frisco (September 4)...appeared in five playoffs games and batted .421 (8-for-19) with 3 HR and 6 RBI.

**2024:** Began his professional career with Single-A Lake Elsinore of the California League and appeared in 75 games and batted .237 (71-for-299) with 36 extra-base hits (22 doubles, three triples, 11 home runs), 38 RBI and 13 stolen bases in 15 attempts...compiled 19 multiple-hit games (16 two-hit games; 3 three-hit games)...recorded a 10-game hitting streak (June 30 - July 12) and batted .372 (16-for-43) with 4 HR, 9 RBI over that stretch...named California League Player of the Month for July...appeared in 21 games and batted .318 (27-for-85) with six doubles, eight home runs, 18 RBI, led the Cal League in runs scored (26), home runs and total bases (59). **Lake Elsinore Top performances:** homered from both sides of the plate for his first-career multi-homer game vs. Inland Empire on July 5 (3-for-4, double, walk, stolen base, two solo HR's, four runs scored); 3-for-5, HR, 2 RBI vs. Inland Empire (July 6); 3-for-4, two walks, RBI vs. Stockton (August 10); 2-for-5, triple, 4 RBI vs. Rancho Cucamonga (April 25); 2-for-4, walk, double, RBI vs. Inland Empire (June 5); 2-for-5, walk, SB, solo HR vs. Rancho Cucamonga (July 19); 2-for-5, double, triple, walk, RBI, three runs scored vs. Inland Empire (August 14)...participated in the Arizona Fall League and became the youngest player to hit a home run in the AFL since Bryce Harper in 2010 for the Scottsdale Scorpions.

**PERSONAL:** Leodalis De Vries...pronounced LEE-oh Deh-VREES...nicknamed "El Mutante"...which translates to "The Mutant"...excelled as a point guard on the hardwood as a youngster, and his father played basketball for the Dominican National Team.

## LEO De VRIES' CAREER STATS

YEAR	TEAM	AVG	G	AB	R	H	2B	3B	HR	RBI	SH	SF	HP	BB	SO	SB	CS	E
2024	Lake Elsinore	.237	75	299	63	71	22	3	11	38	0	2	9	50	84	13	2	8
2025	Fort Wayne	.245	82	310	46	76	19	4	8	46	1	2	3	52	72	8	7	19
	Lansing	.268	15	56	9	15	2	3	2	12	0	2	3	4	15	1	0	1
	Midland	.281	21	89	17	25	7	1	5	16	0	2	2	10	20	2	1	1
Minor League Totals - 2 yrs.		.248	193	754	135	187	50	11	26	112	1	8	17	116	191	24	10	29



# PLAYER PROFILES

## JJ GOSS

### Pitcher


**Born:** December 25, 2000 in Houston, Texas

**Opening Day Age:** 25

**Ht:** 6-3 **Wt:** 175 **B/T:** R/R

**Residence:** Cypress, Texas

**Obtained:** Signed as a minor league free agent on December 12, 2025



**CAREER SUMMARY:** Played professionally for six seasons in the Tampa Bay organization...appeared in 110 career minor league games (started 58) and has posted a 18-17 record with 14 saves in 17 opportunities and a 4.36 ERA...allowed 266 hits and has struck out 278 batters in 286.2 innings pitched...originally selected in Competitive Balance Round A by Tampa Bay of the 2019 First-Year Player Draft. **2025:** Played the entire season with Double-A Montgomery of the Southern League and appeared in 33 games and posted a 4-3 record with 11 saves (ranked third in the SL) in 14 opportunities and a 3.38 ERA...allowed 29 hits and struck out 31 batters in 40.0 innings pitched...established career highs in appearances and saves...in April, posted a 0-1 record with two saves and a 1.69 ERA (10.2 IP/5 H/9 SO) in seven games; in May, posted a 2-1 record with five saves and a 1.74 ERA (10.1 IP/5 H/9 SO) in 10 games; in July, posted a 1-1 record with one save and a 2.73 ERA (9.2 IP/7 H/8 SO) in seven games. **Top Performances:** 1.0 scoreless inning vs. Biloxi on April 24 (0 H/3 SO); save vs Pensacola on May 31 (2.0 IP/0 H/0 R/1 SO); 2.0 scoreless innings vs. Columbus on July 3 (2 H/4 SO); 2.0 scoreless innings vs. Biloxi on July 19 (1 H/1 SO); 2.0 scoreless innings vs. Columbus on July 31 (0 H).

**2024:** Played the entire season with Single-A Bowling Green of the South Atlantic League...appeared in 17 games and posted a 2-0 record with a 2.35 ERA...allowed 20 hits and struck out 28 batters in 23.0 innings pitched. **2023:** Played the entire season with Single-A Bowling Green of the South Atlantic League...appeared in 22 games (all starts) and posted a 6-6 record with a 5.21 ERA...allowed 86 hits and struck out 90 batters in 95.0 innings pitched. **2022:** Played the entire season with Single-A Charleston of the Carolina League...appeared in 25 games (all starts) and posted a 4-5 record with a 4.00 ERA...allowed 97 hits and struck out 101 batters in 101.1 innings pitched...established career highs in starts, strikeouts and innings pitched. **2021:** Appeared in four games (started three) with Florida Complex League Rays and posted a 1-0 record with a 6.0 ERA...allowed 15 hits and struck out 12 batters in 10.1 innings pitched. **2020:** Did not play. **2019:** Began his professional career with rookie level Gulf Coast League Rays and appeared in nine games (started eight) and posted a 1-3 record with a 5.82 ERA...allowed 19 hits and struck out 16 batters in 17.0 innings pitched. **PERSONAL:** Jamey Russell Goss...graduated from Cypress Ranch High School in Cypress, Texas.

## JJ GOSS' CAREER STATS

YEAR	TEAM	W-L	ERA	G	GS	CG	SHO	SV	IP	H	R	ER	HR	HB	BB	SO
2019	GCL Rays	1-3	5.82	9	8	0	0	0	17.0	19	11	11	1	1	2	16
2020				DNP												
2021	FCL Rays	1-0	6.10	4	3	0	0	0	10.1	15	7	7	0	0	0	12
2022	Charleston	4-5	4.00	25	25	0	0	0	101.1	97	48	45	7	5	21	101
2023	Bowling Green	6-6	5.21	22	22	0	0	0	95.0	86	63	55	16	3	49	90
2024	Bowling Green	2-0	2.35	17	0	0	0	3	23.0	20	8	6	0	1	10	28
2025	Montgomery	4-3	3.38	33	0	0	0	11	40.0	29	16	15	1	3	12	31
Minor League Totals - 6 yrs.		18-17	4.36	110	58	0	0	14	286.2	266	153	139	25	13	94	278

## JOSHUA KURODA-GRAUER

### Infielder

**Born:** January 31, 2003 in New Brunswick, New Jersey

**Opening Day Age:** 23

**Ht:** 6-0 **Wt:** 190 **B/T:** R/R

**Residence:** Somerset, New Jersey

**Obtained:** Selected in the third round by the Athletics of the 2024 First-Year Player Draft



**CAREER SUMMARY:** Played professionally for two seasons in the Athletics organization...appeared in 149 career minor league games and has batted .301 (182-for-605) with 32 doubles, one triple, two home runs, 55 RBI and 32 stolen bases in 40 attempts...ranked by *Baseball America* as the No. 15 prospect (top 30) in the Athletics system entering the 2025 season...ranked by *Baseball America* as the No. 8 prospect in the Athletics system entering the 2026 season...ranked by 2026 *Baseball America's* Best Tools (A's System): Best Hitter...non-roster invitee to 2026 Spring Training.

**2025:** Played in a combined 121 games between Single-A Lansing of the Midwest League and Double-A Midland of the Texas League and batted .296 (147-for-497) with 33 extra-base hits (30 doubles, one triple, two home runs), 47 RBI and 27 stolen bases in 33 attempts...began the season with Lansing and appeared in 80 games and batted .293 (98-for-334) with 21 doubles, one triple, 26 RBI and 26 stolen bases in 32 attempts...compiled 29 multiple-hit games (22 two-hit games; 4 three-hit games; 3 four-hit games)...hit safely in a season-high nine straight games (June 19-29) and batted .415 (17-for-41)...in May, batted .284 (31-for-109) with 11 2B, 9 RBI in 26 games; in June, batted .321 (34-for-106) with 3 2B, 9 RBI in 24 games; in July, batted .278 (22-for-79) with 5 2B, 4 RBI in 20 games. **Lansing Top Performances:** 4-for-4, 2B vs. Dayton (June 25); 4-for-5, 2 2B vs. West Michigan (July 19); 4-for-5, SB vs. Lake County (July 25); 3-for-5, SB vs. Beloit (May 30); 2-for-5, 2B vs. Dayton (June 6); 3-for-5 vs. West Michigan (June 14); 3-for-4, 2 SB vs. Lake County (July 23); 2-for-3, 3 BB, SB vs. Beloit (May 31); 2-for-5, 2B, 2 SB, 2 RBI vs. Fort Wayne (April 24)...joined Midland on July 29 and appeared in 41 games and batted .301 (49-for-163) with nine doubles, two home runs and 21 RBI...in August, batted .263 (26-for-99) with 3 2B, 11 RBI in 26 games; in September, batted .365 (19-for-52) with 5 2B, 2 HR, 10 RBI in 12 games. **Midland Top Performances:** 3-for-4 vs. Wichita (August 19); 3-for-4, SB, RBI vs. Wichita (August 23); 3-for-5, RBI vs. Springfield (August 30); 3-for-5, 2B vs. Frisco (September 5); 3-for-6, RBI vs. Amarillo (September 11); 3-for-5, 2B, HR, 4 RBI vs. Amarillo (September 12); 2-for-3, 2B, 2 BB vs. Tulsa (July 29); 2-for-5, HR, 2 RBI vs. Amarillo (September 9)...appeared in five playoff games and batted .273 (6-for-22) with a double, triple, two walks. **2024:** Began his professional career and played in a combined 28 games between Single-A Stockton of the California League, Single-A Lansing of the Midwest League and Triple-A Las Vegas of the Pacific Coast League and batted .324 (35-for-108) with two doubles, 8 RBI and five stolen bases...appeared in 12 games for Stockton and batted .389 (21-for-54) with 4 RBI and four stolen bases...was 4-for-5, walk vs. San Jose (August 17)...joined Lansing and appeared in 12 games and batted .286 (12-for-42) with two doubles and 3 RBI...made his Triple-A debut with the Aviators and appeared in four games (September 19-22) and batted .167 (2-for-12) with one RBI...recorded his first Triple-A hit vs. El Paso (1-for-4) on September 19.

**COLLEGE:** Attended Rutgers University in Brunswick, N.J., of the Big 10 Conference for two seasons (2023-24)...appeared in 109 career games and batted .362 (163-for-450) with 34 doubles, six triples, 11 home runs, 77 RBI and 37 stolen bases in 42 attempts...as a sophomore (2023), appeared in 56 games and batted .298 (68-for-228) with 15 doubles, five triples, six home runs, 32 RBI and 13 stolen bases...as a junior (2024), appeared in 53 games and batted .428 (95-for-222) with 19 doubles, one triple, five home runs, 45 RBI and 24 stolen bases in 27 attempts...named 2024 Big Ten Player of the Year and ranked second in Division I batting average.

**PERSONAL:** Joshua Kuroda-Grauer...graduated from Franklin High School in Somerset, New Jersey.

## JOSHUA KURODA-GRAUER'S CAREER STATS

YEAR	TEAM	AVG	G	AB	R	H	2B	3B	HR	RBI	SH	SF	HP	BB	SO	SB	CS	E
2024	Stockton	.389	12	54	13	21	0	0	0	4	0	0	2	7	5	4	1	0
	Lansing	.286	12	42	4	12	2	0	0	3	0	0	3	5	3	1	1	3
	Las Vegas	.167	4	12	1	2	0	0	0	1	0	0	1	0	1	0	0	0
2025	Lansing	.293	80	334	38	98	21	1	0	26	1	0	5	26	37	26	6	12
	Midland	.301	41	163	25	49	9	0	2	21	0	1	5	14	12	1	0	3
Minor League Totals - 2 yrs.		.301	149	605	81	182	32	1	2	55	1	1	16	52	58	32	8	18

# PLAYER PROFILES



## GEOFF HARTLIEB

### Pitcher


**Born:** December 9, 1993 in Highland, Illinois

**Opening Day Age:** 32

**Ht:** 6-5 **Wt:** 250 **B/T:** R/R

**Residence:** Troy, Illinois

**Obtained:** Signed as a minor league free agent on November 19, 2025



**CAREER SUMMARY:** Played professionally for 10 seasons in the Pittsburgh, New York Mets, Boston, Miami, Colorado, Detroit, Kansas City and New York Yankees organizations...played in parts on six Major League seasons with Pittsburgh (2019-21), New York Mets (2021), Miami (2023), Colorado (2024), New York Yankees (2025) and Detroit (2025)...made his Major League debut with Pittsburgh vs. San Diego on May 18, 2019...recorded his first Major League victory vs. Milwaukee on July 28, 2020...appeared in 68 career Major League games and has posted a 1-1 record with a 7.95 ERA...allowed 101 hits and struck out 81 batters in 82.2 innings pitched...originally signed as a minor league free agent with Pittsburgh on June 17, 2016...appeared in 304 career minor league games (started four) and has posted a 35-28 record with 36 saves in 58 opportunities and a 3.85 ERA...allowed 401 hits and struck out 453 batters in 427.2 innings pitched...was originally selected by New York Mets in the 37th round of the 2015 First-Year Player Draft but did not sign...non-roster invitee to 2025 Spring Training with the New York Yankees...non-roster invitee to 2026 Spring Training.

**2025:** Played in a combined 37 games (started one) between Triple-A Scranton/Wilkes Barre, Toledo and Omaha of the International League and posted a 4-3 record with four saves and a 4.39 ERA...allowed 56 hits and struck out 62 batters in 53.1 innings pitched...appeared in 24 games for Scranton/Wilkes Barre and posted a 3-2 record with two saves and a 3.34 ERA...allowed 35 hits and struck out 38 batters in 35.0 innings pitched...DFA by Yankees on July 9 and signed as a minor league free agent by Detroit on July 12...appeared in six games (started one) for Toledo (July 13, 20, 31 & August 7-16) and posted a 1-0 record with two saves and a 4.35 ERA (10.1 IP/7 H/14 SO)...released by Detroit on August 19 and then signed as a minor league free agent by Kansas City on August 27...appeared in seven games for Omaha and posted a 0-1 record with a 9.00 ERA (8.0 IP/14 H/10 SO).

**2025 MLB:** Appeared in two games for the Yankees on July 1 and 8 (no record/40.50 ERA/1.1 IP/5 H/4 SO)...also, appeared in two games for Detroit on July 24-25 (no record/9.00 ERA/2.0 IP/3 H/1 SO).

**MLB Career Summary:** Played in parts on six Major League seasons with Pittsburgh (2019-21), New York Mets (2021), Miami (2023), Colorado (2024), New York Yankees (2025) and Detroit (2025)...appeared in 68 career Major League games and has posted a 1-1 record with a 7.95 ERA...allowed 101 hits and struck out 81 batters in 82.2 innings pitched. **2019:** Made his Major League debut with Pittsburgh and appeared in 29 games and posted a 0-1 record with a 9.00 ERA...allowed 52 hits and struck out 38 batters in 35.0 innings pitched. **2020:** Appeared in 21 games for Pittsburgh and posted a 1-0 record with a 3.63 ERA...allowed 16 hits and struck out 19 batters in 22.1 innings pitched. **2021:** Appeared in four games for Pittsburgh (0-0 record/7.71 ERA/4.2 IP/3 H/4 SO)...also, appeared in three games for New York Mets (no record/14.54 ERA/4.1 IP/7 H/5 SO). **2023:** Appeared in two games for Miami (no record/2.25 ERA/4.0 IP/2 H/3 SO). **2024:** Appeared in five games with Colorado (no record/9.00 ERA/9.0 IP/13 H/7 SO).

**COLLEGE:** Attended Quincy University (Illinois) and played basketball...transferred and played baseball for three seasons (2014-16) at Lindenwood University of the Mid-America Intercollegiate Athletic Association...appeared in 40 career games (started 22) and posted a 5-15 record with two saves and a 6.68 ERA...allowed 185 hits and struck out 106 batters in 152.1 innings pitched...as a freshman (2014), appeared in 15 games (started six) and posted a 1-5 record with two saves and a 5.93 ERA...allowed 54 hits and struck out 18 batters in 44.0 innings pitched...as a sophomore (2015), appeared in 12 games (started five) and posted a 2-3 record with a 6.02 ERA...allowed 53 hits and struck out 39 batters in 43.1 innings pitched...as a junior (2016), appeared in 13 games (started 11) and posted a 2-7 record with a 7.62 ERA...allowed 78 hits and struck out 49 batters in 65.0 innings pitched.

**PERSONAL:** Geoffery Thomas Hartlieb...twitter address is @itsgeoffnotjeff...graduated from Highland High School (Illinois)...earned All-State honors in basketball his junior and senior year...earned All-Area honors in baseball during his junior and senior seasons.

## GEOFF HARTLIEB'S CAREER STATS

YEAR TEAM	W-L	ERA	G	GS	CG	SHO	SV	IP	H	R	ER	HR	HB	BB	SO
2016 Bristol	4-1	4.44	16	0	0	0	1	26.1	26	22	13	3	4	9	28
2017 West Virginia	1-2	0.83	20	0	0	0	6	32.2	22	7	3	1	1	6	26
Bradenton	1-4	3.48	19	0	0	0	3	31.0	29	15	12	3	1	9	36
2018 Altoona	8-2	3.24	47	0	0	0	10	58.1	56	29	21	3	3	24	56
2019 Indianapolis	4-1	2.50	26	0	0	0	3	39.2	31	11	11	0	0	15	50
PITTSBURGH	0-1	9.00	29	0	0	0	0	35.0	52	35	35	8	0	18	38
2020 PITTSBURGH	1-0	3.63	21	0	0	0	0	22.1	16	11	9	1	3	19	19
2021 Indianapolis	1-1	1.86	9	0	0	0	0	9.2	5	2	2	1	0	4	13
PITTSBURGH	0-0	7.71	4	0	0	0	0	4.2	3	4	4	0	2	5	4
Syracuse	1-1	6.23	10	0	0	0	0	13.0	16	10	9	3	0	9	14
NEW YORK METS	0-0	14.54	3	0	0	0	0	4.1	7	7	7	0	1	6	5
Worcester	1-0	0.00	4	0	0	0	0	3.2	0	1	0	0	2	4	2
2022 Worcester	3-6	5.16	40	3	0	0	0	61.0	60	36	35	8	3	25	64
2023 Jacksonville	2-6	3.63	35	0	0	0	7	44.2	41	25	18	4	2	18	46
MIAMI	0-0	2.25	2	0	0	0	0	4.0	2	1	1	1	0	3	3
2024 Albuquerque	5-1	5.47	41	0	0	0	2	54.1	59	35	33	8	2	24	56
COLORADO	0-0	9.00	5	0	0	0	0	9.0	13	10	9	1	0	4	7
2025 Scranton/WB	3-2	3.34	24	0	0	0	2	35.0	35	16	13	2	1	10	38
Toledo	1-0	4.35	6	1	0	0	2	10.1	7	5	5	2	0	3	14
Omaha	0-1	9.00	7	0	0	0	0	8.0	14	8	8	0	0	4	10
N.Y. YANKEES	0-0	40.50	2	0	0	0	0	1.1	5	6	6	1	0	4	4
DETROIT	0-0	9.00	2	0	0	0	0	2.0	3	2	2	1	0	2	1
<b>Major League Totals-6yrs.</b>	<b>1-1</b>	<b>7.95</b>	<b>68</b>	<b>0</b>	<b>0</b>	<b>0</b>	<b>0</b>	<b>82.2</b>	<b>101</b>	<b>76</b>	<b>73</b>	<b>13</b>	<b>6</b>	<b>61</b>	<b>81</b>
Minor League Totals - 9 yrs.	35-28	3.85	304	4	0	0	36	427.2	401	222	183	38	19	164	453



# PLAYER PROFILES

## NICK HERNANDEZ

### Pitcher

**Born:** December 30, 1994 in Missouri City, Texas

**Opening Day Age:** 31

**Ht:** 6-1 **Wt:** 212 **B/T:** R/R

**Residence:** Missouri City, Texas

**Obtained:** Signed as a minor league free agent on December 20, 2025



**CAREER SUMMARY:** Played professionally for eight seasons in the Houston and San Diego organizations...played in parts of three Major League seasons with San Diego (2023) and Houston (2024-25)...made his Major League debut with San Diego vs. Los Angeles Dodgers on September 12, 2023...appeared in 17 career Major League games and has posted a 7.06 ERA (no record)...allowed 25 hits and struck out 26 batters in 21.2 innings pitched...originally selected by Houston in the eighth round of June 2016 First-Year Players Draft...appeared in 300 career minor league games (started one) and has posted a 26-25 record with 41 saves in 54 opportunities and a 2.91 ERA...allowed 263 hits and struck out 506 batters in 396.0 innings pitched...named a 2021 MiLB.com Organizational All-Star...signed by San Diego as a minor league free agent on January 27, 2023...acquired by Houston from San Diego in exchange for cash considerations on June 4, 2004...member of the 2024 Triple-A Sugar Land team that captured both the Pacific Coast League and Triple-A National Championships...non-roster invitee to 2026 Spring Training.

**2025:** Appeared 10 games for Houston and posted a 5.06 ERA (no record)...allowed 12 hits and struck out 11 batters in 10.2 innings pitched...pitched 1.0 scoreless inning seven times (June 21 vs. L.A. Angels; August 2 & 3 vs. Boston; September 12 vs. Atlanta; September 19 & 21 vs. Seattle; September 24 vs. Athletics)...appeared in 46 games for Triple-A Sugar Land of the Pacific Coast League and posted a 4-5 record with 11 saves in 13 opportunities and a 2.12 ERA...allowed 25 hits and struck out 63 batters in 46.2 innings pitched...in April, posted a 0-1 record one save with a 0.00 ERA (8.0 IP/3 H/1 unearned run/9 SO) in eight games; in May, posted a 2-0 record with one save and a 1.88 ERA (14.1 IP/9 H/22 SO) in 12 games; in June, posted a 1-1 record with a 3.52 ERA (7.2 IP/4 H/9 SO) in eight games; in July, posted a 1-0 record with one save and a 0.00 ERA (5.0 IP/1 H/6 SO) in four games; in August, posted a 0-3 record with five saves and a 3.86 ERA (7.0 IP/5 H/11 SO). **Sugar Land Top Performances:** 2.0 scoreless innings vs. Round Rock on May 1 (1 H/5 SO); defeated Sacramento on June 4 (1.0 IP/0 H/0 R/3 SO); defeated Oklahoma City on July 11 (2.0 IP/0 H/0 R/3 SO); save vs. Salt Lake on August 17 (1.0 IP/0 H/0 R/3 SO).

**2024:** Began the season with Triple-A El Paso of the Pacific Coast League and appeared in 17 games with a 1.90 ERA (no record)...allowed 19 hits and struck out 34 batters in 23.2 innings pitched...joined the Houston organization after the trade on June 4...appeared in 26 games for Triple-A Sugar Land and posted a 5-4 record with a 2.83 ERA...allowed 18 hits and struck out 36 batters in 28.2 innings pitched...helped lead the Space Cowboys to the PCL and Triple-A championships...pitched a scoreless inning (0 H/1 SO) and recorded the victory in the Triple-A National Championship Game vs. Omaha at Las Vegas Ballpark on September 28...also, recorded the final three outs in the Game 1 victory vs. Reno in the LCS, marking the first-ever postseason win in Space Cowboys history...also, appeared in five games for Houston (June 5-21; September 6 & 8) and posted a 7.88 ERA (0-0/8.0 IP/10 H/10 SO)...pitched 3.2 innings (3 H/1 R/5 SO) vs. Detroit on June 15. **2023:** Made his Major League debut with San Diego vs. Los Angeles Dodgers on September 12, 2023 (2.0 IP/1 H/2 R/3 SO)...appeared in two games with San Diego on September 12 and 18 (0-0/12.00 ERA/3.0 IP/3 H/4 R/5 SO)...appeared in a combined 47 games with Double-A San Antonio of the Texas League and Triple-A El Paso of the Pacific Coast League and posted a 5-1 record with seven games and a 3.84 ERA...allowed 48 hits and struck out 82 batters in 61.0 innings pitched...appeared in 24 games for San Antonio and posted a 3-1 record with six saves and a 3.18 ERA...allowed 22 hits and struck out 43 batters in 28.1 innings pitched...also, appeared in 23 games for El Paso and posted a 2-0 record with one save and a 4.41 ERA...allowed 26 hits and struck out 39 batters in 32.2 innings pitched. **2022:** Played in a combined 51 games (led Astros minor leaguers) between Double-A Corpus Christi of the Texas League and Triple-A Sugar Land of the Pacific Coast League and posted 5-5 record and a 3.66 ERA...allowed 38 hits and struck out 85 batters in 64.0 innings pitched...established career highs in innings pitched and strike outs...appeared in three games with Corpus Christi (0-0/0.00 ERA/4.1 IP/0 H/9 SO)...appeared in 48 games with Sugar Land and posted a 5-5 record with a 3.92 ERA...allowed 38 hits and struck out 77 batters in 59.2 innings pitched. **2021:** Played in a combined 33 games between Double-A Corpus Christi of the Texas League and Triple-A Sugar Land of the Pacific Coast League and posted a 3-1 record with six saves and a 1.61 ERA...allowed 28 hits and struck out 69 batters in 56.0 innings pitched...appeared in 32 games for Corpus Christi (started one) and posted a 3-1 record with six saves and a 1.67 ERA...allowed 28 hits and struck out 68 batters in 54.0 innings pitched...appeared in one game with Sugar Land (2.0 IP/0 H/0 R/1 SO)...lowest ERA among Astros minor leaguers. **2020:** Did not play. **2019:** Played in a combined 23 games between Single-A Fayetteville of the Carolina League and Double-A Corpus Christi of the Texas League and posted a 2-4 record with one save and a 4.02 ERA...allowed 25 hits and struck out 37 batters 31.1 innings pitched...appeared in five games with Fayetteville (0-1/5.87 ERA/7.2 IP/6 H/12 SO)...also, appeared in 18 games with Corpus Christi and posted a 2-3 record with one save and a 3.42 ERA...allowed 19 hits and struck out 25 batters in 23.2 innings pitched. **2018:** Did not play due to Tommy John surgery. **2017:** Played in a combined 38 games between Single-A Buies Creek of the Carolina League and Double-A Corpus Christi of the Texas League and posted a 1-3 record with 10 saves in 11 opportunities and a 3.38 ERA...allowed 35 hits and struck out 70 batters in 58.2 innings pitched...appeared in 24 games with Buies Creek and posted a 0-1 record with nine saves and a 1.59 ERA...allowed 18 hits and struck out 48 batters in 34.0 innings pitched...named Carolina League Mid-Season All-Star...also, appeared in 14 games with Corpus Christi and posted a 1-2 record with one save and a 5.84 ERA...allowed 17 hits and struck out 22 batters in 24.2 innings pitched. **2016:** Began his professional career and appeared in a combined 19 games between Single-A Tri City of the New York-Penn League and Single-A Quad Cities of the Midwest League and posted a 1-2 record with six saves and a 1.73 ERA...allowed 27 hits and struck out 30 batters in 26.0 innings pitched. **COLLEGE:** Attended Alvin Community College in Alvin, Texas for two seasons (2014-15)...appeared in 20 career games (started seven) with Alvin CC and posted a 12-2 record with one save and a 2.43 ERA...allowed 93 hits and struck out 110 batters in 118.1 innings pitched...as a freshman (2014), appeared in eight games (started four) and posted a 4-0 record with a 1.12 ERA...allowed 38 hits and struck out 36 batters in 48.1 innings pitched...as a sophomore (2015), appeared in 12 games (started three) and posted a 8-2 record with a 3.34 ERA...allowed 55 hits and struck out 74 batters in 70.0 innings pitched...transferred to University of Houston of the American Athletic Conference for one season (2016)...as a junior, appeared in 29 games and posted a 3-0 record with 11 saves and a 1.40 ERA...allowed 27 hits and struck out 66 batters in 51.1 innings pitched...named to AAC First Team.

**PERSONAL:** Nicholas Cody Hernandez...graduated from Dulles High School in Sugar Land, Texas...helped lead his team to a District Championship in 2012 and were a State Runner-Up in 2013...as a senior (2013), named District MVP as a pitcher and third baseman.

## NICK HERNANDEZ'S CAREER STATS

YEAR	TEAM	W-L	ERA	G	GS	CG	SHO	SV	IP	H	R	ER	HR	HB	BB	SO
2016	Tri-City	1-1	1.86	15	0	0	0	6	19.1	17	5	4	2	0	5	23
	Quad Cities	0-1	1.35	4	0	0	0	0	6.2	10	3	1	0	0	4	7
2017	Buies Creek	0-1	1.59	24	0	0	0	9	34.0	18	6	6	1	2	11	48
	Corpus Christi	1-2	5.84	14	0	0	0	1	24.2	17	20	16	7	3	15	22
2018				DNP - INJ												
	Fayetteville	0-1	5.87	5	0	0	0	0	7.2	6	6	5	0	0	4	12
2019	Corpus Christi	2-3	3.42	18	0	0	0	1	23.2	19	11	9	2	4	13	25
				DNP												
2020	Corpus Christi	3-1	1.67	32	1	0	0	6	54.0	28	15	10	5	3	28	68
	Sugar Land	0-0	0.00	1	0	0	0	0	2.0	0	0	0	0	0	3	1
2022	Corpus Christi	0-0	0.00	3	0	0	0	0	4.1	0	0	0	0	0	1	8
	Sugar Land	5-5	3.92	48	0	0	0	0	59.2	38	32	26	8	3	30	77
2023	San Antonio	3-1	3.18	24	0	0	0	6	28.1	22	10	10	1	0	8	43
	El Paso	2-0	4.41	23	0	0	0	1	32.2	26	18	16	3	2	13	39
2024	SAN DIEGO	0-0	12.00	2	0	0	0	0	3.0	3	4	4	1	2	4	5
	El Paso	0-0	1.90	17	0	0	0	0	23.2	19	6	5	1	3	9	34
2025	Sugar Land	5-4	2.83	26	0	0	0	0	28.2	18	10	9	2	1	14	36
	HOUSTON	0-0	7.88	5	0	0	0	0	8.0	10	7	7	4	0	1	10
2025	Sugar Land	4-5	2.12	46	0	0	0	11	46.2	25	13	11	5	2	22	63
	HOUSTON	0-0	5.06	10	0	0	0	0	10.2	12	6	6	3	0	8	11
<b>Major League Totals-3yrs.</b>		<b>0-0</b>	<b>7.06</b>	<b>17</b>	<b>0</b>	<b>0</b>	<b>0</b>	<b>0</b>	<b>21.2</b>	<b>25</b>	<b>17</b>	<b>17</b>	<b>8</b>	<b>2</b>	<b>13</b>	<b>26</b>
<b>Minor League Totals - 8 yrs.</b>		<b>26-25</b>	<b>2.91</b>	<b>300</b>	<b>1</b>	<b>0</b>	<b>0</b>	<b>41</b>	<b>396.0</b>	<b>263</b>	<b>155</b>	<b>128</b>	<b>37</b>	<b>23</b>	<b>180</b>	<b>506</b>

# PLAYER PROFILES



## GUNNAR HOGLUND

### Pitcher

**Born:** December 17, 1999 in Dunedin, Florida

**Opening Day Age:** 26

**Ht:** 6-4 **Wt:** 235 **B/T:** L/R

**Residence:** Dunedin, Florida

**Obtained:** Acquired from Toronto with Kevin Smith, Zach Logue and Kirby Snead for Matt Chapman on March 16, 2022



**CAREER SUMMARY:** Played professionally for four seasons in the Toronto and Athletics organizations...made his Major debut for the Athletics vs. Miami on May 2...defeated the Marlins with 6.0 solid innings (6 H/1 R/0 BB/7 SO)...appeared in six career Major League games (all starts) and has posted a 1-3 record with a 6.40 ERA...allowed 38 hits and struck out 23 batters in 32.1 innings pitched...originally drafted by Toronto in the first round (19th overall) of the 2021 First-Year Player Draft...also, selected by Pittsburgh in the first round (36th overall) of June 2018 First-Year Player Draft but did not sign...acquired by the Athletics from Toronto with Kevin Smith, Zach Logue and Kirby Snead for Matt Chapman on March 16, 2022...appeared in 49 career minor league games (started 48) and has posted a 12-15 record with a 3.89 ERA...allowed 201 hits and struck out 203 batters in 229.1 innings pitched...ranked by *Baseball America* as the No. 16 prospect (top 30) in the Athletics system entering the 2025 season...added to the Athletics 40-man roster on November 19, 2024...ranked by *Baseball America* as the No. 14 prospect (top 30) in the Athletics system entering the 2026 season.

**2025:** Began the season with Triple-A Las Vegas and appeared in six games (all starts) and posted a 1-2 record with a 2.43 ERA...allowed 24 hits and struck out 30 batters in 29.2 innings pitched. **Aviators Top performances:** lost to Sacramento on April 5 (6.0 IP/4 H/2 R/1 BB/5 SO); no decision vs. El Paso on April 11 (5.2 IP/5 H/2 R/0 BB/5 SO); lost to Sugar Land on April 17 (5.0 IP/7 H/3 R/0 BB/7 SO); no decision vs. Round Rock on April 22 (4.0 shutout innings/1 H/2 BB/5 SO); defeated Round Rock on April 27 (5.0 shutout innings/3 H/1 BB/5 SO)...promoted to the Athletics and made his Major debut for vs. Miami on May 2...defeated the Marlins with 6.0 solid innings (6 H/1 R/0 BB/7 SO)...appeared in six games (all starts) and posted a 1-3 record with a 6.40 ERA...allowed 38 hits and struck out 23 batters in 32.1 innings pitched. **Athletics Top performances:** no decision vs. Seattle on May 7 (5.1 IP/5 H/2 R/1 BB/3 SO); lost to Los Angeles Dodgers on May 14 (5.1 IP/7 H/4 R/3 BB/5 SO); no decision vs. Philadelphia on May 25 (5.0 IP/4 H/3 R/3 BB/2 SO)...made his final start against Toronto on May 31...then missed the rest of the season after undergoing successful right hip labral surgery.

**2024:** Played in a combined 24 games (started 23) between Double-A Midland of the Texas League and Triple-A Las Vegas of the Pacific Coast and posted a 9-7 record with a 3.44 ERA...allowed 103 hits and struck out 119 batters in 130.2 innings pitched...established career highs in games, starts, victories, innings pitched and strikeouts...began the season with Midland and appeared in 19 games (started 18) and posted a 9-4 record with a 2.84 ERA...allowed 78 hits and struck out 97 batters in 104.2 innings pitched...pitched 6.0 or more innings in seven starts...in May, posted a 4-1 record with a 3.18 ERA in five games (28.1 IP/22 H/21 SO); in June, posted a 2-2 record with a 1.82 ERA in five games (29.2 IP/22 H/33 SO); in July, posted a 1-0 record with a 1.80 ERA in four games (20.0 IP/10 H/18 SO). **Midland Top performances:** lost vs. Northwest Arkansas on April 17 (6.0 IP/4 H/3 R/2 BB/4 SO); no decision vs. Corpus Christi vs. April 28 (6.0 IP/6 H/3 R/1 BB/7 SO); defeated Amarillo on May 4 (season-high 7.0 shutout innings/2 H/1 BB/8 SO); defeated Frisco on May 23 (GM#2-DH, 5.0 shutout innings/1 H/1 BB/4 SO); defeated Corpus Christi on May 28 (5.1 shutout innings/4 H/2 BB/1 SO); lost to San Antonio on June 8 (7.0 IP/5 H/3 R/2 BB/season-high 9 SO); no decision vs. Wichita on June 15 (7.0 IP/6 H/3 R/1 BB/6 SO); defeated Frisco on June 21 (5.2 shutout innings/3 H/3 BB/8 SO); defeated San Antonio on June 27 (6.0 IP/4 H/1 R/2 BB/8 SO); defeated Arkansas on July 9 (5.0 shutout innings/2 H/1 BB/4 SO); no decision vs. San Antonio on July 25 (6.0 shutout innings/2 H/0 BB/5 SO)...joined the Aviators and made his Triple-A debut on August 1... appeared in five games (all starts) and posted a 0-3 record with a 5.88 ERA...allowed 25 hits and struck out 22 batters in 26.0 innings pitched. **Aviators Top performances:** no decision vs. Albuquerque on August 1 (6.0 IP/5 H/3 R/1 BB/7 SO); lost to Salt Lake on August 8 (5.0 IP/4 H/3 R/2 BB/2 SO); no decision vs. Reno on August 20 (5.0 shutout innings/3 H/2 BB/4 SO). **2023:** Played in a combined 16 games (all starts) between Single-A Stockton of the California League, Single-A Lansing of the Midwest League and Double-A Midland of the Texas League and posted a 2-5 record with a 6.05 ERA... allowed 67 hits and struck out 46 batters in 61.0 innings pitched...began the season with Stockton... appeared in 12 games and posted a 1-5 record with a 7.48 ERA...allowed 56 hits and struck out 27 batters in 43.1 innings pitched...joined Lansing on August 26...appeared in three games and posted a 1-0 record with a 1.42 ERA...allowed five hits and struck out 14 batters in 12.2 innings pitched...defeated Dayton on August 26 (5.0 IP/0 H/0 R/0 BB/7 SO)...made one start for Midland vs. Wichita on September 16 (5.0 IP/6 H/3 R/0 BB/5 SO). **2022:** Played in a combined three games between rookie-level ACL A's and Single-A Stockton of the California League and posted a 0-1 record with a 0.00 ERA...allowed seven hits and struck out eight batters in 8.0 innings pitched...appeared in two games with ACL A's (0-1/5.0 IP/4 H/7 SO) and one game with Stockton (3.0 IP/3 H/1 SO). **2021:** Did not play due to injury with rookie-level Florida Coast League Blue Jays.

**COLLEGE:** Attended University of Mississippi (Oxford, Miss.) of the Southeastern Conference for three seasons (2019-21)...appeared in 32 career games (started 31) and posted a 10-5 record with a 3.68 ERA...allowed 135 hits and struck out 186 batters in 154.0 innings pitched...as a freshman (2019), appeared in 17 games (started 16) and posted a 3-3 record with a 5.29 ERA...allowed 77 hits and struck out 53 batters in 68.0 innings pitched...as a sophomore (2020), appeared in four games (all starts) and posted a 3-0 record with a 1.16 ERA...allowed 18 hits and struck out 37 batters in 23.1 innings pitched...as a junior (2021), appeared in 11 games (all starts) and posted a 4-2 record with a 2.87 ERA... allowed 40 hits and struck out 96 batters in 62.2 innings pitched...the 96 strikeouts ranked fifth nationally.

**PERSONAL:** Gunnar Thomas Hoglund...pronounced Hoe glund...X address is @GunnarHoglund...graduated from Fivay High School in Hudson, Florida.

## GUNNAR HOGLUND'S CAREER STATS

YEAR	TEAM	W-L	ERA	G	GS	CG	SHO	SV	IP	H	R	ER	HR	HB	BB	SO
2021			DNP - INJ													
2022	ACL A's	0-1	0.00	2	2	0	0	0	5.0	4	1	0	0	0	0	7
	Stockton	0-0	0.00	1	1	0	0	0	3.0	3	1	0	0	0	1	1
2023	Stockton	1-5	7.48	12	12	0	0	0	43.1	56	37	36	9	1	10	27
	Lansing	1-0	1.42	3	3	0	0	0	12.2	5	2	2	0	2	2	14
	Midland	0-0	5.40	1	1	0	0	0	5.0	6	3	3	0	0	0	5
2024	Midland	9-4	2.84	19	18	1	1	0	104.2	78	35	33	12	7	27	97
	Las Vegas	0-3	5.88	5	5	0	0	0	26.0	25	17	17	5	1	10	22
	Las Vegas	1-2	2.43	6	6	0	0	0	29.2	24	9	8	3	2	7	30
2025	ATHLETICS	1-3	6.40	6	6	0	0	0	32.1	38	23	23	10	0	11	23
<b>Major League Totals - 1 yr.</b>		<b>1-3</b>	<b>6.40</b>	<b>6</b>	<b>6</b>	<b>0</b>	<b>0</b>	<b>0</b>	<b>32.1</b>	<b>38</b>	<b>23</b>	<b>23</b>	<b>10</b>	<b>0</b>	<b>11</b>	<b>23</b>
<b>Minor League Totals - 4 yrs.</b>		<b>12-15</b>	<b>3.89</b>	<b>49</b>	<b>48</b>	<b>1</b>	<b>1</b>	<b>0</b>	<b>229.1</b>	<b>201</b>	<b>105</b>	<b>99</b>	<b>29</b>	<b>13</b>	<b>57</b>	<b>203</b>



# PLAYER PROFILES

## JOEL KUHNEL

### Pitcher

**Born:** February 19, 1995 in Goldsboro, North Carolina

**Opening Day Age:** 31

**Ht:** 6-4 **Wt:** 295 **B/T:** R/R

**Residence:** Godley, Texas

**Obtained:** Signed as a minor league free agent on December 16, 2025



**CAREER SUMMARY:** Played professionally for 10 seasons in the Cincinnati, Houston, Tampa Bay, Milwaukee, Toronto, Philadelphia and New York Yankee organizations...played in parts of five Major League seasons with Cincinnati (2019-2020, 2022-23), Houston (2023-24) and Tampa Bay (2024)...made his Major League debut with Cincinnati vs. St. Louis on August 16, 2019 and struck out Yadier Molina (first batter he faced)...recorded his first Major League victory with Cincinnati vs. New York Mets on September 21, 2019...recorded his first ML save vs. Arizona on June 14, 2022...appeared in 82 career Major League games and has posted a 4-3 record with one save and a 5.86 ERA...allowed 103 hits and struck out 76 batters in 93.2 innings pitched...originally selected by Cincinnati in the 11th round of June 2016 First-Year Player Draft...appeared in 292 career minor league games (started three) and has posted a 21-20 record with 58 saves in 80 opportunities and a 3.58 ERA...allowed 380 hits and has struck out 310 batters in 359.2 innings pitched...led the 2017 Midwest League in appearances (48) with Single-A Dayton...led the 2018 Florida State League in saves (17) with Single-A Daytona...non-roster invitee to 2026 Spring Training.

**Transactions:** Traded to Houston for cash considerations on June 17, 2023...traded to Toronto Blue Jays for cash considerations on May 4, 2024...signed by Milwaukee as a minor league free agent on June 9, 2024...claimed off waivers by Tampa Bay on July 23, 2024...signed by Philadelphia as a minor league free agent on December 21, 2024...signed by New York Yankees as a minor league free agent on July 4, 2025.

**2025:** Played in a combined 50 games (started two) between Triple-A Lehigh Valley and Triple-A Scranton/Wilkes-Barre of the International League and posted a 4-2 record with seven saves in 10 opportunities and a 3.53 ERA...allowed 64 hits and struck out 56 batters in 63.2 innings pitched...began the season with Lehigh Valley and appeared in 26 games and posted a 3-1 record with two saves and a 3.62 ERA...allowed 35 hits and struck out 27 batters in 32.1 innings pitched...in April, posted a 1.69 ERA with one save (no record/10.2 IP/9 H/12 SO) in 10 games; in June, posted a 2.70 ERA with one save (no record/10.0 IP/8 H/7 SO) in seven games...joined Scranton/Wilkes-Barre on July 5 and appeared in 24 games (started two) and posted a 1-1 record with five saves and a 3.45 ERA...allowed 29 hits and struck out 29 batters in 31.1 innings pitched...in July, posted a 2.89 ERA with two saves (no record/9.1 IP/13 H/11 SO) in eight games; in August, posted a 4.02 ERA with one save (no record/15.2 IP/11 H/10 SO) in 10 games; in September, posted a 1-1 record with two saves a 2.84 ERA (6.1 IP/5 H/8 SO) in six games.

**MLB Career Summary:** Played in parts of five Major League seasons with Cincinnati (2019-2020, 2022-23), Houston (2023-24) and Tampa Bay (2024)...appeared in 82 career Major League games and has posted a 4-3 record with one save and a 5.86 ERA...allowed 103 hits and struck out 76 batters in 93.2 innings pitched. **2019:** Appeared in 11 games for Cincinnati and posted a 1-0 record with a 4.66 ERA...allowed eight hits and struck out nine batters in 9.2 innings pitched...made his ML debut vs. St. Louis on August 16 and struck out Yadier Molina (first batter he faced)...recorded his first ML victory vs. New York Mets on September 21. **2020:** Appeared in three games and posted a 1.0 record with a 6.00 ERA (3.0 IP/4 H/2 R/3 SO). **2022:** Appeared in 53 games for Cincinnati and posted a 2-3 record with one save and a 6.36 ERA...allowed 67 hits and struck out 56 batters in 58.0 innings pitched...established career highs in appearances, innings pitched and strikeouts...recorded first ML save vs. Arizona on June 14. **2023:** Appeared in two games for the Reds (8.10 ERA/3.1 IP/6 H/3 R)...also, appeared in seven games for Houston from July 16-22 & September 1-16 (4.66 ERA/9.2 IP/10 H/3 SO). **2024:** Appeared in one game for Houston on April 12 (2.0 IP/4 H/4 R/1 SO)...also, appeared in five games for Tampa Bay from July 31; August 6-24 (1.13 ERA/8.0 IP/4 H/1 R/4 SO).

**COLLEGE:** Attended Central Arizona College in Coolidge, Ariz., for one season (2014)...appeared in 13 games (started three) and posted a 2-0 record with a 1.62 ERA...allowed 36 hits and struck out 36 batters in 39.0 innings pitched...transferred to University of Texas at Arlington of the Sun Belt Conference for two seasons (2015-16)...appeared in 28 career games (started 24) with the Mavericks and posted a 10-8 record with a 3.29 ERA...allowed 164 hits and struck out 96 batters in 156.0 innings pitched...as a sophomore (2015), appeared in 16 games (started 12) and posted a 4-4 record with a 3.55 ERA...allowed 88 hits and struck out 45 batters in 83.2 innings pitched...as a junior (2016), appeared in 12 games (all starts) and posted a 6-4 record with a 2.99 ERA...allowed 76 hits and struck out 51 batters in 72.1 innings pitched.

**PERSONAL:** Joel Kenneth Kuhnel...pronounced KOO-null...graduated from Sunrise Mountain High School in Peoria, Arizona.

## JOEL KUHNEL'S CAREER STATS

YEAR	TEAM	W-L	ERA	G	GS	CG	SHO	SV	IP	H	R	ER	HR	HB	BB	SO
2016	Billings	0-1	3.43	18	0	0	0	4	21.0	28	11	8	1	2	1	14
2017	Dayton	2-4	4.36	48	0	0	0	11	64.0	78	37	31	6	2	10	54
2018	Daytona	1-4	3.04	44	0	0	0	17	53.1	54	23	18	2	3	11	56
2019	Chattanooga	3-2	2.27	25	0	0	0	10	35.2	26	10	9	5	0	8	30
	Louisville	2-1	2.00	16	0	0	0	4	18.0	13	5	4	1	0	8	20
	CINCINNATI	1-0	4.66	11	0	0	0	0	9.2	8	5	5	1	0	5	9
2020	CINCINNATI	1-0	6.00	3	0	0	0	0	3.0	4	2	2	2	0	0	3
2021	ACL Reds	0-1	2.25	4	1	0	0	1	4.0	4	1	1	1	0	0	8
	Louisville	0-0	0.00	4	0	0	0	0	4.0	2	0	0	0	0	1	3
2022	Louisville	0-1	2.61	10	0	0	0	3	10.1	9	3	3	1	0	1	7
	CINCINNATI	2-3	6.36	53	0	0	0	1	58.0	67	41	41	8	5	14	56
2023	CINCINNATI	0-0	8.10	2	0	0	0	0	3.1	6	3	3	0	0	2	0
	Louisville	1-2	7.13	21	0	0	0	0	24.0	31	21	19	2	3	11	15
	Sugar Land	1-1	5.03	17	0	0	0	1	19.2	26	14	11	2	0	5	16
	HOUSTON	0-0	4.66	7	0	0	0	0	9.2	10	5	5	2	1	3	3
2024	Sugar Land	4-1	3.18	9	0	0	0	0	11.1	12	4	4	0	1	1	6
	HOUSTON	0-0	18.00	1	0	0	0	0	2.0	4	4	4	0	1	0	1
	Buffalo	1-0	1.04	6	0	0	0	0	8.2	9	1	1	0	0	4	1
	Nashville	0-0	2.45	7	0	0	0	0	7.1	6	2	2	0	0	3	10
	Durham	2-0	4.30	13	0	0	0	0	14.2	18	8	7	1	0	3	14
	TAMPA BAY	0-0	1.13	5	0	0	0	0	8.0	4	1	1	1	0	0	4
2025	Lehigh Valley	3-1	3.62	26	0	0	0	2	32.1	35	15	13	4	1	4	27
	Scranton/WB	1-1	3.45	24	2	0	0	5	31.1	29	18	12	1	1	7	29
<b>Major League Totals - 5 yrs.</b>		<b>4-3</b>	<b>5.86</b>	<b>82</b>	<b>0</b>	<b>0</b>	<b>0</b>	<b>1</b>	<b>93.2</b>	<b>103</b>	<b>61</b>	<b>61</b>	<b>14</b>	<b>7</b>	<b>24</b>	<b>76</b>
<b>Minor League Totals - 9 yrs.</b>		<b>21-20</b>	<b>3.58</b>	<b>292</b>	<b>3</b>	<b>0</b>	<b>0</b>	<b>58</b>	<b>359.2</b>	<b>380</b>	<b>173</b>	<b>143</b>	<b>27</b>	<b>13</b>	<b>78</b>	<b>310</b>

# PLAYER PROFILES



## GAGE JUMP

### Pitcher


**Born:** April 12, 2003 in Aliso Viejo, California

**Opening Day Age:** 22

**Ht:** 6-0 **Wt:** 197 **B/T:** L/L

**Residence:** Tempe, Arizona

**Obtained:** Selected in the competitive balance Round B following the second round of the 2024 First-Year Player Draft



**CAREER SUMMARY:** Played professionally for one season in the Athletics organization...appeared in 26 career minor league games (started 24) and has posted a 9-7 record with one complete game and a 3.28 ERA...allowed 90 hits and has struck out 131 batters in 112.2 innings pitched...was ranked the organization's No. 9 prospect in 2024 according to MLB Pipeline...ranked by *Baseball America* as the No. 14 prospect (top 30) in the Athletics system entering the 2025 season...ranked by *Baseball America* as the No. 3 prospect in the Athletics system entering the 2026 season...ranked by *Baseball America* as the No. 40 prospect (Top 100) entering the 2026 season...ranked as the No. 57 top prospect in MLB Pipeline's Top 100 Prospect List entering the 2026 season...non-roster invitee to 2026 Spring Training.

**2025:** Made his professional debut and played in a combined 26 games (started 24) between Single-A Lansing of the Midwest League and Double-A Midland of the Texas League and posted a 9-7 record with one complete game and a 3.28 ERA...allowed 90 hits and has struck out 131 batters in 112.2 innings pitched...began the season with Lansing and appeared in six games (started five) and posted a 4-1 record with one complete game and a 2.32 ERA...allowed 21 hits and struck out 45 batters in 31.0 innings pitched...in April, posted a 2-1 record with a 3.50 ERA (18.0 IP/16 H/30 SO) in four games (started three)...named Midwest League Pitcher of the Week (April 28 - May 4). **Lansing Top Performances:** defeated Wisconsin on April 18/GM#1-DH (5.1 IP/3 H/1 R/2 BB/6 SO); defeated Fort Wayne on April 25 (6.2 shutout innings/3 H/0 BB/career-high 13 strikeouts); defeated Lake County on May 1 (5.0 shutout innings/1 H/0 BB/7 SO); defeated West Michigan on May 7 (career-high 8.0 IP/4 H/1 R/0 BB/8 SO)...joined Midland on May 14 and appeared in 20 games (started 19) and posted a 5-6 record with a 3.64 ERA...allowed 69 hits and struck out 86 batters in 81.2 innings pitched...appeared in two playoff games (all starts) and posted a 1-0 record with a 1.74 ERA...allowed nine hits and struck out 16 batters in 10.1 innings pitched...named Texas League May Pitcher of the Month: posted a 4-0 record with a 0.72 ERA (25.0 IP/15 H/29 SO) in four games (all starts); in June, posted a 0-2 record with a 3.63 ERA (17.1 IP/13 H/15 SO) in four games (all starts); in July, posted a 1-0 record with a 1.76 ERA (15.1 IP/10 H/21 SO) in five games (started four). **Midland Top Performances:** defeated San Antonio on May 14 (6.0 shutout innings/5 H/1 BB/6 SO); defeated Frisco on May 20 (6.0 shutout innings/4 H/2 BB/8 SO); defeated Frisco on May 25 (7.0 IP/2 H/2 R/2 BB/8 SO); defeated Corpus Christi on May 31 (6.0 shutout innings/4 H/0 BB/7 SO); no decision vs. Frisco on June 12 (5.0 IP/2 H/1 R/0 BB/3 SO); defeated Amarillo on July 3 (5.0 IP/3 H/1 R/1 BB/5 SO); no decision vs. Tulsa on August 3 (3.0 IP/0 R/0 BB/2 SO); defeated Amarillo in TL Playoffs on September 16 (5.2 shutout innings/4 H/1 BB/8 SO).

**COLLEGE:** Attended UCLA of the Pac-12 Conference for one season (2022)...missed the 2023 season due to Tommy John surgery...then transferred to Louisiana State University of the Southeastern Conference for one season (2024)...as a freshman (2022), appeared in seven games (started three) and posted a 1-1 record with two saves and a 3.86 ERA...allowed 10 hits and struck out 22 batters in 16.1 innings pitched...as a sophomore (2024), appeared in 17 games (started 15) and posted a 6-2 record with one save and a 3.47 ERA...allowed 66 hits and struck out 101 batters in 83.0 innings pitched. **2024 Honors Include:** Second-Team ABCA All-South Region; SEC Pitcher of the Week (April 22); SEC First-Year Academic Honor Roll...teammates with A's farmhand INF Tommy White...appeared in 24 career games (started 18) and posted a 7-3 record with three saves and a 3.53 ERA...allowed 76 hits and struck out 123 batters in 99.1 innings pitched.

**PERSONAL:** Gage Lee Jump...graduated from JSerra Catholic High School in San Juan Capistrano, California...ranked the No. 1 left-handed pitcher in the state of California and the No. 5 prospect overall...nationally, was ranked as the No. 5 LHP and the No. 38 overall prospect...two-time Preseason Underclass All-American...named to the All-Tournament Team at three separate WWBA events during the summer of 2020...named to the Top Prospect Team at the 2020 Perfect Game National Showcase...participated in the Baseball Factory All-Star Classic and participant in the 2020 Area Code Games.

## GAGE JUMP'S CAREER STATS

YEAR TEAM	W-L	ERA	G	GS	CG	SHO	SV	IP	H	R	ER	HR	HB	BB	SO
2024			DNP												
2025 Lansing	4-1	2.32	6	5	1	1	0	31.0	21	9	8	1	2	5	45
Midland	5-6	3.64	20	19	0	0	0	81.2	69	41	33	6	3	29	86
Minor League Totals - 1 yr.	9-7	3.28	26	24	1	1	0	112.2	90	50	41	7	5	34	131

### LONGEST GAMES IN LAS VEGAS FRANCHISE HISTORY

- 5:22 - April 28, 1989 at Tacoma, Wash. - - Tacoma 4, Las Vegas 3 (19 innings)
- 5:03 - June 23, 1996 at Colorado Springs - - CSP 9, Las Vegas 8 (15 innings)
- 5:00 - April 29, 2002 at Las Vegas - - CSP 17, Las Vegas 16 (14 innings)



# PLAYER PROFILES

## BROOKS KRISKE

### Pitcher


**Born:** February 3, 1994 in Scottsdale, Arizona

**Opening Day Age:** 32

**Ht:** 6-3 **Wt:** 206 **B/T:** R/R

**Residence:** Scottsdale, Arizona

**Obtained:** Signed as a minor league free agent on December 12, 2025



**CAREER SUMMARY:** Played professionally for nine seasons in the New York Yankees, Baltimore, Kansas City, Cincinnati, Baltimore, Chicago Cubs and Minnesota organizations...played in parts of four Major League seasons with the Yankees (2020-21), Baltimore (2021), Kansas City (2023), Cubs (2025) and Minnesota (2025)...made his Major League debut with the Yankees vs. Baltimore on July 29, 2020...recorded his first Major League victory with Yankees vs. Philadelphia on July 21, 2021 and recorded his second career victory with Baltimore vs. Texas on September 25, 2021...appeared in 36 career Major League games and has posted a 2-2 record with a 9.53 ERA...allowed 43 hits and struck out 43 batters in 39.2 innings pitched...originally selected by New York Yankees in sixth round of June 2016 First-Year Player Draft...appeared in 200 career minor league games and has posted a 14-12 record with 26 saves in 37 opportunities and a 3.08 ERA...allowed 177 hits and has struck out 363 batters in 257.0 innings pitched...spent parts of two seasons in Japan with Yokohama (2022) and Seibu (2023)...missed the entire 2017 season after undergoing Tommy John surgery in August of 2016.

**2025:** Began the season with Triple-A Iowa of the International League and appeared in 23 games and posted a 3-0 record with a 3.13 ERA...allowed 24 hits and struck out 52 batters in 31.2 innings pitched...in May, posted a 1-0 record with a 1.23 ERA (7.1 IP/2 H/1 R/10 SO) in six games...also, appeared in four games (May 24, July 20-29) for Chicago Cubs (0-0/0.00 ERA/6.0 IP/2 H/4 SO)...claimed off waivers by Minnesota on August 5...appeared in 12 games for the Twins (August 6 - September 6) with a 11.25 ERA (no record)...allowed 18 hits and struck out 14 batters in 12.0 innings pitched...also, appeared in three games (September 13-21) with Triple-A St. Paul of the International League (0-0/6.00 ERA/3.0 IP/5 H/3 SO).

**2024:** Appeared in a combined 50 games between Triple-A Louisville and Triple-A Norfolk of the International League and posted 5-0 record with one save and a 3.39 ERA...allowed 32 hits and struck out a career-high 81 batters 58.1 innings pitched...appeared in 42 games for Louisville and posted a 5-0 record with one save and a 3.10 ERA...allowed 24 hits and struck out 72 batters in 49.1 innings pitched...claimed off waivers by Baltimore on August 25...appeared in eight games for Norfolk (0-0/5.00 ERA/9.0 IP/8 H/9 SO). **2022 & 2023:** Spent parts of two seasons in Japan with Yokohama (2022) and Seibu (2023). **2023:** Joined the Kansas City organization and appeared in four games with the Royals (0-0/4.05 ERA/6.2 IP/3 H/6 SO)...also, appeared in 27 games with Triple-A Omaha of the International League and posted a 0-4 record with five saves with a 5.52 ERA...allowed 30 hits and struck out 49 batters in 29.1 innings pitched. **2021:** Began the season with the New York Yankees...appeared in eight games and posted a 1-1 record with a 15.26 ERA (7.2 IP/12 H/7 SO)...recorded his first Major League victory vs. Philadelphia on July 21...appeared in 24 games with Triple-A Scranton Wilkes-Barre of the International League and posted a 1-1 record with one save and a 3.81 ERA...allowed 15 hits and struck out 41 batters in 28.1 innings pitched...claimed off waivers by Baltimore on September 16...appeared in four games for Baltimore (1-0/12.27 ERA/3.2 IP/5 H/4 SO). **2020:** Made his Major League debut with the New York Yankees and appeared in four games (no record) with a 14.73 ERA (3.2 IP/3 H/8 SO). **2019:** Appeared in a combined 43 games between Single-A Tampa of the Florida State League and Double-A Trenton of the Eastern League and posted a 3-3 record with a career-high 12 saves and a 2.08 ERA...allowed 34 hits and struck out 80 batters 60.2 innings pitched (career-high)...appeared in seven games with Tampa (1-1/0.00 ERA/4.0 IP/6 SO)...named a Florida State League Mid-Season All-Star...also, appeared in 36 games for Trenton and posted a 2-2 record with 11 saves and a 2.59 ERA...allowed 30 hits and struck out 64 batters in 48.2 innings pitched. **2018:** Appeared in a combined 16 games between Single-A Staten Island of the New York-Penn League and Single-A Charleston of the South Atlantic League and posted a 2-2 record with three saves and a 1.57 ERA...allowed 25 hits and struck out 39 batters in and 28.2 innings pitched...appeared in 14 games for Staten Island and posted a 2-2 record with three saves and a 1.09 ERA...allowed 21 hits and struck out 33 batters in 24.2 innings pitched. **2017:** Did not play due to Tommy John surgery. **2016:** Began his professional career with Single-A Staten Island of the New York-Penn League and appeared in 13 games and posted a 0-2 record with four saves and a 2.25 ERA (16.0 IP/12 H/16 SO).

**COLLEGE:** Attended USC in Los Angeles, Calif., of the Pac-12 Conference for four seasons (2013-16)...appeared in 71 career games (started seven) and posted a 4-5 record with six saves and a 3.28 ERA...allowed 104 hits and struck out 106 batters in 120.2 innings pitched...as a freshman (2013), appeared in 13 games (started two) and posted a 0-2 record with a 4.71 ERA...allowed 14 hits and struck out 14 batters in 21.0 innings pitched...as a sophomore (2014), appeared in 12 games (started three) and posted a 1-0 record with a 3.51 ERA...allowed 35 hits and struck out 23 batters in 33.1 innings pitched...as a junior (2015), appeared in 20 games (started two) and posted a 2-1 record with a 2.90 ERA...allowed 30 hits and struck out 27 batters in 31.0 innings pitched...as a senior (2016), appeared in 26 games and posted a 1-2 record with six saves and a 2.55 ERA...allowed 25 hits and struck out 42 batters in 35.1 innings pitched.

**PERSONAL:** Brooks Joseph Kriske...pronounced kris-key...X address is @brooks\_kriske...graduated from Palm Desert High School (Calif.)...earned All-State honors as a junior and senior...team captured two state titles in 2010 and 2012.

## BROOKS KRISKE'S CAREER STATS

YEAR	TEAM	W-L	ERA	G	GS	CG	SHO	SV	IP	H	R	ER	HR	HB	BB	SO
2016	Staten Island	0-2	2.25	13	0	0	0	4	16.0	12	8	4	0	0	6	16
2017				DNP - INJ												
2018	Staten Island	2-2	1.09	14	0	0	0	3	24.2	21	4	3	0	0	8	33
	Charleston	0-0	4.50	2	0	0	0	0	4.0	4	2	2	0	0	1	6
2019	Tampa	1-1	0.00	7	0	0	0	1	12.0	4	1	0	0	1	5	16
	Trenton	2-2	2.59	36	0	0	0	11	48.2	30	14	14	3	1	23	64
2020	N.Y. YANKEES	0-0	14.73	4	0	0	0	0	3.2	3	6	6	1	0	7	8
2021	Scranton/WB	1-1	3.81	24	0	0	0	1	28.1	15	12	12	2	1	14	41
	N.Y. YANKEES	1-1	15.26	8	0	0	0	0	7.2	12	14	13	5	1	6	7
	Norfolk	0-0	0.00	1	0	0	0	0	1.0	0	0	0	0	0	0	2
	BALTIMORE	1-0	12.27	4	0	0	0	0	3.2	5	5	5	2	0	0	4
2022	Yokohama (Japan)	1-1	2.57	18	0	0	0	1	21.0	15	7	6	2	0	13	26
2023	Seibu (Japan)	0-0	1.93	14	0	0	0	7	14.0	6	3	3	1	0	9	13
	Omaha	0-4	5.52	27	0	0	0	5	29.1	30	21	18	5	2	16	49
	KANSAS CITY	0-0	4.05	4	0	0	0	0	6.2	3	3	3	2	0	4	6
2024	Louisville	5-0	3.10	42	0	0	0	1	49.1	24	17	17	6	1	29	72
	Norfolk	0-0	5.00	8	0	0	0	0	9.0	8	5	5	2	1	6	9
2025	Iowa	3-0	3.13	23	0	0	0	0	31.2	24	14	11	4	2	10	52
	St. Paul	0-0	6.00	3	0	0	0	0	3.0	5	2	2	0	0	1	3
	CHICAGO CUBS	0-0	0.00	4	0	0	0	0	6.0	2	0	0	0	0	5	4
	MINNESOTA	0-1	11.25	12	0	0	0	0	12.0	18	15	15	1	0	10	14
<b>Major League Totals-4 yrs.</b>		<b>2-2</b>	<b>9.53</b>	<b>36</b>	<b>0</b>	<b>0</b>	<b>0</b>	<b>0</b>	<b>39.2</b>	<b>43</b>	<b>43</b>	<b>42</b>	<b>11</b>	<b>1</b>	<b>32</b>	<b>43</b>
<b>Minor League Totals - 8 yrs.</b>		<b>14-12</b>	<b>3.08</b>	<b>200</b>	<b>0</b>	<b>0</b>	<b>0</b>	<b>26</b>	<b>257.0</b>	<b>177</b>	<b>100</b>	<b>88</b>	<b>22</b>	<b>9</b>	<b>119</b>	<b>363</b>

# PLAYER PROFILES



## MATT KROOK

### Pitcher

**Born:** October 21, 1994 in Hillsborough, California

**Opening Day Age:** 31

**Ht:** 6-4 **Wt:** 225 **B/T:** L/L

**Residence:** Hillsborough, California

**Obtained:** Signed as a minor league free agent on November 22, 2025



**CAREER SUMMARY:** Played professionally for nine seasons in the San Francisco, Tampa, New York Yankees Baltimore and Athletics organizations...played in parts of three Major League seasons with the Yankees (2023), Baltimore (2024) and Athletics (2025)...made his Major League debut with New York vs. Boston on June 16, 2023...appeared in eight career Major League games (no record) with a 16.20 ERA...allowed 14 hits and struck out eight batters in 8.1 innings pitched...originally selected by San Francisco in fourth round of June 2016 First-Year Player Draft...appeared in 270 career minor league games (started 95) and has posted a 37-35 record with two saves and a 3.95 ERA...allowed 477 hits and has struck out 750 batters in 626.1 innings pitched...acquired by Tampa Bay along with INF Christian Arroyo, OF Denard Spain and RHP Stephen Woods Jr. from San Francisco in exchange for INF Evan Longoria on December 20, 2017...selected by the Yankees in the Triple-A phase of Rule 5 Draft from Tampa Bay on December 10, 2020...acquired by Baltimore from the Yankees in exchange for cash considerations on February 18, 2024...signed with the Athletics as a minor league free agent on November 15, 2024 (re-signed with Athletics on November 22, 2025)...DFA by Athletics on May 27, 2025 and claimed by Cleveland on May 29, 2025...named a 2022 New York Yankees Organization All-Star by MiLB.com...non-roster invitee to 2025 & 2026 Spring Training.

**2025:** Began the season with Triple-A Las Vegas of the Pacific Coast League and appeared in 12 games and posted a 3-1 record with one save and a 3.21 ERA...allowed 14 hits and struck out 21 batters in 14.0 innings pitched...in April, posted a 3-1 record with one save and a 3.38 ERA (10.2 IP/11 H/15 SO) in eight games...promoted to the Athletics on May 16...appeared in three games (May 16-21) with a 5.40 ERA (no record/3.1 IP/5 H/3 SO)...pitched 1.2 scoreless (2 H/2 SO) vs. San Francisco (May 16)...claimed off waivers by Cleveland on May 29...appeared in 30 games for Triple-A Columbus of the International League and posted a 2-0 record with a 3.18 ERA...allowed 18 hits and struck out 40 batters in 34.0 innings pitched...in June, posted a 1-0 record with a 0.84 ERA (10.2 IP/4 H/15 SO) in nine games; in August, posted a 3.72 ERA, no record (9.2 IP/6 H/13 SO) in nine games; in September, posted a 0.00 ERA, no record (6.0 IP/3 H/5 SO) in five games...in Triple-A, appeared in a combined 42 games and posted a 5-1 record with one save and a 3.19 ERA (48.0 IP/32 H/61 SO).

**2024:** Played the entire season with Triple-A Norfolk of the International League and posted a 3-2 record with one save and a 3.92 ERA...allowed 30 hits and struck out 54 batters in 43.2 innings pitched...in April, posted a 1-0 record with a 2.25 ERA (8.0 IP/9 H/9 SO) in seven games...in May, posted a 0-1 record with a 0.90 ERA (10.0 IP/3 H/1 R/12 SO) in 10 games...in August, posted a 1-0 record with a 3.52 ERA (7.2 IP/4 H/11 SO) in six games. **Top performances:** vs. Nashville on May 4 (1.0 IP/0 H/0 R/3 SO); vs. Lehigh Valley on May 19 (1.1 IP/0 H/0 R/3 SO); vs. Gwinnett on May 28 (1.0 IP/0 H/0 R/3 SO); save vs. Gwinnett on June 2 (1.0 IP/1 H/0 R); defeated Scranton Wilkes-Barre on June 6 (1.2 IP/0 H/0 R/2 SO); defeated Durham on August 9 (1.0 IP/0 H/0 R)...made one appearance with Baltimore vs. Texas on June 30 (1.0 IP/1 H/3 R/1 BB/2 SO). **2023:** Appeared in 27 games for Triple-A Scranton/Wilkes Barre of the International League and posted a 1-1 record with a 1.32 ERA...allowed 10 hits and struck out 55 batters in 34.0 innings pitched...his .090 batting average against was the best in the minors for pitchers with at least 30.0 innings...made his Major League debut with New York vs. Boston on June 16...also, pitched 1.0 scoreless inning vs. Detroit on September 7 (0 H/2 SO)...appeared in four games for the Yankees (4.0 IP/8 H/11 R/3 SO). **2022:** Played the entire season with Triple-A Scranton/Wilkes Barre of the International League and appeared in 29 games (started 22) and posted a 10-7 record with a 4.09 ERA...allowed 120 hits and struck out 155 batters in 138.2 innings pitched...established career highs in starts, victories, innings pitched and strikeouts. **2021:** Appeared in a combined 24 games (started 21) between Double-A Somerset and Triple-A Scranton/Wilkes Barre of the International League and posted a 7-6 record with a 2.89 ERA...allowed 66 hits and struck out 132 batters in 106.0 innings pitched...appeared in seven games (all starts) with Somerset and posted a 1-1 record with a 2.15 ERA...allowed 15 hits and struck out 44 batters in 29.1 innings pitched...made his Triple-A debut with Scranton/Wilkes Barre and appeared in 17 games (started 14) and posted a 6-5 record with a 3.17 ERA...allowed 51 hits and struck out 88 batters in 76.2 innings pitched...recorded a career-high 11 strikeouts vs. Worcester on August 8...posted a .175 BAA which was the lowest among all Yankees minor leaguers. **2020:** Did not play. **2019:** Played in his second season with Double-A Montgomery of the Southern League...appeared in 32 games (started 18) and posted a 2-3 record with a 4.50 ERA...allowed 46 hits and struck out 52 batters in 50.0 innings pitched...participated in his first Major League Spring Training. **2018:** Played the entire season with Double-A Montgomery of the Southern League and appeared in 37 games (started six) and posted a 4-2 record with a 4.26 ERA...allowed 57 hits and struck out 95 batters in 74.0 innings pitched. **2017:** Played the entire season with Single-A San Jose of the California League and appeared in 25 games (started 17) and posted a 4-9 record with a 5.12 ERA...allowed 75 hits and struck out 105 batters in 91.1 innings pitched. **2016:** Began his professional career and appeared in a combined 13 games (started 11) between rookie-level AZL Giants and Single-A Salem-Keizer of the Northwest League and posted a 1-4 record with a 5.53 ERA...allowed 41 hits and struck out 41 batters in 40.2 innings pitched...appeared in two games (started one) with AZL Giants (5.2 IP/6 H/2 BB/2 SO)...also, appeared in 11 games (started 10) with Salem-Keizer and posted a 1-3 record with a 6.17 ERA...allowed 35 hits and struck out 39 batters in 35.0 innings pitched. **COLLEGE:** Attended University of Oregon (Eugene) of the Pac-12 Conference for two seasons (2014, 2016)...appeared in 23 career games (started 21) and posted a 6-4 record with a 3.55 ERA...allowed 58 hits and struck out 128 batters in 99.0 innings pitched...as a freshman (2014), appeared in eight games (all starts) and posted a 2-1 record with a 1.79 ERA...allowed 22 hits and struck out 60 batters in 45.1 innings pitched...as a sophomore (2016), appeared in 15 games (started 13) and posted a 4-3 record with a 5.03 ERA...allowed 36 hits and struck out 68 batters in 53.2 innings pitched...honors include: named as one of 50 players on the Golden Spikes Award Watch List...earned Louisville Slugger preseason third-team by *Collegiate Baseball* and preseason All-America by the National Collegiate Baseball Writers Association...named a Louisville Slugger first-team Freshman All-America...helped Oregon advance to the NCAA Regional (Nashville)...missed the 2015 season after undergoing UCL reconstruction surgery (Tommy John).

**PERSONAL:** Matthew Edward Krook...graduated from St. Ignacius Prep High School in San Francisco, California...named as a first-team All-American and first-team all-region by *Perfect Game*...earned first-team all-league honors as a senior.

## MATT KROOK'S CAREER STATS

YEAR	TEAM	W-L	ERA	G	GS	CG	SHO	SV	IP	H	R	ER	HR	HB	BB	SO
2016	AZL Giants	0-1	1.59	2	1	0	0	0	5.2	6	4	1	0	1	2	2
	Salem-Keizer	1-3	6.17	11	10	0	0	0	35.0	35	27	24	2	5	33	39
2017	San Jose	4-9	5.12	25	17	0	0	0	91.1	75	67	52	4	5	66	105
2018	Montgomery	4-2	4.26	37	6	0	0	0	74.0	57	40	35	3	8	50	95
2019	Montgomery	2-3	4.50	32	18	0	0	0	50.0	46	28	25	3	3	32	52
2020				DNP												
2021	Somerset	1-1	2.15	7	7	0	0	0	29.1	15	9	7	1	1	11	44
	Scranton/WB	6-5	3.17	17	14	0	0	0	76.2	51	33	27	4	3	49	88
2022	Scranton/WB	10-7	4.09	29	22	0	0	0	138.2	120	71	63	19	8	73	155
2023	Scranton/WB	1-1	1.32	27	0	0	0	0	34.0	10	8	5	0	2	26	55
	N.Y. YANKEES	0-0	24.75	4	0	0	0	0	4.0	8	11	1	1	0	6	3
2024	Norfolk	3-2	3.92	41	0	0	0	1	43.2	30	20	19	4	1	31	54
	BALTIMORE	0-0	18.00	1	0	0	0	0	1.0	1	3	2	1	0	1	2
2025	Las Vegas	3-1	3.21	12	0	0	0	1	14.0	14	6	5	1	1	8	21
	Columbus	2-0	3.18	30	0	0	0	0	34.0	18	13	12	2	4	24	40
	ATHLETICS	0-0	5.40	3	0	0	0	0	3.1	5	2	2	0	0	1	3
<b>Major League Totals-3 yrs.</b>		<b>0-0</b>	<b>16.20</b>	<b>8</b>	<b>0</b>	<b>0</b>	<b>0</b>	<b>0</b>	<b>8.1</b>	<b>14</b>	<b>16</b>	<b>15</b>	<b>2</b>	<b>0</b>	<b>8</b>	<b>8</b>
<b>Minor League Totals - 9 yrs.</b>		<b>37-35</b>	<b>3.95</b>	<b>270</b>	<b>95</b>	<b>0</b>	<b>0</b>	<b>2</b>	<b>626.1</b>	<b>477</b>	<b>326</b>	<b>275</b>	<b>43</b>	<b>42</b>	<b>405</b>	<b>750</b>



# PLAYER PROFILES

## RYAN LASKO

### Outfielder

**Born:** June 24, 2002 in New Brunswick, New Jersey

**Opening Day Age:** 23

**Ht:** 6-0 **Wt:** 202 **B/T:** R/R

**Residence:** Jacksonm New Jersey

**Obtained:** Selected in the second round by the Athletics of the 2023 First-Year Player Draft



**CAREER SUMMARY:** Played professionally for three seasons in the Athletics organization...appeared in 222 career minor league games and has batted 234 (190-for-813) with 37 doubles, three triples, 12 home runs, 92 RBI and 48 stolen bases in 60 attempts...ranked by *Baseball America* as the No. 22 prospect (top 30) in the Athletics system entering the 2026 season...ranked by 2026 *Baseball America's* Best Tools (A's System): Best Outfield Arm...non-roster invitee for 2026 Spring Training. **2025:** Played in a combined 89 games between rookie-level ACL Athletics, Single-A Lansing of the Midwest League and Triple-A Las Vegas of the Pacific Coast League and batted 244 (76-for-312) with 17 extra-base hits (nine doubles, two triples, six home runs), 42 RBI, 11 HBP and 14 stolen bases in 19 attempts...appeared in four games for ACL Athletics (.250/3-for-12/1 3B/2 RBI)...joined Lansing on May 13 and appeared in 72 games and batted 241 (62-for-257) with eight doubles, one triple, five home runs, 35 RBI and 12 stolen bases...compiled 20 multiple-hit games (19 two-hit games; 1 four-hit game)...in June, batted 284 (23-for-81) with 4 2B, HR, 11 RBI in 22 games; in August, batted 240 (18-for-75) with 3 2B, 10 RBI in 21 games. **Lansing Top Performances:** 4-for-6, 2 2B, 3B, 2 RBI, three runs scored vs. Dayton (June 8); 2-for-3, 2 BB, SB, three runs scored vs. South Bend (May 18); 2-for-5, BB, solo HR vs. Beloit (May 31); 2-for-4, 3 RBI vs. Dayton (June 25); 2-for-4, HR, 2 RBI vs. Great Lakes (July 12); 2-for-5, 2B, RBI vs. Great Lakes (August 7); 2-for-4, 2B, SB, 2 RBI vs. Lake County (August 28)...promoted to the Aviators on September 5 and made his Triple-A debut...appeared in 13 games and batted 256 (11-for-43) with a double, home run, 5 RBI. **2025 PCL Playoffs (LCS):** Appeared in two games and batted 571 (4-for-7) with a triple, two home runs, 5 RBI. **Triple-A National Championship Game:** 0-for-1, HBP (September 27)...**2025 Playoffs:** Appeared in three games and batted 500 (4-for-8), triple, two home runs, 5 RBI. **Top Series:** Batted .333 (5-for-15), HR, 2 RBI at Reno (September 9-14). **Aviators Top Performances:** 2-for-4, solo HR vs. Reno (September 10); 2-for-4, RBI vs. Reno (September 11); 2-for-4, SB vs. Salt Lake (September 16); 2-for-4, 2B, RBI vs. Salt Lake (September 19); 2-for-3, 3B, HR, 3 RBI vs. Tacoma, LCS (September 23); 2-for-4, HR, 2 RBI vs. Tacoma, LCS (September 24). **2024:** Played in a combined 123 games between Single-A Stockton of the California League and Single-A Lansing of the Midwest League and batted 232 (110-for-475) with 33 extra-base hits (26 doubles, one triple, six home runs), 47 RBI, 12 HBP and 33 stolen bases in 40 attempts...appeared in 82 games for Stockton and batted 225 (72-for-320) with 19 doubles, four home runs, 29 RBI and 20 stolen bases in 26 attempts...also, appeared in 41 games for Lansing and batted 245 (38-for-155) with seven doubles, one triple, two home runs, 18 RBI and 13 stolen bases in 14 attempts. **2023:** Began his professional career with rookie-level ACL Athletics and appeared in 10 games and batted 154 (4-for-26) with two doubles and 3 RBI. **COLLEGE:** Attended Rutgers University in New Brunswick, New Jersey of the Big Ten Conference for three seasons (2021-23)...appeared in 156 career games and batted 314 (201-for-641) with 47 doubles, five triples, 38 home runs, 135 RBI and 35 stolen bases in 40 attempts...as a freshman (2021), appeared in 42 games and batted 231 (36-for-156) with five doubles, 11 home runs and 30 RBI...as a sophomore (2022), appeared in 58 games and batted 349 (90-for-258) with 24 doubles, two triples, 16 home runs, 51 RBI and 13 stolen bases...as a junior (2023), appeared in 56 games and batted 330 (75-for-227) with 18 doubles, three triples, 11 home runs, 54 RBI and 18 stolen bases. **PERSONAL:** Ryan John Lasko...graduated from Jackson Memorial in Jackson, New Jersey.

## RYAN LASKO'S CAREER STATS

YEAR TEAM	AVG	G	AB	R	H	2B	3B	HR	RBI	SH	SF	HP	BB	SO	SB	CS	E
2023 ACL Athletics	.154	10	26	3	4	2	0	0	0	3	0	1	0	3	5	1	0
2024 Stockton	.225	82	320	48	72	19	0	4	29	0	2	9	59	103	20	6	2
Lansing	.245	41	155	22	38	7	1	2	18	0	1	3	20	35	13	1	0
2025 ACL Athletics	.250	4	12	3	3	0	1	0	2	0	0	2	1	3	0	0	0
Lansing	.241	72	257	44	62	8	1	5	35	0	5	9	41	73	12	5	3
Las Vegas	.256	13	43	5	11	1	0	1	5	0	1	0	4	10	2	0	0
Minor League Totals - 3 yrs.	.234	222	813	125	190	37	3	12	92	0	10	23	128	229	48	12	5

## YUNIOR TUR

### Pitcher


**Born:** August 9, 1999 in La Habana, Cuba

**Opening Day Age:** 26

**Ht:** 6-6 **Wt:** 193 **B/T:** R/R

**Residence:** Santiago de Cuba, Cuba

**Obtained:** Signed as a free agent to a minor league contract on May 8, 2023



**CAREER SUMMARY:** Played professionally for three seasons in the Athletics organization...appeared in 78 career minor league games (started 37) and has posted an 8-17 record with one save and a 4.26 ERA...allowed 237 hits and struck out 275 batters in 253.1 innings pitched...ranked by *Baseball America* as the No. 21 prospect (top 30) in the Athletics system entering the 2026 season...non-roster invitee to 2026 Spring Training. **2025:** Played in a combined 30 games (started 26) between Single-A Lansing of the Midwest League, Double-A Midland of the Texas League and Triple-A Las Vegas of the Pacific Coast League and posted a 4-9 record with a 3.29 ERA...allowed 98 hits and struck out 130 batters in 125.2 innings pitched...established career highs in appearances, starts, innings pitched and strike outs...began the season with Lansing and appeared in nine games (all starts) and posted a 1-3 record with a 2.98 ERA...allowed 40 hits and struck out 43 batters in 45.1 innings pitched...in April, posted a 1-0 record with a 2.84 ERA (19.0 IP/14 H/21 SO) in four games; in May, posted a 0-3 record with a 3.08 ERA (26.1 IP/26 H/22 SO) in five games. **Lansing Top Performances:** no decision vs. Wisconsin on April 16 (4.2 IP/3 H/1 R/4 BB/ 8 SO); defeated Fort Wayne on April 23 (5.0 IP/5 H/3 R/1 BB/6 SO); no decision vs. Lake County on May 4 (5.0 shutout innings/5 H/2 BB/4 SO); no decision vs. South Bend on May 16 (season-high 7.1 IP/6 H/4 R/1 BB/4 SO)...joined Double-A Midland on June 5 and appeared in 16 games (started 14) and posted a 3-5 record with a 2.93 ERA...allowed 47 hits and struck out 74 batters in 67.2 innings pitched...in June, posted a 2-1 record with a 0.90 ERA (20.0 IP/11 H/18 SO) in six games (started four); in July, posted a 0-2 record with a 4.21 ERA (25.2 IP/21 H/32 SO) in five games; in August, posted a 1-2 record with a 3.27 ERA (22.0 IP/15 H/24 SO) in five games. **Midland Top Performances:** no decision vs. Frisco on July 14 (5.2 shutout innings/ no hits/1 BB/5 SO); defeated Tulsa on June 20 (5.0 shutout innings/3 H/2 BB/5 SO); lost to Northwest Arkansas on June 11 (6.0 IP/5 H/3 R/2 BB/6 SO); no decision vs. Arkansas on July 19 (6.0 shutout innings/3 H/2 BB/6 SO); no decision vs. Tulsa on July 31 (5.0 IP/5 H/3 R/3 BB/8 SO); defeated Frisco on August 17 (5.2 shutout innings/1 H/2 BB/5 SO); no decision vs. Springfield on August 29 (6.1 IP/5 H/3 R/1 BB/8 SO)...promoted to the Aviators on September 1...appeared in five games (started three) and posted a 0-1 record with a 6.39 ERA...allowed 11 hits and struck out 13 batters in 12.2 innings pitched...2.0 scoreless innings in relief vs. Sacramento on September 3 (1 H/1 SO); no decision in start vs. Salt Lake on September 16 (5.0 shutout innings/2 H/2 BB/8 SO). **2024:** Played the entire season with Single-A Stockton of the California League and appeared in 27 games (started 10) and posted a 2-6 record with one save and a 4.88 ERA...allowed 95 hits and struck out 92 batters in 90.1 innings pitched. **2023:** Began his professional career and appeared in a combined 21 games between rookie level ACL Athletics and Single-A Stockton of the California League and posted 2-2 record with a 6.03 ERA...allowed 44 hits and struck out 53 batters in 37.1 innings pitched...appeared in two games (started one) with ACL Athletics (0-0, 1.59 ERA)...allowed five hits and struck out six batters in 5.2 innings pitched...also, appeared in 19 games for Stockton and posted a 2-2 record with a 6.82 ERA...allowed 39 hits and struck out 47 batters in 31.2 innings pitched.

## YUNIOR TUR'S CAREER STATS

YEAR TEAM	W-L	ERA	G	GS	CG	SHO	SV	IP	H	R	ER	HR	HB	BB	SO
2023 ACL A's	0-0	1.59	2	1	0	0	0	5.2	5	5	1	0	0	3	6
Stockton	2-2	6.82	19	0	0	0	0	31.2	39	28	24	5	2	21	47
2024 Stockton	2-6	4.88	27	10	0	0	1	90.1	95	54	49	10	8	35	92
2025 Lansing	1-3	2.98	9	9	0	0	0	45.1	40	21	15	2	3	20	43
Midland	3-5	2.93	16	14	0	0	0	67.2	47	24	22	4	5	34	74
Las Vegas	0-1	6.39	5	3	0	0	0	12.2	11	10	9	1	1	6	13
Minor League Totals - 3 yrs.	8-17	4.26	78	37	0	0	1	253.1	237	142	120	22	19	119	275

# PLAYER PROFILES



## BRYAN LAVASTIDA

### Catcher

**Born:** November 27, 1998 in Hialeah, Florida

**Opening Day Age:** 27

**Ht:** 5-11 **Wt:** 200 **B/T:** R/R

**Residence:** Hialeah, Florida

**Obtained:** Signed as a minor league free agent on December 18, 2025



**CAREER SUMMARY:** Played professionally for seven seasons in the Cleveland, Houston and Athletics organizations...made his Major League debut for Cleveland vs. Kansas City on April 10, 2022...recorded his first Major League hit vs. New York Yankees on April 22, 2022 (single off RHP Jameson Taillon)...appeared in six career Major League games and has batted .083 (1-for-12) with three walks...originally selected by Cleveland in the 15th round of June 2018 First-Year Player Draft...Cleveland then converted him to the catching position...appeared in 544 career minor league games and has batted .261 (507-for-1,944) with 102 doubles, 14 triples, 51 home runs, 290 RBI and 95 stolen bases in 130 attempts...named 2021 MiLB.com Organizational All-Star...2019 *Baseball America* Short-Season All-Star...non-roster invitee to 2026 Spring Training.

**2025:** Played in a combined 89 games between Double-A Corpus Christi of the Texas League, Triple-A Sugar Land and Triple-Las Vegas of the Pacific Coast League and batted .279 (88-for-315) with 14 doubles, three triples, 10 home runs, 39 RBI and 21 stolen bases in 28 attempts...began the season with Corpus Christi and appeared in 42 games and batted .253 (37-for-146) with seven doubles, five home runs, 15 RBI and 12 stolen bases in 14 attempts...compiled 10 multiple-hit games (5 two-hit games; 5 three-hit games)...in May, batted .305 (25-for-82) with 4 2B, 3 HR, 9 RBI in 22 games. **Corpus Christi Top performances:** 3-for-5, 2B, solo HR vs. Frisco (May 14); 3-for-3, BB, 3 SB vs. Frisco (May 15); 3-for-3, 2 2B, BB vs. Frisco (May 17); 3-for-4, SB, RBI vs. Amarillo (May 24); 3-for-5, 2 SB, 2 RBI vs. Midland (May 30)...joined Sugar Land on June 15 and appeared in 24 games and batted .250 (20-for-80) with four doubles, one triple, one home run, 7 RBI and five stolen bases in 10 attempts...in June, batted .360 (9-for-25) with a home run, 6 RBI in nine games. **Sugar Land Top performances:** 2-for-4, 2B, 2 RBI vs. Las Vegas (June 21); 2-for-2, 2B, SB, BB, 2 RBI vs. El Paso (June 27-GM#2-DH); 2-for-4, 2B, SB vs. Tacoma (August 3)...released by Houston in early August and signed as a minor league free agent with the Athletics (August 15) and joined the Aviators on August 21...appeared 23 games and batted .348 (31-for-89) with three doubles, two triples, four home runs, 17 RBI and four stolen bases...**2025 PCL Playoffs (LCS):** Appeared in two games and batted .375 (3-for-8) with a double, RBI...**Triple-A National Championship Game vs. Jacksonville on September 27:** 1-for-3, 2 HBP, three-run home run in the 9th inning to give L.V. a 7-6 lead...**2025 Playoffs:** Appeared in three games and batted .364 (4-for-11), double, HR, 4 RBI, 2 HBP...compiled 10 multiple-hit games (5 two-hit games; 5 three-hit games)...hit safely in a season-high 10 straight games (August 21 – September 4) and batted .452 (19-for-42), HR, 8 RBI over that stretch... In September, batted .276 (16-for-58), 3 HR, 13 RBI in 16 games. **Las Vegas Top Series:** Batted .500 (7-for-14) at Albuquerque (August 19-24); batted .471 (8-for-17) vs. Iowa (August 26-31); **Las Vegas Top performances:** 3-for-4, 2B, 3B, BB, RBI vs. Albuquerque (August 21); 3-for-5, 3-for-5, Albuquerque (August 22); 3-for-5, solo HR vs. Iowa (August 31); 3-for-6, 2B, two-run HR vs. Sacramento (September 6); 3-for-5, SB, walk-off RBI single vs. Salt Lake (September 16); 2-for-3, 3B, BB, 2 RBI at Sacramento (September 2).

**2024:** Played the entire season with Triple-A Columbus of the International League and appeared in 87 games and batted .232 (69-for-297) with 28 extra-base hits (18 doubles, two triples, eight home runs), 42 RBI and a career-high 27 stolen bases in 32 attempts...among MiLB catchers, ranked second in stolen bases, behind only Seattle prospect Harry Ford (35). **2023:** Played in a combined 108 games between Double-A Akron of the Eastern League and Triple-A Columbus of the International League and batted .240 (94-for-392) with 30 extra-base hits (18 doubles, 12 home runs), 70 RBI and 16 stolen bases in 21 attempts...established career highs in games played, at bats, hits, home runs and RBI...appeared in 56 games for Akron and batted .246 (50-for-203) with nine doubles, four home runs, 33 RBI and nine stolen bases...also, appeared in 52 games for Columbus and batted .233 (44-for-189) with nine doubles, eight home runs, 37 RBI and seven stolen bases. **2022:** Member of the Cleveland Opening Day roster and made his Major League debut vs. Kansas City on April 10...recorded his first Major League hit vs. New York Yankees on April 22 (single off RHP Jameson Taillon)...appeared in six games for Cleveland (April 10-24) and batted .083 (1-for-12) with three walks...optioned to Triple-A Columbus of the International League on April 24...appeared in 39 games and batted .224 (33-for-147) with six doubles, two triples, four home runs and 16 RBI...also, appeared in 45 games for Double-A Akron of the Eastern League and batted .195 (34-for-174) with four doubles, two triples, five home runs and 14 RBI. **2021:** Played in a combined 84 games between Single-A Lake County of the Midwest League, Double-A Akron of the Eastern League and Triple-A Columbus of the International League and batted .289 (83-for-287) with 19 doubles, one triple, nine home runs, 51 RBI and 16 stolen bases in 24 attempts...appeared in 48 games for Lake County and batted .303 (50-for-165) with 12 doubles, five home runs, 31 RBI and 14 stolen bases...also appeared in 29 games for Akron and batted .291 (30-for-103) with seven doubles, one triple, three home runs, 17 RBI...made his Triple-A debut with Columbus and appeared in seven games (.158/3-for-19/HR/3 RBI). **2020:** Did not play. **2019:** Appeared in 58 games with Single-A Mahoning Valley of the New York-Penn League and batted .335 (70-for-209) with 19 doubles, three triples, two home runs and 38 RBI...named a Short-Season All-Star by *Baseball America*...also, appeared in one game with Single-A Lake County of the Midwest League (1-for-3, walk). **2018:** Began his professional career with rookie-level ACL Guardians1 and appeared in 33 games and batted .292 (35-for-120) with four doubles, one triple, one home run and 20 RBI.

**COLLEGE:** Attended Hillsborough Community College in Tampa, Florida of the Suncoast Conference for one season (2018)... appeared in 57 games and batted .384 (84-for-219) with 21 doubles, two triples, three home runs, 35 RBI and 30 stolen bases in 36 attempts...named All-Suncoast Conference First Team...appeared mainly at shortstop and third base and also played catcher.

**PERSONAL:** Bryan Lavastida...pronounced LAVA-stee-dah...nickname is Lava...X address is @Lavastida...graduated from Westland Hialeah High School in Hialeah, Florida...named MVP of 2015 RBI World Series, playing for the Miami Marlins RBI team.

## BRYAN LAVASTIDA'S CAREER STATS

YEAR TEAM	AVG	G	AB	R	H	2B	3B	HR	RBI	SH	SF	HP	BB	SO	SB	CS	E
2018 ACL Guardians1	.292	33	120	23	35	4	1	1	20	2	1	4	22	23	5	5	3
2019 Mahoning Valley	.335	58	209	39	70	19	3	2	38	0	3	3	25	27	3	3	6
Lake County	.333	1	3	1	1	0	0	0	0	0	0	0	1	1	0	0	0
2020	DNP																
2021 Lake County	.303	48	165	32	50	12	0	5	31	0	4	3	26	30	14	5	6
Akron	.291	29	103	16	30	7	1	3	17	1	1	2	12	28	2	3	2
Columbus	.158	7	19	2	3	0	0	1	3	0	0	0	2	10	0	0	2
2022 Akron	.195	45	174	22	34	4	2	5	14	0	2	3	12	45	5	1	3
Columbus	.224	39	147	24	33	6	2	4	16	0	1	4	16	35	2	1	2
CLEVELAND	.083	6	12	0	1	0	0	0	0	0	0	0	3	4	0	0	0
2023 Akron	.246	56	203	31	50	9	0	4	33	0	2	6	34	38	9	4	10
Columbus	.233	52	189	32	44	9	0	8	37	2	4	1	22	47	7	1	5
2024 Columbus	.232	87	297	46	69	18	2	8	42	1	1	9	37	79	27	5	6
2025 Corpus Christi	.253	42	146	21	37	7	0	5	15	0	0	4	12	33	12	2	4
Sugar Land	.250	24	80	12	20	4	1	1	7	0	1	2	15	22	5	5	0
Las Vegas	.348	23	89	10	31	3	2	4	17	0	1	0	9	12	4	0	1
<b>Major League Totals - 1 yr.</b>	<b>.083</b>	<b>6</b>	<b>12</b>	<b>0</b>	<b>1</b>	<b>0</b>	<b>0</b>	<b>0</b>	<b>0</b>	<b>0</b>	<b>0</b>	<b>0</b>	<b>3</b>	<b>4</b>	<b>0</b>	<b>0</b>	<b>0</b>
<b>Minor League Totals - 7 yrs.</b>	<b>.261</b>	<b>544</b>	<b>1944</b>	<b>311</b>	<b>507</b>	<b>102</b>	<b>14</b>	<b>51</b>	<b>290</b>	<b>6</b>	<b>21</b>	<b>41</b>	<b>245</b>	<b>430</b>	<b>95</b>	<b>35</b>	<b>50</b>



# PLAYER PROFILES

## CADE MARLOWE

### Outfielder

**Born:** June 24, 1997 in Thomasville, Georgia

**Opening Day Age:** 28

**Ht:** 6-2 **Wt:** 200 **B/T:** L/R

**Residence:** Tifton, Georgia

**Obtained:** Signed as a minor league free agent on December 19, 2025



**CAREER SUMMARY:** Played professionally for six seasons in the Seattle organization...played in parts of two Major League seasons with the Mariners (2023-24)...made his Major League debut vs. Minnesota on July 20, 2023...recorded his first Major League hit vs. Minnesota on July 24, 2023 (single off RH Kenta Maeda)...recorded his first Major League home run vs. Minnesota on July 25, 2023 (off RH Pablo López)...one career grand slam vs. Los Angeles Angels on August 3, 2023...appeared in 42 career Major League games and has batted .240 (23-for-96) with three doubles, two triples, three home runs, 11 RBI and four stolen bases...originally selected by Seattle in the 20th round of 2019 First-Year Player Draft...appeared in 524 career minor league games and has batted .275 (547-for-1,990) with 100 doubles, 28 triples, 80 home runs, 362 RBI and 162 stolen bases in 201 attempts...two-time (2021 & 2022) MiLB/com Organizational All-Star...Edgar Martinez Dominate the Zone Hitter Award in 2021...2021 Northwest League Most Valuable Player with Single-A Everett...2021 Northwest League Post-Season All-Star...led all minor leaguers in RBI (107) in '21...one of two minor league players with at least 100 RBI...named the 2021 Ken Griffey Jr. Minor League Player of the Year by Seattle...recorded back-to-back "20-20" seasons in the Minor Leagues (2021, 2022)...non-roster invitee to 2026 Spring Training.

**2025:** Played in a combined 52 games between rookie-level ACL Mariners, Single-A Everett of the Northwest League and Triple-A Tacoma of the Pacific Coast League and batted .320 (55-for-172) with 14 doubles, four home runs, 26 RBI and 14 stolen base in 18 attempts...appeared in four games for ACL Mariners (.308/4-for-13/2 2B/3 RBI)...appeared in two games with Everett (.429/3-for-7/2 BB/RBI)...appeared in 46 games for Tacoma and batted .316 (48-for-152) with 12 doubles, four home runs, 22 RBI and 12 stolen base in 15 attempts...named PCL Player of the Week (September 9-14) and batted .458 with 3 HR, 7 RBI...compiled 15 multiple-hit games (12 two-hit games; 3 three-hit games)...hit safely in six straight games (August 3-10) and batted .400 (8-for-20) over that stretch...in August, batted .282 (20-for-71) with 7 2B, HR, 11 RBI in 22 games; in September, batted .382 (21-for-55) with 3 HR, 8 RBI in 16 games. **Tacoma Top performances:** 3-for-4, 2B, 2 RBI vs. Las Vegas (August 14); 3-for-3, 2B, HR, 2 RBI vs. Salt Lake (September 10); 3-for-5, 2B, BB, HR, 3 RBI vs. Salt Lake (September 14); 2-for-3, 2B, BB vs. Sugar Land (August 3); 2-for-5, 2B, SB, 2 RBI vs. Oklahoma City (August 21); 2-for-4, 2B, SB vs. Reno (September 4); 2-for-3, 2 BB, 2 SB, RBI, three runs scored vs. Salt Lake (September 13).

**2024:** Appeared in 90 games for Triple-A Tacoma of the Pacific Coast League and batted .235 (81-for-344) with eight doubles, four triples, 13 home runs, 45 RBI and a career-high 43 stolen bases in 50 attempts...also, appeared in eight games for Seattle and batted .250 (2-for-8) with one walk. **2023:** Began the season with Triple-A Tacoma of the Pacific Coast League and appeared in 81 games and batted .257 (86-for-334) with 34 extra-base hits (17 doubles, six triples, 11 home runs), 52 RBI and 29 stolen bases in 33 attempts...was 5-for-5, BB, 3 SB, HR, 3 RBI vs. El Paso (June 24) and 5-for-6, 3 2B, 2 SB, RBI vs. Oklahoma City (September 17)...promoted to Seattle and made his Major League debut vs. Minnesota on July 20...recorded his first Major League hit vs. Minnesota on July 24 (single off RH Kenta Maeda)...recorded his first Major League home run vs. Minnesota on July 25, 2023 (off RH Pablo López)...one career grand slam vs. Los Angeles Angels on August 3...appeared in 34 games and batted .239 (21-for-88) with three doubles, two triples, three home runs, 11 RBI and four stolen bases. **2022:** Played in a combined 133 games between Double-A Arkansas of the Texas League and Triple-A Tacoma of the Pacific Coast League and batted .287 (143-for-499) with 21 doubles, five triples, 23 home runs, 102 RBI and 42 stolen bases in 52 attempts...established career highs in games played, at bats, hits...appeared in 120 games for Arkansas and batted .291 (130-for-447) with 18 doubles, four triples, 20 home runs, 86 RBI and 36 stolen bases in 46 attempts...named TL Player of the Week (September 5-11) and TL Player of the Month (September)...also, appeared in 13 games for Tacoma and batted .250 (13-for-52) with three doubles, triple, three home runs, 16 RBI and six stolen bases. **2021:** Played in a combined 106 games between Single-A Everett of the Northwest League, Single-A Modesto of the California League and Triple-A Tacoma of the Pacific Coast League and batted .275 (116-for-422) with a 61 extra-base hits (25 doubles, 10 triples, 26 home runs), 107 RBI and 24 stolen bases in 33 attempts...led all minor leaguers in RBI...one of two MiL players with at least 100 RBI...named the Ken Griffey Jr. Minor League Player of the Year by Seattle...was one of 16 minor league players to record at least 20 home runs and 20 stolen bases...established career highs in runs scored (87), home runs and RBI...appeared in 71 games for Everett and batted .259 (74-for-286) with 18 doubles, five triples, 20 home runs, 77 RBI and 12 stolen bases...named NL Player of the Month (July)...also, appeared in 34 games for Modesto and batted .301 (40-for-133) with six doubles, five triples, six home runs, 29 RBI and 11 stolen bases...named CL Player of the Month (July)...appeared in one game for Tacoma on October 3 (2-for-3, double, walk, RBI). **2020:** Did not play. **2019:** Began his professional career with Single-A Everett of the Northwest League and appeared in 62 games and batted .301 (66-for-219) with 15 doubles, three triples, three home runs, 30 RBI and 10 stolen bases.

**COLLEGE:** Attended University of West Georgia in Carrollton, Georgia of the Gulf South Conference for four seasons (2016-19)...appeared in 184 career games and batted .366 (245-for-669) with 42 doubles, seven triples, 12 home runs, 143 RBI and 87 stolen bases in 101 attempts...as a freshman (2016), appeared in 47 games and batted .412 (61-for-148) with 12 doubles, one home run and 26 RBI, eight stolen bases...as a sophomore (2017), appeared in 37 games and batted .270 (33-for-122) with seven doubles, three home runs, 28 RBI and nine stolen bases...as a junior (2018), appeared in 48 games and batted .366 (70-for-191) with 13 doubles, three triples, three home runs, 50 RBI and 24 stolen bases...as a senior (2019), appeared in 52 games and batted .389 (81-for-208) and 10 doubles, four triples, five home runs, 39 RBI and 46 stolen bases.

**PERSONAL:** Cade Matthew Marlowe...X address is @CadeMarlowe...graduated from Tift Area Academy in Tifton, Georgia.

## CADE MARLOWE'S CAREER STATS

YEAR TEAM	AVG	G	AB	R	H	2B	3B	HR	RBI	SH	SF	HP	BB	SO	SB	CS	E
2019 Everett	.301	62	219	29	66	15	3	3	30	1	4	1	26	62	10	5	3
2020	DNP																
2021 Everett	.259	71	286	52	74	18	5	20	77	0	1	2	36	91	12	7	4
Modesto	.301	34	133	35	40	6	5	6	29	0	2	1	24	40	11	2	4
Tacoma	.667	1	3	0	2	1	0	0	1	0	0	0	1	1	1	0	0
2022 Arkansas	.291	120	447	75	130	18	4	20	86	0	4	12	55	133	36	10	7
Tacoma	.250	13	52	8	13	3	1	3	16	0	0	1	7	23	6	0	0
2023 Tacoma	.257	81	334	59	86	17	6	11	52	0	3	3	39	99	29	4	3
SEATTLE	.239	34	88	14	21	3	2	3	11	0	0	0	12	33	4	2	0
2024 Tacoma	.235	90	344	60	81	8	4	13	45	1	7	4	55	133	43	7	1
SEATTLE	.250	8	8	1	2	0	0	0	0	0	0	0	1	1	0	0	0
2025 ACL Mariners	.308	4	13	2	4	2	0	0	3	0	0	0	3	5	1	1	0
Everett	.429	2	7	2	3	0	0	0	1	0	0	0	2	2	1	0	0
Tacoma	.316	46	152	24	48	12	0	4	22	0	5	2	23	43	12	3	4
<b>Major League Totals-2yrs.</b>	<b>.240</b>	<b>42</b>	<b>96</b>	<b>15</b>	<b>23</b>	<b>3</b>	<b>2</b>	<b>3</b>	<b>11</b>	<b>0</b>	<b>0</b>	<b>0</b>	<b>13</b>	<b>34</b>	<b>4</b>	<b>2</b>	<b>0</b>
<b>Minor League Totals - 6 yrs.</b>	<b>.275</b>	<b>524</b>	<b>1990</b>	<b>346</b>	<b>547</b>	<b>100</b>	<b>28</b>	<b>80</b>	<b>362</b>	<b>2</b>	<b>26</b>	<b>26</b>	<b>271</b>	<b>632</b>	<b>162</b>	<b>39</b>	<b>26</b>

# PLAYER PROFILES



## SHANE McGUIRE

### Catcher

**Born:** April 12, 1999 in Renton, Washington

**Opening Day Age:** 26

**Ht:** 6-0 **Wt:** 228 **B/T:** L/R

**Residence:** Kent, Washington

**Obtained:** Selected in the ninth round by the Athletics of the 2021 First-Year Player Draft



**CAREER SUMMARY:** Played professionally for five seasons in the Athletics organization...appeared in 363 career minor league games and has batted .252 (306-for-1,216) with 56 doubles, four triples, 16 home runs, 160 RBI and 23 stolen bases in 30 attempts...non-roster invitee to 2026 Spring Training.

**2025:** Played in a combined 89 games between Double-A Midland of the Texas League and Triple-A Las Vegas of the Pacific Coast League and batted .268 (81-for-302) with 20 extra-base hits (14 doubles, six home runs), 44 RBI and seven stolen bases in nine attempts...established career highs in hits, RBI and stolen bases...began the season with Midland and appeared in 57 games (April 4 - June 5; July 1 - August 3) and batted .265 (53-for-200) with eight doubles, four home runs and 26 RBI...compiled 16 multiple-hit games (16 two-hit games)...hit safely in a season-high seven straight games (July 26 - August 2) and batted .440 (11-for-25) with 6 RBI over that stretch...in May, batted .246 (17-for-69) with a home run, 6 RBI in 19 games; in July, batted .314 (22-for-70) with a home run, 12 RBI in 20 games. **Midland Top performances:** 2-for-3, BB vs. Corpus Christi (April 16); 2-for-2, 3 BB, HR, 3 RBI vs. Arkansas (April 26); 2-for-3, BB, 2B vs. Corpus Christi (May 10); 2-for-5, RBI vs. San Antonio (May 17-18); 2-for-4, BB, 2B, RBI vs. Frisco (May 25); 2-for-4, RBI vs. Corpus Christi (May 31); 2-for-4, BB vs. Northwest Arkansas (July 9); 2-for-3, BB, 2B vs. Northwest Arkansas (July 12); 2-for-4, BB, RBI vs. San Antonio (July 26); 2-for-4, BB, 2B, 2 RBI vs. Tulsa (July 30); 2-for-3, 2 BB, 2B, RBI vs. Tulsa (August 2)... promoted to the Aviators and made his Triple-A debut on June 6 vs. Tacoma (1-for-3, 2 BB, SB, RBI)...appeared in 32 games (June 6-29; August 6 - September 20) and batted .275 (28-for-102) with six doubles, 2 HR, 18 RBI and five stolen bases in six attempts... recorded eight multiple-hit games (6 two-hit games; 2 three hit games)...in August, batted .288 (15-for-52), 2 HR, 12 RBI in 15 games. **Top Series:** Batted .350 (7-for-20), 8 RBI at Albuquerque (August 19-24); batted .444 (4-for-9), 2 RBI vs. Iowa (August 26-31). **Top Aviators performances:** 3-for-5 vs. Albuquerque (June 28); 3-for-5, double, 2 RBI vs. Albuquerque (August 20); 2-for-4, HR, 2 RBI, SB vs. Salt Lake (August 7); 2-for-5, 2B, BB, 5 RBI, grand slam vs. Albuquerque (August 21); 2-for-4, BB, SB vs. Iowa (August 27); 2-for-4, 2B, BB, RBI vs. Iowa (August 28); 2-for-5, SB, 2 RBI vs. Reno (September 9).

**2024:** Played the entire season with Double-A Midland of the Texas League and appeared in 74 games and batted .238 (59-for-248) with 18 extra-base hits (14 doubles, four home runs) and 35 RBI. **2023:** Played the entire season with Double-A Midland of the Texas League and appeared in 98 games and batted .227 (75-for-330) with 18 extra-base hits (13 doubles, one triple, four home runs) and 36 RBI...established career highs in games played and at bats. **2022:** Appeared in a combined 83 games between Single-A Stockton of the California League and Single-A Lansing of the Midwest League and batted .269 (77-for-286) with 12 doubles, three triples, two home runs and 34 RBI...appeared in 50 games for Stockton and batted .290 (51-for-176) with seven doubles, two triples, home run and 21 RBI...also, appeared in 33 games for Lansing and batted .236 (26-for-110) with five doubles, one triple, home run and 13 RBI. **2021:** Began his professional career with rookie-level ACL Athletics and appeared in 19 games and batted .280 (14-for-50) with three doubles and 9 RBI.

**COLLEGE:** Attended University of San Diego of the West Coast Conference for four seasons (2018-21)...appeared in 162 career games and batted .307 (178-for-579) with 36 doubles, four triples, nine home runs and 93 RBI...as a freshman (2018), appeared in 53 games and batted .287 (50-for-174) with eight doubles, one home run, 15 RBI...named a *Collegiate Baseball* Freshman All-American...as a sophomore (2019), appeared in 52 games and batted .325 (64-for-197) with 12 doubles, home run, 31 RBI...as a junior (2020), appeared in 12 games and batted .469 (15-for-32) with four doubles, home run, 14 RBI...as redshirt-junior (2021), appeared in 45 games and batted .278 (49-for-176) with 12 doubles, three triples, six home runs and 33 RBI.

**PERSONAL:** Shane Christopher McGuire...graduated from Kentwood High School in Covington, Washington.

## SHANE McGUIRE'S CAREER STATS

YEAR TEAM	AVG	G	AB	R	H	2B	3B	HR	RBI	SH	SF	HP	BB	SO	SB	CS	E
2021 ACL Athletics	.280	19	50	7	14	3	0	0	9	0	3	1	7	11	1	0	2
2022 Stockton	.290	50	176	20	51	7	2	1	21	0	2	6	32	42	4	2	6
Lansing	.236	33	110	16	26	5	1	1	13	0	2	4	26	18	2	0	4
2023 Midland	.227	98	330	44	75	13	1	4	38	2	3	6	55	87	3	2	10
2024 Midland	.238	74	248	42	59	14	0	4	35	1	1	2	45	52	6	1	5
2025 Midland	.265	57	200	26	53	8	0	4	26	1	0	4	36	47	2	1	6
Las Vegas	.275	32	102	18	28	6	0	2	18	0	1	1	15	30	5	1	2
Minor League Totals - 5 yrs.	.252	363	1216	173	306	56	4	16	160	4	12	24	216	287	23	7	35

### LAS VEGAS ALL-TIME RECORDS VS. OPPONENTS

TEAM	OVERALL	HOME	ROAD
VS. Albuquerque Isotopes	102-98 (.510)	58-45 (.563)	44-53 (.454)
VS. Calgary Cannons (1985-2002)	117-121 (.492)	70-52 (.574)	47-69 (.405)
VS. Colorado Springs Sky Sox	176-192 (.478)	96-87 (.525)	80-105 (.432)
VS. Edmonton Trappers (1983-2004)	143-150 (.488)	80-72 (.526)	63-78 (.447)
VS. El Paso Chihuahuas	81-81 (.500)	38-45 (.458)	43-36 (.544)
VS. Fresno Grizzlies (Phoenix 1983-97)	306-301 (.504)	154-149 (.508)	152-152 (.500)
VS. Hawai'i Islanders (1983-87)	39-33-1 (.541)	20-13 (.606)	19-20-1 (.488)
VS. Iowa Cubs	53-54 (.495)	21-29 (.420)	32-25 (.561)
VS. Memphis Redbirds	51-53 (.490)	26-22 (.542)	25-31 (.446)
VS. Nashville Sounds	48-53 (.475)	27-20 (.574)	21-33 (.389)
VS. New Orleans Baby Cakes	51-51 (.500)	28-30 (.483)	23-21 (.523)
VS. Oklahoma City Comets	77-78 (.497)	39-46 (.459)	38-32 (.543)
VS. Omaha Storm Chasers	51-52 (.495)	22-23 (.489)	29-29 (.500)
VS. Portland Beavers (2001-10)	77-67 (.535)	39-33 (.542)	38-34 (.528)
VS. Reno Aces	140-157 (.471)	72-79 (.477)	68-78 (.466)
VS. Round Rock Express	49-55 (.471)	33-23 (.589)	16-32 (.333)
VS. Sacramento River Cats	203-227 (.472)	101-103 (.495)	102-124 (.451)
VS. Salt Lake Bees	255-248 (.507)	149-112 (.571)	106-136 (.438)
VS. San Antonio Missions	2-2 (.500)	2-2 (.500)	0-0
VS. Sugar Land Space Cowboys	31-31 (.500)	13-11 (.542)	18-20 (.474)
VS. Tacoma Rainiers	319-317 (.502)	175-147 (.543)	144-170 (.459)
VS. Tucson Padres (2011-13)	26-22 (.542)	12-12 (.500)	14-10 (.583)
VS. Tucson Sidewinders	212-220 (.491)	120-98 (.550)	92-122 (.429)
VS. Vancouver Canadians (1983-99)	116-118 (.496)	65-55 (.542)	51-63 (.447)



# PLAYER PROFILES

## JOEY MENESES

### Infielder


**Born:** May 6, 1992 in Culiacán, Mexico

**Opening Day Age:** 33

**Ht:** 6-3 **Wt:** 215 **B/T:** R/R

**Residence:** Culiacán, Mexico

**Obtained:** Signed as a minor league free agent on November 14, 2025



**CAREER SUMMARY:** Played professionally for 14 seasons in the Atlanta, Philadelphia, Boston, Washington and New York Mets organizations...also, includes one season with Orix of the Japan Pacific League (2019)...played in parts of three Major League seasons with Washington (2022-24)...made his Major League debut vs. New York Mets on August 2, 2022 and became the first Mexican-born player to hit a home run in his ML debut...appeared in 286 career Major League games and has batted .274 (305-for-1,114) with 61 doubles, one triple, 29 home runs and 165 RBI...in 2023, established career highs in games played (154), at bats (611), runs scored (71), hits (168), doubles (36) and RBI (89)...originally signed with Atlanta as a non-drafted free agent on May 9, 2011...signed with Philadelphia as a minor league free agent on February 1, 2018; signed with Boston as a minor league free agent on January 23, 2020; signed with Washington as a minor league free agent on January 7, 2022; signed with New York Mets as a minor league free agent on November 22, 2024...appeared in 1,055 career minor league games and has batted .278 (1,059-for-3,808) with 223 doubles, 26 triples, 107 home runs and 524 RBI...in the Atlanta System, twice named an Organization All-Star by MiLB.com (2014, 2017)...named 2018 International League Most Valuable Player, Rookie of the Year and All-Star with Triple-A Lehigh Valley (130 games/.311, 153-for-492/27 2B/23 HR/82 RBI)...three-time IL Player of the Week (May 5, May 20, August 5)...non-roster invitee to 2026 Spring Training.

**2025:** Played the entire season with Triple-A Syracuse of the International League and appeared in 110 games and batted .265 (102-for-385) with 47 extra-base hits (35 doubles, one triple, 11 home runs) and 55 RBI...compiled 26 multiple-hit games (21 two-hit games; 5 three-hit games)...recorded a season-high nine-game hitting streak (July 20 - August 3) and batted .406 (13-for-32) over that stretch...also, hit safely in eight-straight games (June 8-18) and batted .314 (11-for-35) over that stretch...in April, batted .277 (23-for-83) with 12 2B, 14 RBI in 24 games; in May, batted .247 (21-for-85) with 8 2B, 3 HR, 14 RBI in 24 games; in June, batted .244 (20-for-82) with 5 2B, 8 RBI in 22 games; in July, batted .368 (21-for-57) with 4 2B, 3 HR, 11 RBI in 16 games. **Syracuse Top Performances:** 3-for-4, 2 2B vs. Worcester (March 28); 3-for-5, 3 2B, 2 RBI vs. Scranton/WB (April 6); 3-for-4, 2 RBI vs. Lehigh Valley (April 13); 3-for-5, 2B, HR, 3 RBI vs. Lehigh Valley (May 14); 3-for-3, four runs scored, 2 2B, BB, solo HR vs. Rochester (Game#2-DH May 24); 2-for-4, 2 2B, 2 RBI vs. Scranton/WB (April 2); 2-for-3, 2 2B, BB vs. Lehigh Valley (April 8); 2-for-4, 2B, 3 RBI vs. Lehigh Valley (April 12); 2-for-5, HR, 2 RBI vs. Buffalo (June 8); 2-for-5, 2 RBI vs. Scranton/WB (June 15); 2-for-4, HR, 2 RBI vs. Lehigh Valley (July 8); 2-for-4, HR, 3 RBI vs. Omaha (July 24); 2-for-5, 2B, HR, 4 RBI vs. Omaha (July 26).

**MLB CAREER SUMMARY:** Played in parts of three seasons with the Washington Nationals (2022-24)...appeared in 286 career Major League games and has batted .274 (305-for-1,114) with 61 doubles, one triple, 29 home runs and 165 RBI...made his Major League debut vs. New York Mets on August 2, 2022 and became the first Mexican-born player to hit a home run in his ML debut (off RH Yoan López). **2022:** Appeared in 56 games and batted .324 (72-for-222) with 14 doubles, 13 home runs and 34 RBI...was the first player in franchise history (Montreal/Washington) to have five home runs in his first nine games...in MLB history, only Trevor Story hit more home runs (7) in his first nine games...his 72 hits through his first 56 games were the most by any rookie through his first 56 games in franchise history (Montreal/Washington)...from August 9-14, recorded five straight multiple-hit games, the longest streak by a Nationals player in 2022...recorded both a nine-game hitting streak and an 11-game hitting streak during August...on September 1 vs Athletics, hit his first walk-off home run of the season (10th-inning, three-run home run)...part of one of his two four-hit games...hit the eighth inside-the-park home run in Nationals history vs. Miami on September 16...at the time of his promotion, he led the system with 20 home runs, 64 RBI, 107 hits and 183 total bases with Triple-A Rochester of the International League. **2023:** Appeared in 154 games and batted .273 (168-for-611) with 50 extra-base hits (36 doubles, one triple, 13 home runs) and 89 RBI...established career highs in all statistical categories and was one of just 19 players in the National League to play in at least 154 games...led MLB with 61 hits with runners in scoring position...ranked sixth in the NL (12th in MLB) with a .363 average with runners in scoring position...ranked third in MLB with a .381 average vs. righties with RISP...ranked tied for eighth in the NL in doubles...tied for fifth in NL with 15-game winning RBI and tied for sixth with 27 go-ahead RBI...homered in three straight games for the second time in his career vs. Texas (July 7-9)...homered four times in three games...recorded a career-best 18 game on-base streak from May 21 - June 12). **2024:** Appeared in 76 games and batted .231 (65-for-281) with 11 doubles, three home runs and 42 RBI...opened the season with Washington before being optioned to Triple-A Rochester on July 4...recorded a home run vs. Boston on May 14 and then homered against each of his previous organizations (Atlanta/Boston/Philadelphia). **PERSONAL:** Joey Meneses...pronounced meh-NEH-sess.

## JOEY MENESES' CAREER STATS

YEAR TEAM	AVG	G	AB	R	H	2B	3B	HR	RBI	SH	SF	HP	BB	SO	SB	CS	E
2011 DSL Braves	.206	19	63	5	13	0	0	0	4	0	0	0	7	14	0	0	0
2012 GCL Braves	.303	41	145	13	44	5	5	0	14	0	2	3	9	29	2	4	1
2013 Rome	.257	108	381	36	98	21	4	2	40	1	3	1	28	97	1	5	5
2014 GCL Braves	.357	4	14	3	5	2	0	0	4	0	0	0	0	0	0	0	0
Rome	.283	58	212	30	60	15	3	8	29	1	1	2	22	48	2	1	6
2015 Carolina	.239	113	394	32	94	18	4	3	41	0	4	3	32	80	2	2	6
2016 Carolina	.342	66	243	31	83	19	1	5	31	0	1	1	24	38	2	1	5
Mississippi	.234	63	222	16	52	9	3	2	15	1	0	2	15	40	0	0	1
2017 Mississippi	.292	108	360	44	105	13	0	9	45	1	1	1	38	81	0	0	7
2018 Lehigh Valley	.311	130	492	75	153	27	1	23	82	0	4	0	40	110	0	0	3
2019 Orix (Japan)	.206	29	102	7	21	4	0	4	14	0	3	0	13	28	0	1	1
2020					DNP												
2021 Portland	.303	50	188	31	57	22	1	10	43	0	4	3	12	35	0	1	1
Worcester	.260	38	146	14	38	9	2	5	27	0	3	0	13	39	0	0	1
2022 Rochester	.286	96	374	51	107	14	1	20	64	0	6	2	32	89	1	0	4
WASHINGTON	.324	56	222	33	72	14	0	13	34	0	2	1	15	52	1	0	4
2023 WASHINGTON	.273	154	611	71	168	36	1	13	89	0	3	5	38	130	0	0	0
2024 WASHINGTON	.231	76	281	19	65	11	0	3	42	0	6	5	21	63	2	0	0
Rochester	.254	51	189	29	48	14	0	9	30	0	2	2	18	38	0	0	4
2025 Syracuse	.265	110	385	37	102	35	1	11	55	0	1	4	29	62	2	0	4
<b>Major League Totals-3 yrs.</b>	<b>.274</b>	<b>286</b>	<b>1114</b>	<b>123</b>	<b>305</b>	<b>61</b>	<b>1</b>	<b>29</b>	<b>165</b>	<b>0</b>	<b>11</b>	<b>11</b>	<b>74</b>	<b>245</b>	<b>3</b>	<b>0</b>	<b>4</b>
<b>Minor League Totals - 12 yrs.</b>	<b>.278</b>	<b>1055</b>	<b>3808</b>	<b>447</b>	<b>1059</b>	<b>223</b>	<b>26</b>	<b>107</b>	<b>524</b>	<b>4</b>	<b>32</b>	<b>24</b>	<b>319</b>	<b>800</b>	<b>12</b>	<b>14</b>	<b>48</b>

# PLAYER PROFILES



## KADE MORRIS

### Pitcher


**Born:** June 21, 2002 in Modesto, California

**Opening Day Age:** 23

**Ht:** 6-3 **Wt:** 190 **B/T:** R/R

**Residence:** Reno, Nevada

**Obtained:** Acquired from New York Mets for Paul Blackburn on July 30, 2024



**CAREER SUMMARY:** Played professionally for three seasons in the New York Mets and Athletics organizations...appeared in 57 career minor league games (started 54) and has posted a 13-23 record with one complete game and one save with a 4.42 ERA...allowed 288 hits and has struck out 252 batters in 289.1 innings pitched...originally selected by New York Mets in the third-round of 2023 First-Year Player Draft...ranked by *Baseball America* as the No. 18 prospect (top 30) in the Athletics system entering the 2025 season...named Most Valuable Pitcher, as chosen by the coaching staff, with 2025 Triple-A Las Vegas...ranked by *Baseball America* as the No. 12 prospect (top 30) in the Athletics system entering the 2026 season...non-roster invitee to 2026 Spring Training.

**2025:** Played in a combined 28 games (all starts) between Double-A Midland of the Texas League and Tripe-A Las Vegas of the Pacific Coast League and posted a 9-10 record with one complete game and a 4.38 ERA...allowed 154 hits and struck out 128 batters in 150.0 innings pitched...established career highs in starts, victories, innings pitched and strikeouts...began the season with Midland...appeared nine games and posted a 2-3 record with a 2.79 ERA...allowed 42 hits and struck out 48 batters in 51.2 innings pitched...in April, posted a 1-1 record with a 2.11 ERA (21.1 IP/13 H/23 SO) in four games; in May, posted a 1-2 record with a 3.26 ERA (30.1 IP/29 H/25 SO) in five games. **Top Midland performances:** defeated Corpus Christi on April 15 (7.0 shutout innings/6 H/0 R/1 BB/6 SO); lost to Arkansas on April 22 (6.1 IP/2 H/2 R/2 BB/7 SO); lost to Amarillo on May 3 (6.0 IP/7 H/2 R/1 BB/4 SO); no decision vs. Corpus Christi on May 9 (6.2 IP/4 H/3 R/0 BB/8 SO); lost to Frisco on May 21 (6.0 IP/7 H/2 R/2 BB/4 SO)...joined Las Vegas on May 31...appeared in 19 games and posted a 7-7 record with one complete game and a 5.22 ERA...allowed 112 hits and struck out 80 batters in 98.1 innings pitched (second on the staff)...named PCL Pitcher of the Week (June 16-22)...named Most Valuable Pitcher, chosen by the Aviators coaching staff...in June, posted a 2-1 record with a 4.08 ERA (28.2 IP/32 H/19 SO) in five games; in September, posted a 2-0 record with a 1.59 ERA (17.0 IP/12 H/19 SO) in three games. **Top Aviators performances:** lost to Oklahoma City on June 1 (5.1 IP/7 H/3 R/1 BB/4 SO); defeated Sugar Land on June 19, GM#1/DH (7.0 inning, complete-game shutout/3 H/0 BB/6 SO); defeated Albuquerque on June 25 (7.0 IP/4 H/1 R/1 BB/4 SO); defeated Oklahoma City on July 1 (6.0 IP/7 H/3 R/1 BB/3 SO); no decision vs. El Paso on July 12 (5.0 IP/2 H/3 R/3 BB/3 SO); defeated Albuquerque on August 20 (6.1 IP/8 H/3 R/3 BB/4 SO); defeated Iowa on August 26 (6.0 shutout innings/5 H/1 BB/7 SO); defeated Sacramento on September 6 (6.0 shutout innings/3 H/1 BB/career-high 9 SO); defeated Reno on September 12 (5.0 IP/5 H/2 R/3 BB/3 SO); no decision vs. Salt Lake on September 18 (6.0 IP/4 H/1 R/2 BB/7 SO)...defeated Tacoma in the (PCL) LCS on September 23 (7.0 IP/4 H/1 R/2 BB/2 SO)...helped lead the Aviators to the PCL championship.

**2024:** Began the season in the New York Mets organization...acquired by the Athletics from the Mets for Paul Blackburn on July 30...appeared in a combined 27 games (started 24) with four teams and posted a 4-13 record with one save and a 4.50 ERA...allowed 132 hits and struck out 121 batters in 136.0 innings pitched...began the season with Single-A St. Lucie of the Florida State League and appeared in seven games (started six) and posted a 0-3 record with a 3.63 ERA...allowed 34 hits and struck out 38 batters in 34.2 innings pitched...joined Single-A Brooklyn of the South Atlantic League and appeared in 11 games (started 10) and posted a 4-3 record with a 3.43 ERA...allowed 48 hits and struck out 57 batters in 57.2 innings pitched...after the trade with New York, he joined Single-A Lansing of the Midwest League... appeared in seven games (all starts) and posted a 0-6 record with a 5.92 ERA...allowed 41 hits and struck out 24 batters in 38.0 innings pitched...then joined the Aviators and made his Triple-A debut against Albuquerque on September 14...recorded the save with 3.0 scoreless innings (1 H/2 BB/ 2 SO)...appeared in two games and posted a 0-1 record with a 11.12 ERA...allowed nine hits and struck out two batters in 5.2 innings pitched. **2023:** Began his professional career and appeared in two games (0-0, 2.70 ERA, 3.1 IP, 2 H, 3 SO)...pitched in one game each with rookie-level Florida Complex League Mets and Single-A St. Lucie of the Florida State League.

**COLLEGE:** Attended University of Nevada of the Mountain West Conference for three seasons (2021-23)... appeared in 50 career games (started 19) and posted a 15-14 record with three saves and a 5.34 ERA... allowed 198 hits and struck out 153 batters in 173.2 innings pitched...as a freshman (2021), appeared in 18 games (started one) and posted a 4-2 record with a 7.71 ERA...allowed 34 hits and struck out 15 batters in 25.2 innings pitched...as a sophomore (2022), appeared in 18 games (started four) and posted a 7-5 record with three saves and a 4.32 ERA...allowed 68 hits and struck out 53 batters in 66.2 innings pitched...as a junior (2023), appeared in 14 games (started four) and posted a 4-7 record with two complete games and a 5.42 ERA...allowed 96 hits and struck out 85 batters in 81.1 innings pitched.

**PERSONAL:** Kade Tanner Morris...graduated from Pitman High School in Turlock, California.

## KADE MORRIS' CAREER STATS

YEAR TEAM	W-L	ERA	G	GS	CG	SHO	SV	IP	H	R	ER	HR	HB	BB	SO
2023	FCL Mets	0-0	0.00	1	1	0	0	1.0	1	1	0	0	0	0	0
	St. Lucie	0-0	3.86	1	1	0	0	2.1	1	1	1	0	0	2	3
2024	St. Lucie	0-3	3.63	7	6	0	0	34.2	34	17	14	6	1	11	38
	Brooklyn	4-3	3.43	11	10	0	0	57.2	48	26	22	4	5	19	57
	Lansing	0-6	5.92	7	7	0	0	38.0	41	26	25	3	8	11	24
2025	Las Vegas	0-1	11.12	2	1	0	0	5.2	9	7	7	2	0	4	2
	Midland	2-3	2.79	9	9	0	0	51.2	42	22	16	2	7	11	48
	Las Vegas	7-7	5.22	19	19	1	1	98.1	112	59	57	14	7	37	80
Minor League Totals - 3 yrs.		13-23	4.42	57	54	1	1	289.1	288	159	142	31	28	95	252



# PLAYER PROFILES

## BRADEN NETT

### Pitcher


**Born:** June 18, 2002 in Troy, Missouri

**Opening Day Age:** 23

**Ht:** 6-3 **Wt:** 192 **B/T:** R/R

**Residence:** Troy, Missouri

**Obtained:** Acquired from San Diego with INF Leo De Vries, RHP Henry Baez, RHP Eduarniel Núñez for RHP Mason Miller and LHP JP Sears on July 30, 2025



**CAREER SUMMARY:** Played professionally for four seasons in the San Diego and Athletics organizations...appeared in 61 career minor league games (started 54) and has posted a 13-11 record with a 3.91 ERA...allowed 189 hits and has struck out 239 batters in 214.0 innings pitched...originally signed by San Diego as an undrafted free agent in August 2022...acquired by the Athletics from San Diego with INF Leo De Vries, RHP Henry Baez, RHP Eduarniel Núñez for RHP Mason Miller and LHP JP Sears on July 30, 2025...ranked by *Baseball America* as the No. 6 prospect in the Padres system entering the 2025 season...ranked by *Baseball America* as the No. 5 prospect in the Athletics system entering the 2026 season.

**2025:** Played in a combined 24 games (all starts) between Double-A San Antonio of the Texas League and Double-A Midland of the Texas League and posted a 6-7 record with a 3.75 ERA...allowed 107 hits and struck out 116 batters in 105.2 innings pitched...established career highs in appearances, starts, victories, innings pitched and strikeouts...began the season with San Antonio and appeared in 17 games and posted a 5-4 record with a 3.39 ERA...allowed 71 hits and struck out 86 batters in 74.1 innings pitched...in May, posted a 2-0 record with a 2.84 ERA (19.0 IP/16 H/20 SO) in four games; in June, posted a 3-0 record with a 1.29 ERA (28.0 IP/23 H/31 SO) in five games. **San Antonio Top Performances:** lost to Corpus Christi on April 12 (4.0 IP/2 H/1 R/1 BB/7 SO); defeated Frisco on May 6 (5.1 IP/5 H/2 R/1 BB/7 SO); no decision vs. Frisco on May 11 (5.0 shutout innings/2 H/1 BB/5 SO); defeated Midland on May 17 (6.0 IP/7 H/4 R/4 BB/4 SO); defeated Midland on June 6 (5.0 IP/2 H/1 R/1 BB/6 SO); defeated Amarillo on June 12 (6.0 IP/5 H/3 R/0 BB/8 SO); no decision vs. Frisco on June 18 (5.2 shutout innings/6 H/2 BB/10 SO); defeated Midland on June 24 (6.0 shutout innings/5 H/1 BB/4 SO)...following the trade with the Athletics, joined Midland on August 5...appeared in seven games and posted a 1-3 record with a 4.60 ERA...allowed 36 hits and struck out 30 batters in 31.1 innings pitched...in August, posted a 1-2 record with a 5.31 ERA (20.1 IP/23 H/16 SO) in five games. **Midland Top Performances:** defeated Amarillo on August 10 (5.0 IP/4 H/2 R/1 BB/2 SO); lost to Frisco on August 16 (5.0 IP/7 H/2 R/1 BB/4 SO); no decision vs. Frisco on September 3 (6.2 IP/6 H/2 R/0 BB/career-high 11 strikeouts).

**2024:** Played in a combined 20 games (started 19) between Single-A Fort Wayne of the Midwest League and Double-A San Antonio of the Texas League and posted a 5-2 record with a 3.88 ERA...allowed 52 hits and struck out 73 batters in 65.0 innings pitched...began the season with Fort Wayne and appeared in 19 games (started 18) and posted a 5-2 record with a 4.03 ERA...allowed 48 hits and struck out 70 batters in 60.1 innings pitched...defeated Peoria on August 24 (6.0 IP/4 H/1 R/0 BB/10 SO)...made one start for San Antonio vs. Springfield on September 13 (no decision/4.2 IP/4 H/1 R/5 BB/3 SO). **2023:** Played in a combined 14 games (started 11) between rookie level ACL Padres and Single-A Lake Elsinore of the California League and posted a 2-2 record with a 4.46 ERA...allowed 28 hits and struck out 45 batters in 40.1 innings pitched...appeared in 11 games (started nine) for ACL Padres and posted a 1-2 record with a 4.28 ERA...allowed 17 hits and struck out 32 batters in 27.1 innings pitched...also, appeared in three games (started two) for Lake Elsinore and posted a 1-0 record with a 4.85 ERA...allowed 11 hits and struck out 13 batters in 13.0 innings pitched. **2022:** Began his professional career with rookie level ACL Padres and appeared in three games (0-0, 3.00)...allowed two hits and struck out five batters in 3.0 innings pitched.

**PERSONAL:** Braden Zachary Nett...graduated from Troy-Buchanan High School in Troy, Missouri...attended St. Charles Community College in Cottleville, Missouri.

## BRADEN NETT'S CAREER STATS

YEAR	TEAM	W-L	ERA	G	GS	CG	SHO	SV	IP	H	R	ER	HR	HB	BB	SO
2022	ACL Padres	0-0	3.00	3	0	0	0	0	3.0	2	2	1	0	1	2	5
2023	ACL Padres	1-2	4.28	11	9	0	0	0	27.1	17	13	13	0	2	25	32
	Lake Elsinore	1-0	4.85	3	2	0	0	0	13.0	11	7	7	0	1	12	13
2024	Fort Wayne	5-2	4.03	19	18	0	0	0	60.1	48	33	27	3	3	35	70
	San Antonio	0-0	1.93	1	1	0	0	0	4.2	4	1	1	1	0	5	3
2025	San Antonio	5-4	3.39	17	17	0	0	0	74.1	71	33	28	5	3	34	86
	Midland	1-3	4.60	7	7	0	0	0	31.1	36	16	16	3	3	14	30
Minor League Totals - 4 yrs.		13-11	3.91	61	54	0	0	0	214.0	189	105	93	12	13	127	239

### LAS VEGAS BALLPARK TOP CROWDS

1. Tacoma (May 14, 2019) 12,111
2. Albuquerque (August 16, 2019) 11,757
3. Round Rock (July 3, 2022) 11,368
4. Reno (September 22, 2023) 11,268
5. Sacramento (April 5, 2025) 11,148

# PLAYER PROFILES



## JUNIOR PEREZ

### Outfielder

**Born:** July 4, 2001 in San Cristobal, Dominican Republic

**Opening Day Age:** 24

**Ht:** 6-1 **Wt:** 200 **B/T:** R/R

**Residence:** San Cristobal, Dominican Republic

**Obtained:** Acquired from San Diego for INF Jorge Mateo on November 5, 2020



**CAREER SUMMARY:** Played professionally for seven seasons in the San Diego and Athletics organizations...appeared in 674 career minor league games and has batted .229 (550-for-2,405) with 137 doubles, 21 triples, 83 home runs, 345 RBI and 175 stolen bases in 216 attempts...originally signed by San Diego as an international free agent on July 4, 2017...acquired by the Athletics from San Diego for INF Jorge Mateo on November 5, 2020...added to the Athletics 40-man roster on November 18, 2025...ranked by 2026 *Baseball America's* Best Tools (A's System): Best Power Hitter & Best Defensive Outfielder...ranked by *Baseball America* as the No. 19 prospect (top 30) in the Athletics system entering the 2026 season.

**2025:** Played in a combined 137 games between Double-A Midland of the Texas League and Triple-A Las Vegas of the Pacific Coast League and batted .231 (113-for-490) with 61 extra-base hits (29 doubles, six triples, 26 home runs), 87 RBI and 27 stolen bases in 33 attempts...established career highs in games played, at bats, runs scored (87), doubles, triples, home runs and RBI...led the A's farm system in runs scored, home runs, RBI, walks (87), extra-base hits and total bases (232)...began the season at Midland and appeared in 95 games and batted .201 (68-for-339) with 15 doubles, five triples, 14 home runs, 53 RBI and 16 stolen base in 19 attempts...compiled 15 multiple-hit games (13 two-hit games; 2 three-hit games)...hit safely in a season-high seven straight games (April 12-19) and batted .400 (10-for-25) over that stretch...in April, batted .308 (24-for-78) with 5 2B, 4 HR, 10 RBI in 22 games. **Midland Top performances:** 3-for-4, 2B, 2 HR, 3 RBI, BB, SB, four runs scored vs. San Antonio (May 18); 3-for-4, 3B, HR, 3 RBI vs. Arkansas (July 20); 2-for-4, HR, 2 RBI vs. Corpus Christi (April 17); 2-for-2, BB, RBI, SB vs. Corpus Christi (April 19); 2-for-4, 2B, BB, HR, 3 RBI, SB vs. Arkansas (April 26); 2-for-4, 2B, RBI, three runs scored vs. Amarillo (April 29); 2-for-4, BB, solo HR vs. Amarillo (April 30); 2-for-4, solo HR, BB, SB vs. San Antonio (May 13); 2-for-4, 3B, BB, HR, 3 RBI vs. San Antonio (May 15); 2-for-3, BB, HR, 3 RBI, three runs scored vs. San Antonio (June 25); 2-for-5, 3B, HR, 5 RBI vs. San Antonio (July 26)...promoted to Las Vegas on August 1...appeared in 42 games for the Aviators and batted .298 (45-for-151) with 14 doubles, one triple, 12 home runs, 34 RBI and 11 stolen bases in 14 attempts...compiled 14 multiple-hit games (11 two-hit games; 3 three-hit games)...hit safely in six straight games (August 17-23) and batted .375 (9-for-24), 2 HR, 4 RBI over that stretch...in August, batted .306 (26-for-85), 10 HR, 22 RBI in 24 games; in September, batted .288 (19-for-66), 2 HR, 12 RBI in 18 games. **Top series:** Batted .333 (7-for-21), four solo HR's at Salt Lake (August 5-10); Batted .300 (6-for-20), 2 HR, 5 RBI vs. Tacoma (August 12-17); Batted .350 (7-for-20), 6 RBI vs. Salt Lake (September 16-21). **Las Vegas Top performances:** 3-for-5, double, HR, 3 RBI vs. Reno (August 3); 3-for-5, two stolen bases, solo HR vs. Tacoma (August 17); 3-for-4, 2 HR (grand slam), season-high 6 RBI vs. Iowa (August 28); 2-for-4, double, walk, solo home run vs. Salt Lake (August 7); 2-for-4, three-run HR vs. Tacoma (August 14); 2-for-4, two doubles at Sacramento (September 7); 2-for-4, 2 2B, BB, SB, 2 RBI at Reno (September 9); 2-for-4, BB, SB, HR, 3 RBI at Reno (September 12); 2-for-3, double, SF, 3 RBI vs. Salt Lake (September 17); 2-for-3, 2B, 3B, BB, 3 RBI vs. Salt Lake (September 20); 1-for-2, three walks, stolen base, RBI vs. Iowa (August 27)... appeared in three Playoff games and batted .125 (1-for-8) with 2 RBI, HBP, four walks.

**2024:** Played the entire season with Double-A Midland of the Texas League and batted .220 (75-for-341) with 34 extra-base hits (24 doubles, two triples, eight home runs), 52 RBI and 28 stolen bases in 33 attempts. **2023:** Played the entire season with Single-A Lansing of the Midwest League and appeared in 117 games and batted .237 (103-for-434) with 27 doubles, two triples, 12 home runs, 45 RBI and career-high 41 stolen bases in 50 attempts. **2022:** Played the entire season with Single-A Stockton of the California League and appeared in 116 games and batted .249 (99-for-398) with 21 doubles, two triples, 15 home runs, 62 RBI and 32 stolen bases in 39 attempts. **2021:** Played the entire season with Single-A Stockton of the California League and appeared in 116 games and batted .207 (68-for-329) with 16 doubles, five triples, eight home runs, 34 RBI and 24 stolen bases in 31 attempts. **2020:** Did not play. **2019:** Played the entire season with rookie-level ACL Padres2 and appeared in 51 games and batted .268 (56-for-209) with 14 doubles, two triples, 11 home runs, 39 RBI and 11 stolen bases. **2018:** Began his professional career with rookie-level Dominican Summer League Padres and appeared in 61 games and batted .176 (36-for-204) with six doubles, two triples, three home runs, 26 RBI and five stolen bases.

**PERSONAL:** Junior Jose Perez.

## JUNIOR PEREZ'S CAREER STATS

YEAR	TEAM	AVG	G	AB	R	H	2B	3B	HR	RBI	SH	SF	HP	BB	SO	SB	CS	E
2018	DSL Padres	.176	61	204	26	36	6	2	3	26	0	2	4	53	80	12	5	2
2019	ACL Padres2	.268	51	209	44	56	14	2	11	39	0	2	3	24	59	11	2	3
2020				DNP														
2021	Stockton	.207	95	329	54	68	16	5	8	34	1	2	3	51	145	24	7	6
2022	Stockton	.249	116	398	74	99	21	2	15	62	2	7	5	70	148	32	7	9
2023	Lansing	.237	117	434	67	103	27	2	12	45	3	2	3	51	150	41	9	10
2024	Midland	.220	97	341	50	75	24	2	8	52	2	4	1	42	138	28	5	2
2025	Midland	.201	95	339	50	68	15	5	14	53	3	3	3	57	116	16	3	1
	Las Vegas	.298	42	151	37	45	14	1	12	34	0	1	0	30	49	11	3	2
Minor League Totals - 7 yrs.		.229	674	2405	402	550	137	21	83	345	11	23	22	378	885	175	41	35



# PLAYER PROFILES

## GUSTAVO RODRIGUEZ



### Pitcher

**Born:** January 8, 2001 in Cumana, Venezuela

**Opening Day Age:** 25

**Ht:** 6-3 **Wt:** 200 **B/T:** R/R

**Residence:** Cumana, Venezuela

**Obtained:** Signed as a minor league free agent on December 17, 2025

**CAREER SUMMARY:** Played professionally for seven seasons in the St. Louis and Athletics organizations... appeared in 169 career minor league games (started 25) and has posted a 18-17 record with 18 saves in 26 opportunities and a 3.73 ERA...allowed 297 hits and struck out 337 batters in 323.0 innings pitched...originally signed by St. Louis as an International free agent on July 17, 2018...non-roster invitee to 2026 Spring Training.

**2025:** Played in a combined 39 games between Single-A Lansing of the Midwest League, Double-A Midland of the Texas League and Triple-A Las Vegas of the Pacific Coast League and posted a 2-1 record with a career-high nine saves in 10 opportunities and a 1.64 ERA...allowed 25 hits and struck out 52 batters in 44.0 innings pitched...began the season with Lansing and appeared in six games from April 24 - May 11 with no record with one save and a 0.00 ERA (6.0 IP/1 H/0 R/5 SO)...in May, posted a 0.00 ERA with one save (no record/4.0 IP/1 H/2 SO)...appeared in seven games with Midland from May 14 - June 3 and recorded three saves in 6.1 innings pitched (0-0/0.00 ERA/4 H/0 R/11 SO)...promoted to Las Vegas on June 5...appeared in 26 games and posted a 2-1 record with five saves and a 2.27 ERA...allowed 20 hits and struck out 36 batters in 31.2 innings pitched...appeared in two playoffs games (0-0/0.00 ERA/3.0 IP/1 H/0 R/1 SO)...in June, posted a 1-0 record with a 1.23 ERA (7.1 IP/7 H/10 SO) in six games; in July, posted a 0.00 ERA with one save (no record/7.0 IP/2 H/6 SO) in six games; in September, posted a 1-0 record with three saves and a 0.00 ERA (7.0 IP/3 H/0 R/11 SO) in five games. **Las Vegas Top Performances:** defeated Tacoma in his Triple-A debut on July 6 (1.1 IP/1 H/0 R/2 SO); 1.0 scoreless inning vs. Sugar Land on June 18 (0 H/3 SO); 2.0 scoreless innings vs. Salt Lake on September 19 (2.0 IP/1 H/3 BB/season-high 6 SO)...recorded saves vs. El Paso (July 12); vs. Salt Lake (August 9); vs. Sacramento (September 3 & 5); Reno (September 10).

**2024:** Played in a combined 22 games between Single-A Palm Beach of the Florida State League and Single-A Peoria of the Midwest League and posted a 0-2 record with four saves and a 4.32 ERA...allowed 38 hits and struck out 35 batters in 33.1 innings pitched...appeared in six games for Palm Beach and posted a 0-1 record with three saves and a 3.38 ERA...allowed 10 hits and struck out nine batters in 10.2 innings pitched...also, appeared in 16 games for Peoria and posted a 0-1 record with one save and a 4.76 ERA...allowed 28 hits and struck out 26 batters in 22.2 innings pitched. **2023:** Played in a combined 40 games between Single-A Palm Beach of the Florida State League and Single-A Peoria of the Midwest League and posted a 8-4 record with two saves and a 4.86 ERA...allowed 68 hits and struck out 75 batters in 70.1 innings pitched...established career highs in appearances, victories, innings pitched and strikeouts...appeared in two games with Palm Beach (0-0/6.00 ERA/3.0 IP/4 H/5 SO)...appeared in 38 games with Peoria and posted a 8-4 record with two saves and a 4.81 ERA...allowed 64 hits and struck out 70 batters in 67.1 innings pitched. **2022:** Played the entire season with Single-A Palm Beach of the Florida State League and appeared in 27 games (started one) and posted a 3-2 record with three saves and a 2.65 ERA...allowed 40 hits and struck out 66 batters in 57.2 innings pitched. **2021:** Played in a combined 21 games (started 11) between rookie-level FCL Cardinals and Single-A Palm Beach of the Florida State League and posted a 1-6 record with a 7.26 ERA...allowed 63 hits and struck out 52 batters in 48.1 innings pitched...appeared in five games (started one) with FCL Cardinals and posted a 1-1 record with a 6.75 ERA...allowed 12 hits and struck out 11 batters in 8.0 innings pitched...also, appeared in 16 games (started 10) with Palm Beach and posted a 0-5 record with a 7.36 ERA...allowed 51 hits and struck out 41 batters in 40.1 innings pitched. **2020:** Did not play. **2019:** Played the entire season with Dominican Summer League Cardinals and appeared in 12 games (all starts) and posted a 4-1 record with a 2.04 ERA...allowed 51 hits and struck out 53 batters in 57.1 innings pitched. **2018:** Began his professional career with Dominican Summer League Cardinals and appeared in eight games (started one) and posted a 0-1 record with a 2.25 ERA...allowed 12 hits and struck out four batters in 12.0 innings pitched.

**PERSONAL:** Gustavo Jose Rodriguez.

## GUSTAVO RODRIGUEZ'S CAREER STATS

YEAR	TEAM	W-L	ERA	G	GS	CG	SHO	SV	IP	H	R	ER	HR	HB	BB	SO
2018	DSL Cardinals	0-1	2.25	8	1	0	0	0	12.0	12	6	3	0	0	8	4
2019	DSL Cardinals	4-1	2.04	12	12	0	0	0	57.1	51	22	13	1	5	11	53
2020				DNP												
2021	Palm Beach	0-5	7.36	16	10	0	0	0	40.1	51	40	33	3	2	27	41
	FCL Cardinals	1-1	6.75	5	1	0	0	0	8.0	12	6	6	1	1	3	11
2022	Palm Beach	3-2	2.65	27	1	0	0	3	57.2	40	20	17	4	1	26	66
2023	Palm Beach	0-0	6.00	2	0	0	0	0	3.0	4	2	2	0	0	0	5
	Peoria	8-4	4.81	38	0	0	0	2	67.1	64	37	36	7	4	38	70
2024	Palm Beach	0-1	3.38	6	0	0	0	3	10.2	10	4	4	1	0	4	9
	Peoria	0-1	4.76	16	0	0	0	1	22.2	28	14	12	0	1	10	26
2025	Lansing	0-0	0.00	6	0	0	0	1	6.0	1	0	0	0	0	1	5
	Midland	0-0	0.00	7	0	0	0	3	6.1	4	0	0	0	1	1	11
	Las Vegas	2-1	2.27	26	0	0	0	5	31.2	20	9	8	2	2	21	36
Minor League Totals - 7 yrs, 18-17			3.73	169	25	0	0	18	323.0	297	160	134	19	17	150	337

## Las Vegas Franchise Facts

The 1983 Stars had a team record **THREE** players to drive in 100 or more runs in a single season: PCL MVP Kevin McReynolds (116 RBI), Joe Lansford (116) and Jerry Davis (100).

# PLAYER PROFILES



## BRIAN SERVEN

### Catcher

**Born:** May 5, 1995 in Palm Desert, California

**Opening Day Age:** 30

**Ht:** 6-0 **Wt:** 207 **B/T:** R/R

**Residence:** Palm Desert, California

**Obtained:** Signed as a minor league free agent on December 19, 2025



**CAREER SUMMARY:** Played professionally for nine seasons in the Colorado, Toronto and Detroit organizations... played in parts of three Major League seasons with Colorado (2022-23) and Toronto (2024)...made his Major League debut with Colorado vs. San Francisco on May 18, 2022...recorded his first Major League hit and home run vs. New York Mets on May 21, 2022 (2-for-4, 2 HR, 4 RBI)...appeared in 101 career Major League games and has batted .187 (51-for-273) with nine doubles, one triple, six home runs and 20 RBI...originally selected by Colorado in the fifth round of June 2016 First-Year Player Draft...appeared in 486 career minor league games and has batted .241 (401-for-1,667) with 91 doubles, six triples, 55 home runs and 227 RBI...non-roster invitee to 2026 Spring Training.

**2025:** Began his first season in the Detroit organization...appeared in a combined 69 games between Single-A Lakeland of the Florida State League and Triple-A Toledo of the International League and batted .231 (51-for-221) with 10 doubles, three home runs and 32 RBI...appeared in seven games with Lakeland (April 4-12) and batted .217 (5-for-23) with three doubles and 4 RBI...joined Toledo on April 15 and appeared in 62 games and batted .232 (46-for-198) with seven doubles, three home runs and 28 RBI...compiled 11 multiple-hit games (9 two-hit games; 1 three-hit game; 1 four-hit game)...hit safely in a season-high six straight games (April 22 - May 1) and batted .478 (11-for-23) over that stretch...in April, batted .438 (14-for-32) with 8 RBI in eight games...in June, batted .244 (10-for-41) with 2 2B, 3 RBI in 13 games. **Top Toledo performances:** 4-for-4, RBI vs. Worcester (April 29); 3-for-4, 2B, 3 RBI vs. Indianapolis (April 17); 2-for-6, SB, 2 RBI vs. Omaha (April 22); 2-for-4, RBI vs. Omaha (April 24); 2-for-4, RBI vs. Scranton/Wilkes Barre (May 17); 2-for-3, BB vs. Columbus (June 4); 2-for-3, 2 BB, 2B, 2 RBI, three runs scored vs. St. Paul (June 20); 2-for-3, walk vs. Columbus (August 15); 2-for-3, HBP, SF, 3 RBI vs. Louisville (September 12).

**2024:** Claimed off waivers by Toronto on January 16...began the season with Toronto and appeared in 28 games (over three stints) and batted .159 (10-for-63) with four doubles and 3 RBI...was 2-for-4, 2 RBI vs. New York Yankees (August 2) and 2-for-4, two doubles vs. Boston (August 29)...also, appeared in 40 games for Triple-A Buffalo of the International League and batted .265 (35-for-132) with six doubles, three home runs and 15 RBI. **2023:** Made his first career Opening Day roster with Colorado...appeared in 11 games and batted .130 (3-for-23) with a double, RBI...caught five stealing in 12 attempts (42%)...also, appeared in 38 games for Triple-A Albuquerque of the Pacific Coast League and batted .199 (30-for-151) with five doubles, five home runs and 20 RBI. **2022:** Began the season with Triple-A Albuquerque of the Pacific Coast League and appeared in 23 games and batted .273 (21-for-77) with three doubles, five home runs and 11 RBI...promoted to Colorado on May 18 and made his Major League debut vs. San Francisco on May 18...recorded his first Major League hit and home run vs. New York Mets on May 21 (2-for-4, 2 HR, 4 RBI)...was a career-best 4-for-4, triple vs. Cleveland on June 16...appeared in a career-high 62 games and batted .203 (38-for-187) with four doubles, one triple, six home runs and 16 RBI. **2021:** Made his Triple-A debut with Albuquerque of the Pacific Coast League and appeared in 73 games and batted .250 (63-for-252) with 12 doubles, two triples, career-high 16 home runs and 38 RBI. **2020:** Did not play. **2019:** Appeared in 77 games with Double-A Hartford of the Eastern League and batted .202 (49-for-242) with 12 doubles, nine home runs and 30 RBI. **2018:** Appeared in 83 games with Single-A Lancaster of the California League and batted .268 (78-for-291) with 22 doubles, three triples, 12 home runs and career-best 46 RBI...career-high nine sacrifice bunts. **2017:** Played the entire season with Single-A Asheville of the South Atlantic League and appeared in 49 games and batted .280 (47-for-168) with 14 doubles, one triple, one home run and 19 RBI. **2016:** Began his professional career with rookie-level Grand Junction of the Pioneer League and appeared in 34 games and batted .203 (27-for-133) with seven doubles, one home run and 16 RBI.

**COLLEGE:** Attended Arizona State University in Tempe, Ariz., of the Pac-12 Conference for three seasons (2014-16)...appeared in 162 career games and batted .280 (162-for-578) with 33 doubles, two triples, 13 home runs and 97 RBI...as a freshman (2014), appeared in 50 games and batted .249 (42-for-169) with nine doubles, three home runs and 27 RBI...as a sophomore (2015), appeared in 54 games and batted .294 (57-for-194) with 12 doubles, six home runs and 34 RBI...named 2015 First-Team All-Pac-12 and Second-Team Pac-12 All-Academic...as a junior (2016), appeared in 58 games and batted .293 (63-for-215) with 12 doubles, two triples, four home runs and 36 RBI...named 2016 First-Team Pac-12 All-Conference.

**PERSONAL:** Brian Nicholas Serven...graduated from Palm Desert High School in Palm Desert, Calif....was a three-time letterman in both baseball and basketball...named CIF Division 4 Player of the Year in 2021, two-time First Team All-CIF (2012 & 2013), two-time First Team DUL (2012 & 2013)...his younger brother, Jonathan, played baseball at Long Beach State.

## BRIAN SERVEN'S CAREER STATS

YEAR TEAM	AVG	G	AB	R	H	2B	3B	HR	RBI	SH	SF	HP	BB	SO	SB	CS	E
2016 Grand Junction	.203	34	133	11	27	7	0	1	16	1	1	1	7	22	0	3	6
2017 Asheville	.280	49	168	22	47	14	1	1	19	3	2	6	20	29	3	4	5
2018 Lancaster	.268	83	291	53	78	22	3	12	46	9	8	6	23	68	1	1	8
2019 Hartford	.202	77	242	35	49	12	0	9	30	3	2	7	22	61	1	2	5
2020	DNP																
2021 Albuquerque	.250	73	252	36	63	12	2	16	38	0	2	6	16	61	1	0	6
2022 Albuquerque	.273	23	77	18	21	3	0	5	11	0	1	2	16	15	0	0	5
COLORADO	.203	62	187	19	38	4	1	6	16	2	1	2	13	44	0	0	5
2023 COLORADO	.130	11	23	0	3	1	0	0	1	0	0	0	0	10	0	0	2
Albuquerque	.199	38	151	14	30	5	0	5	20	0	2	1	8	51	0	0	2
2024 Buffalo	.265	40	132	17	35	6	0	3	15	0	0	1	26	46	0	0	1
TORONTO	.159	28	63	6	10	4	0	0	3	1	0	2	5	22	0	0	1
2025 Lakeland	.217	7	23	3	5	3	0	0	4	0	0	1	3	11	0	0	0
Toledo	.232	62	198	28	46	7	0	3	28	0	3	4	28	59	1	0	5
<b>Major League Totals - 3yrs.</b>	<b>.187</b>	<b>101</b>	<b>273</b>	<b>25</b>	<b>51</b>	<b>9</b>	<b>1</b>	<b>6</b>	<b>20</b>	<b>3</b>	<b>1</b>	<b>4</b>	<b>18</b>	<b>76</b>	<b>0</b>	<b>0</b>	<b>8</b>
<b>Minor League Totals - 9 yrs.</b>	<b>.241</b>	<b>486</b>	<b>1667</b>	<b>237</b>	<b>401</b>	<b>91</b>	<b>6</b>	<b>55</b>	<b>227</b>	<b>16</b>	<b>21</b>	<b>35</b>	<b>169</b>	<b>423</b>	<b>7</b>	<b>10</b>	<b>43</b>



# PLAYER PROFILES

## MICHAEL STEFANIC

### Infielder

**Born:** February 24, 1996 in Boise, Idaho

**Opening Day Age:** 30

**Ht:** 5-10 **Wt:** 185 **B/T:** R/R

**Residence:** Tempe, Arizona

**Obtained:** Signed as a minor league free agent on December 12, 2025



**CAREER SUMMARY:** Played professionally for seven seasons in the Los Angeles Angels and Toronto organizations...played in parts of four Major League seasons with the L.A. Angels (2022-24) and Toronto (2025)...made his Major League debut with Angels vs. Houston on July 3, 2022...recorded his first Major League hit with Angels vs. Miami on July 5, 2022 (pinch-hit single of LHP Tanner Scott)...appeared in 99 career Major League games and has batted .227 (58-for-255) with eight doubles, one triple and 14 RBI...originally signed by Los Angeles Angels as a free agent on July 19, 2018...appeared in 571 career minor league games and has batted .323 (683-for-2,112) with 108 doubles, eight triples, 37 home runs, 301 RBI and 37 stolen bases in 63 attempts...two-time (2021 & 2023) Pacific Coast League Post-Season All-Star (second base)...named three-time 2021 & 2022 & 2023 MiLB.com Organization All-Star...captured the 2023 MiLB batting title with Triple-A Salt Lake (.365/139-for-381)...also, with Triple-A Salt Lake, set a franchise record by reaching base safely in 62 consecutive games from September 2, 2022 - June 8, 2023...signed by Toronto as a minor league free agent on December 3, 2024...non-roster invitee to 2026 Spring Training.

**2025:** Appeared in 106 games for Triple-A Buffalo of the International League and batted .287 (104-for-363) with 23 extra-base hits (17 doubles, six home runs), 15 HBP (tied/career-high) and 51 RBI...completed 30 multiple-hit games (22 two-hit games; 8 three-hit games)...recorded a season-high 10-game hitting streak (June 15-28) and batted .326 (15-for-46) with 13 RBI over that stretch...in April, batted .338 (22-for-65) with 2 2B, 10 RBI in 22 games; in June, batted .307 (23-for-75) with 3 HR, 13 RBI in 17 games; in July, batted .314 (22-for-70) with 2 HR, 9 RBI in 18 games; in September, batted .326 (15-for-46) with HR, 7 RBI in 17 games. **Buffalo Top performances:** 3-for-4, BB, RBI vs. Durham (April 11); 3-for-4, 2B vs. Durham (April 13); 3-for-4 vs. Syracuse (April 17); 3-for-5, BB, SB vs. Rochester (April 22); 3-for-4, BB vs. Columbus (June 11); 3-for-4, RBI vs. Lehigh Valley (June 26); 3-for-4 vs. Scranton/WiLe-Barre (July 10); 3-for-5, BB, 2B, RBI vs. Columbus (July 25); 2-for-3, 2 BB, 2 RBI vs. Rochester (April 24); 2-for-4, BB, 2B, RBI vs. Iowa (May 1); 2-for-4, 2 2B vs. Columbus (June 12); 2-for-5, 2 HR, 4 RBI vs. Worcester (June 21); 2-for-5, BB, HR, 4 RBI vs. Worcester (June 22); 2-for-4, BB, 3 RBI vs. Worcester (August 5); 2-for-4, HR, 3 RBI vs. Rochester (September 11)...promoted to Toronto and appeared in nine games (May 11-29) and batted .182 (4-for-22) with three walks...was 2-for-4 vs. Detroit on May 16.

**2024:** Appeared in 40 games for Triple-A Salt Lake of the Pacific Coast League and batted .389 (61-for-157) with 13 doubles, two home runs and 33 RBI...also, appeared in four games with rookie-level ACL Angels from May 13-18 (.286/2-for-7/2 RBI)... appeared in 40 games for the Angels (June 8-24; July 31 - September 29) and batted .218 (24-for-110) with four doubles and 8 RBI. **2023:** Appeared in 99 games for Triple-A Salt Lake of the Pacific Coast League and batted .365 (139-for-381) with 27 extra-base hits (20 doubles, two triples, five home runs) and 62 RBI...captured the MiLB batting title...had four stints with the Angels... appeared in 25 games and batted .290 (18-for-62) with two doubles, one triple and 6 RBI...recorded his first career three-hit game vs. Texas on September 5...recorded his first career walk-off hit vs. New York Yankees on July 17 (10th inning)...named a PCL Post-Season All-Star. **2022:** Began the season with Triple-A Salt Lake of the Pacific Coast League and appeared in 77 games and batted .314 (90-for-287) with 14 doubles, three triples, four home runs and 37 RBI...named PCL Player of the Week (September 5-11) and batted .571 (12-for-21) over that stretch...also, appeared in four games with rookie-level ACL Angels (.231/3-for-13/RBI)...promoted to the Angels and made his Major League debut vs. Houston on July 3...recorded his first Major League hit vs. Miami on July 5 (pinch-hit single of LHP Tanner Scott)...appeared in 25 games for the Angels and batted .197 (12-for-61) with two doubles. **2021:** Played in a combined 125 games between Double-A Rocket City of the Southern League and Triple-A Salt Lake of the Pacific Coast League and batted .336 (165-for-491) with 43 extra-base hits (26 doubles, 17 home runs) and 63 RBI...established career highs in games played, at bats, runs scored (78), hits, extra-base hits, doubles, home runs and RBI...appeared in 21 games for Rocket City and batted .345 (30-for-87) with five doubles, one home run and 9 RBI...promoted to Salt Lake and appeared in 104 games and batted .334 (135-for-404) with 21 doubles, 16 home runs and 54 RBI...finished in the top 10 in PCL in batting average, OBP (.408), hits and total bases (242). **2020:** Did not play. **2019:** Played in a combined 102 games between Single-A Burlington of the Midwest League and Single-A Inland Empire of the California League and batted .282 (106-for-376) with 18 doubles, two triples, three home runs, 47 RBI, career-high 15 HBP, nine stolen bases in 14 attempts... appeared in 22 games with Burlington and batted .333 (24-for-72) with five doubles, one triple and 10 RBI...also, appeared in 80 games with Inland Empire and batted .270 (82-for-304) with 13 doubles, one triple, three home runs and 37 RBI. **2018:** Began his professional career and appeared in a combined 14 games between rookie-level ACL Angels (.393/11-for-28) and rookie-level Orem (.222/2-for-9) of the Pioneer League and batted .351 (13-for-37) with a triple and 5 RBI.

**COLLEGE:** Attended Westmont College in Montecito, Calif., of the Golden State Athletic Conference (NAIA)...finished his career at Westmont College ranked first in program history in at bats (757), runs scored (157), hits (275), doubles, (50), total bases (357) and hit-by-pitches (37)...named to the All-GSAC Team and the GSAC Gold Glove Team all four years during his career...became the first player to earn either award all four years...as a senior, named to the NAIA Gold Glove Team and received NAIA All-American Honorable Mention recognition...team-leader in batting average for the third straight season (.392 average).

**PERSONAL:** Michael Stefanic...pronounced stef-AH-nic...graduated from Timberline High School in Boise, Idaho.

## MICHAEL STEFANIC'S CAREER STATS

YEAR TEAM	AVG	G	AB	R	H	2B	3B	HR	RBI	SH	SF	HP	BB	SO	SB	CS	E
2018 ACL Angels	.393	9	28	2	11	0	1	0	4	1	0	0	4	2	0	0	2
Orem	.222	5	9	1	2	0	0	0	1	0	0	1	0	3	0	1	0
2019 Burlington	.333	22	72	5	24	5	1	0	10	0	0	2	6	8	2	2	2
Inland Empire	.270	80	304	44	82	13	1	3	37	0	1	13	24	39	7	3	9
2020	DNP																
2021 Rocket City	.345	21	87	11	30	5	0	1	9	0	0	2	7	15	0	2	1
Salt Lake	.334	104	404	67	135	21	0	16	54	0	2	7	45	62	6	3	10
2022 ACL Angels	.231	4	13	2	3	0	0	0	1	0	0	0	1	1	0	0	0
Salt Lake	.314	77	287	50	90	14	3	4	37	0	3	8	48	22	4	2	3
L.A. ANGELS	.197	25	61	5	12	2	0	0	0	1	0	2	5	12	0	0	0
2023 Salt Lake	.365	99	381	67	139	20	2	5	62	1	2	11	60	33	8	7	9
L.A. ANGELS	.290	25	62	5	18	2	1	0	6	0	0	1	8	8	0	1	2
2024 ACL Angels	.286	4	7	0	2	0	0	0	2	0	1	0	2	0	0	0	1
Salt Lake	.389	40	157	27	61	13	0	2	33	1	3	3	19	16	4	0	7
L.A. ANGELS	.218	40	110	8	24	4	0	0	8	1	0	3	10	20	0	0	0
2025 Buffalo	.287	106	363	48	104	17	0	6	51	0	5	15	59	44	6	6	9
TORONTO	.182	9	22	1	4	0	0	0	0	0	0	0	3	3	0	0	0
<b>Major League Totals-4 yrs.</b>	<b>.227</b>	<b>99</b>	<b>255</b>	<b>19</b>	<b>58</b>	<b>8</b>	<b>1</b>	<b>0</b>	<b>14</b>	<b>2</b>	<b>0</b>	<b>6</b>	<b>26</b>	<b>43</b>	<b>0</b>	<b>1</b>	<b>2</b>
<b>Minor League Totals - 7 yrs.</b>	<b>.323</b>	<b>571</b>	<b>2112</b>	<b>324</b>	<b>683</b>	<b>108</b>	<b>8</b>	<b>37</b>	<b>301</b>	<b>3</b>	<b>17</b>	<b>62</b>	<b>275</b>	<b>245</b>	<b>37</b>	<b>26</b>	<b>53</b>

# PLAYER PROFILES



## WANDER SUERO

### Pitcher

**Born:** September 15, 1991 in Comendador, D.R.

**Opening Day Age:** 34

**Ht:** 6-4 **Wt:** 196 **B/T:** R/R

**Residence:** Boonton, New Jersey

**Obtained:** Signed as a minor league free agent on November 20, 2025



**CAREER SUMMARY:** Played professionally for 16 seasons in the Washington, Los Angeles Angels, Los Angeles Dodgers, Houston, New York Mets and Atlanta organizations...played in parts of seven Major League seasons with Washington (2018-21), Los Angeles Dodgers (2023), Houston (2024) and Atlanta (2025)...made his Major League debut with Washington vs. Pittsburgh on May 1, 2018 (0.2 IP/0 R)...recorded his first Major League victory vs. New York Yankees on May 15, 2018...appeared in 196 career Major League games and has posted a 15-14 record with one save with a 4.96 ERA...allowed 189 hits and struck out 216 batters in 199.2 innings pitched...originally signed by Washington as an International free agent on February 2, 2010...appeared in 413 career minor league games (started 29) and has posted a 56-29 record with 100 saves in 120 opportunities and a 3.25 ERA...allowed 592 hits and has struck out 659 batters in 689.0 innings pitched...led the Pacific Coast League with 37 saves as a member of Triple-A Sugar Land in 2024...helped lead the Space Cowboys to the 2024 PCL and Triple-A championships...named to the 2024 PCL All-Star Team...named Washington's Minor League Pitcher of the Year in 2017, leading the organization's minor leaguers with 20 saves in 22 opportunities between Double-A Harrisburg and Triple-A Syracuse...also, earned MiLB.com Organization All-Star honors for the 2017 season...non-roster invitee to 2026 Spring Training.

**2025:** Played in a combined 45 games between Triple-A Gwinnett and Triple-A Syracuse of the International and posted a 2-3 record with 13 saves in 14 opportunities with a 1.29 ERA...allowed 36 hits and struck out 64 batters in 48.2 innings pitched...appeared in 43 games with Gwinnett and posted a 2-3 record with 12 saves in 13 opportunities and a 1.35 ERA...allowed 35 hits and struck out 59 batters in 46.2 innings pitched...claimed off waivers by New York Mets on September 4...appeared in two games (September 13 & 16) with Syracuse (0-0/0.00/1 SV/2.0 IP/1 H/5 SO).

**MLB Career Summary:** Played in parts of seven Major League seasons with Washington (2018-21), Los Angeles Dodgers (2023), Houston (2024) and Atlanta (2025)...appeared in 196 career Major League games and has posted one save with a 4.96 ERA...allowed 189 hits and struck out 216 batters in 199.2 innings pitched. **2018:** Appeared in 40 games and posted a 4-1 record with a 3.59 ERA...allowed 43 hits and struck out 47 batters in 47.2 innings pitched...made his Major League debut vs. Pittsburgh on May 1 (0.2 IP/0 R)...recorded his first Major League victory vs. New York Yankees on May 15. **2019:** Played the entire season with the Nationals and appeared in 78 games and posted a 6-9 record with one save and a 4.54 ERA...allowed 64 hits and struck out 81 batters in 71.1 innings pitched...established career highs in appearances, victories, innings pitched and strikeouts...led National League relievers in holds, games and strikeouts...ranked second in the NL and fourth in the Majors in appearances...allowed just five of 31 inherited runners to score (16%), ranking second among NL relievers...has four career postseason appearances, all with the Nationals in the 2019 World Series...appeared in three consecutive games of the Fall Classic (Games 3-4-5, each appearance was scoreless)...Washington defeated Houston, 4-games-to-3. **2020:** Appeared in 22 games and posted a 2-0 record with a 3.80 ERA...allowed 20 hits and struck out 28 batters in 23.2 innings pitched. **2021:** Appeared in 45 games and posted a 2-3 record with a 6.33 ERA...allowed 45 hits and struck out 44 batters in 42.2 innings pitched. **2023:** Appeared in five games for the Los Angeles Dodgers and posted a 1-0 record with a 7.88 ERA (8.0 IP/6 H/9 SO). **2024:** Appeared in one game for Houston (0-1 record/0.0 IP/1 H/1 R). **2025:** Appeared in five games for Atlanta (no record) with a 11.37 ERA...allowed 10 hits and struck out seven batters in 6.1 innings pitched.

**PERSONAL:** Wander Suero...pronounced sue-EH-roh.

## WANDER SUERO'S CAREER STATS

YEAR TEAM	W	L	ERA	G	GS	CG	SHO	SV	IP	H	R	ER	HR	HB	BB	SO
2010 DSL Nationals	2-3	4.72	15	4	0	0	0	0	34.1	35	22	18	2	1	23	39
2011 DSL Nationals	3-2	5.49	16	2	0	0	1	1	39.1	35	27	24	4	4	26	41
2012 DSL Nationals	4-2	3.41	9	8	0	0	0	0	37.0	29	19	14	3	4	12	34
2013 GCL Nationals	8-1	1.65	13	3	0	0	0	0	49.0	27	10	9	2	2	13	46
2014 Hagerstown	4-1	2.13	17	6	0	0	0	3	72.0	59	22	17	3	7	11	62
Potomac	2-1	7.57	12	0	0	0	0	0	27.1	33	23	23	4	6	10	21
2015 Potomac	6-2	2.41	16	5	0	0	0	2	56.0	49	21	15	1	4	18	39
Harrisburg	1-2	6.35	17	0	0	0	0	0	34.0	42	25	24	4	0	14	29
2016 Harrisburg	3-0	2.44	39	0	0	0	0	4	55.1	53	16	15	3	6	21	48
2017 Harrisburg	0-1	1.96	18	0	0	0	0	10	23.0	18	8	5	2	1	5	23
Syracuse	3-1	1.70	36	0	0	0	0	10	65.1	51	18	13	3	3	19	65
2018 Syracuse	1-2	3.71	14	0	0	0	0	1	17.0	16	9	7	1	1	4	16
WASHINGTON	4-1	3.59	40	0	0	0	0	0	47.2	43	20	19	4	4	15	47
2019 WASHINGTON	6-9	4.54	78	0	0	0	0	1	71.1	64	36	36	5	3	26	81
2020 WASHINGTON	2-0	3.80	22	0	0	0	0	0	23.2	20	10	10	1	1	3	10
2021 Rochester	2-1	6.39	12	1	0	0	0	0	12.2	12	9	9	0	0	3	16
WASHINGTON	2-3	6.33	45	0	0	0	0	0	42.2	45	35	30	11	4	15	44
2022 Salt Lake	2-3	6.08	20	0	0	0	0	2	23.2	35	19	16	2	1	9	15
2023 Oklahoma City	6-3	3.26	47	0	0	0	0	17	49.2	32	21	18	6	2	23	53
L.A. DODGERS	1-0	7.88	5	0	0	0	0	0	8.0	6	7	7	2	0	5	9
2024 Sugar Land	7-1	2.66	67	0	0	0	0	37	67.2	48	22	20	8	6	33	71
HOUSTON	0-1	---	1	0	0	0	0	0	0.0	1	1	0	0	0	0	0
2025 Gwinnett	2-3	1.35	43	0	0	0	0	12	46.2	35	12	7	2	4	13	59
Syracuse	0-0	0.00	2	0	0	0	0	1	2.0	1	0	0	0	0	1	0
ATLANTA	0-0	11.37	5	0	0	0	0	0	6.1	10	8	8	3	0	4	7
<b>Major League Totals-7 yrs.</b>	<b>15-14</b>	<b>4.96</b>	<b>196</b>	<b>0</b>	<b>0</b>	<b>0</b>	<b>0</b>	<b>1</b>	<b>199.2</b>	<b>189</b>	<b>117</b>	<b>110</b>	<b>26</b>	<b>14</b>	<b>75</b>	<b>216</b>
<b>Minor League Totals - 13 yrs.</b>	<b>56-29</b>	<b>3.25</b>	<b>413</b>	<b>29</b>	<b>0</b>	<b>0</b>	<b>0</b>	<b>100</b>	<b>689.0</b>	<b>592</b>	<b>295</b>	<b>249</b>	<b>48</b>	<b>52</b>	<b>252</b>	<b>659</b>



# PLAYER PROFILES

## DREW SWIFT

### Infielder


**Born:** February 15, 1999 in Chandler, Arizona

**Opening Day Age:** 27

**Ht:** 6-1 **Wt:** 177 **B/T:** R/R

**Residence:** Chandler, Arizona

**Obtained:** Selected in the eighth round by the Athletics of the 2021 First-Year Player Draft



**CAREER SUMMARY:** Played professionally for four seasons in the Athletics organization...appeared in 289 career minor league games and has batted .241 (245-for-1,016) with 44 doubles, seven triples, four home runs, 100 RBI and 62 stolen bases in 71 attempts...ranked by Baseball America as the No. 15 prospect (top 30) in the Athletics system entering the 2025 season...ranked by 2026 *Baseball America's* Best Tools (A's System): Best Defensive Infielder.

**2025:** Played in a combined 121 games between Double-A Midland of the Texas League and Triple-A Las Vegas of the Pacific Coast League and batted .248 (99-for-400) with 21 extra-base hits (17 doubles, two triples, two home runs), 42 RBI and 20 stolen bases in 23 attempts...established career-highs in games played, at bats, run scored (58), doubles and RBI...began the season with Midland and appeared in 80 games and batted .205 (51-for-249) with eight doubles, two triples, 21 RBI and 15 stolen bases in 17 attempts...compiled 10 multiple-hit games (8 two-hit games; 2 three-hit games)...hit safely in five straight games (June 14-19) and batted .278 (5-for-18) over that stretch...in May, batted .234 (18-for-77) with 3 2B, 2 3B, 5 RBI in 25 games. **Midland Top performances:** 3-for-3, 2B, RBI vs. Corpus Christi (April 19/ DH#1); 3-for-4, 3B, 3 RBI vs. Frisco (May 24); 2-for-5, SB, RBI vs. Arkansas (April 26); 2-for-3, BB, 2 2B vs. Amarillo (May 4); 2-for-4, BB, 3B, SB, three runs scored vs. San Antonio (May 13); 2-for-4, 2B, 3 RBI vs. Corpus Christi (June 1); 2-for-4 vs. San Antonio (June 5); 2-for-5, 2 RBI vs. San Antonio (July 25); 2-for-5, RBI vs. San Antonio (July 26)...joined the Aviators on July 29 and made his Triple-A debut... appeared in 41 games and batted .318 (48-for-151) with nine doubles, two home runs, 21 RBI and five stolen bases...compiled 12 multiple-hit games (10 two-hit games; 1 three-hit game; 1 four-hit game) and hit safely in 33 of 41 games...recorded a season-high nine-game hitting streak (August 20 - September 2) and batted .306 (11-for-36) over that stretch...also, recorded an eight-game hitting streak (August 3-16) and batted .485 (16-for-33) over that stretch...hit safely in seven straight games (September 14-21) and batted .370 (10-for-27) over that stretch...in August: batted .380 (27-for-71), 12 RBI in 20 games; in September: batted .279 (19-for-68), 6 RBI in 18 games. **Top Series:** Batted .462 (6-for-13), 2 RBI at Salt Lake (August 5-10); batted .467 (7-for-15), 3 RBI vs. Tacoma (August 12-17); Batted .391 (9-for-23), 4 RBI vs. Salt Lake (September 16-21). **Aviators Top performances:** 4-for-5, 2B, 2 RBI vs. Salt Lake (August 7); 3-for-5, 2B, 2 RBI vs. Reno (August 3); 2-for-4, 2 RBI vs. Tacoma (August 16); 2-for-4, 2B, BB, RBI vs. Albuquerque (August 20); 2-for-4, run scored vs. Sacramento (September 5); 2-for-3, 2B, BB, RBI vs. Reno (September 10), 2-for-4, SB, 2 RBI vs. Salt Lake (September 16); 2-for-4, 2B, BB, HR, 2 RBI vs. Salt Lake (September 21)...PCL Playoffs (LCS): appeared in two games and batted .000 (0-for-7), walk, run scored.

**2024:** Did not play. **2023:** Appeared in a combined 75 games between rookie-level ACL A's, Single-A Lansing of the Midwest League and Double-A Midland of the Texas League and batted .247 (74-for-299) with 14 doubles, four triples, 37 RBI and nine stolen bases in 12 attempts...appeared in five games for ACL A's and batted .200 (3-for-15) with two doubles and 4 RBI...appeared in six games with Lansing and batted .217 (5-for-23) with two doubles and 4 RBI...played the majority of the season with Midland and appeared in 64 games and batted .253 (66-for-261) with 10 doubles, four triples, 29 RBI and five stolen bases. **2022:** Appeared in 59 games with Single-A Lansing of the Midwest League and batted .253 (56-for-221) with eight doubles, one triple, one home run, 16 RBI and a career-high 21 stolen bases in 23 attempts. **2021:** Began his professional career with rookie-level ACL A's and appeared in two games (0-for-4, walk/HBP)...also, appeared in 32 games for Single-A Lansing of the Midwest League and batted .174 (16-for-92) with five doubles, one home run, 5 RBI and 12 stolen bases in 13 attempts.

**COLLEGE:** Attended Arizona State University in Tempe, Ariz., of the Pac-12 Conference for four seasons (2018-21)...appeared in 172 games and batted .277 (167-for-602) with 24 doubles, five triples, seven home runs and 89 RBI...as a freshman (2018), appeared in 55 games and batted .201 (31-for-154) with two doubles and 15 RBI...as a sophomore, appeared in 47 games and batted .265 (43-for-162) with nine doubles, one triple and 20 RBI...as a junior (2020), appeared in 16 games and batted .365 (23-for-63) with three doubles, one home run and 16 RBI...as a redshirt junior (2021), appeared in 54 games and batted .314 (70-for-223) with 10 doubles, four triples, six home runs and 38 RBI.

**PERSONAL:** Andrew Patrick Swift...graduated from Hamilton High School in Chandler, Arizona.

## DREW SWIFT'S CAREER STATS

YEAR	TEAM	AVG	G	AB	R	H	2B	3B	HR	RBI	SH	SF	HP	BB	SO	SB	CS	E
2021	ACL A's	.000	2	4	2	0	0	0	0	0	0	0	1	1	2	0	0	0
	Lansing	.174	32	92	18	16	5	0	1	5	2	1	2	21	34	12	1	1
2022	Lansing	.253	59	221	38	56	8	1	1	16	0	1	4	30	61	21	2	4
	ACL A's	.200	5	15	3	3	2	0	0	4	0	0	2	7	3	2	0	0
2023	Lansing	.217	6	23	3	5	2	0	0	4	0	0	0	4	9	2	1	0
	Midland	.253	64	261	37	66	10	4	0	29	4	0	1	26	73	5	2	1
2024																		
		DNP																
2025	Midland	.205	80	249	34	51	8	2	0	21	5	2	2	33	71	15	2	6
	Las Vegas	.318	41	151	24	48	9	0	2	21	2	0	0	16	45	5	1	3
<b>Minor League Totals - 4 yrs.</b>		.241	289	1016	159	245	44	7	4	100	13	4	12	138	298	62	9	15

# PLAYER PROFILES



## CHAD WALLACH

### Catcher

**Born:** November 4, 1991 in Yorba Linda, California

**Opening Day Age:** 34

**Ht:** 6-2 **Wt:** 250 **B/T:** R/R

**Residence:** Anaheim Hills, California

**Obtained:** Signed as a minor league free agent on January 18, 2026



**CAREER SUMMARY:** Played professionally for 13 years in the Miami, Cincinnati, Los Angeles Dodgers, Los Angeles Angels and Texas organizations...played in parts of eight Major League seasons with Cincinnati (2017), Miami (2018-21) and Los Angeles Angels (2022-23, 2025)...made his Major League debut with Cincinnati vs. Pittsburgh on August 27, 2017...recorded his first Major League hit with Cincinnati vs. St. Louis on September 20, 2017...recorded his first Major League home run (3-for-4, three-run HR) with Miami vs. Cincinnati on September 23, 2018...appeared in 156 career Major League games and has batted .198 (79-for-400) with 15 doubles, two triples, 11 home runs and 39 RBI...originally selected by Miami in the fifth round of the June 2013 First-Year Player Draft...appeared in 756 career minor league games and has batted .247 (636-for-2,578) with 137 doubles, five triples, 78 home runs and 350 RBI...non-roster invitee to 2026 Spring Training.

**2025:** Began the season in the Texas organization...was released by the Rangers on June 5 and then signed a minor-league contract with the Los Angeles Angels on June 10...appeared in a combined 67 games between Triple-A Round Rock and Triple-A Salt Lake of the Pacific Coast League and batted .248 (57-for-230) with 10 doubles, one triple, 10 home runs and 43 RBI...appeared in 28 games for the Express and batted .245 (24-for-98) with four doubles, 4 home runs and 18 RBI...compiled eight multiple-hit games (7 two-hit games; 1 three-hit game)...recorded a seven-game hitting streak (May 14-24) and batted .379 (11-for-29) over that stretch...in May, batted .283 (17-for-60) with 3 2B, 2 HR, 13 RBI in 16 games. **Round Rock Top performances:** 3-for-5, HR, 2 RBI vs. Salt Lake (June 4); 2-for-2, 2BB, RBI vs. Toledo (April 1); 2-for-5, HR, 3 RBI vs. Sugar Land (May 4); 2-for-4, 2B, BB, HR, 2 RBI vs. Charlotte (May 24)...also, appeared in 39 games for the Bees and batted .250 (33-for-132) with six doubles, one triple, six home runs and 25 RBI...compiled eight multiple-hit games (5 two hit games; 3 three-hit games). **Salt Lake Top performances:** 3-for-5, 2 HR, 8 RBI vs. Reno (June 24); 3-for-4, BB, RBI vs. Reno (June 26); 3-for-4, RBI vs. El Paso (September 2); 2-for-4, HR, 2 RBI vs. El Paso (September 5); 2-for-4, HR, 2 RBI vs. Tacoma (September 11).

**MLB CAREER SUMMARY:** Played in parts of eight Major League seasons with Cincinnati (2017), Miami (2018-21) and Los Angeles Angels (2022-23, 2025)...appeared in 156 career Major League games and has batted .198 (79-for-400) with 15 doubles, two triples, 11 home runs and 39 RBI. **2017:** Appeared in six games for Cincinnati (.091/1-for-11)...recorded his first ML hit vs. St. Louis on September 20, 2017. Made his first career Opening Day Roster...appeared in 15 games for Miami and batted .178 (8-for-45) with a double, home run and 5 RBI...recorded his first home run (3-for-4, three-run HR) vs. Cincinnati on September 23 (off RH Michael Lorenzen, his former college teammate). **2019:** Made his second career Opening Day Roster...appeared in 19 games for Miami and batted .250 (12-for-48) with three doubles, one home run and 3 RBI. **2020:** Made his third career Opening Day Roster...appeared in 15 games for Miami and batted .227 (10-for-44) with three doubles, one home run and 6 RBI...recorded his postseason debut and hit in 2020 N.L. Wild Card Series Game 1 vs. Chicago Cubs and started all five Marlins playoff games as catcher (two games vs. Cubs and three games vs. Atlanta). **2021:** Appeared in 23 games for Miami and batted .200 (12-for-60) with two doubles, one triple and 8 RBI. **2022:** Appeared in 12 games for Los Angeles Angels and batted .143 (5-for-35) with a double, home run and 4 RBI...was behind the plate for left-hander Reid Detmer's no-hitter vs. Tampa Bay on May 10...also hit a three-run home run in that game. **2023:** Appeared in a career-high 65 games for the Los Angeles Angels and batted .197 (31-for-157) with five doubles, one triple, career-best seven home runs and 15 RBI. **2025:** Appeared in one game for the Los Angeles Angels (0-for-0).

**COLLEGE:** Attended Cal State Fullerton of the Big West Conference for three seasons (2011-13)...appeared in 102 career games and batted .272 (70-for-257) with 18 doubles, one triple, two home runs and 42 RBI...as a junior (2013), appeared in 50 games and batted .309 (50-for-162) with 14 doubles, one triple, two home runs and 32 RBI...named to the 2013 ABCA/Rawlings West Region second team and the Big West Conference second team. **PERSONAL:** Chad Arthur Wallach...pronounced WAHL-ick...graduated from Calvary Chapel High School in Santa Ana, California...first-team All-Orange Coast League honors as a junior...as a senior, earned first-team All-Orange Coast League and All-CIF Second Team...son of former Major League Homer Wallach, a five-time All-Star, three-time Gold Glove Award winner and two-time Silver Slugger winner...played 17 years in the Major Leagues with Montreal (1980-92), Los Angeles Dodgers (1993-96) and Angels (1996)...his two brothers both played in the minor leagues: Matt, a catcher (2007-13 with L.A. Dodgers) and Brett, a right-handed pitcher (2009-12 with L.A. Dodgers and Chicago Cubs).

## CHAD WALLACH'S CAREER STATS

YEAR TEAM	AVG	G	AB	R	H	2B	3B	HR	RBI	SH	SF	HP	BB	SO	SB	CS	E
2013 Batavia	.226	43	146	19	33	6	0	0	13	0	2	4	11	27	0	0	6
2014 Greensboro	.321	78	271	50	87	19	1	7	49	2	3	4	50	39	3	0	4
Jupiter	.328	19	64	4	21	3	0	0	8	0	1	1	12	7	0	0	1
2015 Daytona	.246	106	370	41	91	28	1	3	32	1	3	7	39	77	2	3	8
2016 Pensacola	.240	69	200	27	48	10	0	8	30	3	1	2	37	46	0	1	4
2017 Louisville	.226	64	226	28	51	12	0	9	18	0	0	4	13	62	1	0	3
CINCINNATI	.091	6	11	0	1	0	0	0	0	0	0	0	0	5	0	0	1
2018 GCL Marlins	.357	4	14	2	5	1	0	0	5	0	0	0	2	1	0	0	0
New Orleans	.224	44	147	20	33	7	0	3	16	1	3	3	20	47	0	1	0
MIAMI	.178	15	45	4	8	1	0	1	5	1	0	2	4	23	0	0	2
2019 Jupiter	.000	2	5	0	0	0	0	0	0	0	0	0	0	2	0	0	0
New Orleans	.200	2	5	2	1	0	0	0	0	0	0	1	1	3	0	0	0
MIAMI	.250	19	48	4	12	3	0	1	3	0	0	0	6	12	0	0	1
2020 MIAMI	.227	15	44	4	10	3	0	1	6	1	0	0	3	12	0	0	0
2021 Jacksonville	.204	31	103	11	21	2	0	7	17	0	0	4	23	35	0	0	0
Oklahoma City	.000	1	3	1	0	0	0	0	0	0	0	0	1	1	0	0	0
Salt Lake	.223	39	148	30	33	7	0	8	22	0	1	2	20	45	0	0	1
MIAMI	.200	23	60	2	12	2	1	0	6	0	2	1	3	32	0	0	2
2022 Salt Lake	.219	89	319	40	70	16	1	9	43	0	5	5	36	95	3	0	8
L.A. ANGELS	.143	12	35	3	5	1	0	1	4	1	0	0	4	9	0	0	0
2023 Salt Lake	.361	11	36	6	13	1	0	2	8	0	1	0	6	7	1	0	2
L.A. ANGELS	.197	65	157	18	31	5	1	7	15	2	0	0	13	57	0	1	2
Salt Lake	.247	87	291	31	72	15	1	12	46	0	3	6	35	96	2	2	8
2024 Round Rock	.245	28	98	15	24	4	0	4	18	0	2	1	13	31	0	0	1
Salt Lake	.250	39	132	18	33	6	1	6	25	2	0	2	9	34	0	1	3
L.A. ANGELS	.000	1	0	0	0	0	0	0	0	0	0	0	0	0	0	0	0
<b>Major League Totals - 8 yrs.</b>	<b>.198</b>	<b>156</b>	<b>400</b>	<b>35</b>	<b>79</b>	<b>15</b>	<b>2</b>	<b>11</b>	<b>39</b>	<b>5</b>	<b>2</b>	<b>3</b>	<b>33</b>	<b>150</b>	<b>0</b>	<b>1</b>	<b>8</b>
<b>Minor League Totals - 12 yrs.</b>	<b>.247</b>	<b>756</b>	<b>2578</b>	<b>345</b>	<b>636</b>	<b>137</b>	<b>5</b>	<b>78</b>	<b>350</b>	<b>9</b>	<b>25</b>	<b>46</b>	<b>328</b>	<b>655</b>	<b>12</b>	<b>8</b>	<b>49</b>



# PLAYER PROFILES

## TOMMY WHITE

### Infielder

**Born:** March 2, 2003 in St. Petersburg, Florida

**Opening Day Age:** 23

**Ht:** 6-1 **Wt:** 228 **B/T:** R/R

**Residence:** St. Pete Beach, Florida

**Obtained:** Selected in the second round by the Athletics of the 2024 First-Year Player Draft



**CAREER SUMMARY:** Played professionally for two seasons in the Athletics organization...appeared in 118 career minor league games and has batted .263 (123-for-467) with 25 doubles, 14 home runs and 65 RBI...ranked by *Baseball America* as the No. 10 prospect in the Athletics system entering the 2025 & 2026 seasons...non-roster invitee to 2026 Spring Training.

**2025:** Played in a combined 93 games between Single-A Lansing of the Midwest League and Double-A Midland of the Texas League and batted .275 (99-for-360) with 35 extra-base hits (23 doubles, 12 home runs) and 51 RBI...began the season with Lansing and appeared in 66 games and batted .260 (66-for-254) with 29 extra-base hits (18 doubles, 11 home runs) and 36 RBI...compiled 19 multiple-hit games (15 two-hit games; 4 three-hit games)...hit safely in a season-high 17 straight games (April 15 - May 3) and batted .412 (28-for-68) over that stretch...in April, batted .287 (27-for-94) with 9 2B, 2 HR, 9 RBI in 23 games; in May, batted .412 (14-for-34) with 5 HR, 7 RBI in 10 games. **Lansing Top performances:** 3-for-4, double, walk vs. Wisconsin (April 16); 3-for-5, double, walk, HR, 2 RBI vs. Fort Wayne (April 22); 3-for-5, double, solo HR vs. Beloit (May 27); 3-for-5, SB, 2 RBI vs. Fort Wayne (July 2); 2-for-5, 2B, RBI vs. Great Lakes (April 8); 2-for-4, double, 2 RBI vs. Fort Wayne (April 25); 2-for-3, HR, 2 RBI vs. Beloit (May 30); 2-for-5, solo HR vs. Dayton (June 24); 2-for-4, HR, 4 RBI vs. Fort Wayne (July 6); 2-for-3, two doubles, walk, 2 RBI vs. West Michigan (July 18)...joined Midland on July 29 and appeared in 27 games and batted .311 (33-for-106) with five doubles, home run and 15 RBI...compiled eight multiple-hit games (5 two-hit games; 2 three-hit games; 1 four-hit game)...hit safely in seven straight games (August 21 - September 14) and batted .414 (12-for-29) over that stretch...in August, batted .313 (26-for-83) with 3 2B, HR, 11 RBI in 22 games. **Midland Top performances:** 4-for-5, double, RBI vs. Amarillo (August 5); 3-for-4, solo home run vs. Wichita (August 23); 3-for-5, walk, double, RBI vs. Amarillo (September 14); 2-for-4, walk, double, 2 RBI vs. Frisco (August 12); 2-for-4, walk, RBI vs. Frisco (August 13).

**2024:** Began his professional career with Single-A Stockton of the California League...appeared in 25 games and batted .224 (24-for-107) with two doubles, two home runs and 14 RBI.

**COLLEGE:** Attended North Carolina State University of the Atlantic Coast Conference for one season (2022) and then transferred to Louisiana State University of the Southeastern Conference for two seasons (2023-24)...appeared in 187 career games and batted .355 (279-for-787) with 48 doubles, triple, 75 home runs and 249 RBI...the 75 home runs ranks eighth most all-time in NCAA history...as a freshman (2022), he appeared in 55 games and batted .362 (85-for-235) with 12 doubles, 27 home runs and 74 RBI...as a sophomore (2023), appeared in 66 games and batted .374 (102-for-273) with 24 doubles, 24 home runs and 105 RBI...as a junior (2024), appeared in 66 games and batted .330 (92-for-279) with 12 doubles, one triple, 24 home runs and 70 RBI...member of the 2023 College World Series championship team with teammates Paul Skenes and Dylan Crews...White hit a walk-off home run in the 11th inning against Wake Forest in the semifinal game to help lead LSU to the championship game...honors include: **2024** - Second-Team All-American (ABCA, NCBWA); Third-Team All-American (*Baseball America*); Second-Team All-SEC; First-Team ABCA All-South Region; SEC Academic Honor Roll. **2023** - First-Team All-American (*Baseball America*, *Collegiate Baseball*, NCBWA); Second-Team All-American (D1 Baseball); College World Series All-Tournament Team; First-Team All-SEC; Golden Spikes Award and Dick Howser Trophy Semifinalist; ABCA All-South Region Team; Louisiana Newcomer of the Year; *Collegiate Baseball* National Player of the Week (March 13 & May 15); SEC Player of the Week (March 20 & April 17). **2022** - ACC Freshman of the Year; All-ACC First Team; Golden Spikes Award and Dick Howser Trophy Semifinalist.

**PERSONAL:** Thomas Anthony White...graduated from IMG Academy in Bradenton, Florida...voted an All-American by Perfect Game and by Under Armour...won the Under Armour home run derby title...his father, Tom, played football at Benedictine University (1983-84).

## TOMMY WHITE'S CAREER STATS

YEAR TEAM	AVG	G	AB	R	H	2B	3B	HR	RBI	SH	SF	HP	BB	SO	SB	CS	E
2024 Stockton	.224	25	107	15	24	2	0	2	14	0	0	3	9	21	0	0	1
2025 Lansing	.260	66	254	38	66	18	0	11	36	0	2	4	22	37	3	0	13
Midland	.311	27	106	11	33	5	0	1	15	0	0	0	7	17	0	1	5
Minor League Totals - 2 yrs.	.263	118	467	64	123	25	0	14	65	0	2	7	38	75	3	1	19

# LAS VEGAS BALLPARK



## LAS VEGAS BALLPARK (8.196) - HOME OF THE AVIATORS

### OVERVIEW:

**Las Vegas Ballpark®**, located on eight acres in Downtown Summerlin® just south of City National Arena, practice facility of the Vegas Golden Knights, is the home of the **Las Vegas Aviators®** professional baseball team of the Pacific Coast League, Triple-A affiliate of the Athletics.

Las Vegas Ballpark provides a wide range of seating options including 22 suites, club seats, berm seating, party zones and decks, picnic tables, kids' zone, bars and a pool beyond the outfield wall. Designed to create a festival-like atmosphere in Downtown Summerlin, the site is landscaped to complement the surrounding master planned community and is easily accessed from all regions of the valley via the 215 Beltway.

<b>LOCATION:</b> <b>Las Vegas Ballpark</b> <b>1650 S. Pavilion Center Drive</b> <b>Las Vegas, NV 89135</b>	<b>SITE ACRAGE:</b> 7.65 Acres
Off the 215 Beltway between Sahara Ave & Charleston Blvd	<b>SQUARE FOOTAGE*:</b> Service Level GSF: 61,855 SF Concourse Level GSF: 29,465 Suite Level GSF: 30,750 SF Press Level GSF: 4,945 SF Main Roof SF: 49,213 SF Ancillary Roofs: 23,428 SF
<b>GRAND OPENING DATE:</b> April 9, 2019	

<b>LEVELS:</b>	<b>FIELD</b>	<b>CONCOURSE</b>	<b>CLUB</b>	<b>PRESS</b>
----------------	--------------	------------------	-------------	--------------

<b>PREMIUM SEATING:</b> 342 Suite Seats 22 Suites (2 party suites, 1 owner suite, 1 corporate suite, 18 private suites)	<b>SEATING (ALL 4TOPPS MESH SEATS):</b> Approximately 8,200 fixed seats <b>8,196</b> capacity 7,905 bolted seats (250 Swivel Seats) 63 ADA Seats 63 Folding Seats 212 Barstools
400 Club Seats 350 Party Deck Seats	

<b>ARCHITECT:</b> HOK	<b>GENERAL CONTRACTOR:</b> Hunt/Penta
--------------------------	--

*\*NOTE: Gross square footage includes only enclosed spaces -- does not include decks or concourses*



**Las Vegas Ballpark has recorded a total of 104 sellouts in six seasons!**



# LAS VEGAS BALLPARK

## FOOD AND BEVERAGE:

Professional Sports Catering (PSC) is the official hospitality partner for Las Vegas Ballpark

### FAN AMENITIES:

6,700 SF premium club

Berm seating overlooking players' bullpen

Outfield bar and picnic area

Kids play area

Outdoor pool in centerfield – capacity is 50 people

360-degree circulation within the ballpark

### CONSTRUCTION FACTS:

150 miles low voltage cable

60 miles of feeder and branch circuit wiring

Approximately 12,800 cubic yards of concrete

1,210 tons rebar

Approximately 1,500 Tons of Steel

## LAS VEGAS BALLPARK YEAR-BY-YEAR ATTENDANCE

YEAR/AFF.	DATES	TOTAL	AVG.	TOTAL
2025 (Athletics)	75	491,889	6,559	15,078,273++
2024 (Oakland)	74	481,802	6,511	14,586,384
2023 (Oakland)	74	506,047	6,838	14,104,582
2022 (Oakland)	75	518,221	6,910	13,598,535
2021 (Oakland)	65	428,369	6,590	13,080,314
2020 (Oakland)	<i>Minor League Baseball season canceled due to COVID-19 pandemic</i>			
2019 (Oakland)	70	*650,934	9,299	12,651,945

Las Vegas Ballpark regular season attendance total over six seasons (2019, 2021-25) is 3,077,262 which includes **104** sellouts!

\*In 2019, the Aviators led all Minor League Baseball in attendance which included 47 sellouts and 23 crowds of 10,000 plus

*In 2021, the Aviators led Triple-A West in home attendance; In 2022, the Aviators led PCL in home attendance*

### LARGEST SINGLE SEASON HOME ATTENDANCE:

2019 650,934 70 dates 9,299 average

2022 518,221 75 dates 6,910 average ++(36 seasons: Cashman Field, 1983-2018)

**NOTE:** 650,934 total was the highest single-season attendance figure since:

2014 (Triple-A Charlotte: 687,715; 9,686 average)

2015 (Triple-A Sacramento: 672,354; 9,338 average)


2015 (Triple-A Charlotte: 669,398; 9,428 average)

### All-Time Minor League Baseball single-season attendance record:

1991 Triple-A Buffalo Bisons: 1,240,951 (capacity 20,000)

## LAS VEGAS BALLPARK FIRSTS IN TRIPLE-A BASEBALL HISTORY. . .

Home Game	W, 10-2 vs. Sacramento (4/9/19)
First Pitch	7:14 p.m. (RH Chris Bassitt to CF Mike Gerber, swing & miss - vs. Sacramento 4/9/19)
First at bat & hit, Opponent	Mike Gerber doubled down RF line (vs. Sacramento 4/9/19)
First out, Opponent	SS Abiatel Avelino, groundout 5-3 (vs. Sacramento 4/9/19)
First at bat & hit, Las Vegas	SS Jorge Mateo singles to RCF (vs. Sacramento 4/9/19)
First out, Las Vegas	OF Dustin Fowler struck out (vs. Sacramento 4/9/19)
First double, Las Vegas	3B Sheldon Neuse vs. Sacramento (4/10/19)
First triple, Las Vegas	3B Sheldon Neuse vs. Sacramento (4/9/19)
First RBI, Las Vegas	OF Mark Payton, bases loaded RBI single to CF (vs. Sacramento 4/9/19)
First Home Run, Las Vegas	C Sean Murphy, 3-run HR to RCF (vs. Sacramento 4/11/19)
First Home Run, LV (splash in pool)	1B Seth Brown, 2-run HR in 5th inning vs. Fresno (4/15/19)
First Grand Slam, Las Vegas	OF Skye Bolt vs. Fresno (4/14/19)
First Inside-The-Park HR, Las Vegas	INF Eric Campbell vs. Fresno (5/5/19)
First Stolen Base, Las Vegas	SS Franklin Barreto, 3rd inning vs. Sacramento (4/10/19)
First Strikeout, opponent	RF Mac Williamson (by RH Chris Bassitt) vs. Sacramento (4/9/19)
Pitching Win, Las Vegas	RHP Daniel Mengden vs. Sacramento (4/9/19)
Home Win	W, 10-2 vs. Sacramento (4/9/19)
Home Loss	L, 6-5 vs. Fresno (4/14/19)
First Series Sweep	vs. Sacramento (4/9-4/11/19)
First Sellout	11,036-grand opening vs. Sacramento (4/9/19)
Largest Crowd	12,111 vs. Tacoma (5/14/19)



## 2026 HISTORY & RECORDS

AVIATORSLV.COM | THELVBALLPARK.COM



# 2025 AVIATORS FINAL STATISTICS

PLAYER	AVG	G	AB	R	H	2B	3B	HR	RBI	BB	SO	SB	CS	OBP	SLG	E
*Alexander, CJ, OF	.252	42	159	31	40	7	2	10	33	24	47	2	1	.348	.509	3
Angeles, Euriel, INF	.288	43	146	25	42	8	0	0	14	14	17	4	1	.358	.342	6
*Avans, Drew, OF	.328	48	189	41	62	8	1	4	34	30	31	16	5	.414	.444	1
*Bleday, JJ, OF	.353	28	119	23	42	6	1	6	23	12	25	3	1	.409	.571	2
Bolte, Henry, OF	.300	34	120	23	36	6	2	2	14	16	46	13	0	.404	.433	3
Bowman, Cooper, INF	.236	72	259	37	61	12	3	6	41	32	71	21	1	.326	.375	3
Clarke, Denzel, OF	.280	32	107	26	30	8	3	0	21	23	30	7	1	.430	.411	1
*Cortes, Carlos, OF	.322	71	267	55	86	24	0	17	77	41	46	2	0	.414	.603	1
#Davidson, Logan, OF/INF	.263	73	262	48	69	12	1	7	40	64	87	7	1	.412	.397	6
Gelof, Zach, INF	.256	47	176	46	45	10	0	12	31	34	54	12	0	.371	.517	4
*Halter, Colby, INF	.203	34	118	16	24	6	2	3	16	9	46	6	1	.271	.364	2
Harris, Brett, INF	.282	59	216	40	61	11	0	12	39	28	38	7	1	.369	.500	2
Hernaiz, Darell, INF	.305	96	387	67	118	28	3	4	50	46	51	12	0	.383	.424	13
*Kurtz, Nick, INF	.321	20	84	18	27	7	0	7	24	10	26	0	0	.385	.655	2
Lasko, Ryan, OF	.256	13	43	5	11	1	0	1	5	4	10	2	0	.313	.349	0
Lavastida, Bryan, C/INF	.348	23	89	10	31	3	2	4	17	9	12	4	0	.404	.562	1
#Lopez, Alejo, INF/OF	.268	117	414	61	111	16	2	5	48	48	66	17	3	.365	.353	9
MacIver, Willie, C	.362	54	207	43	75	12	2	7	56	21	44	8	2	.426	.541	5
*Mann, Luke, INF	.200	14	45	6	9	2	1	3	7	8	19	1	0	.315	.489	2
*Martini, Nick, OF	.259	74	290	70	75	19	1	10	44	50	66	0	0	.383	.434	1
*McGuire, Shane, C/INF	.275	32	102	18	28	6	0	2	18	15	30	5	1	.370	.392	2
Milone, Brennan, INF	.270	14	37	12	10	2	1	2	8	7	14	0	0	.378	.541	2
Muncy, Max, INF	.291	15	55	9	16	3	0	0	8	3	14	0	3	.369	.345	0
Perez, Junior, OF	.298	42	151	37	45	14	1	12	34	30	49	11	3	.412	.642	2
Susac, Daniel, C	.275	97	360	48	99	19	1	18	68	35	109	7	3	.349	.483	8
Swift, Drew, INF	.318	41	151	24	48	9	0	2	21	16	45	5	1	.383	.417	3
Thomas, Colby, OF	.291	82	333	66	97	21	2	18	74	32	103	7	4	.366	.529	2

Total-All Batters	.288		5268		1519		34		931		1275		33		.467	
				978		305		190		702		182		.378		106

PITCHER	W-L	ERA	G	GS	CG	SHO	SV	IP	H	R	ER	HR	HB	BB	SO	WP	AVG
Alexander, Jason	1-0	1.27	5	5	0	0	0	21.1	17	6	3	1	1	8	21	1	.218
Alvarado, Elvis	2-1	3.38	25	0	0	0	8	29.1	20	13	11	3	1	13	34	3	.189
Barnett, Mason	6-2	6.13	25	23	0	0	0	119.0	125	81	81	17	6	65	124	7	.265
*Basso, Brady	0-0	9.00	7	0	0	0	0	8.0	11	8	8	1	0	3	9	0	.314
Baum, Tyler	0-3	10.97	12	0	0	0	0	10.2	15	17	13	4	2	10	12	0	.319
Beers, Blake	0-2	6.59	12	5	0	0	0	28.2	41	23	21	6	2	10	32	0	.331
Bido, Osvaldo	2-0	5.71	4	3	0	0	0	17.1	24	11	11	3	0	9	18	1	.333
*Bowden, Ben	1-1	1.36	31	0	0	0	2	39.2	27	10	6	1	0	18	41	0	.194
Brooks, Aaron	3-6	5.78	16	12	0	0	0	76.1	88	60	49	16	3	29	55	1	.286
Cushing, Jack	11-2	6.67	38	6	0	0	0	79.2	99	65	59	19	4	28	83	1	.306
Cusick, Ryan	1-0	6.75	13	0	0	0	0	14.2	15	13	11	4	1	13	11	3	.283
Dodson, Tanner	2-2	7.90	34	1	0	0	0	41.0	51	38	36	5	3	24	32	6	.305
Duran, Carlos	4-0	5.25	37	1	0	0	1	58.1	50	39	34	2	7	51	59	9	.234
Estes, Joey	4-4	5.51	17	15	0	0	0	80.0	84	51	49	17	4	20	67	0	.273
Ferguson, Tyler	0-1	0.90	9	0	0	0	1	10.0	8	6	1	0	0	3	11	0	.222
Floro, Dylan	1-2	7.04	16	0	0	0	0	15.1	23	13	12	3	0	5	12	1	.354
Ginn, J.T.	1-0	2.11	5	5	0	0	0	21.1	15	6	5	1	0	9	30	3	.203
*Harris, Hogan	2-1	4.30	10	0	0	0	0	14.2	14	8	7	0	1	7	25	0	.246
Hoglund, Gunnar	1-2	2.43	6	6	0	0	0	29.2	24	9	8	3	2	7	30	0	.226
Holman, Grant	1-0	0.00	8	0	0	0	4	9.1	1	0	0	0	0	1	9	0	.036
*Johnston, Will	0-0	12.19	9	0	0	0	0	10.1	16	15	14	4	0	10	6	0	.356
*Krook, Matt	3-1	3.21	12	0	0	0	1	14.0	14	6	5	1	1	8	21	3	.264
*Leal, David	2-1	4.14	33	1	0	0	1	37.0	33	18	17	7	2	21	35	2	.237
*Lopez, Jacob	3-0	2.33	6	4	0	0	0	27.0	16	8	7	2	0	8	38	1	.167
Maldonado, Anthony	2-5	5.10	41	0	0	0	12	47.2	42	30	27	10	0	24	60	4	.233
McGough, Scott	4-0	3.00	19	0	0	0	1	27.0	24	11	9	3	1	9	22	1	.235
Morales, Luis	4-2	4.40	15	6	0	0	0	47.0	39	23	23	7	4	20	54	2	.224
Morris, Kade	7-7	5.22	19	19	1	1	0	98.1	112	59	57	14	7	37	80	2	.289
Núñez, Eduarniel	1-0	3.09	10	0	0	0	0	11.2	8	4	4	1	0	8	15	4	.205
Otañez Michel	2-2	7.27	18	0	0	0	0	17.1	19	16	14	2	2	17	26	5	.279
*Perdomo, Angel	1-1	5.52	12	0	0	0	0	14.2	14	9	9	4	0	13	13	4	.255
Perkins, Jack	3-2	2.86	9	9	0	0	0	44.0	25	14	14	3	5	20	68	5	.164
Rodriguez, Gustavo	2-1	2.27	26	0	0	0	5	31.2	20	9	8	2	2	21	36	4	.177
*Shuster, Jared	0-2	8.53	10	0	0	0	0	12.2	18	13	12	1	0	7	7	4	.340
Spence, Mitch	0-1	6.21	8	7	0	0	0	29.0	41	21	20	3	1	12	31	3	.331
Sterner, Justin	0-0	9.00	3	0	0	0	0	3.0	4	3	3	1	0	2	1	0	.308
Tomioka, Shohei	0-2	8.31	8	0	0	0	0	8.2	17	8	8	1	0	3	12	1	.405
Tur, Junior	0-1	6.39	5	3	0	0	0	12.2	11	10	9	1	1	6	13	2	.234
*Waldichuk, Ken	2-6	8.65	16	15	0	0	0	51.0	63	52	49	13	1	42	64	6	.301
Walkinshaw, Jake	4-4	4.89	36	3	0	0	0	53.1	57	37	29	4	3	26	33	3	.273

Total-All Pitchers	83	5.19		150		7		1325.2		845		191		651		92	
	67			1		36		1347		764		67		1355		.263	

# 2025 GAME RESULTS



DATE	OPPONENT	SCORE	RECORD	WINNER	LOSER	SAVE
03/28	RENO	W, 3-2	1-0	Ginn	Diaz	Alvarado
03/29	RENO	W, 10-3	2-0	Cushing	Henry	
03/30	RENO	L, 9-4	2-1	Brigham	Baum	
04/01	SACRAMENTO	W, 14-2	3-1	Walkinshaw	Ragsdale	
04/02	SACRAMENTO	W, 6-3	4-1	Bowden	Winn	Holman
04/03	SACRAMENTO	L, 4-2 (10)	4-2	Garza	Alvarado	
04/04	SACRAMENTO	W, 6-4	5-2	Duran	Jimenez	Holman
04/05	SACRAMENTO	L, 2-0	5-3	Whisenhunt	Hoglund	Garza
04/06	SACRAMENTO	W, 11-4	6-3	J. Lopez	Ragsdale	
04/08	@El Paso	W, 11-7	7-3	Cusick	Chirino	Holman
04/09	@El Paso	W, 6-4	8-3	Krook	Bergert	Alvarado
04/10	@El Paso	L, 7-6	8-4	Knehr	Baum	
04/11	@El Paso	L, 7-3	8-5	Marinaccio	H. Harris	
04/12	@El Paso	W, 11-2	9-5	J. Lopez	Benjamin	
04/13	@El Paso	W, 13-6	10-5	Krook	Krob	
04/15	SUGAR LAND	W, 6-5	11-5	Holman	Weiman	
04/16	SUGAR LAND	W, 12-4	12-5	Barnett	Brown	Bowden
04/17	SUGAR LAND	L, 7-6	12-6	Blubaugh	Hoglund	Castro
04/18	SUGAR LAND	W, 5-3	13-6	Walkinshaw	Ivey	Holman
04/19	SUGAR LAND	W, 9-3	14-6	Estes	Ullola	
04/20	SUGAR LAND	L, 8-4 (11)	14-7	Castro	Krook	
04/22	@Round Rock	L, 2-1	14-8	Acker	Walkinshaw	Festa
04/23	@Round Rock	L, 2-1 (7)	14-9	Winn	Maldonado	Ahlstrom
04/24	@Round Rock	L, 7-6 (10)	14-10	Barlow	Bowden	
04/25	@Round Rock	W, 4-3	15-10	Cushing	Serrano	Krook
04/26	@Round Rock	W, 8-2	16-10	Floro	Buchanan	
04/27	@Round Rock	W, 9-4	17-10	Hoglund	Houser	
04/29	TACOMA	W, 5-4	18-10	Krook	Shaw	
04/30	TACOMA	W, 7-5	19-10	Perdomo	Medina	Alvarado
05/01	TACOMA	W, 10-3	20-10	Walkinshaw	Mariot	
05/02	TACOMA	W, 5-2	21-10	Cushing	Fraze	Alvarado
05/03	TACOMA	W, 8-5	22-10	J. Alexander	Castillo	Alvarado
05/04	TACOMA	W, 6-4	23-10	J. Lopez	Diaz	Bowden
05/06	@Reno	W, 15-0	24-10	Estes	Kelly	
05/07	@Reno	L, 11-3	24-11	Mantiply	Perkins	
05/08	@Reno	W, 4-0	25-11	Cushing	Lin	Maldonado
05/09	@Reno	L, 7-6 (10)	25-12	Rice	Walkinshaw	
05/10	@Reno	L, 10-9	25-13	Brigham	Cushing	Montes De Oca
05/11	@Reno	W, 6-4	26-13	Otañez	Backhus	Duran
05/13	EL PASO	W, 20-2	27-13	Perkins	Benjamin	
05/14	EL PASO	W, 6-4	28-13	Duran	Darvish	
05/15	EL PASO	L, 8-5	28-14	Kopps	Tomioka	Knehr
05/16	EL PASO	L, 12-4	28-15	Hart	Barnett	
05/17	EL PASO	W, 6-4	29-15	Walkinshaw	Benjamin	Alvarado
05/18	EL PASO	W, 14-4	30-15	Dodson	Kollar	
05/21	@Sugar Land	L, 5-2	30-16	VanWey	Tomioka	Contreras
05/22	@Sugar Land	W, 16-3	31-16	Dodson	Kouba	
05/23	@Sugar Land	L, 5-4	31-17	J. Alexander	Perdomo	Contreras
05/24	@Sugar Land	W, 6-1	32-17	Morales	Blubaugh	
05/25	@Sugar Land	L, 3-1	32-18	Walter	Perkins	Hernandez
05/27	OKLAHOMA CITY	L, 11-9 (10)	32-19	Boyer	Dodson	
05/28	OKLAHOMA CITY	W, 8-2	33-19	Barnett	Sauer	
05/29	OKLAHOMA CITY	L, 9-2	33-20	Miller	Morales	
05/30	OKLAHOMA CITY	W, 9-7	34-20	Alvarado	Boyer	
05/31	OKLAHOMA CITY	L, 17-11	34-21	Frasso	Floro	
06/01	OKLAHOMA CITY	L, 12-3	34-22	Funkhouser	Morris	
06/03	@Tacoma	W, 6-2	35-22	Barnett	Evans	
06/04	@Tacoma	L, 5-4	35-23	Pop	Otañez	
06/05	@Tacoma	W, 2-1	36-23	Cushing	Lao	Maldonado
06/06	@Tacoma	W, 10-6	37-23	Rodriguez	Pop	
06/07	@Tacoma	L, 9-7	37-24	Gott	Floro	Hahn
06/08	@Tacoma	W, 7-4	38-24	Alvarado	Taylor	Maldonado
06/10	SALT LAKE	W, 19-3	39-24	Morales	Kerry	
06/11	SALT LAKE	W, 8-7	40-24	Cushing	Dana	Alvarado
06/12	SALT LAKE	W, 8-1	41-24	Perkins	Toussaint	
06/13	SALT LAKE	W, 5-3	42-24	Cushing	Eder	Maldonado
06/14	SALT LAKE	W, 9-3	43-24	Barnett	Mederos	
06/15	SALT LAKE	W, 16-5	44-24	Morales	Hudson	
06/17	@Sugar Land	W, 7-0	45-24	Perkins	Dombro ski	
06/18	@Sugar Land	W, 7-1	46-24	Brooks	Blubaugh	
06/19	@Sugar Land	W, 4-0	47-24	MORRIS	Brown	
06/19	@Sugar Land	W, 6-3	48-24	Cushing	Kouba	Alvarado
06/20	@Sugar Land	W, 4-1	49-24	Barnett	Ivey	McGough
06/21	@Sugar Land	L, 7-3	49-25	Weems	Morales	
06/22	@Sugar Land	L, 5-2	49-26	J. Alexander	Walkinshaw	Gaither



# 2025 GAME RESULTS

DATE	OPPONENT	SCORE	RECORD	WINNER	LOSER	SAVE
06/24	ALBUQUERQUE	L, 11-6	49-27	Van Scoyoc	Brooks	
06/25	ALBUQUERQUE	W, 13-2	50-27	Morris	Quezada	
06/26	ALBUQUERQUE	W, 14-11	51-27	McGough	Albright	Maldonado
06/27	ALBUQUERQUE	W, 7-6	52-27	Morales	Feltner	
06/28	ALBUQUERQUE	W, 8-7	53-27	Bido	Kelly	Leal
06/29	ALBUQUERQUE	W, 5-4	54-27	Duran	Anderson	Maldonado
07/01	OKLAHOMA CITY	W, 10-3	55-27	Morris	Sheehan	
07/02	OKLAHOMA CITY	L, 13-7 (10)	55-28	Little	Maldonado	
07/03	OKLAHOMA CITY	L, 9-5	55-29	McDaniels	Estes	
07/04	@Oklahoma City	W, 10-6	56-29	Bido	Knack	
07/05	@Oklahoma City	L, 8-6	56-30	McDaniels	Ferguson	Rodriguez
07/06	@Oklahoma City	L, 7-4	56-31	Penrod	Morris	Boyer
07/08	@El Paso	L, 11-4	56-32	Waldron	Waldichuk	
07/09	@El Paso	L, 7-3	56-33	Wolf	Estes	
07/10	@El Paso	W, 6-4	57-33	McGough	Gillaspie	Maldonado
07/11	@El Paso	W, 7-3	58-33	Brooks	Benjamin	
07/12	@El Paso	W, 8-7 (12)	59-33	Maldonado	Pena	Rodriguez
07/13	@El Paso	L, 6-3	59-34	Waldron	Waldichuk	Núñez
07/18	ROUND ROCK	L, 6-5	59-35	Plassmeyer	Waldichuk	Kimbrel
07/19	ROUND ROCK	L, 7-3	59-36	Acker	Estes	
07/20	ROUND ROCK	L, 6-5 (12)	59-37	Barlow	Leal	Kimbrel
07/22	@Sacramento	L, 8-0	59-38	Peguero	Morris	
07/23	@Sacramento	L, 3-2	59-39	Roxby	Maldonado	
07/24	@Sacramento	L, 4-3	59-40	Ragsdale	Waldichuk	Watson
07/25	@Sacramento	W, 7-4	60-40	Estes	McDonald	Ferguson
07/26	@Sacramento	L, 5-4	60-41	Burgos	Brooks	Watson
07/27	@Sacramento	L, 13-6	60-42	Harris	Morris	
07/29	RENO	L, 8-2	60-43	Kelly	Barnett	Rashi
07/30	RENO	L, 10-9	60-44	A. Morillo	Walkinshaw	J. Morillo
07/31	RENO	W, 12-7	61-44	H. Harris	Gose	
08/01	RENO	W, 10-9 (10)	62-44	McGough	J. Morillo	
08/02	RENO	L, 14-8	62-45	Drake	Morris	
08/03	RENO	W, 16-6	63-45	H. Harris	Jarvis	
08/05	@Salt Lake	W, 8-4	64-45	Leal	Dana	
08/06	@Salt Lake	L, 5-3	64-46	Anderson	Estes	Fermin
08/07	@Salt Lake	L, 15-12	64-47	Quijada	Maldonado	Silseth
08/08	@Salt Lake	L, 10-4	64-48	Dashwood	Morris	
08/09	@Salt Lake	W, 3-2	65-48	Barnett	Kerry	Rodriguez
08/10	@Salt Lake	L, 6-3	65-49	Dana	Waldichuk	Silseth
08/12	TACOMA	W, 7-6 (11)	66-49	Duran	J. Fleming	
08/13	TACOMA	L, 5-2	66-50	Miller	Spence	Lao
08/14	TACOMA	W, 7-6	67-50	Cushing	Taylor	Maldonado
08/15	TACOMA	W, 10-9	68-50	Núñez	Hahn	
08/16	TACOMA	L, 15-8	68-51	W. Fleming	Rodriguez	
08/17	TACOMA	W, 12-7	69-51	Estes	Castaño	
08/19	@Albuquerque	L, 9-3	69-52	Van Scoyoc	Shuster	
08/20	@Albuquerque	W, 9-3	70-52	Morris	Hughes	
08/21	@Albuquerque	W, 11-10	71-52	Cushing	Kelly	Maldonado
08/22	@Albuquerque	L, 8-7	71-53	Brnovich	Otañez	Rolison
08/23	@Albuquerque	L, 10-6	71-54	Curry	Brooks	Quezada
08/24	@Albuquerque	W, 3-2 (10)	72-54	McGough	Baumgartner	Maldonado
08/26	IOWA	W, 10-0	73-54	Morris	Santos	
08/27	IOWA	L, 11-9	73-55	Hodge	Dodson	Martin
08/28	IOWA	W, 8-4	74-55	Waldichuk	Noland	
08/29	IOWA	L, 10-2	74-56	Thompson	Brooks	
08/30	IOWA	L, 10-8	74-57	Cosgrove	Maldonado	Pearson
08/31	IOWA	L, 9-6	74-58	Martin	Morris	
09/02	@Sacramento	W, 3-2	75-58	Cushing	Lonsway	Maldonado
09/03	@Sacramento	W, 3-2	76-58	Waldichuk	Zwack	Rodriguez
09/04	@Sacramento	L, 8-4	76-59	Black	Brooks	
09/05	@Sacramento	W, 2-1 (10)	77-59	Leal	Watson	Rodriguez
09/06	@Sacramento	W, 12-0	78-59	Morris	Birdsong	
09/07	@Sacramento	L, 3-1	78-60	Lonsway	Beers	Diaz
09/09	@Reno	L, 10-6	78-61	Foster	Cushing	
09/10	@Reno	W, 3-0	79-61	Brooks	Giesting	Rodriguez
09/11	@Reno	L, 6-5	79-62	Morillo	Baum	
09/12	@Reno	W, 10-3	80-62	Morris	Jarvis	
09/13	@Reno	L, 9-1	80-63	Lin	Beers	
09/14	@Reno	L, 8-0	80-64	Kelly	Waldichuk	
09/16	SALT LAKE	W, 4-3	81-64	Maldonado	Quijada	
09/17	SALT LAKE	L, 11-6	81-65	Hudson	Brooks	
09/18	SALT LAKE	L, 8-4	81-66	Kerry	Shuster	
09/19	SALT LAKE	W, 3-2	82-66	Rodriguez	Yovan	
09/20	SALT LAKE	W, 6-4	83-66	Otañez	Phillips	Maldonado
09/21	SALT LAKE	L, 8-4	83-67	Anderson	Tur	

## 2025 PCL LEAGUE CHAMPIONSHIP SERIES (BEST OF 3)

DATE	OPPONENT	SCORE	RECORD	WINNER	LOSER	SAVE
09/23	TACOMA	W, 7-1	1-0	Morris	Diaz	
09/24	TACOMA	W, 7-3	2-0	Baum	Castaño	
09/27	*JACKSONVILLE	L, 8-7	---	Tarnok	Walkinshaw	*Triple-A National Championship

# YEAR-BY-YEAR STATISTICS



## LAS VEGAS AVIATORS PLAYOFF STATISTICS

PLAYER	AVG	G	AB	R	H	2B	3B	HR	RBI	BB	SO	SB	CS	OBP	SLG	E
Angeles, Euribiel, INF	1.000	1	1	0	1	0	0	0	1	0	0	1	0	1.000	1.000	0
Bowman, Cooper, INF	.250	3	12	1	3	0	0	0	1	0	2	0	0	.231	.250	0
Clarke, Denzel, OF	.125	2	8	1	1	0	0	0	1	0	1	0	0	.125	.125	0
Lasko, Ryan, OF	.500	3	8	3	4	0	1	2	5	0	1	0	1	.556	1.500	2
Lavastida, Bryan, C	.364	3	11	3	4	1	0	1	4	0	1	1	0	.462	.727	1
#Lopez, Alejo, INF	.250	3	8	3	2	0	0	0	0	4	0	0	0	.538	.250	0
*Mann, Luke, INF	.400	2	5	2	2	0	0	1	3	1	1	0	0	.500	1.000	0
*Martini, Nick, OF	.100	3	10	2	1	1	0	0	2	3	2	0	0	.308	.200	0
Perez, Junior, OF	.125	3	8	1	1	0	0	0	2	4	2	0	0	.462	.125	0
Susac, Daniel, C	.417	3	12	4	5	1	0	0	1	0	2	0	0	.417	.500	0
Swift, Drew, INF	.000	3	11	1	0	0	0	0	0	1	5	0	0	.083	.000	0
Total-All Batters	.255	3	94	21	24	3	1	4	20	13	17	1	2	.372	.436	3

PITCHER	W-L	ERA	G	GS	CG	SHO	SV	IP	H	R	ER	HR	HB	BB	SO	WP	AVG
Baum, Tyler	1-0	0.00	2	0	0	0	0	3.1	0	0	0	0	0	2	4	0	.000
Beers, Blake	0-0	0.00	1	0	0	0	0	1.1	2	0	0	0	0	0	2	0	.400
Brooks, Aaron	0-0	7.71	1	1	0	0	0	2.1	6	3	2	0	0	2	0	0	.429
*Leel, David	0-0	0.00	2	0	0	0	0	4.0	0	0	0	0	0	0	1	0	.000
Maldonado, Anthony	0-0	---	1	0	0	0	0	0.0	3	2	2	0	0	0	0	0	1.000
Morris, Kade	1-0	1.29	1	1	0	0	0	7.0	4	1	1	1	0	2	2	0	.167
Núñez, Eduarniel	0-0	0.00	1	0	0	0	0	0.1	0	0	0	0	0	2	0	0	.000
Rodriguez, Gustavo	0-0	0.00	2	0	0	0	0	3.0	1	0	0	0	0	0	1	0	.100
*Waldichuk, Ken	0-0	3.38	1	1	0	0	0	2.2	2	4	1	2	1	0	2	0	.182
Walkinshaw, Jake	0-1	7.71	2	0	0	0	0	2.1	2	2	2	1	0	1	3	0	.222
Total-All Pitchers	2-1	2.73	3	3	0	0	0	26.1	20	12	8	4	1	7	17	0	.202

\*-Left-handed batter; \*-Left-handed pitcher; #-Switch-hitter

Year	AVG	AB	R	H	2B	3B	HR	RBI	SB	BB	SO
<b>2025</b>	+ .288	<b>5268</b>	+978	+1519	305	34	190	931	182	<b>702</b>	1275
<b>2024</b>	.279	5149	+921	1438	+332	31	+232	+876	111	641	1298
<b>2023</b>	.287	5233	<b>984</b>	1500	+319	36	+221	<b>933</b>	<b>188</b>	646	1245
<b>2022</b>	.274	5210	<b>864</b>	1426	288	38	189	<b>810</b>	85	618	<b>1465</b>
<b>2021</b>	.277	4424	794	1227	248	37	193	758	53	494	1070
<b>2020</b>	<i>Minor League Baseball season canceled due to COVID-19 pandemic</i>										
<b>2019</b>	.298	4994	959	1487	314	50	<b>250</b>	926	82	554	1267
<b>2018</b>	.270	4777	787	1288	313	33	173	739	72	524	1223
<b>2017</b>	.275	4930	690	1356	273	33	146	647	48	466	1103
<b>2016</b>	.291	4994	821	1453	314	34	141	777	73	553	1052
<b>2015</b>	.274	4835	758	1327	321	32	140	702	125	485	1074
<b>2014</b>	.283	4985	880	1413	290	36	172	816	76	650	1115
<b>2013</b>	^ .287	4934	828	1418	311	47	148	764	73	548	1061
<b>2012</b>	^ .298	4954	808	1474	305	39	133	755	115	557	964
<b>2011</b>	<b>+ .307</b>	5107	869	<b>1567</b>	<b>352</b>	40	133	822	135	577	943
<b>2010</b>	.293	5045	838	1480	<b>352</b>	33	172	782	79	499	831
<b>2009</b>	+ .290	5075	782	1474	340	27	150	745	50	479	807
<b>2008</b>	+ .301	5047	844	1518	298	43	137	781	65	533	882
<b>2007</b>	.296	5076	817	1502	319	36	147	753	61	450	952
<b>2006</b>	.288	4978	735	1432	284	25	106	691	119	476	845
<b>2005</b>	.274	4847	770	1327	262	36	163	720	57	582	965
<b>2004</b>	.289	5036	806	1454	307	35	184	758	93	433	963
<b>2003</b>	.286	4873	733	1396	287	57	112	693	107	375	838
<b>2002</b>	.291	5018	820	1462	284	47	161	774	63	450	1015
<b>2001</b>	.276	4932	740	1362	291	36	184	684	101	458	1047
<b>2000</b>	.282	4831	830	1364	333	36	130	769	95	649	998
<b>1999</b>	.264	4771	692	1261	297	31	135	636	105	560	1106
<b>1998</b>	.288	4950	772	1424	336	33	156	729	96	418	847
<b>1997</b>	.282	4888	686	1376	290	34	110	618	113	473	971
<b>1996</b>	.264	4669	654	1232	272	24	126	597	74	531	949
<b>1995</b>	.271	4789	663	1300	254	32	83	602	77	437	840
<b>1994</b>	.281	4905	759	1378	244	42	153	702	90	545	986
<b>1993</b>	.288	4929	739	1419	271	53	112	677	114	506	867
<b>1992</b>	.277	4859	706	1345	236	48	74	642	117	505	823
<b>1991</b>	.285	4809	738	1370	239	46	107	675	133	541	803
<b>1990</b>	.279	4872	753	1357	234	49	112	683	157	623	913
<b>1989</b>	.272	4864	739	1323	269	47	113	681	97	554	939
<b>1988</b>	.288	4900	795	1413	244	52	111	726	153	444	878
<b>1987</b>	.271	4877	720	1323	214	55	75	653	121	649	881
<b>1986</b>	+ .289	4775	720	1381	240	<b>67</b>	85	643	160	518	789
<b>1985</b>	.284	4979	636	1413	295	46	91	600	101	387	816
<b>1984</b>	.278	4635	769	1290	229	51	140	717	101	554	724
<b>1983</b>	.289	4945	911	1433	271	61	172	846	174	582	893
<b>Totals</b>	<b>.284</b>	<b>206968</b>	<b>33108</b>	<b>58702</b>	<b>12077</b>	<b>1702</b>	<b>6062</b>	<b>30833</b>	<b>4291</b>	<b>22226</b>	<b>41323</b>
+Led PCL	^Tied 1st/PCL										



# YEAR-BY-YEAR STATISTICS

Year	ERA	W-L	CG	SHO	SV	H	BB	SO	HR	R	ER	IP	BK	WP	HB
2025*	5.19	83-67	1	7	36	1347	651	1355	191	845	764	<b>1325.2</b>	11	92	67
2024	5.97	74-75	0	5	28	1366	<b>753</b>	<b>1362</b>	211	949	867	1306.1	10	93	80
2023	<b>6.22</b>	75-74	0	2	37	1478	751	1277	229	<b>1012</b>	<b>903</b>	1306.2	9	87	89
2022	6.11	71-79	2	3	30	1504	557	1206	<b>265</b>	964	888	1308.2	7	70	86
2021	5.78	65-61	0	1	26	1321	445	1046	188	787	715	1113.0	5	67	63
2020	<i>Minor League Baseball season canceled due to COVID-19 pandemic</i>														
2019	5.20	83-57	1	6	36	1323	482	1163	224	789	710	1229.0	8	53	63
2018	5.83	71-69	4	5	37	1424	516	1158	174	867	792	1223.0	6	88	62
2017	5.40	56-86	1	5	26	1495	436	958	159	831	749	1248.2	5	55	44
2016	5.32	70-74	2	4	33	1503	453	1075	158	826	743	1257.2	13	67	29
2015	4.45	77-67	8	8	28	1344	448	1009	116	673	616	1245.2	2	66	41
2014	4.64	81-63	1	7	38	1453	475	1172	129	750	657	1274.1	2	80	38
2013	4.65	81-63	2	5	33	1420	498	1049	124	728	649	1256.2	7	87	45
2012	4.59	79-64	2	7	37	1379	437	912	135	721	643	1260.2	5	90	46
2011	5.76	71-73	5	8	25	1504	515	1010	175	883	807	1261.2	9	85	60
2010	6.10	66-78	2	5	38	<b>1601</b>	559	914	151	973	849	1251.2	12	89	60
2009	4.65	71-73	4	<b>11</b>	33	1365	483	994	105	764	658	1273.2	8	55	50
2008	5.00	74-69	0	3	38	1456	541	1051	164	791	706	1269.2	5	74	67
2007	5.39	67-77	2	3	29	1474	582	1067	153	853	758	1265.1	6	60	65
2006	4.69	67-77	3	9	38	1330	621	1071	139	776	663	1271.0	<b>2</b>	64	73
2005	6.21	57-86	3	3	29	1522	601	977	196	952	858	1243.0	5	48	82
2004	5.45	67-76	1	2	27	1483	512	999	183	849	764	1262.2	4	81	57
2003	<b>4.17</b>	76-66	2	9	40	1362	<b>424</b>	816	108	<b>672</b>	<b>577</b>	1246.1	7	<b>41</b>	61
2002	4.60	<b>85-59</b>	2	5	<b>47</b>	1497	433	918	130	743	658	1288.1	7	52	68
2001	4.98	68-76	5	10	33	1412	474	1090	156	780	700	1264.0	14	55	74
2000	4.74	73-70	6	7	32	1359	479	1034	142	754	648	1231.1	5	47	59
1999	5.08	67-75	6	6	30	1437	451	1057	164	791	695	1230.2	3	64	57
1998	4.95	70-72	5	3	38	1320	570	1107	127	771	686	1246.2	10	81	<b>103</b>
1997	5.90	56-85	6	3	30	1467	565	993	161	902	806	1230.0	9	77	58
1996	4.62	73-67	11	7	35	1328	441	897	126	711	627	1221.1	8	66	39
1995	4.75	61-83	15	8	29	1337	543	794	108	780	649	1230.1	5	69	46
1994	5.43	56-87	9	7	25	1511	561	960	127	888	751	1245.2	6	81	48
1993	5.38	58-85	11	1	31	1519	470	950	141	855	739	1236.0	16	84	45
1992	4.44	74-70	9	9	45	1407	464	799	<b>81</b>	709	623	1263.2	20	56	42
1991	5.15	65-75	7	4	24	1467	442	894	96	830	703	1228.1	13	61	41
1990	5.51	58-86	10	5	28	1451	623	850	111	876	763	1245.1	18	71	37
1989	4.61	74-69	20	9	32	1399	479	840	110	732	645	1258.0	28	57	32
1988*	4.56	74-66	14	5	30	1380	528	839	110	758	620	1222.2	<b>48</b>	42	<b>18</b>
1987	4.60	69-73	11	4	33	1297	713	793	86	722	640	1251.2	30	<b>92</b>	49
1986*	4.41	80-62	16	6	40	1309	505	830	92	711	596	1216.2	18	65	27
1985	4.49	65-79	<b>26</b>	6	29	1291	580	974	115	736	630	1264.0	13	61	40
1984	4.99	71-65	12	3	27	<b>1290</b>	542	759	121	742	653	1178.1	17	65	28
1983	5.46	83-60	20	5	32	1514	508	<b>724</b>	180	894	762	1256.2	13	62	32
Totals	5.13	2962-3038	267	231	1372	59356	22111	41743	6161	33940	29930	52510.2	449	2900	2271

\*PCL Champions

+Led PCL

^Tied 1st/PCL



**2025 Las Vegas Aviators boasted these Top Prospects in the Athletics Minor League System by Baseball America:**  
**L to R: RHP Mason Barnett (No. 6); Top Prospect Nick Kurtz (2025 American League Rookie of the Year; 117 G, .290, 26 2B, 36 HR, 86 RBI), OF Colby Thomas (No. 3)**

# ALL-TIME RECORDS TEAM GAME



Longest Game, Innings	19 - 4/28/89 at TAC (L 4-3) - T: 5:22
Largest Margin of Victory	21 - 5/27/08 at TUC (W 23-2)
Largest Margin of Defeat	22 - 9/13/92 vs CSP (L 23-1)
<b>HITTING</b>	
Most At-Bats	53 - 5/27/08 at TUC
Fewest At-Bats	16 - 5/1/24 vs. Reno (7 inn./GM#1-DH)
Most At-Bats, extra innings	66 - 4/28/89 at TAC
Most Runs	23 - 5/27/08 at TUC
Most Runs, Combined	37 - 6/16/19 at LV (Round Rock 26-11) 37 - 6/14/21 at LV (Reno 21-16)
Most Runs, Inning	14 - 6/10/25 vs SLK (8th inning)
Most Hits	25 - 4/22/98 at CAL; 5/27/08 at TUC
Most Hits, Combined	51 - 6/27/93 vs CAL (CAL 35, LV 16)
Most Hits, Inning	11 - 8/11/93 vs PHO; 6/20/03 at EDM (8th); 11 - 6/10/10 vs CSP (5th); 6/15/25 vs SLK (4th)
Most Consecutive Hits, Inning	11 - 6/20/03 at EDM (8th inning)
Most Total Bases	61 - 7/26/19 at El Paso
Most Total Bases, Combined	85 - 7/26/19 at ELP (LV 61, ELP 24)
Most Doubles	10 - 8/8/96 vs TUC
Most Doubles, Combined	16 - 8/15/23 at RENO (LV 8, RENO 8)
Most Triples	4 - 6 times, last 4/11/19 vs SAC
Most Home Runs	+11 - 7/26/19 at El Paso (+PCL record)
Most Home Runs, Combined	12 - 7/26/19 at ELP (LV 11, ELP 1)
Most Home Runs, Inning	*4 - 5/8/14 at Salt Lake (4th inning) 4 - 4/27/18 at ALB (5th inning); 4 - 9/2/23 vs SLK, GM#1-DH (3rd inning)
	<i>*tied PCL Record - 4 consecutive (Dykstra, Lutz, Teagarden, Allen)</i>
Most Runs Batted In	22 - 5/27/08 at TUC
Most RBI, Combined	37 - 6/6/19 vs Round Rock (RR 26, LV 11)
Most Stolen Bases	7 - 5/27/12 at SLK; 9/12/25 at Reno
Most Sacrifice Hits	5 - 6/6/08 vs TUC
Most Sacrifice Flies	3 - 18 times, last 9/26/21 vs OKC
Most Walks	15 - 8/3/10 at SAC; 7/4/21 vs SAC (10 innings)
Most Walks, Combined	22 - 4/2/24 at S. Land (LV 9, SUG 13)
Most Walks, Combined, extra inn.	26 - 8/13/08 at TAC, 14 inn. (LV 10, TAC 16)
Most Strikeouts	21 - 6/21/19 at SAC (10 innings)
Most Hit-by-Pitch	5 - 7/18/08 at SAC; 9/27/25 vs. JAX (Triple-A Championship)
Most GIDP	5 - 6 times, last 8/18/15 vs. Iowa
Most GI/LO triple plays	1 - 5 times, last 8/20/14 vs. NO; 7/24/16 vs. Reno
Most LOB	19 - 8/8/87 vs HAW
Most LOB, extra innings	22 - 7/19/97 vs CAL

## LAS VEGAS LOW HIT GAMES

### **No Hitters:**

Mike Dunne at Portland (5/6/90), W 2-0  
 Tim Worrell vs. Phoenix (9/5/92), W 2-0  
 Lindsay Gulin vs. TAC (6/13/03), W 7-0

### **One Hitters:**

Dan Murphy at Tacoma (7/8/89), W 7-1, G1\*  
 Glenn Dishman vs. EDM (5/25/96), W 7-0, G1\*  
 Dennis Springer vs. Omaha (6/4/01), W 3-0, 9 IP  
 Tanyon Sturtze at Port. (4/16/04), W 4-1, 7 IP  
 Chad Billingsley vs. CSP (4/28/06), W 5-0, 8 IP  
 Justin Orenduff at R. Rock (5/4/08), ND, 7 IP  
 Brad Mills at Tucson (7/17/11), W 5-1, 8 IP  
 Rafael Montero at SAC (8/5/14), W 3-0, 8 IP

## NO-HITTERS VS. LAS VEGAS

Erik Hanson (@CAL), 8/21/88, G#2-DH\*  
 Tom Drees (@VAN), 8/16/89, G#1-DH\*  
 Roger Mason (@TUC), 8/20/89,  
 9 innings, (LV Wins 1-0 in 11 innings)  
 Scott Downs (@EDM), 6/11/04, G#2-DH\*

Jim Neidlinger (@Albuquerque), 8/8/91,  
 5 IP

### **\*7 Innings**

## ALL-TIME RECORDS (TEAM GAME) - PITCHING

Most At-Bats Allowed	62 - 6/27/93 vs CAL
Most Runs Allowed	26 - 6/16/19 vs Round Rock
Most Runs Allowed, Inning	13 - 7/5/94 at CSP (6th inning); 6/6/19 vs. RR (7th inning)
Most Hits Allowed	35 - 6/27/93 vs CAL
Most Hits Allowed, Inning	11 - 5/30/97 vs CSP (5th inning); 11 - 5/9/05 vs SAC (5th inning); 11 - 5/2/11 vs Reno (5th inning); 11 - 6/6/19 vs. RR (7th inning)
Most Total Bases Allowed	55 - 2 times, last 6/27/93 vs CAL
Most Doubles Allowed	11 - 6/28/93 vs CAL
Most Triples Allowed	5 - 5/24/83 at SLK
Most Home Runs Allowed	9 - 6/29/19 vs Reno; 8/23/22 vs. Sugar Land
Most Home Runs Allowed, Inning	4 - 4/21/92 vs PHOE (3rd inning); 4 - 5/6/04 vs TUC (1st inning); 6/13/13 vs TAC (8th inning); 6/11/23 at SAC (3rd inning)
Most RBI Allowed	26 - 6/6/19 vs. Round Rock
Most Walks Issued	17 - 6/28/24 vs. SAC
Most Strikeouts	18 - 8/13/04 at SAC (12 innings); 4/28/11 vs SAC (13 innings)
Most Hit Batsmen	5 - 5/14/22 vs. SLK
Most Wild Pitches	6 - 4/15/94 vs TUC
Most Wild Pitches, Inning	4 - 5/24/08 vs FRES (8th inning)

## FIELDING

Most Errors	7 - 4/12/85 vs EDM
Most Double Plays	6 - 7/23/98 vs IOWA; 6/20/09 vs PORT

### HOME RUN FLURRIES

10 HRs in 11 games: Seth Brown (July 23 - August 3, 2019)
9 HRs in 7 games: Sean Murphy (July 25 - August 24, 2019)
9 HRs in 11 games: Rob Nelson (July 31 - Aug. 12, 1990)
9 HRs in 10 games: Khris Davis (August 16-28, 2021)
8 HRs in 11 games: Luis Garcia (May 12-24, 2004)
8 HRs in 11 games: Mitch Jones (May 24 - June 3, 2007)
8 HRs in 11 games: Travis d'Arnaud (May 18-29, 2012)
8 HRs in 11 games: Taylor Teagarden (April 18 - May 8, 2014)
8 HRs in 11 games: Frank Schwindel (June 7-19)
8 HRs in 10 games: J.P. Arencibia (July 2-15, 2010)
8 HRs in 10 games: Kevin Smith (September 17-27, 2022)
7 HRs in 6 games: Mark Payton (July 13-18, 2019)
7 HRs in 6 games: Zack Gelof (August 12-17, 2025)
7 HRs in 6 games: Matt Davidson (September 13-23, 2022)
7 HRs in 7 games: Carlos Pérez (August 28 - September 5, 2024)
7 HRs in 7 games: Seth Brown (May 27 - June 3, 2025)
7 HRs in 8 games: Joe Lansford (May 12-18, 1984)
7 HRs in 8 games: Andy LaRoche (July 14-22, 2007)
7 HRs in 8 games: Patrick Kivlehan (August 11-21, 2018)
7 HRs in 8 games: Jordan Díaz (July 27 - August 6, 2024)

### Grand Slam Home Runs in Las Vegas History

Dusty Allen  
Roberto Alomar  
Sandy Alomar Jr. (2)  
Peter Alonso (2)  
Marlon Anderson  
J.P. Arencibia  
George Arias  
Cody Asche  
Franklin Barreto  
Rick Bell (2)  
JJ Bleday  
Bruce Bochy  
Skye Bolt (3)  
Bryce Brentz  
Trenton Brooks  
Seth Brown  
Randall Byers (2)  
Xorge Carrillo  
Alex Castellanos (2)  
Chin-Feng Chen  
Jerald Clark  
Brooks Conrad (3)  
Scott Coolbaugh (2)  
Carlos Cortes  
Collin Cowgill  
Doug Dasenczo  
Ben Davis  
Jonathan Diaz  
Brian Dopirak (2)  
A.J. Ellis (2)  
Phillip Evans  
Vince Fernandez  
Dustin Fowler  
Choo Freeman  
Yan Gomes  
Jason Grabowski  
John-Ford Griffin  
Creighton Gubanich  
Aaron Guiel  
Brett Harris  
Adeiny Hechavarria  
Darell Hernaiz (2)  
Dilson Herrera (2)  
Brandon Hicks  
Jamie Hoffmann  
Ray Holbert  
Kevin Howard (2)  
Mitch Jones (2)  
Dalton Kelly  
Patrick Kivlehan (2)  
Hong-Chih Kuo  
Rick Lancelotti

Jason Lane (2)  
John Lindsey  
Drew Lugbauer (2)  
Zach Lutz (2)  
Vimael Machin (2)  
Nick Martini  
Aaron Mathews  
Manny Mayorson  
Ray McDavid  
Shane McGuire  
Billy McKinney  
Jeff McNeil  
Kevin McReynolds (2)  
Nate Mondou  
Johnny Monell  
Danny Munro  
Max Muncy  
**Brian Myrow (4)**  
Ricardo Naranita  
Rob Nelson (3)  
Tyler Nevin  
Brandon Nimmo  
Melvin Nieves  
Mark Payton  
Danny Peralas (2)  
Antonio Pérez  
**Carlos Pérez (4)**  
Junior Perez  
Steve Pegues  
Kevin Plawecki  
Yohel Pozo  
Chris Prieto  
T.J. Rivera  
Paul Russo  
Angel Sanchez  
Benito Santiago  
Steve Scarsone  
Max Schuemann  
Anthony Seratelli  
Ryan Shealy (2)  
Craig Shipley (2)  
Travis Snider  
Dave Staton  
James Steels  
Daniel Susac  
Travis Tajjeron (3)  
Cody Thomas (3)  
Chad Treadaway  
Jim Vatcher  
Jacob Wilson  
Jeff Yurtin

## ALL-TIME RECORDS (TEAM GAME) - HITTING

Most At-Bats	7 - Jason Thompson (4/22/98 at CAL); 7 - Andy LaRoche (5/27/08 at TUC); Francisco Lizarraga (5/27/08 at TUC); 7 - Cesar Puello & Wilmer Flores (4/22/14 vs ELP); 7 - Brooks Conrad (6/25/15 at SLK)
Most At-Bats, extra innings	9 - Carlos Baerga (4/28/89 at TAC)
Most Runs Scored	5 - Billy Hall (9/4/94 at CAL); 5 - George Arias (8/21/99 vs TUC); 5 - Sergio Garcia (8/18/06 vs PORT); 5 - Angel Chavez (5/27/08 at TUC); 5 - Jarrett Hoffpauir (4/25/10 vs SAC); 5 - Andrew Brown (5/8/14 at SLK); 5 - Kevin Smith (9/17/22 vs TAC); 5 - Zack Gelof (5/17/23 at SLK); 5 - Max Muncy (8/14/24 vs ALB); 5 - Drew Avans (4/13/25 at ELP)
Most Hits	6 - Billy Hall (9/4/94 at CAL)
Most Consecutive Hits	11 - Keith Lockhart (5/27-5/29/94)
Most Total Bases	17 - Eddie Williams (4/22/98 at CAL)
Most Doubles	4 - Travis Snider (7/31/09 at PORT) 4 - Adam Loewen (5/23/11 at Iowa)
Most Triples	3 - 3 times, last by Jerald Clark (8/4/90 at EDM)
Most Home Runs	4 - Eddie Williams (4/22/98 at CAL)
Most Consecutive HR's	4 - Jerald Clark (8/3 - 8/4/90 vs EDM)
Most RBI	10 - Eddie Williams (4/22/98 at CAL)
Most Sacrifice Hits	3 - Jonathan Diaz (6/16/10 at SLK)
Most GIDP	3 - Jayce Boyd (8/28/17 at SAC)
Most Stolen Bases	5 - Wilkin Ruan (7/28/03 vs ALB)
Most Walks	5 - Chris Knabenshue (6/6/89 at ALB); Logan Davidson (4/1/25 vs SAC)
Most Strikeouts	5 - 7 times, last by Jorge Mateo (7/20/19 at SLK)
Most Hit-by-Pitcher	3 - Franklin Barreto (4/21/19 at Fresno); 3 - Matt Davidson (8/5/22 vs. Reno)



**Eddie Williams -  
Team Record  
with 4 Home  
Runs and 10  
RBI vs. Calgary,  
4/22/98**

## PITCHING

Most Runs Allowed	14 - Aaron Laffey (6/6/18 vs N. Orleans);
Most Earned Runs Allowed	12 - Phil Devey (7/20/01 vs NO); 12 - Lance Broadway (4/27/10 vs SAC); 12 - Merkin Valdez (7/25/10 vs PORT); 12 - Giancarlo Alvarado (7/7/14 at Reno); 12 - Ricky Knapp (7/17/17 vs FRES); 12 - Mitch Atkins (7/18/17 vs FRES); Aaron Laffey (6/6/18 vs. N. Orleans)
Most Hits Allowed	16 - Dennis Springer (4/30/02 vs CSP)
Most Home Runs Allowed	6 - Brian Tollberg (7/5/98 at FRE)
Most Strikeouts	14 - Donnie Elliott (8/20/93 at PHO) 14 - Ray Hayward (7/1/87 at ALB)
Most Walks Issued	10 - Greg Booker (7/1/85 vs TUC); 10 - Pedro A. Martinez (5/3/93 at POR)
Most Hit Batsmen	4 - Matt Clement (5/2/98 at ALB)
Most Wild Pitches	5 - Cam Smith (4/15/01 vs OMA)
Most Wild Pitches, Inning	4 - Matt Riley (8th inning, 5/24/08 vs FRES)
Most Balks	2 - 6 times, last Jesse Litsch (7/9/11 vs SAC, GM#1/DH)

## FIELDING

Most Errors	4 - Jorge Velandia (6/27/95 vs TUC)
Most Triple Plays	1 - Green & Yurtin (6/2/89 at CSP) (Liner to SS Green, steps on 2B, throws to Yurtin) 1 - (5/31/2012 at TUC) - Groundball to Woodward-Diaz-Gomes (5-to-4-to-3)

### Hitting Cycles in Las Vegas History (13 total)

CJ Alexander - 5/10/25 at RENO  
Logan Davidson - 8/30/24 at SAC  
Cody Thomas - 3/31/23 at RENO  
Kevin Smith - 9/17/22 vs TAC  
Jarrett Hoffpauir - 4/25/10 vs SAC; 5/28/10 vs TAC  
Cody Ross - 9/5/05 vs SLK

Shawn Gilbert - 5/11/01 vs TUC  
Greg LaRocca - 7/1/98 vs NASH  
Rob Deer - 8/11/95 vs SLK  
Billy Hall - 9/4/94 at CAL  
Joe Lansford - 7/6/87 at ALB  
John Kruk - 4/8/84 vs EDM



# ALL-TIME TOP TEN INDIVIDUAL SEASON

## HITTING

Games		
140	Joe Lansford	1983
140	Delwyn Young	2006
139	Jerry Davis	1983
137	Paul Faries	1990
137	Greg LaRocca	2000
137	Luke Allen	2002
137	Chin-Feng Chen	2002
137	Wilson Valdez	2006
136	Guillermo Velasquez	1992
136	Joe Thurston	2002
135	Tim Pyznarski	1986
134	Adam Loewen	2011

Batting Average (min 400 plate appearances)		
.380	James Loney*	2006
.378	Terry Tiffée*	2008
.377	Kevin McReynolds	1983
.371	Corban Joseph	2019
.364	David Cooper*	2011
.353	Bip Roberts	1988
.353	T.J. Rivera*	2016
.352	Brandon Nimmo	2016
.351	John Kruk*	1985
.344	Mike Darr	2000
.343	Wilson Valdez	2007

At-Bats		
587	Joe Thurston	2002
556*	Dustin Fowler	2019
552*	Paul Faries	1990
550*	Joe Pittman	1983
539*	Dave Hajek	1998
538	Joe Thurston	2003
532	Delwyn Young	2006
532	Jorge Mateo	2019
528	Joe Lansford	1983
528	Wilson Valdez	2006
523*	Sandy Alomar Jr.	1989

Runs Scored		
113	Jerry Davis	1983
111	Joe Lansford	1983
109	Paul Faries	1990
107	Paul Hiatt	2001
107*	Delwyn Young	2007
106*	Joe Thurston	2002
101	Seth Brown	2019
99	Sheldon Neuse	2019
98	Kevin McReynolds	1983
98	Jerry Davis	1984
98	Dustin Fowler	2019

RBI		
131*	Rick Lancellotti	1984
119*	Tim Pyznarski	1986
119*	George Arias	1998
116	Joe Lansford	1983
116	Kevin McReynolds	1983
109*	Cody Thomas	2023
106*	Randy Ruiz	2009
104	Seth Brown	2019
102	Sheldon Neuse	2019
101	Sandy Alomar Jr.	1989
100	Jerry Davis	1983
100	John Lindsey	2008

\*Led PCL

Hits		
196*	Joe Thurston	2002
177*	Dave Hajek	1998
172*	Paul Faries	1990
170*	David Cooper	2011
165	Luke Allen	2002
165	Delwyn Young	2007
160	Sandy Alomar Jr.	1989
159	Adam Loewen	2011
158	G. Velasquez	1992
158	Sheldon Neuse	2019

Total Bases		
328*	Kevin McReynolds	1983
315	Phil Hiatt	2001
297	Joe Thurston	2002
290	Luis Garcia	2004
286	Seth Brown	2019
283	George Arias	1998
283	Greg La Rocca	2000
280	Delwyn Young	2007
278	Rick Lancellotti	1984
278	Tim Pyznarski	1986
274	Sheldon Neuse	2019

Doubles		
54*+	Delwyn Young	2007
51*	David Cooper	2011
46*	Kevin McReynolds	1983
46	Adam Loewen	2011
45*	Dave Hajek	1998
44*	G. Velasquez	1992
43*	Randy Ruiz	2009
42	Greg LaRocca	2000
42*	Delwyn Young	2006
42*	Travis Taijeron	2016
41	Jason Lane	2009
39	Joe Thurston	2002
39	Terry Tiffée	2008

Triples		
14*	Jorge Mateo	2019
13	Joe Thurston	2002
11	Shawn Abner	1987
10	Randy Asador	1986
10	Bip Roberts	1987
10	Anthony Gose	2012

Home Runs		
44*	Phil Hiatt	2001
37	Seth Brown	2019
36	George Arias	1998
32*	Kevin McReynolds	1983
32	Luis Garcia	2004
32	J.P. Arencibia	2010
31*	Carlos Pérez	2021
30	Mark Payton	2019
29	Rick Lancellotti	1984

Sacrifice Hits		
15	Jonathan Diaz	2012
14	Gary Green	1987
14	Keith Johnson	2001

Hit By Pitch		
21	Cesar Puello	2014

19	Mike Kinkade	2002
18	Joe Thurston	2003
18	Jason Repko	2008

### Stolen Bases

62*	Will Taylor	1991
48	Paul Faries	1990
44	Bobby Brown	1983
42	Tyler Wade	2023
41	Mike Brumley	1988
41	Wilkin Ruan	2003
40	Joey Cora	1989
38	Joe Pittman	1983
35	Jerry Davis	1984
35	James Steels	1986

### Walks

103*	Jerry Davis	1984
99	Jerry Davis	1983
89	Ryan Noda	2024
87	Chris Knabenschue	1989
84	Mark Gillespie	1987
84	Allan Dykstra	2014
82	Tim Pyznarski	1986
81	Zach Borenstein	2018
79	Dusty Allen	1999
76	Joe Lansford	1983

### Strikeouts

182	Zach Borenstein	2018
166	Travis Taijeron	2016
160	Chin-Feng Chen	2002
147	Travis Taijeron	2015
146	Travis Taijeron	2017

### Inside-The-Park Home Runs (31)

John Kruk (7/13/85) vs. Portland
Mike Simms (5/28/93) vs. Tucson
Pablo Martinez (6/15/93) vs. Portland
Jamie Keefe (6/20/97) vs. Tucson
Marino Castillo (8/12/97) at Calgary
Mark Whiten (4/11/02) vs. Edmonton
Todd Greene (5/2/02) vs. C. Springs
Luke Allen (7/2/02) vs. New Orleans
Chris Clapinski (6/15/03) vs. Tacoma
Jose Flores (8/27/04) vs. Fresno
Jason Repko (6/2/05) vs. C. Springs
Willy Aybar (4/21/06) at Fresno
Mike Koplove (6/6/08) vs. Tucson
Aaron Mathews (5/28/10) vs. Tacoma
Craig Stansberry (6/1/11) vs. Tucson
David Cooper (5/21/12) vs. Nashville
Kirk Nieuwenhuis (8/14/13) vs. N.O.
Travis Taijeron (7/5/17) vs. El Paso
Patrick Kivlehan (6/22/18) vs. RENO
Jeff McNeil (7/13/18) vs. ALB
Peter Alonso (7/19/18) at SLK
Eric Campbell (5/5/19) vs. Fresno
Mark Payton (8/21/19) vs. Reno
Skye Bolt (8/2/21) vs. Tacoma
Luis Barrera (9/23/21) vs. OKC
Conner Capel (7/15/23) vs. Reno
Armando Alvarez (4/27/24) at SAC
Hoy Park (6/8/24) at ELP
Colby Thomas (8/4/24) vs. ALB
Drew Avans (4/9/25) at ELP
Willie Macliver (7/11/25) at ELP

# ALL-TIME TOP TEN INDIVIDUAL SEASON



## PITCHING

### Appearances

75*	Todd Simmons	1987
72*	Troy Brohawn	2004
65*	Mark Williamson	1985
64*	Justin Hampson	2013
63	Al Newman	1998
63*	Casey Hoorelbeke	2007
63*	Zack Thornton	2015
61	John Church	2015
60	Bob Patterson	1984
60	Bryan Corey	2003

### Innings Pitched

191.1*	Ray Hayward	1985
186.1	Bob Patterson	1985
184.1	Steve Fireovid	1983
178.1	Joe Bitker	1988
177.2	Bryan Wolff	1999
177.1	Denny Harriger	1995
176.1	Matt Maysey	1989
175.1	Ed Wojna	1986
172.2	Robert Ellis	2002

### Games Started

29*	D.J. Houlton	2006
28	Steve Fireovid	1983
28	Ed Wojna	1984
28	Ray Hayward	1985
28	Terry Gilmore	1989
28	Matt Maysey	1989
28	Denny Harriger	1995
28	Robert Ellis	2002
28	Chris Schwinden	2013
28	Logan Verrett	2014

### Wins

14	Steve Fireovid	1983
14	Ed Wojna	1984
13	Terry Gilmore	1990
12	Ed Wojna	1986
12	Todd Simmons	1988
12	Stan Spencer	1998
12	Gabriel Ynoa	2016
11	16 players tied	
last by	Jack Cushing+	2025

### Saves

28*	Jeff Williams	2002
24	Jeremy Accardo	2010
23	Steve Colyer	2003
22*	Todd Simmons	1987
21	Dustin Hermanson	1996

### Losses

16	Matthew Bowman	2015
13	Wilfredo Boscan	2017
13	Ricky Knapp	2017
12	Matt Maysey	1989
12	Bryan Wolff	1999
12	Mark Johnson	2004
12	Duane Below	2016

### ERA (min 70 IP)

2.19	Steven Matz	2015
2.55	Glenn Dishman	1995
2.60	Brian Snyder	1987
2.60	Jeff Williams	2002
2.72	Sean O'Sullivan	2012
2.75	Gene Walter	1985
2.83	Brian Tollberg	2000
2.97	Bryan Corey	2003
3.05	Todd Simmons	1987
3.05	Rafael Montero	2013
3.10	Ray Hayward	1987

### Strikeouts

174*	Mark Keifer	2001
167*	Drew Gagnon	2018
161*	Scott Sanders	1993
160*	Matt Clement	1998
151	Bryan Wolf	1999
150	Ray Hayward	1985
148	Lance McCullers	1985
147	Greg W. Harris	1988
146	Bob Patterson	1985
145*	Noah Syndergaard	2014

### Home Runs

#### Allowed

38	Parker Dunshee	2022
28	Heath Totten	2004
27	Cecilio Ruiz	1983
27	Collin Wiles	2022
25	Buddy Carlyle	1999
25	Buddy Carlyle	2000
25	Harold Eckert	2006
25	D.J. Houlton	2006
25	Justin Orenduff	2008
25	Tyler Alexander	2019

### Runs Allowed

130	Eric Nolte	1990
127	Lance Broadway	2010
124	Steve Fireovid	1983
122	Denny Harriger	1994
117	Parker Dunshee	2022
115	D.J. Houlton	2006
113	Harold Eckert	2006
107	Heath Totten	2004
105	Kerry Taylor	1994
105	Harold Eckert	2005

### Earned Runs

#### Allowed

120	Lance Broadway	2010
117	Eric Nolte	1990
114	Parker Dunshee	2022
104	Denny Harriger	1994
101	D.J. Houlton	2006
99	Harold Eckert	2006
98	Steve Fireovid	1983
97	Heath Totten	2004

### Hits Allowed

216	Denny Harriger	1994
213	Heath Totten	2004
212	Steve Fireovid	1983
211	Andrew Lorraine	2003
203	Dennis Springer	2002
199	Terry Gilmore	1989
199	Bryan Wolff	1999
198	Ray Hayward	1985
195	Joe Bitker	1988
195	Robert Ellis	2002
195	Lance Broadway	2010

### Walks

97	Ed Vosberg	1987
88	Matt Maysey	1990
85	Matt Clement	1998
84	Matt Maysey	1989
81	Ed Wojna	1984
81	Kerry Taylor	1994
79	Ray Hayward	1984
79	Ray Hayward	1985
79	Joe Bitker	1987
78	Dan Murphy	1989
78	David Purcey	2009

### Complete Games

7	Bob Patterson	1985
7*	Denny Harriger	1995
6	Steve Fireovid	1983
6	Ray Hayward	1985
6	Ed Wojna	1985
5	Greg W. Harris	1988
4	Scott Sanders	1993
4	Terry Gilmore	1989
4	Matt Maysey	1989
4	Roger Smithberg	1989

### Hit Batsmen

30	Matt Clement	1998
23	Kerry Taylor	1997
20	Harold Eckert	2005
16	Parker Dunshee	2022
14	Michael MacDonald	2011
13	Robert Ellis	2002
12	Brian Tollberg	1998
12	Brendan Sullivan	1999
12	Mark Kiefer	2001
12	Luis Perez	2010

### Wild Pitches

22	Jim Hoey	2012
19	Kevin Lomon	1998
18	Ray Hayward	1987
18	Terric McFarlin	1995
18	Matt Clement	1998
17	Andres Berumen	1996
16	Ed Wojna	1984
16	Ray Hayward	1984
15	Ray Hayward	1985
14	Kerry Taylor	1994

\*Led PCL  
+Tied PCL



# ALL-TIME TOP TEN CAREER HITTING

## Games

453	Joe Thurston
438	Chin-Feng Chen
432	Jim Vatcher
422	Kevin Higgins
390	Gary Green
385	Ed Rodriguez
381	Travis Tajeron
378	Joe Lansford
378	Joey Cora
363	Eric Campbell

## Batting Average

(min 600 AB)

.346	David Cooper
.344	John Kruk
.335	T.J. Rivera
.332	Eddie Williams
.332	Sheldon Neuse
.331	Dave Hajek
.330	Travis Snider
.329	Bip Roberts
.325	Jose Flores
.323	John Lindsey
.321	Mike Darr, Wilmer Flores

## At-Bats

1,699	Joe Thurston
1,610	Chin-Feng Chen
1,471	Joey Cora
1,359	Kevin Higgins
1,324	Jim Vatcher
1,309	Joe Lansford
1,301	Travis Tajeron
1,256	Ed Rodriguez
1,251	Rick Bell
1,246	Gary Green
1,237	George Hinshaw

## Runs

311	Paul Faries
292	Chin-Feng Chen
255	Eric Campbell
253	Joe Thurston
243	Joey Cora
236	Joe Lansford
228	Travis Tajeron
220	Delwyn Young
218	Jerry Davis
216	Ed Rodriguez

## RBI

298	Chin-Feng Chen
258	Joe Lansford
237	Travis Tajeron
220	Eric Campbell
219	Delwyn Young
208	Dave Staton
206	Eddie Williams
193	Robert Nelson
190	Jim Vatcher
188	John Lindsey
182	Jerald Clark
181	Phil Hiatt
181	Joe Thurston

## Hits

516	Joe Thurston
455	Chin-Feng Chen
448	Joey Cora
398	Kevin Higgins
381	Eric Campbell
379	Jim Vatcher
379	Delwyn Young
361	Rick Bell
356	Travis Tajeron
343	George Hinshaw

## Total Bases

845	Chin-Feng Chen
744	Joe Thurston
681	Travis Tajeron
632	Delwyn Young
602	Eric Campbell
591	Joe Lansford
562	Rick Bell
556	Joey Cora
523	Jerald Clark
514	George Hinshaw
514	Dave Staton

## Doubles

113	Delwyn Young
96	Travis Tajeron
95	Chin-Feng Chen
93	Joe Thurston
91	Jim Vatcher
88	Eric Campbell
87	Rick Bell
78	David Cooper
72	Jason Lane
72	Matt Reynolds

## Triples

24	Joe Thurston
21	Ed Rodriguez
18	Bip Roberts
17	Joey Cora
17	Chin-Feng Chen
17	Wilkin Ruan

## Home Runs

87	Chin-Feng Chen
69	Travis Tajeron
67	Phil Hiatt
60	Dave Staton
58	Carlos Pérez
57	Eddie Williams
54	Joe Lansford
53	J.P. Aencibia
51	Seth Brown
50	Robert Nelson
47	George Arias
45	John Lindsey

## Stolen Bases

98	Joey Cora
83	Paul Faries
65	Will Taylor
64	Wilkin Ruan
57	Bip Roberts
56	James Steels
52	Thomas Howard
52	Mike McCoy

## Walks

210	Jerry Davis
209	Joe Lansford
206	Eric Campbell
202	Travis Tajeron
190	Chin-Feng Chen
177	Joey Cora
168	Robert Nelson
163	Randy Asadoor
160	Jim Vatcher
152	Eric Campbell
141	Kevin Higgins

## Strikeouts

459	Travis Tajeron
426	Chin-Feng Chen
318	Robert Nelson
288	Joe Lansford
273	Dusty Allen
257	Randy Asadoor
255	Dave Staton
252	Delwyn Young

## Fewest K's (Min. 800 AB)

83	Steve Garcia
93	Sandy Alomar Jr.
99	Wilkin Ruan
102	Kevin Higgins
102	Aaron Mathews
105	Joey Cora
116	Gavin Cecchini
118	James Steels
118	Paul Faries
120	Greg LaRocca
127	Luis Lopez

## Seasons Played

5	Kevin Higgins
5	Stan Spencer
5	Eric Campbell
4	Dave Staton
4	A.J. Sager
4	Mike Basso
4	Dan Walters
4	Joey Cora
4	Steve Garcia
4	Shane Mack
4	Ed Rodriguez
4	James Steels
4	Gary Green
4	Greg W. Harris
4	Terry Gilmore
4	Jim Vatcher
4	Pete Roberts
4	Joe Bitker
4	Luis Lopez
4	Greg Booker
4	Ray Hayward
4	Todd Simmons
4	Ed Wojna
4	Andres Berumen
4	Scott Sanders
4	Chris Prieto
4	Chin-Feng Chen
4	Joe Thurston
4	Harold Eckert
4	Wilkin Ruan
4	Eric Stults
4	Jonathan Diaz
4	Kevin Howard
4	Buddy Carlyle
4	Chasen Bradford
4	Matt Reynolds
4	Miguel Romero
4	Nick Allen
4	Hogan Harris

# ALL-TIME TOP TEN CAREER PITCHING



## Appearances

176	Chasen Bradford
160	Joe Lynch
155	Todd Simmons
148	Zack Thornton
133	Sean Henn
125	Miguel Romero
114	Andres Berumen
113	Zack Thornton
112	Ed Vosberg
110	John Church

## Innings Pitched

599.0	Ray Hayward
542.0	Ed Wojna
498.2	Denny Harriger
438.1	Eric Stults
433.2	Ed Vosberg
422.2	Terry Gilmore
392.1	Buddy Carlyle
388.2	Joe Bitker
367.1	Eric Nolte
362.0	Harold Eckert

## Games Started

99	Ray Hayward
87	Ed Wojna
78	Denny Harriger
77	Eric Stults
64	Eric Nolte
61	Heath Murray
60	Terry Gilmore
59	Ed Vosberg
58	Joe Bitker
58	Buddy Carlyle
58	Heath Totten
58	Brad Mills

## Wins

38	Ed Wojna
37	Ray Hayward
27	Ed Vosberg
25	Denny Harriger
25	Stan Spencer
25	Eric Stults
24	Terry Gilmore
24	Buddy Carlyle
23	Todd Simmons
23	Heath Totten
21	Joe Bitker
21	Victor Alvarez
21	Brad Mills

## Saves

37	Jeremy Accardo
35	Dustin Hermanson
28	Jeff Williams
28	Chasen Bradford
26	Todd Simmons
26	Keith Comstock
24	Jeremy Hernandez
24	Paul Sewald
23	Steve Colyer
20	Brandon Kolb
19	Bob Patterson
19	Floyd Chiffer

## Losses

32	Ray Hayward
32	Eric Stults
28	Ed Wojna
27	Denny Harriger
27	Eric Nolte
25	Terry Gilmore
25	Harold Eckert
25	Heath Totten

## ERA (min 120 IP)

2.89	Mike Oquist
3.15	Keith Comstock
3.19	Bob Patterson
3.43	Rafael Montero
3.48	Bryan Corey
3.55	Ben Bracewell
3.67	Sean Henn
3.73	Eric Hull
3.80	Stan Spencer
3.92	Floyd Chiffer
3.92	John Church

## Strikeouts

456	Ray Hayward
371	Eric Stults
354	Buddy Carlyle
310	Ed Wojna
309	Harold Eckert
308	Brad Mills
292	Terry Gilmore
286	Denny Harriger
285	Heath Murray
278	Ed Vosberg
273	Stan Spencer

## Home Runs Allowed

67	Parker Dunshee
63	Buddy Carlyle
63	Harold Eckert
51	Eric Stults
50	Heath Totten
47	Scott Richmond
44	Terry Gilmore
41	Ray Hayward
41	Brad Mills

## Runs Allowed

325	Ray Hayward
307	Denny Harriger
305	Harold Eckert
301	Eric Nolte
293	Ed Wojna
283	Terry Gilmore
274	Eric Stults
254	Heath Totten
239	Greg Booker
236	Ed Vosberg

## Earned Runs Allowed

274	Ray Hayward
271	Harold Eckert
270	Eric Nolte
261	Denny Harriger

258	Ed Wojna
254	Eric Stults
246	Terry Gilmore
213	Heath Totten
201	Ed Vosberg
201	Parker Dunshee

## Hits Allowed

622	Ray Hayward
586	Denny Harriger
581	Ed Wojna
535	Terry Gilmore
512	Eric Stults
476	Eric Nolte
466	Heath Totten
461	Harold Eckert
432	Joe Bitker
432	Heath Murray
430	Ed Vosberg

## Walks

302	Ray Hayward
221	Ed Vosberg
216	Ed Wojna
191	Greg Booker
188	Harold Eckert
172	Matt Maysey
163	Eric Stults
157	Kerry Taylor
156	Eric Nolte
155	Denny Harriger

## Complete Games

17	Ed Wojna
11	Joe Lynch
8	Terry Gilmore
8	Ray Hayward
8	Bob Patterson
6	Joe Bitker
6	Glenn Dishman
6	Steve Fireovid
6	Heath Murray
6	Felix Oroz
6	Ed Vosberg

## Hit Batsmen

36	Harold Eckert
30	Matt Clement
28	Dick Grapenthin
25	Parker Dunshee
23	Kerry Taylor
20	Greg Miller
19	Ray Hayward
19	Miguel Romero
16	Ed Wojna
16	Brian Tollberg

## Wild Pitches

58	Ray Hayward
37	Ed Wojna
29	Andres Berumen
28	Eric Nolte
24	Matt Maysey
22	Greg Booker
22	Jim Hoey
21	Eric Stults



# TEAM RECORDS SEASON

## GENERAL

Most Wins in a Season -	85 (2002)
Most Home Wins/Home Losses in a Season -	50 (1983)/42 (1994, 2010)
Fewest Wins in a Season -	56 (1994, 1997, 2017)
Highest Winning Percentage (140 games) -	.593 (83-57, 2019)
Highest Winning Percentage (144 games) -	.590 (85-59, 2002)
Lowest Winning Percentage -	.392 (1994)
Most Losses in a Season -	87 (1994)
Most Road Wins/Road Losses in a Season -	44 (2002); (2019)/49 (1997)
Fewest Losses in a Season -	57; 140 games (2019); 59; 144 games (2002)
Highest/Lowest Home Winning Pct., Season -	.685 (1983)/.417 (1994, 2010)
Highest/Lowest Road Winning Pct., Season -	.629 (2019)/.300 (1997)

Most Consecutive Wins -	14 (2015)
Most Consecutive Losses -	12 (2005)
Most Consecutive Wins to Start a Season -	6 (2006)
Most Consecutive Losses to Start a Season -	5 (2009)

## HITTING

Highest Team Average -	.307 (2011)
Lowest Team Average -	.264 (1996, 1999)
Most At-Bats -	5,268 (2025)
Fewest At-Bats -	4,424 (2021), 126 games
Most Runs -	984 (2023)
Fewest Runs -	636 (1985)
Most Times Shutout -	12 (2006)
Most Consecutive Times (Shutout)	4 (Aug. 3-4-5-6, 2006, 40.1 scoreless innings)
Fewest Times Shutout -	0 (1990)
Most Total Bases -	2,651 (2019)
Most Hits -	1,567 (2011)
Fewest Hits -	1,227 (2021), 126 games
Most Doubles -	352 (2010 & 2011)
Most Triples -	67 (1986)
Most Home Runs -	250 (2019)
Fewest Home Runs -	74 (1992)
Most Consecutive Games with HR -	21 (June 4-27, 2021)
Most Extra-Base Hits -	614 (2019)
Most Runs Batted In -	933 (2023)
Most Stolen Bases -	188 (2023)
Most Sacrifice Hits -	75 (2006)
Most Strikeouts -	1,465 (2022)
Most Walks -	702 (2025)
Fewest Walks -	375 (2003)
Most Hit by Pitcher -	101 (2022)
Most Grounded into Double Plays -	159 (2008)
Most Left on Base -	1,229 (2025)
Fewest Left on Base -	922 (2021), 126 games

**The Mayor's Trophy (Team MVP) is given annually and is voted on by the fans. The list of winners (1983-2019; 2021-25)**

<b>1983:</b> Harry Dunlop (Manager)	<b>2005:</b> Cody Ross, OF
<b>1984:</b> Rick Lancellotti, OF	<b>2006:</b> Delwyn Young, OF
<b>1985:</b> John Kruk, 1B/OF	<b>2007:</b> John Lindsey, 1B
<b>1986:</b> Tim Pyznarski, INF	<b>2008:</b> John Lindsey, 1B
<b>1987:</b> Steve Garcia, INF	<b>2009:</b> Randy Ruiz, 1B
<b>1988:</b> Joey Cora, INF	<b>2010:</b> J.P. Arenchibia, C
<b>1989:</b> Jared Clark, OF	<b>2011:</b> David Cooper, 1B
<b>1990:</b> Joe Cora, INF	<b>2012:</b> Adeiny Hechavarria, SS
<b>1991:</b> Jose Mota, INF	<b>2013:</b> Wilmer Flores, INF
<b>1992:</b> Jim Vatcher, OF	<b>2014:</b> Matt den Dekker, OF
<b>1993:</b> Brian Johnson, C	<b>2015:</b> Travis Tajjeron, OF
<b>1994:</b> Luis Lopez, INF	<b>2016:</b> T.J. Rivera, INF
<b>1995:</b> Ira Smith, OF	<b>2017:</b> Amed Rosario, INF
<b>1996:</b> Rico Rossy, INF	<b>2018:</b> Peter Alonso, INF
<b>1997:</b> Doug Dascenzo, OF	<b>2019:</b> Jorge Mateo, INF
<b>1998:</b> George Arias, INF	<b>2020:</b> MiLB season canceled/COVID-19 pandemic
<b>1999:</b> Rico Rossy, INF	<b>2021:</b> Carlos Pérez, C/INF/OF
<b>2000:</b> Greg LaRocca, INF	<b>2022:</b> Shea Langeliers, C
<b>2001:</b> Chris Prieto, OF	<b>2023:</b> Yohel Pozo, C/INF
<b>2002:</b> Luke Allen, OF	<b>2024:</b> Nick Allen, INF
<b>2003:</b> Joe Thurston, 2B	<b>2025:</b> Colby Thomas, OF
<b>2004:</b> Rick Bell, 3B	

# TEAM RECORDS SEASON



## PITCHING

Lowest ERA -	4.17 (2003)
Highest ERA -	6.22 (2023)
Most Complete Games -	26 (1985)
Fewest Complete Games -	0 (2008, 2021, 2023, 2024)
Most Saves -	47 (2002)
Fewest Saves -	24 (1991)
Most Innings Pitched -	1,325.2 (2025), 150 games
Fewest Innings Pitched -	1,113.0 (2021), 126 games
Most Hits -	1,601 (2010)
Fewest Hits -	1,290 (1984)
Most Runs -	1,012 (2023)
Fewest Runs -	672 (2003)
Most Earned Runs -	903 (2023)
Fewest Earned Runs -	577 (2003)
Most Walks Issued -	753 (2024)
Fewest Walks Issued -	424 (2003)
Most Strikeouts -	1,362 (2024)
Fewest Strikeouts -	724 (1983)
Most Shutouts -	11 (2009)
Fewest Shutouts -	1 (1993, 2021)
Most Home Runs Allowed -	265 (2022)
Fewest Home Runs Allowed -	81 (1992)
Most Hit Batsmen -	103 (1998)
Fewest Hit Batsmen -	18 (1988)
Most Wild Pitches -	93 (2024)
Fewest Wild Pitches -	41 (2003)
Most Balks -	48 (1988)
Fewest Balks -	2 (2006, 2014, 2015)

## MISCELLANEOUS CAREER RECORDS

Most Consecutive Games with hit -	37 Joey Cora (6/16 thru 7/23/89)
Grand Slams -	4 Brian Myrow (2004-05); Carlos Pérez (2021, 2024)
Sacrifice Flies -	26 Joe Lansford (1983-84, '87)
Sacrifice Hits -	32 Jonathan Díaz (2009-12)
Hit by Pitcher -	50 Joe Thurston (2002-05)

### LAS VEGAS ALL-TIME 1-0 GAMES

1983 -	@Portland, Aug. 13, L (13)	Vs. Edmonton, May 6, W
1984 -	@Hawaii, L	@Tacoma, June 7, L
	@Portland, W (10 innings)	@Tacoma, April 21, W
1985 -	@Portland, April 27, L	@Tacoma, June 7, W
	Vs. Hawaii, June 7, W	2004 -
1986 -	Vs. Portland, April 14, W	None
1987 -	@Hawaii, Aug. 12, 0-0 after 10 innings, called curfew	2005 & 2007 -
	@Albuquerque, June 19, L	None
1988 -	Vs. Phoenix, May 24, W	2006 -
1989 -	@Albuquerque, July 26, L	@New Orleans, Aug. 6, L
	@Vancouver, Aug. 18, L	@New Orleans, Aug. 10, W
	@Tucson, Aug. 20, W (11)	2008 -
1990 -	Vs. Vancouver, July 16, W	@Salt Lake, April 16, L
1991 -	None	@New Orleans, Aug. 3, L
1992 -	@Edmonton, Aug. 8, L	2009 -
	@Phoenix, Aug. 12, W	@C. Springs, June 13, W (GM#2)
	@Albuquerque, Aug. 31, L	Vs. Reno, August 27, W
1993 -	Vs. Colo. Springs, May 17, L	2010 & 2011 & 2013 -
1994 -	@Vancouver, April 22, W	None
	@Tacoma, May 22, L	2012 -
	Vs. Edmonton, July 14, W	@Oklahoma City, May 10, L
1995 -	Vs. Albuquerque, April 18, W	@Sacramento, July 13, W
1996 -	@Vancouver, Aug. 27, W	2014 -
1997 -	Vs. Salt Lake City, May 6, W	@Fresno, April 12, W (10 innings)
	@Phoenix, May 22, W	2015 -
	Vs. Edmonton, April 9, W	@Nashville, May 31, L
1998 -	None	@Memphis, June 5, L (7 innings)
1999 -	None	2016 -
2000 -	@Tucson, July 16, W (GM#2)	@Sacramento, May 9, W
2001 -	@Memphis, June 10, L	@Oklahoma City, May 14, L
	@Tucson, Aug. 15, L	@Fresno, July 26, L
2002 -	Vs. Calgary, April 6, W	2017 -
2003 -	Vs. Tacoma, April 22, W	@Fresno, April 19, L
		@Nashville, July 28, L
		2018 -
		@Sacramento, May 24, L (10 innings)
		2019 -
		Vs. Albuquerque, May 23 W (10 innings)
		@Sacramento, May 31, L
		2020 -
		MiLB season canceled/COVID-19 pandemic
		2021 -
		@Reno, July 8, L
		2022 -
		None
		2023 -
		@Oklahoma City, June 21, L
		2024 -
		None
		2025 -
		None

**All-Time Record in 1-0 games: 27-27 (.500)**  
**Home: 13-1 (.929); Road: 14-26 (.350)**



# ALL-TIME LAS VEGAS ROSTER

A few of the elite in franchise history . . .



**Sandy Alomar Jr.**



**Pete Alonso**



**Joey Cora**




**Jacob deGrom**



**Phil Hiatt**



**Kevin Higgins**




**John Kruk**




**Rick Lancellotti**



**James Loney**



**Kevin McReynolds**




**Bip Roberts**



**Randy Ruiz**



**Benito Santiago**



**Terry Tiffee**



**Tim Worrell**

**-A-**

Aardsma, David, RHP (2013)  
 Abbott, Paul, RHP (1996)  
 Abner, Shawn, OF (1987-89)  
 Abreu, Bobby, OF (2014)  
 Abreu, Juan, RHP (2012)  
 Abreu, Tony, INF (2007)  
 Abreu, Winston, RHP (2004, 2011)  
 Accardo, Jeremy, RHP (2009-10)  
 Acevedo, Domingo, RHP (2021, 2023)  
 Acton, Garrett, RHP (2022-23)  
 Adams, Russ, UTIL (2009)  
 Agosto, Juan, LHP (1983)  
 Aguila, Chris, OF (2010)  
 Akin, Brian, RHP (2007-08)  
 Albaladejo, Jonathan, RHP (2017)  
 Aldred, Scott, LHP (2002)  
 Alexander, C.J., OF (2024-25)  
 Alexander, Jason, RHP (2025)  
 Alexander, Mark, RHP (2006-07)  
 Alexander, Scott, LHP (2024)  
 Alexander, Tyler, LHP (2019)  
 Allen, Austin, C (2021-22)  
 Allen, Brandon, INF/OF (2014-15)  
 Allen, Dusty, 1B/OF (1998-2000)  
 Allen, Luke, OF (2001-02)  
 Allen, Nick, INF (2021-24)  
 Almanzar, Carlos, RHP (1999-2000)  
 Alomar, Roberto, INF (1988)  
 Alomar, Sandy Jr., C (1988-89)  
 Alonso, Peter, INF (2019)  
 Alvarado, Elvis, RHP (2025)  
 Alvarado, Giancarlo, RHP (2013-14)  
 Alvarez, Armando, INF/OF (2024)  
 Alvarez, Dario, LHP (2015-16)  
 Alvarez, Gabe, 1B/OF (2000)  
 Alvarez, Nick, INF/OF (2006)  
 Alvarez, Victor, LHP (2001-03)  
 Alvarez, Wilson, LHP (2003, 2005)  
 Anderson, Marlon, OF (2007)  
 Anderson, Tanner, RHP (2019, 2021)  
 Andujar, Luis, RHP (2000)  
 Andujar, Miguel, OF (2024-25)  
 Angeles, Euribiel, INF (2025)  
 Angulo, Argenis, RHP (2021)  
 Apodaca, Juan, C (2005)  
 Ardoin, Danny, C (2008)  
 Arencibia, J.P., C (2009-10)  
 Arias, George, INF (1997-99)  
 Armenteros, Lazaro, OF (2024)  
 Arvensen, Scott, RHP (1995)  
 Asadoor, Randy, INF/OF (1985-87)  
 Asche, Cody, INF/OF (2018)  
 Ashley, Nevin, C (2016)  
 Atkins, Mitch, RHP (2017)  
 Avant, Corey, RHP (2024)  
 Avans, Drew, OF (2025)  
 Aven, Bruce, OF (2001)  
 Aybar, Willy, 3B (2005-06)  
 Azocar, Oscar, OF (1991)

**-B-**

Baerga, Carlos, INF (1989, '99)  
 Bailey, Homer, RHP (2021)  
 Baillli, Kenen, OF (2012)  
 Baldonado, Alberto, LHP (2017)  
 Barbosa, Andrew, LHP (2016)  
 Barkley, Jeff, RHP (1986)  
 Barnes, John, OF (2004)  
 Barnes, Larry, 1B (2003, 2007)  
 Barnett, Mason, RHP (2025)  
 Baron, Jim, LHP (1997)  
 Barrera, Diego, LHP (2024)  
 Barrera, Luis, OF (2021-22)  
 Barreto, Franklin, INF (2019)  
 Barrett, Marty, INF (1991)  
 Barrett, Michael, C (2009)  
 Barry, Jeff, OF (1996)  
 Bassitt, Chris, RHP (2019)  
 Basso, Brady, LHP (2024-25)  
 Basso, Mike, C (1988, '90, '92-93)  
 Batchelor, Rich, RHP (1997)  
 Bauer, Eric, LHP (1987)  
 Bauer, Rick, RHP (2007)  
 Baum, Tyler, RHP (2024-25)  
 Baumann, Buddy, LHP (2018)  
 Bautista, Gerson, RHP (2018)  
 Baxter, Mike, OF (2013)  
 Bayliss, Jonah, RHP (2009)  
 Beam, T.J., RHP (2009)  
 Beamon, Trey, OF (1997)  
 Bean, Billy, OF (1993, '95)  
 Beavan, Blake, RHP (2017)  
 Bechina, Marty, OF (2021-22)  
 Beck, Austin, OF (2021)  
 Beck, Chad, RHP (2011-12)

Beck, Chris, RHP (2018)  
 Becker, Joseph, INF (2007)  
 Beckett, Robbie, LHP (1994)  
 Bedrosian, Cam, RHP (2021)  
 Beers, Blake, RHP (2024-25)  
 Beimel, Joe, LHP (2006)  
 Beirne, Kevin, RHP (2002)  
 Bell, Rick, 3B (2002-04)  
 Bellorin, Edwin, C (2006)  
 Below, Duane, LHP (2015-16)  
 Beltre, Adrian, INF (2001)  
 Benes, Andy, RHP (1989)  
 Bennett, Gary, C (2008)  
 Bennett, Hamilton, LHP (2013)  
 Bernadina, Roger, OF (2016)  
 Berrios, Arnaldo, OF (2017)  
 Berumen, Andres, RHP (1994-97)  
 Bethancourt, Christian, C/INF (2022)  
 Bethea, Steve, INF (1993-94)  
 Bevel, Bobby, LHP (2001)  
 Bido, Osvaldo, RHP (2024-25)  
 Bielak, Brandon, RHP (2024)  
 Bigbie, Larry, OF (2007)  
 Bilardello, Dann, C (1991-92)  
 Billingsley, Chad, RHP (2006)  
 Biondi, Patrick, OF (2018)  
 Bitker, Joe, RHP (1986-89)  
 Bixler, Brian, INF/OF (2013)  
 Black, Vic, RHP (2014-15)  
 Blackburn, Paul, RHP (2019, 2021, 2023-24)  
 Blackham, Matt, RHP (2021)  
 Bleday, JJ, OF (2023, 2025)  
 Blevins, Jerry, LHP (2019)  
 Blount, Bill, LHP (1987)  
 Bochtler, Doug, RHP (1993-95)  
 Bochy, Bruce, C (1983-84, '88)  
 Boccock, Brian, INF (2012)  
 Bogar, Tim, INF (2001)  
 Bolt, Skye, OF (2019, 2021-22)  
 Bolte, Henry, OF (2025)  
 Bonds, Bobby, OF (1994)  
 Bones, Ricky, RHP (1990-91, 2002)  
 Booker, Greg, RHP (1983-86)  
 Boone, Randy, RHP (2009, 2011)  
 Borders, Pat, C (2006)  
 Borenstein, Zach, OF (2018)  
 Boscan, Wilfredo, RHP (2017)  
 Boucher, Denis, LHP (1993)  
 Bowden, Ben, LHP (2025)  
 Bowman, Cooper, INF/OF (2024-25)  
 Bowman, Matthew, RHP (2014-15)  
 Boyd, Jayce, OF (2015, 2017)  
 Boyle, Joe, RHP (2023-24)  
 Boze, Marshall, RHP (1997)  
 Bradford, Chasen, RHP (2014-17)  
 Bradley, Milton, OF (2005)  
 Bracewell, Ben, RHP (2019, 2021)  
 Branson, Jeff, INF (2001-02)  
 Brassil, Thomas, INF (1988)  
 Brazoban, Yhency, RHP (2004, 2007-08)  
 Bream, Scott, INF (1995)  
 Breaud, Hunter, RHP (2022)  
 Brentz, Bryce, OF (2018)  
 Bride, Jonah, INF/OF (2022-23)  
 Briggs, Austin, LHP (2024)  
 Briggs, Stoney, OF (1997)  
 Broadway, Lance, RHP (2010)  
 Brocail, Doug, RHP (1992-94)  
 Brock, Tarrik, OF (2003)  
 Brohawn, Troy, LHP (2003-04)  
 Brooks, Aaron, RHP (2024-25)  
 Brooks, Frank, LHP (2005)  
 Brooks, Trenton, INF/OF (2023)  
 Bross, Terry, RHP (1992)  
 Brown, Aaron, LHP (2021-22)  
 Brown, Andrew, OF (2013-14)  
 Brown, Bobby, OF (1983)  
 Brown, Jarvis, OF (1993)  
 Brown, Jeff, LHP (1993)  
 Brown, Jeremy, OF (2006)  
 Brown, Kevin, RHP (2002)  
 Brown, Larry, RHP (1983-84)  
 Brown, Ray, 1B/OF (1997)  
 Brown, Ryan, RHP (2024)  
 Brown, Seth, INF/OF (2019, 2021, 2023-25)  
 Broxton, Jonathan, RHP (2006)  
 Brumley, Mike, INF (1988)  
 Bruno, Julio, INF (1994-96)  
 Bruske, Jim, RHP (1997-98, 2001)  
 Bryand, Renay, LHP (1992, '94)  
 Buchanan, Jake, RHP (2019)  
 Buchter, Ryan, LHP (2019)  
 Buckley, Kevin, C (1987)  
 Budde, Ryan, C (2011)  
 Bullington, Bryan, RHP (2009)  
 Bullock, Eric, OF (1995)

Burdick, Dale, INF (2017-18)  
Burke, Greg, RHP (2013)  
Burns, Cory, RHP (2017)  
Burras, Brian, LHP (2009)  
Burroughs, Darren, LHP (1984)  
Burrows, Terry, RHP (1997)  
Bush, Darren, OF (2000)  
Bush, Homer, INF (1996-97)  
Butler, Lawrence, OF (2023-24)  
Buzachero, Bubby, RHP (2009-10)  
Byers, Randall, OF (1987-89)  
Byrdak, Tim, LHP (2013)

**-C-**

Cabrera, Jolbert, OF (2002)  
Cabrera, Mayke, INF (2005)  
Cadaret, Greg, LHP (1995)  
Cairncross, Cam, LHP (1994)  
Calderone, Adam, OF (2009-10)  
Callahan, Ben, RHP (1985)  
Callahan, Jamie, RHP (2017-18)  
Cameron, Daz, OF (2024)  
Campbell, Eric, INF/OF (2013-16, 2019)  
Campbell, Mike, RHP (1993-94)  
Campbell, Scott, INF (2009)  
Canales, Josh, 2B (2002)  
Canha, Mark, INF (2019)  
Capel, Conner, OF (2022-23)  
Caraccioli, Lance, LHP (2002)  
Carlson, Jesse, LHP (2010)  
Carlyle, Buddy, RHP (1999-2000, 2005, 2014)  
Carpenter, Andrew, RHP (2012)  
Carpenter, David, RHP (2012)  
Carrara, Giovanni, RHP (2001, 2004, 2006)  
Carrera, Ezequiel, OF (2018)  
Carreno, Joel, RHP (2012, 2014)  
Carrillo, Xorge, C (2014, 2016-17)  
Carson, Rob, LHP (2013)  
Carter, Lance, RHP (2006)  
Castellani, Ryan, RHP (2022)  
Castellanos, Alex, INF/OF (2015)  
Castillo, Marino, RHP (1997)  
Castro, Fabio, LHP (2009)  
Cato, Keefe, RHP (1985)  
Cecchini, Gavin, INF (2016-18)  
Cecil, Brett, LHP (2009-12)  
Ceciliani, Darrell, OF (2015)  
Centeno, Juan, C (2013-14)  
Cessa, Luis, RHP (2015)  
Charles, Frank, C (1999)  
Chavez, Angel, INF (2008)  
Chavez, Jesse, RHP (2012)  
Chavez, Raul, C (2009-10)  
Chen, Chin-Feng, 1B/OF (2002-05)  
Chiamparino, Scott, RHP (1994)  
Chiffer, Floyd, RHP (1983-84)  
Christiansen, McKay, OF (2001)  
Church, Andrew, RHP (2016, 2018)  
Church, John, RHP (2013-15)  
Cianfrocco, Archie, INF (1994-95)  
Clapinski, Chris, INF (2002-03)  
Clark, Howie, INF (2009)  
Clark, Jerald, OF (1989-90)  
Clarke, Denzel, OF (2025)  
Clement, Matt, RHP (1998)  
Clements, Pat, RHP (1989-91)  
Coats, Buck, OF (2009)  
Coello, Robert, RHP (2012)  
Cohen, Chase, RHP (2023)  
Colbert, Craig, C (1995-98)  
Cole, Alex, OF (1990)  
Cole, Victor, RHP (1995)  
Coleman, Ricky, OF (1984)  
Collazo, Willie, LHP (2010-11)  
Colón, Christian, INF (2018)  
Colonel, Christian, INF (2010)  
Colyer, Steve, LHP (2002-03)  
Compres, Fidel, RHP (1993-94)  
Comstock, Keith, LHP (1988-89)  
Conforto, Michael, OF (2016)  
Conley, Bryce, RHP (2022-23)  
Conley, Gregory, C (1990)  
Conlon, P.J., LHP (2018)  
Connally, Fritz, INF (1984)  
Conover, Drew, RHP (2024)  
Conrad, Brooks, INF (2015)  
Cook, Tim, RHP (1983)  
Cooke, Steve, LHP (1999)  
Cookson, Brent, OF (2001)  
Coolbaugh, Scott, INF (1991-92)  
Cooper, Craig, C (1990)  
Cooper, David, INF (2011-12)  
Copeland, Scott, RHP (2018)  
Cora, Joey, INF (1987-90)  
Corbin, Archie, RHP (1998)  
Cordero, Chad, RHP (2011)

Corey, Bryan, RHP (2002-03)  
Correa, Danis, RHP (2024)  
Cortes, Carlos, OF (2025)  
Costello, John, RHP (1991)  
Costello, Mike, RHP (1987-88)  
Cotton, Jharel, RHP (2019)  
Cotton, John, INF (2001)  
Couchee, Mike, RHP (1983-85)  
Cowgill, Collin, OF (2013)  
Crabbe, Callix, OF (2010)  
Crawford, Evan, LHP (2012)  
Crispatt, Nabil, RHP (2018)  
Criswell, Jeff, RHP (2022)  
Cromwell, Nate, LHP (1994-95)  
Cron, Kevin, INF (2023)  
Crosby, Bubba, OF (2001-03)  
Cruzado, Victor, OF (2017)  
Cunnane, Will, RHP (1998-2000)  
Curl, John M., OF (2000)  
Curtis, Randy, OF (1994)  
Cushing, Jack, RHP (2022-25)  
Cusick, Ryan, RHP (2023-25)  
Cust, Jack, OF (2012)  
Cyr, Eric, LHP (2007-08)  
Cyr, Tyler, RHP (2022)

**-D-**

Dallas, Micah, RHP (2023)  
Damron, Ty, LHP (2022)  
Dannemiller, Beau, RHP (2005)  
d'Arnaud, Travis, C (2012-17)  
Darr, Mike, OF (1999-2000)  
Darwin, Jeff, RHP (1999)  
Dascenzo, Doug, OF (1996-98)  
Dasni, Charles, RHP (2007)  
Daspit, Jamie, RHP (1997)  
Davey, Thomas, RHP (2000)  
Davidson, Logan, INF/OF (2023-25)  
Davidson, Matt, INF (2022)  
Davies, Kyle, RHP (2011)  
Davis, Ben, C (1999-2000, 2007)  
Davis, Butch, INF (1992)  
Davis, Gerry, OF (1983-85)  
Davis, Ike, INF (2013)  
Davis, J.D., INF (2024)  
Davis, John K., RHP (1990)  
Davis, Khris, DH (2021)  
Davis, Mark C., C (2000)  
Davis, Ricky, RHP (1992-93)  
Davis, Tommy, C (2002)  
Dawkins, Gookie, SS (2003)  
Deak, Brian, C (1994)  
Decker, Cody, INF/OF (2017)  
Decker, Marty, RHP (1984-85)  
Deer, Rob, OF (1995-96)  
deGrom, Jacob, RHP (2013-14)  
DeHaan, Kory, OF (2000)  
Deichmann, Greg, OF (2021, 2023)  
DeLeon, Luis, RHP (1984-85)  
Dellucci, David, OF (2009)  
den Dekker, Matt, OF (2013-14, 2018)  
Dennis, Shane, LHP (1999)  
Deshaies, Jim, LHP (1992)  
DeSilva, John, RHP (2001)  
DeSimone, Jerry, INF (1983-84)  
Dessens, Elmer, RHP (2005-06)  
Devencenzi, Jordan, INF (2019)  
Devereaux, Mike, OF (1998)  
Devey, Phil, LHP (2001-03)  
DeWitt, Blake, INF (2008)  
Dewolf, Robert, OF (1989)  
Díaz, Aledmys, INF (2024)  
Díaz, Edgar, INF (1991)  
Díaz, Edwin, INF (2019, 2021)  
Díaz, Einar, C (2006)  
Díaz, Jonathan, INF (2009-12)  
Díaz, Jordan, INF (2022-24)  
Dilone, Miguel, INF/OF (1985)  
Dishman, Glenn, LHP (1994-96)  
Dixon, Bubba, LHP (1998)  
Dodson, Tanner, RHP (2025)  
Dominguez, Oliver, INF (2011)  
Donnels, Chris, INF (2001)  
Donovan, Todd, OF (2005)  
Dopirak, Brian, INF (2009-10)  
Dorsett, Brian, C (1991)  
Dougherty, Jim, RHP (2001)  
Dozier, D.J., OF (1993)  
Drabek, Kyle, RHP (2011)  
Drahman, Brian, RHP (1996-97)  
Draper, Mike, RHP (1994)  
Drumheller, Al, LHP (1999)  
DuBose, Eric, LHP (2008)  
Duda, Lucas, INF/OF (2013)  
Dugger, Robert, RHP (2024)  
Dull, Ryan, RHP (2019)

Duncan, Jeff, OF (2006)  
 Dunlap, Cory, INF (2006)  
 Dunne, Mike, RHP (1990)  
 Dunshee, Parker, RHP (2019, 2021-23)  
 Duran, Carlos, RHP (2025)  
 Durocher, Jayson P., RHP (2000)  
 Durrington, Trent, INF (2001)  
 Dykstra, Allan, INF (2014)  
**-E-**  
 Eastman, Colton, RHP (2023)  
 Ebard, C.J., C (2009)  
 Eckert, Harold, RHP (2004-07)  
 Edgin, Josh, LHP (2013-14, 2016-17)  
 Edwards, Mike, OF (2005)  
 Eigsti, Ryan, C (2012)  
 Eiland, Dave, RHP (1992)  
 Elliott, Donnie, RHP (1993-95)  
 Ellis, A.J., C (2008)  
 Ellis, Robert, RHP (2002)  
 Emanuels, Stevie, RHP (2024)  
 Emaus, Brad, INF (2010)  
 Encarnacion, Angelo, C (1997)  
 Encarnacion, Edwin, INF (2010)  
 Erickson, Gorman, C (2007-08)  
 Erickson, Scott, RHP (2005)  
 Erwin, Zack, LHP (2021)  
 Estes, Joey, RHP (2023-25)  
 Estrada, Marco, RHP (2019)  
 Ethier, Andre, OF (2006)  
 Ettles, Mark, RHP (1993, '95)  
 Evans, Phillip, INF/OF (2017-18)  
 Eveland, Dana, LHP (2014)  
 Everts, Clint, RHP (2011-12)  
**-F-**  
 Faggett, Ethan M., OF (2000)  
 Falkenborg, Brian, RHP (2004, 2008)  
 Falteisek, Steve, RHP (2002)  
 Familia, Jeury's, RHP (2013)  
 Faries, Paul, INF (1990-92)  
 Farmer, Tom, RHP (2003-05)  
 Farquhar, Daniel, RHP (2011)  
 Feigl, Brady, RHP (2021)  
 Feliciano, Pedro, LHP (2001, 2013)  
 Felipe, Angel, RHP (2023)  
 Felix, Francisco, RHP (2008)  
 Ferguson, Tyler, RHP (2024-25)  
 Fernandez, Vince, OF (2022)  
 Fesh, Sean, LHP (1995)  
 Fiers, Mike, RHP (2021)  
 Figueroa, Luis, INF (2010)  
 Finnegan, Kyle, RHP (2019)  
 Fireovid, Steve, RHP (1983)  
 Fishman, Jake, LHP (2023)  
 Flexen, Chris, RHP (2018)  
 Flores, Jose, INF (2004-05)  
 Flores, Wilmer, INF (2013-14, 2017)  
 Florie, Bryce, RHP (1983)  
 Floro, Dylan, RHP (2025)  
 Ford, Rusty, RHP (1987)  
 Foster, Kris, RHP (2001)  
 Fowler, Dustin, OF (2019)  
 Fox, Matt, RHP (2013)  
 Fraraccio, Daniel A., INF (2000)  
 Frazier, Todd, INF (2018)  
 Freeman, Choo, OF (2007)  
 Friedrichs, Kyle, RHP (2021)  
 Freitas, Mike, RHP (1996)  
 Furcal, Rafael, INF (2008)  
 Fussell, Chris, RHP (2007)  
**-G-**  
 Gage, Matt, LHP (2018)  
 Gagné, Eric, RHP (2001, 2005-06)  
 Gagnon, Drew, RHP (2018)  
 Galarraga, Joel, C (2012)  
 Garcia, Aramis, C (2021)  
 Garcia, Carlos, INF (1999)  
 Garcia, Dermis, INF (2022-23)  
 Garcia, Dumas, RHP (2009)  
 Garcia, Luis, 1B (2004)  
 Garcia, Rico, RHP (2023)  
 Garcia, Sergio, INF (2004, 2006-08)  
 Garcia, Steve, INF (1984-87)  
 Garciaparra, Nomar, INF (2006, 2008)  
 Gardner, Jeff, INF (1992)  
 Garland, Jake, RHP (2024)  
 Gameau, Dustin, C (2019)  
 Garrelts, Scott, RHP (1993)  
 Gaudin, Chad, RHP (2011)  
 Gee, Dillon, RHP (2015)  
 Gelof, Zack, INF (2021-25)  
 Germen, Gonzalez, RHP (2013-14)  
 Ghelfi, Tony, RHP (1989)  
 Giambi, Jeremy, OF (2004)  
 Gieseke, Mark, INF (1990)  
 Gil, Geronimo, C (2001)

Gil, Jerry, RHP (2012)  
 Gil, Rotsen, C (2005)  
 Gilbert, Shawn, INF (2001)  
 Gillaspie, Mark, OF (1987)  
 Gilmartin, Sean, LHP (2016-17)  
 Gilmore, Terry, RHP (1988-91)  
 Ginn, J.T., RHP (2024-25)  
 Giovanola, Ed, INF (1998-99)  
 Glenn, Jeff, C (2016-18)  
 Godley, Zack, RHP (2023)  
 Goeddel, Erik, RHP (2014, 2016-17)  
 Gomes, Yan, C/INF (2011-12)  
 Gomez, Chris, INF (1999)  
 Gomez, Mario, C (2025)  
 Gonzales, Rene, INF (1997)  
 Gonzalez, Alfredo, RHP (2002-03, 2005)  
 Gonzalez, Harol, RHP (2018)  
 Gonzalez, James, LHP (2024)  
 Gonzalez, Jimmy, C (1998-99)  
 Gonzalez, Luis, LHP (2005-07)  
 Gonzalez, Paul, INF (1993-94)  
 Gonzalez, Rey, RHP (2010-11)  
 Gonzalez, Wilkenman, C (1999)  
 Gorman, Thomas, LHP (1987)  
 Gorski, Darin, LHP (2013-16)  
 Gorzelanny, Tom, LHP (2017)  
 Gose, Anthony, OF (2012)  
 Gosewisch, Tuffy, C (2012)  
 Gotay, Ruben, INF (2012)  
 Grabowski, Jason, OF (2005)  
 Grapenthin, Dick, RHP (1986)  
 Gray, Tristan, INF (2024)  
 Green, Garrett, INF (2008)  
 Green, Gary, INF (1986-89)  
 Greene, Todd, C (2002)  
 Griffin, A.J., RHP (2018)  
 Griffin, John-Ford, OF (2008)  
 Gronauer, Kai, C (2013-14)  
 Gross, Kip, RHP (2001)  
 Gsellman, Robert, RHP (2016-17)  
 Guante, Wander, RHP (2024)  
 Gubanich, Creighton, C (1998)  
 Guduan, Reymin, LHP (2021)  
 Guerra, Deolis, RHP (2023)  
 Guerrero, Vladimir, OF (2012)  
 Guetterman, Lee, LHP (1994)  
 Guiel, Aaron, OF (1998-99)  
 Guillen, Ozzie, INF (1984)  
 Guillorme, Luis, INF (2018)  
 Gulin, Lindsay, LHP (2002-03)  
 Gullede, Kelley, C (2008)  
 Gutierrez, Franklin, OF (2002)  
 Gutierrez, Gabriel, C (2005)  
 Gutierrez, Ricky, INF (1992-93)  
 Guzman, Domingo S., RHP (2000)  
 Guzman, Joel, INF/OF (2006)  
 Gwosdz, Doug, C (1984)  
 Gwynn, Tony, OF (1983)  
**-H-**  
 Hajek, Dave, INF (1997-98)  
 Hall, Billy, INF (1994-95)  
 Halter, Colby, INF (2025)  
 Hamel, Jon, C (1999)  
 Hamilton, Joey, RHP (1993-94)  
 Hamm, Tim, RHP (1983-84)  
 Hammaker, Atlee, RHP (1991)  
 Hammes, Zachary, RHP (2006)  
 Hampson, Justin, LHP (2013)  
 Hamulack, Tim, LHP (2006-07)  
 Hancock, Ryan, RHP (1997)  
 Hand, Donovan, RHP (2017)  
 Hanhold, Eric, RHP (2018)  
 Hanrahan, Joel, RHP (2003-04, 2006)  
 Hansen, Jed R., INF (2000)  
 Harang, Aaron, RHP (2013)  
 Harlow, Larry, OF (1983)  
 Harper, Brett, INF (2009)  
 Harper, DeVallon, RHP (1985)  
 Harriger, Denny, RHP (1994-96)  
 Harris, Brett, INF (2023-25)  
 Harris, Gene, RHP (1992)  
 Harris, Greg W., RHP (1991-92, 96-97)  
 Harris, Hogan, LHP (2022-25)  
 Harvey, Matt, RHP (2019)  
 Hathaway, Hilly, LHP (1994-95)  
 Hausman, Tom, RHP (1985)  
 Havens, Reese, INF (2013)  
 Hawkins, Andy, RHP (1983)  
 Hayhurst, Dirk, RHP (2009)  
 Hayward, Ray, LHP (1984-87)  
 Hearon, Jeff, C (1989)  
 Hechavarria, Adeiny, INF (2011-12)  
 Heim, Jonah, C (2019)  
 Helfand, Eric, C (1997)  
 Hemmings, Scott, OF (1998)

Henderson, Jim, RHP (2016)  
Henn, Sean, LHP (2010-11, 2013)  
Hermansen, Chad, OF (2003)  
Hermanson, Dustin, RHP (1994-96)  
Hernaiz, Darell, INF (2023-25)  
Hernandez, Carlos, C (1997)  
Hernandez, Fernando, RHP (1995)  
Hernandez, Jeremy, RHP (1991-92)  
Hernandez, John, C (2001)  
Hernandez, Roberto, RHP (2007)  
Herndon, Harry F., RHP (2000)  
Herrera, Dilson, INF (2015-16)  
Herrmann, Chris, C (2019)  
Herron, Tyler, RHP (2016)  
Hiatt, Phil, INF/OF (2001-02)  
Hicks, Brandon, INF (2013)  
Higgins, Kevin, INF/OF (1990-94)  
Hill, Koyie, C (2003-04)  
Hill, Shawn, RHP (2010, 2012)  
Hillemann, Charles, OF (1990-91)  
Hillenbrand, Shea, INF (2007)  
Hinckley, Mike, LHP (2011)  
Hinshaw, George, OF (1983-85)  
Hoey, Jim, RHP (2012)  
Hoffmann, Jamie, OF (2006, 2013)  
Hoffpauir, Jarrett, INF (2010)  
Hoglund, Gunnar, RHP (2024-25)  
Holbert, Ray, INF (1994-95)  
Holman, Grant, RHP (2024-25)  
Holmes, Grant, RHP (2019, 2021-22)  
Holt, Daylan, OF (2004)  
Honeywell, Brent, RHP (2022)  
Hook, Chris, RHP (1997)  
Hooper, Shane M., OF (2000)  
Hoorelbeke, Casey, RHP (2007)  
Horsman, Brent, OF (1998)  
Hosey, Dwayne, OF (1998)  
Houlton, D.J., RHP (2006-07)  
House, Craig, RHP (2002)  
Howard, Brian, RHP (2019, 2021-22)  
Howard, Kevin, INF (2008-09, 2011-12)  
Howard, Thomas, OF (1988-90)  
Hu, Chin-Lung, INF (2007-08)  
Huchingson, Chase, LHP (2015-16)  
Huckaby, Ken, C (2007)  
Hughes, Luke, INF (2012)  
Hull, Eric, RHP (2005-07)  
Humphreys, Mike, OF (1990)  
Hurst, Bruce, LHP (1993)  
Hurtado, Luis, C (2011-12)  
Husted, Brent, RHP (2001)  
Hyers, Tim, INF (1994)

**-J-**  
Igarashi, Ryota, RHP (2012)  
Inglett, Joe, UTIL (2009)  
Ingram, Garey, OF (2002)  
Ingram, Linty, LHP (1992)  
Ingram, Ricardo, OF (1996)  
Innis, Jeff, RHP (1994)  
Irvin, Garrett, LHP (2023)  
Izturis, Cesar, INF (2006)

**-J-**  
Jackson, Darrin, OF (1990)  
Jackson, Derry, OF (2005)  
Jackson, Drew, INF/OF (2022)  
Jackson, Edwin, RHP (2004-05, 2019)  
Jackson, Roy Lee, RHP (1985)  
Jackson, Zach, LHP (2010)  
Jackson, Zach, RHP (2021, 2024)  
Jacobs, Greg, OF (2008)  
Jacobs, Mike, INF (2010)  
Jakubauskas, Chris, RHP (2012)  
Jannis, Mickey, RHP (2018)  
Janssen, Casey, RHP (2009, 2011)  
Jarvis, Matt, LHP (2004)  
Jefferies, Daulton, RHP (2021)  
Jefferson, Stan, OF (1988)  
Jelic, Chris, INF (1991-93)  
Jennings, Desmond, OF (2017)  
Jeroloman, Brian, C (2010-11)  
Jiménez Dany, RHP (2022-24)  
Johnson, Brian, C (1993-94, 2001)  
Johnson, David, RHP (2011)  
Johnson, Jason, RHP (2008)  
Johnson, Jerry, INF/OF (1983)  
Johnson, Keith, INF (2001)  
Johnson, Kyle, OF (2015-16)  
Johnson, Mark, RHP (2004)  
Johnson, Mike, RHP (2002)  
Johnston, Will, LHP (2025)  
Jones, Andrew, OF (2008)  
Jones, Christopher C., OF (2000)  
Jones, Greg, RHP (2008)  
Jones, Jimmy, RHP (1986-87)

Jones, Mitch, INF/OF (2007-08)  
Joseph, Corban, INF (2019)  
Joyner, Wally, INF (1997, 1999)  
Juarez, William, RHP (2006-07)  
Junk, Janson, RHP (2024)

**-K-**  
Kaczmarek, Kevin, OF (2018)  
Kaprielian, James, RHP (2019, 2021-23)  
Kaufman, Brad, RHP (1997-98)  
Keagle, Greg, RHP (1985)  
Keefe, Jamie, INF (1997)  
Kelleher, Mickey, INF (1983)  
Kelley, Dean, INF (1991)  
Kellner, Ryan, C (2002-04)  
Kelly, Dalton, INF/OF (2022)  
Kelly, Ty, INF/OF (2016, 2018)  
Kemp, Matt, OF (2006-07)  
Kemp, Steve, OF (1989)  
Kennedy, Buddy, INF (2023)  
Ketchner, Ryan, LHP (2004, 2006)  
Kida, Masao, RHP (2003-04)  
Kiefer, Mark, RHP (2001)  
Kiekhefer, Dean, LHP (2019)  
Kinkade, Mike, OF (2002)  
Kivlehan, Patrick, INF/OF (2018)  
Kirby, Wayne, OF (1999)  
Klein, Will, RHP (2024)  
Klobosits, Gabe, RHP (2022)  
Knabenshue, Chris, OF (1989)  
Knapp, Ricky, RHP (2016-17)  
Knott, Eric, LHP (2004)  
Knudson, Mark, RHP (1992)  
Koenig, Jared, LHP (2022)  
Kolarek, Adam, LHP (2013, 2021-22)  
Kolb, Brandon, RHP (1999-2000)  
Kolotka, Chuck, RHP (1983)  
Koplove, Mike, RHP (2008)  
Korecky, Bobby, RHP (2011-12)  
Kozlowski, Ben, LHP (2006)  
Kozma, Pete, INF (2021)  
Krauss, Marc, INF (2016)  
Kristan, Kevin, RHP (1985)  
Krol, Ian, LHP (2018)  
Krook, Matt, LHP (2025)  
Kroon, Marc, RHP (1997)  
Kruk, John, 1B/OF (1984-86)  
Krueger, Bill, LHP (1994)  
Kuo, Hong-Chih, LHP (2006-07)  
Kuroda-Grauer, Josh, INF (2024)  
Kurtz, Nick, INF (2025)

**-L-**  
Laffey, Aaron, LHP (2012, 2018)  
Lagares, Juan, OF (2013-14)  
Lambert, Reese, LHP (1991)  
Lampkin, Tom, C (1990-92)  
LaMura, B.J., RHP (2007-08, 2010-11)  
Lancellotti, Rick, OF (1983-84)  
Langeliers, Shea, C (2022, 2025)  
Lane, Jason, OF (2009-11)  
Langill, Eric, C (2004, 2006)  
Langone, Steve, RHP (2003)  
Lannan, John, LHP (2014)  
Lansford, Joe, INF (1983-84, '87)  
Lara, Rainy, RHP (2015-16)  
LaRocca, Greg, INF (1998-2000)  
LaRoche, Andy, INF (2006-08)  
Lasko, Ryan, OF (2025)  
Laureano, Ramón, OF (2022-23)  
Lavastida, Bryan, C/INF (2025)  
Lawley, Dustin, INF/OF (2013)  
Lawrence, Brian M., RHP (2000)  
Lawrie, Brett, INF (2011)  
Leal, David, LHP (2025)  
Leathersich, Jack, LHP (2013-15)  
Ledezma, Wilfredo, LHP (2011)  
Lee, David, RHP (2003)  
Lee, Derek, OF (1997)  
Lee, Derrek, INF (1997)  
Leiper, Dave, LHP (1989)  
Lemoine, Jake, RHP (2022)  
Leopold, Jim, RHP (1984-85)  
Levasseur, Tom, INF (1990)  
Lewis, Jim, RHP (1990-91)  
Lewis, Rommie, LHP (2009-11)  
Lewis, Scott, RHP (1996)  
Leyritz, Jim, RHP (1999)  
Lidle, Kevin, C (1999)  
Lilliquist, Derek, LHP (1991)  
Lind, Adam, INF (2012)  
Lindsey, John, 1B (2007-08)  
Linskey, Mike, RHP (1993)  
Lipowicz, Nathan, OF (2001)  
Litsch, Jesse, RHP (2010-11)  
Liuzza, Matthew, C (2009)  
Lizarraga, Francisco, INF (2008)

Lobatón, Jose, C (2018)  
Lobstein, Kyle, LHP (2019)  
Lockhart, Keith, INF/OF (1994)  
Lo Duca, Paul, C (2001)  
Loehr, Trace, INF (2019)  
Loewen, Adam, OF (2011)  
Loewer, Carlton E., RHP (2000)  
Logue, Zach, LHP (2022)  
Loiselle, Rich, RHP (1995)  
Lombard, George, OF (2008)  
Lomon, Kevin, RHP (1998)  
Loney, James, INF (2006-07)  
Long, Bill, RHP (1993)  
Long, Joey, LHP (1995-97)  
Long, Sam, LHP (2023)  
Lopes, Christian, INF (2022)  
Lopez, Alejo, INF (2025)  
Lopez, Aquilino, RHP (2005)  
Lopez, Hansen, C (2022)  
Lopez, Jacob, LHP (2025)  
Lopez, Luis, INF (1992-94, '96)  
Lopez, Pedro, C (1994)  
Lopez, Rafael, C (2002)  
Lopez, Rodrigo, RHP (2000)  
Lorraine, Andrew, LHP (2003)  
Lowrie, Jed, INF (2022)  
Lubanski, Chris, OF (2010)  
Lubratich, Steve, INF (1985)  
Lucas, Easton, LHP (2023-24)  
Luebber, Steve, RHP (1983)  
Lugbauer, Drew, INF (2024)  
Lugo, Seth, RHP (2015-16)  
Lundberg, Spike, RHP (2006-07)  
Lutz, Zach, INF (2013-15)  
Luzardo, Jesús, LHP (2019, 2021)  
Lynch, Joe, RHP (1988-90)

#### **-M-**

Maas, Kevin, INF (1994)  
MacDonald, Michael, RHP (2011)  
Machín, Vimal, INF (2021-22)  
Maclver, Willie, C (2025)  
Mack, Shane, OF (1986-89)  
MacKinnon, David, INF (2022)  
Maddux, Mike, RHP (1997)  
Magnante, Mike, LHP (2002)  
Mahomes, Pat, RHP (2005)  
Maldonado, Anthony, RHP (2025)  
Mallette, Brian, RHP (2003)  
Malloy, Marty, INF (2003)  
Manaea, Sean, LHP (2019)  
Mann, Luke, INF (2025)  
Marcum, Shaun, RHP (2009)  
Markel, Parker, RHP (2022)  
Martin, Adrian, RHP (2009)  
Martin, Cody, RHP (2018)  
Martin, Mike, C (1983-84)  
Martin, Russell, C (2006)  
Martínez, Adrián, RHP (2022-24)  
Martinez, Felix, SS (2002)  
Martinez, Jose, RHP (1993)  
Martinez, Octavio, C (2007)  
Martinez, Pablo, INF (1993)  
Martinez, Pedro A., LHP (1993)  
Martinez, Ramon, INF (2007-08)  
Martini, Nick, OF (2019, 2025)  
Masaoka, Onan, LHP (2001)  
Mastroianni, Darin, OF (2011)  
Mateo, Jorge, INF (2019)  
Mateo, Luis, RHP (2016-17)  
Mathews, Aaron, OF (2009-10)  
Mathews, T.J., RHP (2004)  
Mathias, Ryder, C (2006)  
Matsuzaka, Daisuke, RHP (2014)  
Matthews, Gary, OF (1999)  
Matz, Steven, LHP (2015, 2017)  
Maurer, David C., LHP (2000)  
Mauser, Tim, RHP (1995)  
May, Trevor, RHP (2023)  
Mayorson, Manny, INF (2009-11)  
Mays, Joe, RHP (2007)  
Maysey, Matt, RHP (1989-90)  
Maza, Luis, INF (2007-08)  
Mazzilli, L.J., INF (2014, 2016-18)  
Mazzoni, Cory, RHP (2014)  
McCament, Randy, RHP (1991)  
McCann, Kyle, C/INF (2022-23)  
McCoy, Mike, UTIL (2010-12)  
McCullers, Lance, RHP (1985)  
McDade, Mike, INF (2012)  
McDavid, Ray, OF (1994-95)  
McDonald, James, RHP (2008)  
McDonald, Mickey, INF/OF (2021-22)  
McDougall, Marshall, INF/OF (2007)  
McFarlin, Terric, RHP (1994-95)

McGough, Scott, RHP (2025)  
McGowan, Kevin, RHP (2016-18)  
McGuire, Shane, C/INF (2025)  
McHugh, Collin, RHP (2013)  
McKay, David, RHP (2022)  
McKeon, Joel, LHP (1994-95)  
McKinney, Billy, OF/INF (2022)  
McKnight, Tony, RHP (2003)  
McLaughlin, Bo, RHP (1983)  
McLeary, Marty, RHP (2009-10)  
McNeil, Jeff, INF (2017-18)  
McNutt, Trey, RHP (2019)  
McReynolds, Kevin, OF (1983)  
McWilliam, Timothy, OF (1991)  
Meadows, Tydus, OF (2006)  
Medina, Luis, RHP (2023-24)  
Medina, Rafael, RHP (1997)  
Mejia, Jenry, RHP (2015)  
Melendez, Jose, RHP (1991)  
Melo, Juan, INF (1997-99)  
Meloan, Jonathan, RHP (2007-08)  
Mengden, Daniel, RHP (2019)  
Menhart, Paul, RHP (1997-98)  
Mercedes, Jose, RHP (1999)  
Merchan, Jesus, INF (2010)  
Merriman, Brett, RHP (1995)  
Michael, Levi, INF (2018)  
Michaelis, Derek, OF (2004-05)  
Michalak, Chris, LHP (2009)  
Middlebrook, Jason, RHP (2000)  
Mier, Jio, INF (2017)  
Milburn, Matt, RHP (2021)  
Miller, Greg, LHP (2006-08)  
Miller, Mason, RHP (2022-23)  
Miller, Wade, RHP (2009)  
Milliard, Ralph, INF (2000)  
Mills, Brad, LHP (2009-11)  
Mills, Mike, RHP (1987)  
Milone, Brennan, INF (2025)  
Mintz, Steve, RHP (1997)  
Mitchell, D.J., RHP (2013)  
Mitchell, Mike, 1B (1999)  
Moeller, Chad, C (2007)  
Molina, Marcos, RHP (2018)  
Moll, Sam, LHP (2021)  
Monahan, Shane, OF (2000)  
Mondou, Nate, INF (2021-22)  
Monell, Johnny, C/INF (2015-16, 2018)  
Montero, Agustin, RHP (2003-04)  
Montero, Rafael, RHP (2013-17)  
Montgomery, Matt, RHP (2001)  
Montgomery, Steven, RHP (2000)  
Moody, Eric, RHP (2000)  
Mora, John, OF (2017)  
Morales, Luis, RHP (2025)  
Moreno, Gerson, RHP (2024)  
Morenz, Shea, OF (1998)  
Morris, Kade, RHP (2024-25)  
Mota, Danny, RHP (2001)  
Mota, Guillermo, RHP (2002)  
Mota, Jose, INF (1990-91)  
Mota, Tony, OF (2001)  
Mouton, James, OF (1998)  
Moyer, Jamie, LHP (2012)  
Mujica, Jose, C (2022)  
Mullen, Scott, LHP (2003)  
Muller, Kyle, LHP (2023-24)  
Mulligan, Sean, C (1995-96)  
Muncy, Max, INF (2024-25)  
Muno, Danny, INF (2014-16)  
Munoz, Bobby, RHP (1997)  
Murphy, Bill, LHP (2009, 2012)  
Murphy, Dan, RHP (1989-90)  
Murphy, Sean, C (2019)  
Murray, Calvin, OF (2003)  
Murray, Heath, LHP (1997-99)  
Myers, Greg, C (1998)  
Myers, Mike, LHP (2008)  
Myers, Mitch, RHP (2024)  
Myers, Rodney, RHP (2003-04)  
Myrow, Brian, 1B/OF (2004-05)

#### **-N-**

Naile, James, RHP (2019, 2021)  
Nakamura, Norihiro, 3B (2005)  
Nall, T.J., RHP (2005-06)  
Nance, Shane, LHP (2002)  
Nanita, Ricardo, OF (2011-12)  
Navarro, Dioner, C (2005-06)  
Neal, Zach, RHP (2023)  
Nelson, Rob, 1B/OF (1988-90)  
Neu, Mike, RHP (2005)  
Neuse, Sheldon, INF (2019, 2022)  
Nevin, Phil, C (1999)  
Nevin, Tyler, INF/OF (2024)

Newcomb, Sean, LHP (2024)  
Newfield, Marc, OF (1995)  
Newhan, David, INF (1999-2000)  
Newman, Alan, LHP (1998)  
Newson, Warren, OF (1990)  
Newton, Ben, C (2025)  
Nicholson, Kevin, INF (2000)  
Nickle, Doug, RHP (2004)  
Nido, Tomás, C (2018)  
Nieporte, Quincy, INF (2024)  
Nieuwenhuis, Kirk, OF (2013-15)  
Nieves, Melvin, OF (1993-94)  
Nieves, Wilbert, C (2000)  
Nimmo, Brandon, OF (2015-18)  
Nina, Elvin, RHP (2004)  
Nittoli, Vinny, RHP (2024)  
Nix, Jayson, INF (2011)  
Nixon, Mike, C (2005)  
Noda, Ryan, INF/OF (2023-24)  
Nolte, Eric, LHP (1988-90)  
Nomo, Hideo, RHP (2004)  
Núñez, Eduarniel, RHP (2025)

**-O-**  
Oberste, Matt, INF (2018)  
Ohnoutka, Brian, RHP (1990)  
Oller, Adam, RHP (2022-23)  
O'Loughlin, Jack, LHP (2024)  
Olson, Matt, INF (2019)  
Oquist, Mike, RHP (1996)  
Orenduff, Justin, RHP (2008)  
Orosco, Jesse, LHP (2001)  
Oroz, Felix, RHP (1983-84)  
Osoria, Franquelis, RHP (2004-06)  
O'Sullivan, Sean, RHP (2012)  
Osuna, Al, LHP (1986)  
Oswalt, Corey, RHP (2018)  
Otañez Michel, RHP (2024-25)  
Owen, Dylan, RHP (2013)

**-P-**  
Pache, Cristian, OF (2022)  
Pachot, John, C (2001)  
Padilla, Jorge, OF (2010)  
Palacios, Vincente, RHP (2000)  
Parent, Mark, C (1985-87)  
Park, Hoy, INF/OF (2024)  
Parsons, Scott, 1B/OF (1987)  
Patrick, Chad, RHP (2023)  
Patterson, Bob, LHP (1984-85)  
Patton, Spencer, RHP (2023)  
Paul, Xavier, OF (2008)  
Payton, Mark, OF (2019)  
Peavey, Greg, RHP (2013-14)  
Pegues, Steve, OF (1992-93)  
Pelaez, Alex, INF (1999-2000)  
Peluse, Colin, RHP (2022-24)  
Peña, Angel, C (2001)  
Peña, Francisco, C/INF (2013, 2021)  
Peña, Jim, LHP (1992)  
Penny, Brad, RHP (2005, 2008)  
Perales, Danny, OF (2010-12)  
Peralta, Elvis, INF (2021-22)  
Perdomo, Angel, LHP (2025)  
Pereda, Jhonny, C (2025)  
Pérez, Antonio, SS (2004-05)  
Pérez, Carlos, LHP (2001)  
Pérez, Carlos, C/INF/OF (2021, 2023-24)  
Pérez, Francisco, LHP (2023-24)  
Pérez, Jairo, INF (2015)  
Perez, Junior, OF (2025)  
Pérez, Luis, LHP (2010-11)  
Pérez, Odalis, LHP (2005)  
Pérez, Tomas, INF (2007)  
Perkins, Jack, RHP (2025)  
Perry, Pat, LHP (1992)  
Petagine, Roberto, INF (1995)  
Peters, Steven, LHP (1990)  
Peterson, Adam, RHP (1991-92)  
Peterson, Tim, RHP (2017-18)  
Pfenning, Jake, RHP (2024)  
Phegley, Josh, C (2019)  
Phillips, Kyle, C/INF (2009-10)  
Phillips, Paul, C (2012)  
Pierre, Juan, OF (2008)  
Pill, Tyler, RHP (2014-17)  
Pimentel, Chester, RHP (2022)  
Pimentel, Stolmy, RHP (2016)  
Piña Manny, C (2023)  
Pinango, Miguel, RHP (2007-08)  
Pinder, Chad, INF/OF (2021)  
Pino, Yohan, RHP (2011-12)  
Piscotty, Stephen, OF (2019, 2022, 2024)  
Pittman, Joe, INF (1983)  
Plaia, Colton, C (2018)  
Plantier, Phil, OF (1997)

Platenberg, Erik, LHP (1995)  
Plawewski, Kevin, C (2014-18)  
Pobereyko, Matt, RHP (2018)  
Podsednik, Scott, OF (2011)  
Poe, Charles, OF (1997-98)  
Pollok, Dwayne, RHP (2007-08)  
Poole, Lyndon, OF (2008)  
Pose, Scott, OF (2002)  
Post, Dave, INF (2001)  
Poston, Mark, RHP (1987)  
Pounders, Brad, INF/OF (1987-88)  
Powell, Landon, C (2013)  
Poza, Yohel, C/INF (2023-24)  
Prevost, Josh, RHP (2018)  
Price, Joe, LHP (1991)  
Priest, Eddie, LHP (2001)  
Prieto, Chris, OF (1996, 1998-99, 2001)  
Prieto, Rick, OF (1998)  
Proctor, Scott, RHP (2002-03, 2008)  
Prokopec, Luke, RHP (2001)  
Pruitt, Austin, RHP (2022-24)  
Puello, Cesar, OF (2014)  
Puk, A.J., LHP (2019, 2021)  
Pulliam, Harvey, OF (1994)  
Purcey, David, LHP (2009-10)  
Purke, Matt, LHP (2018)  
Pyznarski, Tim, INF (1985-86)

**-Q-**  
Quintana, Al, C (2009-10)  
Quintanilla, Omar, INF (2013-14)  
Quinzer, Paul, RHP (1989-90)

**R-**  
Raczka, Michael, LHP (1990)  
Radmanovich, Ryan, OF (2000)  
Ramirez, Mario, INF (1983, 1985)  
Ramirez, Roberto, LHP (1998)  
Ramirez, Tyler, OF (2019)  
Ramos, John, DH (1994)  
Ray, Robert, RHP (2009-11)  
Rasmussen, Dennis, LHP (1991)  
Ready, Randy, INF (1986, '96)  
Reboulet, Jeff, 2B (2002)  
Recker, Anthony, C (2013, 2015)  
Redding, Tim, RHP (2012)  
Reed, Buddy, OF (2021-22)  
Reed, Jeremy, OF (2010)  
Register, Steven, RHP (2010)  
Regnault, Kyle, LHP (2017-18)  
Reid, Justin, RHP (2006)  
Reid, Ryan, RHP (2014)  
Reinheimer, Jack, INF (2018)  
Repko, Jason, OF (2004-06, 2008)  
Reyes, Al, RHP (2001)  
Reyes, Carlos, RHP (1998, 2000)  
Reyes, Gerardo, RHP (2024)  
Reyes, Pablo, INF (2023)  
Reynolds, Matt, INF/OF (2014-17)  
Reynolds, Ronn, C (1990)  
Rhame, Jacob, RHP (2017-18)  
Rice, Scott, LHP (2014-15)  
Richmond, Scott, RHP (2009-12)  
Ricken, Ray, RHP (1998)  
Ricketts, Chad, RHP (2001)  
Riggs, Eric, INF (2003-04, 2006)  
Riley, Matt, LHP (2007-08)  
Rivas, Alfonso, INF (2019)  
Rivera, Michael, INF (2007)  
Rivera, Rene, C (2008, 2016)  
Rivera, Roberto, LHP (1999)  
Rivera, Ruben, OF (1997-98, 2000)  
Rivera, T.J., INF (2015-18)  
Rizzo, Todd, LHP (2001)  
Roberts, Bip, INF (1987-88, '95)  
Roberts, Dave, OF (2003)  
Roberts, Pete, LHP (1987-90)  
Roberts, Rick, LHP (2003)  
Robertson, Nate, LHP (2012)  
Robles, Domingo, LHP (2025)  
Robles, Hansel, RHP (2015, 2017-18)  
Robles, Oscar, INF (2006)  
Rodriguez, Armando, RHP (2013)  
Rodriguez, Ed, INF (1984-87)  
Rodriguez, Gustavo, RHP (2025)  
Rodriguez, Josh, INF/OF (2015, 2017)  
Rodriguez, Orlando, LHP (2005)  
Rodriguez, Ricardo, RHP (2002)  
Rodriguez, Victor, INF (1985)  
Roenicke, Josh, RHP (2010-11)  
Roenicke, Ron, OF (1984)  
Rohan, Jimmy, INF (2005)  
Rohlfing, Dan, C (2015)  
Romano, Jason, UTIL (2003)  
Romero, Davis, LHP (2009)  
Romero, Ed, INF (1991)

Romero, Mandy, C (1997-98)  
Romero, Miguel, RHP (2019, 2021-23)  
Romero, Niuman, INF (2011, 2016)  
Romero, Ricky, LHP (2009)  
Root, Derek, LHP (2000)  
Rosario, Amed, INF (2017)  
Rosario, Mel, C (2001)  
Rose, Mike, C (2005)  
Roseboom, David, LHP (2017-18)  
Rosenberg, Steve, LHP (1991)  
Roskos, John, OF (2000)  
Ross, Cody, OF (2004-05)  
Ross, David, C (2002-03)  
Rossiter, Mike, RHP (1998)  
Rossy, Rico, INF (1995-96, '99)  
Rothschild, Larry, RHP (1983)  
Rowen, Ben, RHP (2017)  
Ruan, Wilkin, OF (2002-03, 2006-08)  
Rucinski, Drew, RHP (2023)  
Ruggiano, Justin, OF (2016)  
Ruhl, Nathan, RHP (2004)  
Ruiz, Cecilio, LHP (1983)  
Ruiz, Esteury, OF (2023-25)  
Ruiz, Norge, RHP (2019, 2022-23)  
Ruiz, Randy, INF (2009)  
Rundgren, Rex, INF (2008)  
Runge, Paul, INF (1989)  
Rupe, Ryan, RHP (2005)  
Rupp, Cameron, C (2019)  
Russo, Paul, INF (1995-96)  
Ryan, Jason, RHP (2001)  
Rzeczynski, Marc, LHP (2009-10)

## S-

Sager, A.J., RHP (1991-94)  
Saibe, Mike, RHP (2000, 2003)  
Sak, Jim, RHP (1999)  
Salazar, Luis, OF (1987)  
Salinas, Royber, RHP (2024)  
Sanchez, Angel, INF (2009)  
Sanders, Scott, RHP ('92-'93, '95, '98)  
Sandoval, Rylan, INF (2013-14)  
Santiago, Benito, C (1986, '90, '92)  
Santos, Pedro, RHP (2024)  
Satin, Josh, INF, (2013-14)  
Satterwhite, Cody, RHP (2015)  
Scanlan, Bob, RHP (1997)  
Scarsone, Steve, INF (1997)  
Scheffsky, Steve, RHP (1985)  
Scheschuk, John, INF (2000)  
Schlitter, Brian, RHP (2019, 2021)  
Schmidt, Jason, RHP (2008)  
Schmitt, Todd, RHP (1995-97)  
Schmoll, Steve, RHP (2005)  
Schrager, Tony, INF (2005)  
Schuemann, Max, INF/OF (2021-25)  
Schullstrom, Eric, RHP (1992)  
Schwartz, Nick, C (2023, 2025)  
Schwarz, JJ, C (2022-23)  
Schwenke, Matt, C (1996)  
Schwindel, Frank, INF (2021)  
Schwinden, Chris, RHP (2012-13)  
Scott, Gary, INF (1996)  
Scott, Tayler, RHP (2023)  
Scott, Tim, RHP (1991-92)  
Seanez, Rudy, RHP (1991-92)  
Sears, JP, LHP (2022)  
Secrist, Kelly, LHP (2017-18)  
Seddon, Joel, RHP (2019)  
See, Larry, INF (1995)  
Sele, Aaron, RHP (2006)  
Selman, Sam, LHP (2022)  
Serafini, Dan, LHP (2000)  
Seratelli, Anthony, INF/OF (2014)  
Sergakis, Nick, INF (2018)  
Serrano, Wascar, RHP (2000)  
Sewald, Paul, RHP (2016-18)  
**Sharperson, Mike, INF (1996)\*\***  
Shealy, Ryan, INF (2011)  
Sherman, Darrell, OF (1990, '92-'93)  
Shipley, Craig, INF (1991, '96-'97)  
Shuey, Paul, RHP (2003-04)  
Shumpert, Terry, INF (1997)  
Shuster, Jared, LHP (2025)  
Sierra, Eduardo, RHP (2008)  
Sierra, Moises, OF (2012)  
Sierra, Ulises, RHP (1990)  
Simas, Bill, RHP (2003)  
Simmons, Justin, LHP (2006)  
Simmons, Todd, RHP (1985-88)  
Simms, Mike, 1B/OF (1993)  
Simon, Ben, RHP (2001-02)  
Simoneit, William, C (2022)  
Siwy, Jim, RHP (1986-87)  
Skrmetta, Matt, RHP (1999, 2002)

Smiley, Reuben, OF (1995)  
Smith, Burch, RHP (2021)  
Smith, Cam, RHP (2001)  
Smith, Chad, RHP (2023)  
Smith, Dominic, INF (2017-18)  
Smith, Drew, RHP (2018)  
Smith, Greg, 1B/OF (1986)  
Smith, Ira, OF (1995-96)  
Smith, Kevin, INF (2022-23)  
Smith, Pete, RHP (1996-97, '99)  
Smith, Ray, OF (1985)  
Smith, Roy, RHP (2004)  
Smith, Travis, RHP (2007)  
Smithberg, Roger, RHP (1989-91)  
Smoker, Josh, LHP (2016-17)  
Snead, Kirby, LHP (2022-23)  
Snellgrove, Clayton, INF (1999)  
Snider, Travis, OF (2009, 2011-12, 2017)  
Snyder, Brian, LHP (1986-87)  
Snyder, Cory, OF (1995)  
Sobolewski, Mark, INF (2012)  
Socarras, Tony, C (2002)  
Socolovich, Miguel, RHP (2014)  
Soderstrom, Tyler, C/INF (2022-24)  
Soliz, Steven, C (2000)  
Soto, Jesus, INF (2006)  
Speas, Alex, RHP (2024)  
Spence, Mitch, RHP (2025)  
Spencer, Stan, RHP (1997-2000, '02)  
Springer, Dennis, RHP (2001-02)  
Springer, Steve, INF (1990, '95)  
Stankewicz, Andy, INF (2001)  
Stanley, Henri, OF (2004-05)  
Stansberry, Craig, INF (2011)  
Staton, David, 1B/OF (1991-94)  
Stauffer, Tim, RHP (2015)  
Steels, James, OF (1983, '85-87)  
Stephenson, Phil, 1B/OF (1991-92)  
Sterner, Justin, RHP (2025)  
Stevenson, Cal, OF (2022-23)  
Steverson, Todd, OF (1996)  
Stewart, Scott, LHP (2004)  
Stewart, Zach, RHP (2009)  
Stidfole, Sean, RHP (2009)  
Stinnett, Kelly, C (2007)  
Stocker, Kevin, INF (2001)  
Stoddard, Bob, RHP (1993)  
Stripling, Ross, RHP (2024)  
Strittmatter, Mark, C (2000)  
Strong, Joe, RHP (1993)  
Stull, Cody, LHP (2019)  
Stults, Eric, LHP (2005-08)  
Sturtze, Tanyon, RHP (2004, 2008)  
Sullivan, Brendan, RHP (1999-2000)  
Sullivan, Billy, RHP (2023-24)  
Supak, Trey, RHP (2023)  
Susac, Daniel, C (2025)  
Swan, Russ, LHP (1996)  
Swarzak, Anthony, RHP (2018)  
Sweeney, Mark, INF (2008)  
Sweet, Devin, RHP (2023)  
Swift, Drew, INF (2025)  
Syndergaard, Noah, RHP (2014-15)

## -T-

Tabaka, Jeff, LHP (1995)  
Tajjeron, Travis, OF (2015-17)  
Talbot, Mitch, RHP (2013)  
Tallet, Brian, LHP (2010)  
Tapia, Domingo, RHP (2022)  
Tarnok, Freddy, RHP (2023-24)  
Tatum, Jim, OF/INF (1996-97)  
Taylor, Beau, C (2019, 2022)  
Taylor, Billy, RHP (1989)  
Taylor, Blake, LHP (2018)  
Taylor, Corey, RHP (2018)  
Taylor, Kerry, RHP (1994-95, '97)  
Taylor, Logan, RHP (2017-18)  
Taylor, Scott, RHP (1997)  
Taylor, Will, OF (1991-92)  
Tayor, Zane, RHP (2025)  
Teagarden, Taylor, C (2014)  
Tebbs, Nathan, INF (2000)  
Tejada, Ruben, INF (2013)  
Thames, Eric, OF (2011-12, 2022)  
Theodorou, Nick, UTIL (2001-05)  
Theroux, Collin, C (2019, 2021)  
Thomas, Adam, RHP (2006)  
Thomas, Cody, OF (2021-23)  
Thomas, Colby, OF (2024-25)  
Thompson, Daryl, RHP (2013)  
Thompson, David, INF (2018)  
Thompson, Derek, LHP (2005)  
Thompson, Jason, INF (1996, '98)  
Thornton, Zack, RHP (2014-16)



# ALL-TIME PLAYERS ROSTER

Thrower, Jake, INF (1999-2000)  
Thurmond, Mark, LHP (1983)  
Thurston, Jerrey, C (1995)  
Thurston, Joe, 2B (2002-05)  
Tiffée, Terry, INF/OF (2008)  
Tillman, Rusty, OF (1985-86)  
Tingley, Ron, C (1983)  
Tollberg, Brian, RHP (1998-2000)  
Tomioka, Shohei, RHP (2023, 2025)  
Tomko, Brett, RHP (2006)  
Toro, Abraham, INF (2024)  
Torres, Alex, LHP (2015)  
Torres, Carlos, RHP (2013)  
Torres, Joshua, RHP (2018)  
Totten, Heath, RHP (2004-05, 2008)  
Tovar, Wilfredo, INF (2015)  
Towers, Kevin, RHP (1988)  
Tredaway, Chad, INF (1996-97)  
Treinen, Blake, RHP (2019)  
Triggs, Andrew, RHP (2019)  
Troncoso, Ramon, RHP (2008)  
Truby, Chris, INF (2006)  
Tsao, Chin-hui, RHP (2007)  
Tur, Yunior, RHP (2025)  
Turner, Jerry, INF (1983)  
Tuten, Brandon, RHP (2008)  
Tutt, John, OF (1986)  
Tyler, Brad, OF (2002)

-J-  
Uhl, Cooper, C (2021)  
Urena, Jhoan, INF (2017)  
Urshela, Gio, INF (2025)  
Uviedo, Ronald, RHP (2011-12)

-V-  
Valdespin, Jordany, INF/OF (2013)  
Valdez, Merkin, RHP (2010)  
Valdez, Rafael, RHP (1991-92)  
Valdez, Wilson, INF (2006-07)  
Valentin, José, 3B (2005)  
Valenzuela, Sahid, INF (2025)  
Vanderbush, Walt, RHP (1984-85)  
Vargas, Jason, LHP (2018)  
Vatcher, Jim, OF (1991-93, '95)  
Vaughn, Cory, OF (2014-15)  
Vazquez, Ramon, RHP (2011)  
Velandia, Jorge, INF (1995, '97)  
Velasquez, Guillermo, INF (1992-93)  
Velasquez, Jon, RHP (2015)  
Venafo, Mike, LHP (2004-05)  
Veras, Dario, RHP (1996-98)  
Vermilyea, Jamie, RHP (2010)  
Verrett, Logan, RHP (2014-16)  
Vesling, Don, LHP (1992)  
Victorino, Shane, OF (2003-04)  
Villone, Ron, LHP (1996)  
Vitiello, Joseph, 1B/OF (2000)  
Vogt, Stephen, C (2022)  
Vosberg, Ed, LHP (1986-88, '99)

-W-  
Wade, Cory, RHP (2013)  
Wade, Tyler, INF/OF (2023)  
Wagner, Neil, RHP (2017)  
Wahl, Bobby, RHP (2018)  
Waldichuk, Ken, LHP (2022, 2025)  
Walker, Neil, INF (2017)  
Walker, Pete, RHP (1996)  
Walkinshaw, Jake, RHP (2022, 2025)  
Wall, Donne, RHP (1998, 2000)  
Wallace, Brett, INF (2010)  
Walter, Gene, LHP (1985)  
Walters, Dan, C (1990-93)  
Walters, Jeff, RHP (2013-14, 2016)  
Walters, P.J., RHP (2011)  
Wang, Wei-Chung, LHP (2019)  
Ward, Colin, LHP (1987)  
Ward, Daryle, 1B (2003)  
Ward, Kevin, OF (1991)  
Wasinger, Mark, INF (1986-87)  
Watkins, Spenser, RHP (2023)  
Watters, Jacob, RHP (2024)  
Wayne, Justin, RHP (2005)  
Weber, Jon, OF (2006)  
Weber, Weston, RHP (1995-96)  
Weems, Jordan, RHP (2021)  
Wendelken, J.B., RHP (2019, 2021)  
Wernig, Pat, LHP (1992)  
Werth, Jayson, OF (2004-05)  
Wheeler, Beck, RHP (2016-17)  
Wheeler, Zack, RHP (2013, 2018)  
Whisenant, Matt, LHP (2000-01)  
White, Matt, LHP (2007)  
White, Mikey, INF (2019, 2021)  
White, Rick, RHP (2004)  
Whiten, Mark, OF (2002)  
Whiteside, Matt, RHP (1999-2000)  
Whitson, Ed, RHP (1983)  
Wieland, Joe, RHP (2023)  
Wiggins, Alan, INF (1985)  
Wiggins, Kevin, OF (1985)  
Wiles, Collin, RHP (2022)  
Wiley, Craig, C (1987)  
Wil, Adam, LHP (2017)  
Wilkerson, Aaron, RHP (2023)

Wilkins, Dean, RHP (1992)  
Williams, Eddie, INF (1990, '94, '98)  
Williams, Garrett, LHP (2023)  
Williams, George, C (2000)  
Williams, Jerome, RHP (2008)  
Williams, Woody, RHP (2000)  
Williams, Jeff, LHP (2001-02)  
Williamson, Mark, RHP (1998-1998)  
Wilson, Jacob, INF/OF (2021)  
Wilson, Jacob, INF (2024-25)  
Wilson, Tom, C (2004)  
Winchester, Scott, RHP (2003)  
Wise, Dewayne, OF (2011)  
Witkowski, Matt, INF (1992-94)  
Wojna, Ed, RHP (1984-87)  
Wolfe, Brian, RHP (2009)  
Wolff, Bryan, RHP (1998-99)  
Wong, Joey, INF (2018)  
Wood, Brian, RHP (1991-92)  
Woods, Gary, OF (1986)  
Woodward, Chris, INF (2011-12)  
Worley, Vance, RHP (2018)  
Worrell, Tim, RHP (1992-93, '95)  
Wright, David, INF (2018)  
Wright, Wesley, LHP (2007)  
Wrona, Billy, INF (1987-89)  
Wunsch, Kelly, LHP (2006)

-Y-  
Ynoa, Gabriel, RHP (2016)  
York, Mike, RHP (1992)  
Young, Chris, OF (2014)  
Young, Delwyn, INF/OF (2005-08)  
Young Jr., Eric, OF (2015)  
Young, Ray, RHP (1993)  
Yurtin, Jeff, INF (1989-90)

-Z-  
Zambrano, Jesus, RHP (2021)  
Zancanaro, Dave, LHP (1997)  
Zanghi, Joe, RHP (2018)  
Zapata, Nelfi, C (2015)  
Zeid, Josh, RHP (2016)

## \*\* - #15 Jersey Retired (Sharperson)

### LAS VEGAS ALL-TIME COACHES LIST

Abbott, Glenn (2018)  
Abbott, Paul (2025)  
Accardo, Jeremy (2018)  
Akerfelds, Darrel (2000)  
Barrett, Marty (1993-94)  
Barton, Shawn (2002-03)  
Basso, Mike (1995)  
Bochy, Bruce (1988)  
Brown, Tom (1999)  
Bullock, Eric (1996)  
Camilli, Jason (2024)  
Chimelis, Joel (2018)  
Cisco, Galen (1996)  
Colbert, Craig (1997-99)  
Conklin, Craig (2019)  
Connelly, Steve (2022)  
Corey, Bryan (2023-24)  
Cumberland, John (1993)  
Duncan, Mariano (2005)  
Easler, Mike (2007)  
Everidge, Tommy (2021)  
Greer, George (2013-14)  
Hart, Jason (2022)  
Hendrick, George (2003-04)  
House, Tom (1983-84)  
Howell, Ken (2006-07)  
Jackson, Ron (2001-02)  
Joyce, Ken (2009)  
Kouzmanoff, Kevin (2025)  
Lamabe, Jack (1986)  
Lance, Gary (1990)  
LaRoche, Dave (2009-10, '14)  
Lubratich, Steve (1986)  
Luebber, Steve (1989)  
Matlack, Jon (1991-92, '95)  
Martins, Eric (2019)  
McArn, Brian (2021-25)  
McDowell, Roger (2004-05)  
Monge, Sid (1997)  
Moses, John (2008)  
Mottola, Chad (2010-12)  
Patrick, Bronswell (2024)  
Picciolo, Rob (1986-87)  
Rodriguez, Rick (2019, 2021)  
Schulze, Don (2025)  
Siebert, Sonny (1985, 1987-88)  
Signore, Tom (2011, 2014)  
Slaton, Jim (2008)  
Smith, Dave (1998)  
Stanley, Bob (2012)  
St. Claire, Randy (2013)  
Takayoshi, Todd (2023)  
Torchia, Tony (1989-92)  
Treanor, Dean (2001)  
Viola, Frank (2014-17)  
Voigt, Jack (2015-17)  
Warthen, Dan (1994)  
Whisler, Randy (2000)  
Yeager, Steve (2006)

# ALL-TIME MANAGERS LIST



## ALL-TIME MANAGERS LIST

### Harry Dunlop (1983)

W	L	Pct.
83	60	.580



Harry Dunlop

### Steve Smith (1988-89)

W	L	Pct.
74	66	.529 (1988*)
74	69	.517 (1989)
148	135	.523

\*PCL Champions



Steve Smith

### Bob Cluck (1984-85)

W	L	Pct.
71	65	.522 (1984)
65	79	.451 (1985)
136	144	.486



Bob Cluck

### Pat Kelly (1990)

W	L	Pct.
58	86	.403



Pat Kelly

### Larry Bowa (1986)

W	L	Pct.
80	62	*.563

\*PCL Champions



Larry Bowa

### Jim Riggleman (1991-92)

W	L	Pct.
65	75	.464 (1991)
74	70	.514 (1992)
139	145	.489



Jim Riggleman

### Jack Krol (1987)


W	L	Pct.
69	73	.486



Jack Krol

### Russ Nixon (1993-94)

W	L	Pct.
58	85	.405 (1993)
56	87	.392 (1994)
114	172	.399



Russ Nixon



# ALL-TIME MANAGERS LIST

**Tim Flannery (1995)**

W	L	Pct.
61	83	.424



**Tim Flannery**

**Rick Sofield (2001)**

W	L	Pct.
68	76	.472



**Rick Sofield**

**Jerry Royster (1996-98, 2005-06)**

W	L	Pct.
73	67	.521 (1996)
56	85	.397 (1997)
70	72	.493 (1998)
57	86	.399 (2005)
67	77	.465 (2006)
323	387	.455



**Jerry Royster**

**Brad Mills (2002)**

W	L	Pct.
+85	59	.590

**+PCL Manager of the Year**  
(First in Las Vegas franchise history)



**Brad Mills**

**Mike Ramsey (1999)**

W	L	Pct.
67	75	.472



**Mike Ramsey**

**John Shoemaker (2003)**

W	L	Pct.
76	66	.535



**John Shoemaker**

**Duane Espy (2000)**

W	L	Pct.
30	20	.600

**Tony Franklin (2000)**

W	L	Pct.
43	50	.462



**Terry Kennedy (2004)**

W	L	Pct.
67	76	.469



**Terry Kennedy**

# ALL-TIME MANAGERS LIST



## Lorenzo Bundy (2007-08)

W	L	Pct.
67	77	.465 (2007)
74	69	.517 (2008)
141	146	.491



Lorenzo Bundy

## Mike Basso (2009)

W	L	Pct.
71	73	.493



Mike Basso

## Dan Rohn (2010)

W	L	Pct.
66	78	.458



Dan Rohn

## Marty Brown (2011-12)

W	L	Pct.
71	73	.493 (2011)
79	64	.552 (2012)
150	137	.523



Marty Brown

## Wally Backman (2013-16)

W	L	Pct.
81	63	.563 (2013)
+81	63	.563 (2014)
77	67	.535 (2015)
70	74	.486 (2016)
309	267	.536

+PCL Manager of the Year



Wally Backman

## Pedro Lopez (2017)

W	L	Pct.
56	86	.394



Pedro Lopez

## Tony DeFrancesco (2018)

W	L	Pct.
71	69	.507




Tony DeFrancesco

## Fran Riordan (2019, 2021-25)

W	L	Pct.
+83	57	.593 (2019)
65	61	.516 (2021)
71	79	.473 (2022)
+75	74	.503 (2023)
74	75	.497 (2024)
+83	67	.553 (2025)
451	413	.522

+PCL Manager of the Year



Fran Riordan



# ALBUQUERQUE



1601 Avenida Cesar Chavez Southeast  
Albuquerque, NM 87106

PH: (505) 924-2255

[www.abqisotopes.com](http://www.abqisotopes.com)

X:@ABQTopes

Affiliation: Colorado Rockies (2015)

Stadium: Rio Grande Credit Union Field  
at Isotopes Park (13,000; 2003)

## 2025 STATISTICS

PLAYER	AVG	G	AB	R	H	2B	3B	HR	RBI	BB	SO	SB	CS	OBP	SLG	E
#Amador, Adael	.303	80	314	49	95	16	3	11	59	50	47	20	9	.405	.478	7
Beck, Jordan	.143	8	35	4	5	0	1	1	3	2	9	2	0	.189	.286	0
Bernabel, Warming	.301	75	282	46	85	18	0	8	45	23	39	5	1	.356	.450	11
Boone, Trevor	.210	38	119	23	25	4	2	8	26	7	5	2	0	.258	.479	3
Bouchard, Sean	.234	68	244	40	57	11	2	9	32	50	91	10	2	.373	.406	3
Carreras, Julio	.280	50	150	31	42	7	2	1	17	16	38	11	4	.353	.373	10
*Clifford, Nolan	.368	6	19	3	7	0	1	0	3	3	5	0	0	.455	.474	0
Cope, Daniel	.206	23	68	11	14	4	1	1	9	9	21	0	0	.325	.338	2
Crim, Blaine	.273	26	99	13	27	6	0	3	14	13	20	1	0	.360	.424	1
*Fernández, Yanquiel	.284	64	243	43	69	14	0	13	39	23	38	0	1	.347	.502	2
Fulford, Braxton	.354	43	147	35	52	10	2	13	37	17	40	3	2	.433	.714	3
*Hilliard, Sam	.288	91	361	64	104	25	12	17	66	47	108	15	1	.367	.565	5
Hiura, Keston	.272	100	383	62	104	21	3	21	67	47	123	1	1	.369	.507	4
Karros, Kyle	.306	16	62	9	19	4	1	2	4	5	12	0	0	.368	.500	1
Miller, Owen	.277	102	394	64	109	25	1	11	65	29	71	13	3	.329	.429	12
Nola, Austin	.347	26	95	14	33	7	1	2	19	10	14	0	0	.411	.474	3
Palma, Ronaiker	.324	22	74	10	24	4	0	0	5	6	10	0	0	.375	.378	3
Ritter, Ryan	.303	55	218	45	66	13	3	16	50	34	54	3	2	.405	.610	4
#Romo, Drew	.264	60	220	28	58	11	0	7	23	18	63	2	0	.329	.409	7
Schunk, Aaron	.291	90	323	57	94	16	7	10	59	29	66	3	2	.352	.477	11
*Thompson, Sterlin	.296	120	439	82	130	28	8	18	66	53	107	12	4	.392	.519	6
#Toglia, Michael	.331	42	157	31	52	9	2	11	36	19	46	0	2	.401	.624	1
Torres, Jose	.239	35	117	20	28	4	2	5	13	10	39	1	0	.299	.436	13
Tovar, Ezequiel	.163	11	43	3	7	2	0	0	1	2	10	0	0	.196	.209	1
*Veen, Zac	.289	90	370	57	107	23	5	11	59	35	84	15	5	.354	.468	4
*Ward, Braiden	.331	44	133	45	44	7	4	1	21	16	23	35	2	.440	.466	2

Total-All Batters	.285		5145		1466		63		839		1237		41		482	
				895		291		199		576		154		364		139

PITCHER	W-L	ERA	G	GS	CG	SHO	SV	IP	H	R	ER	HR	HB	BB	SO	WP	AVG
Agnos, Zach	0-0	2.25	10	0	0	0	3	12.0	6	3	3	1	0	4	14	0	.146
*Albright, Mason	3-7	7.80	21	19	0	0	0	85.1	129	79	74	28	2	35	65	1	.332
Anderson, Nick	1-1	4.73	15	0	0	0	4	13.1	15	8	7	1	0	7	18	4	.288
Baumgartner, Collin	0-3	2.42	17	0	0	0	2	22.1	18	8	6	2	2	9	25	0	.225
Blalock, Bradley	1-5	8.60	15	15	0	0	0	60.2	83	60	58	11	0	35	52	5	.324
Brnovich, Kyle	1-2	11.57	7	4	0	0	0	18.2	26	26	24	7	0	15	17	0	.342
Castillo, Braynan	0-0	4.50	15	0	0	0	0	18.0	12	9	9	1	2	10	24	4	.194
Castillo, Diego	3-2	5.06	20	0	0	0	2	21.1	20	13	12	4	2	13	23	2	.253
Chivilli, Angel	0-1	7.00	10	0	0	0	1	9.0	10	7	7	0	0	2	10	0	.278
Curry, Xzavion	2-3	7.97	8	8	0	0	0	35.0	45	31	31	8	2	18	19	0	.310
Darnell, Dugan	5-2	3.19	35	1	0	0	1	53.2	42	21	19	4	1	19	63	3	.216
Feltner, Ryan	0-3	8.57	6	6	0	0	0	21.0	29	23	20	5	1	23	13	5	.439
*Gitbreath, Lucas	1-0	7.59	43	0	0	0	1	42.2	48	36	36	9	2	28	39	4	.284
*Gomber, Austin	0-1	2.25	2	2	0	0	0	8.0	4	3	2	1	0	5	10	0	.138
Gordan, Tanner	1-4	5.25	12	12	0	0	0	58.1	78	36	34	9	0	11	47	1	.324
*Green, Mason	0-0	0.00	3	0	0	0	0	5.1	1	5	0	1	1	3	2	0	.059
Hill, Jaden	2-1	3.57	14	0	0	0	1	17.2	10	7	7	1	1	3	28	0	.159
Hughes, Gabriel	4-3	5.11	14	14	1	1	0	61.2	67	38	35	9	2	29	48	2	.277
Juarez, Victor	1-0	4.15	2	0	0	0	0	4.1	9	3	2	0	0	2	3	0	.429
*Justice, Evan	4-1	7.50	25	1	0	0	1	30.0	31	27	25	6	2	25	27	4	.267
Kauffmann, Karl	2-3	5.51	42	2	0	0	1	81.2	90	51	50	11	4	55	62	1	.284
*Kelly, Antoine	3-5	5.63	34	0	0	0	4	38.1	45	32	24	2	7	27	41	6	.287
Márquez, Germán	0-0	3.68	2	2	0	0	0	7.1	7	3	3	1	0	1	10	0	.241
Mejia, Juan	1-0	4.73	10	0	0	0	0	13.1	8	8	7	0	2	6	22	0	.170
Molina, Anthony	4-5	6.59	15	15	0	0	0	69.2	102	58	51	9	1	30	51	2	.336
*O'Loughlin, Jack	1-3	6.91	17	10	0	0	0	41.2	51	38	32	7	3	36	28	4	.304
*Palquist, Carson	4-5	4.64	26	10	0	0	0	77.2	62	43	40	7	8	42	94	5	.219
*Peralta, Luis	1-4	9.09	34	0	0	0	0	34.2	46	40	35	6	3	28	51	3	.311
Quezada, Andrew	2-9	6.90	27	18	1	0	1	91.1	132	82	70	14	4	39	55	7	.347
*Rolson, Ryan	3-1	3.34	20	1	0	0	1	29.2	33	13	11	1	2	9	32	2	.287
*Skipper, Carson	2-0	3.27	12	0	0	0	0	22.0	23	9	8	3	1	9	22	0	.271
*Turner, Matt	1-2	6.45	31	4	0	0	1	44.2	53	37	32	3	6	25	42	3	.294
Van Scoyoc, Connor	8-6	4.19	41	0	0	0	0	86.0	85	48	40	6	3	29	46	7	.255
*Van Sickle, Bryson	0-0	9.00	2	0	0	0	0	3.0	8	7	3	1	0	3	2	1	.421
*Yan, Jefry	1-3	7.28	27	1	0	0	0	29.2	33	27	24	4	2	22	45	9	.275

Total-All Pitchers	62	5.97		149		2		1286.2		956		185		674		86	
		87			2		24		1476		853		67		1168		288

\*-Left-handed batter; \*-Left-handed pitcher; #-Switch-hitter; T-Total Statistics



President - John Traub

General Manager - Chrissy Baines

Manager, Public Relations - Forest Stulting

Press Box Phone - (505) 222-4093

Stadium Dimensions - LF 340, CF 428, RF 340

Manager - Pedro Lopez


Hitting Coach - Matt Snyder

Pitching Coach - Craig Bjornson

Bench Coach - Luis Lopez

Athletic Trainers - Hoshi Mizutani, Kota Omizu

Physical Performance Coach - Jacob Mathis



**Pedro Lopez**

2025 Record - 62-87, .416 (5th, East Division)

2025 Attendance/Avg. - 493,849 (6,765; 1st in PCL)

**All-Time Record vs. Isotopes: 102-98 (.510)**

Home: 58-45 (.563); Road: 44-53 (.454)

**2026 Schedule** - May 19-24 at Las Vegas

August 18-23 at Albuquerque, N.M.

### 2025 - Aviators vs. Isotopes (8-4)

Date	Score	Winner	Loser	Save
June 24	L, 11-6	Van Scoyoc	Brooks	
June 25	W, 13-2	Morris	Quezada	
June 26	W, 14-11	McGough	Albright	Maldonado
June 27	W, 7-6	Morales	Feltner	
June 28	W, 8-7	Bido	Kelly	Leal
June 29	W, 5-4	Duran	Anderson	Maldonado
Aug. 19@	L, 9-3	Van Scoyoc	Shuster	
Aug. 20@	W, 9-3	Morris	Hughes	
Aug. 21@	W, 11-10	Cushing	Kelly	Maldonado
Aug. 22@	L, 8-7	Brnovich	Otañez	Rolison
Aug. 23@	L, 10-6	Curry	Brooks	Quezada
Aug. 24@	W, 3-2 (10)	McGough	Baumgartner	Maldonado

### 2026 Baseball America Top Prospects



- Ethan Holliday - SS
- Charlie Condon - 1B
- Jared Thomas - OF
- Brody Brecht - RHP
- Roldy Brito - OF/2B
- Cole Carrigg - OF
- Max Belyeu - OF
- Jackson Cox - RHP
- Robert Calaz - OF
- Welinton Herrera - LHP



# EL PASO

1 Ballpark Plaza, El Paso, TX 79901

PH: (915) 533-2273

[www.epchihuahuas.com](http://www.epchihuahuas.com)

X:@epchihuahuas

Affiliation - San Diego Padres (2014)

Stadium - Southwest University Park  
(8,018; 2014)



## 2025 STATISTICS

PLAYER	AVG	G	AB	R	H	2B	3B	HR	RBI	BB	SO	SB	CS	OBP	SLG	E
Acuna, Francisco	.364	12	33	11	12	2	1	2	9	4	4	0	0	.452	.667	1
*Brooks, Trenton	.275	90	324	59	89	23	1	15	68	64	63	3	0	.388	.491	5
Brosseau, Mike	.222	86	302	38	67	14	0	9	39	33	68	6	1	.308	.358	11
Campusano, Luis	.336	105	393	83	132	25	1	25	95	72	82	2	0	.441	.595	8
Castañon, Marcos	.300	16	60	14	18	4	1	3	18	7	19	0	0	.386	.550	0
*Dungan, Clay	.273	140	527	105	144	34	8	14	80	73	142	30	7	.368	.448	8
Durán, Rodolfo	.288	86	316	63	91	16	2	16	73	27	68	3	1	.344	.503	12
Gonzalez, Oscar	.333	12	54	13	18	3	1	5	16	3	14	1	1	.268	.704	0
Joe, Connor	.267	16	60	16	16	5	0	0	4	13	10	4	2	.405	.350	1
#Johnson, Bryce	.303	42	142	28	43	11	1	3	22	22	40	10	2	.407	.458	0
Lacastro, Tim	.270	104	344	69	93	21	4	9	52	36	67	32	5	.367	.433	2
Lockridge, Brandon	.291	21	79	19	23	4	2	2	6	15	17	7	0	.408	.468	1
McCoy, Mason	.272	90	331	62	90	22	2	11	59	43	99	17	7	.354	.450	14
*Mondou, Nate	.308	130	467	69	144	27	4	6	74	65	79	8	6	.400	.422	17
*Omelas, Tirso	.289	82	318	63	92	21	0	10	57	46	64	7	2	.384	.450	0
#Perlaiza, Yonathan	.307	138	541	106	166	49	2	19	113	74	125	15	7	.391	.510	6
#Reyes, Ripken	.273	42	110	21	30	7	2	0	19	15	13	0	0	.382	.373	4
Roberts, Cody	.223	39	112	20	25	5	0	2	11	16	46	2	0	.313	.321	6
Rosario, Eguay	.194	29	98	10	19	2	0	1	9	10	26	5	2	.264	.245	6
*Sullivan, Brett	.231	10	39	4	9	1	1	0	9	2	10	0	0	.262	.308	2
*Wade, Tyler	.279	23	104	18	29	5	0	1	12	15	26	10	2	.372	.356	3
*Wagner, Will	.270	17	74	10	20	2	1	2	17	7	8	1	1	.333	.405	1
*Wall, Forrest	.298	69	238	51	71	15	2	4	39	29	61	21	1	.384	.429	1

Total-All Batters	.284		5103		1447		36		904		1166		47		.454	
				959		320		160		699		184		.375		128

PITCHER	W-L	ERA	G	GS	CG	SHO	SV	IP	H	R	ER	HR	HB	BB	SO	WP	AVG
Bellatti, Andrew	0-0	11.57	5	0	0	0	0	4.2	10	6	6	0	1	5	5	2	.476
*Benjamin, Wes	4-8	6.42	28	22	0	0	1	108.0	131	94	77	16	7	49	88	5	.302
Bergert, Ryan	0-2	4.03	11	11	0	0	0	44.2	49	21	20	7	3	18	44	1	.283
*Blanchard, Jason	3-3	6.70	32	1	0	0	0	43.0	44	35	32	5	4	24	44	3	.275
Brito, Raul	6-4	6.11	48	0	0	0	2	63.1	72	44	43	10	6	35	82	9	.288
Castro, Manuel	4-1	3.66	24	0	0	0	1	32.0	22	17	13	2	0	23	30	0	.198
Chirino, Harold	0-2	5.91	40	0	0	0	3	45.2	53	33	30	2	8	29	42	5	.286
*Cienfuegos, Miguel	1-3	5.30	24	6	0	0	1	52.2	55	34	31	1	1	25	40	2	.268
*Cosgrove, Tom	1-0	7.36	4	0	0	0	0	3.2	4	3	3	0	1	4	2	0	.286
*Cruz, Omar	5-5	4.75	31	11	0	0	0	83.1	76	52	44	9	4	55	88	8	.241
Darvish, Yu	0-1	4.50	1	1	0	0	0	4.0	2	2	2	1	0	1	4	0	.154
*Davis, Austin	0-0	11.91	11	1	0	0	1	11.1	15	15	15	1	3	10	12	0	.313
Espada, Jose	2-0	4.80	12	0	0	0	0	15.0	14	9	8	3	0	11	21	2	.241
Gillaspie, Logan	1-3	7.08	18	13	0	0	0	54.2	72	43	43	9	2	21	45	0	.316
*Hart, Kyle	3-4	4.10	20	10	0	0	0	63.2	64	33	29	6	2	34	52	4	.262
*Higginbotham, Jake	2-2	8.88	16	0	0	0	0	24.1	39	24	24	3	2	16	24	3	.348
Hoeing, Bryan	1-0	4.70	14	0	0	0	0	15.1	21	8	8	1	1	6	16	2	.313
Jacob, Alek	4-2	5.27	26	0	0	0	2	27.1	23	18	16	4	2	17	39	2	.228
Jones, Stephen	0-0	6.14	6	1	0	0	1	7.1	12	5	5	0	0	4	6	0	.364
Knehr, Reiss	2-2	2.70	18	0	0	0	8	16.2	9	6	5	2	1	7	24	0	.158
Kolek, Stephen	1-0	6.00	6	6	0	0	0	27.0	38	19	18	4	2	5	21	0	.325
Kollar, Jared	2-5	8.81	13	9	0	0	0	47.0	72	50	46	13	0	28	21	1	.362
Kopps, Kevin	3-2	5.30	25	1	0	0	0	35.2	36	26	21	5	4	23	32	6	.250
*Krob, Austin	0-1	5.74	20	6	0	0	1	47.0	48	34	30	4	4	35	42	4	.261
Lizarraga, Victor	1-0	1.80	2	2	0	0	0	10.0	8	3	2	0	2	6	5	0	.229
Marinaccio, R	6-0	5.05	41	0	0	0	0	46.1	48	28	26	7	3	21	51	6	.258
Morgan, D	0-2	12.71	7	0	0	0	0	5.2	8	8	8	2	1	1	11	1	.320
Núñez, Eduarniel	2-0	0.00	11	0	0	0	5	12.1	2	0	0	0	0	6	18	1	.054
Pena, Francis	4-4	4.99	43	0	0	0	0	52.1	50	33	29	4	2	34	47	4	.255
Reynolds, Sean	2-1	2.86	27	0	0	0	6	28.1	16	9	9	2	2	11	22	1	.170
Rodriguez, Bradgley	2-0	3.14	15	0	0	0	0	14.1	9	5	5	0	0	2	7	0	.188
Routzahn, Ethan	3-1	3.75	22	0	0	0	0	24.0	29	16	10	3	2	14	19	2	.293
*Sears, JP	1-0	10.29	4	4	0	0	0	13.2	12	5	5	3	0	6	16	0	.226
Tamarez, Misael	1-1	9.00	7	0	0	0	0	14.0	24	15	14	4	2	2	12	0	.375
Vasquez, Randy	0-1	5.63	2	2	0	0	0	8.0	7	5	5	1	0	5	6	0	.226
Waldron, Matt	7-4	6.67	18	18	0	0	0	82.1	102	63	61	11	5	26	76	3	.309
Wendelken, J.B.	0-0	0.00	2	0	0	0	0	1.0	2	0	0	0	0	1	1	1	.500
*Wolf, Jackson	7-3	5.47	22	22	0	0	0	103.2	119	76	63	12	7	44	103	1	.286

Total-All Pitchers	81	5.67		149		3		1311.2		920		164		696		80	
					0		38		1441		827		87		1237		279

\*-Left-handed batter; \*Left-handed pitcher; #-Switch-hitter; T-Total Statistics

# CHIHUAHUAS



President - Alan Ledford  
 Senior VP/General Manager - Brad Taylor  
 Sr. Manager, Broadcast & Media Relations - Tim Hagerty  
 Press Box Phone - (915) 242-2070  
 Stadium Dimensions - LF 322, CF 406, RF 322

Manager - Pete Zamora  
 Hitting Coach - Ben Rosenthal  
 Pitching Coach - Scott Mitchell  
 Asst. Pitching Coach - Jimmy Jones  
 Bench Coaches - Miguel Del Castillo,  
 Morgan Burkhart



**Pete Zamora**

Athletic Trainers - Carlos Olivas, Micah Gerhart

2025 Record - 81-68, .544 (2nd, East Division)

2025 Attendance/Avg. - 472,125 (6,467; 3rd in PCL)

**All-Time Record vs. Chihuahuas: 81-81 (.500)**

Home: 38-45 (.458); Road: 43-36 (.544)

**2026 Schedule** - July 21-26 at Las Vegas  
 September 1-6 at El Paso, Texas

<b>2025 - Aviators vs. Chihuahuas (11-7)</b>				
Date	Score	Winner	Loser	Save
April 8@	W, 11-7	Cusick	Chirino	Holman
April 9@	W, 6-4	Krook	Bergert	Alvarado
April 10@	L, 7-6	Knehr	Baum	
April 11@	L, 7-3	Marinaccio	H. Harris	
April 12@	W, 11-2	J. Lopez	Benjamin	
April 13@	W, 13-6	Krook	Krob	
May 13	W, 20-2	Perkins	Benjamin	
May 14	W, 6-4	Duran	Darvish	
May 15	L, 8-5	Kopps	Tomioka	Knehr
May 16	L, 12-4	Hart	Barnett	
May 17	W, 6-4	Walkinshaw	Benjamin	Alvarado
May 18	W, 14-4	Dodson	Kollar	
July 8@	L, 11-4	Waldron	Waldichuk	
July 9@	L, 7-3	Wolf	Estes	
July 10@	W, 6-4	McGough	Gillaspie	Maldonado
July 11@	W, 7-3	Brooks	Benjamin	
July 12@	W, 8-7 (12)	Maldonado	Pena	Rodriguez
July 13@	L, 6-3	Waldron	Waldichuk	Núñez

## 2026 Baseball America Top Prospects



- Ethan Salas - C
- Kruz Schoolcraft - LHP
- Kash Mayfield - LHP
- Miguel Mendez - RHP
- Jorge Quintana - SS
- Humberto Cruz - RHP
- Ty Harvey - C
- Ryan Wideman - OF
- Bradgley Rodriguez - RHP
- Kale Fountain - 1B/3B



# OKLAHOMA CITY

2 South Mickey Mantle Drive  
Oklahoma City, OK 73104  
PH: (405) 218-1000

[www.okcbaseball.com](http://www.okcbaseball.com)

X:@okc\_baseball

Affiliation - Los Angeles Dodgers (2015)  
Stadium - Chickasaw Bricktown Ballpark (9,000; 1998)



## 2025 STATISTICS

PLAYER	AVG	G	AB	R	H	2B	3B	HR	RBI	BB	SO	SB	CS	OBP	SLG	E
*Alexander, CJ	.269	52	208	32	56	16	4	5	30	20	67	3	1	.332	.457	3
Baker, Luken	.273	33	121	18	33	6	0	8	22	22	33	0	0	.382	.521	0
#Berroa, Steward	.330	27	97	23	32	7	0	1	11	17	22	11	3	.424	.433	0
Chavis, Michael	.291	63	258	45	75	21	3	13	45	24	66	2	2	.350	.547	4
Dean, Justin	.289	90	304	60	88	13	6	6	33	39	82	27	9	.378	.431	6
#Edman, Tommy	.286	5	14	1	4	0	0	0	0	3	2	0	0	.412	.286	0
*Feduccia, Hunter	.290	79	276	55	80	14	4	9	52	52	71	2	0	.399	.467	2
Gauthier, Austin	.259	118	378	69	98	20	2	4	45	93	92	5	1	.404	.354	10
Hainline, Elijah	.273	5	11	1	3	1	0	0	2	3	2	4	0	.429	.364	0
Hernandez, Enrique	.357	5	14	1	5	2	0	0	3	2	3	1	0	.438	.500	0
Hoese, Kody	.264	99	348	51	92	25	1	8	51	50	78	1	0	.357	.411	8
*Kim, Hyeoseong	.268	37	149	27	40	9	2	5	22	13	42	14	1	.337	.456	5
#Miller, Noah	.238	59	227	31	54	12	0	4	35	11	44	1	0	.269	.344	1
*Muncy, Max	.318	8	22	4	7	1	0	1	3	3	9	0	0	.400	.500	2
Okey, Chris	.228	42	149	16	34	5	1	3	23	9	40	0	0	.280	.336	3
*Outman, James	.289	70	284	61	82	20	3	20	74	39	101	14	3	.378	.592	0
Ramos, Jose	.295	44	149	29	44	9	3	8	27	15	51	2	1	.359	.557	1
Robinson, Chuckie	.254	51	181	32	46	5	0	4	30	20	50	1	0	.337	.348	6
*Rortvedt, Ben	.228	17	57	7	13	3	0	2	6	3	16	0	0	.281	.386	2
Rosario, Eguy	.339	14	59	11	20	6	0	2	12	8	16	3	1	.406	.542	0
Ruiz, Esteury	.303	104	403	94	122	25	6	16	60	63	87	62	11	.411	.514	2
*Rushing, Dalton	.314	35	118	26	37	7	1	5	19	26	32	1	0	.436	.517	3
Senzel, Nick	.252	96	353	51	89	15	2	12	62	45	76	7	1	.341	.408	6
*Ward, Ryan	.290	143	566	113	164	31	6	36	122	83	122	16	6	.380	.557	4
Total-All Batters	.276		5178		1429		44		871		1321		46		.460	
				936		303		188		747		195		.369		99

PITCHER	W-L	ERA	G	GS	CG	SHO	SV	IP	H	R	ER	HR	HB	BB	SO	WP	AVG
Boyer, Logan	5-5	5.00	50	0	0	0	1	54.0	61	31	30	5	2	39	51	4	.293
Carlson, Sam	4-2	4.22	45	0	0	0	4	59.2	56	36	28	4	8	36	78	3	.251
Casparius, Ben	2-0	3.38	5	0	0	0	0	5.1	4	2	2	1	0	0	7	0	.200
Davis, Noah	3-0	3.94	21	2	0	0	1	32.0	24	16	14	2	4	15	38	2	.207
Diaz, Alexis	0-1	8.10	11	0	0	0	1	10.0	7	9	9	2	3	8	10	0	.200
Fernández, Julian	3-0	3.05	35	4	0	0	4	41.1	37	14	14	4	0	15	49	3	.240
Feyerisen, J.P.	0-0	9.64	4	0	0	0	0	4.2	10	5	5	1	0	1	0	1	.435
Frasso, Nick	6-1	5.49	43	7	0	0	1	77.0	80	47	47	10	4	42	68	8	.274
Funkhouser, Kyle	2-5	6.03	17	12	0	0	0	62.2	74	45	42	8	5	36	56	6	.295
*Gambao, Alec	0-2	4.19	8	2	0	0	0	19.1	14	10	9	0	1	12	12	2	.206
Gervase, Paul	2-1	4.74	15	0	0	0	1	19.0	14	10	10	3	1	15	16	1	.212
Glasnow, Tyler	0-0	8.31	3	3	0	0	0	8.2	13	8	8	1	1	5	12	2	.351
*Harris, Ben	1-0	4.75	28	2	0	0	0	30.1	21	16	16	2	6	33	36	2	.202
Henriquez, Edgardo	1-1	6.85	22	2	0	0	0	23.2	30	19	18	3	3	14	36	6	.303
Hernandez, Jose	0-4	4.94	21	0	0	0	0	27.1	22	16	15	3	0	18	34	3	.214
Hurt, Kyle	1-0	1.93	7	0	0	0	0	9.1	10	2	2	0	0	5	10	1	.270
*Jacques, Joe	1-1	6.04	18	0	0	0	3	22.1	28	18	15	1	4	8	24	0	.298
Jarvis, Justin	3-2	6.38	13	10	0	0	0	55.0	56	39	39	4	3	34	38	4	.267
*Kershaw, Clayton	0-0	3.75	3	3	0	0	0	12.0	8	5	5	3	1	3	8	0	.205
Klein, Will	1-3	5.16	20	0	0	0	1	22.2	18	15	13	2	1	17	44	3	.214
Knack, Landon	6-6	6.66	21	18	0	0	0	102.2	105	80	76	15	1	55	94	8	.265
Kopech, Michael	1-1	13.89	16	1	0	0	0	11.2	14	18	18	2	1	20	15	4	.298
*Kopp, Ronan	1-1	4.56	21	0	0	0	1	25.2	23	14	13	1	0	20	41	4	.242
Little, Jack	5-4	4.64	36	0	0	0	13	42.2	39	25	22	4	2	19	39	2	.242
Loutos, Ryan	0-0	1.69	7	0	0	0	1	10.2	5	2	2	0	0	4	9	0	.139
*McDaniels, Garrett	3-1	3.30	25	3	0	0	0	30.0	25	12	11	2	2	17	36	3	.234
Miller, Bobby	3-6	5.66	35	14	0	0	1	90.2	80	59	57	11	2	61	83	13	.233
*Ortiz, Robinson	1-0	2.76	15	1	0	0	0	16.1	11	5	5	1	0	9	14	1	.190
*Penrod, Zach	2-0	8.65	19	3	0	0	0	26.0	33	26	25	2	3	30	23	2	.308
Phillips, Evan	0-0	6.35	6	1	0	0	1	5.2	9	6	4	0	0	1	9	0	.375
Rodriguez, José	8-2	4.71	37	1	0	0	4	42.0	33	23	22	7	4	27	64	7	.213
Romero, Christian	1-1	4.91	9	9	0	0	0	40.1	34	23	22	5	4	15	34	2	.228
Sasaki, Roki	0-2	6.10	7	5	0	0	0	20.2	20	15	14	2	2	13	19	1	.263
Sauer, Matt	5-5	5.86	18	17	0	0	1	83.0	100	56	54	14	7	28	79	5	.299
Sheehan, Emmet	1-1	4.58	5	5	0	0	0	17.2	16	9	9	3	2	2	31	0	.232
*Snell, Blake	0-0	1.04	2	2	0	0	0	8.2	4	1	1	0	0	5	13	0	.143
Sublette, Ryan	8-3	5.06	39	1	0	0	0	53.1	60	31	30	5	6	39	56	0	.283
Treinen, Blake	0-0	0.00	6	1	0	0	0	6.0	0	1	0	0	0	1	9	0	.000
*Wroblewski, Justin	2-1	4.18	11	10	0	0	0	51.2	48	26	24	7	1	23	47	2	.247
Total-All Pitcher	84	5.23		150		3		1330.0	830		773		144		782		109
	66			0		39		1288		773		88		1408			.255

\*-Left-handed batter; \*-Left-handed pitcher; #-Switch-hitter; T-Total Statistics

# COMETS



General Manager - Kyle Daugherty

Director, Broadcasting & Communications: Alex Freedman

Press Box Phone - (405) 218-1000 ext. 2210

Stadium Dimensions - LF 325, CF 400, RF 325

Manager - Scott Hennessey

Hitting Coaches - Dylan Nasiatka & David Dahl

Pitching Coaches - David Anderson & Ryan Dennick

Bench Coach - Joe Thon

Performances Coaches - Paul Fournier, Ethan Quarles

Athletic Trainers - Griffin Boyte, Josh DiLoreto



**Scott Hennessey**

2025 Record - 84-66 .560 (1st, East Division)

2025 Attendance/Avg. - 395,026 (5,411; 6th in PCL)

**All-Time Record vs. OKC: 77-78 (.497)**

Home: 39-46 (.459); Road: 38-32 (.543)

**2026 Schedule** - March 31 - April 5 at Las Vegas

July 28 - August 2 at Oklahoma City

## 2025 - Aviators vs. OKC Comets (4-8)

Date	Score	Winner	Loser	Save
May 27	L, 11-9 (10)	Boyer	Dodson	
May 28	W, 8-2	Barnett	Sauer	
May 29	L, 9-2	Miller	Morales	
May 30	W, 9-7	Alvarado	Boyer	
May 31	L, 17-11	Frasso	Floro	
June 1	L, 12-3	Funkhouser	Morris	
July 1	W, 10-3	Morris	Sheehan	
July 2	L, 13-7 (10)	Little	Maldonado	
July 3	L, 9-5	McDaniels	Estes	
July 4@	W, 10-6	Bido	Knack	
July 5@	L, 8-6	McDaniels	Ferguson	Rodriguez
July 6@	L, 7-4	Penrod	Morris	Boyer

## 2026 Baseball America Top Prospects



1. Eduardo Quintero - OF
2. Josue De Paula - OF
3. Mike Sirota - OF
4. Zyhira Hope - OF
5. Jackson Ferris - LHP
6. Charles Davalan - OF
7. Alex Freeland - SS
8. Zach Root - LHP
9. Emil Morales - SS
10. Chase Harlan - 3B



# RENO

250 Evans Avenue, Reno, NV 89501

PH: (775) 334-4700

[www.renoaces.com](http://www.renoaces.com)

X:@Aces

Affiliation - Arizona Diamondbacks (2009)

Stadium - Greater Nevada Field (9,154; 2009)



## 2025 STATISTICS

PLAYER	AVG	G	AB	R	H	2B	3B	HR	RBI	BB	SO	SB	CS	OBP	SLG	E
#Alcantara, Sergio	.315	45	149	26	47	11	3	2	23	32	31	2	2	.435	.470	7
Alexander, Blaze	.284	54	194	41	55	12	1	8	41	38	59	11	1	.413	.479	6
Almora Jr., Albert	.303	35	145	22	44	5	4	4	26	18	23	5	3	.378	.476	0
#Barrosa, Jorge	.294	93	394	67	116	29	2	7	58	54	95	10	4	.378	.431	3
*Brown, Seth	.291	26	103	17	30	6	1	6	21	14	28	0	1	.381	.544	2
#Corniel, Juan	.234	22	77	12	18	5	0	1	9	3	16	0	1	.272	.338	1
*Del Castillo, Adrian	.288	14	59	13	17	4	0	4	16	10	19	0	0	.386	.559	1
English, Tristin	.325	93	385	55	125	31	0	14	77	21	62	0	0	.368	.514	5
Garcia, Aramis	.266	70	241	56	64	10	0	14	44	45	81	0	0	.385	.481	3
*Graham, Kevin	.137	25	73	9	10	2	0	1	9	10	25	1	0	.244	.205	0
Kaiser, Connor	.236	71	229	32	54	17	2	6	31	36	75	2	1	.345	.406	7
Lawlar, Jordan	.313	63	259	52	81	22	5	11	50	36	70	20	3	.403	.564	9
*Logan, Gavin	.366	12	41	10	15	3	0	3	11	3	16	0	0	.417	.659	0
*Lopez, Nicky	.267	24	101	16	27	3	1	0	7	5	9	1	2	.303	.317	3
Mancini, Trey	.308	74	299	62	92	16	0	16	62	25	70	2	1	.373	.522	4
*McCarthy, Jake	.314	49	207	43	65	15	4	1	16	24	33	12	3	.401	.440	3
Melendez, Ivan	.292	25	89	10	26	6	1	3	19	7	24	0	0	.347	.483	1
*Mervis, Matt	.245	30	110	20	27	10	1	6	24	11	29	1	0	.320	.518	3
Pache, Cristian	.251	70	247	44	62	15	2	5	25	34	77	8	2	.351	.389	3
*Perez, Michael	.273	19	66	4	18	4	0	2	9	6	19	0	0	.351	.424	3
Pinto, René	.268	54	205	44	55	18	0	11	42	18	69	2	0	.324	.517	4
Robinson, Kristian	.262	41	145	28	38	8	2	6	22	31	43	10	0	.393	.469	2
Tawa, Tim	.238	18	63	10	15	5	1	3	15	11	13	2	0	.359	.492	1
Troy, Tommy	.295	38	156	23	46	8	2	3	19	18	28	3	1	.381	.429	3
Valdez, Jesus	.236	37	127	18	30	5	0	3	18	10	36	0	1	.288	.346	3
#Vargas, Ildemaro	.255	54	216	29	55	8	3	5	36	21	22	4	1	.328	.389	4
Vukovich, A.J.	.284	111	426	80	121	19	3	22	79	46	129	0	2	.355	.498	3
*Weber, Andy	.310	97	364	60	113	19	7	4	43	35	56	0	5	.368	.434	8

Total-All Batters	.283		5303		1503		45		870		1291		35		.461	
				924		330		174		651		97		.366		120

PITCHER	W-L	ERA	G	GS	CG	SHO	SV	IP	H	R	ER	HR	HB	BB	SO	WP	AVG
Amdendt, Kyle	0-1	3.03	27	0	0	0	2	29.2	26	11	10	1	0	19	42	2	.230
*Backhus, Kyle	4-4	2.05	26	0	0	0	0	26.1	28	9	6	1	4	10	37	1	.275
Brigham, Jeff	6-2	5.23	17	0	0	0	0	20.2	16	14	12	5	0	9	32	0	.213
Corcoran, Billy	2-3	10.55	5	5	0	0	0	21.1	36	26	25	4	0	7	18	3	.371
Curtiss, John	1-1	6.34	25	1	0	0	2	32.2	38	24	23	7	0	9	28	0	.295
Diaz, Yilber	1-3	11.63	21	8	0	0	0	41.0	39	55	53	9	3	64	49	10	.248
Durke, Hayden	0-2	9.53	19	0	0	0	1	17.0	17	19	18	1	3	18	20	2	.250
Foster, Matt	2-2	3.89	31	0	0	0	2	34.2	37	18	15	5	1	12	42	2	.264
*Giesting, Spencer	5-7	6.47	17	17	0	0	0	79.1	89	60	57	12	10	45	72	3	.284
Gomez, Cesar	1-2	7.43	11	4	0	0	0	26.2	37	23	22	6	1	13	21	0	.236
*Gose, Anthony	0-3	5.14	14	0	0	0	0	14.0	14	11	8	2	0	9	16	2	.241
*Henry, Tommy	2-6	8.12	11	11	0	0	0	54.1	76	51	49	7	1	21	51	2	.335
Jameson, Drey	0-1	7.11	14	0	0	0	0	12.2	20	11	10	4	0	8	19	1	.345
Jarvis, Bryce	3-7	8.47	19	19	0	0	0	78.2	100	77	74	14	8	44	72	3	.314
Kelly, Casey	3-7	5.63	24	20	0	0	0	115.0	142	84	72	14	11	48	61	6	.306
*Lin, Yu-Min	5-7	6.64	23	23	0	0	0	101.2	124	81	75	18	7	60	85	4	.303
*Mantiply, Joe	2-0	5.56	10	0	0	0	0	11.1	14	9	7	4	0	3	11	0	.292
McGough, Scott	1-0	3.95	11	0	0	0	0	13.2	17	6	6	0	1	4	18	2	.309
Mena, Cristian	2-3	4.84	9	9	0	0	0	44.2	46	30	24	6	1	16	52	3	.264
Montes De Oca, Christian	1-0	4.07	17	0	0	0	2	24.1	26	11	11	2	1	6	26	1	.274
Morillo, Alfred	1-0	5.59	20	0	0	0	0	29.0	33	18	18	1	1	20	23	2	.292
Morillo, Juan	1-1	2.57	21	0	0	0	2	21.0	18	7	6	1	3	9	20	1	.237
*Nelson, Kyle	0-4	9.09	42	0	0	0	0	33.2	39	35	34	13	1	17	31	1	.277
Pope, Austin	0-3	4.60	25	1	0	0	0	29.1	34	19	15	2	0	10	34	4	.291
Ray, Dylan	6-3	6.30	18	18	0	0	0	90.0	107	65	63	18	4	38	70	6	.300
Reid-Foley	0-1	5.79	16	0	0	0	1	14.0	13	11	9	1	2	19	15	3	.241
*Rice, Jake	3-1	7.83	46	0	0	0	0	54.0	59	50	47	9	6	51	52	8	.288
*Saalfrank, Andrew	0-2	7.15	10	0	0	0	2	11.1	6	9	9	1	0	10	14	1	.162

Total-All Pitchers	63	6.29		150		3		1323.0		1016		203		720		86
	87			0		19		1513		925		79		1260		288

\*-Left-handed batter; \*-Left-handed pitcher; #-Switch-hitter; T-Total Statistics


## 2026 Baseball America Top Prospects



1. Ryan Waldschmidt - OF
2. Kayson Cunningham - SS
3. Demetrio Crisantes - 2B
4. Slade Caldwell - OF
5. David Hagaman - RHP
6. Daniel Eagen - RHP
7. Patrick Forbes - RHP
8. JD Dix - 2B
9. Tommy Troy - 2B
10. Cristofer Torin - SS

President - Eric Edelstein  
 Chief Operating Officer - Stacy Bowman  
 Manager, Communications - Collin Robinson  
 Press Box Phone - (775) 334-7026  
 Stadium Dimensions - LF 338, RCF 424, RF 340

Manager - Jeff Gardner  
 Hitting Coach - Terrmel Sledge  
 Pitching Coaches - Doug Drabek, Jeff Bajenaru  
 Bench Coaches - Shawn Roof, Jordan Procysen  
 Athletic Trainers - Connor Oates, Adam Brewer



**Jeff Gardner**

2025 Record - 63-87, .420 (5th, West Division)  
 2025 Attendance/Avg. - 352,375 (4,698; 8th in PCL)  
**All-Time Record vs. Aces: 140-157 (.471)**  
 Home: 72-79 (.477); Road: 68-78 (.466)

**2026 Schedule** - March 28-30; July 29 - August 3 at Las Vegas  
 May 6-11; September 9-14 at Reno

<b>2025 - Aviators vs. Aces (10-11)</b>				
Date	Score	Winner	Loser	Save
March 28	W, 3-2	Ginn	Diaz	Alvarado
March 29	W, 10-3	Cushing	Henry	
March 30	L, 9-4	Brigham	Baum	
May 6@	W, 15-0	Estes	Kelly	
May 7@	L, 11-3	Mantiply	Perkins	
May 8@	W, 4-0	Cushing	Lin	Maldonado
May 9@	L, 7-6 (10)	Rice	Walkinshaw	
May 10@	L, 10-9	Brigham	Cushing	Montes De Oca
May 11@	W, 6-4	Otañez	Backhus	Duran
July 29	L, 8-2	Kelly	Barnett	Rashi
July 30	L, 10-9	A. Morillo	Walkinshaw	J. Morillo
July 31	W, 12-7	H. Harris	Gose	
August 1	W, 10-9 (10)	McGough	J. Morillo	
August 2	L, 14-8	Drake	Morris	
August 3	W, 16-6	H. Harris	Jarvis	
September 9@	L, 10-6	Foster	Cushing	
September 10@	W, 3-0	Brooks	Giesting	Rodriguez
September 11@	L, 6-5	Morillo	Baum	
September 12@	W, 10-3	Morris	Jarvis	
September 13@	L, 9-1	Lin	Beers	
September 14@	L, 8-0	Kelly	Waldichuk	

### **SILVER STATE DIAMOND CHALLENGE: RENO vs. LAS VEGAS**

The Las Vegas Aviators and the Reno Aces developed the Silver State Diamond Challenge and accompanying trophy (Silver Plate Trophy) to add to the excitement of the intrastate rivalry each summer.

The inaugural season (2009) 16-game series was tied at 8-8. The tiebreaker was then decided by "draw of the cards" between then-Mayor Oscar Goodman (Las Vegas) and then-Mayor Bob Cashell (Reno). Goodman defeated Cashell "7" to "6".

Reno then captured the 2010 season series against Las Vegas, 11-games-to-5. In 2011, the series was tied at 8-8, thus, the Aces retained "The Silver Plate Trophy." In 2012, the 16-game series was tied 8-8, and Reno once again retained "The Trophy" for the third consecutive season. In 2013, Las Vegas won the series 13-games-to-3 over the Aces and, in 2014, the series was tied at 8-8 and thus the 51's retained "The Silver Plate Trophy." In 2015, Las Vegas won the series 11-games-to-5 and captured "The Trophy" for the third straight season. In 2016, Reno won the series 9-games-to-7 and re-captured "The Trophy." In 2017, Reno won the series 12-games-to-4 and retained "The Trophy" for the second straight season. In 2018, Las Vegas won the series 10-games-to-6 and re-captured "The Trophy." In 2019, the Aviators won the series 11-games-to-5 and retained "The Trophy." In 2021, Reno won the series 15-games-to-10 to re-capture "The Silver Plate Trophy." In 2022, Reno won the series 22-games-to-8 and retained "The Trophy." In 2023, Reno won the series 15-games-to-9 and retained "The Trophy." In 2024, Reno won the series 11-games-to-10 and retained "The Trophy."

In 2025, in its 16th campaign in the S.S.D.C., Reno won the series 11-games-to-10 and captured "The Trophy" for the fifth straight season.





# ROUND ROCK

3400 East Palm Valley Boulevard  
Round Rock, TX 78665

PH: (512) 255-2255

[www.RRExpress.com](http://www.RRExpress.com)

X:@RRExpress

Affiliation: Texas Rangers (2021)

Stadium: Dell Diamond (13,500; 2000)



## 2025 STATISTICS

PLAYER	AVG	G	AB	R	H	2B	3B	HR	RBI	BB	SO	SB	CS	OBP	SLG	E
*Barnhart, Tucker	.214	31	103	15	22	6	0	2	13	17	24	0	1	.339	.330	2
*Carter, Evan	.207	24	87	13	18	2	2	3	10	14	26	6	2	.314	.379	1
#Chavez, Frainyer	.257	11	35	9	9	1	0	3	9	8	7	1	1	.409	.543	1
Crim, Blaine	.284	83	328	54	93	20	1	18	71	43	70	3	3	.373	.515	3
De Goti, Alex	.229	91	279	35	64	11	0	3	33	41	74	3	3	.330	.301	5
Duran, Ezequiel	.345	14	55	13	19	6	0	4	4	4	13	5	0	.390	.673	1
Foscoe, Justin	.261	103	399	65	104	28	0	19	68	45	63	7	0	.341	.474	9
Freeman, Cody	.336	97	384	75	129	25	0	19	71	32	37	8	5	.382	.549	13
#Haggerty, Sam	.302	23	86	14	26	2	1	1	12	9	21	7	0	.371	.384	0
*Harris, Dustin	.285	91	372	70	106	19	2	11	41	44	74	33	4	.369	.435	4
*Hauver, Trevor	.275	104	363	64	100	20	3	12	66	67	106	3	1	.391	.446	3
Helman, Michael	.245	53	216	41	53	16	1	8	32	15	45	11	3	.304	.440	2
Johnson, Cooper	.209	82	273	31	57	10	1	6	32	42	88	4	0	.318	.319	6
Martin, Richie	.258	79	260	50	67	6	7	3	30	23	63	25	4	.348	.369	9
*McKinney, Billy	.268	65	224	33	60	11	2	9	39	28	58	6	2	.357	.455	3
*Narváez, Omar	.271	30	96	12	26	4	0	2	17	17	19	0	0	.383	.375	3
Ornelas, Jonathan	.204	30	98	9	20	3	0	0	7	18	29	3	0	.339	.235	4
*Ortiz, Abimelec	.283	41	138	32	39	6	3	9	33	21	36	1	1	.388	.565	4
*Osuna, Alejandro	.292	15	48	10	14	6	0	0	1	16	10	4	3	.493	.417	0
*Piotto, Konner	.221	36	95	10	21	1	0	1	12	16	33	2	1	.345	.263	0
*Smith, Marcus	.283	19	60	15	17	4	2	4	10	15	26	4	0	.421	.617	2
Strahm, Kellen	.242	108	363	50	88	13	0	8	40	59	91	32	5	.347	.344	4
Trejo, Alan	.261	93	341	58	89	26	1	14	65	30	90	2	1	.323	.466	9
Wallach, Chad	.245	28	98	15	24	4	0	4	18	13	31	0	0	.333	.408	1
*Zavala, Aaron	.214	16	56	8	12	3	0	2	13	9	19	2	2	.318	.375	1

Total-All Batters	.262		5069		1326		27		772		1214		44		.427	
				824		266		172		664		173		.352		104

PITCHER	W-L	ERA	G	GS	CG	SHO	SV	IP	H	R	ER	HR	HB	BB	SO	WP	AVG
Abbott, Cory	3-4	6.48	20	17	0	0	0	76.1	86	59	55	11	3	38	91	2	.289
Acker, Dane	4-1	5.40	30	1	0	0	0	50.0	59	34	30	5	1	26	49	1	.298
*Ahlstrom, Robby	2-4	3.59	47	0	0	0	4	52.2	45	32	21	4	1	34	51	4	.238
Anderson, Aidan	5-2	4.84	26	0	0	0	1	35.1	30	22	19	5	6	24	20	2	.229
Anderson, Ben	1-4	8.16	9	7	0	0	0	32.0	42	36	29	4	2	17	16	1	.323
Barlow, Joe	5-3	4.57	50	0	0	0	2	65.0	72	35	33	11	0	26	73	5	.283
*Blach, Ty	3-0	3.88	11	11	0	0	0	51.0	61	29	22	5	2	13	40	1	.298
Boushley, Caleb	2-1	1.08	8	5	0	0	0	25.0	20	4	3	1	0	9	18	2	.222
Buchanan, David	0-1	5.28	6	6	0	0	0	29.0	38	21	17	5	1	12	19	0	.317
Church, Marc	0-0	11.57	6	0	0	0	0	4.2	10	6	6	1	0	9	4	0	.435
Collyer, Gavin	1-1	5.63	14	0	0	0	0	16.0	16	10	10	1	1	15	21	4	.258
Curvelo, Luis	3-3	3.76	36	0	0	0	2	40.2	34	19	17	4	5	19	41	7	.218
Dugger, Robert	1-4	14.40	10	4	0	0	0	25.0	41	40	40	9	1	24	21	2	.380
Dunning, Dane	2-1	4.47	12	11	0	0	0	46.1	41	24	23	6	4	18	49	5	.234
Edwards Jr., Carl	2-1	5.31	8	7	0	0	0	39.0	44	25	23	6	1	13	44	1	.286
Festa, Matt	2-0	0.00	9	0	0	0	1	14.2	10	0	0	0	1	7	20	0	.185
Garabito, Gerson	0-7	8.53	10	10	0	0	0	31.2	39	31	30	8	2	18	28	0	.307
Gray, Peyton	5-6	3.84	38	2	0	0	1	61.0	67	29	26	8	2	23	68	4	.283
Hales, Skylar	0-1	15.95	7	0	0	0	0	7.1	9	13	13	4	1	6	8	2	.321
Heuer, Codi	3-2	3.43	35	0	0	0	4	39.1	36	18	15	4	3	15	53	3	.242
Hoffman, Nolan	2-0	5.91	22	3	0	0	0	35.0	30	23	23	4	7	21	46	1	.234
Houser, Adrian	2-2	5.03	9	8	0	0	0	39.1	30	22	22	4	5	15	37	0	.214
Kimbrel, Craig	0-1	3.86	24	0	0	0	5	21.0	12	10	9	4	3	12	28	2	.158
Krauth, Nick	0-0	7.71	5	0	0	0	0	7.0	11	6	6	1	0	3	6	0	.367
*Latz, Jacob	0-2	1.84	9	1	0	0	0	14.2	10	5	3	1	0	11	22	1	.179
Mahle, Tyler	0-0	6.14	3	3	0	0	0	7.1	8	5	5	1	0	2	10	0	.276
Murphy, Patrick	1-2	3.18	14	2	0	0	0	22.2	23	9	8	0	0	10	16	1	.271
*Plassmeyer, Michael	9-4	4.43	28	16	0	0	0	105.2	102	58	52	17	7	34	99	2	.252
Robert, Daniel	0-0	1.54	10	0	0	0	2	11.2	11	4	2	0	0	4	17	0	.244
Rocker, Kumar	1-0	3.94	4	4	0	0	0	16.0	14	7	2	0	3	15	0	.237	
Ruiz, José	1-0	2.31	20	0	0	0	7	23.1	19	6	6	1	1	6	24	0	.229
Sborz, Josh	1-2	5.79	10	1	0	0	0	9.1	15	7	6	2	0	6	9	0	.375
Serrano, Florencio	0-1	5.06	6	0	0	0	0	10.2	14	10	6	3	0	5	8	0	.298
Strickland, Hunter	1-2	8.22	12	0	0	0	0	15.1	20	14	14	3	0	9	15	0	.323
Supak, Trey	4-2	3.55	12	12	0	0	0	58.1	51	25	23	6	2	18	55	3	.231
Teodo, Emiliano	2-1	9.00	14	0	0	0	0	18.0	19	19	18	4	1	17	23	3	.260
Winn, Cole	3-1	0.59	17	0	0	0	0	30.2	17	5	2	1	0	14	25	2	.165


Total-All Pitchers	77	4.96		150		8		1319.0	816		182		626		69	
	73				0		29		1345		727		71		1325	.265

\*-Left-handed batter; \*-Left-handed pitcher; #-Switch-hitter; T-Total Statistics



President - Chris Almendarez  
 General Manager - Tim Jackson  
 Manager, PR & Broadcasting - Rylan Kobre  
 Press Box Phone - (512) 238-2261  
 Stadium Dimensions - LF 330, CF 407, RF 325

Manager - Kyle Moore  
 Hitting Coach - Matt Lawson  
 Pitching Coach - Dave Borkowski  
 Development Coach - Chase Lambin  
 Development Coach - Kawika Emsley-Pai  
 Athletic Trainer - Michael Theile



**Kyle Moore**

2025 Record - 77-73, .513 (3rd, East Division)  
 2025 Attendance/Avg. - 354,867 (4,929; 7th in PCL)  
**All-Time Record vs. Express: 49-55 (.471)**  
 Home: 33-23 (.589); Road: 16-32 (.333)

**2026 Schedule** - June 16-21 at Las Vegas  
 July 17-18-19 at Round Rock

<b>2025 - Aviators vs. Express (3-6)</b>				
Date	Score	Winner	Loser	Save
April 22@	L, 2-1	Acker	Walkinshaw	Festa
April 23@	L, 2-1 (7)	Winn	Maldonado	Ahlstrom
April 24@	L, 7-6 (10)	Barlow	Bowden	
April 25@	W, 4-3	Cushing	Serrano	Krook
April 26@	W, 8-2	Floro	Buchanan	
April 27@	W, 9-4	Hoglund	Houser	
July 18	L, 6-5	Plassmeyer	Waldichuk	Kimbrel
July 19	L, 7-3	Acker	Estes	
July 20	L, 6-5 (12)	Barlow	Leal	Kimbrel

### 2026 Baseball America Top Prospects



- |                            |                              |
|----------------------------|------------------------------|
| 1. Sebastian Walcott - SS  | 6. A.J. Russell - RHP        |
| 2. Caden Scarborough - RHP | 7. David Davalillo - RHP     |
| 3. Gavin Fien - SS         | 8. Devin Fitz-Gerald - SS/2B |
| 4. Josh Owens - SS/RHP     | 9. Winston Santos - RHP      |
| 5. Jose Corniell - RHP     | 10. Yolfran Castillo - SS/3B |



# SACRAMENTO

400 Ballpark Drive  
 West Sacramento, CA 95691  
 PH: (916) 376-4722  
[www.rivercats.com](http://www.rivercats.com)  
 X:@RiverCats  
 Affiliation - San Francisco Giants (2015)  
 Stadium - Sutter Health Park (14,014; 2000)



## 2025 STATISTICS

PLAYER	AVG	G	AB	R	H	2B	3B	HR	RBI	BB	SO	SB	CS	OBP	SLG	E
#Alcántara, Sergio	.206	68	218	28	45	10	0	0	14	35	56	2	2	.319	.252	6
Auerbach, Brett	.223	41	121	21	27	5	0	4	14	25	38	2	1	.358	.364	5
Barnes, Austin	.212	10	33	7	7	0	0	0	2	4	6	0	0	.297	.212	1
Basabe, Osleivis	.249	125	430	62	107	24	2	14	56	33	84	7	1	.309	.412	13
Bericoto, Victor	.196	11	46	1	9	1	0	1	4	0	9	0	1	.196	.283	1
*Bishop, Hunter	.252	96	318	46	80	16	6	7	48	27	106	11	4	.316	.406	2
*Cavanaugh, Drew	.184	14	49	4	9	1	0	1	3	4	15	0	0	.245	.265	2
*Croes, Dayson	.349	14	43	8	15	3	1	0	1	2	5	0	0	.417	.465	1
*Eldridge, Bryce	.249	66	253	31	63	13	0	18	63	28	88	1	0	.322	.514	4
Ellis, Drew	.222	52	158	23	35	4	0	10	26	23	48	0	0	.333	.437	6
Encarnacion, Jerar	.274	24	84	11	23	4	0	4	16	11	27	2	1	.378	.464	2
Fitzgerald, Tyler	.246	54	211	34	52	10	0	6	27	17	62	2	0	.321	.379	3
*Gavello, Thomas	.262	51	168	29	44	9	1	9	38	18	64	2	1	.347	.488	10
*Gilbert, Drew	.500	5	14	3	7	1	2	0	2	6	3	2	0	.650	.857	0
Huff, Sam	.189	27	90	10	17	5	1	2	7	12	36	0	0	.282	.333	0
*Johnson, Daniel	.278	48	187	30	52	12	3	9	32	11	32	7	1	.322	.519	2
Knizner, Andrew	.367	8	30	6	11	6	0	0	10	6	7	0	0	.500	.567	0
Koss, Christian	.296	6	27	3	8	2	0	1	5	0	6	0	1	.296	.481	1
*Lamb, Jake	.240	45	150	22	36	11	0	2	20	21	44	0	0	.352	.353	3
Luciano, Marco	.214	125	462	76	99	21	1	23	66	85	170	10	3	.335	.413	6
Mann, Devin	.252	48	163	27	41	11	0	2	23	28	36	1	0	.382	.356	4
Matos, Luis	.293	36	147	25	43	11	0	7	29	8	20	6	0	.327	.510	5
*McCray, Grant	.250	110	444	73	111	19	5	15	71	55	138	27	3	.329	.417	4
*Meckler, Wade	.287	87	338	45	97	21	2	1	32	57	72	11	3	.390	.370	8
Morgan, Zach	.268	14	41	5	11	2	0	1	3	4	9	0	0	.348	.390	1
Porter, Logan	.212	73	231	39	49	6	0	6	29	47	69	2	0	.346	.316	8
Rodriguez, Jesus	.322	39	152	21	49	6	0	2	16	18	17	4	0	.399	.401	4
Schmitt, Casey	.154	5	13	3	2	0	0	0	0	4	2	0	0	.353	.154	1
Stassi, Max	.265	20	68	8	18	5	0	1	18	13	18	1	0	.405	.382	0
Villar, David	.368	15	57	8	21	1	0	1	7	8	13	0	0	.439	.439	1
*Wisely, Brett	.253	80	300	45	76	17	1	7	42	33	66	12	0	.332	.387	6

Total-All Batters	250	5062	1267	25	724	644	1370	22	340	.402	134
-------------------	-----	------	------	----	-----	-----	------	----	-----	------	-----

PITCHER	W-L	ERA	G	GS	CG	SHO	SV	IP	H	R	ER	HR	HB	BB	SO	WP	AVG
*Alexander, Scott	0-0	13.50	7	0	0	0	0	5.1	12	8	8	1	0	2	3	0	.414
Beck, Tristan	3-0	2.59	19	0	0	0	2	31.1	21	11	9	0	1	14	38	2	.194
Birdsong, Hayden	1-3	6.23	10	10	0	0	0	39.0	42	29	27	9	4	30	47	2	.264
Brubaker, JT	1-0	1.64	3	2	0	0	0	11.0	6	2	2	1	0	5	7	0	.162
Black, Mason	3-10	5.81	30	24	0	0	0	119.1	114	83	77	17	7	62	114	2	.250
*Burgos, Raymond	1-2	8.22	17	0	0	0	0	23.0	37	26	21	4	4	8	23	2	.370
Diaz, Miguel	5-1	3.45	50	0	0	0	9	57.1	41	24	22	4	3	32	55	3	.203
*Gage, Matt	2-0	0.00	5	0	0	0	0	5.1	2	1	0	0	0	2	4	0	.118
Garza, Justin	1-2	6.11	19	0	0	0	6	17.2	20	12	12	4	0	6	20	0	.286
Harris, Trent	3-1	5.44	30	0	0	0	0	41.1	43	25	25	5	0	15	40	1	.269
*Harrison, Kyle	1-0	3.46	6	6	0	0	0	26.0	26	13	10	2	2	8	38	1	.252
Hjelle, Sean	6-1	3.06	38	0	0	0	0	67.2	62	26	23	2	5	16	70	5	.240
*Jimenez, Antonio	2-2	3.55	29	3	0	0	1	45.2	35	19	18	4	2	35	56	5	.216
*Lonsway, Seth	2-4	4.29	9	9	0	0	0	42.0	43	23	20	2	3	25	38	2	.281
*Lucchesi, Joey	2-1	3.23	20	0	0	0	0	30.2	22	11	11	4	2	8	31	0	.206
McDonald, Trevor	9-9	5.31	29	24	0	0	0	142.1	144	98	84	22	13	62	144	9	.264
Merdedes, Juan	2-5	9.35	17	6	0	0	0	52.0	64	56	54	17	1	32	49	1	.299
*Miller, Erik	1-1	6.00	4	0	0	0	0	3.0	5	4	2	0	0	2	5	0	.333
Myrick, Tyler	0-0	6.14	7	0	0	0	0	14.2	15	10	10	2	0	10	9	0	.273
*Olivarez, Helcris	0-0	4.00	26	0	0	0	1	27.0	13	15	12	0	11	32	39	8	.153
Peguero, Joel	2-2	5.10	35	0	0	0	0	42.1	45	26	24	4	2	23	46	7	.271
Ragsdale, Carson	5-5	5.37	18	14	0	0	1	65.1	61	45	39	16	2	38	58	4	.245
Roxby, Braxton	2-2	5.91	23	0	0	0	0	32.0	29	25	21	6	3	18	42	2	.244
Seymour, Carson	4-8	3.86	16	15	0	0	0	77.0	64	35	33	7	8	39	90	1	.225
*Small, Ethan	0-0	7.11	7	0	0	0	0	6.1	5	5	5	2	0	5	6	0	.208
Teng, Kai-Wei	3-2	3.63	26	4	0	0	2	57.0	42	25	23	3	5	22	89	0	.197
Tidwell, Blade	0-0	1.50	4	3	0	0	0	18.0	9	4	3	0	0	5	24	0	.145
Waites, Cole	0-0	0.00	4	0	0	0	0	3.2	4	0	0	0	0	2	3	0	.308
Watson, Ryan	4-3	4.26	46	0	0	0	0	50.2	58	28	24	5	1	16	64	2	.278
*Whisenhunt, Carson	9-5	4.43	21	21	0	0	0	107.2	112	55	53	13	1	35	95	12	.273
Winn, Keaton	1-1	8.49	14	3	0	0	0	23.1	34	24	22	4	2	8	22	2	.337
*Zwack, Nick	0-2	9.00	4	4	0	0	0	14.0	21	14	14	7	1	11	8	0	.344

Total-All Pitchers	77	4.96	150	7	31	1324.0	1289	804	730	169	634	74	255
--------------------	----	------	-----	---	----	--------	------	-----	-----	-----	-----	----	-----


-Left-handed batter; \*-Left-handed pitcher; #-Switch-hitter; T-Total Statistics

# RIVER CATS



President/COO - Chip Maxson  
 Coordinator, Communications - Jake Ward  
 Press Box Phone - (916) 376-4851  
 Stadium Dimensions - LF 330, CF 403, RF 325

Manager - Dave Brundage  
 Hitting Coach - P.J. Pilittere  
 Pitching Coach - Alan Quijano  
 Assistant Hitting Coach: Robert Riggins  
 Fundamentals Coach - Jolbert Cabrera  
 Athletic Trainers - Chris Walsh, Brian Reinker



**Dave Brundage**

2025 Record - 77-73, .513 (3rd, West Division)  
 2025 Attendance/Avg. - 302,973 (4,040; 9th in PCL)

## All-Time Record vs. River Cats - 203-227 (.472)

Home: 101-103 (.495); Road: 102-124 (.451)

**2026 Schedule** - April 7-12; June 23-28 at Sacramento  
 August 11-16; September 8-13 at Las Vegas

2025 - Aviators vs. River Cats (9-9)				
Date	Score	Winner	Loser	Save
April 1	W, 14-2	Walkinshaw	Ragsdale	
April 2	W, 6-3	Bowden	Winn	Holman
April 3	L, 4-2 (10)	Garza	Alvarado	
April 4	W, 6-4	Duran	Jimenez	Holman
April 5	L, 2-0	Whisenhunt	Hoglund	Garza
April 6	W, 11-4	J. Lopez	Ragsdale	
July 22@	L, 8-0	Peguero	Morris	
July 23@	L, 3-2	Roxby	Maldonado	
July 24@	L, 4-3	Ragsdale	Waldichuk	Watson
July 25@	W, 7-4	Estes	McDonald	Ferguson
July 26@	L, 5-4	Burgos	Brooks	Watson
July 27@	L, 13-6	Harris	Morris	
Sept. 2@	W, 3-2	Cushing	Lonsway	Maldonado
Sept. 3@	W, 3-2	Waldichuk	Zwack	Rodriguez
Sept. 4@	L, 8-4	Black	Brooks	
Sept. 5@	W, 2-1 (10)	Leal	Watson	Rodriguez
Sept. 6@	W, 12-0	Morris	Birdsong	
Sept. 7@	L, 3-1	Lonsway	Beers	Diaz

## 2026 Baseball America Top Prospects



1. Bryce Eldridge - 1B
2. Josuar Gonzalez - SS
3. Bo Davidson - OF
4. Jhonny Level - SS
5. Jacob Bresnahan - LHP
6. Keyner Martinez - RHP
7. Dakota Jordan - OF
8. Gavin Kilen - SS
9. Trevor Cohen - OF
10. Carson Whisenhunt - LHP



# SALT LAKE



1111 South Ballpark Drive  
 South Jordan, UT 84009 PH: (801) 325-2337  
[www.slbees.com](http://www.slbees.com) X:@SaltLakeBees  
 Affiliation - Los Angeles Angels (2001)  
 Stadium - The Ballpark at  
 America First Square (8,000; 2025)

## 2025 STATISTICS

PLAYER	AVG	G	AB	R	H	2B	3B	HR	RBI	BB	SO	SB	CS	OBP	SLG	E
Biggio, Cavan	.242	31	99	21	24	3	0	1	12	16	37	3	2	.375	.303	0
#Campero, Gustavo	.322	36	143	20	46	10	3	2	18	16	20	11	1	.399	.476	1
Daly, Mitchell	.217	24	83	13	18	3	1	1	13	7	29	2	0	.290	.313	1
Davis, J.D.	.294	50	187	36	55	11	1	10	38	21	56	6	1	.371	.524	2
Drury, Brandon	.233	36	133	19	31	7	1	2	13	18	32	0	1	.338	.346	2
*Flint, Tucker	.224	104	340	63	76	17	2	15	59	47	151	16	1	.324	.418	5
*Gamel, Ben	.282	32	103	19	29	8	1	8	15	22	29	0	1	.417	.612	0
Guzman, Denzer	.262	36	130	26	34	7	0	6	21	21	45	6	0	.366	.454	3
Holland, Korey	.232	44	151	15	35	6	0	3	20	7	60	7	0	.263	.331	0
Humphreys, Zach	.224	63	196	21	44	14	0	2	35	22	48	7	0	.308	.327	4
*Kavadas, Niko	.235	116	434	76	102	16	3	28	84	75	163	1	1	.362	.479	8
Kieboom, Carter	.319	93	370	48	118	17	2	9	57	30	76	11	1	.368	.449	9
Kingery, Scott	.228	59	224	29	51	10	4	7	28	16	61	2	0	.284	.402	7
Lugo, Matthew	.262	102	424	63	111	28	5	13	60	32	136	11	7	.320	.443	1
#Mershon, David	.122	14	49	2	6	2	0	0	0	7	19	1	2	.232	.163	4
Moore, Christian	.292	30	120	22	35	4	2	5	26	14	40	4	1	.370	.483	2
Neto, Zach	.286	13	49	16	14	3	0	4	8	7	13	1	2	.397	.592	1
*Noda, Ryan	.148	38	115	18	17	2	0	4	8	31	53	2	1	.364	.270	1
Paris, Kyren	.225	32	111	24	25	3	3	6	16	20	37	11	1	.360	.468	3
*Rada, Nelson	.323	42	161	33	52	6	3	1	17	30	35	20	6	.433	.416	3
Ramirez, Alexander	.188	5	16	3	3	1	0	0	1	1	10	0	1	.235	.250	1
Rivero, Sebastián	.264	68	231	31	61	9	1	9	45	14	45	1	2	.309	.429	5
Robinson, Chuckie	.272	27	103	11	28	5	2	1	18	5	29	0	0	.315	.388	1
#Sánchez, Yolmer	.246	120	414	61	102	16	3	4	36	67	114	9	3	.357	.329	12
Stevens, Chad	.290	126	458	82	133	23	5	18	78	58	117	20	3	.375	.480	18
Taylor, Chris	.211	5	19	3	4	0	0	0	0	1	6	0	0	.250	.211	0
Teodosio, Bryce	.321	16	53	12	17	3	3	0	5	3	10	7	1	.368	.491	0
Wallach, Chad	.250	39	132	18	33	6	1	6	25	9	34	0	1	.308	.447	3
Total-All Batters	.259		5067		1314		46		758		1510		40		.423	
				811		243		165		617		159		.347		111

PITCHER	W-L	ERA	G	GS	CG	SHO	SV	IP	H	R	ER	HR	HB	BB	SO	WP	AVG
Anderson, Shaun	5-8	6.02	24	23	0	0	0	116.2	146	85	78	15	5	39	88	5	.311
Bachman, Sam	1-1	0.71	24	0	0	0	5	25.1	19	3	2	0	1	16	24	1	.207
Briceno, Endrys	2-1	12.46	28	0	0	0	0	39.0	53	57	54	12	5	36	36	5	.321
Brogdon, Connor	1-2	9.82	17	1	0	0	1	22.0	38	25	24	7	3	11	30	0	.369
Choban, Brady	1-1	2.38	9	0	0	0	0	11.1	8	3	3	0	2	4	8	1	.222
Dana, Caden	6-9	5.93	18	18	0	0	0	82.0	84	60	54	14	3	46	85	8	.265
Darrell-Hicks, Michael	0-2	8.87	17	0	0	0	1	22.1	33	22	22	6	1	8	23	1	.340
*Dashwood, Jack	2-6	7.33	48	2	0	0	1	54.0	77	49	44	10	1	24	56	2	.333
*Eder, Jake	2-7	6.11	13	13	0	0	0	63.1	77	43	43	13	3	16	52	0	.297
Edwards Jr., Carl	0-0	1.54	7	1	0	0	2	11.2	14	6	2	1	1	3	13	0	.292
Eria, Mason	1-3	7.48	10	1	0	0	0	21.2	31	21	18	5	1	13	16	3	.333
Farmer, Brock	1-2	9.00	12	0	0	0	2	12.0	16	13	12	1	1	7	11	0	.333
Felipe, Angel	0-0	8.89	27	2	0	0	0	26.1	32	26	26	2	2	35	38	2	.291
Fermin, José	1-0	1.74	10	0	0	0	2	10.1	9	2	2	1	9	5	15	1	.220
Fulmer, Carson	1-0	1.54	9	0	0	0	0	11.2	13	3	2	0	0	6	12	1	.283
Gaston, Sandy	0-1	13.50	2	0	0	0	0	4.0	6	6	6	2	1	5	3	1	.375
*González Victor	2-0	4.12	35	0	0	0	5	39.1	32	19	18	3	5	33	35	5	.224
Hudson, Dakota	8-7	6.68	28	24	0	0	0	136.0	193	112	101	22	9	51	89	5	.335
Kerry, Brett	8-9	7.75	21	19	0	0	0	108.0	134	94	93	27	5	40	81	3	.306
Kochanowicz, Jack	0-2	5.95	4	4	0	0	0	19.2	18	15	13	3	3	16	16	5	.234
Mederos, Victor	7-5	3.39	16	16	0	0	0	87.2	83	34	33	6	10	34	71	3	.247
Murphy, Luke	0-2	12.24	23	1	0	0	0	28.2	51	40	39	7	2	19	30	2	.375
*Natera Jr., Sammy	0-0	3.86	8	0	0	0	0	9.1	5	9	4	2	0	11	17	1	.147
Norris, Héctor	0-1	4.50	4	0	0	0	2	4.0	3	2	2	1	0	1	8	0	.200
*Peralta, Sammy	6-2	4.33	24	7	0	0	0	70.2	66	39	34	9	4	14	70	2	.250
*Phillips, Dylan	0-1	5.73	5	0	0	0	0	11.0	14	7	7	3	0	1	13	1	.304
*Quijada, Jose	1-2	1.98	13	0	0	0	2	13.2	10	4	3	2	0	8	18	0	.196
Silseth, Chase	3-2	3.23	18	7	0	0	3	39.0	27	16	14	1	3	24	43	2	.196
Southard, Jared	1-0	4.23	27	0	0	0	2	38.1	36	20	18	5	4	14	42	6	.250
Stephenson, Robert	0-0	5.40	5	0	0	0	0	5.0	4	3	3	2	0	1	7	0	.222
Strikland, Hunter	0-1	3.00	3	0	0	0	0	3.0	3	1	1	1	0	1	2	0	.250
Toussaint, Touki	3-3	7.34	24	4	0	0	2	68.2	78	61	56	11	5	52	72	3	.293
*Vasquez, Anderson	0-0	6.23	10	0	0	0	0	13.0	18	10	9	3	0	5	10	0	.321
Yovan, Kenyon	2-3	5.08	32	2	0	0	1	39.0	47	23	22	2	2	20	41	9	.299
Total-All Pitchers	65	6.10	149	4				1303.1	959		201		638		79		
	84		0	32				1516	883		85		1210		290		

\*-Left-handed batter; \*-Left-handed pitcher; #-Switch-hitter; T-Total Statistics

CRO/EVP & General Manager - Ty Wardle  
 Communications Manager - Nate Thompson  
 Press Box Phone: (801) 350-6981  
 Stadium Dimensions - LF 345, CF 420, RF 315

Manager - Doug Davis  
 Hitting Coach - Alonzo Powell  
 Pitching Coaches - Shane Loux, Andy Hawkins  
 Bench Coach - Jack Santora  
 Athletic Trainers - Koki Ikeda, Dan Turner  
 Strength & Conditioning - Jimmy Sanchez




**Doug Davis**

2025 Record - 65-84, .436 (4th, West Division)  
 2025 Attendance/Avg. - 395,534 (5,274; 5th in PCL)  
**All-Time Record vs. Bees - 255-248 (.507)**  
 Home: 149-112 (.571); Road 106-136 (.438)

**2026 Schedule** - March 27-29; April 21-26 at Las Vegas  
 June 30 - July 5 at Salt Lake

2025 - Aviators vs. Bees (11-7)				
Date	Score	Winner	Loser	Save
June 10	W, 19-3	Morales	Kerry	
June 11	W, 8-7	Cushing	Dana	Alvarado
June 12	W, 8-1	Perkins	Toussaint	
June 13	W, 5-3	Cushing	Eder	Maldonado
June 14	W, 9-3	Barnett	Mederos	
June 15	W, 16-5	Morales	Hudson	
August 5@	W, 8-4	Leal	Dana	
August 6@	L, 5-3	Anderson	Estes	Fermin
August 7@	L, 15-12	Quijada	Maldonado	Silseth
August 8@	L, 10-4	Dashwood	Morris	
August 9@	W, 3-2	Barnett	Kerry	Rodriguez
August 10@	L, 6-3	Dana	Waldichuk	Silseth
September 16	W, 4-3	Maldonado	Quijada	
September 17	L, 11-6	Hudson	Brooks	
September 18	L, 8-4	Kerry	Shuster	
September 19	W, 3-2	Rodriguez	Yovan	
September 20	W, 6-4	Otañez	Phillips	Maldonado
September 21	L, 8-4	Anderson	Tur	

### 2026 Baseball America Top Prospects



1. Tyler Bremmer - RHP	6. Joswa Lugo - SS
2. Ryan Johnson - RHP	7. Johnny Slawinski - LHP
3. George Klassen - RHP	8. Trey Gregory-Alford - RHP
4. Nelson Rada - OF	9. Denzer Guzman - SS
5. Gabriel Davalillo - C/3B	10. Dylan Jordan - RHP



# SUGAR LAND



1 Stadium Drive  
 Sugar Land, TX 77498  
 PH: (281) 240-4487  
[www.slspacecowboys.com](http://www.slspacecowboys.com)  
 X:@SLSpaceCowboys  
 Affiliation: Houston Astros (2021)  
 Stadium: Constellation Field (7,500; 2012)

## 2025 STATISTICS

PLAYER	AVG	G	AB	R	H	2B	3B	HR	RBI	BB	SO	SB	CS	OBP	SLG	E
*Barber, Colin	.204	62	191	20	39	9	3	2	18	27	61	3	1	.309	.314	1
Bastidas, Jesús	.263	95	361	59	95	31	2	12	65	35	98	10	1	.353	.460	10
Castro, Luis	.279	66	258	47	72	16	2	11	50	28	69	3	4	.358	.484	6
*Cole, Zach	.353	15	51	9	18	3	1	5	16	10	17	3	1	.459	.745	0
Corona, Kenedy	.220	121	377	50	83	13	3	7	36	46	101	18	5	.308	.326	3
#Davidson, Logan	.207	22	82	12	17	6	0	3	11	9	32	0	1	.290	.390	2
Diaz, Edwin	.214	62	215	35	46	12	0	10	29	27	61	2	0	.312	.409	7
*Guillorme, Luis	.247	62	215	25	53	8	0	2	23	46	49	3	1	.382	.312	2
*Hamilton, Quincy	.157	59	198	21	31	6	1	6	23	25	60	5	2	.254	.288	2
Hudson, Joe	.114	21	70	7	8	1	0	3	10	8	36	0	0	.215	.257	0
#Hummel, Cooper	.292	6	24	8	7	0	0	2	2	7	2	5	0	.333	.708	1
*Hurtubise, Jacob	.207	10	29	7	6	0	1	0	2	6	6	3	0	.395	.276	0
Lavastida, Bryan	.250	24	80	12	20	4	1	1	7	15	22	5	5	.378	.363	0
León, Pedro	.241	22	83	12	20	6	0	3	10	8	21	5	0	.312	.422	0
Matthews, Bryce	.260	112	419	70	109	18	7	17	64	70	139	41	11	.371	.458	6
McCormick, C	.108	10	37	4	4	0	0	2	4	3	12	3	1	.175	.270	0
*Melton, Jacob	.286	35	126	26	36	16	0	6	17	22	30	12	3	.389	.556	0
Meyers, Jake	.222	6	18	3	4	1	0	0	1	5	2	0	0	.391	.278	0
*Narváez, Omar	.258	27	93	12	24	4	0	1	11	20	18	0	0	.402	.333	3
Palma, Miguel	.173	15	52	2	9	5	0	1	6	2	7	0	0	.232	.327	4
Price, Collin	.235	111	392	53	92	18	3	18	60	45	136	5	1	.323	.434	7
#Sacco Jr., Tommy	.220	64	209	20	46	5	1	2	21	29	55	7	0	.318	.282	1
*Salazar, Cesar	.213	47	150	21	32	6	0	5	18	24	32	2	0	.353	.353	2
Short, Zack	.200	112	385	55	77	18	0	15	46	78	120	5	2	.341	.364	10
*Singleton, Jon	.191	59	209	23	40	8	0	6	24	38	66	1	1	.319	.316	2
*Trammell, Taylor	.250	10	36	7	9	4	0	3	7	7	6	0	0	.362	.611	1
Whitcomb, Shay	.267	107	405	68	108	23	0	25	64	52	120	16	2	.360	.509	5
Total-All Batters	.231		4834		1116		27		657		1408		42	.336	.398	91
				698		243		171		689		152				

PITCHER	W-L	ERA	G	GS	CG	SHO	SV	IP	H	R	ER	HR	HB	BB	SO	WP	AVG
Alexander, Jason	5-0	1.69	8	7	0	0	0	42.2	32	11	8	2	4	21	36	0	.209
Bluebaugh, A.J.	5-8	5.27	22	19	0	0	2	99.0	97	64	58	10	3	58	101	9	.252
Bowman, Matt	2-2	3.48	9	1	0	0	0	10.1	8	5	4	1	2	3	11	1	.211
Brown, Aaron	3-10	9.46	20	15	0	0	0	72.1	106	78	76	26	4	38	46	2	.340
Castro, Miguel	3-0	2.29	17	0	0	0	5	19.2	15	6	5	2	0	8	20	0	.211
Contreras, Luis	2-3	3.88	45	0	0	0	7	46.1	36	21	20	3	3	28	42	2	.217
Dubin, Shawn	1-0	1.04	9	0	0	0	0	8.2	4	1	1	0	0	1	14	0	.129
Fleury, Jose	2-1	6.95	13	9	0	0	1	45.1	48	35	35	11	0	26	41	2	.276
France, J.P.	2-1	6.38	7	4	0	0	0	24.0	18	18	17	3	1	20	23	2	.209
Gaither, Ray	1-2	2.73	24	0	0	0	1	26.1	22	11	8	3	2	14	21	1	.229
Garcia, Luis	0-1	2.60	4	4	0	0	0	17.1	16	5	5	2	0	4	20	1	.242
*Gordon, Colton	4-2	3.38	11	11	0	0	0	56.0	59	22	21	8	1	16	56	0	.276
Halligan, Patrick	0-0	11.57	4	0	0	0	0	4.2	6	6	6	1	1	5	2	1	.333
Hernandez, Nick	4-5	2.12	46	0	0	0	11	46.2	25	13	11	5	2	22	63	2	.156
Ivey, Tyler	4-10	5.83	27	25	0	0	0	122.0	134	86	79	18	4	66	102	4	.281
Javier, Cristian	0-0	4.66	3	3	0	0	0	9.2	7	5	5	0	0	10	10	1	.219
Knorr, Michael	2-1	6.51	27	1	0	0	0	27.2	32	23	20	5	2	14	31	1	.286
Kouba, Rhett	4-3	5.06	38	4	0	0	1	80.0	79	47	45	8	6	46	51	5	.263
Leach, Hudson	0-1	12.71	5	0	0	0	0	5.2	9	8	8	1	0	4	8	0	.360
McCullers Jr., Lance	1-0	2.45	3	3	0	0	0	11.0	7	3	3	0	1	4	13	1	.184
Murray, Jayden	1-2	4.64	50	0	0	0	3	64.0	55	34	33	5	9	30	66	3	.239
Ort, Kaleb	0-0	2.84	7	0	0	0	0	6.1	7	3	2	2	1	5	5	0	.269
Pecko, Ethan	1-4	3.09	8	7	0	0	0	35.0	34	15	12	2	0	12	48	1	.248
Robertson, Nick	1-2	4.25	34	0	0	0	3	36.0	25	20	17	3	0	26	38	2	.192
*Rooney, John	1-0	3.18	5	0	0	0	0	5.2	3	3	2	0	2	1	10	2	.158
Santa, Alimber	0-1	6.92	15	0	0	0	0	13.0	11	10	10	0	2	16	19	1	.220
Scott, Taylor	1-3	4.66	20	0	0	0	3	19.1	22	12	10	1	1	10	22	0	.289
*Sousa, Bennett	0-0	0.00	4	0	0	0	0	5.0	2	0	0	0	0	5	0	0	.118
Tamarez, Misael	1-1	9.00	30	0	0	0	0	41.0	47	45	41	6	6	32	32	4	.285
Ullola, Miguel	7-6	3.88	28	23	0	0	1	113.2	75	49	49	7	4	78	131	7	.186
VanWey, Logan	2-1	4.70	23	0	0	0	0	23.0	21	12	12	3	4	26	28	3	.244
*Walter, Brandon	3-1	2.08	11	7	0	0	0	47.2	29	12	11	3	7	7	49	0	.177
Weems, Jordan	4-1	4.03	25	0	0	0	0	29.0	27	14	13	2	1	13	31	2	.248
*Weiman, Blake	2-1	7.94	26	0	0	0	0	28.1	33	25	25	6	2	13	28	0	.287
Whitley, Forrest	3-0	4.76	6	0	0	0	0	5.2	4	3	3	0	0	4	9	0	.190
Total-All Pitchers	73	4.97		149		9		1293.0		768		154		715		62	
			76			0		38		1215		714		80		1270	.248

\*-Left-handed batter; \*-Left-handed pitcher; #-Switch-hitter; T-Total Statistics

General Manager - Tyler Stamm  
 Assistant General Manager - Chris Parsons  
 Broadcaster/Manager, Media Relations - Garrett Greene  
 Press Box Phone - (281) 240-4487  
 Stadium Dimensions - LF 325, CF 405, RF 323

Manager - Mickey Storey  
 Hitting Coach - Drew Saylor  
 Pitching Coach - Sean Buchanan  
 Development Coach - Wladimir Sutil  
 Athletic Trainer - Takeaki Ando  
 Strength Coach - Sam Knox



**Mickey Storey**

2025 Record - 73-76, .490 (4th, East Division)  
 2025 Attendance/Avg. - 270,571 (3,706; 10th in PCL)  
**All-Time Record vs. Space Cowboys: 31-31 (.500)**  
 Home: 13-11 (.542); Road: 18-20 (.474)

**2026 Schedule** - August 25-30 at Las Vegas  
 September 15-20 at Sugar Land

2025 - Aviators vs. Sugar Land (11-7)				
Date	Score	Winner	Loser	Save
April 15	W, 6-5	Holman	Weiman	
April 16	W, 12-4	Barnett	Brown	Bowden
April 17	L, 7-6	Blubaugh	Hoglund	Castro
April 18	W, 5-3	Walkinshaw	Ivey	Holman
April 19	W, 9-3	Estes	Ullola	
April 20	L, 8-4 (11)	Castro	Krook	
May 21@	L, 5-2	VanWey	Tomioka	Contreras
May 22@	W, 16-3	Dodson	Kouba	
May 23@	L, 5-4	J. Alexander	Perdomo	Contreras
May 24@	W, 6-1	Morales	Blubaugh	
May 25@	L, 3-1	Walter	Perkins	Hernandez
June 17@	W, 7-0	Perkins	Dombroski	
June 18@	W, 7-1	Brooks	Blubaugh	
June 19@	W, 4-0	MORRIS	Brown	
June 19@	W, 6-3	Cushing	Kouba	Alvarado
June 20@	W, 4-1	Barnett	Ivey	McGough
June 21@	L, 7-3	Weems	Morales	
June 22@	L, 5-2	J. Alexander	Walkinshaw	Gaither

## 2026 Baseball America Top Prospects



- |                         |                        |
|-------------------------|------------------------|
| 1. Jacob Melton - OF    | 6. A.J. Blubaugh - RHP |
| 2. Xavier Neyens - SS   | 7. Kevin Alvarez - OF  |
| 3. Anderson Brito - RHP | 8. Ethan Pecko - RHP   |
| 4. Ethan Frey - OF      | 9. Walker Janek - C    |
| 5. Brice Matthews - 2B  | 10. Bryce Mayer - RHP  |



# TACOMA



2502 South Tyler St., Tacoma, WA 98405

PH: (253) 752-7707

[www.tacomarainiers.com](http://www.tacomarainiers.com)

X:@RainiersLand

Affiliation - Seattle Mariners (1995)

Stadium - Cheney Stadium

(6,500; 1960/2010\*) \*Renovated

## 2025 STATISTICS

PLAYER	AVG	G	AB	R	H	2B	3B	HR	RBI	BB	SO	SB	CS	OBP	SLG	E
Bliss, Ryan	.385	6	13	0	5	3	0	0	7	4	5	2	3	.500	.615	1
*Canzone, Dominic	.296	45	179	35	53	9	0	13	36	18	42	3	2	.360	.564	1
Davis, Colin	.224	27	76	12	17	2	0	3	8	11	19	5	0	.337	.368	0
*Dunn, Nick	.184	29	98	14	18	2	1	1	11	9	10	1	0	.250	.255	3
*Emerson, Colt	.364	6	22	5	8	2	0	2	9	3	6	1	1	.444	.727	0
Ford, Harry	.283	97	374	68	106	18	0	16	74	74	88	7	4	.408	.460	11
Hunt, Blake	.272	68	239	30	65	15	2	8	35	35	62	1	0	.368	.452	7
*Hurtubise, Jacob	.167	12	24	8	4	0	0	0	3	5	3	3	0	.353	.167	0
*Labrada, Victor	.265	61	189	40	50	12	3	1	25	37	42	14	2	.397	.376	0
Locklear, Tyler	.316	98	373	70	118	25	1	19	82	47	95	18	6	.401	.542	5
López, Jack	.232	108	357	56	83	14	0	9	52	20	111	13	0	.275	.347	16
*Marlowe, Cade	.316	46	152	24	48	12	0	4	22	23	43	12	3	.401	.474	4
*Mastrobuoni, Miles	.296	31	115	22	34	11	0	1	18	25	18	9	2	.415	.417	2
Nottingham, Jacob	.193	17	57	7	11	6	0	0	7	4	25	0	0	.277	.298	1
*Otosaka, Tomo	.261	9	23	3	6	0	0	0	2	0	5	1	1	.261	.261	0
*Packard, Spencer	.278	116	414	61	115	24	1	10	75	64	65	1	0	.391	.413	4
*Raley, Luke	.314	9	35	7	11	1	0	3	9	2	12	0	0	.368	.600	0
#Rivas, Leo	.318	66	223	63	71	8	2	10	46	62	59	24	3	.471	.507	5
Robles, Victor	.310	8	29	4	9	3	0	1	9	0	9	2	1	.375	.517	0
*Shenton, Austin	.217	83	300	50	65	17	0	14	50	45	92	0	0	.324	.413	15
#Taveras, Leody	.280	81	325	62	91	15	3	11	69	41	57	27	1	.358	.446	3
Taylor, Samad	.296	137	558	124	165	27	7	17	86	73	123	44	10	.378	.461	12
*Thomas, Rhylan	.325	134	547	105	178	24	1	7	78	46	32	35	8	.380	.411	2
Williamson, Ben	.314	52	210	35	66	12	2	5	46	25	32	10	1	.392	.462	6
*Young, Cole	.277	54	206	39	57	13	5	5	26	31	28	4	2	.392	.461	7
Total-All Batters	.283		5140		1455		28		885		1084		50		.441	
				944		275		160		704		237		.375		119

PITCHER	W-L	ERA	G	GS	CG	SHO	SV	IP	H	R	ER	HR	HB	BB	SO	WP	AVG
Anderson, Nick	1-0	3.18	6	0	0	0	0	5.2	2	2	2	1	0	4	10	1	.105
Bard, Daniel	1-0	3.18	6	0	0	0	0	5.2	6	2	2	0	0	1	9	0	.261
Brash, Matt	0-0	8.44	6	0	0	0	0	5.1	9	6	5	1	0	2	5	1	.360
Castaño, Blas	8-6	5.19	29	24	0	0	0	126.2	125	76	73	14	13	51	97	3	.263
Castillo, L.F.	0-1	5.02	4	4	0	0	0	14.1	11	8	8	1	1	5	12	1	.208
*Cronin, Matt	2-0	0.69	10	0	0	0	0	13.0	7	1	1	0	0	6	10	0	.159
Danner, Hagen	6-4	5.59	54	0	0	0	0	56.1	64	36	35	9	4	21	54	4	.290
*Diaz, Jhonathan	11-6	4.15	27	26	0	0	0	138.2	159	68	64	18	7	24	116	3	.289
Evans, Logan	1-3	5.32	11	11	0	0	0	44.0	51	27	26	3	3	13	45	1	.287
*Fleming, Josh	5-5	4.91	47	3	0	0	1	84.1	100	53	46	9	4	29	44	2	.294
Fleming, William	3-2	6.31	18	5	0	0	0	41.1	57	35	29	5	3	10	37	1	.324
Fraze, Nick	0-1	6.46	6	6	0	0	0	23.2	26	18	17	4	3	13	23	1	.280
Fujinami, Shintaro	2-1	5.79	21	0	0	0	0	18.2	11	13	12	0	3	26	24	7	.172
Fulmer, Michael	0-0	0.75	12	0	0	0	1	12.0	7	2	1	1	0	5	18	0	.163
*Garcia, Brandyn	1-0	2.16	8	0	0	0	0	8.1	9	3	2	0	0	5	9	1	.273
Gilbert, Logan	0-0	2.79	3	3	0	0	0	9.2	8	3	3	0	2	4	11	1	.222
Gonzalez, Domingo	1-0	5.02	11	0	0	0	0	14.1	12	8	8	3	0	6	9	1	.231
Gott, Trevor	2-3	8.20	22	0	0	0	0	18.2	27	19	17	5	2	8	16	1	.346
Hahn, Jessie	0-2	5.85	35	0	0	0	0	32.1	38	24	21	3	2	16	34	2	.292
Hancock, Emerson	1-2	5.24	11	9	0	0	0	44.2	54	27	26	5	4	15	56	0	.298
*Jacques, Joe	2-0	6.00	29	1	0	0	0	30.0	36	23	20	4	2	15	37	3	.305
Kirby, George	0-0	7.20	3	3	0	0	0	10.0	15	8	8	3	0	2	13	0	.349
*Kitchen, Austin	4-4	3.36	48	1	0	0	1	69.2	69	29	26	5	4	20	53	1	.259
Klein, Will	2-0	7.17	22	0	0	0	3	21.1	23	17	17	2	2	19	32	7	.277
Kowar, Jackson	1-0	2.57	16	0	0	0	2	14.0	9	7	4	0	2	10	15	4	.173
Lao, Sauryn	2-4	3.13	22	19	0	0	1	69.0	61	26	24	5	4	19	73	3	.237
Lawrence, Casey	9-3	5.31	20	19	1	0	0	100.0	113	64	59	16	3	19	54	2	.283
Legumina, Casey	3-0	0.87	10	0	0	0	1	10.1	9	2	1	9	1	5	13	0	.231
Mariot, Michael	4-4	5.74	23	8	0	0	0	69.0	93	47	44	11	5	25	52	2	.325
Medina, Adonis	3-2	5.03	27	0	0	0	0	34.0	37	24	19	1	6	18	26	3	.276
Miller, Bryce	1-0	4.05	3	3	0	0	0	13.1	7	6	6	4	0	3	15	0	.149
*Pomeranz, Drew	0-1	4.66	9	0	0	0	2	9.2	6	6	5	0	2	6	14	1	.176
Pop, Zach	2-1	3.52	9	0	0	0	1	7.2	5	5	3	0	2	4	6	0	.192
Santos, Gregory	0-0	5.40	6	0	0	0	0	5.0	4	3	3	0	0	9	5	1	.235
*Saucedo, Tayler	3-0	2.75	22	0	0	0	1	19.2	16	6	6	3	2	10	24	2	.216
Shaw, Bryan	0-2	3.29	15	0	0	0	1	13.2	12	8	5	0	2	14	11	0	.226
Snider, Collin	0-1	8.06	25	0	0	0	1	25.2	38	25	23	10	3	4	21	0	.345
Taylor, Troy	3-4	6.85	50	0	0	0	7	44.2	46	37	34	7	3	29	54	7	.266
*Tellache, Nico	0-3	9.78	5	4	0	0	0	19.1	33	22	21	5	1	9	23	0	.363
Zuriaga, Guillo	1-0	6.23	4	0	0	0	0	4.1	4	3	3	0	0	4	3	1	.267
Total-All Pitchers	86	5.02		150		6		1324.2		811		160		515		69	
			64		1		33		1442		739		96		1197		.277

\*-Left-handed batter; \*-Left-handed pitcher; #-Switch-hitter; T-Total Statistics

President - Aaron Artman

Director, Media Relations & Baseball Info. - Andy Helwig

Press Box Phone - (253) 752-7707 ext. 352

Stadium Dimensions - LF 325, CF 425, RF 325


Manager - John Russell

Hitting Coach - Seth Mejias-Brean

Pitching Coach - Mike McCarthy

Bench Coach - Eric Farris

Athletic Trainer - Aric Quinney, Amanda Lee



**John Russell**

2025 Record - 86-64, .573 (1st in West Division)

2025 Attendance/Avg. - 430,813 (5,744; 4th in PCL)

**All-Time Record vs. Rainiers - 319-317 (.502)**

Home: 175-147 (.543); Road: 144-170 (.459)

**2026 Schedule** - April 28 - May 3; May 26-31 at Tacoma  
July 7-12; August 4-9 at Las Vegas

2025 - Aviators vs. Rainiers (14-4)				
Date	Score	Winner	Loser	Save
April 29	W, 5-4	Krook	Shaw	
April 30	W, 7-5	Perdomo	Medina	Alvarado
May 1	W, 10-3	Walkinshaw	Mariot	
May 2	W, 5-2	Cushing	Fraze	Alvarado
May 3	W, 8-5	J. Alexander	Castillo	Alvarado
May 4	W, 6-4	J. Lopez	Diaz	Bowden
June 3@	W, 6-2	Barnett	Evans	
June 4@	L, 5-4	Pop	Otañez	
June 5@	W, 2-1	Cushing	Lao	Maldonado
June 6@	W, 10-6	Rodriguez	Pop	
June 7@	L, 9-7	Gott	Floro	Hahn
June 8@	W, 7-4	Alvarado	Taylor	Maldonado
August 12	W, 7-6 (11)	Duran	J. Fleming	
August 13	L, 5-2	Miller	Spence	Lao
August 14	W, 7-6	Cushing	Taylor	Maldonado
August 15	W, 10-9	Núñez	Hahn	
August 16	L, 15-8	W. Fleming	Rodriguez	
August 17	W, 12-7	Estes	Castaño	

## 2026 Baseball America Top Prospects



- Colt Emerson - SS
- Kade Anderson - LHP
- Lazaro Montes - OF
- Ryan Sloan - RHP
- Michael Arroyo - 2B
- Jonny Farnelo - OF
- Jurrangelo Cijntje - SHP
- Luke Stevenson - C
- Felmin Celesten - SS
- Tai Peete - OF



# INTERLEAGUE PLAY OMAHA STORM CHASERS

Werner Park, 12356 Ballpark Way  
Papillion, Nebraska 68046  
PH: (402) 734-2550

[www.omahastormchasers.com](http://www.omahastormchasers.com)

X:@OMASstormChasers

Affiliation - Kansas City Royals (1969)

Stadium - Werner Park (9,023; 2011)



President - Martie Cordaro

Broadcast & Media Relations Manager - Nicholas Badders

Front Office Phone - (402) 734-2550

Stadium Dimensions - LF 310, CF 402, RF 315

Manager - Patrick Osborn

Hitting Coach - Bijan Rademacher

Pitching Coach - Dane Johnson

Asst. Pitching Coach: David Lundquist

Assistant Coach - Tripp Keister

Athletic Trainers - James Stone, Amanda Gallone



Patrick Osborn

2025 Record - 62-86, .419 (T-9th in West Division)

2025 Attendance/Avg. - 275,260 (3,771; 17th in IL)

**All-Time Record vs. Omaha - 51-52 (.495)**

Home: 22-23 (.489); Road 29-29 (.500)

## 2026 Schedule - June 9-14 at Papillion, Nebraska

### 2018 - 51s vs. Storm Chasers (2-1)

Date	Score	Winner	Loser	Save
August 1@	L, 7-4	Boyer	Flexen	Dziedzic
August 2@	W, 6-3	Gagnon	Skoglund	Beck
August 3@	W, 12-11	Krol	Hernandez	Beck

### 2019 - Aviators vs. Storm Chasers (3-1)

Date	Score	Winner	Loser	Save
August 10@	W, 6-5	Puk	Gomez	Wendelken
August 11@	L, 4-3 (10)	Machado	Finnegan	
August 12@	W, 7-6	Lobstein	Zimmer	Romero
August 13@	W, 4-2	Manaea	Skoglund	Dunshee

## 2026 Baseball America Top Prospects



1. Carter Jensen - C
2. Kendry Chourio - RHP
3. David Shields - LHP
4. Blake Mitchell - C
5. Josh Hammond - SS/3B
6. Sean Gamble - 2B/OF
7. Ramon Ramirez - C
8. Drew Beam - RHP
9. Luinder Avila - RHP
10. Yandel Ricardo - SS

# ST. PAUL SAINTS



CHS Field, 360 N Broadway St.

St. Paul, Minnesota 55101

PH: (651) 644-3517

[www.saintsbaseball.com](http://www.saintsbaseball.com)

X:@StPaulSaints

Affiliation - Minnesota Twins (2021)

Stadium - CHS Field (7,210; 2015)



President - Derek Sharrer

VP/Director of Broadcasting & Media Relations - Sean Aronson

Front Office Phone - (651) 644-3517

Stadium Dimensions - LF 330, CF 405, RF 320

Manager - Brian Dinkelman

Hitting Coach - Shawn Schlechter

Hitting & Development Coach: CJ Baker

Pitching Coaches - Carlos Hernandez

Ryan Ricci

Athletic Trainers - Chase Thompson,

Ben Myers



Brian Dinkelman

2025 Record - 62-86, .419 (T-9th in West Division)

2025 Attendance/Avg. - 420,428 (6,183; 11th in IL)

## All-Time Record vs. St. Paul - 0-0

Home: 0-0; Road 0-0

## 2026 Schedule - May 5-10 at Las Vegas

### St. Paul Saints vs. Las Vegas Aviators - First Meeting

### 2026 Baseball America Top Prospects



- |                            |                           |
|----------------------------|---------------------------|
| 1. Walker Jenkins - OF     | 6. Dasan Hill - LHP       |
| 2. Emmanuel Rodriguez - OF | 7. Charlee Soto - RHP     |
| 3. Kaelen Culpepper - SS   | 8. Kendry Rojas - LHP     |
| 4. Connor Prielipp - LHP   | 9. Marek Houston - SS     |
| 5. Eduardo Tait - C        | 10. Gabriel Gonzalez - OF |

### Las Vegas Franchise Facts

Two players in franchise history has recorded "20/20" in home runs and stolen bases in a single season. **Tim Pyznarski** had 23 home runs and 25 stolen bases in 1986 and **Antonio Perez** recorded "20/20" with 22 home runs and 23 stolen bases in 2004.



# 2025 PACIFIC COAST LEAGUE STANDINGS

## PACIFIC COAST LEAGUE STANDINGS

EAST DIVISION	W	L	PCT	GB
OKLAHOMA CITY	84	66	.560	---
EL PASO	81	68	.544	2.5
ROUND ROCK	77	73	.513	7.0
SUGAR LAND	73	76	.490	10.5
ALBUQUERQUE	62	87	.416	21.5
WEST DIVISION	W	L	PCT	GB
TACOMA	86	64	.573	---
<b>LAS VEGAS</b>	<b>83</b>	<b>67</b>	<b>.553</b>	<b>3.0</b>
SACRAMENTO	77	73	.513	9.0
SALT LAKE	65	84	.436	20.5
RENO	63	87	.420	23.0

## INTERNATIONAL LEAGUE STANDINGS

EAST DIVISION	W	L	PCT	GB
JACKSONVILLE	89	61	.593	---
SCRANTON/WB	87	60	.592	0.5
LEHIGH VALLEY	87	61	.588	1.0
DURHAM	85	64	.570	3.5
SYRACUSE	77	73	.513	12.0
WORCESTER	76	73	.510	12.5
CHARLOTTE	65	85	.433	24.0
NORFOLK	63	84	.429	24.5
BUFFALO	61	85	.418	26.0
ROCHESTER	59	88	.401	28.5
WEST DIVISION	W	L	PCT	GB
INDIANAPOLIS	87	62	.584	---
NASHVILLE	85	63	.574	1.5
TOLEDO	84	66	.560	3.5
MEMPHIS	80	68	.541	6.5
IOWA	74	75	.497	13.0
LOUISVILLE	71	79	.473	16.5
COLUMBUS	64	81	.441	21.0
GWINNETT	63	87	.420	24.5
OMAHA	62	86	.419	24.5
ST. PAUL	62	86	.419	24.5

### 2025 PACIFIC COAST LEAGUE ALL-STAR TEAM

- First Base - Tyler Locklear, Tacoma Rainiers
- Second Base - Adael Amador, Albuquerque Isotopes
- Shortstop - Leo Rivas, Tacoma Rainiers
- Third Base - Cody Freeman, Round Rock Express
- Catcher - Luis Campusano, El Paso Chihuahuas
- Outfield - Yonathan Perlaza, El Paso Chihuahuas
- Outfield - Carlos Cortes, Las Vegas Aviators**
- Outfield - Esteury Ruiz, Las Vegas Aviators/Oklahoma City Comets
- Designated Hitter - Ryan Ward, Oklahoma City Comets
- Utility - Jordan Lawlar, Reno Aces
- Starting Pitcher - Jhonathan Díaz, Tacoma Rainiers
- Starting Pitcher - Carson Seymour, Sacramento River Cats
- Starting Pitcher - Carson Whisenhunt, Sacramento River Cats
- Starting Pitcher - Victor Mederos, Salt Lake Bees
- Reliever - Ben Bowden, Las Vegas Aviators**
- Reliever - Nick Hernandez, Sugar Land Space Cowboys
- Manager of the Year - Fran Riordan, Las Vegas Aviators**
- Most Valuable Player - Ryan Ward, Oklahoma City Comets
- Pitcher of the Year - Carson Whisenhunt, Sacramento River Cats
- Top MLB Prospect - Harry Ford, Tacoma Rainiers

# TRIPLE-A STADIUMS



## PACIFIC COAST LEAGUE

Team	Stadium	Opening Year
Salt Lake Bees	The Ballpark at America First Square/8,000	2025
<b>Las Vegas Aviators</b>	<b>Las Vegas Ballpark/8,196</b>	<b>2019</b>
El Paso Chihuahuas	Southwest University Park/8,018	2014
Sugar Land Space Cowboys	Constellation Field/7,500	2012
Reno Aces	Greater Nevada Field/9,154	2009
Albuquerque Isotopes	Rio Grande Credit Union Field at Isotopes Park/13,000	2003
Sacramento River Cats	Sutter Health Park/14,014	2000
Round Rock Express	Dell Diamond/13,500	2000
Oklahoma City Comets	Chickasaw Bricktown Ballpark/9,000	1998
Tacoma Rainiers	Cheney Stadium/6,500 (renovated 2010)	1960



*Las Vegas Ballpark, home of the Las Vegas Aviators, led 2019 Minor League Baseball in attendance with a total of 650,934! In 2023, recorded back-to-back seasons of 500,000+ in attendance!*

## INTERNATIONAL LEAGUE

Team	Stadium	Opening Year
Worcester Red Sox	Polar Park/9,508	2021
Charlotte Knights	Truist Field/10,002	2015
Nashville Sounds	First Horizon Park/10,000	2015
St. Paul Saints	CHS Field/7,140	2015
Omaha Storm Chasers	Werner Park/9,023	2011
Columbus Clippers	Huntington Park/10,100	2009
Gwinnett Stripers	Coolray Field/10,427	2009
Lehigh Valley IronPigs	Coca-Cola Park/10,000	2008
Jacksonville Jumbo Shrimp	VyStar Ballpark/11,000	2003
Toledo Mud Hens	Fifth Third Field/10,300	2002
Louisville Bats	Louisville Slugger Field/13,131	2000
Memphis Redbirds	AutoZone Park/10,000	2000
Syracuse Mets	NBT Bank Stadium/11,671	1997
Rochester Red Wings	Innovative Field/10,840	1997
Indianapolis Indians	Victory Field/14,500	1996
Durham Bulls	Durham Bulls Athletic Park/10,000	1995
Norfolk Tides	Harbor Park/12,067	1993
Iowa Cubs	Principal Park/11,000 (renovated 2006)	1992
Scranton/Wilkes-Barre RailRiders	PNC Field/10,000 (renovated 2013)	1989
Buffalo Bisons	Sahlen Field/18,025	1988



# PACIFIC COAST LEAGUE 1903-2020, 2022 -

## PACIFIC COAST LEAGUE

Learn about the PCL's  
122 years (1903-2020, 2022 -)  
of history on

[www.milb.com](http://www.milb.com)



### ABOUT THE PACIFIC COAST LEAGUE, 122 YEARS (1903-2020, 2022 -).

The PCL's inaugural season was in 1903 when the Los Angeles Angels compiled an amazing 133-78 record (.630) and won their first 15 games of the season, a record that still stood over 100+ seasons later. The PCL featured the Centennial Celebration during the 2003 season. Hall of Famer **Joe DiMaggio** holds the famous PCL record for hitting streak and as a member of the San Francisco Seals, DiMaggio hit in **61** consecutive games from 5/27/1933 through 7/25/1933. The PCL's inaugural 1903 season featured a six-team league (Los Angeles, Oakland, Portland, Sacramento, San Francisco, Seattle). The 1963 season began the format of two divisions (Eastern/Western Division and later changed to the Northern/Southern Division, which began in 1979). The PCL featured 10 teams from 1979-97. The league then expanded from 10 to 16 teams in the 1998 season. The modern-day PCL featured four (four-team) divisions. The Pacific Conference and the American Conference both featured the Northern and Southern Divisions from 1998 through 2020. After a one-year absence (Triple-A West in 2021), the PCL returned in 2022 featuring 10 teams (consisting of two five-team divisions: East and West).

#### PCL CHAMPIONS

- 1986 Las Vegas (defeated Vancouver)
- 1988 Las Vegas (defeated Vancouver)
- 2018 Memphis (defeated Fresno)
- 2019 Sacramento (defeated Round Rock)
- 2022 Reno (defeated El Paso)
- 2023 Oklahoma City (defeated Round Rock)
- 2024 Sugar Land (defeated Reno)
- 2025 Las Vegas (defeated Tacoma)

#### PCL MVPS

- 1983 Kevin McReynolds (L.V.)
- 1986 Tim Pyznarski (L.V.)
- 1988 Sandy Alomar, Jr. (L.V.)
- 1989 Sandy Alomar, Jr. (L.V.)
- 2001 Phil Hiatt (Las Vegas)
- 2009 Randy Ruiz (Las Vegas)
- 2010 J.P. Arencibia (Las Vegas)
- 2022 David Villar (Sacramento)
- 2023 Michael Busch (Oklahoma City)
- 2024 Adrian Del Castillo (Reno)
- 2025 Ryan Ward (Oklahoma City)

#### PCL BATTING CHAMPIONS

- 1985 John Kruk (Las Vegas), .351
- 2006 James Loney (Las Vegas), .380
- 2008 Terry Tiffiee (Las Vegas), .378
- 2010 John Lindsey (Albuquerque), .353
- 2011 David Cooper (Las Vegas), .364
- 2016 T.J. Rivera (Las Vegas), .353
- 2024 Bryson Brigman (Reno), .334
- 2025 Cody Freeman (R. Rock), .336
- 2025 Luis Campusano (El Paso), .336

#### PCL HOME RUN KINGS

- 1983 Sid Bream (Alb.), 32
- Kevin McReynolds (L.V.), 32
- 2001 Phil Hiatt (Las Vegas), 44
- 2022 Matt Davidson (Reno/LV);  
Jason Martin (OKC), 32
- 2023 Trey Cabbage (SLK); Jake Scheiner  
(TAC); Davis Wendzel (RR), 30
- 2024 Ryan Ward (Oklahoma City), 33
- 2025 Ryan Ward (Oklahoma City), 36

# RECORDS



## ALL-TIME REGULAR SEASON HOME AND ROAD RECORDS

YEAR	HOME	ROAD	OVERALL
1983	50-23 (.685)	33-37 (.471)	83-60 (.580)
1984	38-28 (.576)	33-37 (.471)	71-65 (.522)
1985	34-40 (.459)	31-39 (.443)	65-79 (.451)
1986	40-33 (.548)	40-29 (.580)	80-62 (.563)
1987	36-36 (.500)	33-37 (.471)	69-73 (.486)
1988	41-30 (.577)	33-36 (.478)	74-66 (.529)
1989	40-32 (.556)	34-37 (.479)	74-69 (.517)
1990	31-41 (.431)	27-45 (.375)	58-86 (.403)
1991	38-33 (.535)	27-42 (.391)	65-75 (.464)
1992	46-26 (.639)	28-44 (.389)	74-70 (.514)
1993	31-41 (.431)	27-44 (.380)	58-85 (.406)
1994	30-42 (.417)	26-45 (.366)	56-87 (.392)
1995	36-37 (.493)	25-46 (.352)	61-83 (.424)
1996	44-27 (.619)	29-40 (.420)	73-67 (.521)
1997	35-36 (.493)	21-49 (.300)	56-85 (.397)
1998	37-33 (.529)	33-39 (.458)	70-72 (.493)
1999	35-36 (.493)	32-39 (.451)	67-75 (.472)
2000	40-32 (.556)	33-38 (.465)	73-70 (.510)
2001	40-33 (.548)	28-43 (.394)	68-76 (.472)
2002	41-31 (.569)	44-28 (.611)	85-59 (.590)
2003	41-31 (.569)	35-35 (.500)	76-66 (.535)
2004	38-34 (.528)	29-42 (.408)	67-76 (.469)
2005	31-41 (.431)	26-45 (.366)	57-86 (.399)
2006	37-35 (.514)	30-42 (.417)	67-77 (.465)
2007	36-36 (.500)	31-41 (.431)	67-77 (.465)
2008	39-32 (.549)	35-37 (.486)	74-69 (.517)
2009	39-33 (.542)	32-40 (.444)	71-73 (.493)
2010	30-42 (.417)	36-36 (.500)	66-78 (.458)
2011	36-35 (.507)	35-38 (.479)	71-73 (.493)
2012	40-32 (.556)	39-32 (.549)	79-64 (.552)
2013	41-31 (.569)	40-32 (.556)	81-63 (.563)
2014	44-28 (.611)	37-35 (.514)	81-63 (.563)
2015	46-26 (.639)	31-41 (.431)	77-67 (.535)
2016	33-38 (.465)	37-36 (.507)	70-74 (.486)
2017	32-39 (.451)	24-47 (.338)	56-86 (.394)
2018	38-32 (.543)	33-37 (.471)	71-69 (.507)
2019	39-31 (.557)	44-26 (.629)	83-57 (.593)
2020	<i>Minor League Baseball season canceled due to COVID-19 pandemic</i>		
2021	34-31 (.523)	31-30 (.508)	65-61 (.516)
2022	35-40 (.467)	36-39 (.480)	71-79 (.473)
2023	37-38 (.493)	38-36 (.514)	75-74 (.503)
2024	37-38 (.493)	37-37 (.500)	74-75 (.497)
2025	46-29 (.613)	37-38 (.493)	83-67 (.553)
<b>All-Time Record:</b>	<b>1,592-1,422 (.528)</b>	<b>1,370-1,616 (.459)</b>	<b>2,962-3,038 (.494)</b>

### Las Vegas - Standings (Year-by-Year) - Southern Division

1983	2nd (first-half winner)	2005	4th
1984	2nd (first-half winner)	2006	3rd
1985	5th	2007	4th
1986	2nd (second-half winner), <i>PCL Champs</i>	2008	2nd
1987	4th (first-half winner)	2009	T-3rd
1988	2nd (first-half winner), <i>PCL Champs</i>	2010	4th
1989	3rd	2011	2nd
1990	5th	2012	2nd
1991	5th	2013	1st
1992	2nd (first-half winner)	2014	1st (1st place wire-to-wire)
1993	5th	2015	2nd
1994	5th	2016	3rd
1995	5th	2017	4th
1996	1st (second-half winner)	2018	3rd
1997	5th	2019	1st
1998	3rd	2020	<i>MiLB season canceled (COVID-19)</i>
1999	3rd	2021	3rd (West Division)
2000	2nd	2022	3rd (West Division)
2001	3rd	2023	3rd (West Division)
2002	1st	2024	4th (West Division)
2003	2nd	2025	2nd (West Division), <i>PCL Champs</i>
2004	3rd		



# ALL-TIME OPPONENTS

**In 42 Triple-A seasons at Cashman Field (1983-2018) & Las Vegas Ballpark (2019, 2021-25, here is a list of the top (players) opponents:**

Bobby Abreu, Tucson (1995)  
Mike Aldrete, Phoenix (1986)  
Wilson Alvarez, Vancouver (1990)  
Garret Anderson, Vancouver (1993)  
Nolan Arenado, Colo. Springs (2013)  
Tony Armas, Edmonton (1987)  
Rich Aurilia, Phoenix (1995)  
Brad Ausmus, Colo. Springs (1993)  
Trevor Bauer, Reno (2012)  
Jason Bay, Portland (2003)  
Rod Beck, Phoenix (1990)  
Tim Belcher, Tacoma (1987)  
Jay Bell, Colorado Springs (1988)  
Albert Belle, Colorado Springs (1990)  
Mike Benjamin, Phoenix (1990)  
Lance Berkman, New Orleans (2000)  
Damon Berryhill, Edmonton (1998)  
Dante Bichette, Edmonton (1987)  
Mike Bielecki, Hawaii (1984)  
Craig Biggio, Tucson (1988)  
Bud Black, Phoenix (1994)  
Barry Bonds, Hawaii (1986)  
Bret Boone, Calgary (1992)  
Pat Borders, Tacoma (2002)  
Mike Bordick, Tacoma (1989)  
Jeff Brantley, Phoenix (1987)  
Sid Bream, Albuquerque (1983)  
Greg Brock, Albuquerque (1984)  
Scott Brosius, Tacoma (1992)  
Chris Brown, Phoenix (1984)  
Jay Buhner, Calgary (1989)  
Madison Bumgarner, Fresno (2010)  
John Burkett, Phoenix (1988)  
Sean Burroughs, Portland (2001)  
Ken Caminiti, Tucson (1988)  
Tom Candiotti, Vancouver (1984)  
Jose Canseco, Tacoma (1985)  
Corbin Carroll, Reno (2022)  
Andujar Cedeno, Tucson (1991)  
Alex Cintron, Tucson (2001)  
Royce Clayton, Phoenix (1992)  
Vince Coleman, Vancouver (1996)  
Dennis Cook, Albuquerque (1989)  
Ron Coomer, Vancouver (1992)  
Alex Cora, Albuquerque (1999)  
Marty Cordova, Salt Lake (1994)  
Craig Counsell, Colo. Springs (1997)  
Jose Cruz, Jr., Tacoma (1996)  
Nelson Cruz, Nashville (2006)  
Darren Daulton, Portland (1984)  
Chili Davis, Phoenix (1983)  
David Dellucci, Tucson (2000)  
Mike Devereaux, Albuquerque (1988)

Darren Dreifort, Albuquerque (1996)  
Stephen Drew, Tucson (2006)  
Mariano Duncan, Albuquerque (1988)  
Erubiel Durazo, Tucson (1999)  
Jermaine Dye, Sacramento (2003)  
Jim Edmonds, Edmonton (1993)  
Kelvim Escobar, Salt Lake (2005)  
Carl Everett, Edmonton (1993)  
Chone Figgins, Salt Lake (2002)  
Ty France, El Paso (2019)  
Phil Garner, Phoenix (1988)  
Jason Giambi, Tacoma (1994)  
Dan Gladden, Phoenix (1983)  
Tom Goodwin, Albuquerque (1991)  
Khalil Greene, Portland (2003)  
John Halama, New Orleans (1998)  
Rich Harden, Sacramento (2003)  
LaTroy Hawkins, Salt Lake (1994)  
Mike Heath, Tacoma (1992)  
Todd Helton, Colorado Springs (1997)  
Ricky Henderson, Portland (2001)  
Orel Hershiser, Albuquerque (1983)  
Shea Hillenbrand, Tucson (2003)  
Todd Hollandsworth, Albuquerque (1994)  
Torii Hunter, Salt Lake (1998)  
Raul Ibanez, Tacoma (1996)  
Pete Incaviglia, New Orleans (1998)  
Wally Joyner, Edmonton (1985)  
Eric Karros, Albuquerque (1991)  
Howie Kendrick, Salt Lake (2006)  
Adam Kennedy, Memphis (1999)  
Matt Keough, Tucson (1986)  
Darryl Kile, Tucson (1990)  
Byung-Hyun Kim, Tucson (2003)  
Wayne Kirby, Albuquerque (1990)  
John Lackey, Salt Lake (2002)  
Ken Landreaux, Albuquerque (1989)  
Travis Lee, Tucson (1997)  
Mark Leonard, Phoenix (1990)  
Darren Lewis, Phoenix (1991)  
Nelson Liriano, Colo. Springs (1992)  
Paul Lo Duca, Albuquerque (1998)  
Kenny Lofton, Tucson (1991)  
Gavin Lux, Oklahoma City (2019)  
Matt Mantei, Tucson (2003)  
Kirt Manwaring, Phoenix (1988)  
Carmelo Martinez, Calgary (1993)  
Edgar Martinez, Calgary (1987)  
Tino Martinez, Calgary (1990)  
Kazuo Matsui, Colo. Springs (2006)  
Jack McDowell, Vancouver (1989)  
Mark McGwire, Tacoma (1986)  
Mark McLemore, Edmonton (1986)  
Dallas McPherson, Salt Lake (2004)  
Doug Mientkiewicz, Salt Lake (2000)  
Raul Mondesi, Albuquerque (1993)  
Bill Mueller, Phoenix (1995)  
Mark Mulder, Vancouver (1999)

# ALL-TIME OPPONENTS



Terry Mulholland, Phoenix (1986)  
Wil Myers, Omaha (2012)  
Jerry Narron, Calgary (1987)  
Phil Nevin, Tucson (1993)  
Ken Oberkfell, Edmonton (1992)  
Jose Offerman, Albuquerque (1990)  
Donovan Osborne, Portland (2004)  
Lyle Overbay, Tucson (2002)  
Mitchell Page, Hawaii (1984)  
Chan Ho Park, Albuquerque (1995)  
Lance Parrish, Albuquerque (1993)  
Joc Pederson, Albuquerque (2014)  
Gary Pettis, Edmonton (1983)  
Troy Percival, Vancouver (1994)  
Neifi Perez, Colorado Springs (1996)  
Mike Piazza, Albuquerque (1992)  
A.J. Pierzynski, Salt Lake (1998)  
Luis Polonia, Tacoma (1986)  
Mark Portugal, Tucson (1989)  
Buster Posey, Fresno (2010)  
Carlos Quentin, Tucson (2006)  
Cal Raleigh, Tacoma (2021-22)  
Mike Remlinger, Phoenix (1989)  
Harold Reynolds, Salt Lake (1983)  
Alex Rodriguez, Tacoma (1995)  
Ron Roenicke, Tacoma (1986)  
Lenn Sakata, Tacoma (1986)  
Tim Salmon, Edmonton (1992)  
Joe Sambito, Tucson (1988)  
Curt Schilling, Tucson (1991)  
Dick Schofield, Edmonton (1983)  
Daryl Sconiers, Hawaii (1987)  
Corey Seager, Oklahoma City (2015)  
Scott Servais, Tucson (1990)  
J.T. Snow, Vancouver (1993)  
Luis Sojo, Calgary (1994)  
Scott Spiezo, Edmonton (1996)  
Junior Spivey, Tucson (2000)  
Ed Sprague, Oklahoma (2002)  
Matt Stairs, Edmonton (1996)  
Don Stanhouse, Hawaii (1983)  
B.J. Surhoff, Vancouver (1986)  
Bill Swift, Calgary (1987)  
Greg Swindell, Tucson (2003)  
Nick Swisher, Sacramento (2004)  
Danny Tartabull, Salt Lake (1984)  
Chris Taylor, Tacoma (2016)  
Bobby Thigpen, Hawaii (1987)  
Jim Thome, Colorado Springs (1991)  
Salomon Torres, Phoenix (1993)  
Mark Trumbo, Salt Lake (2010)  
Kyle Tucker, Round Rock (2019)  
Jose Uribe, Phoenix (1991)  
Ellis Valentine, Edmonton (1983)  
Omar Visquel, Calgary (1990)  
Todd Walker, Salt Lake (1996)  
U.L. Washington, Vancouver (1987)  
Jered Weaver, Salt Lake (2006)


Walt Weiss, Tacoma (1987)  
John Wetteland, Albuquerque (1991)  
Devon White, Edmonton (1986)  
Matt Williams, Phoenix (1988)  
Trevor Wilson, Phoenix (1989)  
Tony Womack, Calgary (1996)  
Todd Worrell, Albuquerque (1993)  
Mike Yastrzemski, Sacramento (2019)  
Gerald Young, Tucson (1992)  
Carlos Zambrano, Iowa (2001)



**Corey Seager**  
*Oklahoma City  
Dodgers (2015)*



**Chris Taylor**  
*Tacoma Rainiers (2016)*



**Matt Williams**  
*Phoenix Firebirds (1988)*



# FORMER LV PLAYERS/ COACHES IN MLB/2025

## Former Las Vegas Stars/51s/Aviators Players & Coaches in Major League Baseball in 2025:

### **Total Number of Players: 99**

CJ Alexander (Athletics)  
Jason Alexander (Athletics, Houston)  
Scott Alexander (Colorado, San Francisco)  
Nick Allen (Atlanta)  
Pete Alonso (New York Mets)  
Elvis Alvarado (Athletics)  
Drew Avans (Athletics, Milwaukee)  
Mason Barnett (Athletics)  
Brady Basso (Athletics)  
Osvaldo Bido (Athletics)  
Paul Blackburn (New York Mets, New York Yankees)  
JJ Bleday (Athletics)  
Ben Bowden (Athletics)  
Matt Bowman (Baltimore)  
Joe Boyle (Tampa Bay)  
Jonah Bride (Miami, Minnesota)  
Seth Brown (Athletics)  
Lawrence Butler (Athletics)  
Daz Cameron (Milwaukee)  
Jesse Chavez (Atlanta)  
Denzel Clarke (Athletics)  
Michael Conforto (Los Angeles Dodgers)  
Carlos Cortes (Athletics)  
Nabil Crismatt (Arizona)  
Logan Davidson (Athletics, Los Angeles Angels)  
Travis d'Arnaud (Los Angeles Angels)  
Jacob deGrom (Texas)  
Carlos Duran (Athletics)  
Joey Estes (Athletics)  
Tyler Ferguson (Athletics)  
Kyle Finnegan (Washington, Detroit)  
Chris Flexen (Chicago Cubs)  
Wilmer Flores (San Francisco)  
Matt Gage (Detroit, San Francisco)  
Zack Gelof (Athletics)  
J.T. Ginn (Athletics)  
Tristan Gray (Tampa Bay)  
Luis Guillorme (Houston)  
Brett Harris (Athletics)  
Hogan Harris (Athletics)  
Jonah Heim (Texas)  
Darell Hernaiz (Athletics)  
Gunnar Hoglund (Athletics)  
Grant Holman (Athletics)  
Grant Holmes (Atlanta)  
Janson Junk (Miami)  
Buddy Kennedy (L.A. Dodgers, Philadelphia, Toronto)  
Will Klein (Los Angeles Dodgers)  
Jared Koenig (Milwaukee)  
Matt Krook (Athletics)  
Nick Kurtz (Athletics)  
Shea Langeliers (Athletics)  
Sam Long (Kansas City)  
Jacob Lopez (Athletics)  
Easton Lucas (Toronto)  
Seth Lugo (Kansas City)  
Jesús Luzardo (Philadelphia)  
Vimael Machin (Baltimore)  
Willie MacIver (Athletics)  
Anthony Maldonado (Athletics)  
Nick Martini (Colorado)  
Jorge Mateo (Baltimore)

# FORMER LV PLAYERS/ COACHES IN MLB/2025



Steven Matz (St. Louis, Boston)  
Scott McGough (Arizona, Athletics)  
Jeff McNeil (New York Mets)  
Mason Miller (Athletics, San Diego)  
Sam Moll (Cincinnati)  
Rafael Montero (Houston, Atlanta, Detroit)  
Luis Morales (Athletics)  
Max Muncy (Athletics)  
Sean Murphy (Atlanta)  
Tomás Nido (Detroit)  
Brandon Nimmo (New York Mets)  
Ryan Noda (Baltimore, Chicago White Sox)  
Eduarniel Núñez (San Diego, Athletics)  
Michel Otañez (Athletics)  
Chad Patrick (Milwaukee)  
Angel Perdomo (Athletics)  
Jhonny Pereda (Athletics, Minnesota)  
Jack Perkins (Athletics)  
Yohel Pozo (St. Louis)  
A.J. Puk (Arizona)  
Pablo Reyes (New York Yankees)  
Amed Rosario (Washington, New York Yankees)  
Max Schuemann (Athletics)  
Tayler Scott (Houston, Arizona)  
J.P. Sears (Athletics, San Diego)  
Paul Sewald (Cleveland, Detroit)  
Dominic Smith (San Francisco)  
Tyler Soderstrom (Athletics)  
Mitch Spence (Athletics)  
Justin Sterner (Athletics)  
Cal Stevenson (Philadelphia)  
Freddy Tarnok (Miami)  
Colby Thomas (Athletics)  
Tyler Wade (San Diego)  
Jordan Weems (Houston)  
Zack Wheeler (Philadelphia)  
Jacob Wilson (Athletics)

## FORMER MANAGERS, COACHES, PLAYERS IN MAJOR LEAGUE BASEBALL: MANAGERS (1)

Bruce Bochy (Texas Rangers): Las Vegas player (1983-84; '88) - hit the first home run in Las Vegas Stars history on 4/10/83 at Cashman Field

## COACHES (27)

Brandon Allen (St. Louis Cardinals, Assistant Hitting Coach): Las Vegas player (2014-15)  
Sandy Alomar, Jr. (Cleveland Guardians, First Base Coach & Catching Coach): Las Vegas player (1988-89)  
Cody Asche (Baltimore Orioles, Offensive Strategy Coach): Las Vegas player (2018)  
Ricky Bones (Washington Nationals, Bullpen Coach): Las Vegas player (1990-91, 2002)  
Tarrk Brock (Pittsburgh Pirates, First Base Coach): Las Vegas player (2003)  
Darren Bush (Athletics, Bench Coach & Director of Hitting): Las Vegas player (2000)  
Joey Cora (Detroit Tigers, Third Base Coach): Las Vegas player (1987-90)  
Collin Cowgill (Cincinnati Reds, First Base Coach): Las Vegas player (2013)  
Danny Farquhar (Seattle Mariners, ML Pitching Strategist & Assistant Pitching Coach): Las Vegas player (2011)  
Ricky Gutierrez (Washington Nationals, Third Base Coach): Las Vegas player (1992-93)  
Tim Hyers (Atlanta, Hitting Coach): Las Vegas player (1994)  
Jason Lane (Milwaukee Brewers, Third Base Coach): Las Vegas player (2009-11)  
John Lannan (Toronto Blue Jays, ML Mental Performance Coach): Las Vegas player (2014)  
George Lombard (Detroit Tigers, Bench Coach): Las Vegas player (2008)  
Mike Maddux (Texas Rangers, Pitching Coach): Las Vegas player (1997)  
Eric Martins (Athletics, Third Base Coach): Las Vegas hitting coach (2019)  
Mike McCoy (San Diego Padres, Assistant Hitting Coach): Las Vegas player (2010-12)  
Brad Mills (Cincinnati Reds, Bench Coach): Las Vegas Manager (2002)  
Chad Mottola (Tampa Bay Rays, Hitting Coach): Las Vegas Hitting Coach (2010-12)  
Jayson Nix (Los Angeles Angels, Assistant Coach): Las Vegas player (2011)  
Alex Pelaez (Cincinnati Reds, Assistant Hitting Coach): Las Vegas player (1999-2000)  
Victor Rodriguez (San Diego Padres, Hitting Coach): Las Vegas player (1985)  
Mark Strittmatter (Chicago Cubs, Major League Field Coordinator): Las Vegas Player (2000)  
Chris Truby (Pittsburgh Pirates, Coach): Las Vegas player (2006)  
Ramon Vazquez (Boston Red Sox, Bench Coach): Las Vegas player (2011)  
Pete Walker (Toronto Blue Jays, Pitching Coach): Las Vegas player (1996)  
Chris Woodward (Los Angeles Dodgers, First Base Coach): Las Vegas player (2011-12)



# LAS VEGAS BALLPARK SCOREBOARD

## LAS VEGAS BALLPARK SCOREBOARD

Las Vegas Ballpark features the largest LED Video Display in Minor League Baseball from Daktronics (NASDAQ-DAKT) of Brookings, South Dakota. Daktronics designed, manufactured and installed, along with HUNT/PENTA, the one-of-a-kind LED video display, featuring a unique angle to match the contour of the outfield wall.

At 3,930 square feet, the outfield display is the largest Daktronics has installed in baseball's minor leagues and is top 25 in size for baseball in North America. It features a 13HD pixel layout and measures approximately 31 feet high by 126 feet wide. The display is capable of variable content zoning, allowing it to show one large image or be divided into multiple zones to show any combination of dynamic content. From live video and instant replays to statistics and animations, the display will keep fans entertained at every event.

Daktronics LED video and messaging display technology incorporates state-of-the-art environmental protection features for a long-life span of consistent high-quality performance and low power consumption, providing value and excitement for years to come.



## Las Vegas Franchise Facts

### OWNERSHIP:

Howard Hughes Holdings Inc. developer and former owner of the Las Vegas Aviators®, was committed (in 2018) to building a top-tier stadium that is a first-class venue for both the team and the community. In addition to being home to the Las Vegas Aviators, Las Vegas Ballpark will host other civic, community and sporting events holding a total capacity of 8,196. As the second major sports facility in Downtown Summerlin, the ballpark established the community's urban core as a vibrant sports and entertainment hub.

**SEAPORT ENTERTAINMENT GROUP COMPLETES SEPARATION FROM HOWARD HUGHES HOLDINGS NEW YORK, NY (AUGUST 1, 2024)** – Seaport Entertainment Group Inc. (NYSE American: SEG) (the "Seaport Entertainment Group" or "Company"), a newly formed company positioned at the intersection of entertainment and real estate, announced that it has completed its previously announced separation (the "Separation") from its predecessor Howard Hughes Holdings Inc. (NYSE: HHH) ("Howard Hughes") and is now an independent, standalone publicly traded company. The Company began its common stock trading (August 1) on the NYSE American LLC under the ticker symbol SEG.

Seaport Entertainment Group's portfolio is anchored by the historic Seaport neighborhood in Lower Manhattan, which includes 478,000 square feet of primarily retail, restaurant and entertainment offerings, the 3,500-person concert venue on The Rooftop at Pier 17, a mixed-use development site at 250 Water Street, and the Tin Building by Jean-Georges, an immersive culinary marketplace. The Company's portfolio also includes Las Vegas Ballpark in downtown Summerlin, NV; the Las Vegas Aviators, the Triple-A Minor League Baseball Affiliate of the Athletics; a 25% ownership interest in Jean-Georges Restaurants; and an interest in and to 80% of the air rights above the Fashion Show mall in Las Vegas.

# REYES DE PLATA/ALL-TIME TRIPLE-A CHAMPIONS



## LAS VEGAS REYES DE PLATA (SILVER KINGS) 2017-25

**NEW YORK, NY. March 28, 2024** — Minor League Baseball™ (MiLB™) announced the continued long-term commitment to, and the expansion of, the celebration of its U.S. Latino fans and communities through participation in the **Copa de la Diversión® (Fun Cup™)** campaign and event series.



In 2025, 92 on-field Hispanic identities that teams took on were represented. 77 percent of Minor League teams now participate in Copa. In 2024, 98 on-field Hispanic identities were represented.

In 2023, each of the 95 participating MiLB teams (79% participating) transformed its on-field brand to a culturally relevant Latino persona, representing an extension of the team's and community's identity. **Copa de la Diversión** established an innovative new platform authentically connecting MiLB teams with their diverse communities, embracing the culture and values that resonate most with U.S. Latinos nationwide.

MiLB (on July 24, 2017) launched *Es Divertido Ser Un Fan* ("It's Fun to Be a Fan"), a new multi-cultural fan engagement platform aimed at specifically connecting with Hispanic/Latino baseball fans in the then-160 markets throughout the U.S. and Canada. The program debuted in August 2017 in select MiLB markets, including **Las Vegas**, Charlotte, North Carolina; Kane County, Illinois; and Visalia, California. National expansion was then implemented in the 2018 season!

The Aviators have transformed to the **Las Vegas Reyes de Plata ("Silver Kings")** for eight seasons (2017-19, 2021-25). The Reyes de Plata will take the field celebrating the city and state's pioneering history at the forefront of the precious metal mining business that continues to define the Silver State today.

<u>LAS VEGAS ALL-TIME PLAYOFF RECAP</u>	
1983 - Albuquerque Dukes defeated Las Vegas 3-to-2	2002 - Edmonton Trappers defeated Las Vegas 51s 3-games-to-1
1984 - Hawaii Islanders defeated Las Vegas Stars 3-to-0	2013 - Salt Lake Bees defeated Las Vegas 51s 3-games-to-1
1986 - Las Vegas Stars defeated Phoenix Firebirds 3-to-0	2014 - Reno Aces defeated Las Vegas 51s 3-games-to-1
- <b>PCL Championship Series</b> - Las Vegas defeated Vancouver Canadians 3-games-to-2	2019 - Sacramento River Cats defeated Las Vegas Aviators 3-games-to-2
1987 - Albuquerque Dukes defeated Las Vegas 3-to-0	2025 - Las Vegas Aviators defeated Tacoma Rainiers 2-games-to-0 in the LCS (PCL Champions)
1988 - Las Vegas defeated Albuquerque 3-games-to-0	2025 - <b>Triple-A National Championship Game:</b> Jacksonville (IL) 8, Las Vegas (PCL) 7
- <b>PCL Championship Series</b> - Las Vegas defeated Vancouver Canadians 3-games-to-1	
1992 - Colorado Springs Sky Sox defeated Las Vegas 3-games-to-2	
1996 - Phoenix Firebirds defeated Las Vegas 3-to-0	
	<b>Las Vegas all-time PCL playoff record: 23-33 (.411)</b>

## **All-Time Triple-A Champions**

1983: Tidewater (IL)	2012: Reno (PCL)
1988: Indianapolis (IL)	2013: Omaha (PCL)
1989: Indianapolis (IL)	2014: Omaha (PCL)
1990: Omaha (AA)	2015: Fresno (PCL)
1991: Denver (AA)	2016: Scranton/Wilkes-Barre (IL)
1998: New Orleans (PCL)*-@L.V.	2017: Durham (IL)
1999: Vancouver (PCL)* - @L.V.	2018: Memphis (PCL)
2000: Indianapolis (IL)* - @L.V.	2019: Sacramento (PCL)
2006: Tucson (PCL)	2020: MiLB season canceled/COVID-19 pandemic
2007: Sacramento (PCL)	2021: Durham (AAA East, best overall record, 86-44, .662)
2008: Sacramento (PCL)	2022: Durham (IL)
2009: Durham (IL)	2023: Norfolk (IL)
2010: Columbus (IL)	2024: Sugar Land (PCL)
2011: Columbus (IL)	2025: Jacksonville (IL)



# LAS VEGAS STARS HALL OF FAME

## 1983 LAS VEGAS STARS INDUCTION IN SOUTHERN NEVADA SPORTS HALL OF FAME



The 1983 Las Vegas Stars professional baseball team was inducted into the Southern Nevada Sports Hall of Fame on June 8, 2007 at The Orleans Arena.

The 1983 inaugural Pacific Coast League season was a memorable one in the city of Las Vegas. Triple-A baseball was born on April 10, 1983, before a sellout crowd of 10,622 at Cashman Field. The Stars, in their brown, gold and burnt orange uniforms, defeated Salt Lake City, 11-8.

Las Vegas, under manager **Harry Dunlop**, posted a regular season record of 83-60 (.580), the team's best mark which stood for 19 seasons until the 2002 51s broke the all-time record of 85-59 (.590). The Stars were the Triple-A affiliate of the San Diego Padres for 18 seasons (1983-2000).

The team featured outfielder **Kevin McReynolds**, one of the greatest players in franchise history. He was named the league MVP and appeared in 113 games and batted .377 with 46 doubles, 32 home runs, 116 RBI and 328 total bases (team record). McReynolds enjoyed a 12-year Major League career with San Diego (1983-86), New York Mets (1987-91, 1994) and Kansas City (1992-93).

More importantly, the franchise established a solid fan base and became a very popular sports entity in the Silver State. The Stars averaged 4,878 fans for a total of 365,848 and promotion nights were a big hit with fans of all ages! Las Vegas advanced to the PCL Playoffs and lost to rival Albuquerque Dukes in the first round, 3-games-to-2. The 1983 Stars helped propel the franchise to many years of success and have provided the best in fun, family-oriented entertainment for the citizens of Southern Nevada since 1983.



**September 3, 2018: First baseman Pete Alonso hit the final pitch in the history of Cashman Field for Las Vegas Triple-A professional baseball and delivered a walk-off, two-run homer as the 51s defeated Sacramento, 4-3, in the season finale. Alonso was named the 2019 National League Rookie of the Year for the New York Mets and was the first rookie to lead MLB in home runs (53).**

*Photo by Jerome Hamilton*

# ALL-TIME PCL BATTING CHAMPS & MVP'S




## LAS VEGAS ALL-TIME PCL BATTING CHAMPIONS



**John Kruk**  
1985: .351



**James Loney**  
2006: .380



**Terry Tiffie**  
2008: .378



**David Cooper**  
2011: .364




**T.J. Rivera**  
2016: .353


## LAS VEGAS ALL-TIME PCL MVP'S

Six Las Vegas players in franchise history (42 years, 1983-2025) have earned Pacific Coast League Most Valuable Player honors. Catcher **Sandy Alomar Jr.** is the only player in franchise history to capture back-to-back MVP awards.

Las Vegas had the distinction of back-to-back PCL MVP's in 2009 and 2010.



**Kevin McReynolds**  
1983: .377, 32 HR, 116 RBI



**Tim Pyznarski**  
1986: .326, 23 HR, 119 RBI



**Sandy Alomar Jr.**  
1988: .297, 16 HR, 71 RBI  
1989: .306, 13 HR, 101 RBI



**Phil Hiatt**  
2001: .330, 44 HR, 99 RBI



**Randy Ruiz**  
2009: .320, 25 HR, 106 RBI



**J.P. Arencibia**  
2010: .301, 32 HR, 85 RBI



# THE ATHLETICS ORGANIZATION



Lawrence Butler



Nick Kurtz



Shea Langeliers



Jacob Wilson

## 2026 Baseball America Top Prospects



- |                           |                            |
|---------------------------|----------------------------|
| 1. Leodalis De Vries - SS | 6. Henry Bolte - OF        |
| 2. Jamie Arnold - LHP     | 7. Edgar Montero - SS      |
| 3. Gage Jump - LHP        | 8. Josh Kuroda-Grauer - SS |
| 4. Wei-En Lin - LHP       | 9. Devin Taylor - OF       |
| 5. Braden Nett - RHP      | 10. Tommy White - 3B/1B    |

## Las Vegas Franchise Facts

In 2019 season, **FOUR** Aviators players hit a franchise record 20 or more home runs: Seth Brown (37), Mark Payton (30), Sheldon Neuse (27), Dustin Fowler (25)...in 2018, three players hit 20 or more home runs: Zach Borenstein (25), Pete Alonso (21), Patrick Kivlehan (20).

# ATHLETICS



Sutter Health Park, 400 Ballpark Drive  
West Sacramento, California 95691

[www.athletics.com](http://www.athletics.com) Twitter: @Athletics

Ballpark - (14,014; 2000); Dimensions - LF 330, CF 403, RF 325

Owner/Managing Partner - John Fisher

President - Marc Badain

Senior Advisor to the Managing Partner - Billy Beane

General Manager - David Forst

Assistant GM/Dir. of Player Personnel - Billy Owens

Director of Player Development - Ed Sprague

Director, Baseball Communications - Mark Ling

Manager - Mark Kotsay

Bench Coach, Dir./Hitting - Darren Bush

Hitting Coaches - Mike Aldrete/Chris Cron

Pitching Coach - Scott Emerson

First Base Coach - Ryan Christenson

Third Base Coach - Bobby Crosby

Quality Control Coach - Marcus Jensen

Head Athletic Trainer - Jeff Collins

2025 Record - 76-86, .469 (4th in A.L. West)



## 2025 STATISTICS

PLAYER	AVG	G	AB	R	H	2B	3B	HR	RBI	BB	SO	SB	CS	OBP	SLG	E
Andujar, Miguel	.298	60	218	22	65	10	1	6	27	11	30	1	0	.329	.436	1
*Bleday, JJ	.212	98	307	48	65	17	0	14	39	36	91	1	2	.294	.404	4
*Brown, Seth	.185	38	65	6	12	2	0	1	3	9	23	1	0	.303	.262	0
*Butler, Lawrence	.234	152	569	83	133	30	2	21	63	59	179	22	7	.306	.404	2
Clarke, Denzel	.230	47	148	18	34	8	2	3	8	6	61	6	0	.274	.372	3
*Cortes, Carlos	.309	42	94	11	29	8	1	4	14	3	20	0	0	.323	.543	1
#Davidson, Logan	.150	9	20	1	3	1	0	0	2	3	12	0	0	.261	.200	1
Gelof, Zack	.174	30	92	12	16	3	0	2	7	7	46	1	2	.230	.272	1
Harris, Brett	.274	32	73	11	20	5	0	0	5	7	21	1	0	.349	.342	1
Hernandez, Darelle	.231	51	173	17	40	5	1	2	16	17	24	3	4	.292	.306	4
*Kurtz, Nick	.290	117	420	90	122	26	2	36	86	63	151	2	1	.383	.619	10
Langellers, Shea	.277	123	481	73	133	32	0	31	72	36	103	7	1	.325	.536	8
MacIver, Willie	.186	33	102	7	19	5	0	3	9	7	27	3	0	.252	.324	3
Muncy, Max	.214	63	206	17	44	7	0	9	23	10	68	1	1	.259	.379	10
Pereda, Jhonny	.175	19	40	3	7	2	0	0	3	6	13	0	0	.283	.225	1
Rooker, Brent	.262	162	626	92	164	40	3	30	89	65	155	6	1	.335	.479	1
Schuemann, Max	.197	101	183	20	36	4	2	2	13	22	35	7	1	.295	.273	4
*Soderstrom, Tyler	.276	158	561	75	155	34	1	25	93	55	141	8	3	.346	.474	5
Thomas, Colby	.225	49	120	20	27	5	0	6	19	7	49	2	1	.267	.417	0
Urias, Luis	.230	96	287	27	66	7	0	8	25	31	45	2	1	.315	.338	5
Urshela, Gio	.238	59	181	10	43	14	1	0	20	13	40	0	1	.287	.326	3
Wilson, Jacob	.311	125	486	62	151	26	0	13	63	27	39	5	2	.355	.444	8
Wynns, Austin	.222	22	63	7	14	5	0	3	10	2	20	0	0	.242	.444	1

Athletics 253 162 5547 733 296 16 219 709 502 1406 80 318 431 88

PITCHER	W-L	ERA	G	GS	CG	SHO	SV	IP	H	R	ER	HR	HB	BB	SO	WP	AVG
Alvarado, Elvis	1-1	3.19	37	0	0	0	0	42.1	34	17	15	6	2	22	50	2	.214
Barnett, Mason	1-1	6.85	5	5	0	0	0	22.1	26	18	17	3	1	11	18	2	.286
*Basso, Brady	1-1	2.31	11	1	0	0	0	11.2	12	4	3	0	0	9	8	0	.255
Bido, Osvaldo	2-5	5.87	26	10	0	0	1	79.2	93	56	52	19	6	35	68	0	.297
*Bowden, Ben	0-0	4.22	11	0	0	0	0	10.2	9	6	5	2	0	5	7	0	.225
Ferguson, Tyler	4-2	4.66	56	0	0	0	2	58.0	43	32	30	4	4	34	54	1	.214
Ginn, J.T.	4-7	5.08	23	16	0	0	0	90.1	92	52	51	17	6	31	99	1	.260
*Harris, Hogan	2-1	3.20	48	0	0	0	4	64.2	54	26	23	5	1	33	65	1	.226
Hoglund, Gunnar	1-3	6.40	6	6	0	0	0	32.1	38	23	23	10	0	11	23	1	.299
Holman, Grant	4-2	5.09	22	2	0	0	0	23.0	26	14	13	3	1	9	17	1	.280
Kelley, Michael	4-4	3.18	42	0	0	0	2	39.2	32	17	14	5	1	19	29	1	.224
*Lopez, Jacob	7-7	4.08	21	17	0	0	0	92.2	81	47	42	15	8	37	113	0	.230
*McFarland, T.J.	0-0	6.89	27	0	0	0	0	15.2	26	12	12	2	1	3	7	1	.377
Miller, Mason	1-2	3.76	38	0	0	0	20	38.1	21	17	16	4	1	18	59	3	.163
Morales, Luis	4-3	3.14	10	9	0	0	0	48.2	38	17	7	8	1	18	43	2	.212
Murdock, Noah	1-1	13.24	14	0	0	0	0	17.0	26	25	25	0	2	20	21	0	.347
*Newcomb, Sean	2-1	1.75	36	0	0	0	2	51.1	39	12	10	2	3	14	50	0	.214
Perkins, Jack	3-2	4.19	12	4	0	0	3	38.2	27	18	18	4	2	18	37	3	.193
*Sears, JP	7-9	4.95	22	22	0	0	0	111.0	112	63	61	23	5	29	97	1	.258
Severino, Luis	8-11	4.54	29	29	0	0	0	162.2	162	93	82	16	50	124	3	.257	
Spence, Mitch	3-6	5.10	32	8	0	0	1	84.2	96	57	48	16	4	26	66	1	.281
*Springs, Jeffrey	11-11	4.11	32	30	0	0	0	171.0	153	90	78	28	3	54	138	0	.236
Stern, Justin	4-3	3.18	59	1	0	0	0	65.0	47	24	23	10	7	21	70	1	.201

Athletics 76-86 4.70 162 11 1437.2 817 222 570 29

0 35 1387 750 80 1323 .252

\*-Left-handed batter; \*-Left-handed pitcher; #-Switch-hitter; T-Total Statistics



# MIDLAND ROCKHOUNDS

5514 Champions Drive, Midland, TX 79706

PH: (432) 520-2255 FAX: (432) 520-8326

[www.midlandrockhounds.org](http://www.midlandrockhounds.org)

Double-A Central

Ballpark - Security Bank Ballpark (6,669; 2002)

**President - Monty Hoppel**  
**General Manager - Shelly Haenggi**



**Manager - Gregorio Petit**  
**Hitting Coach - Juan Dilone**  
**Pitching Coach - Javy Guerra**  
**Asst. Hitting Coach - Beau Taylor**  
**Athletic Trainer - Noah Huff, Audyanna Merrick**

**2025 Record - 66-72, .478 (3rd place; South Division)**

## 2025 STATISTICS

PLAYER	AVG	G	AB	R	H	2B	3B	HR	RBI	BB	SO	SB	CS	OBP	SLG	E
Aldrete, Carter	.216	58	204	26	44	10	1	5	28	15	54	0	2	.266	.348	1
Angeles, Eurbiel	.288	86	320	43	92	21	0	5	47	32	39	13	4	.359	.400	6
Boile, Henry	.278	80	295	43	82	14	4	7	42	41	95	31	2	.378	.424	4
Buelvas, Braylan	.194	70	242	29	47	13	0	5	26	22	86	6	1	.271	.310	2
#Conn, Cole	.224	48	156	17	35	6	2	0	12	17	45	4	2	.315	.288	8
#De Vries, Leo	.281	21	89	17	25	7	1	5	16	10	20	2	1	.359	.551	1
*Dickey, Jared	.309	33	123	14	38	7	0	0	21	18	21	1	1	.390	.366	1
*Elliott, Clark	.259	75	259	41	67	13	3	8	32	48	67	9	1	.386	.425	2
Franco, Carlos	.104	12	48	4	5	0	0	0	4	1	8	0	0	.122	.104	0
*Gomez, Mario	.200	8	15	2	3	1	1	0	3	1	5	0	0	.333	.400	0
*Halter, Colby	.280	89	321	54	90	19	6	5	47	50	102	22	3	.381	.424	14
Kuroda-Grauer, Joshua	.301	41	163	25	49	9	0	2	21	14	12	1	0	.372	.393	3
Lin, Lyle	.183	32	93	7	17	2	0	0	9	11	15	1	1	.284	.204	2
*Mann, Luke	.197	111	391	54	77	19	2	11	66	52	139	8	1	.299	.340	11
*McGuire, Shane	.265	57	200	26	53	8	0	4	26	36	47	2	1	.388	.365	6
Milone, Brennan	.246	88	338	57	83	18	0	12	49	51	89	5	2	.349	.405	5
Nankil, Nate	.243	36	152	24	37	7	1	0	12	11	32	3	2	.307	.303	0
Perez, Junior	.201	95	339	50	68	15	5	14	53	57	116	16	3	.318	.398	1
Rodriguez, CJ	.071	10	28	3	2	0	0	0	2	7	8	0	0	.270	.071	0
*Schofield-Sam, T.J.	.210	16	62	1	13	0	0	0	3	4	13	2	0	.258	.210	1
Swift, Drew	.205	80	249	34	51	8	2	0	21	33	71	15	2	.301	.253	6
*Trenkle, Caeden	.199	60	176	25	35	3	2	1	18	18	66	3	3	.274	.256	1
#Valenzuela, Sahid	.262	42	145	19	38	4	1	1	12	9	25	1	2	.327	.324	0
White, Tommy	.311	27	106	11	33	5	0	1	15	7	17	0	1	.354	.387	5

Total-All Batters	.241	4558	638	210	89	594	571	1204	35	.360	96
-------------------	------	------	-----	-----	----	-----	-----	------	----	------	----

PITCHER	W-L	ERA	G	GS	CG	SHO	SV	IP	H	R	ER	HR	HB	BB	SO	WP	AVG
Baez, Henry	1-1	5.84	3	3	0	0	0	12.1	13	9	8	1	1	4	11	2	.260
*Barrera, Diego	2-2	4.67	31	1	0	0	0	44.1	42	24	23	3	3	15	43	4	.258
Baum, Tyler	1-1	3.80	21	0	0	0	1	21.1	20	9	9	2	0	7	25	4	.244
Beers, Blake	1-2	2.70	7	7	0	0	0	30.0	23	13	9	2	1	12	24	0	.213
Calderon, Yorlin	3-2	4.66	30	1	0	0	1	36.2	33	20	19	4	3	21	28	3	.237
Dallas, Micah	7-1	3.99	41	1	0	0	0	49.2	50	22	22	3	1	16	45	2	.265
Emanuel, Stevie	8-1	2.70	46	0	0	0	0	53.1	44	20	16	0	2	37	67	5	.221
*Gonzalez, James	4-4	4.27	17	17	0	0	0	78.0	81	45	37	6	2	35	83	9	.273
Guante, Wander	1-1	5.40	10	0	0	0	0	15.0	11	9	9	2	2	7	13	2	.200
*Johnson, Colton	2-2	2.98	50	0	0	0	0	48.1	49	19	16	3	4	27	33	3	.265
*Johnston, Will	2-6	3.62	34	6	0	0	5	59.2	43	27	24	3	1	29	81	8	.203
*Jump, Gage	5-6	3.64	20	19	0	0	0	81.2	69	41	33	6	3	29	86	8	.224
*Leal, David	0-0	1.84	13	0	0	0	0	14.2	10	3	3	1	3	6	16	0	.185
Morales, Luis	3-1	2.98	8	8	0	0	0	42.1	28	15	14	3	0	15	53	5	.187
Morris, Kade	2-3	2.79	9	9	0	0	0	51.2	42	22	16	2	7	11	48	1	.221
Myers, Mitch	1-1	1.99	17	2	0	0	2	22.2	18	5	5	2	0	3	19	0	.225
Nett, Braden	1-3	4.60	7	7	0	0	0	31.1	36	16	16	3	3	14	30	0	.293
*Pelham, CD	3-4	3.43	41	0	0	0	0	39.1	36	20	15	3	4	15	47	4	.247
Peluse, Colin	4-1	2.64	47	0	0	0	0	58.0	52	20	17	3	2	12	54	2	.239
Robinson, Kylr	1-6	5.29	11	10	0	0	0	51.0	56	31	30	4	1	31	37	5	.286
*Robles, Domingo	0-4	4.78	10	2	0	0	0	32.0	30	17	17	3	2	7	25	2	.246
Rodriguez, Gustavo	0-0	0.00	7	0	0	0	3	6.1	4	0	0	0	1	1	11	0	.167
Sanchez, Edgar	0-0	3.12	18	0	0	0	4	17.1	13	8	6	0	1	10	27	5	.194
Santos, Pedro	2-0	5.28	32	0	0	0	1	29.0	26	19	17	1	1	36	33	4	.241
Tomioaka, Shohei	2-3	3.64	37	0	0	0	11	42.0	34	22	17	1	1	22	40	3	.225
Tur, Junior	3-5	2.93	16	14	0	0	0	67.2	47	24	22	4	5	34	74	5	.197
Zhuang, Chen Zhong-Ao	6-11	4.08	28	26	0	0	0	145.2	151	79	66	22	2	35	145	1	.262

Total-All Pitchers	66	3.76	138	14	28	1207.2	1095	580	91	504	87	241
--------------------	----	------	-----	----	----	--------	------	-----	----	-----	----	-----

**110** \*Left-handed batter; \*Left-handed pitcher; #Switch-hitter

# LANSING LUGNUTS



**505 E. Michigan Avenue, Lansing, MI 48912**  
**PH: (517) 485-4500 FAX: (517) 485-4518**  
[www.lansinglugnuts.com](http://www.lansinglugnuts.com)  
**Single-A Central (High)**  
**Ballpark - Cooley Law School Stadium (11,000; 1996)**

**Executive Chairman - Pat Battle**  
**General Manager - Zack Clark**

**Manager - Javier Godard**  
**Hitting Coach - Luis Baez**  
**Hitting Coach - Ron Witmeyer**  
**Pitching Coach - Levi Kelly**



**Athletic Trainers - Emily Matlock, Rakhoon Sung**

**2025 Record - 62-70, .470 (4th place, East Division)**

## 2025 STATISTICS

PLAYER	AVG	G	AB	R	H	2B	3B	HR	RBI	BB	SO	SB	CS	OBP	SLG	E	
*Butler, Jonny	.221	25	68	6	15	6	1	1	3	15	15	2	0	.361	.382	1	
Camarillo, Ali	.260	15	50	4	13	1	0	0	2	6	6	3	2	.339	.280	0	
#Conn, Cole	.258	28	97	20	25	8	0	4	20	18	28	1	2	.387	.464	0	
*De Vries, Leo	.268	15	56	9	15	2	3	2	12	4	15	1	0	.338	.518	1	
Diaz, Davis	.218	60	211	25	46	7	0	2	17	28	38	2	1	.310	.280	6	
*Dickey, Jared	.253	88	308	49	78	17	3	6	43	56	51	7	3	.363	.386	4	
*Elliott, Clark	.236	42	127	24	30	7	2	4	21	33	30	7	0	.413	.417	1	
*Gomez, Mario	.250	15	52	6	13	3	1	2	11	4	8	0	0	.316	.462	0	
#Gouldsmith, Gunner	.211	18	57	8	12	3	0	0	1	9	12	2	2	.328	.263	2	
*Green Jr, Rodney	.158	83	303	39	48	14	2	7	28	48	118	11	5	.279	.287	4	
Kuroda-Grauer, Josh	.293	80	334	38	98	21	1	0	26	26	37	26	6	.353	.362	12	
Lasko, Ryan	.241	72	257	44	62	8	1	5	35	41	73	12	5	.359	.339	3	
*Leary, Cameron	.275	33	109	14	30	4	1	1	14	16	32	12	3	.374	.358	1	
*Montero, Dariyn	.193	33	114	12	22	4	0	2	14	8	43	4	0	.273	.281	2	
Nankil, Nate	.294	88	316	47	93	19	2	3	44	38	53	7	1	.382	.396	2	
#Newton, Ben	.239	32	117	12	28	4	1	0	5	7	41	1	1	.283	.291	6	
#Pacheco, Carlos	.089	18	45	5	4	0	0	0	4	10	13	3	0	.259	.089	0	
Pineda, Pedro	.255	28	102	8	26	3	2	1	9	8	37	3	1	.306	.353	1	
*Pittaro, C.J.	.176	26	85	5	15	0	1	0	2	5	23	1	0	.222	.200	0	
Rijo, Elvis	.081	14	37	2	3	2	0	0	2	5	16	0	0	.190	.135	2	
Rodriguez, CJ	.189	37	122	9	23	5	0	1	11	16	28	0	0	.291	.254	3	
*Schofield-Sam, T.J.	.281	102	384	59	108	21	5	5	52	24	94	2	1	.367	.401	5	
Schwartz, Nick	.255	28	94	12	24	3	1	1	10	7	30	1	0	.307	.340	2	
#Valenzuela, Sahid	.228	50	167	20	38	5	0	2	15	18	27	5	2	.306	.293	6	
White, Tommy	.260	66	254	38	66	18	0	11	36	22	37	3	0	.326	.461	13	
Yamauchi, Casey	.276	119	435	38	120	21	3	1	55	22	36	13	7	.328	.345	15	
Total-All Batters	.245		4309		1055		30		493		946		42		.349		108
				553		206		61		494		129		334			

PITCHER	W-L	ERA	G	GS	CG	SHO	SV	IP	H	R	ER	HR	HB	BB	SO	WP	AVG
Adamiak, Mark	4-1	2.94	44	0	0	0	21	49.0	49	21	16	3	2	13	41	3	.271
Avant, Corey	6-6	3.65	29	21	0	0	0	106.0	93	46	43	3	4	48	101	12	.239
Breault, Hunter	2-3	5.36	39	0	0	0	1	45.1	55	33	27	5	2	20	21	2	.296
Christianson, Jake	3-1	4.67	39	0	0	0	0	52.0	53	31	27	5	4	22	41	7	.261
Dettmer, Nathan	1-4	7.28	6	6	0	0	0	29.2	42	25	24	5	1	14	20	0	.339
Echavarria, Steven	3-7	4.59	26	25	0	0	0	104.0	106	57	53	8	6	42	88	8	.268
Garland, Jake	4-4	4.19	20	12	0	0	0	77.1	84	39	36	7	2	22	55	4	.287
Gomez, Henry	3-3	6.21	37	0	0	0	4	37.2	39	29	26	3	4	19	30	5	.264
Guante, Wander	2-3	3.65	32	0	0	0	2	37.0	31	17	15	3	1	12	37	2	.225
Huggins, Kenya	0-1	4.30	6	6	0	0	0	14.2	15	7	7	2	0	6	15	1	.263
*Irvin, Garrett	0-1	17.18	4	0	0	0	0	3.2	8	7	7	0	0	4	7	1	.421
Judkins, Grant	8-9	4.73	24	24	1	0	0	123.2	123	75	65	20	1	42	103	5	.254
*Jump, Gage	4-1	2.32	6	5	1	1	0	31.0	21	9	8	1	2	5	45	2	.186
*Lin, Wei-En	3-1	3.26	11	1	0	0	0	30.1	17	11	11	3	0	12	40	3	.163
*Magdic, Ryan	0-3	4.63	7	3	0	0	0	23.1	26	14	12	4	3	4	22	0	.286
*Mahoney, Jack	3-3	5.29	20	0	0	0	0	34.0	38	25	20	1	4	21	34	4	.286
#Pfenning, Jake	0-0	6.83	24	0	0	0	0	29.0	41	23	22	4	0	14	24	5	.323
Pontes, Blaze	3-2	1.79	42	0	0	0	2	50.1	42	17	10	0	3	22	38	6	.222
Reisinger, Tom	4-2	6.27	32	0	0	0	0	47.1	53	47	33	7	5	33	31	10	.279
Robinson, Kyle	5-6	3.99	14	10	0	0	0	70.0	72	34	31	6	0	22	50	6	.268
Rodriguez, Gustavo	0-0	0.00	6	0	0	0	1	6.0	1	0	0	0	0	1	5	0	.053
Sanchez, Yehizon	2-0	4.14	39	0	0	0	0	41.1	31	24	19	3	2	22	37	10	.208
Sha, Tzu-Chen	1-6	5.62	12	10	0	0	1	49.2	51	34	31	7	9	21	28	1	.267
Tur, Yunior	1-3	2.98	9	9	0	0	0	45.1	40	21	15	2	3	20	43	4	.234
Total-All Pitchers	62	4.40		132		8		1138.2		646		102		461		101	
		70			2		32		1132		557		58		956		.259

\*Left-handed batter; \*Left-handed pitcher; #Switch-hitter; T-Total Statistics



# STOCKTON PORTS

404 West Fremont Street, Stockton, CA 95203  
 PH: (209) 644-1900 FAX: (209) 644-1931  
[www.stocktonports.com](http://www.stocktonports.com)  
 Single-A West (Low)  
 Ballpark - Banner Island Ballpark (5,200; 2005)

**President - Pat Filippone**  
**General Manager - Jordan Feneck**

**Manager - Darryl Kennedy**  
**Hitting Coach - Cooper Goldby**  
**Hitting Coach - Jose Ortiz**  
**Pitching Coach - Jim Gott**  
**Athletic Trainer - Harry Wu**



**2025 Record - 57-75, .432 (4th Place/North Division)**

## 2025 STATISTICS

PLAYER	AVG	G	AB	R	H	2B	3B	HR	RBI	BB	SO	SB	CS	OBP	SLG	E
Andrade, Bryan	.233	41	129	18	30	4	0	1	21	21	28	1	0	.344	.287	6
Arendt, Bryan	.136	18	59	6	8	1	0	1	1	8	20	0	0	.271	.203	1
*Blandford, Bobby	.248	28	105	21	26	4	1	5	20	19	38	1	2	.377	.448	0
Boser, Bobby	.202	32	114	18	23	3	1	2	15	22	42	1	1	.368	.298	7
Brooks, Michael	.208	23	77	15	16	3	0	0	6	23	18	1	2	.382	.247	3
Camarillo, Ali	.254	80	311	36	79	15	1	1	34	32	62	15	3	.329	.318	13
Diaz, Davis	.250	42	152	24	38	10	3	0	21	29	28	6	3	.384	.355	6
*Durrington, Max	.225	49	173	21	39	4	0	2	15	19	33	6	1	.308	.283	8
Fernandez, Jesus	.181	20	72	4	13	2	0	0	6	3	11	1	1	.224	.208	4
#Fien, Dylan	.234	73	295	35	69	11	2	3	38	27	70	0	0	.315	.315	6
Franco, Carlos	.242	61	231	20	56	11	1	3	38	15	43	1	0	.292	.338	5
*Franco, Cesar	.105	28	86	16	9	3	1	0	12	22	38	0	0	.289	.163	2
Freitez, Luis	.193	55	187	23	36	7	1	2	15	27	56	2	1	.307	.273	1
Gonzalez, Cesar	.179	12	39	7	7	2	0	0	3	5	12	0	0	.261	.231	1
#Gouldsmith, Gunner	.159	40	132	23	21	6	0	0	11	19	35	5	0	.268	.205	8
*Green Jr., Rodney	.275	36	131	24	36	7	2	6	29	16	31	5	0	.362	.496	1
*Leary, Cameron	.266	93	349	66	93	27	2	9	52	66	98	44	5	.386	.433	1
Naylor, Myles	.185	81	287	51	53	12	1	7	37	53	137	10	2	.319	.307	17
#Ortiz, German	.216	34	111	14	24	4	0	0	9	13	35	0	0	.298	.252	4
Pacheco, Carlos	.174	39	115	14	20	2	1	1	13	21	41	11	1	.326	.235	1
Pineda, Pedro	.253	53	190	35	48	5	2	10	37	27	65	2	1	.356	.458	1
*Pittaro, C.J.	.246	92	350	46	86	16	4	1	36	52	85	6	3	.358	.323	5
Rodriguez, Joseph	.150	6	20	4	3	0	0	0	1	1	9	0	0	.190	.150	0
Sprague-Lott, Jared	.216	74	255	40	55	11	0	6	34	65	57	10	2	.383	.329	19
Superlano, Jesus	.245	18	53	9	13	5	0	0	2	3	14	1	0	.286	.340	3
#Takayoshi, Thomas	.221	39	131	7	29	1	0	1	7	10	50	0	0	.287	.252	1
*Taylor, Devin	.264	28	106	25	28	5	0	6	18	21	37	2	1	.388	.481	1
Turley, Gavin	.243	27	107	15	26	8	0	4	20	14	34	0	0	.336	.430	2
Total-All Batters	.225		4381		986		23		554		1232		29	.328		155
				640		189		72		655		131		.335		

PITCHER	W-L	ERA	G	GS	CG	SHO	SV	IP	H	R	ER	HR	HB	BB	SO	WP	AVG
Alvarado, Wilfred	0-2	3.79	22	0	0	0	1	40.1	40	21	17	3	3	19	37	6	.270
Anderson, Luke	0-1	16.88	5	0	0	0	0	2.2	3	6	5	0	0	5	3	0	.273
*Barrera, Diego	0-0	0.00	5	0	0	0	1	5.2	1	0	0	0	0	2	3	0	.056
Castro, Felix	1-3	4.19	37	1	0	0	2	53.2	53	35	25	3	9	38	63	19	.249
Conover, Drew	0-2	6.89	7	0	0	0	0	15.2	21	15	12	1	2	11	18	3	.323
Dettmer, Nathan	5-5	5.42	19	14	0	0	0	79.2	100	54	48	5	3	31	68	5	.308
Dicochea, Jose	5-10	4.86	25	13	0	0	1	90.2	98	59	49	11	6	39	95	9	.274
Dill, Jay	1-0	3.52	6	0	0	0	1	7.2	5	6	3	0	0	5	12	2	.179
Dutton, Samuel	0-0	3.52	5	3	0	0	0	7.2	7	3	3	1	0	2	13	0	.241
Fernandez, Richard	1-0	4.97	9	0	0	0	0	12.2	9	8	7	0	2	11	8	1	.214
Ferrer, Andinson	1-1	7.16	16	0	0	0	0	16.1	14	14	13	1	1	15	24	3	.222
Hammond, Blake	1-3	7.85	28	3	0	0	0	47.0	61	43	41	5	3	30	63	16	.311
Hernandez, Camilo	1-0	3.18	3	0	0	0	0	5.2	5	4	2	0	0	6	6	2	.250
*Huge, Riley	2-4	5.24	43	0	0	0	7	55.0	40	35	32	5	5	37	77	4	.205
Jean, Jefferson	3-9	5.59	24	20	0	0	1	87.0	78	57	54	6	21	60	94	16	.241
*Kim, Griffin	2-0	1.13	6	0	0	0	0	8.0	6	1	1	0	0	4	12	0	.200
Layton, Aidan	1-2	8.24	28	2	0	0	0	59.0	81	59	54	11	5	17	50	6	.321
*Lin, Wei-En	1-4	3.96	13	10	0	0	0	50.0	49	27	22	5	2	6	69	6	.253
*Magdic, Ryan	5-3	2.96	18	13	0	0	0	73.0	67	27	24	3	3	19	77	4	.241
Manzano, Alejandro	6-5	3.38	41	0	0	0	6	66.2	62	35	25	6	3	24	60	5	.244
Miller, Cole	1-2	1.56	11	9	0	0	0	40.1	33	14	7	1	2	8	36	2	.221
*Novotny, Tucker	4-5	3.82	30	9	0	0	1	77.2	58	42	33	5	5	37	97	8	.201
*Restituyo, Braylan	3-3	5.43	40	1	0	0	0	58.0	59	41	35	6	6	26	72	6	.254
Sha, Tzu-Chen	3-3	2.70	12	7	0	0	1	50.0	43	19	15	1	4	9	59	5	.231
Stuhr, Sam	5-8	6.59	25	16	0	0	0	95.2	111	75	70	10	10	47	92	10	.294
Troconis, Donny	5-0	1.24	11	9	0	0	0	50.2	24	9	7	0	1	17	39	2	.136
Total-All Pitchers	57	4.70		132		6		1164.1		713		91		528		146	
		75		0		22		1137		608		97		1256		.254	

\*-Left-handed batter; \*-Left-handed pitcher; #-Switch-hitter

# ARIZONA ATHLETICS



160 E. Athletics Way, Mesa, AZ 85201  
PH: (480) 387-5800 FAX: (480) 387-5830  
Arizona Complex League (Rookie-level)  
Ballpark - Lew Wolff Training Complex at Fitch Park (10,000)\*  
*\*renovated, 2013*

**Manager - Gunnar Buhner**

**Hitting Coaches - Mike Benjamin  
Ruben Escalera**

**Pitching Coach - John Foster**

**Bullpen Coach - Rick Rodriguez**

**Coaches - Adam Rosales, Craig Conklin**

**Athletic Trainer: Logan Lutz, Yen-Po Wang**

**Sport Performance Coach:**

**Eduardo Valle Rivera**

**2025 Record: 25-35, .417 (4th, East Division)**



**The A's Elephant:** After helping form the American League in 1901, New York Giants manager John McGraw dismissed the A's with contempt by calling them "The White Elephants," implying Connie Mack should not be allowed to spend money without supervision. Mack defiantly adopted the White Elephant as the team insignia in 1902, the Athletics won their first American League Pennant.

The White Elephant remained the team's mascot and later that decade, made its first appearance on the A's team sweaters. In 1918, the Elephant saw its first game action when Mack had the pachyderm symbol (in blue with a white "A" inside) placed on the left sleeve of every player.

By 1920, Mack had fully adopted the Elephant as the team's symbol. The traditional "A" on front of the team's jersey was replaced by a blue elephant logo. After a few poor seasons, Mack decided change was in order. So, in 1924, the blue elephant was replaced by the traditional white elephant on the team's jersey and the A's played better ball for the next few years.

In 1928, Mack decided the elephant had worn out its brief welcome on the A's jersey fronts and replaced the logo with the familiar "A" on the uniform. The A's went on to win two World Championships and an AL crown in the next three years, although the resurgence was probably due more to the additions of Foxx, Simmons, Grove and Cochrane than the elephant's absence.

That was the last year for the elephant on the A's uniform until 1955, when the A's, now in Kansas City, added the patch to their uniform sleeves. However, when Charlie Finley purchased the team in the early 1960's, the elephant was once again sent packing and replaced by, of all animals, a mule. Prior to the 1988 season, the A's brought back a new, more aggressive A's Elephant. In 1995, the traditional A's elephant was reincorporated into many of the team's promotional items and publications and is now a prominent feature on the A's uniform.

## 2022 TRIPLE-A TRIPLE CHAMPIONSHIP WEEKEND

Las Vegas Ballpark hosted the inaugural Triple-A Triple Championship Weekend from Friday-Sunday, September 30 - October 2, 2022. It featured the new postseason format that included three, winner-take-all games that crowned the 2022 champions.

**Friday, September 30: Pacific Coast League Championship:**

Reno Aces 6, El Paso Chihuahuas 2; A - 6,542

**Saturday, October 1: International League Championship:**

Durham Bulls 13, Nashville Sounds 0; A - 5,280

**Sunday, October 2: Triple-A National Championship on MLB Network:**

Durham Bulls 10, Reno Aces 6; A - 6,497

## 2023 TRIPLE-A NATIONAL CHAMPIONSHIP GAME ON MLB NETWORK

Saturday, September 30 at Las Vegas Ballpark:

Norfolk Tides 7, Oklahoma City Dodgers 6; A - 8,556 (sellout)

## 2024 TRIPLE-A NATIONAL CHAMPIONSHIP GAME ON MLB NETWORK

Saturday, September 28 at Las Vegas Ballpark:

Sugar Land Space Cowboys 13, Omaha Storm Chasers 6; A - 8,007

## 2025 TRIPLE-A NATIONAL CHAMPIONSHIP GAME ON MLB NETWORK

Saturday, September 27 at Las Vegas Ballpark:

Jacksonville Jumbo Shrimp 8, Las Vegas Aviators 7; A - 10,129 (sellout)

## **LAST TIME THE OPPONENT . . .**

6 Hits: Kaleb Cowart (6-for-6), Salt Lake on June 22, 2017 at Las Vegas  
5 Hits: Ryan Ward (5-for-5), Oklahoma City on May 29, 2025 at Las Vegas  
4 Doubles: Juan Ciriaco, Fresno on June 6, 2014 at Las Vegas  
3 Home Runs: Ryan Ward, Oklahoma City on May 29, 2025 at Las Vegas  
8 RBI: Trey Cabbage, Sugar Land on May 29, 2024 at Las Vegas  
7 RBI: Sam Huff, Round Rock on July 2, 2023 at Las Vegas  
6 RBI: Adael Amador, Albuquerque on August 22, 2025 at Albuquerque.

**Inside-The-Park HR:** James Outman, Oklahoma City, August 18, 2024 at LV

**Grand Slam:** Kyren Paris, Salt Lake on September 21, 2025 at Las Vegas

**Hit For The Cycle:** Jason Vosler, El Paso on July 25, 2019 at Las Vegas

# ALL-TIME BROADCASTERS LIST

## Las Vegas Franchise All-Time Play-by-Play Broadcasters List:

Bob Blum (selected seasons, 1985-2005, 2008-11)

Dick Calvert (1983), P.A. Announcer, UNLV sports (52 total years)

Colin Cowherd (1987-88), The Herd (Fox Sports), *currently*

Joe Hawk (1983)

Ken Korach (1989-95), Athletics, *currently*

**Russ Langer (2000 - present)**, UNLV football (2012-23), New Mexico State men's b-ball (2025-

**Matt Neverett (2021 - present)**, UNLV football, men's basketball, baseball (2023 -

Tim Neverett (1996-2003, 2005-06), Los Angeles Dodgers, *currently*

Paul Olden (1984-87), P.A. Announcer, N.Y. Yankees, *currently*

Jerry Reuss (1994-95, 2005-19)

Jon Sandler (1993-99), UNLV Basketball (2010-23)

Dom Valentino (1983-85, 1987-89)

Rich Waltz (1990-92), CBS Sports Network: College Football & Basketball, *currently*



**Bob Blum**



**Dick Calvert**



**Colin Cowherd**



**Joe Hawk**



**Ken Korach**



**Russ Langer**



**Tim Neverett**



**Paul Olden**



**Jerry Reuss**




**Jon Sandler**



**Dom Valentino**



**Rich Waltz**



**Matt Neverett & Tim Neverett**

# AVIATORS WEBSITE, AVIATOR, SPRUCE



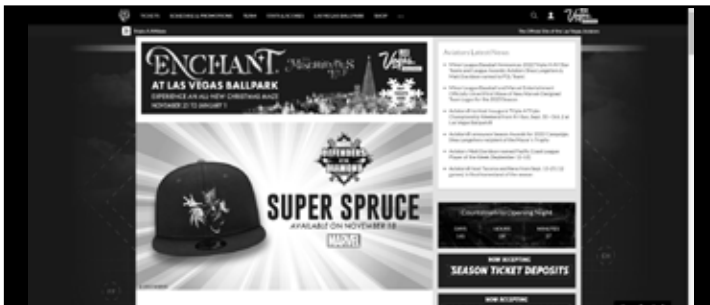
## AVIATORS TEAM WEBSITE UNDER MAJOR LEAGUE BASEBALL ADVANCED MEDIA (MLBAM)

The Las Vegas Aviators professional baseball team launched their team website under Major League Baseball Advanced Media (MLBAM) on Dec. 19, 2005. The team's website address is [www.aviatorslv.com](http://www.aviatorslv.com)

The Las Vegas Aviators site joined the MiLB.com network, which was formed in January of 2005 when MLB Advanced Media and Minor League Baseball announced a major partnership agreement making MLBAM the exclusive provider of internet-related services and other interactive media services for the Minor Leagues.

The 10-year online agreement, which began in 2005 & then extended in 2015, makes MLBAM exclusively responsible for the development, operation and maintenance of the official Minor League site and the websites for the 120 minor league baseball teams under MLB's Professional Development League ("PDL") license holders agreement.

In addition, MLBAM is the official statistician for Minor League Baseball ([www.milb.com](http://www.milb.com)). The website has a similar look to the 30 Major League Baseball teams on [MLB.com](http://MLB.com).



## AVIATOR & SPRUCE

**AVIATOR & SPRUCE enter the seventh season as the mascots for the Aviators!** Aviator is a bit of mystery...no one knows exactly where he came from or how he ended up at Las Vegas Ballpark but his flight suit and gear are really out of this world!...Aviator is an ex-pilot once stationed at Nellis Air Force Base where he was testing the top secret "Intergalactic Jet Propulsion System" that appears on his flight suit today!...still engaged in classified missions and, for this reason, he can never reveal his true identity...Aviator loves helping young flyers get off the ground and achieve the impossible...loves The Hercules hotdog, part of the specialty FlyDog collection served at Las Vegas Ballpark...favorite movie is "The Aviator."

**Spruce** is a goose who lived in the Bellagio fountain as a gosling...his friends at the Las Vegas Ballpark named him "Spruce" after the Spruce Goose, the unofficial nickname of Howard Hughes' H-4 Hercules aircraft, which flew just 70 feet above Long Beach Harbor before landing on the water...Spruce now lives at the ballpark full-time and dreams of being a great flyer and adventurer like his hero and fellow mascot, Aviator...his favorite food is the Hungry Hotshots Kids Meal at Las Vegas Ballpark; and his favorite film is "Top Gun."

For information on mascot appearances, call the Aviators office at (702) 943-7200!





# MEDIA INFORMATION

## Media Credentials:

can be obtained by contacting **Jim Gemma** by phone **(702) 943-7226** and or by e-mail **jgemma@aviatorslv.com**

E-mail requests must specifically state the applicant's organization and requested date.



**Photographers** are allowed on the field prior to the game **ONLY** with proper credentials displayed at all times. During the game, photographers may work from the designated photographer sections (**1st & 3rd base photo wells**) in **Las Vegas Ballpark**. Once the game has started, photographers **MAY NOT** enter the dugouts or go through dugout tunnels. Cameras are not allowed in the Clubhouse unless a specific request has been approved.

**Clubhouse Access** is allowed to credentialed media beginning three hours prior to game time until 90 minutes prior to game time. It will reopen 15 minutes after conclusion of game at the discretion of manager. Clubhouse is closed between games of a doubleheader.

## The James "Doc" Holliday Press Box:

Located on **PRESS LEVEL 4** of the Las Vegas Ballpark and is open to working media beginning four hours prior to game time. Game notes, press releases, statistics and rosters will be available. Meals are normally served two-and-a-half hours prior to game time.




**Specific Interview Requests** should be made to Jim Gemma at least one day in advance of desired date and time.

**Post-game:** A print out of the box score and "game" play-by-play (upon request) will be available in the press box.

## ROBERT J. BLUM BROADCAST BOOTH

The **home radio booth** was renamed the **Robert J. Blum Broadcast Booth** prior to the 2013 season to honor the Las Vegas Special Assistant to the General Manager.

"The Blummer" passed away on July 22, 2012 at the age of 91. As part of his distinguished career, Blum served as the play-by-play voice for Stars/51s baseball in select seasons from 1985-2005 & 2008-11. His company, **Robert J. Blum Productions**, also produced Las Vegas Triple-A professional baseball games that were broadcast on radio and television for several seasons.



# AVIATORS ON RADIO, WEBSITE



**Listen to Aviators baseball on:  
RAIDER NATION RADIO 920 AM**

**On The Website:**

**[www.aviatorslv.com](http://www.aviatorslv.com)**

**Watch LIVE on:**

**MiLB.TV via [aviatorslv](http://aviatorslv.com)**



**Russ Langer** enters his 26th season broadcasting baseball to the Las Vegas Valley and 39th year overall in the business.


Over his career, Langer has received numerous awards, including being named 1993 Minor League Broadcaster of the Year by the National Association of Professional Baseball Leagues. In 1995 and 2016, he broadcast the Triple-A All-Star game; in 1999, he was named the New Mexico Sportscaster of the Year; and in 2002, he was named Minor League Broadcaster of the Year by Minor League News.com. Langer also is a 12-time recipient (13 overall and seven consecutive years from 2007-13) of the Nevada Sportscaster of the Year award (2003, 2005, 2007, 2008, 2009, 2010, 2011, 2012, 2013, 2015, 2021, 2023), which is presented by the National Sports Media Association (NSMA).



Langer's inaugural season in Las Vegas was in 2000, the final year the franchise was known as the Stars. Prior to arriving in Las Vegas, Langer called Pacific Coast League games for the Albuquerque Dukes (1996-99) and Phoenix Firebirds (1992-95).

Langer began his broadcasting career with Single-A Springfield Cardinals in 1987 and 1989, sandwiched around a year in Vero Beach (1988). He moved up the ranks to Double-A, calling games for the Midland Angels in 1990 and '91 before advancing to Triple-A Phoenix.

Langer realized his longtime goal of broadcasting Major League baseball when he worked a total of 30 Montreal Expos games during the 2003 and 2004 seasons, followed by nine games for the Baltimore Orioles in 2006. He has also broadcast selected spring training games for the Los Angeles Dodgers (2006-08), Toronto Blue Jays (2009-10) and Chicago White Sox (2012-20).



**Russ Langer with Hall of Fame Broadcaster Vin Scully of the L.A. Dodgers at Big League Weekend**

In 2023, Langer broadcast his 3,000th game for Triple-A Las Vegas and completed his 12th season as the radio play-by-play voice for the UNLV football team on the UNLV Sports Properties/Learfield Network (2012-23).

He was named the radio play-by-play broadcaster for the New Mexico State University men's basketball team for the 2025-26 season.

**Matt Neverett** enters his seventh season with the Aviators as specialist, marketing & game entertainment, and his sixth in the broadcast booth. He will also serve as the play-by-play voice for home games and selected road games. He was named 2024 Nevada Sportscaster of the Year, which is presented by the National Sports Media Association (NSMA). It marked the first time that he received this award.

He returned to his birthplace of Las Vegas in 2020 after spending two years with the Bradenton Marauders, Single-A Affiliate of the Pittsburgh Pirates, as the play-by-play broadcaster and media relations director. After graduating from Appalachian State University in Boone, N.C. in 2017, he spent one season with the Birmingham Barons, Double-A Affiliate of the Chicago White Sox, as a media relations manager and pre/post-game host.



Prior to 2024, he also broadcast selected UNLV Runnin' Rebel basketball games, UNLV baseball and UNLV football on SSSSEN. On July 10, 2024, he was named the radio play-by-play broadcaster for UNLV football for the '24 season. On October 1, 2024, he was then named the radio play-by-play broadcaster for UNLV Runnin' Rebels basketball for the 2024-25 season on UNLV Sports Properties/Learfield Network.

His father, Tim, is a former play-by-play voice of the Las Vegas 51s and current play-by-play voice of the Los Angeles Dodgers.

# LOOKING BACK OVER 42 SEASONS

Triple-A professional baseball provided the best in fun, family-oriented entertainment to Southern Nevada baseball fans for 42 years (1983-2019, 2021-25). It all started April 1, 1983, when an overflow crowd of 13,878 fans jammed Cashman Field for a Major League Baseball exhibition game between the Seattle Mariners and the San Diego Padres. Las Vegas then welcomed Pacific Coast League baseball to Cashman Field on April 10, 1983, before a crowd of 10,622. The then-Stars, in their brown, gold and burnt orange uniforms, defeated Salt Lake City, 11-8. Under manager Harry Dunlop, the Stars finished the 1983 regular season 83-60 (.580); it would stand as the franchise's best single-season record for 19 years until the 2002 Las Vegas 51s went 85-59 (.590). Stars outfielder Kevin McReynolds, the 1983 PCL MVP, set the tone for the caliber of Triple-A players who would play in Las Vegas and compete in what was a talent-laden PCL. Thanks to their highly successful inaugural season, the 1983 Stars were inducted into the Southern Nevada Sports Hall of Fame on June 8, 2007. In just their third year of existence, the Stars - under manager Larry Bowa - captured their first PCL crown with an 80-62 (.563) record in 1986. Two years later (1988), manager Steve Smith led Las Vegas to a second PCL title (74-66, .529, regular season).

Cashman Field experienced another milestone on July 11, 1990, when it hosted the Triple-A All-Star Game. Two years later, Stars right-hander, Tim Worrell etched his name in the record books when he improbably tamed hitter-friendly Cashman Field by becoming the first Las Vegas pitcher in Cashman Field history to throw a no-hitter, doing so on September 5, 1992, against the Phoenix Firebirds. During its first 18 years of existence (1983-2000), the Las Vegas franchise had a player development agreement with the San Diego Padres, posting a 1,227-1,329 record (.480) over those 18 seasons. The 1996 season, under the helm of Jerry Royster, was marred by tragedy when veteran infielder Mike Sharperson died on May 26 following a single-car accident at the interstate 15/215 Beltway interchange.

The players rallied behind their popular fallen teammate and put together a 42-30 second-half record to earn the Stars' first post-season berth since 1992. Sharperson's #15 jersey was later retired.



**Traditional Fireworks Shows at Cashman**



**Ozzie Guillen**




**Mike Sharperson**

Prominent players who suited up for Las Vegas during the team's tenure as a Padres affiliate included: Sandy Alomar Jr. (two-time PCL MVP in 1988 and '89), Roberto Alomar, Carlos Baerga, Andy Benes, Bruce Bochy, Homer Bush, Jerald Clark, Joey Cora (franchise-record with a 37-game hitting streak), the late Mike Darr, Ben Davis, Rob Deer, Ozzie Guillen, the late Tony Gwynn (rehab assignment), Andy Hawkins, Dustin Hermanson, John Kruk, Rick Lancelotti (single-season franchise record with 131 RBI), Joe Lansford, Derrek Lee, Keith Lockhart, Shane Mack, Tim Pyznarski (1986 PCL MVP), Bip Roberts, Benito Santiago, and Eddie Williams, who set a franchise record with four home runs and 10 RBI against Calgary on April 22, 1998.

The beginning of the 21st century also signaled a changing of the guard for the franchise. Las Vegas announced a new player development agreement with the Los Angeles Dodgers (2001), a franchise rich in tradition. Along with a new affiliation came a new nickname and logo when the Las Vegas Stars became the Las Vegas 51s. The alien-themed name and logo paid homage to the semi-secret government base known as "Area 51," which is located 160 miles northwest of Las Vegas. The Dodgers spent eight seasons in Las Vegas (2001-08, 561-586, .489), advancing to the PCL playoffs once (in 2002).

During that time as a Los Angeles affiliate, Las Vegas fans got to watch several Dodger stars play at Cashman Field on MLB rehab assignments, including Adrian Beltre (2001), Paul Lo Duca (2001), Kevin Brown (2002), Dave Roberts (2003), Hideo Nomo (2004), Jayson Werth (2004-05), Milton Bradley (2005), Eric Gagné (2005-06), Brad Penny (2005), Odalis Perez (2005), Cesar Izturis (2006), Rafael Furcal (2008), Nomar Garciaparra (2008), Andruw Jones (2008) and Juan Pierre (2008). Fans also got to see the franchise's second-no hitter thrown at Cashman Field, when Left-hander Lindsay Gulin no-hit Tacoma, on June 13, 2003.



**Kevin McReynolds  
1983 PCL MVP**



**Las Vegas franchise honors the late Mike Sharperson. G.M. Don Logan and manager Jerry Royster unveil #15 banner**

# LOOKING BACK OVER 42 SEASONS

Following the run with the Dodgers, the 51s spent four seasons as the top farm club of the Toronto Blue Jays (2009-12), compiling an overall record of 287-288 (.499). On September 17, 2012, Las Vegas announced a player development agreement with the New York Mets that would run for six years (2013-18). During that span, the 51s went 436-422 (.508) and captured back-to-back Pacific Conference Southern Division Titles (2013 & 2014; 81-63 record each season). In 2015, the Mets won the National League pennant and advanced to the World Series for the first time in 15 years (2000). A total of 11 players on the Mets' 25-man World Series roster played with Triple-A Las Vegas between 2013-15.



**2006 Dodgers Top Prospects (L to R):** Chad Billingsley, Jonathan Broxton, Joel Guzman, Russell Martin.

Following the 2017 season, the Mets purchased the Triple-A Syracuse franchise in Syracuse, N.Y., announcing they would begin play in the International League in 2019. Needing a new affiliate, the 51s looked West and reached a deal with the Oakland Athletics on September 17, 2018. The initial two-year agreement between the clubs has since been extended via MLB's Professional Development League (PDL) license holders agreement with the 120 MiLB clubs. Prior to the start of the 2019 season, the Las Vegas franchise experienced a total rebranding that included not just a new affiliate, but also a new nickname, logo and stadium. On December 8, 2018, the 51s officially became the Aviators, a name that pays tribute to Howard R. Hughes Jr., whose legacy includes significant aviation-related firsts and accomplishments.

The organization also left Cashman Field near Downtown Las Vegas for brand-new Las Vegas Ballpark in Downtown Summerlin. The inaugural season at Las Vegas Ballpark was a smash, as the Aviators led all of Minor League Baseball in total attendance (650,934) and per-game attendance (9,299) in 2019, selling out 47 of 70 home games. The ballpark was named winner of the 2019 MiLB Triple-A Best of the Ballparks Fan Vote (also won in 2021 & '22); winner of BaseballParks.com 20th Annual Ballpark of the Year Award; and honored as Ballpark of the Year and Aviators Team of the Year by *Ballpark Digest*.



**2014 Mets Top Prospects (L to R):** Jacob deGrom (No. 10), Noah Syndergaard (No. 1), Rafael Montero (No. 3).

Under PCL Manager of the Year Fran Riordan (also named PCL Manager of the Year in 2023 & 2025), the 2019 Aviators compiled the second-best record in the 16-team PCL (83-57, .593) and captured the 2019 Pacific Southern Division Championship, returning to the playoffs for the first time since 2014. The 83-57 record marked a single-season franchise record for winning percentage at .593 (140-game season). The 2025 Aviators (83-67, .553) captured the third PCL championship in franchise history. Jacksonville (IL) then defeated Las Vegas, 8-7, in the Triple-A National Championship Game. Prominent players who have played for Las Vegas since the turn of the century include: Peter Alonso (2019 N.L. Rookie of the Year), J.P. Arenobia (2010 PCL MVP), Paul Blackburn, Seth Brown, Eric Campbell, David Cooper (2011 PCL batting champion), Travis d'Arnaud, Jacob deGrom (2014 Sporting News, MLBPA, BBWAA NL Rookie of the Year; 2018 & 2019 N.L. Cy Young Award), Eric Gagné, Zack Gelof, Phil Hiatt (2001 PCL MVP), Matt Kemp, Nick Kurtz, Shea Langeliers, Brett Lawrie, James Loney (2006 PCL batting champion), Russell Martin, Jorge Mateo, Mason Miller, Rafael Montero, Sean Murphy, Brandon Nimmo, T.J. Rivera (2016 PCL batting champion), Amed Rosario (2017 PCL Rookie of the Year), Randy Ruiz (2009 PCL MVP), Dominic Smith, Noah Syndergaard, Terry Tiffie (2008 PCL batting champion) and Zack Wheeler.



**Aviators Logo: 2019 -**



**Stars Logo - 1983**



**Stars Logo - 1991**



**51s Logo: 2001-18**

## FIRSTS IN LAS VEGAS TRIPLE-A BASEBALL HISTORY. . .

Game	W, 11-8 vs. Salt Lake City (4/10/83)
Home Game	W, 11-8 vs. Salt Lake City (4/10/83)
Home Win	W, 11-8 vs. Salt Lake City (4/10/83)
Home Loss	L, 8-1 vs. Tacoma (4/16/83)
Series Sweep	Salt Lake City (4/10-14/83)
Road Win	W, 8-4, at Hawaii (4/25/83)
Road Loss	L, 6-3, at Hawaii (4/23/83)
At Bat	Joe Pittman vs. SLC (4/10/83)
Home Run	Bruce Bochy vs. SLC (4/10/83)
Stolen Base	Joe Pittman vs. SLC (4/10/83)
First Pitch	Andy Hawkins vs. SLC (4/10/83)
Pitching Win	Tim Cook vs. SLC (4/10/83)
Cashman Field Sellout	10,622-Opening Day (4/10/83)
Largest Cashman Crowd	13,217 vs. Tacoma (4/16/83)
League Championship	1986
Last Pitch in Cashman Field History	Peter Alonso two-run HR (9/3/18)



# 2025 IN REVIEW; PCL CHAMPIONS



Las Vegas Aviators compiled an overall record of 83-67 (.553) under Pacific Coast League Manager of the Year **Fran Riordan** and finished in second place (first half champion) in the PCL West Division, 3.0 games behind first-place Tacoma Rainiers (86-64, .573). The Aviators won the first half with a 49-26 (.653) record. Las Vegas then defeated Tacoma, 2-games-to-0, in the LCS to capture its third PCL title in franchise history (1986, 1988, 2025). Jacksonville defeated Las Vegas, 8-7, in the Triple-A National Championship Game at Las Vegas Ballpark.

## ATTENDANCE HIGHLIGHTS:

In the sixth season in Las Vegas Ballpark, the Aviators total was **491,889** (2nd in PCL) in 75 dates for an average of 6,559 with 11 sellouts. The season-high "home crowd" was a sellout of 11,148 vs. Sacramento on April 5. The Las Vegas franchise has reached the 300,000 mark in "home" attendance in all 42 seasons (1983-2019; 2021-25) and the all-time attendance total now stands at **15,078,273**. The Las Vegas Ballpark regular season attendance total over six seasons (2019, 2021-25) is 3,077,262 which includes **104** sellouts.

## PLAYERS:

Outfielder **Colby Thomas** was the recipient of the 2025 Mayor's Trophy (MVP, voted on by the fans). He appeared in 82 games and batted .291 (97-for-333) with 21 doubles, two triples, 18 home runs (tied for team lead), 74 RBI, 41 extra-base hits (tied for team lead) and 176 total bases (team leader). He made his Major League debut with the Athletics and appeared in 49 games and batted .225 (27-for-120) with five doubles, six home runs and 19 RBI.

Outfielder **Carlos Cortes** was named the Team Most Valuable Player by the Aviators coaching staff. He appeared in 71 games and batted .322 (86-for-267) with 24 doubles, 17 home runs and 77 RBI (team leader). Honors included: PCL Player of the Week (June 23-29); named June PCL Player of the Month on July 2; named to the PCL All-Star Team on September 27. He made his Major League debut with the Athletics and appeared in 42 games and batted .309 (29-for-94) with eight doubles, four home runs and 14 RBI.

Catcher **Daniel Susac** appeared in 97 games and batted .275 (99-for-360) with 19 doubles, one triple, 18 home runs (tied for team lead) and 68 RBI. He was named PCL Player of the Week (April 14-20).

## PITCHING STAFF:

The Aviators compiled a team ERA of 5.19 with 36 saves. Right-hander **Jack Cushing** was tied in the PCL for most victories (11-2 record). He appeared in 38 games (79.2 IP/83 SO). Right-hander **Mason Barnett** appeared in 25 games (started 23) and posted a 6-2 record and led the staff in innings pitched (119.0) and strikeouts (124).

## AVIATORS PROMOTED TO THE ATHLETICS:

The Aviators recorded 241 roster transactions during the 2025 season. A total of **21** Las Vegas players were promoted to the Athletics (who began the season in the Athletics minor league system). The Athletics promoted the following players during the 2025 season: **Elvis Alvarado, CJ Alexander, Jason Alexander, Drew Avans, Mason Barnett, Denzel Clarke, Carlos Cortes, Logan Davidson, Carlos Duran, J.T. Ginn, Brett Harris, Darell Hernaiz, Gunnar Hogle, Matt Krook, Nick Kurtz, Jacob Lopez, Willie MacIver, Anthony Maldonado, Luis Morales, Jack Perkins, Colby Thomas.**

# LAS VEGAS AVIATORS



The Howard Hughes Corporation®, then-owner of the city's professional Triple-A baseball team of the Pacific Coast League (PCL), and developer of the Summerlin® master planned community and the Las Vegas Ballpark® located at Downtown Summerlin®, announced on December 8, 2018 the team's new name - the **Las Vegas Aviators®**.

**LAS VEGAS AVIATORS**



The name change completed a rebrand that included the team's then-new two-year Player Development Contract (PDC) with the Oakland Athletics (2019-2020, PDL later extended) and the opening of the Las Vegas Ballpark, the new, state-of-the-art Triple-A baseball stadium, that will serve as the new home of the Aviators!

The name **Aviators** pays homage to the company's namesake, **Howard R. Hughes, Jr.**, one of the twentieth century's most successful businessmen whose passion for aviation and legacy of innovation includes significant aviation-related firsts and accomplishments. In the H-1 Racer, a plane he designed and built, Hughes set the land speed record of 352 miles per hour in 1935. Hughes went on to set other records, including the fastest coast-to-coast flight in 1937 and the fastest circumnavigation of the globe in 1938, then acquiring and successfully operating major airlines and aviation companies.

"Everyone is excited about our new name (established in 2018)," said **Don Logan**, Aviators President and Chief Operating Officer, who has been with the franchise for 42 years. "This was a perfect time to rebrand the city's beloved professional baseball team. In 2019, we had a new team nickname, Major League affiliation with the A's and moving into the Las Vegas Ballpark. The Aviators was a popular nomination from our fans, and it's a fitting new moniker for the city's first professional sports franchise as we began our next exciting chapter."

## LOGO DESIGN AND CONCEPT:

The color inspiration: the Las Vegas Sunset; the mountain range featured in the Aviators' goggles resembles the mountain range found in the Summerlin logo!

**Team colors are navy, orange, tangerine, gold, yellow, gray.**

## SOUTHERN NEVADA AVIATION HISTORY:

**Nevada's High-Flying Aviators (from UNLV News)** - Nevada has a rich history in Aviation; with 500 miles between the state's two largest cities (Reno and Las Vegas), aviation was ideal for Nevada.

**Aviation History in Las Vegas (from Harry Reid International Airport)** -

Aviation grew exponentially throughout the 1900s, bringing more and more travelers to our city.

## NELLIS AIR FORCE BASE:

Nellis Air Force Base (in Las Vegas) is "Home of the Fighter Pilot" and home to the United States Air Force Warfare Center - the largest and most demanding advanced air combat training mission in the world. Nellis AFB provides training for composite strike forces which include **EVERY type of aircraft in the Air Force inventory**. Crews do not come to learn how to fly, but instead how to be the **best combat aviators in the world!**



(L to R): Kevin T. Orrock (Former President, Summerlin); Steve Hill (CEO, LVCVA); David R. Weinreb (Former CEO/The Howard Hughes Corporation); Don Logan (Aviators President/COO); Branch Rickey (President of the Pacific Coast League). *Photo by Steve Spatafore*



# LAS VEGAS BALLPARK

## 2019 & 2021 & 2022 LAS VEGAS BALLPARK HONORS:

**LAS VEGAS BALLPARK WINNER OF 2019 BALLPARK DIGEST MiLB TRIPLE-A BEST OF THE BALLPARKS FAN VOTE (JULY 1, 2019):** Las Vegas Ballpark® defeated Southwest University Park, home of the El Paso Chihuahuas, Triple-A affiliate of the San Diego Padres, to win Triple-A Best of the Ballparks fan vote. Over 85,000 fans voted in all five rounds of the Triple-A Best of the Ballparks fan vote, with almost 500,000 fans voting to date in the overall competition. After several close votes in previous rounds, the final vote resulted in Las Vegas Ballpark with a 55.6% to 44.4% margin win over the El Paso Chihuahuas.

**June 2, 2021:** The Aviators also captured the 2021 Triple-A Best of the Ballparks fan vote! Las Vegas Ballpark defeated Huntington Park, home of the Columbus Clippers, Triple-A affiliate of the Cleveland Indians, with 62% of the vote. Overall, over 300,000 fans voted for the annual fan competition.

**July 26, 2022:** For the third time in four years, readers of ballparkdigest.com selected Las Vegas Ballpark®, home of the Las Vegas Aviators®, as their favorite Triple-A ballpark in the annual Best of the Ballparks fan vote. In the end, Las Vegas Ballpark prevailed by a 51-49 percent margin, as a record was set for participation in a single round over the entire Best of the Ballparks history. Las Vegas Ballpark entered the vote as the defending champion and received the #1 seed.

**LAS VEGAS BALLPARK WINNER OF BASEBALLPARKS.COM ANNUAL BALLPARK OF THE YEAR AWARD:** Las Vegas Ballpark® has a major national award to add to its accomplishments, as BaseballParks.com announced on July 31, 2019 that the new facility is the winner of its 20th Annual Ballpark of the Year Award. Every year since 2000, BaseballParks.com has presented this honor to the new or remodeled baseball stadium with the best combination of site selection, exterior appearance, architectural design, and fan amenities. The selection is made by an advisory panel utilized by the 22-year-old website. The announcement of the award was made in the July 31 edition of USA TODAY Sports Weekly and at BaseballParks.com. Joe Mock, founder and webmaster of the website and a frequent contributor to USA TODAY publications, penned the article about this year's honor. The Howard Hughes Corporation®, then-owners of the Aviators and developers of Summerlin, covered the costs to design and build the park. Architecture firm HOK developed its design. The Las Vegas Convention and Visitors Authority (LVCVA) committed \$80 million over 20 years for a naming rights sponsorship.



**Award Presentation at Las Vegas Ballpark on Aug. 3, 2019 (L to R):** Aviators President and COO Don Logan; The Howard Hughes Corporation Kevin Orrock, President of Summerlin; architect firm HOK's Devin Norton; Joe Mock, BaseballParks.com; Cliff Cole of Penta; Duane Sanchez of Hunt Construction Group. (Photo by Steve Spatafore)

## LAS VEGAS BALLPARK, LAS VEGAS AVIATORS HONORED WITH MAJOR YEAR-END AWARDS (AUG. 30, 2019):

Las Vegas Ballpark was Named Ballpark of the Year; Las Vegas Aviators Honored as Team of the Year by Ballpark Digest, the Industry Standard for the Business of Baseball. The 2019 selection of both Las Vegas Ballpark and the Las Vegas Aviators for major citations make history in the annual Ballpark Digest Awards: It's the first time an organization has snared both awards in a single year. The year-end Ballpark Digest awards annually honor the best of the baseball industry, covering MLB, MiLB, independent-baseball, and summer-collegiate programs in a wide range of categories. The Ballpark of the Year and Team of the Year announcements are the kickoff to awards season for Ballpark Digest, with announcements running through the fall and culminating in an awards reception at December's Baseball Winter Meetings.



**Groundbreaking Ceremony for Las Vegas Ballpark (February 23, 2018):** The Howard Hughes Corporation® (NYSE: HHC), the Las Vegas Convention and Visitors Authority (LVCVA), community leaders, Major League Baseball (MLB) executives, and hundreds of loyal fans braved cold weather to "break ground" on Las Vegas Ballpark (photo by Glenn Pinkerton/Las Vegas News Bureau).

# CASHMAN FIELD 1983-2018



Cashman Field, the 9,334 permanent seat stadium, served as the home field for the Las Vegas (Stars/51s) franchise for 36 seasons (1983-2018).

**First baseman Peter Alonso hit the final pitch in the history of Cashman Field for Las Vegas Triple-A professional baseball and delivered a walk-off, two-run homer as the 51s defeated Sacramento, 4-3, on September 3, 2018 in the season finale.**

The facility saw its first professional baseball game on April 1, 1983, when the San Diego Padres faced the Seattle Mariners in front of 13,878 fans. The Cashman Field attendance record was set on April 3, 1993, before a crowd of 15,025, between the Chicago White Sox and Chicago Cubs.

Las Vegas hosted the Triple-A All-Star Game on July 11, 1990. The National League defeated the American League, 8-5, before a crowd of 10,323.

In addition to Triple-A baseball, Cashman Field was home to at least one Major League Baseball Spring Training game annually. In 2005, the Chicago Cubs and Seattle Mariners played two games to celebrate the Las Vegas Centennial (1905-2005). The Cubs made 14 straight appearances for Big League Weekend from 2005-18.

In 1996, the Oakland Athletics called Cashman Field home for the first six games of the regular season due to construction delays in their home stadium. Cashman Field was also home to the Triple-A World Series from 1998-2000 and hosted numerous concerts and other non-sporting events.

Major League Soccer (MLS) played the first soccer game in Cashman Field history on February 15, 2015, in an exhibition contest featuring the Colorado Rapids vs. San Jose Earthquakes. In 2018, the Las Vegas Lights FC of the United Soccer League began play at Cashman Field.

## CASHMAN FIELD YEAR-BY-YEAR ATTENDANCE (36 yrs.)

YEAR/AFF.	DATES	TOTAL	AVG.	TOTAL
2018 (N.Y. Mets)	70	332,224	4,746	12,001,011
2017 (N.Y. Mets)	71	359,059	5,057	11,668,787
2016 (N.Y. Mets)	68	331,999	4,882	11,309,728
2015 (N.Y. Mets)	69	333,520	4,834	10,977,729
2014 (N.Y. Mets)	71	329,429	4,640	10,644,209
2013 (N.Y. Mets)	70	328,266	4,690	10,314,780
2012 (Toronto)	71	311,516	4,388	9,986,514
2011 (Toronto)	70	314,032	4,486	9,674,998
2010 (Toronto)	71	336,488	4,739	9,360,966
2009 (Toronto)	71	337,388	4,752	9,024,478
2008 (Dodgers)	71	374,780	5,279	8,687,090
2007 (Dodgers)	72	371,676	5,162	8,312,310
2006 (Dodgers)	72	365,659	5,079	7,940,634
2005 (Dodgers)	72	334,485	4,645	7,574,975
2004 (Dodgers)	71	306,628	4,318	7,240,490
2003 (Dodgers)	72	326,243	4,531	6,933,862
2002 (Dodgers)	71	327,269	4,609	6,607,619
2001 (Dodgers)	72	332,742	4,621	6,280,350
2000 (S.D. Padres)	72	322,354	4,477	5,947,608
1999 (S.D. Padres)	71	339,702	4,785	5,625,254
1998 (S.D. Padres)	70	336,005	4,800	5,285,552
1997 (S.D. Padres)	70	313,128	4,473	4,949,547
1996 (S.D. Padres)	71	313,212	4,411	4,636,419
1995 (S.D. Padres)	73	330,869	4,532	4,323,207
1994 (S.D. Padres)	72	338,834	4,706	3,992,338
1993 (S.D. Padres)	71	386,310	5,441	3,653,504
1992 (S.D. Padres)	72	387,815	5,386	3,267,194
1991 (S.D. Padres)	68	330,699	4,863	2,879,379
1990 (S.D. Padres)	69	312,522	4,529	2,548,680
1989 (S.D. Padres)	69	315,517	4,573	2,236,158
1988 (S.D. Padres)	73	311,520	4,267	1,920,641
1987 (S.D. Padres)	68	302,693	4,451	1,609,121
1986 (S.D. Padres)	75	306,640	4,089	1,306,428
1985 (S.D. Padres)	70	313,782	4,483	999,788
1984 (S.D. Padres)	67	320,158	4,778	686,006
1983 (S.D. Padres)	75	365,848	4,878	365,848



# LAS VEGAS MEDIA OUTLETS

## NEWSPAPERS/TV

### Las Vegas Review-Journal

1111 W. Bonanza Road  
Las Vegas, NV 89106  
Phone: (702) 383-0211  
email: sports@reviewjournal.com

Bill Bradley - Sports Editor  
Ed Graney - Columnist  
Danny Webster - Writer  
Alex Wright - Writer

### Las Vegas Sun

2275 Corporate Circle Drive, Suite 300  
Henderson, NV 89074  
Phone: (702) 990-2662  
Ray Brewer - Sports Editor/Las Vegas Sun.com (cellular, 702-501-2389)

### Telemundo Las Vegas-Television

6380 Polaris Avenue, Las Vegas, NV 89118  
Phone: (702) 388-3263  
Meme Rivera, Sports Director

## TELEVISION

### KSNV - Channel 3 (NBC)

1500 Foremaster Lane  
Las Vegas, NV 89101  
Phone: (702) 642-3333

Bryan Salmond, Sports Director  
Alexa Belcastro

### KVVU - Channel 5 (FOX)

25 TV 5 Drive  
Henderson, NV 89014; Phone: (702) 435-5555  
Kevin Bolinger, Sports Director  
Vince Sapienza  
Paloma Villicana  
Mariah Janos

### KLAS - Channel 8 (CBS)

3228 Channel 8 Drive  
Las Vegas, NV 89109  
Phone: (702) 792-8888  
Chris Maathuis, Sports Director  
Alexis Bass, Ron Futrell  
Madysen Marie

### KTNV - Channel 13 (ABC)

3355 S. Valley View Blvd.  
Las Vegas, NV 89102  
Phone: (702) 876-1313  
Newsdesk: (702) 871-3345  
Alex Eschelman  
Taylor Rocha

## RADIO

### LOTUS BROADCASTING

8755 West Flamingo Road Las Vegas, NV 89147  
Phone: (702) 876-1460 [ivsportsnetwork.com](http://ivsportsnetwork.com)  
ESPN RADIO (1100 AM & 100.9 FM)  
Q Myers - Program Director  
Steve Cofield - "Cofield & Company", Adam Hill

ESPN Deportes (1460 AM)

KOMP-FM 92.3 KWID FM 101.9  
KXPT-FM 97.1 The Game (1230 AM)  
Fox Sports (1340 AM & 98.9 FM) Fox Sports

### RAIDER NATION RADIO 920 AM (Aviators Flagship Station)

### BEASLEY BROADCASTING

2920 S. Durango Drive  
Las Vegas, NV 89117 Phone: (702) 730-0300  
KKLZ FM 96.3; KCYE FM 102.7; KCYE-HD2  
KOAS 105.7 FM; KVGs 107.9 FM; KXTE (107.5 FM)

### IHEART MEDIA

425 Fremont Street, Suite 220  
Las Vegas, NV 89101 Phone: (702) 238-7300  
KSNE FM 106.5; KYMT FM 93.1;  
KWNR FM 95.5; NYMT-HD2 103.9 FM  
Harvey Hyde - Hyde Productions (626) 484-7227  
KSHP (1400 AM)

### AUDACY INC

7255 S. Tenaya Way, Suite 100 LV, NV 89113  
KLUC FM 98.5 (702) 889-5100  
KMXB FM 94.1  
KXQQ FM 100.5  
KDWN 101.5 FM  
KXNT AM 840

### KEMP BROADCASTING

3999 S. Las Vegas Blvd Suite K  
Las Vegas, NV 89119 (702) 736-6161  
KVEG 97.5 FM; KVGQ 106.9 FM; KMZQ 670AM

### UNIVISION RADIO (702-284-6400)

6767 W. Tropicana, Suite 102 Las Vegas 89103  
KISF 103.5 FM; KRGT 99.3 FM

### SUMMIT MEDIA (702-258-0285)

150 Spectrum Blvd. Las Vegas, NV 89101  
KJUL 104.7 FM; KQLL 102.3 FM/1280 AM  
KCEP 88.1 FM (702-648-0104) "Power 88"  
350 W. Washington Ave., Suite 125  
Las Vegas, NV 89106

KSHP (1400 AM)  
2400 S. Jones Blvd. #3  
Las Vegas, NV 89146 (702) 221-1200  
TC Martin Show;  
Pushing The Limits (Brian Shapiro Show) **124**

# 2026 SEASON SCHEDULE



		SUN	MON	TUE	WED	THU	FRI	SAT
MARCH/APRIL		22	23	24	25	26	TOR 4:07pm	TOR 12:07pm
		TOR 10:37am	ATL 4:15pm	ATL 4:15pm	ATL 9:15am		HOU 6:40pm	HOU 1:05pm
		HOU 1:05pm		NYN 4:05pm	NYN 4:05pm	NYN 10:35am	NYM 6:30pm	NYM 1:10pm
		NYM 10:40am	TEX 6:40pm	TEX 6:40pm	TEX 6:40pm	TEX 12:05pm	CWS 6:40pm	CWS 1:05pm
		CWS 1:05pm	SEA 6:40pm	SEA 6:40pm	SEA 1:10pm		TEX 5:05pm	TEX 4:05pm
		TEX 11:55am		KC 6:40pm	KC 6:40pm	KC 12:05pm		

		SUN	MON	TUE	WED	THU	FRI	SAT
MAY							CLE 6:40pm	CLE 1:05pm
		CLE 1:05pm		PHI 3:40pm	PHI 3:40pm	PHI 3:40pm	BAL 4:05pm	BAL 1:05pm
		BAL 10:35am		STL 6:40pm	STL 6:40pm	STL 12:05pm	SF 6:40pm	SF 6:40pm
		SF 1:05pm	LAA 6:38pm	LAA 6:38pm	LAA 6:38pm	LAA 6:38pm	SD 6:40pm	SD 6:40pm
		SD 1:05pm	SEA 6:40pm	SEA 6:40pm	SEA 12:05pm		NYN 6:40pm	NYN 7:05pm
		NYN 1:05pm						

		SUN	MON	TUE	WED	THU	FRI	SAT
JUNE				CHC 5:05pm	CHC 5:05pm	CHC 5:05pm	HOU 5:10pm	HOU 1:10pm
		HOU 11:55am	MIL 7:05pm	MIL 6:05pm	MIL 6:05pm	COL 7:05pm	COL 7:05pm	
		COL 14:10pm	PIT 6:40pm	PIT 6:40pm	PIT 6:40pm	LAA 6:40pm	LAA 7:05pm	
		LAA 1:05pm	SF 6:45pm	SF 6:45pm	SF 12:45pm	LAA 6:38pm	LAA 6:38pm	
		LAA 12:10pm	LAD 6:40pm	LAD 6:40pm				

		SUN	MON	TUE	WED	THU	FRI	SAT
JULY					LAD 6:40pm		MIA 6:40pm	MIA 6:40pm
		MIA 1:30pm		DET 3:40pm	DET 3:40pm	DET 3:40pm	CWS 4:40pm	CWS 1:10pm
		CWS 11:10am		ASG 6:40pm			WSH 6:40pm	WSH 7:05pm
		WSH 1:05pm	AZ 6:40pm	AZ 6:40pm	AZ 12:40pm		MIN 6:10pm	MIN 6:10pm
		MIN 11:10am	BOS 6:40pm	BOS 6:40pm	BOS 6:40pm	BOS 6:40pm	DET 6:40pm	

		SUN	MON	TUE	WED	THU	FRI	SAT
AUGUST								DET 6:40pm
		DET 1:05pm		CIN 3:40pm	CIN 3:40pm	CIN 9:40pm	BOS 4:10pm	BOS 1:10pm
		BOS 10:35am	TB 6:40pm	TB 6:40pm	TB 12:05pm		TEX 6:40pm	TEX 6:40pm
		TEX 1:05pm	KC 6:40pm	KC 4:40pm	KC 4:40pm	KC 11:10am	HOU 5:10pm	HOU 4:10pm
		HOU 11:10am	MIN 6:40pm	MIN 6:40pm	MIN 6:05pm		BAL 6:40pm	BAL 7:05pm
		BAL 1:05pm	TEX 5:05pm					

		SUN	MON	TUE	WED	THU	FRI	SAT
SEPTEMBER				TEX 5:05pm	TEX 11:35pm	SEA 6:40pm	SEA 7:10pm	SEA 6:40pm
		SEA 1:30pm	TOR 7:05pm	TOR 6:40pm	TOR 12:05pm		SEA 6:40pm	SEA 6:40pm
		SEA 1:05pm		TB 3:40pm	TB 3:40pm	TB 10:10pm	CLE 4:10pm	CLE 3:10pm
		CLE 10:40am		LAA 6:40pm	LAA 6:40pm	HOU 6:40pm	HOU 6:40pm	HOU 6:40pm
		HOU 12:05pm						

■ HOME □ AWAY ■ LAS VEGAS

Games/times subject to change  
All game times in PT



## IN MEMORY OF DAN BICKMORE 1960-2025

Dan Bickmore passed away on December 25, 2025. Triple-A Las Vegas Stars/51s/Aviators franchise will always have "The Captain" in their thoughts!

He was one of the best public address announcers in the business and served as P.A. for the team beginning in 1997 at Cashman Field and concluded at Las Vegas Ballpark with the Aviators from 2019, 2021-24 (27 seasons).



# AVIATORS BASEBALL 2026 SCHEDULE

	MON	TUE	WED	THU	FRI	SAT	SUN
MARCH/APRIL					🏠 7:00PM	🏠 7:00PM	🏠 7:00PM
	3	🏠 7:00PM	🏠 7:00PM	🏠 7:00PM	🏠 7:00PM	🏠 7:00PM	🏠 7:00PM
	6	🏠 7:00PM	🏠 7:00PM	🏠 7:00PM	🏠 7:00PM	🏠 7:00PM	🏠 7:00PM
	13	🏠 7:00PM	🏠 7:00PM	🏠 7:00PM	🏠 7:00PM	🏠 7:00PM	🏠 7:00PM
	20	🏠 7:00PM	🏠 7:00PM	🏠 7:00PM	🏠 7:00PM	🏠 7:00PM	🏠 7:00PM
	27	🏠 7:00PM	🏠 7:00PM	🏠 7:00PM			

	MON	TUE	WED	THU	FRI	SAT	SUN
MAY					🏠 7:00PM	🏠 7:00PM	🏠 7:00PM
	3	🏠 7:00PM	🏠 7:00PM	🏠 7:00PM	🏠 7:00PM	🏠 7:00PM	🏠 7:00PM
	6	🏠 7:00PM	🏠 7:00PM	🏠 7:00PM	🏠 7:00PM	🏠 7:00PM	🏠 7:00PM
	13	🏠 7:00PM	🏠 7:00PM	🏠 7:00PM	🏠 7:00PM	🏠 7:00PM	🏠 7:00PM
	20	🏠 7:00PM	🏠 7:00PM	🏠 7:00PM	🏠 7:00PM	🏠 7:00PM	🏠 7:00PM
	27	🏠 7:00PM	🏠 7:00PM	🏠 7:00PM			

	MON	TUE	WED	THU	FRI	SAT	SUN
JUNE		🏠 7:00PM	🏠 7:00PM	🏠 7:00PM	🏠 7:00PM	🏠 7:00PM	🏠 7:00PM
	3	🏠 7:00PM	🏠 7:00PM	🏠 7:00PM	🏠 7:00PM	🏠 7:00PM	🏠 7:00PM
	6	🏠 7:00PM	🏠 7:00PM	🏠 7:00PM	🏠 7:00PM	🏠 7:00PM	🏠 7:00PM
	13	🏠 7:00PM	🏠 7:00PM	🏠 7:00PM	🏠 7:00PM	🏠 7:00PM	🏠 7:00PM
	20	🏠 7:00PM	🏠 7:00PM	🏠 7:00PM	🏠 7:00PM	🏠 7:00PM	🏠 7:00PM
	27	🏠 7:00PM					

	MON	TUE	WED	THU	FRI	SAT	SUN
JULY			🏠 7:00PM	🏠 7:00PM	🏠 7:00PM	🏠 7:00PM	🏠 7:00PM
	3	🏠 7:00PM	🏠 7:00PM	🏠 7:00PM	🏠 7:00PM	🏠 7:00PM	🏠 7:00PM
	6	🏠 7:00PM	🏠 7:00PM	🏠 7:00PM	🏠 7:00PM	🏠 7:00PM	🏠 7:00PM
	13	🏠 7:00PM	🏠 7:00PM	🏠 7:00PM	🏠 7:00PM	🏠 7:00PM	🏠 7:00PM
	20	🏠 7:00PM	🏠 7:00PM	🏠 7:00PM	🏠 7:00PM	🏠 7:00PM	🏠 7:00PM
	27	🏠 7:00PM	🏠 7:00PM	🏠 7:00PM			

	MON	TUE	WED	THU	FRI	SAT	SUN
AUGUST						🏠 7:00PM	🏠 7:00PM
	3	🏠 7:00PM	🏠 7:00PM	🏠 7:00PM	🏠 7:00PM	🏠 7:00PM	🏠 7:00PM
	6	🏠 7:00PM	🏠 7:00PM	🏠 7:00PM	🏠 7:00PM	🏠 7:00PM	🏠 7:00PM
	13	🏠 7:00PM	🏠 7:00PM	🏠 7:00PM	🏠 7:00PM	🏠 7:00PM	🏠 7:00PM
	20	🏠 7:00PM	🏠 7:00PM	🏠 7:00PM	🏠 7:00PM	🏠 7:00PM	🏠 7:00PM
	27	🏠 7:00PM	🏠 7:00PM	🏠 7:00PM			

	MON	TUE	WED	THU	FRI	SAT	SUN
SEPTEMBER		🏠 7:00PM	🏠 7:00PM	🏠 7:00PM	🏠 7:00PM	🏠 7:00PM	🏠 7:00PM
	3	🏠 7:00PM	🏠 7:00PM	🏠 7:00PM	🏠 7:00PM	🏠 7:00PM	🏠 7:00PM
	6	🏠 7:00PM	🏠 7:00PM	🏠 7:00PM	🏠 7:00PM	🏠 7:00PM	🏠 7:00PM
	13	🏠 7:00PM	🏠 7:00PM	🏠 7:00PM	🏠 7:00PM	🏠 7:00PM	🏠 7:00PM
	20	🏠 7:00PM	🏠 7:00PM	🏠 7:00PM	🏠 7:00PM	🏠 7:00PM	🏠 7:00PM
	27	🏠 7:00PM	🏠 7:00PM	🏠 7:00PM			

LAS VEGAS BALLPARK • 1650 S. PAVILION CENTER DRIVE, 89135  
@AVIATORSLV • AVIATORSLV.COM • (702) 943-7200

### PCL WEST

- 🏠 LAS VEGAS AVIATORS (ATHLETICS)
- 🏠 RENO Aces (ARIZONA DIAMONDBACKS)
- 🏠 SACRAMENTO RIVER CATS (SAN FRANCISCO GIANTS)
- 🏠 SALT LAKE BEES (LOS ANGELES ANGELS)
- 🏠 TACOMA RAINIERS (SEATTLE MARINERS)

### PCL EAST

- 🏠 ALBUQUERQUE ISOTOPIES (COLORADO ROCKIES)
- 🏠 EL PASO CHIHUAHUAS (SAN DIEGO PADRES)
- 🏠 OKLAHOMA CITY COMETS (LOS ANGELES DODGERS)
- 🏠 ROUND ROCK EXPRESS (TEXAS RANGERS)
- 🏠 SUGAR LAND SPACE COWBOYS (HOUSTON ASTROS)

### IL WEST

- 🏠 OMAHA STORM CHASERS (KANSAS CITY ROYALS)
- 🏠 ST. PAUL SAINTS (MINNESOTA TWINS)

\*GAME TIMES ARE SUBJECT TO CHANGE. ALL TIMES ARE PST.

