



# GAME NOTES

## NORTHWEST ARKANSAS NATURALS

3000 GENE GEORGE BLVD • SPRINGDALE, AR 72762 • PH: 479.927.4900 • FAX: 479.756.8088

WWW.NWANATURALS.COM /NATURALS NWANATURALS @NWANATURALS



### NORTHWEST ARKANSAS NATURALS (27-41, 58-78) vs. FRISCO ROUGHRIDERS (37-30, 73-63)

RHP Adrian Alcantara (1 GS, 1-0, 7.20 ERA) vs. RHP Tai Tiedemann (2 GS, 5-4, 6.41 ERA)

Sunday, September 18th, 2022 • 2:05 PM (CT) First Pitch • Arvest Ballpark • Springdale, Arkansas

Game 137 of 137 • Home Game 68 of 68 • Home Record: 27-40 • Day Game Record: 11-12 • South Division Record: 23-24 • 2nd Half Record: 27-41

Streak: W1 • Last 5: 3-2 • Last 10: 4-6 • Road Record: 31-38 • Night Game Record: 47-66 • North Division Record: 35-54 • 1st Half Record: 31-37

Listen: [www.milb.com/northwest-arkansas/fans/audio-listen-live](http://www.milb.com/northwest-arkansas/fans/audio-listen-live) • Watch: MiLB.tv



### UPCOMING GAMES & PITCHING PROBABLES

SEASON OVER: (

### BY THE NUMBERS

(UNDERLINE INDICATES MLB LEADER) (BOLD INDICATES DOUBLE-A LEADER) (ITALICS INDICATES DOUBLE-A WORST)

.259 (6th)	AVG > .265 (T3rd)	5.94 (9th)	ERA > 4.68 (3rd)
773 (T3rd)	R - 773 (T3rd)	1.67 (10th)	WHIP > 1.39 (2nd)
1,192 (6th)	H > 1,222 (T2nd)	.275 (8th)	AVG > .246 (3rd)
159 (7th)	HR > 166 (5th)	1187.1 (6th)	IP > 1197.0 (2nd)
631 (4th)	BB > 542 (7th)	1,285 (8th)	H > 1,119 (3rd)
1,284 (9th)	K > 1,107 (1st)	881 (9th)	R > 694 (3rd)
176 (1st)	SB 144 (8th)	163 (8th)	HR > 159 (7th)
.353 (4th)	OBP > .350 (T6th)	.697 (10th)	BB > .550 (5th)
.421 (8th)	SLG > .438 (2nd)	1,205 (7th)	K > 1,267 (5th)
.774 (6th)	OPS > .788 (3rd)	6 (7th)	SHO > 11 (T1st)

### SERIES HISTORY

NWA ALL-TIME vs. RoughRiders	78-88 (.470)
NWA ALL-TIME in Springdale	42-41 (.506)
NWA ALL-TIME in Frisco	36-47 (.434)

2022 vs. RoughRiders	7-4 (.636)
2022 in Springdale	3-2 (.600)
2022 in Frisco	4-2 (.667)

DATE	H/R	SCORE	WIN	LOSS	SAVE
4/19/22	R	<b>L, 4-3</b>	S. Nordlin	A. Marsh	C. Lee
4/20/22	R	<b>W, 7-2</b>	D. Parrish	A. Weems	-
4/21/22	R	<b>L, 12-2</b>	N. Starr	A. Veneziano	-
4/22/22	R	<b>W, 11-2</b>	A. Zepa	C. Bradford	-
4/23/22	R	<b>W, 12-4</b>	W. Pennington	J. Leiter	-
4/24/22	R	<b>W, 4-3</b>	Y. Del Rosario	C. Ragans	A. Sotillet
9/13/22	H	<b>W, 8-4</b>	A. Alcantara	J. Leiter	S. Woods Jr.
9/14/22	H	<b>L, 9-2</b>	C. Bradford	T. Sikkema	-
9/15/22	H	<b>W, 6-3</b>	C. Chamberlain	M. Church	E. Marquez
9/16/22	H	<b>L, 11-6</b>	K. Gowdy	A. Marsh	-
9/17/22	H	<b>W, 7-5</b>	A. Veneziano	J. Smith	W. Pennington
9/18/22	H				



EST. 1888

NATURALS PR DEPARTMENT • NATURALSPR@GMAIL.COM

Dustin Dethlefs - Director, Marketing & PR - [dustin@nwanaturals.com](mailto:dustin@nwanaturals.com)  
Nicholas Badders - Broadcaster/Media Relations/Baseball Ops - [nicholas@nwanaturals.com](mailto:nicholas@nwanaturals.com)  
Adam Annaratone - Creative Services Coordinator - [adam@nwanaturals.com](mailto:adam@nwanaturals.com)  
Game Notes Compiled by Nicholas Badders

### YESTERDAY'S GAME

	1	2	3	4	5	6	7	8	9	R	H	E	LO
Frisco	0	2	0	1	2	0	0	0	0	5	9	2	6
NW Arkansas	0	1	0	2	3	0	0	1	x	7	9	2	9

Win: Anthony Veneziano (6-9)

Loss: Josh Smith (4-1)

Save: Walter Pennington (2)

**SPRINGDALE, AR** - Los Naturales del Noroeste de Arkansas battled back-and-forth with the Frisco RoughRiders but came out ahead in the second half of the game with four unanswered runs to win, 7-5 Saturday night.

- Each time Frisco scored, Northwest Arkansas had a counter. The RoughRiders scored twice in the second, then los Naturales responded with a run on a bases-loaded double play from **Tyler Cropley** to get within one.
- While the RoughRiders scored twice in the fourth, los Naturales countered in the bottom half, with a two-run single off the bat of **Angelo Castellano** to tie the game.
- Two Frisco runs in the top of the fifth put the RoughRiders ahead once again, but los Naturales scored three in the bottom half, on a game-tying two-run homer from shortstop **Jeison Guzmán**, followed by a go-ahead RBI single from Cropley.
- Tyler Gentry** capped his 3-for-4 night at the plate with a run of insurance in the eighth, doubling the lead with an RBI single.
- Castellano also contributed a two-hit game, going 2-for-4, while **Seuly Matias** reached three times, with two walks and a hit-by-pitch.
- Starting pitcher **Anthony Veneziano** (6-9) earned his sixth win of the year, allowing just three earned runs over 5.0 innings, while striking out four in his final start of the year.
- Behind Veneziano, the Northwest Arkansas bullpen fired 4.0 scoreless innings, 2.0 scoreless frames from **Stephen Woods Jr.** followed by 1-2-3 eighth and ninth innings from **Nate Webb** and **Walter Pennington**, with Pennington securing his second save of the year ... Between Woods Jr., Webb and Pennington, the final eight batters of the night were retired and Naturales pitching faced the minimum from the final two outs of the sixth through the end of the game.

### NATURALS HITTING LEADERS

GAMES	Robbie Glendinning (118)
AT-BATS	Robbie Glendinning (428)
RUNS	Nick Loftin (78)
HITS	Tucker Bradley (116)
TOTAL BASES	Robbie Glendinning (188)
DOUBLES	Maikel Garcia (24)
TRIPLES	Bradley & Matias (3)
HOME RUNS	Robbie Glendinning (19)
RUNS BATTED IN	Robbie Glendinning (76)
WALKS	Robbie Glendinning (75)
STRIKEOUTS	* <b>Robbie Glendinning (168)</b>
STOLEN BASES	Maikel Garcia (27)
BATTING AVERAGE	Tucker Bradley (.293)
ON-BASE %	Tucker Bradley (.382)
SLUGGING %	Tucker Bradley (.455)
OPS	Tucker Bradley (.837)

\* INDICATES LEAGUE LEADER // ^ INDICATES DOUBLE-A LEADER // # INDICATES MINOR LEAGUE LEADER

### NATURALS PITCHING LEADERS

WINS	Four Tied (6)
LOSSES	<b>T# Alec Marsh (15)</b>
ERA	Anthony Veneziano (5.72)
GAMES	Jonah Dipoto (41)
STARTS	Marsh & Veneziano (25)
COMPLETE GAMES	Anthony Veneziano (1)
GAMES FINISHED	Yefri Del Rosario (24)
SAVES	Yefri Del Rosario (6)
INNINGS	Anthony Veneziano (122.2)
HITS	Alec Marsh (137)
RUNS	Alec Marsh (101)
EARNED RUNS	Alec Marsh (93)
HOME RUNS	<b>T# Alec Marsh (27)</b>
HIT BATTERS	Lacy & Veneziano (8)
WALKS	Anthony Veneziano (66)
STRIKEOUTS	* <b>Alec Marsh (147)</b>

### THIS DAY IN NATURALS HISTORY

**The Naturals are 1-0 all-time when playing on September 18 in the regular season**

On September 18, 2010, the Northwest Arkansas Naturals won the 2010 Texas League Championship Series with a 2-0 win over the Midland RockHounds in Midland. After a late-July trade to Kansas City, starting pitcher **Will Smith** finished the season in High-A Wilmington before joining the Naturals for the postseason.

The southpaw pitched 6.2 innings of shutout baseball with six strikeouts in the victory on 84 pitches. The Naturals opened the scoring in the 5th inning after **Anthony Seratelli** tripled and scored on a **Ryan Eigsti** groundout, then **Eric Hosmer** singled in **Johnny Givonetella** in the top of the eighth inning for insurance.

### HOME/AWAY

Home Games	27-40
Away Games	31-38

### TIME OF DAY

Night Games	46-66
Day Games	11-12

### MONTH

April	9-11
May	13-12
June	10-16
July	8-16
August	11-15
September	7-8

### OPPONENT

vs. Amarillo	5-7
vs. Arkansas	6-12
vs. Corpus Christi	4-8
vs. Frisco	7-4
vs. Midland	4-2
vs. San Antonio	3-3
vs. Springfield	8-16
vs. Tulsa	13-11
vs. Wichita	8-15

### DAY OF THE WEEK

on Monday	1-0
on Tuesday	9-12
on Wednesday	10-11
on Thursday	6-16
on Friday	11-14
on Saturday	10-14
on Sunday	11-11

### THIS HOMESTAND

Record	3-2
Team Batting Average	(.310)
Home Runs	4
Runs/Runs Per Game	29/5.80
Team ERA	6.00
Strikeouts	42
Saves/Opportunities	3/4

## THIS WEEK IN NATURALS BASEBALL

MONDAY	TUESDAY	WEDNESDAY	THURSDAY	FRIDAY	SATURDAY	SUNDAY
9/12 OFF	9/13 FRISCO W, 8-4	9/14 FRISCO L, 9-2	9/15 FRISCO W, 6-3	9/16 FRISCO L, 11-6	9/17 FRISCO W, 7-5	9/18 FRISCO 2:05 PM



## FOLLOW THE LEADER

Manager Chris Widger enters his first season at the helm of the Naturals, after previous stops in *Advanced Rookie* Burlington (2019) and *High-A* Quad Cities (2021) managing Royals affiliates.

- 15 of the Naturals' 28 active players played for Widger with the Quad Cities River Bandits last season.
- 3 of the Naturals' 28 active players played under Widger with the Burlington Royals, then in Quad Cities and now in Northwest Arkansas: **Jonah Dipoto**, **Jake Means** and **John Rave**.

## EXTREME ENDS OF THE SPECTRUM

When looking at the Naturals' numbers one game to the next, it appears rather black and white with what leads to a win or loss.

- When scoring seven runs or more, the Naturals are 41-11, while when scoring six runs or less, just 17-68.
- The Naturals are 39-17 when recording 10 hits or more, but when they get nine hits or less, are just 19-51.
- The Naturals are 52-14 when out-hitting their opponent or hits are tied, but 6-64 when out-hit by their opponent.
- When the Naturals score first, they are 36-25, whereas 22-52 when the opponent scores first ... the team that scores first in through 136 Naturals games is 88-48 (.647 winning percentage).

## ONE RUN GOES A LONG WAY

The Naturals are 7-20 in one-run games this season, meaning 20 of their 78 losses (25.64%) this season have been decided by just one run.

- The Naturals have had the tying run at the plate or on base in 24 losses this season (including 15 of their one-run losses).

## Yo, You WANNA SEE SOME REAL SPEED?

Through 136 games, the Naturals have stolen 176 bases in 220 attempts (average 1.30 steals/game, 80.00% success rate).

- 176 steals leads the Texas League, ranks tied fifth in Double-A and tied 24th in the Minors.
- The Naturals have stolen at least one base in 90 of 136 games this season (66.18%) including a season-high stretch of 11 straight games from August 28 to September 9 ... and 45 games this season with two or more steals ... the team stole a season-high six bases on July 6 vs. Tulsa with a pair of five-steal games as well this season.
- The Naturals have pulled off a double steal 20 times, meaning 40 of 176 steals this year (22.72%) have come on a double-steal.
- Naturals players have stolen multiple bases in a game 17 times, SIX of those occasions being Maikel Garcia ... **Tucker Bradley** had the first three-steal game of the season (and of his career) on July 9 vs. Tulsa.
- Maikel Garcia's** 27 steals (in 30 attempts) still ranks sixth in the Texas League, **Nick Loftin's** 24 (in 27 attempts) ranks tied 10th in the league.

## RELIEF AID IN SEPTEMBER

Despite struggles for the Naturals' bullpen in much of 2022, September has been much kinder to the relievers, as the bullpen has a 4.14 ERA (25 ER in 54.1 IP) this month, topping the previous best single-month ERA of 4.64 in May.

- Walter Pennington** (5.0 innings), **Stephen Woods Jr.** (5.1 innings) have not allowed a run this month, while **Will Klein** (5.0 innings) has allowed just one earned run, and **Christian Chamberlain** (5.0 innings) and **Kasey Kalich** (3.1 innings) have allowed two earned runs this month
- Woods Jr. has been dominant since the start of July, with a 1.55 ERA (5 ER in 29.0 IP) over 18 appearances, the lowest ERA in that span among Naturals pitchers with at least 10.0 innings pitched OR seven appearances.

## FINALLY .500

For the first time since mid-June the Northwest Arkansas Naturals are playing .500 baseball, with a 14-14 record over the last 28 games, since August 17.

- In the last 28 games, the Naturals .267 (246-for-923) batting average as a team ranks third in the Texas League, ranks second in on-base percentage (.373) and third in OPS (.796) in the league in that time.
- 8 saves in the last 28 games is tied with Wichita for the most in the league.

## TYLER, THE CREATOR (Of Runs)

Naturals outfielder **Tyler Gentry** has been one of the best hitters in the Kansas City Royals' system this season, with an incredible impact since joining the Naturals in June.

- Among qualified full-season Minor League hitters, Gentry ranks 9TH in batting average (.326), 12TH in OPS (.964) and 13TH in on-base percentage (.422) when you combine his stats between Northwest Arkansas and Quad Cities (A+).
- He is the Royals' organization leader in batting average (.326), slugging percentage (.542) and OPS (.964), while he ranks second in on-base percentage (.422) behind Logan Porter's .443 ... his 86 runs batted in between the River Bandits and Naturals are the most in the system, while 131 hits, 21 home runs and 218 total bases all rank second.
- Gentry has reached base in 64 of 73 games (87.67%) ... he has hits in 50 of his 73 games with the Naturals, with already 28 multi-hit games.
- Since his call-up to Double-A on June 14, Gentry is batting .31 (88-for-274) with 16 doubles, 16 home runs and 63 runs batted in, with a .972 OPS ... he's driven in at least one run in 36 of 73 games, with 15 multi-RBI games.
- Since he arrived in the Texas League, Gentry has driven in the second-most runs (63), has the second-most total bases (152), is third in on-base percentage (.417), slugging percentage (.555) and OPS (.972), tied third in runs scored (57), fourth in hits (88) and home runs (16) and sixth in batting average (.321).
- Gentry has compiled the two of the longest on-base streaks among Naturals hitters this season, including a 28-game stretch that ended Sunday, the second-longest on-base streak in franchise history ... between July 30 and September 4, he hit .356 (36-for-101) with 10 extra-base hits and 20 walks, for a .485 on-base percentage over the last 28 games ... it is tied for the fifth-longest such streak in the Texas League this year.

## ALEXANDER THE GREAT

Infielder **CJ Alexander** has quickly heated up at the plate since joining the Naturals in a trade last month from Atlanta.

- When combining his number between the Naturals and Mississippi Braves (Double-A), he has a career-best 25 home runs and 85 runs batted in ... among all Double-A hitters this year, he ranks tied eighth in RBI and tied 10th in homers.
- In 45 games with the Naturals, the corner infielder is hitting .274 (49-for-180) with 19 extra-base hits (10 home runs) and 42 runs batted in, with 31 runs scored as well.
- He has reached base in 34 of 45 games with the Naturals, with hits in 22 of the 45 games, 15 of which are multi-hit performances, while he's driven in runs in 17 of 45 games, including already 12 multi-RBI games.
- With one games left, Alexander is within reach of joining an exclusive group, the 20-20-20 club ... in 113 games this year, he has homered 25 times, stolen 19 bases and doubled 18 times ... he is currently one of just nine players in MiLB with at least 25 home runs and 15 stolen bases.
- Alexander was named the Naturals' August Player of the Month ... over 21 games in the month of August, Alexander hit .297 (27-for-91) with eight home runs and 29 runs batted in ... 29 RBI led the Texas League and all Double-A hitters last month, tied second among all full-season Minor League hitters ... 8 HR were tied for the league lead and tied third in Double-A.

## END ON A HIGH NOTE

Today, the Naturals have a chance to do something they have not done all year ... win a series at home!

- Of the Naturals 11 home series this year, six have resulted in 3-3 splits, while five have been series losses.
- The Naturals have won four series this season, but all have been on the road ... 4/19-4/24 @ Frisco, 5/3-5/8 @ Springfield, 5/24-5/29 @ Midland and 6/7-6/12 @ Tulsa ... all four series wins came in the first half of the season.
- With yesterday's win, the Naturals secured a season series win over Frisco, the seventh victory of the 12 games the two teams play ... Midland (4-2) and Tulsa (13-11) are the only other teams the Naturals have won the season series with.

## NUMERICAL QUICK ROSTER

#	PLAYER	POS	B/T
1	Rave, John	OF	L/L
2	Cropley, Tyler	C	R/R
4	McCullough, Morgan	INF	L/R
7	Guzmán, Jeison	INF	R/R
8	Hernández, Diego	OF	L/L
9	Means, Jake	INF	R/R
11	Tresh, Luca	C	R/R
12	Bradley, Tucker (7-IL)	OF	L/L
13	Eldred, C.J.	RHP	S/R
14	Alcantara, Adrian	RHP	R/R
16	Glendinning, Robbie	INF	R/R
17	Castellano, Angelo	INF	R/R
19	Gentry, Tyler	OF	R/R
21	Lacy, Asa (7-IL)	LHP	L/L
22	Woods Jr., Stephen	RHP	R/R
25	Matias, Seuly	OF	R/R
26	Alexander, CJ	INF	L/R
27	Pennington, Walter	LHP	L/L
28	Sikkema, T.J.	LHP	L/L
31	Márquez, Emilio	LHP	L/L
32	Veneziano, Anthony	LHP	L/L
33	Klein, Will	RHP	R/R
34	Hoffmann, Andrew (DEV)	RHP	R/R
35	Webb, Nate	RHP	R/R
38	Biasi, Dante (DEV)	LHP	R/L
39	Kalich, Kasey	RHP	R/R
40	Bowlan, Jon	RHP	R/R
44	Stupiński, Gavin	INF/C	L/R
51	Chamberlain, Christian	LHP	L/L
53	Neuweiler, Charlie	RHP	R/R
55	Dipoto, Jonah	RHP	R/R
57	Lovelady, Richard	LHP	L/L

## ALPHABETICAL QUICK ROSTER

#	PLAYER	POS	B/T
14	Alcantara, Adrian	RHP	R/R
26	Alexander, CJ	INF	L/R
38	Biasi, Dante (DEV)	LHP	L/L
40	Bowlan, Jon	RHP	R/R
12	Bradley, Tucker (7-IL)	OF	L/L
17	Castellano, Angelo	INF	R/R
51	Chamberlain, Christian	LHP	L/L
2	Cropley, Tyler	C	R/R
55	Dipoto, Jonah	RHP	R/R
13	Eldred, C.J.	RHP	R/R
19	Gentry, Tyler	OF	R/R
16	Glendinning, Robbie	INF	R/R
7	Guzmán, Jeison	INF	S/R
8	Hernández, Diego	OF	L/L
34	Hoffmann, Andrew (DEV)	RHP	R/R
39	Kalich, Kasey	RHP	R/R
33	Klein, Will	RHP	R/R
21	Lacy, Asa (7-IL)	LHP	L/L
57	Lovelady, Richard	LHP	L/L
31	Márquez, Emilio	LHP	L/L
25	Matias, Seuly	OF	R/R
4	McCullough, Morgan	INF	L/R
9	Means, Jake	INF	R/R
53	Neuweiler, Charlie	RHP	R/R
27	Pennington, Walter	LHP	L/L
1	Rave, John	OF	L/L
28	Sikkema, T.J.	LHP	L/L
44	Stupiński, Gavin	INF/C	L/R
11	Tresh, Luca	C	R/R
32	Veneziano, Anthony	LHP	L/L
35	Webb, Nate	RHP	R/R
22	Woods Jr., Stephen	RHP	R/R

## BATTING

LEFTIES	6
RIGHTIES	7
SWITCH	1

## PITCHING

LEFTIES	8
RIGHTIES	10

## PRO-NUN-SEE-AY-SHUNS

4 MORGAN McCULLOUGH (*muh-KULL-uh*)

7 JEISON GUZMÁN (*Jason GOOZ-mahn*)

13 C.J. ELDRED (*el-DRID*)

14 ADRIAN ALCANTARA (*all-can-TAR-ah*)

16 ROBBIE GLENDINNING (*glin-DEN-ing*)

17 ANGELO CASTELLANO (*kass-tay-AHN-oh*)

21 ASA LACY (*AY-suh*)

25 SEULY MATIAS (*soo-lee mah-TEE-as*)

28 T.J. SIKKEMA (*SICK-um-uh*)

31 EMILIO MÁRQUEZ (*eh-MEE-lee-oh MAHR-keh-z*)

32 ANTHONY VENEZIANO (*va-nee-z-ee-ah-no*)

38 DANTE BIASI (*bee-AW-zee*)

39 KASEY KALICH (*call-ick*)

40 JON BOWLAN (*bowl-in*)

44 GAVIN STUPIENSKI (*stew-PIN-ski*)

53 CHARLIE NEUWEILER (*NEW-why-ler*)

55 JONAH DIPOTO (*dih-POH-to*)

BENCH COACH 23: MIKE JIRSCHLE (*jirsh-LEE*)

## NATURALS HARDWARE SHELF

### Players of the Month

⌘ TBD

### Pitchers of the Month (1)

- ⌘ **May: LHP Drew Parrish** ... started five games and went 3-1 with a 0.59 ERA (2 ER in 30.2 IP) ... only allowed 15 hits and four walks, while striking out 29 opposing hitters ... among qualified Texas League pitchers, threw the most innings and had the lowest ERA and WHIP (0.62), while holding opponents to a .144 average.

### Players of the Week (3)

- ⌘ **April 25 to May 1: 2B Michael Massey** ... hit .417 (10-for-28) across six games with a league-best 19 total bases and nine runs batted in, while tied for the Texas League lead with 10 hits. His 1.221 OPS ranked third among players with at least 20 at-bats, while his .417 average tied for second among that same group.
- ⌘ **May 23 to May 29: 2B Michael Massey** ... hit a league-best .481 (13-for-27) across six games in Midland, while tied for the league lead with 19 total bases. He drove in nine runs as well, doubling three times with one home run, a go-ahead grand slam on May 24 and collected multiple hits in each of the first five games of the series.
- ⌘ **June 27 to July 3: OF Tyler Gentry** ... hit .435 (10-for-23) with two doubles, four home runs and 11 runs batted in, which was tied for the most in the league. Recorded 24 total bases with a 1.043 slugging percentage 1.543 OPS.

### Pitchers of the Week (5)

- ⌘ **May 2 to May 8: LHP Drew Parrish** ... threw 7.0 scoreless innings on May 7 @ Springfield ... held the Cardinals to just two hits and one walk while striking out four. He retired the first eight he faced and the final five, with five 1-2-3 frames.
- ⌘ **May 9 to May 15: LHP Drew Parrish** ... threw 7.0 scoreless innings on May 13 vs. Wichita ... held the Wind Surge to just three hits and no walks while striking out nine. Between the second and sixth innings, he retired 13 straight batters, retiring the side 1-2-3 in the first inning, as well as the third through sixth.
- ⌘ **June 6 to June 12: LHP Anthony Veneziano** ... threw 7.0 scoreless innings in a complete-game shutout on June 9 @ Tulsa ... held the Drillers to just three hits and one walk while striking out five, on 79 pitches. Retired the final eight hitters he faced and 11 of the last 12, only needing five pitches for a 1-2-3 seventh inning to end the night.
- ⌘ **July 25 to July 31: LHP Dante Biasi** ... threw 5.0 scoreless innings on July 27 @ Wichita in an eventual 5-0 shutout win ... held the Wind Surge to just one hits and three walks while striking out five, on 79 pitches, his second straight scoreless start.
- ⌘ **August 22 to August 28: RHP Jon Bowlan** ... threw 5.0 scoreless innings on August 28 vs. Springfield in an eventual 7-2 win ... held the Cardinals to just two hits and two walks while striking out two, his first scoreless start.

## TOOLS TEAM

Three Naturals players were listed in *Baseball America's* 2022 Best Tools Survey of the Kansas City Royals' organization.

- RHP **Will Klein** is rated as having the "*Best Fastball*" in the system.
- LHP **Asa Lacy** is rated as having the "*Best Slider*" in the system.
- RF **Seuly Matias** is rated as having the "*Best Outfield Arm*" in the system.

## QUICK FACTS

Founded.....	2008
Colors.....	Navy Blue, Burgundy, Gold and White
League.....	Texas League (Since 2008)
Ownership.....	Rich Entertainment Group
General Manager.....	Justin Cole (9th Season)
Home Ballpark (Capacity).....	Arvest Ballpark (7,350, 6,500 seats)
Dimensions.....	LF- 327 LCF- 377 CF- 400 RCF- 378 RF- 325
Wall Heights.....	LF-LCF: 9 feet CF: 11 feet RCF-RF: 9 feet

## ROSTER BREAKDOWN
















Age 20.....	0	Native of Australia.....	1
Age 21.....	1	Native of Dominican Republic.....	4
Age 22.....	3	Native of United States.....	25
Age 23.....	6	Native of Venezuela.....	2
Age 24.....	9	Acquired by Royals via Free Agency.....	14
Age 25.....	3	(International).....	5
Age 26.....	5	(Minor League) ...7 (Undrafted).....	2
Age 27.....	4	Acquired by Royals via Trade.....	5
Age 28.....	1	Acquired by Royals via First Year Player Draft.....	13
Age 29.....	0	(High School).....	2
Average Age ....	24 Years 160 Days	(Rounds 1-5).....	7
Median Age .....	24	(2016-18 Drafts).....	3
		(2nd Year/College).....	0
		(Rounds 6-10).....	4
		(2019 Draft).....	5
		(3rd Year/College).....	11
		(Rounds 11-20).....	1
		(2020 Draft).....	4
		(4th+ Year/College).....	2
		(Rounds 21-40).....	3
		(2021 Draft).....	1

## ROYALS TOP-30 PROSPECTS (RANKING ACCORDING TO MLB PIPELINE)

6 of the Naturals 28 active players appear on a Top-30 Royals prospects ranking.

#	PLAYERS (POSITION)	OVERALL RANKING	BASEBALL AMERICA RANKING
8	Tyler Gentry (OF)		Royals 12 <sup>th</sup>
10	Asa Lacy (LHP) <i>7-Day IL</i>		Royals 10 <sup>th</sup>
11	Jon Bowlan (RHP)		Royals 8 <sup>th</sup>
16	Andrew Hoffmann (RHP) <i>Development List</i>		Royals 15 <sup>th</sup>
17	Luca Tresh (C)		Royals 18 <sup>th</sup>
18	T.J. Sikkema (LHP)		Royals 25 <sup>th</sup>
21	Alec Marsh (RHP)		Royals 13 <sup>th</sup>
22	Diego Hernández (OF)		Royals 30 <sup>th</sup>
25	Tucker Bradley (OF) <i>7-Day IL</i>		—

## UNIFORM RECORDS

 <b>Navy/Red (39-47)</b> Home: 20-24 Road: 20-23	 <b>Red (11-15)</b> Home: 0-0 Road: 11-15	 <b>White/Navy (4-10)</b> Home: 4-10 Road: 0-0	 <b>Los Naturales</b> Home: 1-2 Road: 0-0	 <b>Growlin' Chickens</b> Home: 1-1 Road: 0-0	 <b>Fauxback</b> Home: 0-1 Road: 0-0	 <b>July 4th</b> Home: 1-0 Road: 0-0	
 <b>White (20-21)</b> Home: 20-21 Road: 0-0	 <b>Grey (12-16)</b> Home: 0-0 Road: 12-16	 <b>Navy (25-34)</b> Home: 7-12 Road: 19-22	 <b>Los Naturales</b> Home: 1-2 Road: 0-0	 <b>Growlin' Chickens</b> Home: 1-1 Road: 0-0	 <b>Fauxback</b> Home: 0-1 Road: 0-0	 <b>Star Wars</b> Home: 1-0 Road: 0-0	 <b>Marvel</b> Home: 0-1 Road: 0-0
<b>HOME UNIFORM COMBINATIONS</b> Navy/Red Hat & White Jersey: 15-16 White Hat & White Jersey: 3-5 Red Hat & White Jersey: 0-0 Specialty/Theme Uniforms: 3-6				<b>ROAD UNIFORM COMBINATIONS</b> Navy/Red Hat & Grey Jersey: 8-5 Red Hat & Grey Jersey: 4-11 Navy/Red Hat & Navy Jersey: 12-18 Red Hat & Navy Jersey: 7-4			

## NATURALS IN-SEASON BIRTHDAYS

### APRIL (4)

4/14 – Walter Pennington (24)  
4/14 – Jake Means (26)  
4/25 – Kasey Kalich (24)  
4/28 – Emilio Márquez (24)

### MAY (5)

5/6 – Tucker Bradley (24)  
5/6 – C.J. Eldred (27)  
5/7 – Derrick Lewis (46)  
5/14 – Christian Colón (33)  
5/21 – Chris Widger (51)

### JUNE (2)

6/2 – Asa Lacy (23)  
6/10 – Stephen Woods Jr. (27)

### JULY (3)

7/17 – CJ Alexander (26)  
7/20 – Christian Chamberlain (23)  
7/25 – T.J. Sikkema (24)

### AUGUST (2)

8/20 – Noah Murdock (24)  
8/20 – Nate Webb (25)

### SEPTEMBER (3)

9/1 – Anthony Veneziano (25)  
9/3 – Jonah Dipoto (26)  
9/4 – Seuly Matias (24)





## 2022 BREAKING ROSTER

**Pitchers (16):** LHP Dante Biasi, LHP Holden Capps, RHP Christian Cosby, RHP Yefri Del Rosario, RHP Jonah Dipoto, RHP Zach Haake, LHP Asa Lacy, RHP Alec Marsh, LHP Drew Parrish, LHP Zack Phillips, RHP Andrés Sotillet, LHP Anthony Veneziano, RHP Nate Webb, RHP Zach Willeman, RHP Stephen Woods Jr. and LHP Ángel Zerpa

**Catchers (3):** Tyler Crolepy, Sebastian Rivero, Logan Porter

**Infielders (7):** Nate Eaton, Maikel Garcia, Robbie Glendinning, Ryan Grotjohn, Michael Massey, Jake Means, Gavin Stupiensi

**Outfielders (4):** Tucker Bradley, Nick Loftin, Seuly Matias, John Rave

## 1st HALF

- 4/4 Kansas City Royals announce Breaking Roster
- 4/8 LHP **Holden Capps** transferred to the development list  
INF **Gavin Stupiensi** transferred to the development list
- 4/12 RHP **Nate Webb** placed on the 7-day injured list
- 4/15 LHP **Holden Capps** activated from the development list
- 4/19 C **Tyler Crolepy** placed on the 7-day injured list  
RHP **Christian Cosby** placed on the 7-day injured list  
INF **Gavin Stupiensi** activated from the development list
- 4/21 LHP **Walter Pennington** transferred to NW Arkansas (AA) from Quad Cities (A+)
- 4/23 RHP **Zach Haake** placed on the 7-day injured list  
RHP **Patrick Halligan** transferred to NW Arkansas (AA) from Columbia (A)
- 4/26 RHP **Patrick Halligan** transferred to Quad Cities (A+) from NW Arkansas (AA)
- 4/28 RHP **Andrés Sotillet** transferred to Omaha (AAA) from NW Arkansas (AA)
- 5/3 INF **Ryan Grotjohn** transferred to the development list  
INF **Brhet Bewley** activated from the Quad Cities Injured List and transferred to NW Arkansas (AA)  
LHP **Patrick Smith** transferred to NW Arkansas (AA) from Quad Cities (A+)  
LHP **Marcelo Martinez** transferred to NW Arkansas (AA) from Omaha (AAA)
- 5/8 C **Sebastian Rivero** recalled by Kansas City (MLB) from NW Arkansas (AA)
- 5/9 C **Sebastian Rivero** optioned to NW Arkansas (AA)  
C **Sebastian Rivero** recalled by Kansas City (MLB) from NW Arkansas (AA)
- 5/10 LHP **Asa Lacy** placed on the 7-day injured list  
INF **Ryan Grotjohn** activated from the Development List
- 5/13 C **Sebastian Rivero** optioned to NW Arkansas (AA)
- 5/14 LHP **Patrick Smith** transferred to the development list  
RHP **Will Klein** activated from the 7-day injured list
- 5/17 C **Sebastian Rivero** recalled by Kansas City (MLB) from NW Arkansas (AA)
- 5/21 LHP **Marcelo Martinez** transferred to Omaha (AAA) from NW Arkansas (AA)
- 5/24 LHP **Patrick Smith** transferred to Quad Cities (A+) from NW Arkansas (AA)  
RHP **Andrés Sotillet** transferred to NW Arkansas (AA) from Omaha (AAA)
- 5/26 OF **John Rave** transferred to Omaha (AAA) from NW Arkansas (AA)  
INF **Nate Eaton** transferred to Omaha (AAA) from NW Arkansas (AA)
- 5/28 C **Sebastian Rivero** optioned to NW Arkansas (AA)
- 5/31 RHP **Christian Cosby** activated from the 7-day injured list  
LHP **Christian Chamberlain** transferred to NW Arkansas (AA) from Quad Cities (A+)  
RHP **Zach Willeman** transferred to Omaha (AAA) from NW Arkansas (AA)
- 6/1 OF **Parker Bates** transferred to NW Arkansas (AA) from Quad Cities (A+)  
RHP **Andrés Sotillet** transferred to Omaha (AAA) from NW Arkansas (AA)
- 6/3 LHP **Drew Parrish** transferred to Omaha (AAA) from NW Arkansas (AA)  
RHP **Noah Murdock** transferred to NW Arkansas (AA) from Quad Cities (A+)
- 6/4 OF **John Rave** transferred to NW Arkansas (AA) from Omaha (AAA)
- 6/7 OF **Parker Bates** transferred to Quad Cities (A+) from NW Arkansas (AA)
- 6/10 RHP **Andrés Sotillet** transferred to NW Arkansas (AA) from Omaha (AAA)  
LHP **Ángel Zerpa** recalled by Kansas City (MLB) from NW Arkansas (AA)
- 6/12 LHP **Ángel Zerpa** optioned to NW Arkansas (AA)  
OF **Seuly Matias** placed on the 7-day injured list
- 6/14 INF **Michael Massey** transferred to Omaha (AAA) from NW Arkansas (AA)  
OF **Tyler Gentry** transferred to NW Arkansas (AA) from Quad Cities (A+)  
C **Tyler Crolepy** activated from the 7-day injured list  
LHP **Gabe Speier** transferred to NW Arkansas (AA) on Major League Rehab  
RHP **Matt Peacock** transferred to NW Arkansas (AA) on Major League Rehab
- 6/17 LHP **Gabe Speier** returned from Rehab Assignment to Kansas City (MLB) from NW Arkansas (AA)  
RHP **Matt Peacock** returned from Rehab Assignment to Kansas City (MLB) from NW Arkansas (AA)
- 6/19 OF **Seuly Matias** activated from the on the 7-day injured list  
C **Gavin Stupiensi** transferred to the development list  
LHP **Jake Brentz** transferred to NW Arkansas (AA) on Major League Rehab
- 6/23 RHP **Christian Cosby** transferred to Quad Cities (A+) from NW Arkansas (AA)  
LHP **Marcelo Martinez** transferred to NW Arkansas (AA) from Omaha (AAA)
- 6/24 LHP **Jake Brentz** returned to Kansas City (MLB) from his rehab assignment.
- 6/25 LHP **Marcelo Martinez** transferred to Omaha (AAA) from NW Arkansas (AA)

## 2nd HALF

- 6/27 LHP **Holden Capps** released  
LHP **Eric Skoglund** reinstated from AAA rehab assignment and transferred to NW Arkansas (AA)
- 6/30 RHP **Nate Webb** returned from rehab assignment and activated off the 7-day injured list
- 7/9 RHP **Yefri Del Rosario** transferred to the development list  
RHP **Zach Haake** returned from rehab assignment and activated off the 7-day injured list
- 7/11 LHP **Ángel Zerpa** recalled by Kansas City (MLB) from NW Arkansas (AA)  
RHP **Andrew Hoffmann** acquired in trade from Atlanta and assigned to NW Arkansas (AA)  
INF **CJ Alexander** acquired in trade from Atlanta and assigned to NW Arkansas (AA)
- 7/12 LHP **Ángel Zerpa** optioned to NW Arkansas (AA)  
RHP **Stephen Woods Jr.** transferred to Omaha (AAA) from NW Arkansas (AA)  
OF **John Rave** transferred to Omaha (AAA) from NW Arkansas (AA)  
INF **Morgan McCullough** transferred to NW Arkansas (AA) from Quad Cities (A+)  
LHP **Zack Phillips** transferred to the development list  
INF **Ryan Grotjohn** transferred to the development list  
C/INF **Gavin Stupiensi** activated from the Development List
- 7/14 INF **Maikel Garcia** recalled by Kansas City (MLB) from NW Arkansas (AA) as substitute player  
C **Sebastian Rivero** recalled by Kansas City (MLB) from NW Arkansas (AA) as substitute player  
LHP **Ángel Zerpa** recalled by Kansas City (MLB) from NW Arkansas (AA) as substitute player  
LHP **Asa Lacy** returned from rehab assignment and activated off the 7-day injured list  
LHP **Emilio Márquez** transferred to NW Arkansas (AA) from Quad Cities (A+)
- 7/15 LHP **Ángel Zerpa** returned to NW Arkansas (AA)
- 7/18 LHP **Ángel Zerpa** optioned and transferred to Omaha (AAA) from NW Arkansas (AA)  
LHP **Eric Skoglund** transferred to Omaha (AAA) from NW Arkansas (AA)  
OF **John Rave** transferred to NW Arkansas (AA) from Omaha (AAA)  
RHP **Stephen Woods Jr.** transferred to NW Arkansas (AA) from Omaha (AAA)  
INF **Maikel Garcia** optioned to NW Arkansas (AA) from Kansas City (MLB)  
C **Sebastian Rivero** optioned to NW Arkansas (AA) from Kansas City (MLB)  
C/INF **Gavin Stupiensi** transferred to the development list  
LHP **Emilio Márquez** transferred to Quad Cities (A+) from NW Arkansas (AA)  
INF **Morgan McCullough** transferred to Quad Cities (A+) from NW Arkansas (AA)
- 7/22 RHP **Yefri Del Rosario** activated from the Development List
- 7/26 RHP **Andrés Sotillet** transferred to Omaha (AAA) from NW Arkansas (AA)  
RHP **Jon Bowlan** transferred to NW Arkansas (AA) from Quad Cities (A+)  
LHP **Zack Phillips** activated off Development list and transferred to Quad Cities (A+) from NW Arkansas (AA)
- 7/28 INF **Maikel Garcia** recalled by Kansas City (MLB) from NW Arkansas (AA)
- 7/29 LHP **T.J. Sikkema** transferred to NW Arkansas (AA) from Quad Cities (A+)
- 8/1 INF **Ryan Grotjohn** released  
INF **Morgan McCullough** transferred to NW Arkansas (AA) from Quad Cities (A+)  
RHP **Noah Murdock** transferred to the development list
- 8/3 C **Sebastian Rivero** recalled by Kansas City (MLB) from NW Arkansas (AA)
- 8/9 C **Logan Porter** transferred to Omaha (AAA) from NW Arkansas (AA)  
INF/OF **Nick Loftin** transferred to Omaha (AAA) from NW Arkansas (AA)  
INF **Angelo Castellano** transferred to NW Arkansas (AA) from Omaha (AAA)  
C **Luca Tresh** transferred to NW Arkansas (AA) from Quad Cities (A+)  
OF **Diego Hernández** transferred to NW Arkansas (AA) from Quad Cities (A+)
- 8/10 C **Sebastian Rivero** optioned to NW Arkansas (AA) from Kansas City (MLB)  
LHP **Christian Chamberlain** transferred to the development list
- 8/12 RHP **Alec Marsh** transferred to the development list  
RHP **Kasey Kalich** transferred to NW Arkansas (AA) from Quad Cities (A+)
- 8/14 LHP **Anthony Veneziano** transferred to the development list
- 8/17 RHP **Alec Marsh** activated from the development list
- 8/18 LHP **Walter Pennington** placed on the Injured List  
LHP **Emilio Márquez** transferred to NW Arkansas (AA) from Quad Cities (A+)
- 8/22 INF **Brhet Bewley** released  
INF **Jeison Guzmán** transferred to NW Arkansas (AA) from ACL Royals (R)
- 8/23 LHP **Dante Biasi** transferred to the development list  
RHP **C.J. Eldred** activated from 60-Day Injured List  
C **Sebastian Rivero** recalled by Kansas City (MLB) from NW Arkansas (AA)
- 8/25 LHP **Anthony Veneziano** activated from the development list  
LHP **Asa Lacy** placed on the 7-day injured list
- 8/30 LHP **Zach Haake** transferred to Omaha (AAA) from NW Arkansas (AA)
- 9/1 LHP **Walter Pennington** activated from the 7-day injured list
- 9/2 RHP **Yefri Del Rosario** transferred to Omaha (AAA) from NW Arkansas (AA)
- 9/4 LHP **Christian Chamberlain** activated from the development list
- 9/7 C/INF **Gavin Stupiensi** activated from the development list
- 9/8 OF **Tucker Bradley** placed on the 7-day injured list  
RHP **Charlie Neuweiler** transferred to NW Arkansas (AA) from Quad Cities (A+)
- 9/13 RHP **Andrew Hoffmann** transferred to the development list
- 9/14 RHP **Adrian Alcantara** transferred to NW Arkansas (AA) from Quad Cities (A+)
- 9/18 RHP **Alec Marsh** transferred to Omaha (AAA) from NW Arkansas (AA)  
LHP **Richard Lovelady** transferred to NW Arkansas (AA)



## #36 CHRIS WIDGER • MANAGER

- Chris Widger will manage the Naturals after guiding the River Bandits to a High-A Central championship in their first season as a Kansas City affiliate in 2021. In doing so, he was named the Minor League Manager of the Year by *Baseball America* following the 2021 season.
- 2022 marks Widger's seventh year in the Royals' organization, as he was slated to manage Advanced-A Wilmington in 2020 and led Burlington to the Appalachian League Championship Series in his first season as Manager in 2019. Prior to that, he was Wilmington's Bench Coach from 2016-18.
- Before joining the Royals organization, he managed the Independent League Camden Riversharks in 2015 and was their Pitching Coach from 2012-14.
- A third-round pick by Seattle in the 1992 Draft, Widger played in parts of 10 seasons in the Majors with the Mariners (1995-96, 2000), Expos (1997-2000), Yankees (2002), Cardinals (2003), White Sox (2005-06) and Orioles (2006), winning a World Series with Chicago in 2005.
- Widger and his wife, Whitney, reside in Pennsville, N.J., with their children: C.J., Ashlynn and Skylar.



## #43 DERRICK LEWIS • PITCHING COACH

- Derrick Lewis is in his third season with the Royals' organization and second as pitching coach at Northwest Arkansas.
- He spent the previous 16 seasons in the Atlanta Braves' organization, the first 14 as a Minor League pitching coach and the last two as the Pitching Coordinator.
- Pitching coach timeline: 2004-07: GCL Braves (Gulf Coast League, RK)... 2008-10: Danville Braves (Appalachian League, RK)... 2011-13: Rome Braves (South Atlantic League, A)... 2014: Lynchburg Hillcats (Carolina League, A+)... 2015-2016: Carolina Mudcats (Carolina League, A+)... 2017: Mississippi Braves (Southern League, AA)
- He played seven seasons in the Braves' organization from 1997-2003, after being selected in the 20th round of the 1997 draft.
- Lewis and his wife, Roslyn, reside in Charlotte, North Carolina, with their daughter, Skye and Son, Lake.



## #6 ABRAHAM NÚÑEZ • HITTING COACH

- Abraham Núñez enters his fourth season as Northwest Arkansas' hitting coach after serving in the same capacity with High-A Wilmington (2015-2018), Class-A Lexington (2014), Rookie Advanced Burlington (2013) and the Dominican Royals (2012).
- Núñez played for parts of 12 seasons in the Majors with the Pirates (1997-2004), Cardinals (2005), Phillies (2006-2007) and Mets (2008). A switch-hitter, he owns a career average of .242 as a utility infielder in the big leagues, primarily playing third base, but could play all four infield positions.
- His best season came in 2005 when he batted .285 in 139 games for the National League Champion St. Louis Cardinals.
- Lifetime .346 (9-for-28) hitter in the postseason, including the 2005 National League Championship Series with St. Louis when he hit .385, though did not play in the World Series.
- Born in Santo Domingo, Dominican Republic, he now resides in Hudson, Massachusetts.



## #24 CHRISTIAN COLÓN • ASSISTANT HITTING COACH

- Christian Colón returns to the organization as the Naturals Assistant Hitting Coach in 2022, following a 12-year professional career.
- He was the Royals first-round pick in the 2010 MLB Draft, scored the winning run in the 2014 AL Wild Card game and had the game-winning hit in the title-clinching Game 5 of the 2015 World Series.
- After being drafted in 2010, Colón ascended to Northwest Arkansas by 2011 and between 2011, 2012 and 2014, played 202 games for the Naturals ... In 2011, Colón led the Texas League in sacrifices (21), while leading the team in at-bats (491) and hits (126). His 21 sacrifices that season are the most a Naturals player has ever recorded in a single season, while 28 overall are tied for the club record.
- During his playing career, he made stops in Miami (2017) and Cincinnati (2019-20) ... spent 2021 with the Rich Baseball-owned Buffalo Bisons (Triple-A, Toronto) before announcing his retirement.
- He also played in parts of four seasons in the Puerto Rican Winter League.
- Christian lives in Cave Springs, Ark. (15 minutes North of Arvest Ballpark) with his wife, Kayla, and three daughters, Marley, Mia and Lucy.



## #23 MIKE JIRSCHLE • BENCH COACH

- Mike Jirschele enters his first season as the Bench Coach for Northwest Arkansas after spending last season in the same role for Manager Chris Widger in Quad Cities.
- He served as a Special Assistant to the General Manager in 2020 and was on the Royals coaching staff as the Third Base Coach from 2014-19 and won the World Series in 2015.
- Jirschele previously managed the Triple-A Omaha franchise for 11 seasons (2003-13), leading the team to four division titles, three-straight trips to the Pacific Coast League championship round (2011-13), two PCL titles (2011, 2013) and a Triple-A Championship in 2013.
- He earned the 2011 Mike Coolbaugh Award for outstanding baseball work ethic, knowledge of the game and skill in mentoring young players on the field.
- Prior to his 11-year stint with Omaha, he served as the Royals Minor League Infield Coordinator for four years (1998-2002), while he held managerial positions with Omaha (1995-97), Wilmington (1994), Rockford (1993) and the Gulf Coast Royals (1992).
- Jirschele was originally selected by the Texas Rangers in the fifth round of the 1977 MLB Draft and played in 999 minor league games over 13-plus seasons in the Rangers and Royals systems.



## DANNY ACCOLA • CERTIFIED ATHLETIC TRAINER

- Danny Accola is entering his seventh season with the Royals organization and first as the certified athletic trainer with the Naturals, after serving in the same role with the Quad Cities in 2021, where he was named the High-A Central Athletic Trainer of the Year by PBATS (Professional Baseball Athletic Trainers Society).
- He was slated to serve in that role with Wilmington in 2020 and previously filled those roles with Lexington in 2019, Burlington from 2017-18 and with Surprise in 2016.
- Accola graduated from the University of Central Missouri in 2014 and previously held an athletic training internship with the Denver Broncos in 2013.



## C.J. MIKKELSEN • STRENGTH & CONDITIONING COACH

- C.J. Mikkelsen will serve as the Northwest Arkansas Strength & Conditioning Coach for the second consecutive season, after being slated to fill that same role at Idaho Falls in 2020.
- He graduated in December 2019 with a master's degree in sports physiology from Texas A&M University, where he also worked as a Sports Performance Graduate Intern.
- Mikkelsen earned his bachelor's degree in exercise and wellness from Arizona State University in 2016. He resides in Desert Hills, Arizona.



DREW EPPERSON  
VIDEO COORDINATOR



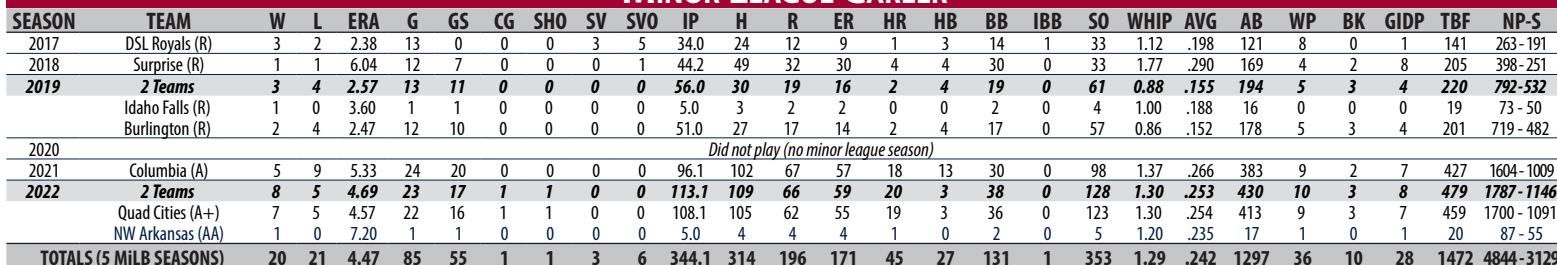
MITCH MEYER  
VIDEO COORDINATOR



Adrian Alcantara - Pitching - Stat Splits - 2022 - Regular Season (High-A Quad Cities)																										
Split	Team	W	L	ERA	G	GS	CG	SHO	SV	IP	H	R	ER	HR	HB	BB	IBB	SO	WHIP	AVG	AB	WP	BK	GIDP	TBF	NP-S
Home Games	QC	4	2	4.21	11	9	1	1	0	57.2	59	28	27	11	2	15	0	66	1.28	.266	222	3	1	3	242	906 - 582
Away Games	QC	3	3	4.97	11	7	0	0	0	50.2	46	34	28	8	1	21	0	57	1.32	.241	191	6	2	4	217	794 - 509
Day Games	QC	1	1	7.15	6	3	0	0	0	22.2	21	21	18	5	2	15	0	33	1.59	.241	87	3	0	0	107	429 - 269
Night Games	QC	6	4	3.89	16	13	1	1	0	85.2	84	41	37	14	1	21	0	90	1.23	.258	326	6	3	7	352	1271 - 822
On Grass	QC	5	5	4.91	20	14	1	1	0	95.1	97	57	52	18	3	33	0	114	1.36	.261	371	8	3	4	411	1530 - 986
On Turf	QC	2	0	2.08	2	2	0	0	0	13.0	8	5	3	1	0	3	0	9	0.85	.190	42	1	0	3	48	170 - 105
April	QC	2	0	2.40	4	0	0	0	0	15.0	14	7	4	0	1	7	0	18	1.40	.233	60	1	0	1	68	271 - 166
May	QC	0	3	7.06	5	4	0	0	0	21.2	32	18	17	4	0	7	0	22	1.80	.337	95	4	1	1	102	358 - 227
June	QC	0	1	8.78	3	2	0	0	0	13.1	14	13	13	6	1	5	0	18	1.43	.286	49	2	0	1	58	225 - 147
July	QC	2	1	2.91	4	4	1	1	0	21.2	12	9	7	2	1	8	0	21	0.92	.167	72	0	1	1	84	328 - 208
August	QC	3	0	3.64	5	5	0	0	0	29.2	27	12	12	5	0	9	0	38	1.21	.243	111	2	1	3	121	438 - 286
September	QC	0	0	2.57	1	1	0	0	0	7.0	6	3	2	2	0	0	0	6	0.86	.231	26	0	0	0	26	80 - 57
On Tuesdays	QC	2	1	3.72	6	6	0	0	0	36.1	37	16	15	6	0	5	0	41	1.16	.261	142	3	2	2	148	499 - 340
On Wednesdays	QC	0	1	4.85	3	2	0	0	0	13.0	15	8	7	3	0	6	0	14	1.62	.300	50	1	0	2	56	215 - 124
On Thursdays	QC	3	0	3.31	3	2	0	0	0	16.1	14	8	6	2	0	4	0	13	1.10	.230	61	1	0	1	67	241 - 154
On Saturdays	QC	1	2	3.86	5	3	1	1	0	23.1	21	12	10	3	2	9	0	24	1.29	.241	87	1	1	2	99	388 - 244
On Sundays	QC	1	1	7.91	5	3	0	0	0	19.1	18	18	17	5	1	12	0	31	1.55	.247	73	3	0	0	89	357 - 229
In games following a win	QC	2	2	4.54	8	5	0	0	0	35.2	35	19	18	3	0	16	0	47	1.43	.250	140	5	1	2	156	593 - 375
In games following a loss	QC	5	3	4.58	14	11	1	1	0	72.2	70	43	37	16	3	20	0	76	1.24	.256	273	4	2	5	303	1107 - 716
Starter	QC	5	4	4.66	16	16	1	1	0	87.0	83	48	45	18	2	24	0	97	1.23	.254	327	6	3	6	359	1313 - 857
Reliever	QC	2	1	4.22	6	0	0	0	0	21.1	22	14	10	1	1	12	0	26	1.59	.256	86	3	0	1	100	387 - 234

Adrian Alcantara - Opposing Hitting - Stat Splits - 2022 - Regular Season (High-A Quad Cities)																						
Split	Team	AVG	G	AB	R	H	2B	3B	HR	RBI	BB	IBB	SO	SB	CS	OBP	SLG	OPS	HBP	SAC	SF	GIDP
vs Left	QC	.266	21	169		45	10	1	8	23	13	0	39			.326	.479	.805	2	1	0	4
vs Right	QC	.246	22	244		60	13	2	11	34	23	0	84			.308	.451	.759	1	1	5	3
Team is ahead	QC	.226	14	177		40	12	2	4	18	12	0	53			.269	.384	.653	0	0	4	2
Team is behind	QC	.273	15	143		39	8	1	7	23	16	0	44			.358	.490	.848	3	1	0	3
Score is tied	QC	.280	16	93		26	3	0	8	16	8	0	26			.333	.570	.903	0	1	1	2
Batting First	QC	.327	22	52		17	4	0	3	7	6	0	15			.397	.577	.974	0	0	0	0
Batting Second	QC	.265	22	49		13	2	1	3	10	4	0	10			.333	.531	.864	1	1	0	1
Batting Third	QC	.200	22	45		9	2	1	2	10	8	0	13			.315	.422	.737	0	0	1	1
Batting Fourth	QC	.260	22	50		13	3	0	3	6	2	0	17			.283	.500	.783	0	0	1	2
Batting Fifth	QC	.208	22	48		10	3	1	1	4	4	0	14			.283	.375	.658	1	0	0	1
Batting Sixth	QC	.311	22	45		14	4	0	2	11	4	0	15			.353	.533	.886	0	0	2	1
Batting Seventh	QC	.233	22	43		10	3	0	3	5	4	0	14			.292	.512	.804	0	0	1	0
Batting Eighth	QC	.238	22	42		10	1	0	1	3	1	0	10			.273	.333	.606	1	0	0	1
Batting Ninth	QC	.231	22	39		9	1	0	1	1	3	0	15			.286	.333	.619	0	1	0	0
Leading Off	QC	.245	22	98		24	9	0	6	6	9	0	27			.315	.520	.835	1	0	0	0
First Inning	QC	.302	16	63	13	19	4	0	6	12	6	0	18	1	0	.357	.651	1.008	0	1	1	2
Second Inning	QC	.170	16	53	1	9	0	0	1	1	3	0	13	2	1	.214	.226	.440	0	0	0	2
Third Inning	QC	.297	17	64	10	19	2	1	4	9	7	0	19	1	0	.375	.547	.922	1	0	0	0
Fourth Inning	QC	.185	18	65	5	12	4	0	1	6	6	0	22	3	0	.254	.292	.546	0	0	0	2
Fifth Inning	QC	.309	19	68	17	21	5	0	6	17	6	0	24	4	1	.359	.647	1.006	1	1	3	1
Sixth Inning	QC	.245	12	49	10	12	4	1	1	9	3	0	13	1	1	.296	.429	.725	1	0	1	0
Seventh Inning	QC	.258	9	31	4	8	1	1	0	2	4	0	7	2	0	.343	.355	.698	0	0	0	0
Eighth Inning	QC	.250	3	12	1	3	2	0	0	1	0	0	5	0	0	.250	.417	.667	0	0	0	0
Ninth Inning	QC	.250	2	8	1	2	1	0	0	0	1	0	2	0	0	.333	.375	.708	0	0	0	0
Bases Empty	QC	.253	22	241		61	13	0	13	13	22	0	71			.323	.469	.792	3	0	0	0
Runner at 1st	QC	.258	21	66		17	3	0	2	5	3	0	21			.290	.394	.684	0	1	0	5
Runner at 2nd	QC	.308	20	39		12	2	1	1	6	7	0	8			.413	.487	.900	0	1	0	0
Runner at 3rd	QC	.167	14	18		3	1	0	1	7	1	0	7			.190	.389	.579	0	0	2	0
Runners at 1st & 2nd	QC	.208	12	24		5	3	2	0	9	1	0	8			.240	.500	.740	0	0	0	0
Runners at 1st & 3rd	QC	.333	14	15		5	0	0	2	13	1	0	4			.316	.733	1.049	0	0	3	1
Runners at 2nd & 3rd	QC	.250	4	8		2	1	0	0	4	1	0	4			.333	.375	.708	0	0	0	0
Bases Loaded	QC	.000	2	2		0	0	0	0	0	0	0	0			.000	.000	.000	0	0	0	1
Runners On	QC	.256	22	172		44	10	3	6	44	14	0	52			.304	.453	.757	0	2	5	7
Scoring Position	QC	.255	22	106		27	7	3	4	39	11	0	31			.311	.491	.802	0	1	5	2
No Outs	QC	.257	22	144		37	12	0	8	15	12	0	42			.316	.507	.823	1	2	1	3
One Out	QC	.269	22	134		36	3	1	2	16	15	0	36			.342	.351	.693	2	0	4	4
Two Outs	QC	.237	22	135		32	8	2	9	26	9	0	45			.285	.526	.811	0	0	0	0
Late / Close	QC	.429	3	7		3	1	0	0	0	2	0	2			.556	.571	1.127	0	0	0	0
Ahead in Count	QC	.173	22	156		27	3	1	5	15	0	0	77			.182	.301	.483	2	0	1	1
Behind in Count	QC	.306	22	108		33	6	2	6	19	36	0	13			.479	.565	1.044	1	1	1	3
0-0 Count	QC	.379	20	58		22	6	0	5	13	0	0	0			.373	.741	1.114	0	1	1	1
0-1 Count	QC	.325	19	40		13	1	1	2	5	0	0	0			.349	.550	.899	2	0	1	1
0-2 Count	QC	.022	19	45		1	0	0	1	1	0	0	35			.022	.089	.111	0	0	0	0
1-0 Count	QC	.387	17	31		12	2	1	2	8	0	0	0			.387	.710	1.097	0	1	0	1
1-1 Count	QC	.393	17	28		11	6	0	1	6	0	0	0			.367	.714	1.081	0	0	2	1
1-2 Count	QC	.183	21	71		13	2	0	2	9	0	0	42			.183	.296	.479	0	0	0	0
2-0 Count	QC	.278	13	18		5	1	0	2	5	0	0	0			.278	.667	.945	0	0	0	0
2-1 Count	QC	.286	10	14		4	1	0	1	1	0	0	0			.286	.571	.857	0	0	0	1
2-2 Count	QC	.190	22	63		12	2	0	2	4	0	0	33			.190	.317	.507	0	0	0	1
3-0 Count	QC	.000	6	3		0	0	0	0	0	3	0	0			.500	.000	.500	0	0	0	0
3-1 Count	QC	.250	13	8		2	0	0	0	0	12	0	0			.700	.250	.950	0	0	0	0
3-2 Count	QC	.294	21	34		10	2	1	1	5	21	0	13			.561	.500	1.061	1	0	1	1







## PLAYER

### 13 C.J. ELDRED

RHP • R/R • 6'2" • 225 lbs • 5/6/1995 (27)  
Signed 8/7/2017 as an Undrafted Free Agent (U. of Iowa)  
Born: Milwaukee, Wisconsin • Resides: Mount Vernon, Iowa

### 14 ADRIAN ALCANTARA

RHP • R/R • 6'1" • 178 lbs • 8/29/1999 (23)  
Signed 3/6/2017 as an International Free Agent  
Born/Resides: Santo Domingo, Dominican Republic

### 22 STEPHEN WOODS JR.

RHP • R/R • 6'1" • 200 lbs • 6/10/1995 (27)  
Traded from Tampa Bay – 7/21/2020  
Born: New Hyde Park, N.Y. • Resides: Huntington Station, N.Y.

### 27 WALTER PENNINGTON

LHP • L/L • 6'2" • 205 lbs • 4/14/1998 (24)  
Signed 8/19/2020 as an Undrafted League Free Agent  
Born: Englewood, Colorado • Resides: Broomfield, Colorado

### 28 T.J. SIKKEMA

LHP • L/L • 6'0" • 221 lbs • 7/25/1998 (24)  
Traded from New York (AL) – 7/25/2022  
Born: Clinton, Iowa • Resides: DeWitt, Iowa

### 31 EMILIO MARQUEZ

LHP • L/L • 5'8" • 170 lbs • 4/28/1998 (24)  
Signed 3/4/2018 as an International Free Agent  
Born: Upatá, Venezuela • Resides: Bolívar, Venezuela

### 32 ANTHONY VENEZIANO

LHP • L/L • 6'6" • 200 lbs • 9/1/1997 (24)  
2019 MLB Draft – Round 10 (Coastal Carolina)  
Born/Resides: Hackettstown, New Jersey

### 33 WILL KLEIN

RHP • R/R • 6'5" • 230 lbs • 11/28/1999 (22)  
2020 MLB Draft – Round 5 (Eastern Illinois)  
Born: Maryville, Tennessee • Resides: Bloomington, Indiana

### 35 NATE WEBB

RHP • R/R • 6'2" • 215 • 8/20/1997 (25)  
2016 MLB Draft – Round 34 (Lee's Summit North HS)  
Born: Kansas City, MO • Resides: Lee's Summit, MO

### 39 KASEY KALICH

RHP • R/R • 6'3" • 225 lbs • 4/25/1998 (24)  
Traded from Atlanta – 7/30/2021  
Born/Resides: Victoria, Texas

### 40 JON BOWLAN

RHP • R/R • 6'6" • 240 • 12/1/196 (25)  
2018 MLB Draft – Round 2 (University of Memphis)  
Born/Resides: Arlington, Tennessee

### 51 CHRISTIAN CHAMBERLAIN

LHP • L/L • 5'10" • 173 lbs • 7/20/1999 (23)  
2020 MLB Draft – Round 4 (Oregon State)  
Born: Grand Junction, Colorado • Resides: Reno, Nevada

### 53 CHARLIE NEUWEILER

RHP • R/R • 6'1" • 205 lbs • 2/8/1999 (23)  
2017 MLB Draft – Round 5 (Monsignor McClancy Memorial HS)  
Born/Resides: Queens, New York

### 55 JONAH DIPOTO

RHP • R/R • 6'1" • 225 • 9/3/1996 (26)  
2019 MLB Draft – Round 35 (University of Calif. San Diego)  
Born: Queens, New York • Resides: San Diego, California

### 57 RICHARD LOVELADY

LHP • L/L • 6'0" • 185 • 4/7/1995 (27)  
Signed 12/1/2021 as a Minor League Free Agent  
Born: Hinesville, Georgia • Resides: Glendale, Arizona

## QUICK NOTES

- 2022: Began the season on NWA 60-day IL after having surgery on his right foot in March ... sent on rehab assignment to ACL Royals (R) on 8/2, activated 8/23 ... in five rehab games, struck out nine with 4.50 ERA (5 ER in 10.0 IP) ... 8.2 inning scoreless inning streak ended 9/14.
- 2021: Pitched in 16 games (5 starts) between the ACL Royals (R), Columbia (A), Quad Cities (A+) and NW Arkansas (AA) and combined to 5-1 with a 6.20 ERA (37 ER in 53.2 IP) and 60 strikeouts ... assigned to NWA on 9/2 and threw a pair of 3.0-inning scoreless outings with 10 combined strikeouts in his first two Double-A games.
- MISC: Is on the on Royals pitching coach Cal Eldred ... worked out with former Iowa teammate Tyler Copley in 2020, which led to Copley getting signed by the Royals.
- 4SFB, CUT, CB, CH | CONSECUTIVE BATTERS RETIRED: 1 (9/16/2022) SCORELESS STREAK: 2.0 IP (9/16/2022)
- 2022: Assigned to NWA 9/13 from Quad Cities (A+) ... pitched in 22 games for the River Bandits (16 starts) and went 7-5 with a 4.57 ERA (55 ER in 108.1 IP) ... first five appearances of the year came in relief before moving to the rotation ... Quad Cities went 8-0 in his last eight starts, featuring SIX quality starts.
- 2021: Started a career high 20 games for Columbia (A) and went 4-9 with a 5.33 ERA (57 ER in 96.1 IP), also making four appearances out of the bullpen ... led the team in strikeouts (98) and of innings pitched (96.1 IP) ... recipient of the Royals' Carlos Fortuna Award, for a player dedicated to improving his English, work ethic and conduct.
- 2019: Began the season with one start at Idaho Falls (R) before finishing the year with Burlington (R), including their run into the Appalachian League playoffs ... named the Burlington Pitcher of the Year, recording a 2.47 ERA (14 ER in 51.0 IP) with a .152 opponent's average (27 H in 178 AB) across 12 appearances (10 starts) with the B-Royals.
- 4SFB, CB, CH | CONSECUTIVE BATTERS RETIRED: 2 (9/13/2022) SCORELESS STREAK: 0.2 IP (9/13/2022)
- 2022: 19 of 38 outings this year have been scoreless, including 15 of his last 21 games ... in 18 games since July 1, has a 1.55 ERA (5 ER in 29.0 IP) with 38 K ... promoted to Omaha (AAA) on 7/12, returned to NWA 7/19 ... pitched in one Triple-A game, 7/17 @ Rochester and struck out two in a scoreless inning.
- 2021: Spent the entire season with NW Arkansas (AA), beginning the season as a starting pitcher and finishing the year as a reliever ... in 22 games (7 starts, 15 relief appearances), went 5-7 with a 7.42 ERA (39 ER in 47.1 IP), while walking 45 and striking out 48.
- 2018-19: Missed 2018 due to injury, went 9-3 in 2019 ... selected by Kansas City with the fourth overall pick in the Rule 5 Draft (12/12/2019).
- 2016-17: Played two seasons in the Giants organization, reaching Class-A, traded to Tampa Bay December 20 in the 38 Evan Longoria deal.
- 4SFB, SL, CB, CH | CONSECUTIVE BATTERS RETIRED: 2 (9/17/2022) SCORELESS STREAK: 5.2 IP (8/30/22 to 9/17/22)
- 2022: Assigned to NWA on 4/21 ... Pitched 5.2 scoreless innings with nine strikeouts for Quad Cities (A+) across three relief outings ... earned decisions in five of first six outings with Naturals, three wins, one loss and one save ... 13 of 33 NWA outings have been scoreless, has allowed 1 ER or less in 20 of 33 ... made first pro start 6/22 vs. SPR ... on the Injured List from 8/18 to 9/1, threw scoreless 8th inning in first outing back 9/3.
- 2021: Pitched 22 games for Columbia (A), went 3-3 with a team-leading four saves and a 3.18 ERA (14 ER in 39.2 IP) and 37 strikeouts ... placed on the 7-day injured list on 8/14 ... assigned to the ACL Royals Blue (R) on 9/7 for rehab and finished his season with two games there.
- MISC: Graduated from the Colorado School of Mines with a mechanical engineering degree, threw 224.2 innings, but also hit .288 with a 1.142 OPS as an outfielder.
- 4SFB, SL, CH | CONSECUTIVE BATTERS RETIRED: 4 (9/14/22 to 9/17/22) SCORELESS STREAK: 6.0 IP (9/3/22 to 9/17/22)
- Ranked by MLB Pipeline as the No. 19 Royals prospect ... Ranked by Baseball America as the No. 25 Royals prospect
- 2022: Began the season with the Hudson Valley Renegades (A+) in the South Atlantic League, traded with 2 other pitchers to Kansas City from the New York Yankees on 7/27, assigned to NW Arkansas 7/29 ... made 11 appearances (10 starts) in High-A and went 1-1 with a 2.48 ERA (10 ER in 36.1 IP), while striking out 54 and walking just 9 (6.00 K/BB) ... after beginning the season on the IL, made his debut on 5/8, his first appearance in 1,022 days.
- 2019-2021: Drafted by the Yankees with the 38th overall pick in the 1st round of the 2019 MLB Draft (Competitive Balance Round A) and made his pro debut in 2019 with Staten Island (A-), allowing 1 ER over 10.2 IP (0.84 ERA) with 1 BB and 13 K in four starts ... missed all of 2021 with a lat injury.
- 4SFB, 2SFB, SL, CH | CONSECUTIVE BATTERS RETIRED: 2 (9/14/2022) SCORELESS STREAK: 3.1 IP (9/14/2022)
- 2022: Assigned to NWA from Quad Cities (A+) on 7/14, back to QC on 7/19 and NWA on 8/18 ... has made 25 appearances outside of the Naturals, 24 with the River Bandits & 1 in Omaha (AAA) ... with QC, went 10-2 with a 2.88 ERA (21 ER in 60.2 IP) with 79 strikeouts, 15 walks ... Midwest League Pitcher of the Week 7/3/22 ... made Double-A debut 7/15 @ CC, threw 3.1 scoreless innings after entering game in the first inning.
- 2021: Pitched in 25 games (7 starts) between Columbia (A), Quad Cities (A+) & Omaha (AAA), going a combined 7-1 with a 3.26 ERA (28 ER in 77.1IP) ... named Columbia's Pitcher of the Year, went 6-1 with a 1.86 ERA (13 ER in 63.0 IP) and 87 strikeouts in 20 outings (5 starts) ... among Low-A East pitchers (min 60.0 IP), tied for the lead in WHIP (.83).
- 2019: Surprise (R) Pitcher of the Year after ranking tied for third in the Arizona League with 63 strikeouts (12.2 K/9), before being promoted to Lexington (A) for his final start.
- 4SFB, CB/SL, CH | CONSECUTIVE BATTERS RETIRED: 1 (9/15/2022) SCORELESS STREAK: 3.1 IP (9/9/22 to 9/15/22)
- 2022: 22 of 23 outings have been starts ... leads team with EIGHT quality starts ... pitched 5.0 scoreless on 5/8 @ SPR ... did not issue walk for first time on 5/14 vs. WCH, in 4.2 IP of relief ... pitched past 6.0 innings for first time in his career 6/9 @ TUL, with 7-inning GC shutout ... pitched into the seventh inning again on 8/31 @ TUL, eight strikeouts over 6.2 innings ... threw 6.0 scoreless innings 9/6 @ WCH ... allowed 1 ER in 6.0 innings 9/11 @ WCH.
- 2021: Named Quad Cities (A+) Pitcher of the Year ... across 22 starts, went 6-4 with a 3.75 ERA (39 ER in 93.2 IP), while striking out an organization-best 127 and walking just 37 ... named the High-A Central Pitcher of the Year and All-Star left-handed starting pitcher.
- 4SFB, SL, CH | CONSECUTIVE BATTERS RETIRED: 1 (9/17/2022) SCORELESS STREAK: 0.1 IP (9/17=//2022)
- 2022: Started the season on Injured List with shin splints, assigned to NWA on 5/14 ... began the season with three short starts, moved to bullpen 6/2 ... first scoreless outing on 6/7 @ Tulsa, struck out side in 7th inning, added 4th strikeout in 8th inning ... 11 of 27 relief appearances have been scoreless, including 5 of last 9.
- 2021: Named an MiLB.com Organization All-Star and MiLB Pipeline's Royals' Pitching Prospect of the Year ... pitched 63 games out of the bullpen for Quad Cities, went 7-1 with four saves and a 3.58 ERA, with 121 strikeouts in 70.1 IP ... among minor league pitchers who threw 70.0 innings, ranked 1st with 15.48 K/9 and 40.9% strikeout %.
- 4SFB, CB, CH | CONSECUTIVE BATTERS RETIRED: 0 SCORELESS STREAK: 0.0 IP
- 2022: Opened the season on NWA roster, did not appear in a game ... placed on IL 4/12, activated 6/30 ... 4 rehab games with ACL Royals: 7 K in 4.2 IP ... 8 of 20 Naturals appearances have been scoreless, has allowed 1 earned run or less in 14 of 20.
- 2021: Between Columbia (A) and Quad Cities (A+), went 4-3 across 35 games with a 3.94 ERA (26 ER in 59.1 IP) and 89 strikeouts ... his five saves were tied for sixth in the system, while 37.7% K% ranked 3rd (min. 50 IP) ... added to Kansas City's 40-man roster on Nov. 19, 2021.
- MISC: Was on the Kansas City Royals grounds crew as a high schooler in 2014 and 2015, and was given a World Series ring.
- 4SFB, SL, CH | CONSECUTIVE BATTERS RETIRED: 4 (9/13/22 to 9/14/22) SCORELESS STREAK: 5.0 IP (9/4/22 to 9/17/22)
- 2022: Assigned to NWA on 8/12 from Quad Cities (A+) ... made one appearance for Omaha (AAA) on 6/1, pitched in 25 games for the River Bandits with a 2.65 ERA (10 ER in 34.0 IP), 3rd in the Midwest League with nine saves (in 15 tries) ... didn't allow an earned run in his last 12 games, 15.1 innings in High-A.
- 2021: Traded by Atlanta to Kansas City in exchange for Jorge Soler on 7/30 ... before the trade, pitched in 20 games with Rome (A+) and had a 3.26 ERA (11 ER in 30.1 IP) and 35 strikeouts ... made 14 relief appearances with Quad Cities (A+), went 2-2 with a 4.12 ERA (9 ER in 19.2 IP) and 23 strikeouts to just six walks ... five scoreless outings 8/15 - 9/1.
- 2019: Drafted by Atlanta in the 4th Round out of Texas A&M, where he was teammates with Asa Lacy ... made his pro debut with the GCL Braves, then pitched in 13 games, 13 games Rome (A) and went 1-1 with a 1.31 ERA (3 ER in 20.2 IP) and 22 strikeouts.
- 4SFB, SL, CH | CONSECUTIVE BATTERS RETIRED: 1 (9/16/2022) SCORELESS STREAK: 1.0 IP (9/16/2022)
- Ranked by MLB Pipeline as the No. 12 Royals prospect ... Ranked by Baseball America as the No. 8 Royals prospect
- 2022: Assigned to NW Arkansas 7/26 after seven starts with the ACL Royals (R) and one with Quad Cities (A+) ... across eight rehab games, went 0-1 with a 4.24 ERA (11 ER in 23.1 IP) and 32 strikeouts with five walks.
- 2021: Broke camp with NW Arkansas (AA) and started four games for the Naturals, going 2-0 with a 1.59 ERA (3 ER in 17.0 IP) ... exited his start 5/23 in SPR after striking out two and throwing 10 pitches ... missed the rest of the season after undergoing Tommy John surgery the first week of June ... added to KC's 40-man roster on 11/19/21.
- 2019: Threw the second no-hitter in Wilmington (A+) history on 7/15, with nine strikeouts and no walks on 98 pitches (63 strikes).
- 4SFB, SL, CH, CB | CONSECUTIVE BATTERS RETIRED: 0 SCORELESS STREAK: 0.0 IP
- 2022: Assigned to NWA 5/31 after pitching 13 games (4 starts) for Quad Cities, went 0-1 with a 4.29 ERA (10 ER in 21.0 IP) with 39 strikeouts ... among Royals minor league pitchers with at least 40.0 innings pitched, his 13.40 K/9 and 30.7% K% both rank 3rd ... struck out the side in the 6th inning 7/26 @ WCH ... on the development list 8/10 to 9/4, activated 9/4 and threw scoreless inning @ TUL.
- 2021: Assigned to Quad Cities (A+) on May 23 and pitched two games in relief for the River Bandits, going 1-0 with a 4.91 ERA (2 ER in 3.2 IP) with one walk and six strikeouts, before being placed on the Injured List on June 14, and missed rest of the season with a nagging shoulder injury ... first 3.2 innings were scoreless before allowing two runs.
- 4SFB, CB, CH | CONSECUTIVE BATTERS RETIRED: 2 (9/15/2022) SCORELESS STREAK: 1.0 IP (9/15/2022)
- 2022: Assigned to NWA 9/8 from Quad Cities (A+) ... made 26 appearances (17 starts), including one with Omaha (AAA) on 9/3 ... 17 of first 19 outings with River Bandits were starts, last eight were in relief, with 2.51 ERA in bullpen compared to 5.38 as a starter ... threw scoreless inning in NWA debut 9/11 @ WCH.
- 2021: Started the season with two starts for Royals Blue (ACL) before making 13 appearances (12 starts) for Quad Cities (A+) and struck out 50 in 58.0 innings with a 4.81 ERA (31 ER in 58.0 IP) ... all but one of his starts lasted 4.0 or more innings with six going 5.0 or more.
- 2017-2019: Led Royals farmhands with 27 starts in 2019 with Lexington (A), ranked second in the system with 148.2 innings and 153 strikeouts ... named Surprise Pitcher of the Year in his professional debut in 2017, posted a 1.76 ERA that would've led the Arizona League, but he fell 4.0 innings shy of qualifying.
- 4SFB, CB, CH | CONSECUTIVE BATTERS RETIRED: 1 (9/16/2022) SCORELESS STREAK: 0.1 IP (9/16/2022)
- 2022: Pitched a scoreless Cactus League inning with a strikeout on 3/29 against his dad's Seattle Mariners ... his 11.82 K/9 ranks second among Royals minor league pitchers with at least 60.0 IP, while a .210 opponents' batting average is third and 27.8% K% ranks fifth ... 22 of 42 outings have been scoreless.
- 2021: Pitched 22 games for Quad Cities, went 1-0 with eight saves (in 10 chances) and a 3.19 ERA (11 ER in 31.0 IP) and 39 strikeouts ... eight saves ranked tied second in the Royals' system ... 15 of his 22 outings were scoreless, only allowing more than one run three times.
- MISC: Full name is Jonah Seaver Dipoto, after Tom Seaver ... father Jerry Dipoto is currently the President of Baseball Operations for the Seattle Mariners, formerly their GM.
- SI, 4SFB, SL, CH | CONSECUTIVE BATTERS RETIRED: 4 (9/14/2022) SCORELESS STREAK: 1.1 IP (9/14/2022)
- 2022: Assigned to NW Arkansas (AA) 9/18, began season on Omaha (AAA) 60-day Injured List
- 2021: Began the season in Omaha (AAA), recalled to Kansas City 6/29 and appeared in 20 Royals games, pitched a career-high 20.2 innings, with a career high 23 K with just six BB and a 3.48 ERA ... missed the last 33 games of the season on the Injured List with a left UCL sprain, finished the season on 60-day IL ... elected free agency 11/30, re-signed 12/1.
- 2016-2020: Originally drafted by Kansas City in the 10th round of the 2016 Draft out of Kennesaw State ... pitched 21 games for NW Arkansas in 2017, went 3-2 with a 2.16 ERA ... made his MLB debut in 2019 and appeared in 25 big league games.
- 4SFB, SL, SI | CONSECUTIVE BATTERS RETIRED: SCORELESS STREAK:

IP	7.0	(2x) Last: 8/5/18 vs. Grand Junction
K	7	(3x) Last: 7/22/21 vs. ACL Padres
BB	3	(2x) Last: 8/1/21 @ Charleston
H	9	(6x) Last: 9/7/21 vs. Springfield
R	9	(2x) Last: 7/18/18 @ Helena
NP	89	(2x) Last 9/4/18 vs. Ogden
IP	7.0	(4x) Last: 9/6/22 vs. Peoria
K	11	8/23/22 vs. Dayton
BB	5	(4x) Last: 7/10/22 @ Cedar Rapids
H	10	5/31/22 vs. Beloit
R	7	9/2/21 vs. Charleston
NP	93	8/23/22 vs. Dayton
IP	7.0	(2x) Last: 6/18/17 vs. Asheville
K	10	5/21/17 @ Charleston
BB	5	(6x) Last: 6/30/21 @ Springfield
H	10	6/18/21 @ San Antonio
R	6	6/18/21 @ San Antonio
NP	96	6/12/17 vs. Greenville
IP	3.1	5/17/22 @ Arkansas
K	4	(3x) Last: 9/8/22 @ Wichita
BB	4	(2x) Last: 8/17/22 vs. San Antonio
H	5	(3x) Last: 8/13/22 @ Arkansas
R	6	8/17/22 vs. San Antonio
NP	58	6/22/22 vs. Springfield
IP	5.1	7/16/22 vs. Greenville
K	11	7/10/22 @ Jersey Shore
BB	4	8/9/22 @ Arkansas
H	9	9/2/22 @ Tulsa
R	10	9/2/22 @ Tulsa
NP	79	8/20/22 vs. San Antonio
IP	5.0	(4x) Last: 8/25/21 vs. Wisconsin
K	10	8/16/19 @ AZL Mariners
BB	3	(2x) Last: 6/22/22 @ Wisconsin
H	7	(2x) Last: 8/25/21 vs. Wisconsin
R	6	(2x) Last: 6/1/22 vs. Indianapolis
NP	75	8/25/21 vs. Wisconsin
IP	7.0	6/9/22 @ Tulsa
K	10	(3x) Last: 7/23/22 vs. Springfield
BB	5	(3x) Last: 8/25/22 vs. Springfield
H	12	7/29/19 vs. Missoula
R	9	7/29/19 vs. Missoula
NP	99	8/5/22 vs. Tulsa
IP	3.0	(5x) Last: 8/12/21 vs. Beloit
K	6	(5x) Last: 8/12/21 vs. Beloit
BB	5	(2x) Last: 6/2/22 vs. Corpus Christi
H	6	8/24/22 vs. Springfield
R	7	8/24/22 vs. Springfield
NP	56	7/1/21 vs. Cedar Rapids
IP	7.0	(2x) Last: 8/2/19 vs. Billings
K	10	(3x) Last: 8/2/19 vs. Billings
BB	5	6/24/18 @ Orem
H	10	8/2/22 @ Bluefield
R	11	8/20/17 @ Bluefield
NP	103	7/8/17 @ Danville
IP	3.0	(3x) Last: 7/13/22 vs. Great Lakes
K	4	(5x) Last: 5/8/22 @ Cedar Rapids
BB	4	8/25/22 vs. Springfield
H	5	7/10/21 vs. Bowling Green
R	6	8/25/22 vs. Springfield
NP	44	5/14/22 vs. Wisconsin
IP	9.0	7/16/19 vs. Carolina
K	12	7/11/22 vs. ACL Dodgers
BB	4	(2x) Last: 9/15/22 vs. Frisco
H	12	7/21/18 @ Missoula
R	7	(2x) Last: 7/21/18 @ Missoula
NP	98	(3x) Last: 8/1/19 vs. Fayetteville
IP	2.2	(2x) Last: 5/14/22 vs. Wisconsin
K	6	5/3/22 @ Cedar Rapids
BB	4	4/8/22 @ South Bend
H	4	(2x) Last: 7/6/22 @ Corpus Christi
R	6	6/17/22 vs. Arkansas
NP	48	4/8/22 @ South Bend
IP	8.0	(3x) Last: 7/23/19 vs. Kannapolis
K	10	(2x) Last: 8/28/19 vs. West Virginia
BB	5	4/14/22 vs. Cedar Rapids
H	10	(2x) Last: 7/23/21 vs. Peoria
R	8	(2x) Last: 8/21/19 vs. Lakewood
NP	101	8/10/19 vs. Hagerstown
IP	3.0	(4x) Last: 5/16/21 vs. Cedar Rapids
K	6	5/16/21 vs. Cedar Rapids
BB	4	(2x) Last: 4/8/22 @ Springfield
H	5	8/24/22 vs. Springfield
R	5	8/24/22 vs. Springfield
NP	50	8/24/22 vs. Springfield
IP	3.1	6/13/17 @ Lynchburg
K	5	(4x) Last: 6/7/18 vs. El Paso
BB	3	7/28/17 vs. Springfield
H	4	(5x) Last: 8/31/19 vs. Round Rock
R	5	5/24/18 vs. New Orleans
NP	51	7/1/18 vs. Nashville





NATURALS RELIEVERS		ENTRANCE SITUATION			INNING ENTERING THE GAME											INHERITED RUNNERS			1-2-3 INNINGS		
PITCHER	LAST APPEARANCE (NWA)	LEAD	TRAIL	TIED	1	2	3	4	5	6	7	8	9	10+	BR INHER.	BR SCORE	% SCORE	TOTAL POSSIBLE	% 1-2-3		
13 Eldred, C.J.	FRI 9/16 vs. Frisco (2.0 IP)	1	6	-	-	1	-	1	-	2	-	3	-	-	3	2	66.7%	3	11	27.3%	
22 Woods Jr., Stephen	SAT 9/17 vs. Frisco (2.0 IP)	16	20	2	-	-	2	2	5	6	15	5	3	-	18	5	27.8%	8	47	17.0%	
27 Pennington, Walter	SAT 9/17 vs. Frisco (1.0 IP)	8	17	7	-	1	2	4	4	6	5	6	3	1	23	9	39.1%	15	47	31.9%	
31 Marquez, Emilio	THU 9/15 vs. Frisco (2.0 IP)	4	4	-	1	-	-	1	2	1	1	1	1	-	5	2	40.0%	6	14	42.9%	
33 Klein, Will	SAT 9/10 @ Wichita (1.0 IP)	9	18	-	-	-	-	1	4	7	9	6	-	-	4	2	50.0%	11	31	35.5%	
35 Webb, Nate	SAT 9/17 vs. Frisco (1.0 IP)	8	11	1	-	-	-	1	1	5	6	5	2	-	22	13	59.1%	4	17	23.5%	
39 Kalich, Kasey	FRI 9/16 vs. Frisco (1.0 IP)	6	4	-	-	-	-	-	-	1	4	3	2	-	12	4	33.3%	2	8	25.0%	
51 Chamberlain, Christian	THU 9/15 vs. Frisco (2.0 IP)	6	12	1	-	-	-	2	-	8	4	4	1	-	5	2	40.0%	3	23	13.0%	
53 Neuweiler, Charlie	FRI 9/16 vs. Frisco (2.0 IP)	-	2	-	-	-	-	-	1	-	1	-	-	-	-	-	-	1	3	33.3%	
55 Dipoto, Jonah	WED 9/14 vs. Frisco (1.1 IP)	10	30	2	-	-	-	1	1	9	12	15	4	-	40	20	50.0%	16	45	35.6%	
38 Biasi, Dante	SUN 8/7 vs. Tulsa (2.0 IP)	5	2	-	-	2	-	-	3	1	-	1	-	-	3	0	0.0%	5	19	26.3%	
Brentz, Jake	WED 6/22 vs. Springfield (0.0 IP)	2	-	-	-	-	-	-	-	1	1	-	-	-	-	-	-	1	1	100.0%	
Capps, Holden	SAT 6/25 vs. Springfield (1.2 IP)	6	8	2	-	-	1	1	3	6	2	1	2	-	10	3	30.0%	4	20	20.0%	
Cosby, Christian	THU 6/16 vs. Arkansas (1.0 IP)	1	4	1	-	1	-	1	2	2	-	-	-	-	5	4	80.0%	1	8	12.5%	
Del Rosario, Yefri	WED 8/31 @ Tulsa (1.0 IP)	17	19	2	-	-	1	2	1	6	5	12	11	-	26	6	23.1%	13	53	24.5%	
Haake, Zach	SAT 8/27 vs. Springfield (2.2 IP)	4	7	2	-	-	1	4	2	4	2	-	-	-	11	9	81.8%	5	23	21.7%	
21 Lacy, Asa	THU 8/18 vs. San Antonio (1.0 IP)	3	4	1	-	-	-	-	3	3	2	-	-	-	-	-	-	1	9	11.1%	
Peacock, Matt	WED 6/15 vs. Arkansas (1.0 IP)	1	-	-	-	-	-	-	-	-	1	-	-	-	-	-	-	0	1	0.0%	
Phillips, Zack	SUN 7/10 vs. Tulsa (1.0 IP)	3	13	1	1	1	2	-	3	4	2	2	1	1	11	0	0.0%	9	29	31.0%	
Skoglund, Eric	FRI 7/15 @ Corpus Christi (2.2 IP)	-	2	2	-	-	-	-	2	-	-	1	-	1	2	2	100.0%	2	5	40.0%	
Smith, Patrick	THU 5/12 vs. Wichita (0.1 IP)	1	1	1	-	-	-	-	-	2	1	-	-	-	-	-	-	-	-	-	
Sotillet, Andres	SAT 7/23 vs. Springfield (1.1 IP)	12	6	1	-	-	-	1	1	-	2	11	4	-	12	0	0.0%	9	27	33.3%	
Speier, Gabe	WED 6/15 vs. Arkansas (1.0 IP)	1	-	-	-	-	-	-	-	1	-	-	-	-	-	-	-	0	1	0.0%	
32 Veneziano, Anthony	SAT 5/14 vs. Wichita (4.2 IP)	-	1	-	-	-	1	-	-	-	-	-	-	-	3	1	33.3%	1	4	25.0%	
Willeman, Zach	THU 5/26 @ Midland (2.0 IP)	9	5	2	-	-	-	-	-	-	1	8	6	1	5	3	60.0%	8	20	40.0%	
		133	196	28	2	7	9	22	38	75	76	84	40	4	220	87	39.5%	128	466	27.5%	

STARTING PITCHER SPLITS							1ST PITCH STRIKES			1-2-3 INNINGS			NATURALS STARTERS VS. RELIEVERS		
	PITCHER	GS	W-L	TEAM W-L	R SUPPORT	SUPPORT/START	FPS	TBF	% FPS	TOTAL	POSSIBLE	% 1-2-3	STARTERS	RELIEVERS	
32	Marsh, Alec	25	1-15	4-21	47	1.88	303	536	56.5%	27	117	23.1%	21-57	W-L	37-21
	Veneziano, Anthony	25	6-9	12-13	85	3.40	310	547	56.7%	23	107	21.5%	5.95	ERA	5.94
	Biasi, Dante	15	3-5	9-6	46	3.07	149	285	52.3%	12	61	19.7%	605.1	INNINGS	582.0
	Zerpa, Angel	13	2-5	5-8	47	3.62	157	278	56.5%	16	72	22.2%	658 (104)	HITS (HR)	627 (59)
	Parrish, Drew	10	4-3	5-5	27	2.70	134	215	62.3%	28	54	51.9%	443 (400)	R (ER)	438 (384)
	Hoffmann, Andrew	9	2-4	4-5	26	2.89	95	185	51.4%	10	38	26.3%	308	BB	389
40	Bowlan, Jon	9	1-3	5-4	30	3.33	113	183	61.7%	8	36	22.2%	617	K	588
28	Sikkema, T.J.	8	0-5	3-5	13	1.63	84	145	57.9%	8	31	25.8%	1.60	WHIP	1.75
	Murdoch, Noah	7	0-6	1-6	19	2.71	71	153	46.4%	6	28	21.4%	.275	AVG	.274
	Phillips, Zack	3	0-1	2-1	7	2.33	31	51	60.8%	1	9	11.1%			
	Klein, Will	3	0-0	2-1	7	2.33	15	30	50.0%	0	3	0.0%			
	Martinez, Marcelo	3	1-1	2-1	15	5.00	39	55	70.9%	7	14	50.0%			
	Lacy, Asa	3	0-1	2-1	11	3.67	24	51	47.1%	3	9	33.3%			
	Pennington, Walter	1	0-0	0-1	3	3.00	8	13	61.5%	1	3	33.3%			
	Haake, Zach	1	0-0	1-0	5	5.00	4	17	23.5%	0	3	0.0%			
14	Alcantara, Adrian	1	7-0	7-1	5	5.00	15	20	75.0%	1	5	20.0%			
		136			393	2.89	1,552	2,764	56.2%	151	590	25.6%			

STARTING PITCHER/CATCHER MATCHUPS																																						
		SEBASTIAN RIVERO							LOGAN PORTER							TYLER CROPLEY							LUCA TRESH							TOTALS								
PITCHER		GS	W-L	ERA	IP	ER	BB	SO	GS	W-L	ERA	IP	ER	BB	SO	GS	W-L	ERA	IP	ER	BB	SO	GS	W-L	ERA	IP	ER	BB	SO	GS	W-L	ERA	IP	ER	BB	SO		
32	Marsh, Alec	8	0-4	6.38	36.2	31	15	47	6	1-2	7.24	27.1	22	10	46	6	0-4	7.22	28.2	23	18	31	4	0-4	8.69	19.2	19	7	18	25	1-15	7.32	114.1	93	54	147		
	Veneziano, Anthony	6	2-3	5.33	25.1	19	17	27	5	0-1	7.94	22.2	20	16	28	8	3-3	7.72	35.0	30	26	35	3	0-1	2.41	18.2	5	3	18	25	6-9	5.80	118.0	76	66	124		
	Biasi, Dante	5	1-2	1.90	23.2	6	14	26	6	1-1	4.32	25.0	12	17	23	1	0-0	5.40	5.0	3	2	5	2	0-2	13.50	5.1	8	7	5	15	3-5	3.94	64.0	28	43	63		
	Zerpa, Angel	6	2-1	3.34	29.2	12	11	27	4	0-2	4.82	18.2	12	6	24	2	0-1	7.00	9.0	7	3	9	-	-	-	-	-	-	13	2-5	4.36	64.0	31	21	69			
	Parrish, Drew	4	1-1	3.32	19.0	8	7	16	3	2-1	3.16	17.1	6	4	11	-	-	-	-	-	-	-	-	-	-	-	-	-	-	-	-	-	-	-	-	-	-	
40	Hoffmann, Andrew	1	0-1	7.94	5.2	5	4	2	2	1-1	5.23	10.1	6	3	9	2	0-1	8.44	5.1	5	4	4	4	1-1	6.50	18.0	13	9	15	9	2-4	6.64	39.1	29	20	30		
	Bowlan, Jon	1	0-1	7.71	4.2	4	1	3	-	-	-	-	-	-	-	3	0-1	5.84	12.1	8	5	11	5	0-1	7.36	22.0	18	11	16	9	1-3	6.92	39.0	30	17	30		
	Sikkema, T.J.	1	0-0	4.50	4.0	2	3	6	1	0-0	4.15	4.1	2	1	4	3	0-3	8.49	11.2	11	4	8	3	0-2	8.53	12.2	12	7	11	8	0-5	7.44	32.2	27	15	29		
	Murdock, Noah	3	0-3	9.75	12.0	13	10	8	2	0-2	14.04	8.1	13	3	9	1	0-1	3.00	6.0	2	2	4	-	-	-	-	-	-	-	-	-	7	0-6	9.00	30.0	30	20	25
	Phillips, Zack	2	0-1	16.20	5.0	10	4	4	1	0-0	9.00	4.0	4	2	5	-	-	-	-	-	-	-	-	-	-	-	-	-	-	-	-	-	-	-	-	-	-	
28	Klein, Will	1	0-0	20.25	1.1	4	5	1	2	0-0	16.88	2.2	5	7	1	-	-	-	-	-	-	-	-	-	-	-	-	-	-	-	-	-	-	-	-	-	-	
	Martinez, Marcelo	1	1-0	1.50	6.0	1	1	7	2	0-0	3.38	8.0	5	6	10	-	-	-	-	-	-	-	-	-	-	-	-	-	-	-	-	-	-	-	-	-	-	
	Lacy, Asa	1	0-0	6.75	4.0	3	3	6	1	0-0	6.75	0.2	5	5	0	1	0-1	3.18	5.2	2	2	7	-	-	-	-	-	-	-	-	-	-	-	-	-	-	-	
	Pennington, Walter	-	-	-	-	-	-	-	-	-	-	-	-	-	-	1	0-0	3.00	3.0	1	0	3	-	-	-	-	-	-	-	-	-	-	-	-	-	-	-	
	Haake, Zach	-	-	-	-	-	-	-	-	-	-	-	-	-	-	-	-	-	-	-	-	-	-	1	0-0	7.36	3.2	3	1	3	1	0-0	7.36	3.2	3	1	3	
14	Alcantara, Adrian	-	-	-	-	-	-	-	-	-	-	-	-	-	-	-	-	-	-	-	-	-	-	-	-	-	-	-	-	-	-	-	-	-	-	-		
	Relievers	-	9-7	6.31	178.1	143	122	175	-	15-6	4.98	157.1	87	85	174	28	1-7	7.43	116.1	96	87	108	1	7-0	7.20	5.0	4	2	5	37	21-0	7.20	5.0	4	2	5		
TOTALS		40	16-24	5.80	355.3	229	217	355	35	20-16	5.72	306.7	195	165	344	23	5-22	7.11	238.0	188	153	225	23	12-11	6.09	198.0	134	111	183	136	58-78	5.94	1187.1	784	697	120		
		CS/ATT		8/52	PCT	15.38%			CS/ATT		10/41	PCT	24.39%			CS/ATT		11/43	PCT	25.58%			CS/ATT		5/50	PCT	10.20%			CS/ATT		34/195	PCT	17.44%				

TOTALS include games caught by Gavin Stupienski, including 10 starts, and pitchers went 5-5 with a 4.12 ERA (41 ER in 89.2 IP with 51 walks and 98 strikeouts)...CS/ATT: 0/9

CATCHER PITCHING STATS																								
CATCHERS	W	L	ERA	GS	SV	IP	H	R	ER	HR	HB	BB	IBB	SO	WHIP	AVG	WP	GDP	TBF	SB	CS	ATT	%CS	PB
Sebastian Rivero	16	24	5.80	40	3	355.1	374	261	229	45	29	217	2	355	1.66	.270	29	34	1,652	44	8	52	15.38%	9
Logan Porter	20	16	5.72	35	8	306.2	325	207	195	44	22	165	3	344	1.60	.271	22	22	1,398	31	10	41	24.39%	2
2 Tyler Cropley	5	22	7.11	28	2	238.0	276	209	188	47	17	153	0	225	1.80	.288	17	15	1,136	32	11	43	25.58%	4
11 Luca Tresh	12	11	6.09	23	7	198.0	229	152	134	20	18	111	0	183	1.72	.288	17	19	934	45	5	50	10.00%	5
44 Gavin Stupienski	5	5	4.12	10	1	89.2	81	52	41	7	6	51	0	98	1.47	.203	5	8	399	9	0	9	0.0%	0



## PLAYER

## QUICK NOTES

## CAREER HIGHS

## 1 JOHN RAVE

OUTFIELDER • L/L • 6'0" • 185 • 12/30/1997 (24)  
Signed 10/8/2020 as a Minor League Free Agent  
Born: Canton, Illinois • Resides: Bloomington, Illinois

## 2 TYLER CROPLEY

CATCHER • R/R • 5'11" • 185 • 12/10/1995 (26)  
Signed 10/8/2020 as a Minor League Free Agent  
Born: Sioux City, Iowa • Resides: Cedar Rapids, Iowa

## 4 MORGAN McCULLOUGH

INFILDER • L/R • 5'9" • 185 • 12/19/1997 (24)  
Signed 1/26/2022 as a Minor League Free Agent  
Born/Resides: Seattle, Washington

## 7 JEISON GUZMÁN

INFILDER • S/R • 6'2" • 205 • 10/8/1998 (23)  
Signed 8/10/2022 as a Minor League Free Agent  
Born/Resides: Santo Domingo, Dominican Republic

## 8 DIEGO HERNÁNDEZ

OUTFIELDER • L/L • 6'0" • 15 • 11/21/2000 (21)  
Signed 7/8/2017 as an International Free Agent  
Born/Resides: Santo Domingo Este, Dominican Republic

## 9 JAKE MEANS

INFILDER • R/R • 6'2" • 215 • 4/14/1996 (26)  
2019 MLB Draft—Round 22 (Indiana State)  
Born/Resides: Gardner, Kansas

## 11 LUCA TRESH

CATCHER • R/R • 6'1" • 193 • 1/11/2000 (22)  
2021 MLB Draft—Round 17 (NC State)  
Born: Clearwater, Florida • Resides: Safety Harbor, Florida

## 16 ROBBIE GLENDINNING

INFILDER • R/R • 6'2" • 198 • 10/6/1995 (26)  
Signed 2/22/2022 as a Minor League Free Agent  
Born: Perth, Western Australia • Resides: Kansas City, MO

## 17 ANGELO CASTELLANO

INFILDER • R/R • 6'0" • 165 • 1/13/1995 (27)  
Signed 7/16/2011 as an International Free Agent  
Born/Resides: San Diego, Venezuela

## 19 TYLER GENTRY

OUTFIELDER • R/R • 6'2" • 200 • 2/1/1999 (23)  
2020 MLB Draft—Round 3 (Alabama)  
Born: Memphis, Tennessee • Resides: Arlington, Tennessee

## 25 SEULY MATIAS

OUTFIELDER • R/R • 6'3" • 225 • 9/4/1998 (24)  
Signed 7/4/2015 as an International Free Agent  
Born/Resides: La Isabela, Dominican Republic

## 26 CJ ALEXANDER

INFILDER • L/R • 6'5" • 215 • 7/17/1996 (26)  
Traded from Atlanta—7/1/2022  
Born: Merrillville, Indiana • Resides: Fort Wayne, Indiana

## 44 GAVIN STUPIENSKI

C/1B • L/R • 6'1" • 220 • 3/12/1994 (28)  
Signed 5/5/2021 as a Minor League Free Agent  
Born: Princeton, N.J. • Resides: Wilmington, N.C.

- 2022: Began the season with NW Arkansas, transferred to Omaha (AAA) May 25–June 4 and July 12–18 ... in 11 Triple-A games, hit .195 (8-for-41) ... produced the third 2-homer game of his career with Omaha on 7/17 @ Rochester, drove in four runs ... one of FIVE players in the Texas League that has made at least 15 starts at each OF position ... 2-for-5 as a pinch-hitter ... reached in 15 straight games from 8/16 to 9/2 with .300 AVG and .413 OBP.
- 2021: Named an MLB.com Organization All-Star in the outfield for Kansas City ... spent the season with Quad Cities (A+), playing in 77 games and hit .252/.352/.453 (70-for-278) ... hit 14 homers and stole 13 bases, making him one of five 13-13 players in the system in 2021.
- 2019: Assigned to Burlington (R) and played 15 games in the Appy League, promoted to Lexington (A) on 7/7, where he finished the season and won the SAL championship.

## HIT STREAK:

## ON-BASE BASE STREAK:

- 2022: Began the season with NWA, went 1-for-8 across four games, placed on IL 4/19, activated 6/14 ... rehabbed 5 games with ACL Royals and Columbia (A) from 6/6 to 6/12, went 4-for-16 with a double and walk ... first HR of the season on 7/4 vs. Tulsa ... has thrown 3.0 scoreless innings on mound (4/9, 8/17, 8/24).
- 2021: Spent the entire season with Northwest Arkansas (AA) ... across 26 games (19 starts), slashed .194/.325/.313 (13-for-67) with two home runs and six runs batted in ... 6 of his 13 hits came in the month of July, where he hit .261 (6-for-23) in 10 games, with a double and three walks ... caught 5 of 12 would-be base stealers (42.0% CS).
- 2018-20: Nationals 8th-round pick in 2018, hit .310 (13-for-42) over 14 games between the GCL Nationals and Auburn (A) ... limited to 41 games in 2019 with the Hagerstown Suns (A) and spent time on the injured list, hit .187/.294/.276 (23-for-123) ... released by Washington on May 29, 2022.

## HIT STREAK:

## ON-BASE BASE STREAK:

- 2022: Began the season with Quad Cities (A+) and has totaled 64 games with the River Bandits, slashed .241/.370/.398 (46-for-191) with five HR and 23 RBI, playing 2B, 3B and SS ... assigned to NW Arkansas on 8/17, had hits in first two games with the Naturals ... back to Quad Cities 7/19, NWA again on 8/1.
- 2021: Played for the Kansas City Monarchs in the MLB Partner League American Association and was named the PURE Performance Rookie of the Year in the league ... slashed .333/.406/.557 (94-for-282) across 80 games for the league champions ... led the team in batting average, ranked fifth in the league.
- 2019-20: Drafted by Los Angeles (AL) in the 22nd Round of the 2019 draft out Alabama and split the season between Orem (R) and Burlington (A), slashing a combined .248/.352/.359 (49-for-198) with four home runs and 22 runs batted in ... released by the Angels on May 29, 2020.

HIT STREAK: 2 Games (9/15 to 9/17) .500 (2-for-4), 1 2B

ON-BASE BASE STREAK: 2 Games (9/15 to 9/17) .500 (2-for-4), 1 BB, 1 HBP

- 2022: Assigned to NW Arkansas on 8/23 ... signed with Arizona 11/24/2021, began season on Amarillo injured list and played 8 games for Sod Poodles between 5/19 and 5/28, placed on Injured List 5/29 and released 6/5 ... singled by Royals 8/10, played 3 games in Arizona Complex League from 8/15 to 8/20.
- 2021: Began the season in Quad Cities (A+), assigned to Naturals from High-A Quad Cities on 8/12 ... in 32 games with NWA, hit .216 (.27-for-125) with 10 XBH and 15 RBI, went 5-for-13 in AA-Central Championship Series ... helped the D.R. earn a bronze medal at Tokyo Olympics as starting SS, went 3-for-19 with HR across 6 games.
- 2020: Spent a majority of the regular season in the Royals' alternate training site, started switch-hitting again ... recalled to MLB club on Aug. 11, did not appear in a game, optioned on Aug. 14 ... non-tendered Dec. 2, re-signed Dec. 17 ... originally signed by Kansas City as an international free agent on July 3, 2015.

HIT STREAK: 2 Games (9/15 to 9/17) .571 (4-for-7), 1 HR

ON-BASE BASE STREAK: 2 Games (9/15 to 9/17) .571 (4-for-7), 1 BB

- Ranked by MLB Pipeline as the No. 24 Royals prospect ... Ranked by Baseball America as the No. 30 Royals prospect.
- 2022: Assigned to NWA on 8/9 after beginning the season with Quad Cities (A+) ... in 83 game with the River Bandits, hit .279 (92-for-330) with 7 homers ... at the time of his promotion, ranked 6th in the Midwest League in steals (27, tied sixth in hits) (92) ... reached base in league-best 29 straight games between 5/11 and 6/22, hitting .363 in that span ... hit walk-off fielder's choice RBI on 8/19 vs. SA ... first Double-A HR was walk-off 2-run HR on 8/26 vs. SPR ...
- 2021: Played in 74 games for Columbia (A) as the team's primary leadoff hitter and center fielder, finished fifth in the Low-A East with 34 stolen bases, playing ... his 35 total stolen bases tied Maikel Garcia for the fourth-most among all Royals minor leaguers.

HIT STREAK: 3 Games (9/15 to 9/17) .286 (4-for-14), 1 2B

ON-BASE BASE STREAK: 3 Games (9/15 to 9/17) .286 (4-for-14), 1 BB

- 2022: Only Natural to make at least one start at every infield position: 1B (18), 2B (5), SS (5) & 3B (73), one of SEVEN players in the Texas League with 5+ starts at 4+ positions ... reached base 4 times in back-to-back games, 5/27 and 5/28 @ Midland ... doubled 6 times in 8-game stretch, 5/24 to 6/1.
- 2021: Spent the first month and a half of the season with Columbia (A) before a promotion to Quad Cities (A+) on 6/15, where he finished out the season ... combined to slash .222/.343/.429 (76-for-343) over 97 games, with 16 home runs and 52 runs batted in ... assigned to the Surprise Saguaros of the Arizona Fall League after the MLB season ... across 19 games, slashed .171/.244/.271 (12-for-70) with four doubles.
- MISC: Younger brother of Baltimore SP John Means ... attended Gardner Edgerton HS, same high school as Bubba Starling ... college teammates with former Natural Clay Dungan

## HIT STREAK:

## ON-BASE BASE STREAK:

- Ranked by MLB Pipeline as the No. 18 Royals prospect ... Ranked by Baseball America as the No. 18 Royals prospect
- 2022: Assigned to NWA on 8/9 after beginning the season with Quad Cities (A+) ... over 80 game with the River Bandits, hit .273 (82-for-300) with 14 HR and 54 RBI ... at the time of his promotion, ranked tied ninth in the Midwest League in runs batted in (54) ... hit first Double-A HR on 8/21 vs SA ... homered in back-to-back games, September 13 and 15.
- 2021: Spent time with the ACL Royals Blue (R) and Columbia (A), combined to slash .226/.293/.359 (12-for-53) in 16 games, with four doubles, one home run and eight runs batted in ... assigned to the Surprise Saguaros of the Arizona Fall League after the Minor League season concluded and played in seven games, going 3-for-24 (.125 average).

2019-2021: Played collegiately at North Carolina State University ... in 2018, one of three players to start all 56 games, led the Wolfpack with 15 home runs.  
HIT STREAK: 3 Games (9/13 to 9/16) .500 (6-for-12), 2 HR

ON-BASE BASE STREAK: 20 Games (8/13 to 9/16) .267 (20-for-75), 11 BB, 2 HBP

- 2022: Has reached base in 106 of 119 games this season (89.08%) ... has reached base multiple times in team-best 57 games ... 10th in Texas League with 76 RBI ... 11-game hitting streak from 6/24 to 7/5 with NINE multi-hit games ... hit his first career two-homer game 7/3 @ Amarillo and homered 5 times in 4 games, 6/30 to 7/3, during hitting streak ... reached base 24 straight games, 8/2 to 9/2 ... 0 HR/0 RBI over 14 games in September.
- 2021: Did not play, missing the entire year after undergoing Tommy John surgery ... tore his UCL while playing catch in February 2021.
- 2017-2019: Drafted by Pittsburgh in the 21st Round in 2017 and spent three seasons in the Pirates organization, slashing .274/.361/.417 (174-for-636) across 189 games, reaching as high as Double-A Altoona in 2019 ... named a Florida State League Mid-season All-Star in 2019.

## HIT STREAK:

## ON-BASE BASE STREAK:

- 2022: In his 11th year as a member of the Royals' organization ... assigned to NWA on 8/9 after beginning the season with Omaha (AAA) ... over 59 games with the Storm Chasers, slashed .218/.318/.316 (38-for-174) while playing six different positions (1B, 2B, 3B, SS, LF & RF) ... made at least 10 starts at each SS (150.2 innings), 3B (121.0 innings) and 1B (115.0 innings) ... snapped 0-for-27 stretch with Naturals on 8/21 vs. SA ... 14-for-62 since hitless streak ended.
- 2012-2021: Played 714 games in the Royals' minor league system, slashing .236/.312/.316 (553-for-2342), with 26 HR and 249 RBI ... 613 Dominican Royals Player of the Year ... 86 games with NW Arkansas between 2019 and 2021, hitting .267 over 14 games in 2021 before a promotion to Omaha (AAA), where he played in 80 games.

HIT STREAK: 2 Games (9/16 to 9/17) .333 (3-for-9), 1 2B

ON-BASE BASE STREAK: 2 Games (9/16 to 9/17) .333 (3-for-9)

- Ranked by MLB Pipeline as the No. 9 Royals prospect ... Ranked by Baseball America as the No. 12 Royals prospect
- 2022: Began season in Quad Cities (A+), assigned to NWA 6/14 ... 9TH IN MLB IN BATTING AVERAGE (.326) ... Royals org leader in AVG (.326), SLG (.542) and OPS (.964), 2nd in OBP (.422) ... has driven in at least one run in 36 of 73 games since joining the Naturals, has reached base in 64 of 73 games (87.67%) ... Texas League PBTW week of 6/27–7/3, hit .435 (10-for-23) with 6 XBH (2 2B, 4 HR), 11 RBI, 1.543 OPS ... reached in 28 straight games, 7/30 to 9/3, with .485 OBP.
- 2021: Spent his first pro season in Quad Cities (A+), slashing .259/.395/.449 (38-for-147) in 44 games with the River Bandits ... played everyday for the first two months of the season ... placed on the 7-day injured list on 7/14 and then the 60-day IL 8/2 ... recorded hits in 30 of 43 games with at least one plate appearance, reached in 38 of 43 games.

HIT STREAK: 2 Games (9/16 to 9/17) .444 (4-for-9), 1 2B

ON-BASE BASE STREAK: 2 Games (9/16 to 9/17) .444 (4-for-9), 1 BB

- Rated as having the "Best Outfield" among Royals' prospects in Baseball America's Best Tools surveys for five straight years, 2018 to 2022.
- 2022: Hit 14th walk-off HR in Nationals history, 6/4 vs. CC, two-run homer in 10th, his team-leading 9th HR of the season ... 5 of 10 hits in June were home runs ... 9th career two-homer game on 6/28 @ Amarillo, career-best 6 RBI in the game ... 2 HR in 13 games in August after not homering in July (19 games) ... hitting a season-best .286/.419/.343 (10-for-35) over 12 games in September with 5 RBI, 7 BB.
- 2021: Split the season between Quad Cities (A+) and Northwest Arkansas (AA), with a rehab appearance for the ACL Royals, playing in 64 total games with a .213/.309/.511 (50-for-235) slash line ... after the MiLB season, assigned to Surprise of the Arizona Fall League, tied for the team lead both with six home runs and 20 runs batted in.

## HIT STREAK:

## ON-BASE BASE STREAK:

- 2022: Began season with Mississippi Braves (AA) in the Southern League, traded with 2 players to Kansas City from Atlanta on 7/11, assigned to NWA ... in 68 games with the M-Braves, hit .258 (70-for-271) with 15 HR and 43 RBI ... over 112 combined games, 8th in Double-A with 85 RBI, tied 10th with 25 HR ... 16 of 45 games with NWA have been multi-hit games, with 42 RBI in 45 games ... Double-A leader in Aug. in RBI (29), tied 1st in league in HR (8), 5th in TB (53).
- 2018-21: Played 182 games in the Braves' system, between R-A, A+ and AA ... slashed .229/.310/.374 (144-for-628) with 14 HR and 66 RBI ... began and ended 2019 in Double-A with Mississippi, spent July in High-A with the Florida Fire Frogs ... played 87 games in Double-A with league-champion Mississippi in 2021.
- MISC: Brother Blaze Alexander is prospect in the Arizona Diamondbacks system, currently plays in the Texas League for Amarillo.

## HIT STREAK:

## ON-BASE BASE STREAK:

- 2022: Has made 12 starts this season, 10 at catcher, including five in May and four in June ... three stints on the development list: started the season on the DL from 4/8 to 4/19, back on the DL 6/19 to 7/12 and 7/17 to 9/7 ... on 9/9 in first game since 7/16, hit grand slam for 1st HR of season in 8th inning.
- 2021: Took one at-bat for the Naturals on 5/21 @ SPR, played two innings in left field, before being assigned to Quad Cities (A+) on 5/25 ... played 38 games for the River Bandits, made 24 starts at first and slashed .264/.376/.482 (29-for-110) ... hit a solo home run in the fourth inning on 9/9 vs. Peoria, pitched the 11th inning, took the loss in an 8-5 defeat.
- 2018-2020: Played 104 games of Indy Ball for four teams across four different leagues, slashed a collective .273/.368/.349 (76-for-278).
- 2016-2017: Drafted in the 12th round of the 2016 draft by Arizona, spent two years in the D-backs system, hit .306 (46-for-150) over 47 games.

## HIT STREAK:

ON-BASE BASE STREAK: 2 Games (9/14 to 9/16) .250 (1-for-4), 2 BB

H	4	(2x) Last: 8/1/21 vs. South Bend
R	4	(2x) Last: 6/28/22 @ Amarillo
HR	2	(3x) Last: 7/17/22 @ Rochester
RBI	5	(3x) Last: 6/28/22 @ Amarillo
BB	3	(3x) Last: 9/10/22 @ Wichita
SB	3	8/22/21 @ South Bend
H	3	6/12/22 vs. Augusta
R	2	(6x) Last: 6/14/22 vs. Arkansas
HR	1	(5x) Last: 7/5/22 vs. Tulsa
RBI	3	(2x) Last: 6/23/21 @ Springfield
BB	2	(7x) Last: 8/4/22 vs. Tulsa
SB	1	(3x) Last: 6/12/22 vs. Augusta
H	3	(4x) Last: 6/30/22 vs. Peoria
R	2	(1x) Last: 6/29/22 vs. Peoria
HR	1	(9x) Last: 7/1/22 vs. Peoria
RBI	4	5/22/22 @ Dayton
BB	3	8/1/19 @ Grand Junction
SB	1	(7x) Last: 6/22/22 @ Wisconsin
H	4	(3x) Last: 6/15/19 @ Columbia
R	3	(4x) Last: 6/17/21 vs. Wisconsin
HR	1	(9x) Last: 5/28/22 @ Arkansas
RBI	4	(2x) Last: 8/4/19 @ Kannapolis
BB	3	7/17/16 @ AZL Mariners
SB	2	(5x) Last: 5/31/21 @ South Bend
H	4	(4x) Last: 7/24/22 @ South Bend
R	4	7/24/22 @ South Bend
HR	1	(11x) Last: 9/2/22 @ Tulsa
RBI	3	(3x) Last: 6/21/22 @ Wisconsin
BB	3	(3x) Last: 9/13/22 vs. Frisco
SB	3	(3x) Last: 5/31/22 vs. Beloit
H	4	8/12/19 @ Greenville
R	4	7/9/21 @ Wisconsin
HR	1	(30x) Last: 8/17/22 vs. San Antonio
RBI	4	(3x) Last: 6/14/22 vs. Arkansas
BB	3	(3x) Last: 7/9/21 @ Wisconsin
SB	2	8/21/22 vs. San Antonio
H	4	6/21/22 @ Wisconsin
R	4	4/24/22 @ Wisconsin
HR	2	8/4/22 vs. Wisconsin
RBI	4	(2x) Last: 8/4/22 vs. Wisconsin
BB	3	8/3/22 vs. Wisconsin
SB	1	(3x) Last: 8/7/22 vs. Wisconsin
H	4	5/3/19 vs. Lakeland
R	3	(6x) Last: 7/3/22 @ Amarillo
HR	2	7/3/22 @ Amarillo
RBI	5	7/17/22 @ Corpus Christi
BB	4	8/25/22 vs. Springfield
SB	2	6/3/19 @ Daytona
H	4	(5x) Last: 8/18/17 vs. Asheville
R	4	6/26/16 @ Grand Junction
HR	2	7/19/19 @ Amarillo
RBI	5	7/17/22 @ Rochester
BB	3	(4x) Last: 8/2/17 vs. West Virginia
SB	2	7/13/16 vs. Helena
H	4	7/6/22 vs. Tulsa
R	4	(2x) Last: 7/17/22 @ Corpus Christi
HR	2	(2x) Last: 6/29/22 @ Amarillo
RBI	6	6/2/21 vs. Beloit
BB	3	(5x) Last: 9/9/22 @ Wichita
SB	1	(14x) Last: 9/2/22 @ Tulsa
H	3	(17x) Last: 9/15/22 vs. Frisco
R	3	(4x) Last: 5/28/22 @ Midland
HR	2	(9x) Last: 6/28/22 @ Amarillo
RBI	6	6/28/22 @ Amarillo
BB	3	5/4/22 @ Springfield
SB	1	(21x) Last: 7/15/22 @ Corpus Christi
H	3	(15x) Last: 9/8/22 @ Wichita
R	4	8/17/22 vs. San Antonio
HR	2	(5x) Last: 8/11/22 @ Arkansas
RBI	6	(2x) Last: 8/5/22 vs. Tulsa
BB	3	(2x) Last: 7/2/18 vs. Bristol
SB	2	(2x) Last: 5/26/22 @ Pensacola
H	4	7/29/21 vs. South Bend
R	3	(2x) Last: 8/28/21 vs. Wisconsin
HR	2	8/19/21 @ South Bend
RBI	4	(2x) Last: 9/9/22 @ Wichita
BB	2	(5x) Last: 9/8/21 vs. Peoria
SB	1	(2x) Last: 8/20/16 @ AZL Cubs



*Italics indicates longest personal streak is active*

**Naturals Pinch Hitters: 5-for-28, 14 K**  
**Most-Used Pinch Hitter:** Tucker Bradley (6x) **Most Frequently Pinch-Hit For:** Jake Means (5x)

DATE	INNING	UMPIRE	HITTER	COUNT AT CALL	BATTER RESULT (COUNT)
1. 4/15/2022 vs. Wichita	▼ 1	Isaias Barba	Maikel Garcia	0-0	Strikeout (2-2)
2. 4/21/2022 @ Frisco	▲ 9	Benjamin Engstrand	Gavin Stupiensi	1-0	Flyout, F9 (1-1)
3. 6/20/2022 @ Tulsa	▲ 2	Tanner Dobson	Robbie Glendinning	0-1	Lineout, L4 (2-2)
4. 7/26/2022 @ Wichita	▲ 2	Jacob Bruner	CJ Alexander	0-2	Strikeout (0-2)
5. 7/28/2022 @ Wichita	▲ 5	Benjamin Engstrand	Tyler Cropley	0-1	Strikeout (0-2)
6. 8/20/2022 vs. San Antonio	▼ 9	Alex Nash	Morgan McCullough	2-2	Strikeout (2-2)
7. 8/23/2022 vs. Springfield	▼ 9	Isaias Barba	Jeison Guzman	0-0	Strikeout (2-2)



HR #	PLAYER (SEASON #)	GM # - DATE	OPPONENT	DIRECTION	ON BASE	INNING	OUTS	COUNT	SCORE	FINAL
1	Jake Means (1)	3 - 4/10/2022	@ Springfield	RCF	1	2	2	1-1	2-3	L, 10-5
2	John Rave (1)	10 - 4/19/2022	@ Frisco	RF	1	3	1	2-2	2-0	L, 4-3
3	Robbie Glendinning (1)	11 - 4/20/2022	@ Frisco	LCF	0	2	2	3-1	1-0	W, 7-2
4	Nick Loftin (1)	11 - 4/20/2022	@ Frisco	LCF	1	3	1	0-0	3-1	W, 7-2
5	Seuly Matias (1)	11 - 4/20/2022	@ Frisco	LCF	1	5	1	1-1	5-2	W, 7-2
6	John Rave (2)	12 - 4/21/2022	@ Frisco	LCF	0	2	1	2-1	1-0	L, 12-2
7	Seuly Matias (2)	12 - 4/21/2022	@ Frisco	LCF	0	4	0	0-2	2-7	L, 12-2
8	Michael Massey (1)	13 - 4/22/2022	@ Frisco	LCF	1	1	1	1-1	2-0	W, 11-2
9	Nick Loftin (2)	13 - 4/22/2022	@ Frisco	LCF	3	2	2	0-0	6-0	W, 11-2
10	Tucker Bradley (1)	14 - 4/23/2022	@ Frisco	LCF	3	5	1	2-1	9-0	W, 12-4
11	Michael Massey (2)	14 - 4/23/2022	@ Frisco	CF	0	8	1	0-2	11-3	W, 12-4
12	Nate Eaton (1)	14 - 4/23/2022	@ Frisco	LCF	0	9	0	3-2	12-3	W, 12-4
13	Michael Massey (3)	15 - 4/24/2022	@ Frisco	RCF	0	4	0	1-0	1-2	W, 4-3
14	Robbie Glendinning (2)	16 - 4/26/2022	vs. Amarillo	LCF	2	11	2	1-1	5-6	L, 6-5
15	Seuly Matias (3)	17 - 4/27/2022	vs. Amarillo	LF	0	2	0	0-0	2-2	W, 12-6
16	Sebastian Rivero (1)	17 - 4/27/2022	vs. Amarillo	LF	0	4	0	0-1	3-3	W, 12-6
17	Sebastian Rivero (2)	17 - 4/27/2022	vs. Amarillo	LF	1	6	2	0-0	12-5	W, 12-6
18	Jake Means (2)	18 - 4/28/2022	vs. Amarillo	LF	0	3	0	0-1	1-0	L, 9-5
19	Nate Eaton (2)	19 - 4/29/2022	vs. Amarillo	LF	0	2	0	1-0	1-0	W, 8-7
20	Sebastian Rivero (3)	20 - 4/30/2022	vs. Amarillo	RCF	0	2	2	1-1	1-2	L, 7-5
21	Ryan Grotjohn (1)	20 - 4/30/2022	vs. Amarillo	RCF	1	2	2	3-2	3-2	L, 7-5
22	Michael Massey (4)	20 - 4/30/2022	vs. Amarillo	RCF	1	3	1	1-2	5-2	L, 7-5
23	Logan Porter (1)	21 - 5/1/2022	vs. Amarillo	LF	1	2	1	0-1	3-1	W, 9-5
24	Robbie Glendinning (3)	21 - 5/1/2022	vs. Amarillo	LF	1	3	2	0-0	5-2	W, 9-5
25	Michael Massey (5)	21 - 5/1/2022	vs. Amarillo	RF	2	7	0	1-2	8-2	W, 9-5
26	Robbie Glendinning (4)	23 - 5/4/2022	@ Springfield	LF	1	5	0	1-0	7-1	W, 13-3
27	Seuly Matias (4)	24 - 5/5/2022	@ Springfield	LCF	0	5	1	1-1	2-4	W, 9-6
28	Brhet Bewley (1)	24 - 5/5/2022	@ Springfield	LCF	0	6	0	1-0	3-5	W, 9-6
29	Tucker Bradley (2)	24 - 5/5/2022	@ Springfield	RF	0	6	0	2-2	4-5	W, 9-6
30	Nick Loftin (3)	24 - 5/5/2022	@ Springfield	LCF	1	7	1	1-1	9-5	W, 9-6
31	Nate Eaton (3)	27 - 5/8/2022	@ Springfield	LCF	0	2	0	1-0	1-0	W, 9-5
32	Logan Porter (2)	27 - 5/8/2022	@ Springfield	LF	0	5	0	2-0	2-0	W, 9-5
33	Seuly Matias (5)	28 - 5/10/2022	vs. Wichita	LCF	2	3	2	0-1	4-0	W, 7-4
34	Robbie Glendinning (5)	28 - 5/10/2022	vs. Wichita	LF	0	8	1	0-2	7-4	W, 7-4
35	Logan Porter (3)	29 - 5/11/2022	vs. Wichita	LCF	0	7	0	3-1	1-3	L, 4-3
36	Michael Massey (6)	30 - 5/12/2022	vs. Wichita	LF	0	6	0	3-2	4-4	L, 7-4
37	Tucker Bradley (3)	31 - 5/13/2022	vs. Wichita	RCF	3	5	0	0-0	4-0	W, 10-0
38	Nick Loftin (4)	31 - 5/13/2022	vs. Wichita	LF	1	7	2	3-1	7-0	W, 7-0
39	Logan Porter (4)	32 - 5/14/2022	vs. Wichita	RCF	0	2	2	2-2	1-4	L, 7-6
40	Michael Massey (7)	37 - 5/21/2022	@ Arkansas	RF	2	3	1	0-0	4-4	W, 11-4
41	John Rave (3)	38 - 5/22/2022	@ Arkansas	RF	2	3	2	1-1	5-0	W, 10-5
42	Tucker Bradley (4)	38 - 5/22/2022	@ Arkansas	RCF	2	5	2	1-1	10-1	W, 10-5
43	Robbie Glendinning (6)	39 - 5/24/2022	@ Midland	RF	1	1	2	0-1	2-0	W, 8-5
44	Michael Massey (8)	39 - 5/24/2022	@ Midland	RCF	3	7	2	1-2	7-3	W, 8-5
45	Seuly Matias (6)	40 - 5/25/2022	@ Midland	LF	0	2	1	2-2	2-0	W, 11-3
46	Nate Eaton (4)	40 - 5/25/2022	@ Midland	LF	0	5	1	2-0	6-1	W, 11-3
47	Nick Loftin (5)	42 - 5/27/2022	@ Midland	LCF	0	3	2	1-0	7-1	W, 14-6
48	Seuly Matias (7)	43 - 5/28/2022	@ Midland	LF	0	6	0	0-1	5-5	W, 9-7
49	Tucker Bradley (5)	43 - 5/28/2022	@ Midland	CF	0	8	2	0-1	6-7	W, 9-7
50	Jake Means (3)	44 - 5/29/2022	@ Midland	LCF	0	8	0	0-0	1-3	L, 3-1
51	Seuly Matias (8)	45 - 5/31/2022	vs. Corpus Christi	LF	0	7	0	3-2	7-8	L, 8-7
52	Jake Means (4)	48 - 6/3/2022	vs. Corpus Christi	LF	2	2	2	0-0	3-0	L, 5-4
53	Logan Porter (5)	48 - 6/3/2022	vs. Corpus Christi	LF	0	8	1	0-0	4-5	L, 5-4
54	Logan Porter (6)	49 - 6/4/2022	vs. Corpus Christi	CF	0	2	0	3-2	1-2	W, 6-5
55	Seuly Matias (9)	49 - 6/4/2022	vs. Corpus Christi	LF	1	10	2	1-1	6-5	W, 6-5
56	Tucker Bradley (6)	50 - 6/5/2022	vs. Corpus Christi	LF	1	4	0	3-2	2-8	L, 17-4
57	Ryan Grotjohn (2)	50 - 6/5/2022	vs. Corpus Christi	LF	1	8	1	1-0	4-15	L, 17-4
58	John Rave (4)	51 - 6/7/2022	@ Tulsa	RCF	0	9	2	1-1	2-5	L, 5-2
59	Nick Loftin (6)	52 - 6/9/2022	@ Tulsa	LF	0	4	1	2-1	1-3	W, 5-3
60	Logan Porter (7)	52 - 6/9/2022	@ Tulsa	LF	1	4	1	1-1	3-3	W, 5-3
61	Michael Massey (9)	54 - 6/10/2022	@ Tulsa	RCF	1	3	1	0-1	3-1	W, 13-4
62	Seuly Matias (10)	54 - 6/10/2022	@ Tulsa	LCF	0	6	0	1-2	5-4	W, 13-4
63	Maikel Garcia (1)	54 - 6/10/2022	@ Tulsa	LF	2	7	2	3-1	13-4	W, 13-4
64	John Rave (5)	55 - 6/11/2022	@ Tulsa	RF	2	5	1	1-2	4-7	L, 9-4
65	Jake Means (5)	57 - 6/14/2022	vs. Arkansas	LF	1	3	0	1-1	2-1	W, 7-5
66	Tyler Gentry (1)	59 - 6/16/2022	vs. Arkansas	RCF	0	2	1	3-2	1-6	L, 13-8
67	Maikel Garcia (2)	60 - 6/17/2022	vs. Arkansas	LCF	0	1	0	2-0	1-0	L, 13-2
68	Tyler Gentry (2)	61 - 6/18/2022	vs. Arkansas	LCF	2	2	2	0-2	7-0	W, 9-0
69	Tyler Gentry (3)	64 - 6/22/2022	vs. Springfield	RF	1	3	1	2-0	3-1	L, 9-6
70	Seuly Matias (11)	64 - 6/22/2022	vs. Springfield	RCF	0	4	0	2-1	4-1	L, 9-6
71	Brhet Bewley (2)	65 - 6/23/2022	vs. Springfield	RF	1	3	0	0-0	2-4	L, 11-2
72	John Rave (6)	67 - 6/25/2022	vs. Springfield	RF	1	2	0	3-1	2-4	L, 13-10
73	Robbie Glendinning (7)	67 - 6/25/2022	vs. Springfield	LCF	0	4	0	0-1	4-5	L, 13-10
74	Sebastian Rivero (4)	67 - 6/25/2022	vs. Springfield	LF	1	8	0	3-2	10-13	L, 13-10
75	Robbie Glendinning (8)	68 - 6/26/2022	vs. Springfield	LF	0	6	2	1-1	2-7	L, 8-2

HR #	PLAYER (SEASON #)	GM # -- DATE	OPPONENT	DIRECTION	ON BASE	INNING	OUTS	COUNT	SCORE	FINAL
76	John Rave (7)	69 -- 6/28/2022	@ Amarillo	LCF	3	1	1	0-1	4-0	W, 20-6
77	Seuly Matias (12)	69 -- 6/28/2022	@ Amarillo	CF	0	6	2	1-1	11-1	W, 20-6
78	Tyler Gentry (4)	69 -- 6/28/2022	@ Amarillo	LCF	0	8	1	3-2	12-4	W, 20-6
79	Nick Loftin (7)	69 -- 6/28/2022	@ Amarillo	LCF	1	9	1	0-0	17-4	W, 20-6
80	Seuly Matias (13)	69 -- 6/28/2022	@ Amarillo	LF	1	9	2	0-0	20-4	W, 20-6
81	Nick Loftin (8)	70 -- 6/29/2022	@ Amarillo	LCF	0	1	1	0-0	1-0	L, 10-4
82	Tyler Gentry (5)	70 -- 6/29/2022	@ Amarillo	RF	0	1	1	2-1	2-0	L, 10-4
83	Tyler Gentry (6)	70 -- 6/29/2022	@ Amarillo	LCF	1	8	0	2-2	4-10	L, 10-4
84	Nick Loftin (9)	71 -- 6/30/2022	@ Amarillo	LF	0	3	0	0-0	2-0	L, 5-4
85	Robbie Glendinning (9)	71 -- 6/30/2022	@ Amarillo	LCF	0	3	1	0-2	3-0	L, 5-4
86	Jake Means (6)	71 -- 6/30/2022	@ Amarillo	LCF	0	7	0	1-2	4-0	L, 5-4
87	Tyler Gentry (7)	72 -- 7/1/2022	@ Amarillo	LCF	2	1	0	0-0	3-0	L, 11-10
88	Nick Loftin (10)	72 -- 7/1/2022	@ Amarillo	LCF	0	5	0	0-0	5-2	L, 11-10
89	Robbie Glendinning (10)	72 -- 7/1/2022	@ Amarillo	RCF	2	9	2	0-0	10-11	L, 11-10
90	Robbie Glendinning (11)	73 -- 7/2/2022	@ Amarillo	LCF	1	3	0	1-0	3-6	L, 13-12
91	Maikel Garcia (3)	73 -- 7/2/2022	@ Amarillo	LCF	0	5	2	3-1	7-8	L, 13-12
92	Robbie Glendinning (12)	74 -- 7/3/2022	@ Amarillo	LCF	1	1	1	3-2	3-0	W, 10-4
93	John Rave (8)	74 -- 7/3/2022	@ Amarillo	LF	1	7	0	2-2	9-4	W, 10-4
94	Robbie Glendinning (13)	74 -- 7/3/2022	@ Amarillo	LCF	0	9	1	2-2	10-4	W, 10-4
95	Tyler Copley (1)	75 -- 7/4/2022	vs. Tulsa	LF	0	6	2	2-2	5-5	W, 7-6
96	John Rave (9)	76 -- 7/6/2022	vs. Tulsa	RF	1	3	1	0-0	6-3	W, 12-4
97	Robbie Glendinning (14)	79 -- 7/9/2022	vs. Tulsa	RF	0	7	0	2-2	4-3	W, 4-3
98	Logan Porter (8)	82 -- 7/13/2022	@ Corpus Christi	LF	0	4	1	2-0	3-2	L, 10-3
99	Tyler Gentry (8)	83 -- 7/14/2022	@ Corpus Christi	LF	0	8	2	1-1	2-12	L, 16-3
100	Nick Loftin (11)	84 -- 7/15/2022	@ Corpus Christi	LF	0	3	0	3-1	3-5	W, 9-5
101	Logan Porter (9)	84 -- 7/15/2022	@ Corpus Christi	LF	0	5	2	2-1	4-5	W, 9-5
102	CJ Alexander (1)	85 -- 7/16/2022	@ Corpus Christi	LCF	0	2	0	0-0	3-2	L, 12-7
103	Jake Means (7)	85 -- 7/16/2022	@ Corpus Christi	LF	0	2	0	0-0	4-2	L, 12-7
104	Tyler Gentry (9)	86 -- 7/17/2022	@ Corpus Christi	LF	1	1	1	1-0	2-0	W, 16-7
105	Robbie Glendinning (15)	86 -- 7/17/2022	@ Corpus Christi	LCF	3	8	1	0-2	12-2	W, 16-7
106	Maikel Garcia (4)	87 -- 7/23/2022	vs. Springfield	LCF	0	9	2	1-0	4-7	L, 7-4
107	Robbie Glendinning (16)	88 -- 7/24/2022	vs. Springfield	CF	0	4	2	3-2	1-7	L, 11-4
108	John Rave (10)	91 -- 7/27/2022	@ Wichita	CF	0	4	0	3-2	3-0	W, 5-0
109	Logan Porter (10)	93 -- 7/29/2022	@ Wichita	LCF	0	2	0	0-0	1-0	W, 3-2
110	Tucker Bradley (7)	95 -- 7/31/2022	@ Wichita	RF	0	8	0	3-2	1-1	L, 5-3
111	Jake Means (8)	96 -- 8/2/2022	vs. Tulsa	LCF	1	3	1	0-0	2-1	W, 9-5
112	John Rave (11)	96 -- 8/2/2022	vs. Tulsa	LCF	2	7	1	1-0	8-5	W, 9-5
113	Tyler Gentry (10)	97 -- 8/3/2022	vs. Tulsa	RCF	2	3	0	2-2	3-0	W, 6-4
114	CJ Alexander (2)	97 -- 8/3/2022	vs. Tulsa	RF	1	3	1	1-2	6-0	W, 6-4
115	Nick Loftin (12)	98 -- 8/4/2022	vs. Tulsa	CF	1	1	0	3-2	2-2	L, 23-7
116	Seuly Matias (14)	98 -- 8/4/2022	vs. Tulsa	LCF	2	3	1	1-2	5-5	L, 23-7
117	CJ Alexander (3)	98 -- 8/4/2022	vs. Tulsa	RF	0	8	0	1-0	7-23	L, 23-7
118	CJ Alexander (4)	99 -- 8/5/2022	vs. Tulsa	RCF	2	2	2	3-1	7-0	L, 13-9
119	CJ Alexander (5)	100 -- 8/6/2022	vs. Tulsa	RF	0	8	1	0-1	2-9	L, 9-2
120	Robbie Glendinning (17)	101 -- 8/7/2022	vs. Tulsa	LCF	0	4	0	0-0	2-1	W, 8-1
121	Tyler Gentry (11)	103 -- 8/10/2022	@ Arkansas	RF	0	5	0	2-2	4-3	W, 8-4
122	CJ Alexander (6)	104 -- 8/11/2022	@ Arkansas	RF	1	4	2	0-2	2-5	L, 6-4
123	Seuly Matias (15)	104 -- 8/11/2022	@ Arkansas	LF	0	4	2	3-2	3-5	L, 6-4
124	CJ Alexander (7)	104 -- 8/11/2022	@ Arkansas	RF	0	9	2	2-2	4-6	L, 6-4
125	CJ Alexander (8)	106 -- 8/13/2022	@ Arkansas	RF	2	4	1	1-1	3-5	L, 11-5
126	Tyler Gentry (12)	106 -- 8/13/2022	@ Arkansas	LF	0	8	0	1-2	5-7	L, 11-5
127	John Rave (12)	109 -- 8/17/2022	vs. San Antonio	RF	2	1	1	1-0	5-0	L, 20-5
128	Brhet Bewley (3)	109 -- 8/17/2022	vs. San Antonio	LF	1	7	0	0-1	9-18	L, 20-5
129	Jake Means (9)	110 -- 8/18/2022	vs. San Antonio	LCF	2	8	1	11	4-8	L, 8-5
130	John Rave (13)	111 -- 8/19/2022	vs. San Antonio	RCF	0	8	2	2-0	8-6	W, 9-8
131	Tucker Bradley (8)	112 -- 8/20/2022	vs. San Antonio	RF	0	9	1	0-0	2-2	W, 5-3 (10)
132	Sebastian Rivero (5)	112 -- 8/20/2022	vs. San Antonio	LCF	1	10	2	1-0	5-3	W, 5-3 (10)
133	Luca Tresh (1)	113 -- 8/21/2022	vs. San Antonio	LF	1	2	0	1-1	2-3	W, 9-3
134	Tyler Gentry (13)	113 -- 8/21/2022	vs. San Antonio	CF	1	3	0	0-0	4-3	W, 9-3
135	Tucker Bradley (9)	113 -- 8/21/2022	vs. San Antonio	RF	1	5	2	0-0	9-3	W, 9-3
136	Robbie Glendinning (18)	114 -- 8/23/2022	vs. Springfield	LF	2	3	1	1-0	5-2	W, 8-7
137	C.J. Alexander	115 -- 8/24/2022	vs. Springfield	RF	0	9	2	0-0	7-18	L, 18-7
138	Jake Means (10)	117 -- 8/26/2022	vs. Springfield	LF	0	7	2	1-2	2-3	W, 6-4
139	Diego Hernández (1)	117 -- 8/26/2022	vs. Springfield	RCF	1	9	2	1-1	6-4	W, 6-4
140	Luca Tresh (2)	118 -- 8/27/2022	vs. Springfield	RCF	0	2	2	0-0	1-0	L, 2-1
141	Morgan McCullough (1)	119 -- 8/28/2022	vs. Springfield	RF	0	2	1	1-1	4-0	W, 7-2
142	Jake Means (11)	119 -- 8/28/2022	vs. Springfield	LCF	0	6	0	2-1	5-2	W, 7-2
143	Tucker Bradley (10)	120 -- 8/30/2022	@ Tulsa	RF	0	3	1	2-2	2-0	L, 7-3
144	Robbie Glendinning (19)	121 -- 8/31/2022	@ Tulsa	RF	2	3	2	2-1	3-1	W, 6-5
145	Tucker Bradley (11)	121 -- 8/31/2022	@ Tulsa	RF	0	9	0	2-0	6-5	W, 6-5
146	Diego Hernández (2)	122 -- 9/2/2022	@ Tulsa	RF	1	3	0	0-2	3-0	W, 5-3 (7)
147	Tucker Bradley (12)	122 -- 9/2/2022	@ Tulsa	RF	0	4	1	3-2	5-2	W, 5-3 (7)
148	Morgan McCullough (2)	124 -- 9/3/2022	@ Tulsa	RF	0	7	0	0-0	5-5	W, 8-6
149	Tyler Gentry (14)	124 -- 9/3/2022	@ Tulsa	LCF	2	9	2	0-2	8-5	W, 8-6
150	Tyler Gentry (15)	126 -- 9/6/2022	@ Wichita	LCF	1	8	0	2-2	2-0	W, 5-1
151	CJ Alexander (10)	128 -- 9/8/2022	@ Wichita	RCF	1	5	2	1-1	3-2	W, 6-3
152	Luca Tresh (3)	128 -- 9/8/2022	@ Wichita	LF	0	8	2	1-1	4-3	W, 6-3
153	Tyler Gentry (16)	129 -- 9/9/2022	@ Wichita	RCF	0	1	1	2-2	1-0	L, 13-7
154	Gavin Stupienski (1)	129 -- 9/9/2022	@ Wichita	LF	3	8	2	0-0	7-11	L, 13-7
155	Tyler Copley (2)	130 -- 9/10/2022	@ Wichita	RCF	0	7	2	1-1	2-0	L, 3-2
156	Luca Tresh (4)	132 -- 9/13/2022	vs. Frisco	LF	0	4	0	1-2	3-1	W, 8-4
157	Luca Tresh (5)	134 -- 9/15/2022	vs. Frisco	LF	2	3	0	1-2	3-0	W, 6-3
158	John Rave (14)	135 -- 9/16/2022	vs. Frisco	RF	1	5	2	3-1	3-6	L, 11-6
159	Jeison Guzmán (1)	136 -- 9/17/2022	vs. Frisco	RF	1	5	2	2-2	5-5	W, 7-5





## HOME RUN BREAKDOWN

PLAYER	2022 TOTAL	HOME ROAD		RHP	LHP	OUTS			RUNNERS ON				TIED GAME	GO AHEAD	DIRECTION					LAST				
						0	1	2	0	1	2	3			LF	LCF	CF	RCF	RF	DATE	OPPONENT	PITCHER	KIND	INN PA SINCE
Robbie Glendinning	19	9	10	14	5	5	6	8	9	5	4	1	-	6	5	9	1	1	3	8/31	@ Tulsa	N. Frasso	3-Run	▲ 3 62
Tyler Gentry	16	5	11	12	4	7	6	3	7	5	4	-	-	8	3	6	1	3	3	9/9	@ Wichita	B. Headrick	Solo	▲ 1 33
Seuly Matias	15	6	9	11	4	6	4	5	9	4	2	-	3	2	8	5	1	1	-	8/11	@ Arkansas	T. Dollard	Solo	▲ 4 73
John Rave	14	6	8	11	3	3	7	4	4	5	4	1	-	4	1	3	1	2	7	9/16	vs. Frisco	M. Englert	2-Run	▼ 5 7
Tucker Bradley	12	4	8	11	1	5	4	3	7	2	1	2	2	2	1	1	1	2	7	9/2	@ Tulsa	J. Rooney	Solo	▲ 4
Nick Loftin	12	2	10	6	6	4	5	3	6	5	-	1	1	2	4	7	1	-	-	8/4	vs. Tulsa	A. Gamboa	2-Run	▼ 1
Jake Means	11	7	4	8	3	6	2	3	6	4	1	-	-	4	5	5	-	1	-	8/28	vs. Springfield	G. Dalatri	Solo	▼ 6 52
CJ Alexander	10	5	5	7	3	2	3	5	5	3	2	-	-	2	-	1	-	2	7	9/8	@ Wichita	A. Rozek	2-Run	▲ 5 15
Logan Porter	10	5	5	8	2	4	4	2	8	2	-	-	1	3	6	2	1	1	-	7/29	@ Wichita	L. Varland	Solo	▲ 2
Michael Massey	9	3	6	7	2	3	5	1	3	3	2	1	2	3	1	1	1	4	2	6/10	@ Tulsa	B. Miller	2-Run	▲ 3
Luca Tresh	5	4	1	3	2	3	-	2	3	1	1	-	-	3	4	-	-	1	-	9/15	vs. Frisco	S. Nordlin	3-Run	▼ 3 8
Sebastian Rivero	5	5	-	4	1	2	-	3	2	3	-	-	1	1	3	1	-	1	-	8/20	vs. San Antonio	F. Schlichtholz	2-Run	▼ 10
Maikel Garcia	4	2	2	3	1	1	1	2	3	-	1	-	-	1	1	3	-	-	-	7/23	vs. Springfield	D. Roach	Solo	▼ 9
Nate Eaton	4	1	3	4	-	2	2	-	4	-	-	-	-	3	2	2	-	-	-	5/25	@ Midland	Z. Plunkett	Solo	▲ 5
Brhet Bewley	3	2	1	3	-	3	-	-	2	1	-	-	-	-	2	1	-	-	-	8/17	vs. San Antonio	E. Bencomo	2-Run	▼ 7
Tyler Crolepy	2	1	1	-	2	-	-	2	2	-	-	-	1	-	1	-	-	1	-	9/10	@ Wichita	M. Boyle	Solo	▲ 7 9
Morgan McCullough	2	1	1	2	-	1	1	-	2	-	-	-	1	-	-	-	-	2	-	9/3	@ Tulsa	J. Leasure	Solo	▲ 7 24
Diego Hernández	2	1	1	1	1	1	-	1	-	2	-	-	-	1	-	-	-	1	1	9/2	@ Tulsa	J. Rooney	2-Run	▲ 3
Ryan Grotjohn	2	2	-	2	-	-	1	1	-	2	-	-	-	1	1	-	-	1	-	6/5	vs. Corpus Christi	J. Sprinkle	2-Run	▼ 8 39
Jeison Guzmán	1	1	-	1	-	-	-	1	-	1	-	-	1	-	-	-	-	-	1	9/17	vs. Frisco	R. Vanasco	2-Run	▼ 5 1
Gavin Stupienski	1	-	1	1	-	-	-	1	-	-	-	1	-	-	1	-	-	-	-	9/9	@ Wichita	H. McMahon	Grand Slam	▲ 8 10
	159	72	87	119	40	58	51	50	82	48	22	7	13	46	49	47	8	22	33					

## INNING DISTRIBUTION

1st Inning	2nd Inning	3rd Inning	4th Inning	5th Inning	6th Inning	7th Inning	8th Inning	9th Inning	10th Inning	11th Inning
12	24	28	17	17	10	15	20	13	2	1

## NOTABLE NATURALS HOME RUNS

BACK-TO-BACK HOMERS (3)		2-HOMER GAMES (5)		3-HOMER GAMES (0)		GRAND SLAMS (7)	
PLAYERS	DATE/OPPONENT (INN.)	PLAYER (CAREER NO.)	DATE/OPPONENT	PLAYER (CAREER NO.)	DATE/OPPONENT	PLAYER (CAREER NO.)	DATE/OPPONENT (INN.)
Brhet Bewley & Tucker Bradley	5/5 @ Springfield (6th)	Sebastian Rivero (1st)	4/27 vs. Amarillo			Nick Loftin (2nd)	4/22 @ Frisco (2nd)
Nick Loftin & Tyler Gentry	6/29 @ Amarillo (1st)	Seuly Matias (9th)	6/28 @ Amarillo			Tucker Bradley (1st)	4/23 @ Frisco (5th)
CJ Alexander & Jake Means	7/16 @ Corpus Christi (2nd)	Tyler Gentry (2nd)	6/29 @ Amarillo			Tucker Bradley (2nd)	5/13 vs. Wichita (5th)
		Robbie Glendinning (1st)	7/3 @ Amarillo			Michael Massey (2nd)	5/24 @ Midland (7th)
		CJ Alexander (5th)	8/11 @ Arkansas			John Rave (2nd)	6/28 @ Amarillo (1st)
						Robbie Glendinning (2nd)	7/17 @ Corpus Christi (8th)
						Gavin Stupienski (2nd)	9/8 @ Wichita (8th)
LEADOFF HOMERS (1)		INSIDE-THE PARK HOMERS (0)		PINCH-HIT HOMERS (0)		WALK-OFF HOMERS (3)	
PLAYER (CAREER NO.)	DATE/OPPONENT	PLAYER (CAREER NO.)	DATE/OPPONENT (INN.)	PLAYER (CAREER NO.)	DATE/OPPONENT (INN.)	PLAYER	DATE/OPPONENT
Maikel Garcia (2nd)	6/17 vs. Arkansas					Seuly Matias	6/4 vs. Corpus Christi
						Sebastian Rivero	8/20 vs. San Antonio
						Diego Hernández	8/26 vs. Springfield

HOME RUN SITUATION	# OF	DATE OF LAST	BATTER ('22 HR #)	PITCHER	COUNT	RUNNERS ON	OUTS	INNING	SCORE @ HR	FINAL
GO-AHEAD HOME RUN	46	September 15 vs. Frisco	Luca Tresh (5)	Seth Nordlin	1-2	2	0	▼ 3	3-0	W, 6-3
GAME-TYING HOME RUN	13	September 17 vs. Frisco	Jeison Guzmán (1)	Ricky Vanasco	2-2	1	2	▼ 5	5-5	W, 7-5

## NOTABLE OPPOSING HOME RUNS

BACK-TO-BACK HOMERS (3)		2-HOMER GAMES (7)		3-HOMER GAMES (0)		GRAND SLAMS (7)	
PLAYERS	DATE/OPPONENT (INN.)	PLAYER (CAREER NO.)	DATE/OPPONENT	PLAYER (CAREER NO.)	DATE/OPPONENT	PLAYER	DATE/OPPONENT (INN.)
Leandro Cedeño & Jorge Barrosa	5/1 vs. Amarillo (8th)	Dio Arias (1st)	4/21 @ Frisco			Justin Foscue	4/21 @ Frisco (3rd)
Alex Isola & Andrew Bechtold	5/10 vs. Wichita (4th)	Leandro Cedeño (4th)	4/30 vs. Amarillo			Leandro Cedeño	6/30 @ Amarillo (8th)
Leonel Valera & Kody Hoese	8/30 @ Tulsa (4th)	Andy Pages (8th)	6/7 @ Tulsa			Wilyer Abreu	7/14 @ Corpus Christi (8th)
		Joe Rizzo (3rd)	6/14 vs. Arkansas			Brandon Lewis	8/5 vs. Tulsa (8th)
		Cade Marlowe (3rd)	6/17 vs. Arkansas			Brandon Dixon	8/17 vs. San Antonio (2nd)
		Edouard Julien (2nd)	7/30 @ Wichita			Chandler Redmond	8/24 vs. Springfield (4th)
		Brandon Lewis (6th)	9/2 @ Tulsa			Nick Dunn	8/24 vs. Springfield (7th)
LEADOFF HOMERS (4)		INSIDE-THE PARK HOMERS (0)		PINCH-HIT HOMERS (0)		WALK-OFF HOMERS (0)	
PLAYER	DATE/OPPONENT	PLAYER	DATE/OPPONENT (INN.)	PLAYER	DATE/OPPONENT (INN.)	PLAYER	DATE/OPPONENT
Jonathan Ornelas	4/24 @ Frisco						
Jorge Barrosa	7/3 @ Amarillo						
Jonny DeLuca	7/6 vs. Tulsa						
Edouard Julien	7/30 @ Wichita						



## AFTER-INNING RECORDS

### LEADING TRAILING TIED

AFTER 1 INNING	19 - 15	13 - 28	23 - 34
AFTER 2 INNINGS	23 - 15	20 - 42	13 - 19
AFTER 3 INNINGS	35 - 17	13 - 46	8 - 14
AFTER 4 INNINGS	34 - 14	11 - 52	11 - 11
AFTER 5 INNINGS	40 - 10	9 - 61	7 - 6
AFTER 6 INNINGS	42 - 11	7 - 62	7 - 4
AFTER 7 INNINGS	44 - 5	3 - 67	6 - 4
AFTER 8 INNINGS	47 - 1	2 - 70	4 - 5

## NATURALS BIG INNINGS

DATE	INNING	RUNS
1. 6/28 @ Tulsa	9th Inning	8
6/10 @ Tulsa	7th Inning	8
4/12 vs. Wichita	1st Inning	8
4. 8/7 vs. Tulsa	4th Inning	7
6/18 vs. Arkansas	2nd Inning	7
4/27 vs. Amarillo	4th Inning	7
7. 8/24 vs. Springfield	7th Inning	6
8/17 vs. San Antonio	9th Inning	6
8/3 vs. Tulsa	3rd Inning	6
5/27 @ Midland	2nd Inning	6
5/4 @ Springfield	9th Inning	6

## SCORE BY INNINGS

	1	2	3	4	5	6	7	8	9	10	11+	TOTAL
Naturals	80	79	129	79	88	51	104	67	82	10	4	773
Opponents	102	103	125	76	89	126	119	98	31	7	5	881
<b>Difference</b>	<b>-22</b>	<b>-24</b>	<b>4</b>	<b>3</b>	<b>-1</b>	<b>-75</b>	<b>-15</b>	<b>-31</b>	<b>51</b>	<b>3</b>	<b>-1</b>	<b>-108</b>
SCORE BY INNINGS V. FRISCO	1	2	3	4	5	6	7	8	9	10	11+	TOTAL
Naturals	5	7	16	7	17	6	5	2	3	0	0	68
RoughRiders	2	13	9	1	10	9	12	1	2	0	0	59
<b>vs. Frisco Difference</b>	<b>3</b>	<b>-6</b>	<b>7</b>	<b>6</b>	<b>7</b>	<b>-3</b>	<b>-7</b>	<b>1</b>	<b>1</b>	<b>0</b>	<b>0</b>	<b>9</b>

## MULTI-RUN INNINGS

	2	3	4	5	6	7	8	9	10+	TOTAL
Naturals	89	61	25	9	5	3	3	-	-	195
Opponents	112	34	35	21	9	5	-	-	2	218

## RECORD BY RUNS SCORED/ALLOWED

RUNS	0	1	2	3	4	5	6	7	8	9	10	11+
SCORED	0 - 6	0 - 10	0 - 13	2 - 13	3 - 12	5 - 8	7 - 5	8 - 5	10 - 0	9 - 1	3 - 1	12 - 3
ALLOWED	6 - 0	2 - 1	5 - 5	11 - 3	1 - 4	11 - 12	7 - 6	4 - 7	2 - 5	0 - 6	0 - 5	0 - 25

## RECORD BY MARGIN OF VICTORY/DEFEAT

1 Run	2 Runs	3 Runs	4 Runs	5 Runs	6 Runs	7 Runs	8 Runs	9 Runs	10+ Runs
8 - 20	9 - 8	10 - 9	9 - 4	5 - 9	4 - 9	3 - 7	4 - 3	4 - 1	2 - 8

## 2022 NATURALS MONTH BY MONTH

### HITTING

MONTH	AVG	G	AB	R	H	TB	2B	3B	HR	RBI	BB	IBB	SO	SB	CS	OBP	SLG	OPS	SAC	SF	HBP	GIDP	LOB
APRIL	.261	20	690	126	180	291	37	4	22	112	97	1	183	32	5	.357	.422	.779	4	9	11	14	151
MAY	.285	25	892	160	254	406	53	6	29	151	94	3	222	31	7	.353	.455	.808	8	15	9	18	190
JUNE	.232	26	848	139	197	345	43	0	35	128	112	0	246	32	6	.335	.407	.742	4	7	22	16	175
JULY	.267	24	821	134	219	349	52	3	24	119	115	1	238	31	9	.360	.425	.785	5	11	11	17	190
AUGUST	.246	26	861	149	212	353	36	0	35	138	142	3	252	30	11	.357	.410	.767	2	16	15	11	206
SEPTEMBER	.262	15	492	65	129	194	19	2	14	63	71	1	143	20	7	.360	.394	.754	1	2	5	12	122
<b>TOTAL</b>	<b>.259</b>	<b>136</b>	<b>4604</b>	<b>773</b>	<b>1192</b>	<b>1939</b>	<b>240</b>	<b>15</b>	<b>159</b>	<b>711</b>	<b>631</b>	<b>9</b>	<b>1284</b>	<b>176</b>	<b>45</b>	<b>.353</b>	<b>.421</b>	<b>.774</b>	<b>24</b>	<b>60</b>	<b>73</b>	<b>88</b>	<b>1034</b>

### PITCHING

MONTH	W	L	ERA	G	GS	CG	SHO	GF	HLD	SV	SVO	IP	H	R	ER	HR	HB	BB	SO	WP	BK	WHIP	AVG
APRIL	9	11	5.98	20	20	0	0	20	3	3	5	179.0	194	127	119	25	11	87	158	17	1	1.57	.276
MAY	13	12	4.43	25	25	0	2	25	4	3	6	219.1	197	120	108	25	12	123	249	9	1	1.46	.239
JUNE	10	16	6.17	26	26	1	3	25	2	2	4	227.2	242	174	156	33	17	136	248	11	6	1.66	.270
JULY	8	16	6.78	24	24	0	1	24	1	3	4	207.0	247	177	156	40	27	138	209	20	2	1.86	.294
AUGUST	11	15	6.76	26	26	0	0	26	3	4	10	229.0	260	200	172	30	17	152	220	23	3	1.80	.284
SEPTEMBER	7	8	5.24	15	15	0	0	15	6	6	8	125.1	145	83	73	10	8	61	121	10	3	1.64	.292
<b>TOTAL</b>	<b>58</b>	<b>78</b>	<b>5.94</b>	<b>136</b>	<b>136</b>	<b>1</b>	<b>6</b>	<b>135</b>	<b>19</b>	<b>21</b>	<b>37</b>	<b>1187.1</b>	<b>1285</b>	<b>881</b>	<b>784</b>	<b>163</b>	<b>92</b>	<b>697</b>	<b>1205</b>	<b>90</b>	<b>16</b>	<b>1.67</b>	<b>.275</b>

## 2022 WALK-OFF TRACKER (5 FOR, 4 AGAINST)

GAME #	DATE	OPPONENT	FINAL (INN.)	PLAYER	WINNING RUN	PITCHER	HOW	OUTS	COUNT
33	May 18	@ Arkansas	L, 7-5 (10)	Zach DeLoach	Jack Larsen	Walter Pennington	RBI single to right field	2	0-1
41	May 26	@ Midland	L, 2-1 (10)	Shane Selman	Logan Davidson	Zack Phillips	RBI single to right-center field	2	2-2
49	June 4	vs. Corpus Christi	W, 6-5 (10)	<b>Seuly Matias</b>	<b>Seuly Matias</b>	<b>Devin Conn</b>	<b>2-run home run to left field</b>	<b>2</b>	<b>1-1</b>
71	June 30	@ Amarillo	L, 5-4 (9)	Andy Yerzy	Tim Tawa	Yefri Del Rosario	Sacrifice fly to right field	2	0-1
75	July 4	vs. Tulsa	W, 7-6 (10)	<b>Seuly Matias</b>	<b>John Rave</b>	<b>Guillermo Zuniga</b>	<b>RBI single to right-center field</b>	<b>0</b>	<b>1-2</b>
111	August 19	vs. San Antonio	W, 9-8 (9)	<b>Diego Hernández</b>	<b>Jake Means</b>	<b>Oswaldo Hernandez</b>	<b>RBI fielder's choice to 2nd base</b>	<b>1</b>	<b>0-0</b>
112	August 20	vs. San Antonio	W, 5-3 (10)	<b>Sebastian Rivero</b>	<b>Jake Means</b>	<b>Fred Schlichtholz</b>	<b>2-run home run to left field</b>	<b>2</b>	<b>1-0</b>
117	August 26	vs. Springfield	W, 6-4 (9)	<b>Diego Hernández</b>	<b>John Rave</b>	<b>Dalton Roach</b>	<b>2-run home run to right field</b>	<b>2</b>	<b>1-1</b>
130	September 10	@ Wichita	L, 3-2 (9)	Yunior Severino	Edouard Julien	Kasey Kalich	2-run single to right-center field	1	2-1

*Bold Indicates Naturals Walk-off*

## 2022 NATURALS EJECTIONS (8)

DATE	INNING	WHO (POSITION)	WHY	UMPIRE (POSITION)
June 2 vs. Corpus Christi	▼ 7	Robbie Glendinning (1B)	Arguing (Balls/Strikes)	Steven Rios Jr. (HP)
June 3 vs. Corpus Christi	▼ 5	Michael Massey (DH)	Arguing (Balls/Strikes)	Mike Carroll (HP)
June 24 vs. Springfield	▼ 3	Seuly Matias (RF)	Arguing (Balls/Strikes)	Pete Talkington (HP)
July 17 @ Corpus Christi	▲ 3	Jake Means (2B)	Instigating	Ty Krauss (HP)
August 19 vs. San Antonio	▼ 6	Robbie Glendinning (2B)	Arguing (Check Swing)	Jake Bruner (HP)
August 19 vs. San Antonio	▼ 6	Chris Widger (Manager)	Arguing	Jake Bruner (HP)
August 28 vs. Springfield	▲ 6	Chris Widger (Manager)	Arguing	Isaias Barba (1B)
September 10 @ Wichita	▲ 6	C.J. Alexander (1B)	Arguing (Safe/Out)	Steven Rios Jr. (1B)





## OPPONENT

vs. Amarillo	5-7
vs. Arkansas	6-12
vs. Corpus Christi	4-8
vs. Frisco	7-4
vs. Midland	4-2
vs. San Antonio	3-3
vs. Springfield	8-16
vs. Tulsa	13-11
vs. Wichita	8-15

## PITCHING

vs. Left-Handed Starter	14-10
vs. Right-Handed Starter	44-58
WITH Left-Handed Starter	41-40
WITH Right-Handed Starter	17-38
0-5 strikeouts	2-10
6-10 strikeouts	35-52
11+ strikeouts	20-17
0 runs of support	4-31
1-4 runs of support	26-39
5-9 runs of support	25-8
10+ runs of support	3-0

## SCORING

1-Run Games	8-20
2-Run Games	9-8
3-4-Run Games	20-13
5+ Run Games	21-36
Extra Innings	4-4
Shutouts	6-6
Doubleheaders	3-1 (1 Sweep, 1 Split)
Scoring 0-2 Runs	0-29
3-5 Runs	10-33
6-9 Runs	34-11
10+ Runs	14-5
Opponent 0-2 Runs	13-5
3-5 Runs	32-20
6-9 Runs	13-23
10+ Runs	0-30
Scored in 1st Inning	22-19
Opponent scored in 1st	16-33
Scores first	36-26
Opponent scores first	22-52

## HITTING

Naturals 0-5 hits	3-24
6-9 hits	16-37
10+ hits	39-17
Opponent 0-5 hits	14-2
6-9 hits	28-27
10+ hits	16-49
Hit 0 home runs	8-35
1 home run	20-27
2 home runs	21-9
3+ home runs	9-7
Opponent hit 0 home runs	23-18
1 home run	23-27
2 home runs	9-18
3+ home runs	3-15
Out-hit opponent	46-11
Out-hit by opponent	6-64
Hits are tied	6-3
Leave 0-5 runners on base	10-17
6-9 on base	35-44
10+ on base	13-17
Opponent leaves 0-5 runners on base	12-13
6-9 on base	29-41
10+ on base	17-24
Steals 0 bases	7-40
1 base	20-23
2+ bases	31-15
Opponent steals 0 bases	28-24
1 base	11-25
2+ bases	19-29

## FIELDING

Made 0 errors	36-25
1 error	11-25
2 errors	9-21
3+ errors	2-7
Opponent made 0 errors	20-37
1 error	23-24
2 errors	11-12
3+ errors	4-5

## TEAM HIGHS

LONGEST WIN STREAK	4 Games (2x)	Last: August 19-23
LONGEST LOSING STREAK	7 Games	Last: August 11-18
LONGEST HOME WINNING STREAK	4 Games	August 19-23
LONGEST HOME LOSING STREAK	6 Games	June 21-26
LONGEST ROAD WINNING STREAK	4 Games	Last: May 21-25
LONGEST ROAD LOSING STREAK	4 Games (3x)	August 11-14
LARGEST MARGIN OF VICTORY	14 Runs	June 28 @ Amarillo, 20-6 W
LARGEST MARGIN OF DEFEAT	16 Runs	August 4 vs. Tulsa, 23-7 L
LONGEST GAME, INNINGS	11 Innings	April 26 vs. Amarillo, 6-5 L
LONGEST GAME, TIME	3:55	April 8 @ Springfield, 11-8 W
LONGEST 9-INNING GAME, TIME (PRE-PITCH CLOCK)	3:55	April 8 @ Springfield, 11-8 W
LONGEST 9-INNING GAME, TIME (POST-PITCH CLOCK)	3:45	August 4 vs. Tulsa, 23-7 L
SHORTEST 9-INNING GAME, TIME	1:58	May 29 @ Midland, 3-1 L
SHORTEST GAME, TIME	1:41	Game 2 - June 9 @ Tulsa, 3-0 W (7 Innings)
LARGEST COMEBACK WIN	4 Runs (5x)	Last: After the 5th inning, Angelo Castellano, September 3 @ Tulsa, 8-6 W
LARGEST MARGIN OF LEAD SURRENDERED (IN A LOSS)	7 Runs	After the end of the 2nd inning, August 5 vs. Tulsa, 12-9 L
MOST ERRORS, TEAM	5	June 16 vs. Arkansas, 18-3 L
MOST ERRORS, PLAYER	3, Jeison Guzmán	September 10 @ Wichita, 3-2 L
LARGEST CROWD, HOME	5,857	April 30 vs. Amarillo, 7-5 L
LARGEST CROWD, ROAD	7,977, ONEOK Field (Tulsa)	June 10 @ Tulsa, 13-4 W
WARMEST FIRST PITCH	100°	July 26 @ Wichita, 9-3 L
COLDEST FIRST PITCH	42°	April 8 @ Springfield, 11-8 W

## OFFENSIVE HIGHS

MOST RUNS SCORED, GAME	20	June 28 @ Amarillo, 20-6 W
MOST RUNS SCORED, INNING	8 (3x)	Last: 9th Inning, June 28 @ Amarillo, 20-6 W
<b>MOST CONSECUTIVE INNINGS SCORED</b>	<b>7 (2x) *</b>	<b>Last: 1st through 7th Innings, May 25 @ Midland, 11-3 W</b>
<b>FEWEST HITS, GAME</b>	<b>0 ^</b>	<b>August 12 @ Arkansas, 6-0 L</b>
MOST HITS, GAME	17 (4x)	June 28 @ Amarillo, 20-6 W
MOST DOUBLES, GAME	7	June 28 @ Amarillo, 20-6 W
MOST TRIPLES, GAME	1 (15x)	Last: September 13 vs. Frisco, 8-4 W
MOST HOME RUNS, GAME	5	June 28 @ Amarillo, 20-6 W
<b>MOST EXTRA-BASE HITS, GAME</b>	<b>12 *</b>	<b>7 Doubles + 5 Home Runs, June 28 @ Amarillo, 20-6 W</b>
<b>MOST RBI, GAME</b>	<b>20 ^</b>	<b>June 28 @ Amarillo, 20-6 W</b>
MOST RUNNERS LOB, GAME	13 (2x)	Last: August 19 vs. San Antonio, 9-8 W
MOST TOTAL BASES, GAME	39	June 28 @ Amarillo, 20-6 W
MOST WALKS, GAME	13	August 5 vs. Tulsa, 12-9 L
MOST STRIKEOUTS, GAME	17	June 7 @ Tulsa, 5-2 L
FEWEST STRIKEOUTS, GAME	3 (3x)	Last: July 24 vs. Springfield, 11-4 L
MOST STOLEN BASES, GAME	6	July 6 vs. Tulsa, 12-4 W
MOST HIT BY PITCHES	4	June 19 vs. Arkansas, 4-0 W

## INDIVIDUAL OFFENSIVE HIGHS

<b>MOST RUNS, GAME</b>	<b>4 (5x) ^</b>	<b>Last: CJ Alexander, August 17 vs. San Antonio, 20-15 L</b>
MOST HITS, GAME	4 (3x)	Last: Nick Loftin, July 15 @ Corpus Christi, 9-5 W
<b>MOST DOUBLES, GAME</b>	<b>3, Nick Loftin ^</b>	<b>May 4 @ Springfield, 13-3 W</b>
MOST TRIPLES, GAME	1 (15x)	Last: CJ Alexander, September 13 vs. Frisco, 8-4 W
MOST HOME RUNS, GAME	2 (5x)	Last: CJ Alexander, August 11 @ Arkansas, 6-4 L
MOST RBI, GAME	6 (2x)	Last: CJ Alexander, August 5 vs. Tulsa, 12-9 L
MOST WALKS, GAME	4, Robbie Glendinning	August 25 vs. Springfield, 14-6 L
MOST STRIKEOUTS, GAME	4 (7x)	Last: Seuly Matias, September 9 @ Wichita, 13-7 L
MOST STOLEN BASES, GAME	3, Tucker Bradley	July 9 vs. Tulsa, 6-3 W
<b>MOST HIT BY PITCHES, GAME</b>	<b>3, Tyler Cromptley ^</b>	<b>June 19 vs. Arkansas, 4-0 W</b>

## PITCHING HIGHS

MOST RUNS ALLOWED, GAME	23	August 4 vs. Tulsa, 23-7 L
<b>MOST RUNS ALLOWED, INNING</b>	<b>12 *</b>	<b>7th Inning, August 24 vs. Springfield, 18-7 L</b>
FEWEST HITS ALLOWED, GAME	2	June 2 vs. Corpus Christi, 8-2 W
MOST HITS ALLOWED, GAME	21	August 4 vs. Tulsa, 23-7 L
<b>FEWEST STRIKEOUTS, GAME</b>	<b>0 ^</b>	<b>April 10 @ Springfield, 10-5 L</b>
MOST STRIKEOUTS, GAME	18	June 4 vs. Corpus Christi, 6-5 W (10)
FEWEST WALKS ALLOWED, GAME	0 (2x)	Last: June 11 @ Tulsa, 9-4 L
<b>MOST WALKS ALLOWED, GAME</b>	<b>16 *</b>	<b>June 5 vs. Corpus Christi, 17-4 L</b>
MOST HOME RUNS ALLOWED, GAME	5 (2x)	Last: August 4 vs. Tulsa, 23-7 L

## INDIVIDUAL PITCHING HIGHS

MOST RUNS ALLOWED, GAME	10, T.J. Sikkema	September 2 @ Tulsa Game 2, 12-1 L
MOST EARNED RUNS ALLOWED, GAME	9, Noah Murdock	July 16 @ Corpus Christi, 13-7 L
FEWEST HITS ALLOWED, GAME (STARTER)	0 (2x)	Last: Asa Lacy (0.2 IP), July 15 @ Corpus Christi, 9-5 W
MOST HITS ALLOWED, GAME	10 (4x)	Last: Anthony Veneziano, August 5 vs. Tulsa, 12-9 L
MOST HOME RUNS ALLOWED, GAME	4	July 2 @ Amarillo, 13-12 L
MOST STRIKEOUTS	10 (5x)	Last: Anthony Veneziano, July 23 vs. Springfield, 7-4 L
<b>MOST CONSECUTIVE STRIKEOUTS</b>	<b>8, Alec Marsh (2nd to 4th Innings) *</b>	<b>May 19 @ Arkansas, 5-0 L</b>
MOST WALKS ALLOWED, GAME	6 (3x)	Last: Noah Murdock, July 26 @ Wichita, 9-3 L
<b>MOST HIT BATTERS, GAME</b>	<b>4, Noah Murdock ^</b>	<b>July 26 @ Wichita, 9-3 L</b>
MOST INNINGS PITCHED, STARTER	7.0 (4x)	Last: Ángel Zerpa, June 30 @ Amarillo, 5-4 L
MOST PITCHES THROWN, STARTER	105, Alec Marsh	September 10 @ Wichita, 3-2 L
MOST INNINGS PITCHED, RELIEVER	4.2, Anthony Veneziano	May 14 vs. Wichita, 7-6 L
MOST PITCHES THROWN, RELIEVER	74, Dante Biasi	May 21 @ Arkansas, W, 11-4 (8)

^ Indicates All-Time Naturals Record Tied

\* Indicates All-Time Naturals Record Set

DATE	OPPONENT	RESULT	SP	C	1B	2B	3B	SS	LF	CF	RF	DH
4/8	@ Springfield	W, 11-8	Drew Parrish	Sebastian Rivero	Jake Means	Michael Massey	Nate Eaton	Maikel Garcia	John Rave	Nick Loftin	Seuly Matias	Robbie Glendinning
4/9	@ Springfield	L, 14-11	Anthony Veneziano	Sebastian Rivero	Robbie Glendinning	Michael Massey	Nate Eaton	Maikel Garcia	John Rave	Nick Loftin	Seuly Matias	Logan Porter
4/10	@ Springfield	L, 10-5	Angel Zerpa	Tyler Cropley	Jake Means	Ryan Grotjohm	Nate Eaton	Maikel Garcia	Tucker Bradley	Nick Loftin	Seuly Matias	Michael Massey
4/12	WICHITA	W, 8-6	Sebastian Rivero	Logan Porter	Jake Means	Michael Massey	Nate Eaton	Maikel Garcia	John Rave	Nick Loftin	Tucker Bradley	Seuly Matias
4/13	WICHITA	W, 5-3	Alec Marsh	Sebastian Rivero	Robbie Glendinning	Michael Massey	Robbie Glendinning	Maikel Garcia	John Rave	Nick Loftin	Seuly Matias	John Rave
4/14	WICHITA	L, 7-1	Drew Parrish	Sebastian Rivero	Robbie Glendinning	Ryan Grotjohm	Jake Means	Maikel Garcia	John Rave	Nick Loftin	Nate Eaton	Logan Porter
4/15	WICHITA	L, 4-2	Anthony Veneziano	Tyler Cropley	Jake Means	Michael Massey	Nate Eaton	Maikel Garcia	Tucker Bradley	Nick Loftin	Seuly Matias	Robbie Glendinning
4/16	WICHITA	L, 6-5 (10)	Angel Zerpa	Sebastian Rivero	Jake Means	Michael Massey	Nate Eaton	Ryan Grotjohm	John Rave	Nick Loftin	Tucker Bradley	Logan Porter
4/17	WICHITA	L, 5-1	Asa Lacy	Tyler Cropley	Logan Porter	Michael Massey	Robbie Glendinning	Maikel Garcia	Nate Eaton	John Rave	Seuly Matias	Tucker Bradley
4/18	WICHITA	L, 4-3	Alec Marsh	Sebastian Rivero	Jake Means	Michael Massey	Nate Eaton	Maikel Garcia	John Rave	Nick Loftin	Seuly Matias	Robbie Glendinning
4/20	@ Frisco	W, 7-2	Drew Parrish	Sebastian Rivero	Robbie Glendinning	Michael Massey	Nate Eaton	Maikel Garcia	John Rave	Nick Loftin	Seuly Matias	Logan Porter
4/21	@ Frisco	L, 12-2	Anthony Veneziano	Logan Porter	Jake Means	Michael Massey	Robbie Glendinning	Maikel Garcia	Tucker Bradley	John Rave	Seuly Matias	Nick Loftin
4/22	@ Frisco	W, 11-2	Angel Zerpa	Sebastian Rivero	Logan Porter	Michael Massey	Jake Means	Maikel Garcia	Nate Eaton	Nick Loftin	Seuly Matias	Robbie Glendinning
4/23	@ Frisco	W, 12-4	Dante Biasi	Sebastian Rivero	Jake Means	Michael Massey	Robbie Glendinning	Maikel Garcia	John Rave	Nick Loftin	Tucker Bradley	Nate Eaton
4/24	@ Frisco	W, 4-3	Alec Marsh	Logan Porter	Robbie Glendinning	Michael Massey	Jake Means	Maikel Garcia	Tucker Bradley	Nick Loftin	Seuly Matias	Nick Loftin
4/26	AMARILLO	L, 1-2 (11)	Drew Parrish	Sebastian Rivero	Jake Means	Michael Massey	Nate Eaton	Maikel Garcia	John Rave	Nick Loftin	Seuly Matias	Robbie Glendinning
4/27	AMARILLO	W, 12-6	Anthony Veneziano	Sebastian Rivero	Logan Porter	Michael Massey	Nate Eaton	Maikel Garcia	John Rave	Nick Loftin	Seuly Matias	Tucker Bradley
4/28	AMARILLO	L, 9-5	Angel Zerpa	Sebastian Rivero	Robbie Glendinning	Michael Massey	Jake Means	Maikel Garcia	Tucker Bradley	Nick Loftin	Nate Eaton	Seuly Matias
4/29	AMARILLO	W, 8-7	Dante Biasi	Logan Porter	Jake Means	Michael Massey	Robbie Glendinning	Maikel Garcia	Nate Eaton	John Rave	Tucker Bradley	Nick Loftin
4/30	AMARILLO	L, 7-5	Alec Marsh	Sebastian Rivero	Logan Porter	Ryan Grotjohm	Nate Eaton	Maikel Garcia	Tucker Bradley	Nick Loftin	John Rave	Michael Massey
5/1	AMARILLO	W, 5-5	Drew Parrish	Logan Porter	Robbie Glendinning	Michael Massey	Jake Means	Maikel Garcia	Tucker Bradley	John Rave	Seuly Matias	Robbie Glendinning
5/3	@ Springfield	L, 12-5	Anthony Veneziano	Sebastian Rivero	Jake Means	Michael Massey	Nate Eaton	Maikel Garcia	John Rave	Nick Loftin	Seuly Matias	Logan Porter
5/4	@ Springfield	W, 13-3	Marcelo Martinez	Sebastian Rivero	Robbie Glendinning	Michael Massey	Nate Eaton	Maikel Garcia	John Rave	Nick Loftin	Seuly Matias	Logan Porter
5/5	@ Springfield	W, 9-6	Dante Biasi	Logan Porter	Robbie Glendinning	Brhet Bewley	Jake Means	Maikel Garcia	Tucker Bradley	Nick Loftin	Seuly Matias	Nate Eaton
5/6	@ Springfield	L, 2-1	Alec Marsh	Sebastian Rivero	Robbie Glendinning	Michael Massey	Nate Eaton	Maikel Garcia	Tucker Bradley	Nick Loftin	John Rave	Seuly Matias
5/7	@ Springfield	W, 4-0	Drew Parrish	Logan Porter	Jake Means	Michael Massey	Brhet Bewley	Maikel Garcia	John Rave	Nick Loftin	Seuly Matias	Nick Loftin
5/8	@ Springfield	W, 5-3	Anthony Veneziano	Logan Porter	Robbie Glendinning	Michael Massey	Jake Means	Maikel Garcia	Tucker Bradley	John Rave	Tucker Bradley	John Rave
5/10	WICHITA	W, 7-4	Marcelo Martinez	Logan Porter	Robbie Glendinning	Michael Massey	Nate Eaton	Maikel Garcia	Tucker Bradley	Nick Loftin	Seuly Matias	John Rave
5/11	WICHITA	L, 4-3	Angel Zerpa	Logan Porter	Robbie Glendinning	Michael Massey	Jake Means	Maikel Garcia	Tucker Bradley	John Rave	Nate Eaton	Seuly Matias
5/12	WICHITA	L, 10-4	Alec Marsh	Logan Porter	Robbie Glendinning	Brhet Bewley	Nate Eaton	Maikel Garcia	John Rave	Nick Loftin	Seuly Matias	Michael Massey
5/13	WICHITA	W, 7-0	Drew Parrish	Gavin Stupinski	Jake Means	Michael Massey	Nate Eaton	Maikel Garcia	John Rave	Nick Loftin	Seuly Matias	Tucker Bradley
5/14	WICHITA	L, 7-6	Will Klein	Sebastian Rivero	Robbie Glendinning	Michael Massey	Jake Means	Maikel Garcia	Tucker Bradley	Nick Loftin	Seuly Matias	Logan Porter
5/17	@ Arkansas	L, 7-6 (10)	Marcelo Martinez	Logan Porter	Robbie Glendinning	Michael Massey	Nate Eaton	Maikel Garcia	John Rave	Nick Loftin	Seuly Matias	Tucker Bradley
5/18	@ Arkansas	L, 5-4	Angel Zerpa	Logan Porter	Robbie Glendinning	Michael Massey	Jake Means	Maikel Garcia	John Rave	Nick Loftin	Nate Eaton	Seuly Matias
5/19	@ Arkansas	L, 5-0	Alec Marsh	Logan Porter	Robbie Glendinning	Brhet Bewley	Nate Eaton	Maikel Garcia	Tucker Bradley	John Rave	Seuly Matias	Michael Massey
5/20	@ Arkansas	L, 7-1	Drew Parrish	Gavin Stupinski	Jake Means	Michael Massey	Nate Eaton	Maikel Garcia	Tucker Bradley	John Rave	Seuly Matias	John Rave
5/21	@ Arkansas	W, 11-4 (8)	Will Klein	Logan Porter	Robbie Glendinning	Michael Massey	Jake Means	Maikel Garcia	Nick Loftin	John Rave	Nate Eaton	Tucker Bradley
5/22	@ Arkansas	W, 10-5	Anthony Veneziano	Gavin Stupinski	Robbie Glendinning	Michael Massey	Nate Eaton	Maikel Garcia	Tucker Bradley	Nick Loftin	John Rave	Ryan Grotjohm
5/24	@ Midland	W, 8-5	Angel Zerpa	Logan Porter	Jake Means	Michael Massey	Jake Means	Maikel Garcia	John Rave	Nick Loftin	Seuly Matias	Robbie Glendinning
5/25	@ Midland	W, 11-3	Alec Marsh	Logan Porter	Robbie Glendinning	Michael Massey	Nate Eaton	Maikel Garcia	Tucker Bradley	Nick Loftin	Seuly Matias	Jake Means
5/26	@ Midland	L, 2-1 (10)	Drew Parrish	Gavin Stupinski	Robbie Glendinning	Michael Massey	Jake Means	Maikel Garcia	Ryan Grotjohm	Nick Loftin	Tucker Bradley	Brhet Bewley
5/27	@ Midland	L, 1-7	Will Klein	Logan Porter	Robbie Glendinning	Brhet Bewley	Michael Massey	Maikel Garcia	Tucker Bradley	Nick Loftin	Seuly Matias	Jake Means
5/28	@ Midland	W, 9-7 (10)	Anthony Veneziano	Logan Porter	Robbie Glendinning	Michael Massey	Brhet Bewley	Jake Means	Tucker Bradley	Nick Loftin	Ryan Grotjohm	Seuly Matias
5/29	@ Midland	L, 3-1	Angel Zerpa	Gavin Stupinski	Robbie Glendinning	Michael Massey	Jake Means	Maikel Garcia	Tucker Bradley	Nick Loftin	Seuly Matias	Brhet Bewley
5/31	CORPUS CHRISTI	L, 8-7	Drew Parrish	Logan Porter	Robbie Glendinning	Michael Massey	Jake Means	Maikel Garcia	Tucker Bradley	Nick Loftin	Seuly Matias	Brhet Bewley
6/1	CORPUS CHRISTI	L, 6-2	Drew Parrish	Logan Porter	Robbie Glendinning	Michael Massey	Jake Means	Maikel Garcia	Ryan Grotjohm	Tucker Bradley	Seuly Matias	Michael Massey
6/2	CORPUS CHRISTI	W, 12-2	Dante Biasi	Gavin Stupinski	Robbie Glendinning	Brhet Bewley	Jake Means	Maikel Garcia	Tucker Bradley	Parker Bates	Seuly Matias	Michael Massey
6/3	CORPUS CHRISTI	L, 5-4	Anthony Veneziano	Logan Porter	Robbie Glendinning	Brhet Bewley	Jake Means	Maikel Garcia	Ryan Grotjohm	Seuly Matias	Seuly Matias	Michael Massey
6/4	CORPUS CHRISTI	W, 6-5 (10)	Angel Zerpa	Logan Porter	Robbie Glendinning	Michael Massey	Jake Means	Maikel Garcia	Tucker Bradley	Seuly Matias	Parker Bates	Seuly Matias
6/5	CORPUS CHRISTI	L, 17-4	Alec Marsh	Gavin Stupinski	Robbie Glendinning	Brhet Bewley	Jake Means	Maikel Garcia	Tucker Bradley	John Rave	Seuly Matias	Michael Massey
6/7	@ Tulsa	L, 5-2	Noah Murdock	Logan Porter	Robbie Glendinning	Michael Massey	Jake Means	Maikel Garcia	Tucker Bradley	Nick Loftin	John Rave	Seuly Matias
6/8	@ Tulsa	Postponed/Rain										
6/9 G1	@ Tulsa	W, 10-7 (7)	Dante Biasi	Logan Porter	Robbie Glendinning	Michael Massey	Jake Means	Maikel Garcia	Nick Loftin	John Rave	Seuly Matias	Michael Massey
6/9 G2	@ Tulsa	W, 5-3 (7)	Anthony Veneziano	Gavin Stupinski	Jake Means	Michael Massey	Ryan Grotjohm	Maikel Garcia	Tucker Bradley	Nick Loftin	John Rave	Seuly Matias
6/10	@ Tulsa	W, 13-4	Zack Phillips	Logan Porter	Robbie Glendinning	Michael Massey	Jake Means	Maikel Garcia	Tucker Bradley	John Rave	Seuly Matias	Nick Loftin
6/11	@ Tulsa	L, 9-4	Alec Marsh	Logan Porter	Robbie Glendinning	Michael Massey	Jake Means	Maikel Garcia	Tucker Bradley	Nick Loftin	John Rave	Brhet Bewley
6/12	@ Tulsa	W, 7-3	Noah Murdock	Gavin Stupinski	Robbie Glendinning	Michael Massey	Brhet Bewley	Jake Means	Tucker Bradley	John Rave	Ryan Grotjohm	Nick Loftin
6/14	ARKANSAS	W, 7-1	Anthony Veneziano	Logan Porter	Robbie Glendinning	Tyler Cropley	Jake Means	Nick Loftin	Tucker Bradley	John Rave	Seuly Matias	Sebastian Rivero
6/15	ARKANSAS	L, 1-3	Dante Biasi	Logan Porter	Robbie Glendinning	Nick Loftin	Jake Means	Maikel Garcia	Tucker Bradley	John Rave	Tyler Gentry	Tucker Bradley
6/16	ARKANSAS	L, 18-3	Zack Phillips	Sebastian Rivero	Logan Porter	Nick Loftin	Jake Means	Maikel Garcia	Ryan Grotjohm	John Rave	Tyler Gentry	Tucker Bradley
6/17	ARKANSAS	L, 13-2	Alec Marsh	Tyler Cropley	Logan Porter	Ryan Grotjohm	Robbie Glendinning	Maikel Garcia	Tucker Bradley	Nick Loftin	John Rave	Tyler Gentry
6/18	ARKANSAS	W, 9-0	Angel Zerpa	Sebastian Rivero	Robbie Glendinning	Nick Loftin	Jake Means	Maikel Garcia	Tucker Bradley	John Rave	Tyler Gentry	Logan Porter
6/19	ARKANSAS	W, 4-0	Anthony Veneziano	Tyler Cropley	Jake Means	Brhet Bewley	Logan Porter	Maikel Garcia	Ryan Grotjohm	John Rave	Seuly Matias	John Rave
6/20	SPRINGFIELD	L, 1-0	Dante Biasi	Sebastian Rivero	Robbie Glendinning	Nick Loftin	Jake Means	Nick Loftin	Tyler Gentry	John Rave	Seuly Matias	Logan Porter
6/22	SPRINGFIELD	L, 9-6	Walter Pennington	Tyler Cropley	Robbie Glendinning	Nick Loftin	Jake Means	Maikel Garcia	Tucker Bradley	John Rave	Tyler Gentry	Seuly Matias
6/23	SPRINGFIELD	L, 11-2	Alec Marsh	Sebastian Rivero	Logan Porter	Brhet Bewley	Jake Means	Maikel Garcia	Tucker Bradley	Nick Loftin	Seuly Matias	Robbie Glendinning
6/24	SPRINGFIELD	L, 7-1	Angel Zerpa	Sebastian Rivero	Robbie Glendinning	Ryan Grotjohm	Jake Means	Maikel Garcia	Tucker Bradley	John Rave	Tyler Gentry	Logan Porter
6/25	SPRINGFIELD	L, 13-10	Noah Murdock	Sebastian Rivero	Robbie Glendinning	Brhet Bewley	Logan Porter	Ryan Grotjohm	Tucker Bradley	Nick Loftin	John Rave	Seuly Matias
6/26	SPRINGFIELD	L, 1-0	Anthony Veneziano	Tyler Cropley	Robbie Glendinning	Nick Loftin	Jake Means	Maikel Garcia	Tucker Bradley	Tyler Gentry	Seuly Matias	Robbie Glendinning
6/28	@ Amarillo	W, 20-6	Dante Biasi	Sebastian Rivero	Robbie Glendinning	Nick Loftin	Jake Means	Maikel Garcia	Tucker Bradley	John Rave	Seuly Matias	Tyler Gentry
6/29	@ Amarillo	L, 10-4	Alec Marsh	Sebastian Rivero	Robbie Glendinning	Nick Loftin	Logan Porter	Maikel Garcia	Tucker Bradley	John Rave	Tyler Gentry	Tyler Gentry
6/30	@ Amarillo	L, 5-4	Angel Zerpa	Tyler Cropley	Logan Porter	Nick Loftin	Jake Means	Maikel Garcia	Tyler Gentry	John Rave	Seuly Matias	Robbie Glendinning
7/1	@ Amarillo	L, 11-10	Noah Murdock	Sebastian Rivero	Robbie Glendinning	Nick Loftin	Jake Means	Maikel Garcia	Tyler Gentry	John Rave	Seuly Matias	Logan Porter
7/2	@ Amarillo	L, 11-2	Anthony Veneziano	Tyler Cropley	Logan Porter	Brhet Bewley	Jake Means	Maikel Garcia	Tyler Gentry	Nick Loftin	Seuly Matias	Robbie Glendinning
7/3	@ Amarillo	W, 10-3	Zack Phillips	Sebastian Rivero	Robbie Glendinning	Nick Loftin	Jake Means	Maikel Garcia	Ryan Grotjohm	John Rave	Seuly Matias	Tyler Gentry
7/4	TULSA	W, 7-6 (10)	Alec Marsh	Tyler Cropley	Jake Means	Nick Loftin	Logan Porter	Maikel Garcia	Tucker Bradley	John Rave	Seuly Matias	Robbie Glendinning
7/6	TULSA	W, 12-4	Angel Zerpa	Sebastian Rivero	Logan Porter	Nick Loftin	Robbie Glendinning	Maikel Garcia	Tucker Bradley	John Rave	Tyler Gentry	Seuly Matias
7/7	TULSA	L, 3-0	Dante Biasi	Sebastian Rivero	Logan Porter	Nick Loftin	Jake Means	Maikel Garcia	Tyler Gentry	John Rave	Seuly Matias	Tucker Bradley
7/8	TULSA	L, 5-2	Noah Murdock	Tyler Cropley	Robbie Glendinning	Brhet Bewley	Jake Means	Maikel Garcia	Tucker Bradley	Nick Loftin	Logan Porter	Logan Porter
7/9	TULSA	L, 3-6	Anthony Veneziano	Sebastian Rivero	Robbie Glendinning	Nick Loftin	Jake Means	Maikel Garcia	Tucker Bradley	John Rave	Seuly Matias	Tyler Gentry
7/10	TULSA	L, 6-3	Alec Marsh	Tyler Cropley	Robbie Glendinning	Nick Loftin	Jake Means	Maikel Garcia	Tucker Bradley	John Rave	Seuly Matias	Tyler Gentry
7/12	@ Corpus Christi	L, 8-3	Dante Biasi	Logan Porter	Robbie Glendinning	Brhet Bewley	Jake Means	Morgan McCullough	Tucker Bradley	Nick Loftin	Tyler Gentry	Seuly Matias
7/13	@ Corpus Christi	L, 10-3	Andrew Hoffmann	Logan Porter	Robbie Glendinning	Jake Means	CJ Alexander	Morgan McCullough	Tucker Bradley	Nick Loftin	Tyler Gentry	Seuly Matias
7/14	@ Corpus Christi	L, 16-3	Anthony Veneziano	Gavin Stupinski	Robbie Glendinning	Jake Means	CJ Alexander	Morgan McCullough	Tucker Bradley	Nick Loftin	Seuly Matias	Tyler Gentry
7/15	@ Corpus Christi	L, 7-5	Asa Lacy	Logan Porter	Robbie Glendinning	Brhet Bewley	Jake Means	Morgan McCullough	Tucker Bradley	Nick Loftin	Tyler Gentry	CJ Alexander
7/16	@ Corpus Christi	L, 12-7	Noah Murdock	Logan Porter	Robbie Glendinning	Jake Means	CJ Alexander	Morgan McCullough	Tucker Bradley	Nick Loftin	Brhet Bewley	Brhet Bewley
7/17	@ Corpus Christi	W, 16-7	Dante Biasi	Logan Porter	Robbie Glendinning	Jake Means	CJ Alexander	Morgan McCullough	Tucker Bradley	Nick Loftin	Tyler Gentry	Brhet Bewley
7/22	SPRINGFIELD	L, 11-4	Andrew Hoffmann	Sebastian Rivero	Robbie Glendinning	Nick Loftin	CJ Alexander	Maikel Garcia	Tucker Bradley	John Rave	Tyler Gentry	Seuly Matias
7/23	SPRINGFIELD	L, 7-4	Anthony Veneziano	Sebastian Rivero	Logan Porter	Nick Loftin	CJ Alexander	Maikel Garcia	Tucker Bradley	John Rave	Seuly Matias	Tyler Gentry
7/24	SPRINGFIELD	L, 1-4	Alec Marsh	Tyler Cropley	Robbie Glendinning	Brhet Bewley	Jake Means	Maikel Garcia	Tucker Bradley	Nick Loftin	Tyler Gentry	Logan Porter
7/26	@ Wichita	L, 1-3	Noah Murdock	Sebastian Rivero	Robbie Glendinning	Nick Loftin	CJ Alexander	Maikel Garcia	Tucker Bradley	John Rave	Tyler Gentry	Logan Porter
7/27	@ Wichita	W, 5-0	Dante Biasi	Sebastian Rivero	CJ Alexander	Robbie Glendinning	Nick Loftin	Jake Means	Tyler Gentry	John Rave	Seuly Matias	Tucker Bradley
7/28	@ Wichita	L, 10-2	Jon Bowlan	Tyler Cropley	Logan Porter	Robbie Glendinning	CJ Alexander	Jake Means	Tucker Bradley	Nick Loftin	Seuly Matias	John Rave
7/29	@ Wichita	L, 3-2	Anthony Veneziano	Sebastian Rivero	Logan Porter	Jake Means	CJ Alexander	Nick Loftin	Tucker Bradley	John Rave	Tyler Gentry	Seuly Matias
7/30	@ Wichita	L, 11-3	Alec Marsh	Sebastian Rivero	Logan Porter	Brhet Bewley	Jake Means	CJ Alexander	Tucker Bradley	Nick Loftin	Seuly Matias	Tyler Gentry
8/1	FRISCO	L, 1-0	Andrew Hoffmann	Tyler Cropley	Robbie Glendinning	Brhet Bewley	Nick Loftin	CJ Alexander	Tucker Bradley	John Rave	Seuly Matias	Seuly Matias
8/2	TULSA	W, 9-5	Dante Biasi	Logan Porter	Robbie Glendinning	Jake Means	Nick Loftin	Jake Means	Tucker Bradley	John Rave	Seuly Matias	Seuly Matias
8/3	TULSA	W, 6-4	T.J. Sikema	Logan Porter	CJ Alexander	Robbie Glendinning	Jake Means	Nick Loftin	Tucker Bradley	John Rave	Seuly Matias	Tyler Gentry
8/4	TULSA	L, 23-7	Jon Bowlan	Tyler Cropley	CJ Alexander	Robbie Glendinning	Nick Loftin	Morgan McCullough	Tyler Gentry	John Rave	Seuly Matias	Tucker Bradley
8/5	TULSA	L, 12-9	Anthony Veneziano	Logan Porter	CJ Alexander	Brhet Bewley	Jake Means	Morgan McCullough	Tyler Gentry	Nick Loftin	Seuly Matias	Tyler Gentry
8/6	TULSA	L, 1-2	Alec Marsh	Tyler Cropley	Logan Porter	Robbie Glendinning	Jake Means	Nick Loftin	Tucker Bradley	John Rave	Tyler Gentry	CJ Alexander
8/7	TULSA	W, 8-1	Andrew Hoffmann	Logan Porter	CJ Alexander	Robbie Glendinning	Jake Means	Nick Loftin	Tucker Bradley	John Rave	Seuly Matias	Robbie Glendinning
8/9	@ Arkansas	L, 8-1	T.J. Sikema	Logan Porter	CJ Alexander	Robbie Glendinning	Jake Means	Angelo Castellano	Tucker Bradley	Diego Hernandez	Tyler Gentry	Tyler Gentry
8/10	@ Arkansas	W, 8-4	Jon Bowlan	Logan Porter	CJ Alexander	Robbie Glendinning	Jake Means	Angelo Castellano	Tucker Bradley	Diego Hernandez	John Rave	John Rave
8/11	@ Arkansas	L, 6-4	Anthony Veneziano	Tyler Cropley	CJ Alexander	Brhet Bewley	Morgan McCullough	Angelo Castellano	Tyler Gentry	John Rave	Seuly Matias	Tucker Bradley
8/12	@ Arkansas	L, 6-0	Dante Biasi	Logan Porter	CJ Alexander	Morgan McCullough	Robbie Glendinning	Angelo Castellano				



DATE	OPPONENT	RESULT	1	2	3	4	5	6	7	8	9
4/8	@ Springfield	W, 11-8	Maikel Garcia	Nick Loftin	Michael Massey	Seuly Matias	Sebastian Rivero	Robbie Glendinning	Nate Eaton	Jake Means	John Rave
4/9	@ Springfield	L, 14-11	Maikel Garcia	Nick Loftin	Michael Massey	Seuly Matias	Sebastian Rivero	Robbie Glendinning	Nate Eaton	Jake Means	John Rave
4/10	@ Springfield	L, 10-5	Maikel Garcia	John Rave	Michael Massey	Seuly Matias	Nate Eaton	Ryan Grotjohm	Jake Means	Tyler Cropley	Tucker Bradley
4/12	WICHITA	W, 8-6	Maikel Garcia	Nick Loftin	Michael Massey	Seuly Matias	Sebastian Rivero	John Rave	Nate Eaton	Jake Means	Tucker Bradley
4/13	WICHITA	L, 4-3	Maikel Garcia	Nick Loftin	Michael Massey	Seuly Matias	Sebastian Rivero	John Rave	Robbie Glendinning	Logan Porter	Tucker Bradley
4/14	WICHITA	L, 7-1	Maikel Garcia	Nick Loftin	John Rave	Jake Means	Sebastian Rivero	Nate Eaton	Robbie Glendinning	Logan Porter	Ryan Grotjohm
4/15	WICHITA	L, 4-2	Maikel Garcia	Nick Loftin	Michael Massey	Seuly Matias	Nate Eaton	Jake Means	Robbie Glendinning	Tyler Cropley	Tucker Bradley
4/16	WICHITA	L, 6-5 (10)	Maikel Garcia	John Rave	Michael Massey	Jake Means	Sebastian Rivero	Nate Eaton	Ryan Grotjohm	Logan Porter	Tucker Bradley
4/17	WICHITA	L, 5-1	Maikel Garcia	John Rave	Michael Massey	Seuly Matias	Nate Eaton	Robbie Glendinning	Logan Porter	Tyler Cropley	Tucker Bradley
4/18	@ Frisco	L, 4-3	Maikel Garcia	Nick Loftin	Michael Massey	Seuly Matias	Sebastian Rivero	Robbie Glendinning	Logan Porter	Jake Means	John Rave
4/20	@ Frisco	W, 7-2	Maikel Garcia	Nick Loftin	Michael Massey	Seuly Matias	Sebastian Rivero	Nate Eaton	Robbie Glendinning	Logan Porter	John Rave
4/21	@ Frisco	L, 12-2	Maikel Garcia	Nick Loftin	Michael Massey	Seuly Matias	John Rave	Robbie Glendinning	Logan Porter	Jake Means	Tucker Bradley
4/22	@ Frisco	W, 11-2	Maikel Garcia	Nick Loftin	Michael Massey	Seuly Matias	Nate Eaton	Sebastian Rivero	Robbie Glendinning	Logan Porter	Jake Means
4/23	@ Frisco	W, 12-4	Maikel Garcia	Nick Loftin	Michael Massey	Robbie Glendinning	John Rave	Sebastian Rivero	Nate Eaton	Jake Means	Tucker Bradley
4/24	@ Frisco	W, 5-1	Nick Loftin	John Rave	Michael Massey	Seuly Matias	Robbie Glendinning	Nate Eaton	Logan Porter	Jake Means	Tucker Bradley
4/26	AMARILLO	W, 15-1 (11)	Maikel Garcia	Nick Loftin	Michael Massey	Seuly Matias	Sebastian Rivero	Robbie Glendinning	Robbie Glendinning	Nate Eaton	Tucker Bradley
4/27	AMARILLO	W, 12-6	Maikel Garcia	Nick Loftin	Michael Massey	Seuly Matias	John Rave	Sebastian Rivero	Nate Eaton	Logan Porter	Tucker Bradley
4/28	AMARILLO	L, 9-5	Maikel Garcia	Nick Loftin	Michael Massey	Seuly Matias	Nate Eaton	Sebastian Rivero	Robbie Glendinning	Jake Means	Tucker Bradley
4/29	AMARILLO	W, 8-7	Maikel Garcia	Nick Loftin	Michael Massey	Robbie Glendinning	Nate Eaton	John Rave	Logan Porter	Jake Means	Tucker Bradley
4/30	AMARILLO	L, 7-5	Maikel Garcia	Nick Loftin	Michael Massey	John Rave	Nate Eaton	Sebastian Rivero	Logan Porter	Ryan Grotjohm	Tucker Bradley
5/1	AMARILLO	W, 9-5	Maikel Garcia	Nick Loftin	Michael Massey	Seuly Matias	John Rave	Robbie Glendinning	Tyler Cropley	Jake Means	Tucker Bradley
5/3	@ Springfield	L, 12-5	Maikel Garcia	Nick Loftin	Michael Massey	Seuly Matias	Nate Eaton	Sebastian Rivero	Robbie Glendinning	Jake Means	John Rave
5/4	@ Springfield	W, 13-3	Maikel Garcia	Nick Loftin	Michael Massey	Seuly Matias	Nate Eaton	Sebastian Rivero	Robbie Glendinning	Logan Porter	John Rave
5/5	@ Springfield	W, 9-6	Maikel Garcia	Nick Loftin	Robbie Glendinning	Seuly Matias	Nate Eaton	Logan Porter	Jake Means	Brhet Bewley	Tucker Bradley
5/6	@ Springfield	L, 2-1	Maikel Garcia	Nick Loftin	Michael Massey	Seuly Matias	Nate Eaton	Sebastian Rivero	John Rave	Robbie Glendinning	Tucker Bradley
5/7	@ Springfield	W, 4-0	Maikel Garcia	Nick Loftin	Michael Massey	Seuly Matias	John Rave	Logan Porter	Brhet Bewley	Jake Means	Tucker Bradley
5/8	@ Springfield	W, 4-0	Maikel Garcia	Nick Loftin	Michael Massey	Robbie Glendinning	Nate Eaton	Robbie Glendinning	Nate Eaton	Logan Porter	Tucker Bradley
5/10	WICHITA	W, 7-4	Maikel Garcia	Nick Loftin	Michael Massey	Seuly Matias	John Rave	Nate Eaton	Robbie Glendinning	Logan Porter	Tucker Bradley
5/11	WICHITA	L, 4-3	Maikel Garcia	John Rave	Michael Massey	Seuly Matias	Nate Eaton	Robbie Glendinning	Logan Porter	Jake Means	Tucker Bradley
5/12	WICHITA	L, 10-4	Maikel Garcia	Nick Loftin	Michael Massey	Seuly Matias	Nate Eaton	Robbie Glendinning	Logan Porter	Brhet Bewley	John Rave
5/13	WICHITA	W, 7-0	Maikel Garcia	Nick Loftin	Michael Massey	Seuly Matias	John Rave	Nate Eaton	Gavin Stupiensi	Jake Means	Tucker Bradley
5/14	WICHITA	L, 7-6	Maikel Garcia	Nick Loftin	Michael Massey	Seuly Matias	Robbie Glendinning	Nate Eaton	Sebastian Rivero	Jake Means	Tucker Bradley
5/15	WICHITA	Cancelled/Rain									
5/17	@ Arkansas	L, 7-6 (10)	Maikel Garcia	Nick Loftin	Michael Massey	Seuly Matias	Nate Eaton	John Rave	Robbie Glendinning	Logan Porter	Tucker Bradley
5/18	@ Arkansas	L, 5-4	Maikel Garcia	Nick Loftin	Michael Massey	Seuly Matias	Nate Eaton	Robbie Glendinning	Logan Porter	Jake Means	John Rave
5/19	@ Arkansas	L, 5-0	Maikel Garcia	Nate Eaton	Michael Massey	Seuly Matias	Robbie Glendinning	John Rave	Logan Porter	Brhet Bewley	Tucker Bradley
5/20	@ Arkansas	L, 7-1	Maikel Garcia	Nick Loftin	Michael Massey	Seuly Matias	Nate Eaton	John Rave	Jake Means	Gavin Stupiensi	Tucker Bradley
5/21	@ Arkansas	W, 11-4 (8)	Maikel Garcia	Nick Loftin	Michael Massey	Logan Porter	Nate Eaton	John Rave	Robbie Glendinning	Robbie Glendinning	Tucker Bradley
5/22	@ Arkansas	W, 10-5	Maikel Garcia	Nick Loftin	Michael Massey	Robbie Glendinning	John Rave	Nate Eaton	Gavin Stupiensi	Ryan Grotjohm	Tucker Bradley
5/24	@ Midland	W, 8-5	Maikel Garcia	Nick Loftin	Michael Massey	Seuly Matias	Nate Eaton	Seuly Matias	Logan Porter	Jake Means	John Rave
5/25	@ Midland	W, 11-3	Maikel Garcia	Nick Loftin	Michael Massey	Robbie Glendinning	Nate Eaton	Seuly Matias	Logan Porter	Jake Means	Tucker Bradley
5/26	@ Midland	L, 2-1 (10)	Maikel Garcia	Nick Loftin	Michael Massey	Robbie Glendinning	Brhet Bewley	Gavin Stupiensi	Jake Means	Ryan Grotjohm	Tucker Bradley
5/27	@ Midland	L, 2-7	Maikel Garcia	Nick Loftin	Michael Massey	Robbie Glendinning	Brhet Bewley	Logan Porter	Brhet Bewley	Jake Means	Tucker Bradley
5/28	@ Midland	W, 9-6	Nick Loftin	Brhet Bewley	Michael Massey	Robbie Glendinning	Logan Porter	Seuly Matias	Ryan Grotjohm	Jake Means	Tucker Bradley
5/29	@ Midland	L, 3-1	Maikel Garcia	Nick Loftin	Michael Massey	Robbie Glendinning	Brhet Bewley	Seuly Matias	Gavin Stupiensi	Jake Means	Tucker Bradley
5/31	CORPUS CHRISTI	L, 8-7	Maikel Garcia	Nick Loftin	Michael Massey	Robbie Glendinning	Logan Porter	Seuly Matias	Ryan Grotjohm	Jake Means	Tucker Bradley
6/1	CORPUS CHRISTI	L, 6-2	Maikel Garcia	Brhet Bewley	Michael Massey	Robbie Glendinning	Logan Porter	Seuly Matias	Ryan Grotjohm	Jake Means	Tucker Bradley
6/2	CORPUS CHRISTI	W, 8-2	Tucker Bradley	Maikel Garcia	Michael Massey	Robbie Glendinning	Brhet Bewley	Seuly Matias	Gavin Stupiensi	Jake Means	Tucker Bradley
6/3	CORPUS CHRISTI	L, 4-4	Maikel Garcia	Brhet Bewley	Michael Massey	Robbie Glendinning	Logan Porter	Seuly Matias	Parker Bates	Jake Means	Parker Bates
6/4	CORPUS CHRISTI	W, 6-5 (10)	Maikel Garcia	Tucker Bradley	Michael Massey	Robbie Glendinning	Logan Porter	Robbie Glendinning	John Rave	Jake Means	Parker Bates
6/5	CORPUS CHRISTI	L, 17-4	Maikel Garcia	Tucker Bradley	Michael Massey	Robbie Glendinning	John Rave	Seuly Matias	Gavin Stupiensi	Jake Means	Brhet Bewley
6/7	@ Tulsa	L, 5-2	Maikel Garcia	Tucker Bradley	Michael Massey	Logan Porter	Nick Loftin	Seuly Matias	Robbie Glendinning	Jake Means	John Rave
6/8	@ Tulsa	Postponed/Rain									
6/9	@ Tulsa	W, 5-3 (7)	Maikel Garcia	Nick Loftin	Michael Massey	Logan Porter	Robbie Glendinning	Seuly Matias	John Rave	Jake Means	Brhet Bewley
6/9	@ Tulsa	W, 5-0 (7)	Maikel Garcia	Nick Loftin	Michael Massey	Logan Porter	Tucker Bradley	Seuly Matias	Jake Means	Gavin Stupiensi	Ryan Grotjohm
6/10	@ Tulsa	W, 13-4	Maikel Garcia	Nick Loftin	Michael Massey	Logan Porter	John Rave	Seuly Matias	Tucker Bradley	Robbie Glendinning	Jake Means
6/11	@ Tulsa	L, 9-4	Maikel Garcia	Nick Loftin	Michael Massey	Logan Porter	John Rave	Robbie Glendinning	Tucker Bradley	Jake Means	Brhet Bewley
6/12	@ Tulsa	W, 7-3	Tucker Bradley	Nick Loftin	Michael Massey	Robbie Glendinning	John Rave	Jake Means	Gavin Stupiensi	Brhet Bewley	Ryan Grotjohm
6/13	ARKANSAS	L, 5-4	Maikel Garcia	Nick Loftin	John Rave	Logan Porter	Logan Porter	Robbie Glendinning	Seuly Matias	Brhet Bewley	Tucker Bradley
6/15	ARKANSAS	L, 5-4	Maikel Garcia	Nick Loftin	John Rave	Logan Porter	Tyler Gentry	Sebastian Rivero	Robbie Glendinning	Jake Means	Tucker Bradley
6/16	ARKANSAS	L, 18-3	Maikel Garcia	Nick Loftin	John Rave	Logan Porter	Tyler Gentry	Sebastian Rivero	Ryan Grotjohm	Jake Means	Tucker Bradley
6/17	ARKANSAS	L, 13-2	Maikel Garcia	Nick Loftin	Tyler Gentry	Logan Porter	John Rave	Robbie Glendinning	Ryan Grotjohm	Tyler Cropley	Tucker Bradley
6/18	ARKANSAS	W, 9-0	Maikel Garcia	Nick Loftin	Tyler Gentry	Logan Porter	John Rave	Robbie Glendinning	Sebastian Rivero	Jake Means	Tucker Bradley
6/19	ARKANSAS	W, 4-0	Maikel Garcia	Tucker Bradley	Tyler Gentry	Logan Porter	John Rave	Jake Means	Tyler Cropley	Brhet Bewley	Ryan Grotjohm
6/21	SPRINGFIELD	W, 5-3	Maikel Garcia	Nick Loftin	Tyler Gentry	Logan Porter	John Rave	Robbie Glendinning	Brhet Bewley	Jake Means	Tucker Bradley
6/22	SPRINGFIELD	L, 9-6	Maikel Garcia	Nick Loftin	Tyler Gentry	Logan Porter	John Rave	Seuly Matias	Robbie Glendinning	Tyler Cropley	Tucker Bradley
6/23	SPRINGFIELD	L, 11-2	Maikel Garcia	Nick Loftin	Logan Porter	Seuly Matias	Robbie Glendinning	Tucker Bradley	Sebastian Rivero	Jake Means	Brhet Bewley
6/24	SPRINGFIELD	L, 7-1	Maikel Garcia	Tucker Bradley	Tyler Gentry	Logan Porter	Robbie Glendinning	John Rave	Sebastian Rivero	Jake Means	Ryan Grotjohm
6/25	SPRINGFIELD	L, 13-10	Maikel Garcia	Tucker Bradley	Logan Porter	Robbie Glendinning	John Rave	Seuly Matias	Sebastian Rivero	Brhet Bewley	Ryan Grotjohm
6/26	SPRINGFIELD	L, 13-10	Maikel Garcia	Nick Loftin	Logan Porter	Robbie Glendinning	John Rave	Seuly Matias	Sebastian Rivero	Brhet Bewley	Ryan Grotjohm
6/28	@ Amarillo	W, 20-6	Maikel Garcia	Nick Loftin	Tyler Gentry	Robbie Glendinning	John Rave	Seuly Matias	Sebastian Rivero	Jake Means	Tucker Bradley
6/29	@ Amarillo	L, 10-4	Maikel Garcia	Nick Loftin	Tyler Gentry	Robbie Glendinning	Logan Porter	Seuly Matias	Sebastian Rivero	Sebastian Rivero	Tucker Bradley
6/30	@ Amarillo	L, 5-4	Maikel Garcia	Nick Loftin	Tyler Gentry	Robbie Glendinning	Logan Porter	John Rave	Seuly Matias	Jake Means	Tyler Cropley
7/1	@ Amarillo	L, 11-10	Maikel Garcia	Nick Loftin	Tyler Gentry	Robbie Glendinning	Logan Porter	John Rave	Sebastian Rivero	Jake Means	Tucker Bradley
7/2	@ Amarillo	L, 13-12	Maikel Garcia	Nick Loftin	Tyler Gentry	Robbie Glendinning	Logan Porter	John Rave	Sebastian Rivero	Jake Means	Brhet Bewley
7/3	@ Amarillo	W, 10-5	Maikel Garcia	Nick Loftin	Tyler Gentry	Robbie Glendinning	Logan Porter	Seuly Matias	Jake Means	Tyler Cropley	Brhet Bewley
7/4	TULSA	W, 7-6 (10)	Maikel Garcia	Nick Loftin	Logan Porter	Robbie Glendinning	John Rave	Seuly Matias	Tucker Bradley	Jake Means	Tyler Cropley
7/6	TULSA	W, 12-4	Maikel Garcia	Nick Loftin	Tyler Gentry	Robbie Glendinning	Logan Porter	John Rave	Seuly Matias	Sebastian Rivero	Tucker Bradley
7/7	TULSA	L, 3-0	Maikel Garcia	Nick Loftin	Tyler Gentry	Logan Porter	John Rave	Seuly Matias	Tucker Bradley	Jake Means	Sebastian Rivero
7/8	TULSA	L, 3-2	Maikel Garcia	Nick Loftin	Tyler Gentry	Robbie Glendinning	Logan Porter	Seuly Matias	Tucker Bradley	Jake Means	Brhet Bewley
7/9	TULSA	L, 5-4	Tucker Bradley	Nick Loftin	Tyler Gentry	Robbie Glendinning	Logan Porter	Seuly Matias	Sebastian Rivero	Jake Means	Ryan Grotjohm
7/10	TULSA	L, 6-3	Maikel Garcia	Tucker Bradley	Nick Loftin	Tyler Gentry	Robbie Glendinning	John Rave	Seuly Matias	Jake Means	Tyler Cropley
7/12	@ Corpus Christi	L, 8-3	Tucker Bradley	Nick Loftin	Tyler Gentry	Robbie Glendinning	Logan Porter	Seuly Matias	Jake Means	Morgan McCullough	Brhet Bewley
7/13	@ Corpus Christi	L, 10-3	Tucker Bradley	Nick Loftin	Tyler Gentry	Robbie Glendinning	CJ Alexander	Seuly Matias	Jake Means	Morgan McCullough	Morgan McCullough
7/14	@ Corpus Christi	L, 16-3	Tucker Bradley	Nick Loftin	Tyler Gentry	Robbie Glendinning	CJ Alexander	Seuly Matias	Jake Means	Gavin Stupiensi	Morgan McCullough
7/15	@ Corpus Christi	L, 10-3	Tucker Bradley	Nick Loftin	Robbie Glendinning	Logan Porter	CJ Alexander	Seuly Matias	Jake Means	Brhet Bewley	Morgan McCullough
7/16	@ Corpus Christi	L, 12-7	Tucker Bradley	Nick Loftin	Tyler Gentry	Robbie Glendinning	Logan Porter	CJ Alexander	Jake Means	Brhet Bewley	Morgan McCullough
7/17	@ Corpus Christi	W, 16-7	Tucker Bradley	Nick Loftin	Tyler Gentry	Robbie Glendinning	Logan Porter	CJ Alexander	Jake Means	Brhet Bewley	Morgan McCullough
7/22	SPRINGFIELD	L, 11-4	Maikel Garcia	Tucker Bradley	Nick Loftin	Tyler Gentry	Robbie Glendinning	Seuly Matias	Sebastian Rivero	Jake Means	John Rave
7/23	SPRINGFIELD	L, 7-4	Maikel Garcia	Tucker Bradley	Nick Loftin	Tyler Gentry	Logan Porter	Seuly Matias	Sebastian Rivero	Jake Means	John Rave
7/24	SPRINGFIELD	L, 11-4	Maikel Garcia	Tucker Bradley	Nick Loftin	Tyler Gentry	Robbie Glendinning	Logan Porter	Jake Means	Tyler Cropley	John Rave
7/26	Wichita	L, 9-3	Maikel Garcia	Nick Loftin	John Rave	Tyler Gentry	Robbie Glendinning	Robbie Glendinning	Logan Porter	Sebastian Rivero	Sebastian Rivero
7/27	@ Wichita	W, 5-0	Tucker Bradley	Nick Loftin	Tyler Gentry	Robbie Glendinning	CJ Alexander	Seuly Matias	John Rave	Jake Means	Sebastian Rivero
7/28	@ Wichita	L, 10-2	Tucker Bradley	Nick Loftin	Logan Porter	Robbie Glendinning	John Rave	Seuly Matias	CJ Alexander	Jake Means	Tyler Cropley
7/29	@ Wichita	W, 3-2	Tucker Bradley	Nick Loftin	Tyler Gentry	Logan Porter	John Rave	Seuly Matias	CJ Alexander	Sebastian Rivero	Jake Means
7/30	@ Wichita	L, 11-3	Tucker Bradley	Nick Loftin	Tyler Gentry	Logan Porter	Seuly Matias	Sebastian Rivero	CJ Alexander	Jake Means	Brhet Bewley
8/1	TULSA	W, 5-4	Tucker Bradley	Nick Loftin	Tyler Gentry	Robbie Glendinning	John Rave	Logan Porter	Seuly Matias	Tyler Cropley	Jake Means
8/2	TULSA	W, 9-5	Tucker Bradley	Nick Loftin	Tyler Gentry	Robbie Glendinning	John Rave	Logan Porter	Seuly Matias	Tyler Cropley	Jake Means
8/4	TULSA	W, 6-4	Tucker Bradley	Nick Loftin	Tyler Gentry	Robbie Glendinning	John Rave	Logan Porter	CJ Alexander	Seuly Matias	Jake Means
8/4	TULSA	L, 23-7	Tucker Bradley	Nick Loftin	Tyler Gentry	Robbie Glendinning	John Rave	Seuly Matias	CJ Alexander	Tyler Cropley	Morgan McCullough
8/5	TULSA	L, 12-9	Tucker Bradley	Nick Loftin	Tyler Gentry	Logan Porter	CJ Alexander	Jake Means	Brhet Bewley	Morgan McCullough	Tyler Cropley
8/6	TULSA	L, 5-2	Tucker Bradley	Nick Loftin	Tyler Gentry	Robbie Glendinning	John Rave	Logan Porter	Seuly Matias	Jake Means	Tyler Cropley
8/7	TULSA	W, 8-1	Tucker Bradley	Nick Loftin	Logan Porter	Robbie Glendinning	John Rave	Seuly Matias	John Rave	Jake Means	Morgan McCullough
8/9	@ Arkansas	L, 8-1	Tucker Bradley	Diego Hernández	Tyler Gentry	Robbie Glendinning	CJ Alexander	John Rave	Lucia Tresh	Jake Means	Angelo Castellano
8/10	@ Arkansas	W, 8-4	Tucker Bradley	Diego Hernández	Tyler Gentry	Robbie Glendinning	CJ Alexander	John Rave	Lucia Tresh	Angelo Castellano	Morgan McCullough
8/11	@ Arkansas	L, 6-4	Tucker Bradley	Angelo Castellano	Tyler Gentry	Robbie Glendinning	CJ Alexander	Seuly Matias	Brhet Bewley	Morgan McCullough	Tyler Cropley
8/12	@ Arkansas	L, 6-0	Tucker Bradley	Diego Hernández	CJ Alexander	Robbie Glendinning	John Rave	Seuly Matias	Morgan McCullough	Angelo Castellano	Angelo Castellano
8/13	@ Arkansas	L, 11-5	Tucker Bradley	Diego Hernández	Tyler Gentry	Robbie Glendinning	John Rave	Seuly Matias	Morgan McCullough	Angelo Castellano	Angelo Castellano
8/14	@ Arkansas	L, 10-5	Tucker Bradley	Diego Hernández	Robbie Glendinning	CJ Alexander	Jake Means	Tyler Cropley	Brhet Bewley	Angelo Castellano	Angelo Castellano
8/16	SAN ANTONIO	L, 5-3	Tucker Bradley	Tyler Gentry	CJ Alexander	Robbie Glendinning	John Rave	Seuly Matias	Sebastian Rivero	Jake Means	Angelo Castellano
8/17	SAN ANTONIO	L, 20-15	Tucker Bradley	Diego Hernández	Tyler Gentry	Robbie Glendinning	John Rave	Seuly Matias	John Rave	Jake Means	Morgan McCullough
8/18	SAN ANTONIO	L, 8-5	Tucker Bradley	Tyler Gentry	Robbie Glendinning	John Rave	Seuly Matias	Jake Means	Seuly Matias	Morgan McCullough	Angelo Castellano
8/19	SAN ANTONIO	L, 8-8	Tucker Bradley	Diego Hernández	Tyler Gentry	CJ Alexander	Robbie Glendinning	John Rave	Lucia Tresh	Jake Means	Angelo Castellano
8/20	SAN ANTONIO	W, 10-9 (10)	Tucker Bradley	Diego Hernández	Tyler Gentry	Robbie Glendinning					





LF

Tucker Bradley, 81 (37-44)  
John Rave, 24 (12-12)  
Tyler Gentry, 20 (6-14)  
Ryan Grotjohn, 4 (1-3)  
Nate Eaton, 3 (2-1)  
Nick Loftin, 2 (2-0)  
Diego Hernández, 2 (0-2)

CF

John Rave, 59 (26-33)  
Nick Loftin, 53 (20-33)  
Diego Hernández, 20 (10-10)  
Parker Bates, 2 (1-1)  
Ryan Grotjohn, 1 (1-0)  
Tucker Bradley, 1 (0-1)

RF

Seuly Matias, 67 (28-39)  
Tyler Gentry, 33 (15-18)  
John Rave, 15 (4-11)  
Nate Eaton, 7 (3-4)  
Diego Hernández, 6 (3-3)  
Tucker Bradley, 5 (3-2)  
Ryan Grotjohn, 2 (2-0)  
Parker Bates, 1 (0-1)

SS

Maikel Garcia, 77 (31-46)  
Angelo Castellano, 22 (6-16)  
Morgan McCullough, 10 (3-7)  
Jeison Guzmán, 8 (5-3)  
Nick Loftin, 6 (4-2)  
Jake Means, 5 (3-2)  
Ryan Grotjohn, 4 (2-2)  
Nate Eaton, 1 (1-0)

2B

Michael Massey, 46 (25-21)  
Robbie Glendinning, 23 (6-17)  
Brhet Bewley, 20 (6-14)  
Nick Loftin, 19 (7-12)  
Morgan McCullough, 13 (8-5)  
Angelo Castellano, 5 (4-1)  
Jake Means, 5 (2-3)  
Ryan Grotjohn, 5 (0-5)

3B

Jake Means, 73 (30-43)  
Nate Eaton, 23 (10-13)  
Robbie Glendinning, 11 (5-6)  
CJ Alexander, 10 (2-8)  
Logan Porter, 6 (3-3)  
Morgan McCullough, 5 (2-3)  
Brhet Bewley, 4 (4-0)  
Nick Loftin, 3 (1-2)  
Ryan Grotjohn, 1 (1-0)

SP

Anthony Veneziano, 25 (12-13)  
Alec Marsh, 25 (4-21)  
Dante Biasi, 15 (9-6)  
Ángel Zerpa, 13 (5-8)  
Drew Parrish, 10 (5-5)  
Andrew Hoffmann, 9 (4-5)  
Jon Bowlan, 9 (5-4)  
T.J. Sikkema, 8 (3-5)  
Noah Murdock, 7 (1-6)  
Will Klein, 3 (2-1)  
Asa Lacy, 3 (2-1)  
Marcelo Martinez, 3 (2-1)  
Zack Phillips, 3 (2-1)  
Adrian Alcantara, 1 (1-0)  
Zach Haake, 1 (1-0)  
Walter Pennington, 1 (0-1)

1B

Robbie Glendinning, 64 (30-34)  
CJ Alexander, 32 (12-20)  
Logan Porter, 20 (6-14)  
Jake Means, 18 (10-8)  
Gavin Stupiensi, 1 (0-1)

DH

Seuly Matias, 29 (13-16)  
Robbie Glendinning, 18 (9-9)  
Tyler Gentry, 18 (6-12)  
Tucker Bradley, 16 (6-10)  
Logan Porter, 14 (4-10)  
John Rave, 8 (6-2)  
Michael Massey, 8 (2-6)  
Nick Loftin, 6 (5-1)  
Brhet Bewley, 6 (1-5)  
CJ Alexander, 4 (2-2)  
Jake Means, 3 (2-1)  
Nate Eaton, 2 (2-0)  
Ryan Grotjohn, 2 (1-1)  
Diego Hernández, 1 (0-1)  
Sebastian Rivero, 1 (0-1)  
Gavin Stupiensi, 1 (0-1)

C

Sebastian Rivero, 40 (16-24)  
Logan Porter, 35 (19-16)  
Tyler Cropley, 28 (6-22)  
Luca Tresh, 23 (12-11)  
Gavin Stupiensi, 10 (5-5)

1

Maikel Garcia, 76 (30-46)  
Tucker Bradley, 41 (20-21)  
Diego Hernández, 12 (6-6)  
Nick Loftin, 6 (4-2)  
Angelo Castellano, 1 (0-1)

2

Nick Loftin, 77 (35-42)  
Tyler Gentry, 47 (18-29)  
Tyler Gentry, 13 (6-7)  
Tucker Bradley, 13 (4-9)  
John Rave, 5 (1-4)  
Brhet Bewley, 3 (1-2)  
Angelo Castellano, 3 (0-3)  
Nate Eaton, 2 (1-1)  
Luca Tresh, 2 (1-1)  
Maikel Garcia, 1 (1-0)

3

Michael Massey, 54 (27-27)  
Tyler Gentry, 47 (18-29)  
CJ Alexander, 11 (5-6)  
Logan Porter, 8 (3-5)  
Robbie Glendinning, 5 (3-2)  
John Rave, 6 (2-4)  
Nick Loftin, 5 (0-5)

4

Robbie Glendinning, 52 (26-26)  
Seuly Matias, 32 (14-18)  
Logan Porter, 18 (8-10)  
CJ Alexander, 18 (6-12)  
Tyler Gentry, 7 (0-7)  
John Rave, 6 (3-3)  
Jake Means, 2 (0-2)  
Luca Tresh, 1 (1-0)

5

John Rave, 42 (23-19)  
Robbie Glendinning, 28 (10-18)  
Nate Eaton, 19 (7-12)  
Logan Porter, 15 (4-11)  
Sebastian Rivero, 9 (4-5)  
CJ Alexander, 5 (2-3)  
Luca Tresh, 4 (3-1)  
Tyler Gentry, 3 (1-2)  
Seuly Matias, 3 (1-2)  
Jeison Guzmán, 2 (0-2)  
Jake Means, 2 (1-1)  
Brhet Bewley, 2 (0-2)  
Tucker Bradley, 1 (1-0)  
Nick Loftin, 1 (0-1)

6

Seuly Matias, 39 (17-22)  
John Rave, 21 (11-20)  
Robbie Glendinning, 13 (4-9)  
Sebastian Rivero, 12 (5-7)  
Nate Eaton, 9 (6-3)  
Logan Porter, 8 (5-3)  
Luca Tresh, 7 (4-3)  
Jake Means, 5 (2-3)  
Jeison Guzmán, 4 (1-3)  
Brhet Bewley, 1 (0-1)  
Tucker Bradley, 1 (0-1)  
Ryan Grotjohn, 1 (0-1)  
Gavin Stupiensi, 1 (0-1)

7

Jake Means, 21 (7-14)  
Seuly Matias, 20 (8-12)  
Robbie Glendinning, 16 (6-10)  
Logan Porter, 15 (6-9)  
Sebastian Rivero, 10 (3-7)  
Luca Tresh, 8 (3-5)  
CJ Alexander, 7 (2-5)  
Ryan Grotjohn, 7 (1-6)  
Gavin Stupiensi, 6 (4-2)  
Nate Eaton, 5 (4-1)  
John Rave, 4 (3-1)  
Tucker Bradley, 4 (2-2)  
Tyler Cropley, 4 (2-2)  
Brhet Bewley, 3 (2-1)  
Jeison Guzmán, 4 (3-1)  
Angelo Castellano, 1 (1-0)  
Morgan McCullough, 1 (1-0)

8

Jake Means, 64 (32-32)  
Tyler Cropley, 14 (2-12)  
Brhet Bewley, 12 (6-6)  
Logan Porter, 11 (6-5)  
Morgan McCullough, 10 (2-8)  
Sebastian Rivero, 8 (4-4)  
Gavin Stupiensi, 5 (1-4)  
Robbie Glendinning, 4 (2-2)  
Ryan Grotjohn, 3 (1-2)  
Seuly Matias, 2 (1-1)  
Angelo Castellano, 1 (1-0)  
Jeison Guzmán, 1 (0-1)  
Luca Tresh, 1 (0-1)

9

Tucker Bradley, 44 (21-23)  
Angelo Castellano, 21 (8-13)  
Morgan McCullough, 16 (9-7)  
John Rave, 12 (4-8)  
Jake Means, 10 (5-5)  
Tyler Cropley, 10 (2-8)  
Brhet Bewley, 9 (1-8)  
Ryan Grotjohn, 8 (5-3)  
Parker Bates, 3 (2-1)  
Sebastian Rivero, 2 (1-1)  
Nate Eaton, 1 (0-1)



PLAYER	GS	POSITION										BATTING ORDER								
		C	1B	2B	3B	SS	LF	CF	RF	OF	DH	1ST	2ND	3RD	4TH	5TH	6TH	7TH	8TH	9TH
Robbie Glendinning	117		66	23	11						17			5	52	28	13	16	3	
John Rave	106						24	59	15	98	8		5	6	6	42	31	4		12
Jake Means	104		18	5	73	5					3				2	2	5	21	64	10
Tucker Bradley	103						81	1	5	87	16	41	12			1	1	4		44
Seuly Matias	96								67	67	29				32	3	39	20	2	
Nick Loftin	89			19	3	6	2	53		55	6	6	77	5		1				
Maikel Garcia	77					77						76	1							
Logan Porter	75	35	20		6						14			8	18	15	8	15	11	
Tyler Gentry	71						20		33	53	18		14	47	7	3				
Michael Massey	54				46						8			54						
CJ Alexander	45		31		10						4			11	18	5	4	7		
Sebastian Rivero	41	40									1					9	12	10	8	2
Nate Eaton	36				23	1	3		7	10	2		2			19	9	5		1
Brhet Bewley	30			20	4						6		3			2	1	3	12	9
Diego Hernández	29						2	20	6	28	1	12	17							
Morgan McCullough	29			13	5	10												1	11	17
Tyler Cropley	28	28																4	14	10
Angelo Castellano	26			5		22						1	3					1	1	20
Luca Tresh	23	23											2		1	4	7	8	1	
Ryan Grotjohn	19			5	1	4	4	1	2	7	2						1	7	3	8
Gavin Stupienski	12	10	1								1						2	5	5	
Jeison Guzmán	11					11										2	3	5	1	
Parker Bates	3							2	1	3										3

## OUTFIELD ASSISTS (36)

TUCKER BRADLEY (7)	LF	6
	RF	1
NATE EATON (4)	LF	1
	RF	3
TYLER GENTRY (9)	LF	4
	RF	5
NICK LOFTIN (4)	CF	4
SEULY MATIAS (6)	RF	6
JOHN RAVE (6)	CF	6

## # OF LINEUP COMBOS

136 games, 135 unique lineup combinations used

## MOST USED LINEUP (2x)

	PLAYER	Pos.
1	Tucker Bradley	LF
2	Nick Loftin	CF
3	Tyler Gentry	RF
4	Robbie Glendinning	1B
5	Logan Porter	C
6	CJ Alexander	3B
7	Jake Means	2B
8	Brhet Bewley	DH
9	Morgan McCullough	SS

## NATURALS POSITION PRODUCTION

	AVG	AB	H	TB	2B	3B	HR	RBI	BB	SO	OBP	SLG	OPS	SAC	SF	HBP	GIDP
C	.249	490	122	215	33	0	20	77	63	130	.349	.439	.788	1	4	14	11
1B	.266	508	135	232	29	1	22	101	67	162	.354	.457	.811	0	8	7	10
2B	.253	505	128	214	29	0	19	83	73	148	.349	.424	.773	3	9	6	11
3B	.220	491	108	174	27	3	11	66	69	146	.324	.354	.678	1	3	8	15
SS	.265	535	142	195	31	2	6	45	73	132	.354	.364	.718	4	3	2	11
LF	.286	517	148	224	27	2	15	75	74	122	.377	.433	.810	5	6	5	7
CF	.268	526	141	212	23	3	14	73	74	126	.362	.403	.765	6	6	7	12
RF	.267	505	135	252	21	3	30	108	64	150	.357	.499	.856	2	13	14	7
DH	.257	499	128	214	18	1	22	79	73	154	.359	.429	.788	2	6	10	4

## NATURALS BATTING ORDER PRODUCTION

	AVG	AB	H	TB	2B	3B	HR	RBI	BB	SO	OBP	SLG	OPS	SAC	SF	HBP	GIDP
1st	.289	567	164	241	39	1	12	59	81	119	.378	.425	.803	6	3	2	12
2nd	.284	550	156	236	24	1	18	79	71	104	.366	.429	.795	7	9	6	11
3rd	.291	543	158	255	29	1	22	109	65	135	.371	.470	.841	1	12	11	9
4th	.264	523	138	246	28	1	26	106	70	186	.355	.470	.825	0	9	9	12
5th	.223	503	112	197	21	2	20	82	77	140	.333	.392	.725	0	7	10	6
6th	.266	488	130	227	22	3	23	89	77	159	.373	.465	.838	2	5	9	7
7th	.260	488	127	204	25	2	16	71	62	163	.354	.418	.772	1	7	13	7
8th	.201	478	96	158	26	0	12	58	66	158	.307	.331	.638	2	2	8	15
9th	.239	464	111	175	26	4	10	58	62	120	.331	.377	.708	5	6	5	9



GM #	APRIL	OPPONENT	SCORE	RECORD	Pos./G+/-	WIN	LOSS	SAVE	TEMP.	1ST PITCH	TIME	ATT.	HOME ATT.	NATURALS				OPPONENT			
														R	H	E	LO	R	H	E	LO
1	4/8	@ Springfield	W, 11-8	1-0	T-1st/+1.0	Á. Sotillet (1-0)	G. Black (0-1)	-	42°	6:41 PM	3:55	3,682		11	12	0	10	8	8	4	10
2	4/9	@ Springfield	L, 14-11	1-1	T-2nd/-1.0	J. Quezada (1-0)	A. Veneziano (0-1)	F. Pacheco (1)	63°	5:37 PM	3:47	3,037		11	15	2	10	14	13	2	10
3	4/10	@ Springfield	L, 10-5	1-2	T-3rd/-2.0	M. Brettell (1-0)	Á. Zerpa (0-1)	-	79°	1:38 PM	2:43	2,760		5	7	2	6	10	12	1	6
4	4/12	WICHITA	W, 8-6	2-2	T-3rd/-1.0	D. Biasi (1-0)	B. Lawson (0-1)	Á. Sotillet (1)	72°	7:04 PM	3:04	4,032	4,032	8	8	0	6	6	6	2	9
5	4/13	WICHITA	W, 8-5	3-2	2nd/-1.0	C. Cosby (1-0)	A. Scherff (0-1)	-	53°	7:05 PM	2:48	2,590	6,622	8	12	0	7	5	7	2	4
6	4/14	WICHITA	L, 7-1	3-3	3rd/-1.0	L. Varland (1-0)	D. Parrish (0-1)	-	64°	7:04 PM	3:03	2,655	9,277	1	5	0	7	7	7	0	7
7	4/15	WICHITA	L, 4-2	3-4	3rd/-2.0	S. Woods Richardson (1-0)	A. Veneziano (0-2)	A. Schuller (1)	73°	7:05 PM	2:25	4,404	13,681	2	5	0	6	4	9	1	9
8	4/16	WICHITA	L, 6-5 (10)	3-5	T-4th/-2.5	A. Angulo (1-0)	Z. Willemann (0-1)	S. Klimek (1)	55°	6:05 PM	3:25	3,003	16,684	5	6	2	12	6	16	4	11
9	4/17	WICHITA	L, 5-1	3-6	5th/-3.0	T. Viza (1-0)	A. Lacy (0-1)	-	52°	2:05 PM	2:37	1,950	18,634	1	10	1	9	5	7	0	5
10	4/19	@ Frisco	L, 4-3	3-7	5th/-4.0	S. Nordlin (2-1)	A. Marsh (0-1)	C. Lee (3)	70°	6:37 PM	2:37	2,162		3	2	0	7	4	9	1	10
11	4/20	@ Frisco	W, 7-2	4-7	T-4th/-4.0	D. Parrish (1-1)	A. Weems (0-1)	-	86°	6:37 PM	2:27	2,324		7	10	1	7	2	4	0	6
12	4/21	@ Frisco	L, 12-2	4-8	5th/-4.0	N. Starr (1-0)	A. Veneziano (0-3)	-	82°	6:37 PM	2:26	3,939		2	2	0	7	12	13	1	3
13	4/22	@ Frisco	W, 11-2	5-8	T-4th/-4.0	Á. Zerpa (1-1)	C. Bradford (1-1)	-	84°	6:36 PM	2:30	6,222		11	8	0	4	2	8	1	10
14	4/23	@ Frisco	W, 12-4	6-8	4th/-4.0	W. Pennington (1-0)	J. Leiter (0-1)	-	82°	6:40 PM	2:39	6,777		12	12	2	7	4	10	2	8
15	4/24	@ Frisco	W, 4-3	7-8	4th/-3.0	Y. Del Rosario (1-0)	C. Ragans (0-1)	Á. Sotillet (2)	75°	4:16 PM	2:21	3,208		4	9	0	9	3	6	1	6
16	4/26	AMARILLO	L, 6-5 (11)	7-9	T-4th/-3.0	J. Garcia (1-0)	W. Pennington (1-1)	B. Rogers (1)	55°	11:06 AM	3:02	3,702	22,336	6	10	0	8	5	9	1	9
17	4/27	AMARILLO	W, 12-6	8-9	4th/-3.0	A. Veneziano (1-3)	S. Cecconi (0-1)	-	68°	7:05 PM	2:28	3,073	25,409	12	15	0	9	6	11	2	7
18	4/28	AMARILLO	L, 9-5	8-10	4th/-3.0	K. Curtis (1-1)	Z. Willemann (0-2)	-	64°	7:04 PM	2:38	3,100	28,509	5	8	0	6	9	13	1	4
19	4/29	AMARILLO	W, 8-7	9-10	T-3rd/-3.0	W. Pennington (2-1)	D. Olivero (0-1)	J. Dipoto (1)	74°	7:05 PM	2:51	4,890	33,399	8	17	1	9	7	15	0	11
20	4/30	AMARILLO	L, 7-5	9-11	T-3rd/-3.0	B. Pfadt (1-1)	H. Capps (0-1)	B. Workman (1)	72°	6:06 PM	2:16	5,857	39,256	5	8	0	4	7	10	0	5

APRIL Hitting Results: .261/.357/.422 (180-for-690), 37 2B, 22 HR, 126 R, 97 BB, 32 SB // APRIL Pitching Results: 9-11, 5.98 ERA (119 ER in 179.0 IP), 3/5 SV, 194 H, 25 HR, 87 BB, 158 K, .276 AVG

GM #	MAY	OPPONENT	SCORE	RECORD	Pos./G+/-	WIN	LOSS	SAVE	TEMP.	1ST PITCH	TIME	ATT.	HOME ATT.	NATURALS				OPPONENT			
														R	H	E	LO	R	H	E	LO
21	5/1	AMARILLO	W, 9-5	10-11	3rd/-3.0	D. Parrish (2-1)	J. Vernia (0-1)	-	70°	2:04 PM	2:32	5,348	44,604	9	12	0	7	5	11	0	7
22	5/3	@ Springfield	L, 12-5	10-12	T-3rd/-3.5	D. Roach (2-1)	A. Veneziano (1-3)	-	52°	6:37 PM	2:49	3,701		5	8	2	7	12	10	2	10
23	5/4	@ Springfield	W, 13-3	11-12	T-3rd/-3.0	M. Martinez (1-0)	K. Leahy (0-4)	-	55°	7:34 PM	2:33 (:59)	3,131		13	15	0	10	3	6	1	4
24	5/5	@ Springfield	W, 9-6	12-12	3rd/-2.5	Y. Del Rosario (2-0)	G. Black (1-3)	W. Pennington (1)	61°	6:36 PM	2:42	3,125		9	17	0	12	6	8	1	4
25	5/6	@ Springfield	L, 2-1	12-13	T-3rd/-4.0	T. Pike (1-1)	H. Capps (0-2)	F. Pacheco (5)	64°	6:39 PM	2:22	3,165		1	4	1	2	2	6	0	10
26	5/7	@ Springfield	W, 4-0	13-13	3rd/-4.0	D. Parrish (3-1)	C. Lunn (2-3)	-	74°	6:05 PM	2:04	4,375		4	9	0	5	0	3	1	4
27	5/8	@ Springfield	W, 9-5	14-13	3rd/-2.5	W. Pennington (3-1)	F. Pacheco (0-1)	-	77°	6:07 PM	2:40	3,922		9	13	1	8	5	6	1	7
28	5/10	WICHITA	W, 7-4	15-13	3rd/-1.5	D. Biasi (2-0)	K. Klimek (0-1)	Y. Del Rosario (1)	84°	11:06 AM	2:35	5,620	50,224	7	11	0	5	4	7	0	11
29	5/11	WICHITA	L, 4-3	15-14	3rd/-2.5	K. Funderburk (2-0)	Á. Zerpa (1-2)	A. Schuller (5)	84°	7:04 PM	2:22	2,434	52,658	3	8	2	9	4	8	2	8
30	5/12	WICHITA	L, 10-4	15-15	3rd/-3.5	L. Varland (4-1)	P. Smith (0-1)	-	85°	7:06 PM	2:30	3,825	56,483	4	8	2	4	10	11	1	9
31	5/13	WICHITA	W, 7-0	16-15	3rd/-2.5	D. Parrish (4-1)	S. Woods Richardson (2-1)	-	82°	7:05 PM	2:14	4,497	60,980	7	8	0	3	0	5	0	5
32	5/14	WICHITA	L, 7-6	16-16	3rd/-3.5	B. Gross (2-0)	H. Capps (0-3)	A. Schuller (6)	84°	6:04 PM	2:52	5,558	66,538	6	11	1	10	7	10	2	8
33	5/17	@ Arkansas	L, 7-6 (10)	16-17	3rd/-4.5	T. Kuhn (1-1)	W. Pennington (3-2)	-	81°	6:37 PM	2:53	3,374		6	12	0	10	7	10	1	6
34	5/18	@ Arkansas	L, 5-4	16-18	3rd/-5.5	T. Dollard (1-1)	Á. Zerpa (1-3)	M. Stryfeler (6)	89°	6:34 PM	2:14	3,646		4	5	1	5	5	7	1	6
35	5/19	@ Arkansas	L, 5-0	16-19	4th/-6.5	C. Jones (1-2)	A. Marsh (0-2)	-	90°	6:35 PM	2:15	3,769		0	3	1	7	5	8	3	8
36	5/20	@ Arkansas	L, 2-1	16-20	4th/-6.5	J. Haberer (1-2)	D. Parrish (4-2)	T. Kuhn (3)	89°	7:04 PM	2:24	6,016		1	4	1	6	2	4	0	7
37	5/21	@ Arkansas	W, 11-4 (8)	17-20	4th/-6.0	D. Biasi (3-0)	S. Kolek (1-3)	-	75°	7:06 PM	2:54 (:30)	3,869		11	12	0	10	4	5	1	6
38	5/22	@ Arkansas	W, 10-5	18-20	3rd/-6.0	Z. Phillips (1-0)	E. Hancock (0-1)	-	62°	1:35 PM	2:44	3,807		10	11	1	6	5	8	2	8
39	5/24	@ Midland	W, 8-5	19-20	3rd/-5.5	Y. Del Rosario (3-0)	D. Leal (0-1)	Z. Willemann (1)	68°	11:02 AM	2:25	4,066		8	10	0	5	5	12	1	11
40	5/25	@ Midland	W, 11-3	20-20	3rd/-4.5	A. Marsh (1-2)	R. Cusick (1-5)	-	74°	6:33 PM	2:48	3,012		11	16	0	9	3	10	2	13
41	5/26	@ Midland	L, 2-1 (10)	20-21	3rd/-5.0	G. Acton (1-2)	Z. Phillips (1-1)	-	90°	7:02 PM	2:41	3,450		1	8	0	11	2	3	1	4
42	5/27	@ Midland	W, 14-6	21-21	3rd/-5.0	Á. Sotillet (2-0)	T. Damron (1-3)	-	97°	7:01 PM	3:03	3,549		14	17	2	12	6	7	2	11
43	5/28	@ Midland	W, 9-7 (10)	22-21	3rd/-5.0	Y. Del Rosario (4-0)	C. Cohen (2-3)	-	98°	7:00 PM	2:50	3,425		9	15	0	11	7	10	1	8
44	5/29	@ Midland	L, 3-1	22-22	3rd/-5.0	M. Milburn (3-3)	Á. Zerpa (1-4)	A. Briggs (2)	96°	2:02 PM	1:48	2,446		1	6	0	7	3	11	0	6
45	5/31	CORPUS CHRISTI	L, 8-7	22-23	4th/-5.0	D. West (1-0)	Y. Del Rosario (1-4)	M. Ruppenthal (1)	82°	7:04 PM	2:52	2,447	68,785	7	12	2	9	8	11	0	7

MAY Hitting Results: .286/.354/.456 (255-for-892), 53 2B, 29 HR, 160 R, 94 BB, 31 SB // MAY Pitching Results: 13-12, 4.43 ERA (108 ER in 219.1 IP), 3/6 SV, 197 H, 25 HR, 123 BB, 249 K, .239 AVG

														NATURALS				OPPONENT				
GM #	JUNE	OPPONENT	SCORE	RECORD	Pos./G+/-	WIN	LOSS	SAVE	TEMP.	1ST PITCH	TIME	ATT.	HOME ATT.	R	H	E	LO	R	H	E	LO	
46	6/1	CORPUS CHRISTI	L, 6-2	22 - 24	4th/-5.5	J. Endersby (2-1)	D. Parrish (4-3)	-	80°	7:04 PM	2:32	2,183	70,968	2	7	0	8	6	11	0	8	
47	6/2	CORPUS CHRISTI	W, 8-2	23 - 24	4th/-5.5	D. Biasi (4-0)	J. Melendez (0-5)	-	84°	4:04 PM	3:01	5,408	76,376	8	9	0	6	2	2	1	9	
48	6/3	CORPUS CHRISTI	L, 5-4	23 - 25	4th/-5.5	A. Chaidze (2-0)	Y. Del Rosario (2-4)	-	75°	7:05 PM	2:34	5,659	82,035	4	7	0	7	5	9	0	8	
49	6/4	CORPUS CHRISTI	W, 6-5 (10)	24 - 25	4th/-5.5	J. Dipoto (1-0)	D. Conn (4-2)	-	79°	6:05 PM	3:03	3,928	85,963	6	4	0	8	5	7	1	9	
50	6/5	CORPUS CHRISTI	L, 17-4	24 - 26	4th/-6.5	J. Bravo (2-1)	A. Marsh (1-3)	-	78°	2:04 PM	3:04	2,735	88,698	4	7	3	4	17	16	0	14	
51	6/7	@ Tulsa	L, 5-2	24 - 27	4th/-6.5	G. Stone (2-1)	N. Murdock (0-1)	-	84°	7:06 PM	2:12	4,036		2	6	0	8	5	9	0	5	
	6/8	@ Tulsa	Postponed/Rain (Made up June 9, 3-0 W)																			
52	6/9	@ Tulsa	W, 5-3 (7)	25 - 27	4th/-6.0	C. Chamberlain (1-0)	J. Adames (0-1)	J. Dipoto (2)	84°	5:04 PM	1:54			5	6	0	2	3	5	0	7	
53	6/9	@ Tulsa	W, 3-0 (7)	26 - 27	4th/-5.5	A. Veneziano (2-4)	L. Knack (1-4)	-	81°	7:46 PM	1:41	4,706		3	5	0	6	0	3	1	5	
54	6/10	@ Tulsa	W, 13-4	27 - 27	4th/-5.5	W. Pennington (4-2)	J. Hernandez (0-2)	-	87°	7:06 PM	2:50	7,977		13	11	0	7	4	6	1	5	
55	6/11	@ Tulsa	L, 9-3	27 - 28	4th/-5.5	A. Gamboa (5-0)	A. Marsh (1-4)	-	89°	7:06 PM	2:28	7,382		4	8	1	8	9	15	2	6	
56	6/12	@ Tulsa	W, 7-3	28 - 28	4th/-4.5	Á. Sottillet (3-0)	G. Stone (2-2)	Y. Del Rosario (2)	96°	1:06 PM	2:44	4,447		7	11	1	9	3	7	1	10	
57	6/14	ARKANSAS	W, 7-5	29 - 28	4th/-3.5	A. Veneziano (3-4)	S. Kolek (4-4)	-	88°	7:06 PM	2:19	2,453	91,151	7	7	2	4	5	7	2	6	
58	6/15	ARKANSAS	L, 5-4	29 - 29	4th/-4.0	C. Kober (2-0)	M. Peacock (0-1)	M. Stryffeler (11)	87°	7:06 PM	2:37	2,099	93,250	4	11	1	10	5	14	0	10	
59	6/16	ARKANSAS	L18-3	29 - 30	4th/-4.5	E. Hancock (1-2)	Z. Phillips (1-2)	-	89°	7:05 PM	3:12	3,249	96,499	3	7	5	7	18	13	1	11	
60	6/17	ARKANSAS	L13-3	29 - 31	4th/-5.5	T. Dollard (5-2)	A. Marsh (1-5)	-	90°	7:05 PM	2:38	4,048	100,547	2	4	0	5	13	14	0	6	
61	6/18	ARKANSAS	W, 9-0	30 - 31	4th/-5.5	W. Klein (1-0)	C. Jones (4-4)	-	85°	7:31 PM	2:36 (1:26)	3,342	103,889	9	4	0	6	0	4	0	7	
62	6/19	ARKANSAS	W, 4-0	31 - 31	4th/-5.5	A. Veneziano (4-4)	S. Kolek (4-5)	-	86°	2:05 PM	2:28	3,080	106,969	4	8	0	11	0	4	0	5	
63	6/21	SPRINGFIELD	L, 5-3	31 - 32	4th/-6.5	G. Black (3-3)	D. Biasi (4-1)	R. Loutos (2)	90°	7:05 PM	2:42	2,429	109,398	3	7	2	11	5	6	0	6	
64	6/22	SPRINGFIELD	L, 9-6	31 - 33	4th/-6.5	G. Williams (1-2)	W. Klein (1-1)	-	86°	12:06 PM	3:02	2,532	111,930	6	11	2	9	9	11	2	11	
65	6/23	SPRINGFIELD	L, 11-2	31 - 34	4th/-7.5	E. Escobar (4-3)	A. Marsh (1-6)	-	87°	7:05 PM	2:31	2,750	114,680	2	3	3	4	11	12	0	10	
66	6/24	SPRINGFIELD	L, 7-1	31 - 35	4th/-8.5	M. McGreevy (3-2)	Á. Zerpa (1-5)	-	89°	7:06 PM	2:38	4,355	119,035	1	6	2	8	7	12	1	7	
67	6/25	SPRINGFIELD	L, 13-10	31 - 36	4th/-9.5	G. Graceffo (3-1)	N. Murdock (0-2)	R. Loutos (3)	94°	6:05 PM	3:09	3,242	122,277	10	11	1	3	13	17	0	7	
68	6/26	SPRINGFIELD	L, 8-2	31 - 37	4th/-9.5	K. Leahy (4-6)	A. Veneziano (4-5)	-	82°	2:05 PM	2:32	2,302	124,579	2	8	0	8	8	9	1		





														NATURALS				OPPONENT			
GM #	JUNE	OPPONENT	SCORE	RECORD	Pos./G+/-	WIN	LOSS	SAVE	TEMP.	1st PITCH	TIME	ATT.	HOME ATT.	R	H	E	LO	R	H	E	LO
69	6/28	@ Amarillo	W, 20-6	1-0, 32-37	T-1st/+1.0	Z. Phillips (2-2)	D. Olivero (0-6)	-	87°	7:07 PM	3:03	5,222		20	17	1	5	6	10	1	11
70	6/29	@ Amarillo	L, 10-4	1-1, 32-38	T-2nd/-1.0	B. Pfadt (5-4)	A. Marsh (1-7)	-	92°	7:06 PM	2:38	4,784		4	7	2	5	10	12	0	8
71	6/30	@ Amarillo	L, 5-4	1-2, 32-39	T-3rd/-1.0	B. Rogers (3-1)	Y. Del Rosario (4-3)	-	97°	7:06 PM	2:30	5,406		4	5	2	6	5	7	0	3
JUNE Hitting Results: .232/.335/.407 (197-for-848), 43 2B, 35 HR, 139 R, 112 BB, 32 SB // JUNE Pitching Results: 10-16, 6.17 ERA (156 ER in 227.2 IP), 2/4 SV, 242 H, 33 HR, 136 BB, 248 K, .270 AVG														NATURALS				OPPONENT			
GM #	JULY	OPPONENT	SCORE	RECORD	Pos./G+/-	WIN	LOSS	SAVE	TEMP.	1st PITCH	TIME	ATT.	HOME ATT.	R	H	E	LO	R	H	E	LO
72	7/1	@ Amarillo	L, 11-10	1-3, 32-40	5th/-1.0	B. Teller (1-0)	N. Murdock (0-3)	T. Tice (1)	95°	7:05 PM	2:41	6,943		10	10	1	6	11	14	0	8
73	7/2	@ Amarillo	L, 13-12	1-4, 32-41	5th/-2.0	J. Bain (5-1)	N. Webb (0-1)	-	83°	7:05 PM	3:10	7,105		12	14	1	10	13	10	2	8
74	7/3	@ Amarillo	W, 10-4	2-4, 33-41	T-4th/-2.0	Y. Del Rosario (5-3)	B. Larsen (0-1)	-	95°	6:07 PM	2:54	7,481		10	11	1	5	4	7	0	9
75	7/4	TULSA	W, 7-6 (10)	3-4, 34-41	T-3rd/-2.0	E. Skoglund (1-0)	G. Zuniga (1-2)	-	91°	6:35 PM	3:06	5,784	130,363	7	11	0	9	6	14	0	9
76	7/6	TULSA	W, 12-4	4-4, 35-41	T-2nd/-1.0	Á. Zerpa (2-5)	K. Hurt (0-1)	-	95°	7:04 PM	2:47	1,884	132,247	12	15	1	9	4	9	1	8
77	7/7	TULSA	L, 3-0	4-5, 35-42	T-2nd/-2.0	G. Stone (5-2)	D. Biasi (4-2)	J. Leasure (2)	96°	7:04 PM	2:36	2,810	135,057	0	5	0	11	3	9	1	13
78	7/8	TULSA	L, 3-2	4-6, 35-43	T-4th/-2.0	J. Rooney (4-2)	N. Murdock (0-4)	G. Varland (1)	92°	7:05 PM	2:33	3,681	138,738	2	6	2	8	3	9	1	11
79	7/9	TULSA	W, 6-3	5-6, 36-43	T-2nd/-2.0	Z. Haake (1-0)	K. Malisheski (0-1)	Á. Sotillet (3)	88°	6:03 PM	2:47	3,453	142,191	6	9	1	10	3	7	3	8
80	7/10	TULSA	L, 6-3	5-7, 36-44	T-3rd/-2.0	B. Miller (4-3)	A. Marsh (1-8)	K. Curtis (1)	87°	2:04 PM	2:43	1,849	144,040	3	5	0	9	6	11	2	10
81	7/12	@ Corpus Christi	L, 8-3	5-8, 36-45	T-4th/-2.0	A. Chaidez (3-1)	D. Biasi (4-3)	-	90°	6:37 PM	2:46	3,183		3	6	0	7	8	11	1	11
82	7/13	@ Corpus Christi	L, 10-3	5-9, 36-46	T-4th/-3.0	C. Deason (1-3)	A. Hoffmann (0-1)	-	87°	6:37 PM	2:41	3,184		3	8	0	9	10	13	2	7
83	7/14	@ Corpus Christi	L, 16-3	5-10, 36-47	T-4th/-4.0	M. Ruppenthal (4-0)	A. Veneziano (4-6)	-	89°	6:37 PM	2:44	4,589		3	7	3	6	16	18	0	7
84	7/15	@ Corpus Christi	W, 9-5	6-10, 37-47	T-4th/-3.0	E. Skoglund (2-0)	F. Garcia (0-1)	Á. Sotillet (3)	84°	7:07 PM	3:09	4,677		9	12	0	7	5	5	1	8
85	7/16	@ Corpus Christi	L, 12-7	6-11, 37-48	T-4th/-4.0	C. Casey (3-1)	N. Murdock (0-5)	-	88°	7:07 PM	2:56	4,952		7	11	0	5	12	16	2	11
86	7/17	@ Corpus Christi	W, 16-7	7-11, 38-48	T-3rd/-4.0	D. Biasi (5-3)	J. Bravo (3-3)	-	93°	5:07 PM	3:05	3,383		16	12	2	8	7	12	0	12
87	7/22	SPRINGFIELD	L, 11-4	7-12, 38-49	T-3rd/-5.0	K. Leahy (7-6)	A. Hoffmann (0-2)	L. Gragg (3)	92°	7:06 PM	2:47	4,684	148,724	4	9	2	8	11	11	1	8
88	7/23	SPRINGFIELD	L, 7-4	7-13, 38-50	T-4th/-5.0	C. Lunn (3-5)	A. Veneziano (4-7)	-	97°	6:05 PM	2:40	3,133	151,857	4	10	1	8	7	6	0	5
89	7/24	SPRINGFIELD	L, 11-4	7-14, 38-51	5th/-6.0	E. Escobar (7-5)	A. Marsh (1-9)	-	96°	2:06 PM	2:40	2,855	154,712	4	8	2	7	11	11	1	7
90	7/26	@ Wichita	L, 9-3	7-15, 38-52	5th/-6.0	C. Laweryson (2-0)	N. Murdock (0-6)	D. Bentley (1)	100°	7:09 PM	2:39	2,153		3	11	0	9	9	10	0	10
91	7/27	@ Wichita	W, 5-0	8-15, 39-52	5th/-5.0	D. Biasi (6-3)	C. Legumina (1-4)	-	90°	7:08 PM	2:57 (:05)	2,444		5	12	0	13	0	3	1	8
92	7/28	@ Wichita	L, 10-2	8-16, 39-53	5th/-6.0	S. Gipson-Long (3-4)	J. Bowlan (0-1)	-	85°	7:08 PM	2:36	3,594		2	5	0	3	10	10	0	10
93	7/29	@ Wichita	W, 3-2	9-16, 40-53	T-4th/-6.0	A. Veneziano (5-7)	L. Varland (7-4)	Y. Del Rosario (3)	76°	7:07 PM	2:37	3,874		3	11	2	9	2	8	2	11
94	7/30	@ Wichita	L, 11-3	9-17, 40-54	5th/-6.0	C. Laweryson (3-0)	A. Marsh (1-10)	-	73°	6:06 PM	2:37	4,093		3	3	4	6	11	14	0	7
95	7/31	@ Wichita	L, 5-3	9-18, 40-55	5th/-7.0	O. German (2-2)	N. Webb (0-2)	-	84°	1:09 PM	2:59	2,598		3	8	2	8	5	9	1	12
JULY Hitting Results: .267/.360/.425 (219-for-821), 52 2B, 24 HR, 134 R, 115 BB, 31 SB // JULY Pitching Results: 8-16, 6.78 ERA (156 ER in 207.0 IP), 3/4 SV, 247 H, 40 HR, 138 BB, 209 K, .294 AVG														NATURALS				OPPONENT			
GM #	AUGUST	OPPONENT	SCORE	RECORD	Pos./G+/-	WIN	LOSS	SAVE	TEMP.	1st PITCH	TIME	ATT.	HOME ATT.	R	H	E	LO	R	H	E	LO
96	8/2	TULSA	W, 9-5	10-18, 41-55	5th/-6.0	C. Chamberlain (2-0)	K. Curtis (2-4)	Y. Del Rosario (4)	92°	7:05 PM	2:32	2,409	157,121	9	13	0	7	5	10	3	7
97	8/3	TULSA	W, 6-5	11-18, 42-55	5th/-5.0	S. Woods Jr. (1-0)	B. Miller (5-5)	J. Dipoto (3)	92°	7:06 PM	2:41	1,893	159,014	6	9	0	10	4	6	3	5
98	8/4	TULSA	L, 23-8	11-19, 42-56	5th/-6.0	G. Varland (2-4)	Z. Haake (1-1)	-	85°	7:06 PM	3:45	3,118	162,132	7	8	2	11	23	21	2	5
99	8/5	TULSA	L, 12-9	11-20, 42-57	5th/-7.0	K. Curtis (3-4)	W. Pennington (4-3)	A. Avelino (1)	90°	7:05 PM	3:04	3,946	166,078	9	5	1	10	12	14	1	8
100	8/6	TULSA	L, 9-2	11-21, 42-58	5th/-8.0	L. Lockhart (1-0)	A. Marsh (1-11)	-	92°	6:05 PM	2:47	3,657	169,735	2	11	0	12	9	6	0	6
101	8/7	TULSA	W, 8-1	12-21, 43-58	5th/-8.0	A. Hoffmann (1-2)	J. Rooney (4-4)	-	88°	2:07 PM	2:42	3,256	172,991	8	11	2	9	1	4	1	8
102	8/9	@ Arkansas	L, 8-1	12-22, 43-59	5th/-9.0	E. Hancock (4-3)	T. Sikkema (0-1)	-	89°	6:34 PM	2:38 (:19)	3,216		1	6	1	8	8	8	3	8
103	8/10	@ Arkansas	W, 8-4	13-22, 44-59	5th/-8.0	A. Lacy (1-1)	S. Kolek (4-11)	-	84°	6:36 PM	3:04	3,555		8	11	1	9	4	6	1	10
104	8/11	@ Arkansas	L, 6-4	13-23, 44-60	5th/-9.0	T. Dollard (11-2)	A. Veneziano (5-8)	C. Kober (2)	89°	6:34 PM	2:30	3,436		4	4	1	1	6	10	1	12
105	8/12	@ Arkansas	L, 6-0	13-24, 44-61	5th/-10.0	P. Berroa (1-1)	D. Biasi (6-4)	-	91°	7:05 PM	2:31	7,024		0	0	1	3	6	7	0	9
106	8/13	@ Arkansas	L, 11-5	13-25, 44-62	5th/-11.0	B. Miller (1-0)	A. Hoffmann (1-3)	-	90°	7:05 PM	2:47	5,617		5	8	2	5	11	16	0	8
107	8/14	@ Arkansas	L, 5-0	13-26, 44-63	5th/-12.0	E. Hancock (5-3)	T. Sikkema (0-2)	-	93°	1:36 PM	2:26	3,123		0	5	1	7	5	10	1	8
108	8/16	SAN ANTONIO	L, 5-3	13-27, 44-64	5th/-13.0	B. Krauth (1-2)	J. Bowlan (0-2)	L. Bachar (3)	85°	7:07 PM	2:39	1,683	174,674	3	4	0	5	5	9	1	5
109	8/17	SAN ANTONIO	L, 20-15	13-28, 44-65	5th/-14.0	G. Gavin (1-0)	D. Biasi (6-5)	-	72°	7:07 PM	3:32	1,332	176,006	15	14	3	7	20	17	3	14
110	8/18	SAN ANTONIO	L, 8-5	13-29, 44-66	5th/-14.0	N. Vela (1-1)	A. Lacy (1-2)	F. Schlichtholz (2)	80°	7:06 PM	3:19	2,458	178,464	5	8	1	10	8	9	3	11
111	8/19	SAN ANTONIO	W, 9-5	14-29, 45-66	5th/-14.0	K. Kalich (1-0)	O. Hernandez (4-3)	-	83°	7:06 PM	3:11	4,526	182,990	9	11	3	13	8	9	0	8
112	8/20	SAN ANTONIO	W, 5-3 (10)	15-29, 46-66	5th/-14.0	J. Dipoto (2-0)	F. Schlichtholz (0-3)	-	88°	6:08 PM	3:25	3,897	186,887	5	8	0	11	3	10	0	14
113	8/21	SAN ANTONIO	W, 9-3	16-29, 47-66	5th/-14.0	E. Márquez (1-0)	B. Krauth (1-3)	-	80°	2:07 PM	2:29	2,602	189,489	9	11	0	8	3	10	0	9
114	8/23	SPRINGFIELD	W, 8-7	17-29, 48-66	5th/-13.0	S. Woods Jr. (2-0)	M. Brettell (5-2)	Y. Del Rosario (5)	82°	7:05 PM	2:49	2,253	191,742	8	10	3	9	7	15	1	10
115	8/24	SPRINGFIELD	L, 18-7	17-30, 48-67	5th/-14.0	M. McGreevy (6-3)	A. Marsh (1-12)	-	82°	7:06 PM	3:02	2,382	194,124	7	9	1	7	18	19	0	8
116	8/25	SPRINGFIELD	L, 14-6	17-31, 48-68	5th/-14.0	M. YaSenka (1-0)	K. Kalich (1-1)	M. Brettell (1)	84°	7:05 PM	3:24	3,581	197,705	6	6	1	11	14	7	0	1
117	8/26	SPRINGFIELD	W, 6-4	18-31, 49-68	5th/-13.0	Y. Del Rosario (6-3)	D. Roach (4-8)	-	87°	7:07 PM	2:42	4,767	202,472	6	11	0	6	4	10	1	9
118	8/27	SPRINGFIELD	L, 2-1	18-32, 49-69	5th/-14.0	J. Beller (3-0)	T. Sikkema (0-3)	D. Roach (5)	88°	6:08 PM	2:33	5,516	207,988	1	5	2	6	2	6	0	9
119	8/28	SPRINGFIELD	W, 7-2	19-32, 50-69	5th/-13.0	J. Bowlan (1-2)	E. Escobar (7-10)	-	86°	2:06 PM	2:49	4,009	211,997	7	9	2	8	2	4	0	6
120	8/30	@ Tulsa	L, 7-3	19-33, 50-70	5th/-13.0	T. Dodson (3-0)	A. Marsh (1-13)	-	91°	7:04 PM	2:26	3,826		3	5	1	4	7			



DATE	OPPONENT	RESULT	IP	H	R	ER	BB	SO	2B	3B	HR	AVG	WHIP	WP	BK	HB	GDP	IBB	TBF	SV	ERA (SEASON)
4/8	@ Springfield	W, 11-8	9.0	8	8	8	9	6	3	0	2	(.229)	(1.89)	2	0	1	0	0	45	0	8.00
4/9	@ Springfield	L, 14-11	8.0	13	14	12	12	5	2	0	1	(.361)	(3.13)	1	0	0	2	0	48	0	10.59
4/10	@ Springfield	L, 10-5	8.0	12	10	10	3	0	3	0	3	(.333)	(1.88)	2	0	1	0	0	40	0	10.80
4/12	WICHITA	W, 8-6	9.0	6	6	6	5	13	0	0	0	(.171)	(1.22)	2	0	2	0	0	42	1	9.53
4/13	WICHITA	W, 8-5	9.0	7	5	5	3	15	2	0	2	(.212)	(1.11)	1	0	0	1	0	36	0	8.58
4/14	WICHITA	L, 7-1	9.0	7	7	7	5	9	3	1	1	(.206)	(1.33)	0	0	2	0	0	41	0	8.31
4/15	WICHITA	L, 4-2	9.0	9	4	4	6	4	1	1	1	(.265)	(1.67)	0	0	0	1	0	40	0	7.67
4/16	WICHITA	L, 6-5 (10)	10.0	16	6	4	2	9	0	0	0	(.372)	(1.80)	0	0	0	2	0	46	0	7.10
4/17	WICHITA	L, 5-1	9.0	7	5	4	3	8	1	0	2	(.206)	(1.11)	0	0	0	0	0	37	0	6.75
4/19	@ Frisco	L, 4-3	8.0	9	4	4	6	7	1	0	0	(.300)	(1.88)	1	0	0	1	0	38	0	6.55
4/20	@ Frisco	W, 7-2	9.0	4	2	1	4	6	1	0	1	(.133)	(0.89)	1	0	1	2	0	35	0	6.03
4/21	@ Frisco	L, 12-2	8.0	13	12	12	2	6	3	0	3	(.382)	(1.88)	0	0	2	1	0	39	0	6.60
4/22	@ Frisco	W, 11-2	9.0	8	2	2	4	9	0	0	1	(.235)	(1.33)	1	0	0	0	0	39	0	6.24
4/23	@ Frisco	W, 12-4	9.0	10	4	3	3	7	2	0	2	(.286)	(1.44)	0	0	0	0	0	39	0	6.00
4/24	@ Frisco	W, 4-3	9.0	6	3	3	3	9	3	0	1	(.194)	(1.00)	0	0	1	1	0	36	1	5.80
4/26	AMARILLO	L, 6-5 (11)	11.0	10	6	5	3	12	1	0	0	(.244)	(1.18)	2	0	0	1	1	45	0	5.66
4/27	AMARILLO	W, 12-6	9.0	11	6	6	2	6	2	0	1	(.297)	(1.44)	2	0	0	0	0	40	0	5.68
4/28	AMARILLO	L, 9-5	9.0	13	9	9	4	5	3	1	1	(.361)	(1.89)	0	1	0	2	1	40	0	5.87
4/29	AMARILLO	W, 8-7	9.0	15	7	7	6	11	2	0	0	(.395)	(2.33)	2	0	0	2	0	45	1	5.93
4/30	AMARILLO	L, 7-5	9.0	10	7	7	2	11	2	0	3	(.278)	(1.33)	0	0	1	1	0	39	0	5.98
5/1	AMARILLO	W, 9-5	9.0	11	5	5	2	8	3	0	2	(.324)	(1.44)	0	0	1	0	0	39	0	5.94
5/3	@ Springfield	L, 12-5	8.0	10	12	12	13	8	4	0	1	(.323)	(2.88)	0	0	2	3	0	46	0	6.24
5/4	@ Springfield	W, 13-3	9.0	6	3	3	2	9	0	0	1	(.188)	(0.89)	1	0	0	1	0	34	0	6.10
5/5	@ Springfield	W, 9-6	9.0	8	6	6	4	12	4	0	2	(.242)	(1.33)	0	0	0	1	0	37	1	6.10
5/6	@ Springfield	L, 2-1	8.0	7	2	2	5	16	2	0	0	(.226)	(1.50)	0	0	0	0	0	36	0	5.96
5/7	@ Springfield	W, 4-0	9.0	3	0	0	2	8	0	0	0	(.103)	(0.56)	1	0	0	0	0	31	0	5.73
5/8	@ Springfield	W, 9-5	9.0	6	5	3	7	5	1	0	1	(.188)	(1.44)	1	0	0	1	0	39	0	5.63
5/10	WICHITA	W, 7-4	9.0	7	4	4	9	9	2	0	2	(.212)	(1.78)	0	0	0	0	0	42	1	5.57
5/11	WICHITA	L, 4-3	9.0	8	4	4	6	9	2	1	1	(.242)	(1.56)	0	0	0	1	0	39	0	5.51
5/12	WICHITA	L, 10-4	9.0	11	10	10	8	16	3	0	2	(.297)	(2.11)	2	0	1	0	0	46	0	5.66
5/13	WICHITA	W, 7-0	9.0	5	0	0	0	12	1	0	0	(.161)	(0.56)	0	0	1	0	0	32	0	5.48
5/14	WICHITA	L, 7-6	9.0	10	7	6	6	11	2	0	2	(.278)	(1.78)	0	0	0	0	0	42	0	5.49
5/15	WICHITA	Cancelled/Rain																			
5/17	@ Arkansas	L, 7-6 (10)	9.2	10	7	7	5	9	3	0	1	(.278)	(1.55)	2	0	0	3	2	41	0	5.53
5/18	@ Arkansas	L, 5-4	8.0	7	5	3	4	8	1	0	2	(.226)	(1.38)	0	1	0	0	0	35	0	5.47
5/19	@ Arkansas	L, 5-0	8.0	8	5	5	4	13	0	2	1	(.250)	(1.50)	0	0	1	0	0	37	0	5.48
5/20	@ Arkansas	L, 2-1	8.0	4	2	0	4	10	0	0	0	(.143)	(1.00)	0	0	1	0	0	33	0	5.34
5/21	@ Arkansas	W, 11-4 (8)	7.0	5	4	4	7	8	2	0	0	(.208)	(1.71)	0	0	0	0	0	31	0	5.33
5/22	@ Arkansas	W, 10-5	9.0	8	5	4	5	7	1	0	1	(.229)	(1.44)	0	0	0	0	0	40	0	5.30
5/24	@ Midland	W, 8-5	9.0	12	5	5	3	10	7	0	0	(.308)	(1.67)	0	0	1	0	0	43	1	5.29
5/25	@ Midland	W, 11-3	9.0	10	3	3	4	14	4	1	0	(.270)	(1.56)	1	0	2	0	0	43	0	5.23
5/26	@ Midland	L, 2-1 (10)	9.2	3	2	1	3	7	0	0	0	(.097)	(0.62)	1	0	0	1	0	34	0	5.12
5/27	@ Midland	W, 14-6	9.0	7	6	4	11	7	2	0	0	(.219)	(2.00)	0	0	0	1	0	44	0	5.08
5/28	@ Midland	W, 9-7 (10)	10.0	10	7	7	5	9	3	0	3	(.256)	(1.50)	0	0	0	1	0	44	0	5.12
5/29	@ Midland	L, 3-1	8.0	11	3	3	1	9	2	1	1	(.344)	(1.50)	0	0	0	2	0	33	0	5.09
5/31	CORPUS CHRISTI	L, 8-7	9.0	11	8	7	3	15	3	1	2	(.297)	(1.56)	0	0	2	1	0	42	0	5.13
6/1	CORPUS CHRISTI	L, 6-2	9.0	11	6	6	5	6	2	1	2	(.306)	(1.78)	0	0	0	2	0	41	0	5.15
6/2	CORPUS CHRISTI	W, 8-2	9.0	2	2	2	10	10	0	0	0	(.071)	(1.33)	1	1	0	1	0	38	0	5.08
6/3	CORPUS CHRISTI	L, 5-4	9.0	9	5	5	4	12	4	0	1	(.250)	(1.44)	1	1	0	0	0	40	0	5.08
6/4	CORPUS CHRISTI	W, 6-5 (10)	10.0	7	5	4	6	18	1	0	0	(.200)	(1.30)	1	0	1	1	1	43	0	5.04
6/5	CORPUS CHRISTI	L, 17-4	9.0	16	17	16	16	11	1	0	2	(.390)	(3.56)	1	0	0	1	0	58	0	5.27
6/7	@ Tulsa	L, 5-2	8.0	9	5	5	1	10	1	1	3	(.273)	(1.25)	0	0	0	0	0	34	0	5.27
6/8	@ Tulsa	Postponed/Rain																			
6/9 G1	@ Tulsa	W, 5-3 (7)	7.0	5	3	3	4	8	1	0	1	(.192)	(1.29)	0	0	1	0	0	31	1	5.25
6/9 G2	@ Tulsa	W, 3-0 (7)	7.0	3	0	0	1	5	0	0	0	(.130)	(0.57)	0	0	2	1	0	26	0	5.17
6/10	@ Tulsa	W, 13-4	9.0	6	4	4	3	11	2	0	2	(.182)	(1.00)	2	0	0	0	0	36	0	5.15
6/11	@ Tulsa	L, 9-4	8.0	15	9	9	0	12	1	0	1	(.385)	(1.88)	0	0	0	0	0	39	0	5.23
6/12	@ Tulsa	W, 7-3	9.0	7	3	2	7	10	1	0	1	(.212)	(1.56)	1	0	0	2	0	40	1	5.17
6/14	ARKANSAS	W, 7-5	9.0	7	5	5	2	11	0	0	3	(.200)	(1.00)	0	0	1	1	0	38	0	5.17
6/15	ARKANSAS	L, 5-4	9.0	14	5	4	3	5	1	1	2	(.378)	(1.89)	0	0	1	0	0	42	0	5.15
6/16	ARKANSAS	L, 18-3	9.0	13	18	15	11	12	3	1	1	(.325)	(2.67)	0	0	3	1	0	56	0	5.32
6/17	ARKANSAS	L, 13-2	9.0	14	13	13	6	6	1	1	5	(.350)	(2.22)	0	0	0	0	0	46	0	5.45
6/18	ARKANSAS	W, 9-0	9.0	4	0	0	4	12	0	0	0	(.133)	(0.89)	0	1	0	1	0	34	0	5.36
6/19	ARKANSAS	W, 4-0	9.0	4	0	0	2	9	1	0	0	(.133)	(0.67)	0	0	0	1	0	32	0	5.27
6/21	SPRINGFIELD	L, 5-3	9.0	6	5	3	6	6	1	0	1	(.207)	(1.33)	0	0	0	2	0	38	0	5.23
6/22	SPRINGFIELD	L, 9-6	9.0	11	9	9	9	8	2	0	1	(.314)	(2.22)	0	1	2	2	0	47	0	5.28
6/23	SPRINGFIELD	L, 11-2	9.0	12	11	8	5	9	2	1	1	(.293)	(1.89)	0	0	2	0	0	48	0	5.34
6/24	SPRINGFIELD	L, 7-1	9.0	12	7	6	5	8	6	0	1	(.333)	(1.89)	1	0	0	2	0	41	0	5.25
6/25	SPRINGFIELD	L, 13-10	9.0	17	13	13	5	5	2	0	3	(.425)	(2.44)	0	1	1	3	0	47	0	5.46
6/26	SPRINGFIELD	L, 8-2	9.0	9	8	8	8	10	2	0	0	(.257)	(1.89)	1	0	1	0	0	45	0	5.50



9/18 FRISCO





DATE	OPPONENT	RESULT	AB	R	H	RBI	2B	3B	HR	TB	BB	SO	IBB	SB	CS	HBP	SAC	SF	GIDP	LOB	AVG (SEASON)
4/8	@ Springfield	W, 11-8	40	11	12	9	2	0	0	14	8	8	0	3	0	0	0	0	2	10	.300
4/9	@ Springfield	L, 14-11	39	11	15	9	2	0	0	17	7	8	0	0	1	0	0	2	1	10	.342
4/10	@ Springfield	L, 10-5	30	5	7	5	2	0	1	12	5	8	0	0	0	1	0	2	3	6	.312
4/12	WICHITA	W, 8-6	34	8	8	6	2	1	0	12	4	7	0	3	0	0	0	0	1	6	.294
4/13	WICHITA	W, 8-5	32	8	12	7	3	1	0	17	5	8	0	0	0	0	1	1	0	7	.309
4/14	WICHITA	L, 7-1	32	1	5	1	1	0	0	6	2	15	0	1	0	1	0	0	0	7	.285
4/15	WICHITA	L, 4-2	32	2	5	1	1	1	0	8	3	5	0	0	1	0	0	0	0	6	.268
4/16	WICHITA	L, 6-5 (10)	35	5	6	5	0	0	0	6	9	12	1	2	0	1	0	1	0	12	.255
4/17	WICHITA	L, 5-1	35	1	10	1	0	0	0	10	2	9	0	4	0	0	0	0	1	9	.259
4/19	@ Frisco	L, 4-3	29	3	2	3	0	0	1	5	6	6	0	2	0	1	1	0	0	7	.243
4/20	@ Frisco	W, 7-2	35	7	10	7	1	0	3	20	6	11	0	1	0	0	0	0	1	7	.247
4/21	@ Frisco	L, 12-2	27	2	2	2	0	0	2	8	9	12	0	4	0	0	0	0	2	7	.235
4/22	@ Frisco	W, 11-2	35	11	8	10	3	0	2	17	6	9	0	0	0	1	0	0	0	4	.234
4/23	@ Frisco	W, 12-4	41	12	12	11	4	0	3	25	5	11	0	2	0	0	0	0	0	7	.239
4/24	@ Frisco	W, 4-3	36	4	9	2	1	0	1	13	4	9	0	3	1	0	0	0	0	9	.240
4/26	AMARILLO	L, 6-5 (11)	39	5	9	5	3	0	1	15	3	9	0	0	0	1	1	1	0	9	.240
4/27	AMARILLO	W, 12-6	37	12	15	11	3	0	3	27	3	9	0	1	0	3	0	2	0	9	.250
4/28	AMARILLO	L, 9-5	31	5	8	4	1	0	1	12	5	9	0	4	1	1	1	0	1	6	.250
4/29	AMARILLO	W, 8-7	36	8	17	8	5	1	1	27	4	8	0	1	1	1	0	0	2	9	.263
4/30	AMARILLO	L, 7-5	35	5	8	5	3	0	3	20	1	10	0	1	0	0	0	0	0	4	.261
5/1	AMARILLO	W, 9-5	34	9	12	8	2	0	3	23	3	9	0	2	0	1	1	1	0	7	.265
5/3	@ Springfield	L, 12-5	36	5	8	5	2	1	0	12	2	9	0	0	0	0	0	1	0	7	.263
5/4	@ Springfield	W, 13-3	40	13	15	13	5	0	1	23	9	11	0	0	1	1	0	0	1	1	.269
5/5	@ Springfield	W, 9-6	43	9	17	9	1	1	4	32	3	7	0	2	0	0	1	1	0	12	.275
5/6	@ Springfield	L, 2-1	28	1	4	1	0	0	0	4	1	10	0	0	2	0	0	1	0	2	.271
5/7	@ Springfield	W, 4-0	33	4	9	4	1	1	0	12	3	8	0	2	1	0	0	0	1	5	.271
5/8	@ Springfield	W, 9-5	37	9	13	8	2	0	2	21	4	3	1	0	0	0	1	2	1	8	.274
5/10	WICHITA	W, 7-4	30	7	11	7	2	0	2	19	3	7	0	1	1	1	1	1	1	5	.277
5/11	WICHITA	L, 4-3	36	3	8	3	0	0	1	11	3	10	0	2	0	0	0	0	1	9	.275
5/12	WICHITA	L, 10-4	35	4	8	4	3	0	1	14	0	10	0	0	0	0	0	0	0	4	.274
5/13	WICHITA	W, 7-0	32	7	8	7	1	0	2	15	2	9	0	5	0	0	0	0	0	3	.273
5/14	WICHITA	L, 7-6	39	6	11	5	4	0	1	18	4	13	0	1	0	0	0	0	0	10	.273
5/15	WICHITA	Cancelled/Rain																			
5/17	@ Arkansas	L, 7-6 (10)	40	6	12	6	4	0	0	16	5	8	0	0	1	0	0	0	2	10	.274
5/18	@ Arkansas	L, 5-4	32	4	5	2	1	0	0	6	3	10	0	2	0	0	1	0	0	5	.271
5/19	@ Arkansas	L, 5-0	31	0	3	0	0	0	0	3	1	10	0	1	0	2	0	0	3	7	.266
5/20	@ Arkansas	L, 2-1	30	1	4	1	0	0	0	4	3	9	0	1	0	0	0	1	0	6	.263
5/21	@ Arkansas	W, 11-4 (8)	33	11	12	11	1	0	1	16	6	5	0	5	0	2	1	2	0	10	.266
5/22	@ Arkansas	W, 10-5	37	10	11	10	2	1	2	21	4	10	0	1	0	1	1	0	2	6	.267
5/24	@ Midland	W, 8-5	36	8	10	8	2	0	2	18	4	9	0	1	0	0	0	0	1	5	.267
5/25	@ Midland	W, 11-3	40	11	16	10	3	1	2	27	5	6	0	1	0	0	0	2	2	9	.271
5/26	@ Midland	L, 2-1 (10)	36	1	8	1	2	0	0	10	3	11	1	0	0	1	0	1	1	11	.269
5/27	@ Midland	W, 14-6	45	14	17	12	5	0	1	25	8	5	0	2	0	0	0	0	1	12	.272
5/28	@ Midland	W, 9-7 (10)	43	9	15	8	5	1	2	28	5	12	1	0	0	0	1	0	0	11	.274
5/29	@ Midland	L, 3-1	31	1	6	1	2	0	1	11	4	7	0	1	0	0	0	0	1	7	.273
5/31	CORPUS CHRISTI	L, 8-7	35	7	12	7	3	0	1	18	6	14	0	1	1	0	0	2	0	9	.274
6/1	CORPUS CHRISTI	L, 6-2	32	2	7	2	4	0	0	11	4	8	0	0	0	0	0	1	1	8	.273
6/2	CORPUS CHRISTI	W, 8-2	31	8	9	6	1	0	0	10	7	11	0	4	0	0	0	0	3	6	.274
6/3	CORPUS CHRISTI	L, 5-4	34	4	7	4	1	0	2	14	3	15	0	0	0	1	0	0	0	7	.272
6/4	CORPUS CHRISTI	W, 6-5 (10)	33	6	4	5	0	0	2	10	7	13	0	1	0	1	1	0	0	8	.269
6/5	CORPUS CHRISTI	L, 17-4	33	4	7	4	1	0	2	14	2	14	0	0	0	0	0	0	0	4	.268
6/7	@ Tulsa	L, 5-2	33	2	6	2	1	0	1	10	3	17	0	0	0	1	0	0	0	8	.267
6/8	@ Tulsa	Postponed/Rain																			
6/9 G1	@ Tulsa	W, 5-3 (7)	26	5	6	4	1	0	2	13	1	7	0	4	1	1	0	0	0	2	.267
6/9 G2	@ Tulsa	W, 3-0 (7)	26	3	5	2	2	0	0	7	4	10	0	1	0	0	0	0	0	6	.266
6/10	@ Tulsa	W, 13-4	34	13	11	13	0	0	3	20	9	8	0	5	2	3	0	1	1	7	.267
6/11	@ Tulsa	L, 9-4	36	4	8	4	1	0	1	12	3	9	0	0	0	0	0	0	1	8	.266
6/12	@ Tulsa	W, 7-3	38	7	11	7	3	0	0	14	4	13	0	1	0	0	0	1	0	9	.266
6/14	ARKANSAS	W, 7-5	30	7	7	6	1	0	1	11	4	6	0	3	0	1	0	0	0	4	.266
6/15	ARKANSAS	L, 5-4	36	4	11	4	5	0	0	16	2	8	0	0	0	1	0	2	0	10	.266
6/16	ARKANSAS	L, 18-3	34	3	7	3	2	0	1	12	3	6	0	0	0	0	0	0	0	7	.265
6/17	ARKANSAS	L, 13-2	31	2	4	2	3	0	1	10	3	6	0	0	0	0	0	0	0	5	.263
6/18	ARKANSAS	W, 9-0	26	9	4	9	1	0	1	8	9	8	0	2	0	3	0	1	1	6	.262
6/19	ARKANSAS	W, 4-0	29	4	8	4	2	0	0	10	5	4	0	3	1	4	1	0	1	11	.262
6/21	SPRINGFIELD	L, 5-3	33	3	7	3	3	0	0	10	8	12	0	0	0	0	0	0	1	11	.261
6/22	SPRINGFIELD	L, 9-6	36	6	11	5	2	0	2	19	1	7	0	3	0	3	2	0	0	9	.262
6/23	SPRINGFIELD	L, 11-2	30	2	3	2	1	0	1	7	3	3	0	0	0	0	0	0	0	4	.260
6/24	SPRINGFIELD	L, 7-1	32	1	6	0	0	0	0	6	4	10	0	1	0	0	0	0	1	8	.259
6/25	SPRINGFIELD	L, 13-10	37	10	11	9	1	0	3	21	2	10	0	1	0	0	0	1	0	3	.260
6/26	SPRINGFIELD	L, 8-2	34	2	8	1	0	0	1	11	2	10	0	0	0	1	0	0	2	8	.259



DATE	OPPONENT	RESULT	AB	R	H	RBI	2B	3B	HR	TB	BB	SO	IBB	SB	CS	HBP	SAC	SF	GDP	LOB	AVG (SEASON)
6/28	@ Amarillo	W, 20-6	43	20	17	20	7	0	5	39	9	9	0	1	0	0	0	0	1	5	.262
6/29	@ Amarillo	L, 10-4	32	4	7	4	0	0	3	16	3	14	0	0	0	1	0	0	2	5	.261
6/30	@ Amarillo	L, 5-4	29	4	5	3	0	0	3	14	7	8	0	2	2	1	0	0	1	6	.260
7/1	@ Amarillo	L, 11-10	33	10	10	10	3	0	3	22	9	7	0	2	1	0	0	1	2	6	.261
7/2	@ Amarillo	L, 13-12	39	12	14	11	5	0	2	25	8	9	0	1	0	0	0	2	1	10	.262
7/3	@ Amarillo	W, 10-4	34	10	11	9	3	1	3	25	6	8	0	1	0	1	0	1	3	5	.263
7/4	TULSA	W, 7-6 (10)	35	7	11	6	5	0	1	19	6	8	1	1	0	0	1	0	1	9	.264
7/6	TULSA	W, 12-4	37	12	15	10	3	0	1	21	7	12	0	6	1	0	0	1	0	9	.266
7/7	TULSA	L, 3-0	31	0	5	0	0	0	0	5	6	11	0	1	0	0	1	0	0	11	.264
7/8	TULSA	L, 3-2	33	2	6	2	0	0	0	6	3	10	0	2	0	0	0	1	0	8	.263
7/9	TULSA	W, 6-3	31	6	9	5	3	0	1	15	6	10	0	5	0	1	1	1	0	10	.263
7/10	TULSA	L, 6-3	33	3	5	1	1	0	0	6	6	13	0	2	0	0	0	0	0	9	.262
7/12	@ Corpus Christi	L, 8-3	32	3	6	3	1	0	0	7	4	11	0	0	0	1	0	0	0	7	.262
7/13	@ Corpus Christi	L, 10-3	35	3	8	3	1	0	1	12	3	9	0	1	0	0	0	0	0	9	.261
7/14	@ Corpus Christi	L, 16-3	32	3	7	3	1	1	1	13	2	16	0	0	1	1	0	1	0	6	.261
7/15	@ Corpus Christi	W, 9-5	37	9	12	7	5	0	2	23	4	13	0	2	2	2	0	0	1	7	.262
7/16	@ Corpus Christi	L, 12-7	36	7	11	6	2	0	2	19	2	10	0	0	2	1	0	0	1	5	.262
7/17	@ Corpus Christi	W, 16-7	39	16	12	16	1	0	2	19	12	8	0	1	0	0	0	0	0	8	.263
7/22	SPRINGFIELD	L, 11-4	34	4	9	2	3	0	0	12	3	13	0	0	0	1	1	0	1	8	.263
7/23	SPRINGFIELD	L, 7-4	37	4	10	4	3	0	1	16	2	8	0	1	0	0	0	0	0	8	.263
7/24	SPRINGFIELD	L, 11-4	35	4	8	3	3	0	1	14	3	3	0	0	0	0	0	0	1	7	.262
7/26	@ Wichita	L, 9-3	34	3	11	3	2	0	0	13	4	7	0	1	0	0	0	1	2	9	.263
7/27	@ Wichita	W, 5-0	34	5	12	5	2	0	1	17	7	8	0	2	1	2	1	1	1	13	.264
7/28	@ Wichita	L, 10-2	31	2	5	1	2	0	0	7	1	10	0	1	0	0	0	0	1	3	.263
7/29	@ Wichita	W, 3-2	37	3	11	3	2	0	1	16	1	9	0	0	0	0	0	0	1	9	.263
7/30	@ Wichita	L, 11-3	29	3	3	3	0	0	0	3	5	12	0	0	0	1	0	1	0	6	.262
7/31	@ Wichita	L, 5-3	33	3	8	3	1	1	1	14	5	13	0	1	1	0	0	0	1	8	.262
8/2	TULSA	W, 9-5	36	9	13	7	2	0	2	21	4	10	0	1	1	0	0	0	0	7	.263
8/3	TULSA	W, 6-4	35	6	9	6	1	0	2	16	5	13	0	1	0	0	0	0	0	10	.263
8/4	TULSA	L, 23-7	35	7	8	6	1	0	3	18	8	14	0	0	0	2	0	0	1	11	.262
8/5	TULSA	L, 12-9	29	9	5	6	1	0	1	9	13	6	0	1	2	3	0	1	0	10	.262
8/6	TULSA	L, 9-2	38	2	11	2	3	0	1	17	3	11	0	1	0	0	0	0	0	12	.262
8/7	TULSA	W, 8-1	34	8	11	8	1	0	1	15	5	8	0	3	0	1	0	0	1	9	.263
8/9	@ Arkansas	L, 8-1	34	1	6	0	1	0	0	7	1	15	0	0	0	1	0	0	0	8	.262
8/10	@ Arkansas	W, 8-4	35	8	11	8	0	0	1	14	8	9	0	2	2	0	0	1	0	9	.262
8/11	@ Arkansas	L, 6-4	31	4	4	4	0	0	3	13	1	11	0	0	0	0	0	0	0	1	.261
8/12	@ Arkansas	L, 6-0	26	0	0	0	0	0	0	0	4	14	0	1	1	0	0	0	0	3	.259
8/13	@ Arkansas	L, 11-5	33	5	8	5	0	0	2	14	3	13	0	0	0	0	0	1	0	5	.259
8/14	@ Arkansas	L, 5-0	33	0	5	0	1	0	0	6	1	9	0	1	0	0	0	0	0	7	.258
8/16	SAN ANTONIO	L, 5-3	31	3	4	3	3	0	0	7	4	7	0	0	1	0	0	0	0	5	.257
8/17	SAN ANTONIO	L, 20-15	41	15	14	13	3	0	2	23	6	8	0	1	0	0	0	2	0	7	.258
8/18	SAN ANTONIO	L, 8-5	33	5	8	5	1	0	1	12	7	8	0	1	1	1	0	1	0	10	.258
8/19	SAN ANTONIO	W, 9-8	33	9	11	8	4	0	1	18	9	10	1	2	1	2	1	2	0	13	.258
8/20	SAN ANTONIO	W, 5-3 (10)	36	5	8	5	1	0	2	15	7	12	0	3	0	0	0	1	0	11	.258
8/21	SAN ANTONIO	W, 9-3	35	9	11	8	1	0	3	21	6	7	0	3	0	0	0	0	0	8	.259
8/23	SPRINGFIELD	W, 8-7	32	8	10	8	2	0	1	15	5	8	0	1	0	2	1	1	1	9	.259
8/24	SPRINGFIELD	L, 18-7	34	7	9	7	0	0	1	12	5	8	0	0	0	1	0	1	1	7	.259
8/25	SPRINGFIELD	L, 14-6	30	6	6	6	1	0	0	7	12	8	0	0	0	1	0	1	0	11	.259
8/26	SPRINGFIELD	W, 6-4	36	6	11	6	2	0	2	19	1	7	0	1	0	0	0	1	1	6	.259
8/27	SPRINGFIELD	L, 2-1	29	1	5	1	1	0	1	9	5	9	0	0	1	0	0	0	2	6	.258
8/28	SPRINGFIELD	W, 7-2	29	7	9	7	2	0	2	17	8	6	0	4	0	0	0	2	0	8	.259
8/30	@ Tulsa	L, 7-3	29	3	5	3	1	0	1	9	3	14	0	2	0	1	0	1	2	4	.258
8/31	@ Tulsa	W, 6-5	34	6	10	6	3	0	2	19	8	7	2	1	1	0	0	0	2	9	.259
9/1	@Tulsa	Postponed/Rain																			
9/2	@ Tulsa	W, 5-3 (7)	28	5	10	5	1	0	2	17	5	7	0	2	0	0	1	0	2	8	.259
9/2	@ Tulsa	L, 12-1 (7)	26	1	6	1	1	0	0	7	5	11	0	1	0	0	0	0	1	9	.259
9/3	@ Tulsa	W, 8-6	36	8	9	8	2	1	2	19	4	11	1	3	0	0	0	0	0	5	.259
9/4	@ Tulsa	L, 4-2	26	2	2	2	1	0	0	3	6	10	0	2	1	0	0	0	1	3	.258
9/6	@ Wichita	W, 5-1	35	5	8	5	2	0	1	13	5	11	0	3	2	0	0	0	0	8	.258
9/7	@ Wichita	L, 5-0	34	0	7	0	1	0	0	8	2	13	0	2	0	1	0	0	0	10	.257
9/8	@ Wichita	W, 6-3	37	6	11	5	0	0	2	17	4	6	0	1	0	0	0	0	0	8	.257
9/9	@ Wichita	L, 13-7	40	7	13	7	1	0	2	20	5	16	0	1	0	0	0	0	0	11	.258
9/10	@ Wichita	L, 3-2	31	2	7	2	1	0	1	11	4	8	0	0	2	0	0	0	0	6	.258
9/11	@ Wichita	L, 1-0	31	0	4	0	1	0	0	5	2	11	0	0	0	0	0	0	1	6	.257
9/13	FRISCO	W, 8-4	32	8	11	8	0	1	1	16	9	8	0	2	0	1	0	1	2	11	.258
9/14	FRISCO	L, 9-2	32	2	6	2	3	0	0	9	3	8	0	0	0	0	0	1	0	7	.257
9/15	FRISCO	W, 6-3	34	6	14	6	2	0	1	19	4	8	0	3	1	1	0	0	3	9	.258
9/16	FRISCO	L, 11-6	39	6	12	6	2	0	1	17	6	9	0	0	0	0	0	0	0	12	.259
9/17	FRISCO	W, 7-5	31	7	9	6	1	0	1	13	7	6	0	0	1	2	0	0	2	9	.259
9/18	FRISCO																				



### HITTING

SERIES	OPPONENT	DATES	AVG	G	AB	R	H	TB	2B	3B	HR	RBI	BB	IBB	SO	SB	CS	OBP	SLG	OPS	PA	SAC	SF	HBP	GIDP
SERIES 1	@ Springfield	4/8 - 4/10	.312	3	109	27	34	43	6	0	1	23	20	0	24	3	1	.410	.394	.804	134	0	4	1	6
SERIES 2	WICHITA	4/12 - 4/17	.230	6	200	25	46	59	7	3	0	21	25	1	56	10	1	.319	.295	.614	230	1	2	2	2
SERIES 3	@ Frisco	4/19 - 4/24	.212	6	203	39	43	88	9	0	12	35	36	0	58	12	1	.336	.433	.769	242	1	0	2	3
SERIES 4	AMARILLO	4/26 - 5/1	.325	6	212	44	69	124	17	1	12	41	19	0	54	9	2	.393	.585	.978	245	3	4	7	3
SERIES 5	@ Springfield	5/3 - 5/8	.304	6	217	41	66	104	11	3	7	40	22	1	48	4	4	.363	.479	.842	247	2	5	1	3
SERIES 6	WICHITA	5/10 - 5/15	.267	5	172	27	46	77	10	0	7	26	12	0	49	9	1	.317	.448	.765	187	1	1	1	2
SERIES 7	@ Arkansas	5/17 - 5/22	.232	6	203	32	47	66	8	1	3	30	22	0	52	10	1	.318	.325	.643	236	3	3	5	7
SERIES 8	@ Midland	5/24 - 5/29	.307	6	231	44	71	118	19	2	8	40	29	2	50	5	0	.383	.511	.894	265	1	3	1	6
SERIES 9	CORPUS CHRISTI	5/31 - 6/5	.232	6	198	31	46	77	10	0	7	28	29	0	75	6	1	.332	.389	.721	233	1	3	2	4
SERIES 10	@ Tulsa	6/7 - 6/12	.244	6	193	34	47	76	8	0	7	32	24	0	64	11	3	.339	.394	.733	224	0	2	5	2
SERIES 11	ARKANSAS	6/14 - 6/19	.220	6	186	29	41	67	14	0	4	28	26	0	38	8	1	.339	.360	.699	225	1	3	9	2
SERIES 12	SPRINGFIELD	6/21 - 6/26	.228	6	202	24	46	74	7	0	7	20	20	0	52	5	0	.308	.366	.674	229	2	1	4	4
SERIES 13	@ Amarillo	6/28 - 7/3	.305	6	210	60	64	141	18	1	19	57	42	0	55	7	3	.421	.671	1.092	259	0	4	3	10
SERIES 14	TULSA	7/4 - 7/10	.255	6	200	30	51	72	12	0	3	24	34	1	64	17	1	.361	.360	.721	241	3	3	1	1
SERIES 15	@ Corpus Christi	7/12 - 7/17	.265	6	211	41	56	93	11	1	8	38	27	0	67	4	5	.361	.441	.802	245	0	1	5	2
SERIES 16	SPRINGFIELD	7/22 - 7/24	.255	3	106	12	27	42	9	0	2	9	8	0	24	1	0	.313	.396	.709	116	1	0	1	2
SERIES 17	@ Wichita	7/26 - 7/31	.253	6	198	19	50	70	9	1	3	18	23	0	59	5	2	.335	.354	.689	229	1	3	3	6
SERIES 18	TULSA	8/2 - 8/7	.275	6	207	41	57	96	9	0	10	35	38	0	62	7	3	.401	.464	.865	253	0	1	6	2
SERIES 19	@ Arkansas	8/9 - 8/14	.177	6	192	18	34	54	2	0	6	17	18	0	71	4	3	.249	.281	.530	213	0	2	1	0
SERIES 20	SAN ANTONIO	8/16 - 8/21	.268	6	209	46	56	96	13	0	9	42	39	1	52	10	3	.381	.459	.840	258	1	6	3	0
SERIES 21	SPRINGFIELD	8/23 - 8/28	.263	6	190	35	50	79	8	0	7	35	36	0	46	6	1	.381	.416	.797	237	1	6	4	5
SERIES 22	@ Tulsa	8/30 - 9/4	.235	6	179	25	42	74	9	1	7	25	31	3	60	11	2	.349	.413	.762	213	1	1	1	8
SERIES 23	@ Wichita	9/6 - 9/11	.240	6	208	20	50	74	6	0	6	19	22	0	65	7	4	.316	.356	.672	231	0	0	1	1
SERIES 24	FRISCO	9/13 - 9/18																							

### PITCHING

SERIES	OPPONENT	DATES	W	L	ERA	G	CG	SHO	HLD	SV	SVO	IP	H	R	ER	HR	HB	BB	IBB	SO	AVG	WP	BK	GIDP	TBF	WHIP
SERIES 1	@ Springfield	4/8 - 4/10	1	2	10.80	3	0	0	0	0	0	25.0	33	32	30	6	2	24	0	11	.308	5	0	2	133	2.28
SERIES 2	WICHITA	4/12 - 4/17	2	4	4.91	6	0	0	1	1	2	55.0	52	33	30	6	4	24	0	58	.244	3	0	4	242	1.38
SERIES 3	@ Frisco	4/19 - 4/24	4	2	4.33	6	0	0	2	1	1	52.0	50	27	25	8	4	22	0	44	.258	3	0	5	226	1.38
SERIES 4	AMARILLO	4/26 - 5/1	3	3	6.27	6	0	0	1	1	2	56.0	70	40	39	7	2	19	2	53	.315	6	1	6	248	1.59
SERIES 5	@ Springfield	5/3 - 5/8	4	2	4.50	6	0	1	1	1	2	52.0	40	28	26	5	2	33	0	58	.213	3	0	6	223	1.40
SERIES 6	WICHITA	5/10 - 5/15	2	3	4.80	5	0	1	1	1	1	45.0	40	25	24	7	2	29	0	57	.235	2	0	1	201	1.53
SERIES 7	@ Arkansas	5/17 - 5/22	2	4	4.17	6	0	0	0	0	1	49.2	42	28	23	5	2	29	2	55	.226	2	1	3	217	1.43
SERIES 8	@ Midland	5/24 - 5/29	4	2	3.79	6	0	0	1	1	2	54.2	53	26	23	4	3	27	0	56	.252	2	0	5	241	1.46
SERIES 9	CORPUS CHRISTI	5/31 - 6/5	2	4	6.55	6	0	0	0	0	0	55.0	56	43	40	7	3	44	1	72	.263	4	2	6	262	1.82
SERIES 10	@ Tulsa	6/7 - 6/12	4	2	4.31	6	1	1	0	2	2	48.0	45	24	23	8	3	16	0	56	.241	3	0	3	206	1.27
SERIES 11	ARKANSAS	6/14 - 6/19	3	3	6.17	6	0	2	1	0	1	54.0	56	41	37	11	5	28	0	55	.264	0	1	4	248	1.56
SERIES 12	SPRINGFIELD	6/21 - 6/26	0	6	7.83	6	0	0	1	0	1	54.0	67	53	47	7	6	38	0	46	.310	2	2	9	266	1.94
SERIES 13	@ Amarillo	6/28 - 7/3	2	4	7.11	6	0	0	0	0	0	50.2	60	49	40	11	7	32	0	60	.290	4	0	2	248	1.96
SERIES 14	TULSA	7/4 - 7/10	3	3	4.09	6	0	0	0	1	2	55.0	59	25	25	10	1	27	0	57	.271	2	2	3	248	1.56
SERIES 15	@ Corpus Christi	7/12 - 7/17	2	4	9.00	6	0	0	0	1	1	50.0	75	58	50	7	10	32	0	51	.341	7	0	2	264	2.14
SERIES 16	SPRINGFIELD	7/22 - 7/24	0	3	7.67	3	0	0	0	0	0	27.0	28	29	23	5	3	21	1	25	.267	1	0	4	130	1.81
SERIES 17	@ Wichita	7/26 - 7/31	2	4	6.12	6	0	1	1	1	1	50.0	54	37	34	9	8	39	0	50	.277	9	0	3	245	1.86
SERIES 18	TULSA	8/2 - 8/7	3	3	8.33	6	0	0	0	2	4	54.0	61	54	50	13	1	33	0	65	.280	9	0	5	255	1.74
SERIES 19	@ Arkansas	8/9 - 8/14	1	5	5.51	6	0	0	1	0	0	49.0	57	40	30	3	7	35	0	44	.289	6	1	5	242	1.88
SERIES 20	SAN ANTONIO	8/16 - 8/21	3	3	6.55	6	0	0	1	0	1	55.0	64	47	40	4	6	42	0	43	.296	4	2	3	272	1.93
SERIES 21	SPRINGFIELD	8/23 - 8/28	3	3	7.17	6	0	0	1	1	3	54.0	61	47	43	7	3	36	0	50	.277	4	0	2	260	1.80
SERIES 22	@ Tulsa	8/30 - 9/4	3	3	5.36	6	0	0	0	3	4	47.0	50	37	28	7	1	22	0	44	.267	1	0	3	211	1.53
SERIES 23	@ Wichita	9/6 - 9/11	2	4	4.29	6	0	0	3	1	2	50.1	65	26	24	3	4	24	0	53	.314	4	2	6	235	1.77
SERIES 24	FRISCO	9/13 - 9/18																								

 SERIES WINS: 4 (All on road)

 SERIES LOSSES: 12 (5 at home, 7 on road)

 SERIES SPLITS: 7 (6 at home, 1 on road)





## THE LAST TIME THE NATURALS....

THREW A PERFECT GAME	N/A
THREW A NO-HITTER	Brooks Pounders, 6/27/2013 vs. Midland
THREW A 9-INNING NO-HITTER	Brooks Pounders, 6/27/2013 vs. Midland
THREW A COMBINED NO-HITTER	Greg Holland, Chris Dwyer, Brandon Lafferty & Kendal Volz, 5/10/2012 vs. Springfield
THREW A COMBINED 1-HITTER (9 Innings)	N/A
THREW A COMBINED 1-HITTER (7 Innings)	Jonathan Heasley & Robert Garcia, 5/28/2021 vs. San Antonio (Game 2)
THREW A COMBINED 2-HITTER (9 Innings)	Dante Bias, Will Klein, Walter Pennington & Stephen Woods Jr., 6/2/2022 vs. Corpus Christi
THREW A COMBINED 2-HITTER (7 Innings)	Nolan Watson, Yefri Del Rosario & Robert Garcia, 8/27/2021 vs. Springfield (Game 1)
GOT NO-HIT (9 INNINGS)	8/12/2022 @ Arkansas, 6-0
GOT NO-HIT (LESS THAN 9 INNINGS)	N/A
GOT 1-HIT	8/31/2019 vs. Frisco
GOT 2-HIT	4/21/2022 @ Frisco
THREW A COMBINED 9-INNING SHUTOUT	7/27/2022 @ Wichita (5-0)
THREW BACK-TO-BACK SHUTOUTS	June 18 and 19 vs. Arkansas, 2022 (9-0, 4-0)
GOT SHUT OUT (9 INNINGS)	9/11/2022 @ Wichita
GOT SHUT OUT IN BACK-TO-BACK GAMES	August 12 & 13, 2019 @ Arkansas
GOT SHUT OUT IN 3 STRAIGHT GAMES	July 10 vs. Frisco, July 11 & 12, 2015 vs. Midland
GOT SHUT OUT (LESS THAN 9 INNINGS)	8/7/2021 @ Arkansas (5 Innings)
WON 11 GAMES IN A ROW	April 26 - May 6, 2015
WON 8 GAMES IN A ROW	June 14 - June 20, 2017
WON 7 GAMES IN A ROW	May 16 - May 22, 2015
WON 6 GAMES IN A ROW	August 2 - August 8, 2018
LOST 10 GAMES IN A ROW	April 6 - April 16, 2014
LOST 9 GAMES IN A ROW	April 8 - April 16, 2019
LOST 8 GAMES IN A ROW	July 2 - July 9, 2012
LOST 7 GAMES IN A ROW	August 10 - 18, 2022
LOST 6 GAMES IN A ROW	August 11 - 18, 2022
STRUCK OUT 19+ OPPOSING HITTERS	5/11/2013 @ Springfield (19)
STRUCK OUT 17+ OPPOSING HITTERS	6/4/2022 vs. Corpus Christi (18)
STRUCK OUT 15+ OPPOSING HITTERS	8/7/2022 vs. Tulsa (15)
STRUCK OUT 10+ OPPOSING HITTERS	9/13/2022 vs. Frisco (12)
SCORED 20+ RUNS IN ONE GAME	6/28/2022 @ Amarillo (20)
SCORED 15+ RUNS IN ONE GAME	8/17/2022 vs. San Antonio (15)
SCORED 10+ RUNS IN ONE GAME	8/17/2022 vs. San Antonio (15)
ALLOWED 25+ RUNS IN ONE GAME	4/15/2011 @ San Antonio (26)
ALLOWED 20+ RUNS IN ONE GAME	8/17/2022 vs. San Antonio (20)
ALLOWED 15+ RUNS IN ONE GAME	8/24/2022 vs. Springfield (18)
ALLOWED 10+ RUNS IN ONE GAME	9/16/2022 vs. Frisco (11)
HAD 22+ HITS IN ONE GAME	5/22/2010 vs. Arkansas (22)
HAD 20+ HITS IN ONE GAME	8/24/2021 vs. Springfield (20)
HAD 15+ HITS IN ONE GAME	7/6/2022 vs. Tulsa (15)
HAD 10+ HITS IN ONE GAME	9/15/2022 vs. Frisco (14)
ALLOWED 25+ HITS IN ONE GAME	4/15/2011 @ San Antonio (26)
ALLOWED 20+ HITS IN ONE GAME	8/4/2022 vs. Tulsa (21)
ALLOWED 15+ HITS IN ONE GAME	9/9/2022 @ Wichita (16)
ALLOWED 10+ HITS IN ONE GAME	9/16/2022 vs. Frisco (13)
WALKED 14+ TIMES IN ONE GAME	5/8/2021 @ Arkansas (14)
WALKED 10+ TIMES IN ONE GAME	8/25/2022 vs. Springfield (12)
WALKED 8+ TIMES IN ONE GAME	9/13/2022 vs. Frisco (9)
ALLOWED 13+ WALKS IN ONE GAME	8/25/2022 vs. Springfield (15)
ALLOWED 10+ WALKS IN ONE GAME	8/25/2022 vs. Springfield (15)
ALLOWED 8+ WALKS IN ONE GAME	8/25/2022 vs. Springfield (15)
HIT 7+ HOME RUNS IN A GAME	5/30/2021 vs. San Antonio (7)
HIT 5+ HOME RUNS IN A GAME	6/28/2022 @ Amarillo (5)
HIT 3+ HOME RUNS IN A GAME	8/21/2022 vs. San Antonio (3)
ALLOWED 7+ HOME RUNS IN A GAME	4/15/2011 @ San Antonio (7)
ALLOWED 5+ HOME RUNS IN A GAME	8/4/2022 vs. Tulsa (5)
ALLOWED 3+ HOME RUNS IN A GAME	9/2/2022 @ Tulsa Game 2 (3)
HAD 2 PLAYERS HIT 2 HOME RUNS IN A GAME	Hunter Dozier & Bubba Starling, 4/10/2016 vs. Midland
HIT BACK-TO-BACK HOME RUNS	CJ Alexander & Jake Means, 7/16/2022 @ Corpus Christi
HIT 3 STRAIGHT HOME RUNS	Bobby Witt Jr., Nick Pratto & MJ Melendez, 5/30/2021 vs. San Antonio
SCORED 10+ RUNS IN AN INNING	2nd Inning, 9/9/2021 @ Wichita (10)
SCORED 7+ RUNS IN AN INNING	9th Inning, 6/28/2022 @ Amarillo (8)
SCORED 5+ RUNS IN AN INNING	8th Inning, 9/9/2022 @ Wichita (5)
SCORED 5+ RUNS IN AN EXTRA INNING	10th Inning, 6/2/2012 vs. Frisco (5)
ALLOWED 10+ RUNS IN AN INNING	7th Inning, 8/24/2022 vs. Springfield (12)
ALLOWED 7+ RUNS IN AN INNING	7th Inning, 8/24/2022 vs. Springfield (12)
ALLOWED 5+ RUNS IN AN INNING	6th Inning, 9/16/2022 vs. Frisco (5)
ALLOWED 5+ RUNS IN AN EXTRA INNING	11th Inning, 4/26/2022 vs. Amarillo (5)
WON A GAME BY 15+ RUNS	18-1, 8/24/2021 vs. Springfield
WON A GAME BY 10+ RUNS	20-4, 6/28/2022 @ Amarillo
LOST A GAME BY 15+ RUNS	23-7, 8/4/2022 vs. Tulsa
LOST A GAME BY 10+ RUNS	12-1 (7), 9/2/2022 @ Tulsa Game 2
LOST CONSECUTIVE GAMES BY 10+ RUNS	18-3 & 13-2, 6/16 & 6/17/2022 vs. Arkansas
SCORED 12+ RUNS IN CONSECUTIVE GAMES	June 28 (vs. Tulsa) & July 2 (@ Frisco), 2015
SCORED 10+ RUNS IN CONSECUTIVE GAMES	July 1, 2, 3, 2022 @ Amarillo
SCORED JUST ONE RUN WITHOUT AN RBI	6/24/2022 vs. Springfield
SCORED MULTIPLE RUNS WITHOUT AN RBI	2 Runs, 8/16/2018 @ Midland
SCORED MORE RUNS THAT RECORDED HITS	8/17/2022 vs. San Antonio (15 Runs on 14 Hits)
TURNED 5 DOUBLE PLAYS IN ONE GAME	8/20/2015 @ San Antonio
TURNED 3+ DOUBLE PLAYS IN ONE GAME	9/15/2022 vs. Frisco (3)
TURNED A TRIPLE PLAY	Frank Schwindel (1B) to Corey Toups (2B) to Humberto Arteaga (SS) to Schwindel to Toups, 8/31/2016 vs. Tulsa
HIT INTO A TRIPLE PLAY	Mauricio Ramos, 7/24/2016 vs. Springfield
COMMITTED 6 ERRORS	5/4/2019 vs. Midland
COMMITTED 5 ERRORS	6/16/2022 vs. Arkansas
COMMITTED 3+ ERRORS	9/10/2022 @ Wichita (3)
EVERY NATURAL IN THE STARTING LINEUP HAD A HIT	8/21/2022 vs. San Antonio
EVERY NATURAL IN THE STARTING LINEUP SCORED A RUN	8/17/2022 vs. San Antonio
EVERY NATURAL IN THE STARTING LINEUP HAD A HIT AND SCORED A RUN	6/28/2022 @ Amarillo
LINEUP BATTED AROUND TWO IN ONE GAME	3rd and 9th Innings, 5/4/2022 @ Springfield
WON ON THE LAST AT-BAT OF THE GAME (WALK-OFF WIN)	8/26/2022 vs. Springfield
LOST ON THE LAST AT-BAT OF THE GAME (WALK-OFF LOSS)	9/10/2022 @ Wichita
PLAYED BACK-TO-BACK EXTRA-INNING GAMES	September 2nd & 3rd, 2021 vs. Corpus Christi
WON BOTH GAMES OF A DOUBLEHEADER	6/9/2022 @ Tulsa (5-3, 3-0)
PITCHED SHUTOUTS IN BOTH GAMES OF A DOUBLEHEADER	8/14/2021 vs. Frisco (1-0, 10-0)
LOST BOTH GAMES OF A DOUBLEHEADER	5/30/2019 vs. Arkansas (7-4, 10-7)

## THE LAST TIME A NATURALS HITTER....

HAD 6 HITS IN ONE GAME	Ed Lucas, 7/21/2008 @ Springfield
HAD 5 HITS IN ONE GAME	Dairon Blanco, 7/13/2021 vs. Arkansas
HAD 4 HITS IN ONE GAME	Nick Loftin, 7/15/2022 @ Corpus Christi
HAD 3 HITS IN ONE GAME	Tyler Gentry, 9/17/2022 vs. Frisco
HIT 3 HOME RUNS IN ONE GAME	Bobby Witt Jr., 5/30/2021 vs. San Antonio
HIT 2 HOME RUNS IN ONE GAME	CJ Alexander, 8/11/2022 @ Arkansas
HIT 2 TRIPLES IN ONE GAME	Taylor Featherston, 4/18/2019 vs. Springfield
HIT 3 DOUBLES IN ONE GAME	Nick Loftin, 5/4/22 @ Springfield
HIT 2 DOUBLES IN ONE GAME	John Rave, 7/24/2022 vs. Springfield
HIT A GRAND SLAM	Gavin Stupienski, 9/9/2022 @ Wichita
HIT AN INSIDE-THE PARK HOME RUN	Brewer Hicklen, 7/15/2021 vs. Arkansas
LED OFF A HOME GAME WITH A HOME RUN	Maikel Garcia, 6/17/2022 vs. Arkansas
LED OFF A ROAD GAME WITH A HOME RUN	Clay Dungan, 7/24/2021 @ Tulsa
HIT A PINCH-HIT HOME RUN	Diego Hernández, 8/26/2022 vs. Springfield
HIT FOR THE CYCLE	Nicky Lopez, 6/21/2018 @ Tulsa
HAD 7 RBI IN ONE GAME	Taylor Featherston, 7/20/2019 @ Amarillo
HAD 6 RBI IN ONE GAME	CJ Alexander, 8/5/2022 vs. Tulsa
HAD 5 RBI IN ONE GAME	Tyler Gentry, 9/6/2022 @ Wichita
HAD 4 RBI IN ONE GAME	Gavin Stupienski, 9/9/2022 @ Wichita
SCORED 4 RUNS IN ONE GAME	CJ Alexander, 8/17/2022 vs. San Antonio
SCORED 3 RUNS IN ONE GAME	Luca Tresh, 9/16/2022 vs. Wichita
WALKED 4 TIMES IN ONE GAME	Robbie Glendinning, 8/25/2022 vs. Springfield
WALKED 3 TIMES IN ONE GAME	Diego Hernández, 9/13/2022 vs. Frisco
STOLE 4 BASES IN ONE GAME	Nick Heath, 5/20/2019 @ Arkansas
STOLE 3 BASES IN ONE GAME	Tucker Bradley, 7/9/2022 vs. Tulsa
STOLE 2 BASES IN ONE GAME	Diego Hernández, 9/6/2022 @ Wichita
STRUCK OUT 5 TIMES IN ONE GAME	Dairon Blanco, 5/12/2021 vs. Tulsa
STRUCK OUT 4 TIMES IN ONE GAME	Seuly Matas, 9/9/2022 @ Wichita
STRUCK OUT 3 TIMES IN ONE GAME	Jeison Guzman, 9/13/2022 vs. Frisco
REACHED BASE 6 TIMES IN ONE GAME	Travis Jones, 6/29/2021 @ Springfield
REACHED BASE 5 TIMES IN ONE GAME	Tyler Gentry, 9/9/2022 @ Wichita
REACHED BASE 4 TIMES IN ONE GAME	Tyler Gentry, 9/17/2022 vs. Frisco
REACHED BASE IN EVERY TRIP TO THE PLATE (6 PA)	Johnny Givortella, 7/22/2010 @ Arkansas
REACHED BASE IN EVERY TRIP TO THE PLATE (5 PA)	Tyler Gentry, 9/9/2022 @ Wichita
REACHED BASE IN EVERY TRIP TO THE PLATE (4 PA)	Tyler Cropley, 6/19/2022 vs. Arkansas
REACHED 2 TIMES IN THE SAME INNING	Robbie Glendinning, 7th Inning, 8/25/2022 vs. Springfield
HAD 2 HITS IN THE SAME INNING	Sebastian Rivero & Nate Eaton, 4th Inning, 4/27/2022 vs. Amarillo
SAW 16 PITCHES IN A SINGLE PLATE APPEARANCE	Donnie Dewees, 4/7/2017 vs. San Antonio
SAW 15 PITCHES IN A SINGLE PLATE APPEARANCE	Demich Carrasco, 7/18/2021 vs. Arkansas
SAW 14 PITCHES IN A SINGLE PLATE APPEARANCE	Jordan George, 8/27/2019 vs. Midland
SAW 10+ PITCHES IN A SINGLE PLATE APPEARANCE	Angelo Castellano, 9/17/2022 vs. Frisco (10)
HIT HOME RUNS IN BOTH GAMES OF A DOUBLEHEADER	Jimmy Govern, 8/14/2021 vs. Frisco
HIT HOME RUNS IN BACK-TO-BACK GAMES	Tucker Bradley, 8/31 & 9/2/2022 @ Tulsa
HIT HOME RUNS IN 3 STRAIGHT GAMES	Tucker Bradley, 8/30 - 9/2/2022 @ Tulsa
HIT HOME RUNS IN 4 STRAIGHT GAMES	CJ Alexander, 8/3 - 8/6/2022 vs. Tulsa
HIT HOME RUNS IN 5 STRAIGHT GAMES	Clint Robinson, 8/7 to 8/12/2010 vs. Arkansas, @ Frisco
HAD 2+ HITS IN 8 STRAIGHT GAMES	Kurt Mertins, May 25 to June 6, 2009
HAD 2+ HITS IN 7 STRAIGHT GAMES	Jeff Bianchi, July 20 to July 27, 2009
HAD 2+ HITS IN 6 STRAIGHT GAMES	Anderson Miller, May 14 to May 19, 2019
HAD 2+ HITS IN 5 STRAIGHT GAMES	Robbie Glendinning, July 1 to July 6, 2022
HAD A 20+ GAME HITTING STREAK	Clint Robinson, 21 Games: June 15 - July 12, 2010
HAD A 18+ GAME HITTING STREAK	Jordan Parraz, 19 Games: May 27 - June 15, 2009
HAD A 16+ GAME HITTING STREAK	Jacksson Flores, 17 Games: June 15 - July 6, 2018
HAD A 14+ GAME HITTING STREAK	Maikel Garcia, 14 Games: April 27 - May 12, 2022
HAD A 12+ GAME HITTING STREAK	Maikel Garcia, 14 Games: April 27 - May 12, 2022
HAD A 30+ GAME REACHED BASE STREAK	Jacksson Flores, 34 Games: May 29 - July 7, 2018
HAD A 25+ GAME REACHED BASE STREAK	Tyler Gentry, 28 Games: July 30 - September 3, 2022
HAD A 20+ GAME REACHED BASE STREAK	Luca Tresh, 20 Games: August 13 - September 16, 2022 (ACTIVE)

## THE LAST TIME A NATURALS PITCHER....

THREW A 1-HITTER (9 Innings)	N/A
THREW A 1-HITTER (7 Innings)	N/A
THREW A 2-HITTER (9 Innings)	N/A
THREW A 2-HITTER (7 Innings)	Drew Parrish, 8/27/2021 vs. Springfield (Game 2)
THREW A 9-INNING COMPLETE GAME SHUTOUT	Corey Ray, 6/8/2017 vs. Springfield
THREW A 7-INNING COMPLETE GAME SHUTOUT	Anthony Veneziano, 6/9/2022 @ Tulsa (Game 2)
THREW A 5-INNING COMPLETE GAME SHUTOUT	Danny Duffy, 9/2/2010 vs. Arkansas
THREW A 9-INNING COMPLETE GAME	Scott Blewett, 8/10/2018 vs. Frisco
THREW AN 8-INNING COMPLETE GAME	Ofreidy Gomez, 8/2/2019 @ Tulsa
THREW A 7-INNING COMPLETE GAME	Anthony Veneziano, 6/9/2022 @ Tulsa (Game 2)
THREW A 6-INNING COMPLETE GAME	Sugar Ray Marimon, 5/26/2013 @ San Antonio
STRUCK OUT 13 IN A GAME	Danny Duffy, July 17, 2013 @ Tulsa
STRUCK OUT 12 IN A GAME	Josh Staumont, 9/4/2016 vs. Arkansas
STRUCK OUT 11 IN A GAME	Alec Marsh, 5/14/2021 vs. Tulsa
STRUCK OUT 10 IN A GAME	Anthony Veneziano, 7/23/2022 vs. Springfield
WALKED 8 IN A GAME	Noel Arguelles, 5/12/2013 @ Springfield
WALKED 7 IN A GAME	Jason Adam, 7/5/2013 @ Midland
WALKED 6 IN A GAME	Noah Murdock, 7/26/2022 @ Wichita
WALKED 5 IN A GAME	Anthony Veneziano, 8/25/2022 vs. Springfield
ALLOWED 4 HOME RUNS IN A GAME	Anthony Veneziano, 7/2/2022 @ Amarillo
ALLOWED 3 HOME RUNS IN A GAME	T.J. Sikkema, 9/2/2022 @ Tulsa Game 2
ALLOWED 2 HOME RUNS IN A GAME	Alec Marsh, 9/16/2022 vs. Wichita
THREW 110+ PITCHES IN A GAME	Andy Ferguson, 8/9/2014 vs. San Antonio (116)
THREW 100+ PITCHES IN A GAME	Alec Marsh, 9/18/2022 @ Wichita (105)
THREW 95+ PITCHES IN A GAME	Andrew Hoffmann, 9/2/2022 @ Tulsa Game 1 (97)
THREW 90+ PITCHES IN A GAME	Anthony Veneziano, 9/6/2022 @ Wichita (91)
WON HIS NATURALS DEBUT	Adrian Alcantara, 9/13/2022 vs. Frisco
THREW AN IMMACULATE INNING	Grant Gavin, 6th Inning 5/20/2019 @ Arkansas