



GAME NOTES

NORTHWEST ARKANSAS NATURALS

3000 GENE GEORGE BLVD • SPRINGDALE, AR 72762 • PH: 479.927.4900 • FAX: 479.756.8088

WWW.NWANATURALS.COM /NATURALS @NWANATURALS



NORTHWEST ARKANSAS NATURALS (13-29, 44-66) VS. SAN ANTONIO MISSIONS (21-21, 59-50)

RHP Andrew Hoffmann (5 GS, 1-3, 6.85 ERA) vs. RHP Nolan Watson (12 GS, 4-4, 4.98 ERA)

Friday, August 19th, 2022 - 7:05 PM (CT) First Pitch - Arvest Ballpark - Springdale, Arkansas

Game 110 of 137 • Home Game 54 of 68 • Home Record: 18-35 • Night Game Record: 35-55 • South Division Record: 17-22 • 2nd Half Record: 13-29

Streak: L7 • Last 5: 0-5 • Last 10: 2-8 • Road Record: 26-31 • Day Game Record: 9-11 • North Division Record: 27-44 • 1st Half Record: 31-37

Listen: www.milb.com/northwest-arkansas/fans/audio-listen-live • Watch: MilB.tv



UPCOMING GAMES & PITCHING PROBABLES

Saturday, August 20, 2022	SAN ANTONIO	6:05 p.m. CT	LHP T.J. Sikkema (3 GS, 0-2, 8.44 ERA) vs. RHP Henry Henry (5 GS, 3-0, 5.59 ERA)
Sunday, August 21, 2022	SAN ANTONIO	2:05 p.m. CT	RHP Jon Bowlan (4 GS, 0-2, 8.44 ERA) vs. LHP Ben Krauth (7 GS, 1-2, 5.90 ERA)
Tuesday, August 23, 2022	SPRINGFIELD	7:05 p.m. CT	TBD vs. TBD

BY THE NUMBERS

(UNDERLINE INDICATES MILB LEADER) (BOLD INDICATES DOUBLE-A LEADER) (ITALICS INDICATES DOUBLE-A WORST)

NW	SA	NW	SA
.258 (7th)	AVG > .268 (T2nd)	6.078 (9th)	ERA > 4.61 (4th)
641 (3rd)	R > 595 (7th)	1.67 (10th)	WHIP > 1.46 (4th)
968 (6th)	H > 991 (T3rd)	2.73 (8th)	AVG > .257 (6th)
129 (8th)	HR > 83 (10th)	963.0 (7th)	IP > 960.1 (9th)
491 (5th)	BB > 442 (6th)	1,033 (8th)	H > 944 (5th)
1,045 (7th)	K > 903 (2nd)	725 (10th)	R > 552 (3rd)
139 (2nd)	SB > 140 (1st)	141 (8th)	HR > 99 (1st)
.349 (7th)	OBP > .356 (3rd)	576 (10th)	BB > 458 (7th)
.422 (7th)	SLG > .400 (9th)	992 (7th)	K > 920 (9th)
.771 (17th)	OPS > .756 (9th)	6 (14th)	SHO > 6 (14th)

YESTERDAY'S GAME

	1	2	3	4	5	6	7	8	9	R	H	E	LO
San Antonio	0	1	0	0	0	5	1	1	0	8	9	3	11
NW Arkansas	0	1	0	0	0	0	0	3	1	5	8	1	10

Win: Noel Vela (1-1) Loss: Asa Lacy (1-2) Save: Fred Schlichtholz (2)

SPRINGDALE, AR – The Northwest Arkansas Naturals brought the tying run to the plate in the ninth, but fell short Thursday night, in an 8-5 loss to the San Antonio Missions.

- Starting pitcher **Alec Marsh** delivered one of his best outings of the season, as the right-hander held San Antonio to just one run on four hits (all singles) over 5.0 innings, while striking out five and walking just one. It was just his second outing this season allowing fewer than two runs, and his first since May 25 allowing less than three runs.
- Northwest Arkansas could not provide much in the way of offensive support for Marsh, scoring just one run over the first five innings, on an RBI single from second baseman **Morgan McCullough**, that at the time tied the game 1-1.
- The game remained tied at one until the sixth, when the Missions struck for five runs off left-hander **Asa Lacy**, and they stayed on top the rest of the night.
- After San Antonio scored runs of insurance in the seventh and eighth against Naturals left-hander **Emilio Márquez**, Northwest Arkansas inched closer in the eighth, on a three-run homer from **Jake Means**, his ninth long ball of the year.
- After getting the final out of the eighth, **Yefri Del Rosario** pitched a scoreless ninth, the Naturals began to rally in the bottom half, loading the bases against former Razorback **Kevin Kopps** with just one out. Representing the tying run, **Seuly Matias** connected on a sacrifice fly to score **Tyler Gentry**, to bring the Naturals within three. With two outs, **Jake Means** drove a fly ball deep to right-center field, but the 366-foot blast was tracked down at the wall by San Antonio's center fielder to end the game.
- Seven of nine Naturals hitters recorded a hit, including two from Gentry, Means and catcher **Sebastian Rivero** each walked twice, but Northwest Arkansas fell for the seventh straight contest, 8-5.

SERIES HISTORY

NWA ALL-TIME vs. Missions	58-88 (.395)
NWA ALL-TIME in Springdale	34-41 (.453)
NWA ALL-TIME in San Antonio	24-48 (.333)

2022 vs. Missions	0-3 (.000)
2022 in Springdale	0-3 (.000)
2022 in San Antonio	-

DATE	H/R	SCORE	WIN	LOSS	SAVE
8/16/22	H	L, 5-3	B. Krauth	J. Bowlan	L. Bachar
8/17/22	H	L, 20-15	G. Gavin	D. Biasi	
8/18/22	H	L, 8-5	N. Vela	A. Lacy	F. Schlichtholz
8/19/22	H				
8/20/22	H				
8/21/22	H				



NATURALS PR DEPARTMENT • NATURALS@GMAIL.COM

Dustin Dethlefs – Director, Marketing & PR – dustin@nwanaturals.com
 Nicholas Badders – Broadcaster/Media Relations/Baseball Ops – nicholas@nwanaturals.com
 Adam Annarotone – Creative Services Coordinator – adam@nwanaturals.com
 Kelsey Chanler – Marketing and Creative Services Assistant – kelsey@nwanaturals.com
 Naturals Game Notes Compiled by Nicholas Badders

NATURALS HITTING LEADERS

GAMES	Tucker Bradley (96)
AT-BATS	Nick Loftin (363)
RUNS	Nick Loftin (78)
HITS	Tucker Bradley (103)
TOTAL BASES	Robbie Glendinning (164)
DOUBLES	Maikel Garcia (24)
TRIPLES	Bradley & Matias (3)
HOME RUNS	Robbie Glendinning (17)
RUNS BATTED IN	Robbie Glendinning (66)
WALKS	Logan Porter (59)
STRIKEOUTS	Robbie Glendinning (134)
STOLEN BASES	Maikel Garcia (27)
BATTING AVERAGE	Logan Porter (.301)
ON-BASE %	^ Logan Porter (.437)
SLUGGING %	Logan Porter (.486)
OPS	Logan Porter (.923)

NATURALS PITCHING LEADERS

WINS	Dante Biasi (6)
LOSSES	Alec Marsh (11)
ERA	Anthony Vezoziano (6.42)
GAMES	Del Rosario & Dipoto (34)
STARTS	Marsh & Vezoziano (20)
COMPLETE GAMES	Anthony Vezoziano (1)
GAMES FINISHED	Yefri Del Rosario (20)
SAVES	Del Rosario & Sotillet (4)
INNINGS	Anthony Vezoziano (95.1)
HITS	Alec Marsh (107)
RUNS	Alec Marsh (10)
EARNED RUNS	Alec Marsh (74)
HOME RUNS	* Marsh & Vezoziano (21)
HIT BATTERS	Lacy & Vezoziano (8)
WALKS	Anthony Vezoziano (55)
STRIKEOUTS	Alec Marsh (121)

* INDICATES LEAGUE LEADER // ^ INDICATES DOUBLE-A LEADER // # INDICATES MINOR LEAGUE LEADER

THIS DAY IN NATURALS HISTORY

The Naturals are 5-8 all-time when playing on August 19

On August 19, 2015, the Northwest Arkansas Naturals beat the San Antonio Missions 12-2 at Nelson W. Wolff Municipal Stadium. Naturals hitters combined for 20 hits, which still stands as a franchise records for hits in a single game in inter-division play. Eight players scored runs, seven drove in runs and six hitters produced multi-hit games including three four-hit performances. Shortstop **Adalberto Mondesi** went 4-for-6 with two runs scored, first baseman **Alex Liddi** went 4-for-6 with two runs scored and two RBI, and catcher **Parker Morin** went 4-for-5 with one RBI, while designated hitter **Zane Evans** went 2-for-5 with four RBI.

HOME/AWAY

Home Games	18-35
Away Games	26-31

TIME OF DAY

Night Games	34-56
Day Games	9-10

MONTH

April	9-11
May	13-12
June	10-16
July	8-16
August	4-11
September	-

OPPONENT

vs. Amarillo	5-7
vs. Arkansas	6-12
vs. Corpus Christi	4-8
vs. Frisco	4-2
vs. Midland	4-2
vs. San Antonio	0-3
vs. Springfield	5-13
vs. Tulsa	10-8
vs. Wichita	6-11

DAY OF THE WEEK

on Monday	1-0
on Tuesday	6-11
on Wednesday	9-8
on Thursday	4-15
on Friday	8-11
on Saturday	7-12
on Sunday	9-9

THIS HOMESTAND

Record	0-3
Team Batting Average	(.248)
Home Runs	3
Runs/Runs Per Game	23/7.67
Team ERA	10.67
Strikeouts	19
Saves/Opportunities	0/0

THIS WEEK IN NATURALS BASEBALL

MONDAY	TUESDAY	WEDNESDAY	THURSDAY	FRIDAY	SATURDAY	SUNDAY
8/15 OFF	8/16 SAN ANTONIO L, 5-3	8/17 SAN ANTONIO L, 20-15	8/18 SAN ANTONIO L, 8-5	8/19 SAN ANTONIO 7:05 PM	8/20 SAN ANTONIO 6:05 PM	8/21 SAN ANTONIO 2:05 PM



FOLLOW THE LEADER

Manager Chris Widger enters his first season at the helm of the Naturals, after previous stops in *Advanced Rookie* Burlington (2019) and *High-A* Quad Cities (2021) managing Royals affiliates.

- 13 of the Naturals' 28 active players played for Widger with the Quad Cities River Bandits last season.
- 4 of the Naturals' 28 active players played under Widger with the Burlington Royals, then in Quad Cities and now in Northwest Arkansas: **Dante Biasi, Jonah Dipoto, Jake Means and John Rave.**

EXTREME ENDS OF THE SPECTRUM

When looking at the Naturals' numbers one game to the next, it appears rather black and white with what leads to a win or loss.

- When scoring seven runs or more, the Naturals are 34-9, while when scoring six runs or less, just 10-58.
- The Naturals are 30-15 when recording 10 hits or more, but when they get nine hits or less, are just 14-51.
- The Naturals are 41-14 when out-hitting their opponent or hits are tied, but 3-52 when out-hit by their opponent.
- When the Naturals score first, they are 28-21, whereas 16-45 when the opponent scores first.

ONE RUN GOES A LONG WAY

The Naturals are 5-17 in one-run games this season, meaning 17 of their 66 losses (25.76%) this season have been decided by just one run.

- The Naturals have had the tying run at the plate or on base in 22 losses this season (including 13 of their one-run losses).

Yo, YOU WANNA SEE SOME REAL SPEED?

Through 110 games, the Naturals have stolen 139 bases in 174 attempts (average 1.26 steals/game, 79.89% success rate).

- 139 steals is second in the Texas League, ranks eighth in Double-A and tied 34th in the Minors.
- The Naturals have stolen at least one base in 72 of 110 games this season (65.45%), including 34 games with two or more steals ... the team stole a season-high six bases on July 6 vs. Tulsa with a pair of five-steal games as well this season.
- The Naturals have pulled off a double steal 17 times, meaning 34 of 139 steals this year (24.46%) have come on a double-steal.
- Naturals players have stolen multiple bases in a game 14 times, SIX of those occasions being Garcia ... **Tucker Bradley** had the first three-steal game of the season (and of his career) on July 9 vs. Tulsa.
- Maikel Garcia's** 27 steals (in 30 attempts) still ranks fifth in the Texas League, **Nick Loftin's** 24 (in 27 attempts) ranks tied seventh in the league.

TUCK(ER) AND ROLL

Naturals outfielder **Tucker Bradley** has been consistent from the start of the season and established himself as one of the team's most reliable hitters.

- Bradley has reached base at least once in 77 of 95 games played this season (81.91%) and reached base multiple times on 49 occasions, is tied with Logan Porte for the team lead ... he has hits in 67 of 95 games and has a team-best 29 multi-hit games, as well as 13 multi-run games and nine multi-RBI games.
- Bradley's .299 batting average leagues qualified Naturals hitters and, rank 10th in the Texas League ... his .379 on-base percentage ranks third among Kansas City's minor league hitters, as do his 103 hits and 21 doubles, while his .299 batting average is fourth, 151 total bases rank eighth, 58 runs scored are tied eighth, his .817 OPS is tied ninth and a .444 slugging percentage is 10th.
- The Georgia native has hit first in the order 27 games this year, which ranks second behind Maikel Garcia (76) ... when hitting first, Bradley is a .291 hitter (32-for-110) with a .381 on-base percentage and .781 OPS ... when leading off innings, he hits .301 (28-for-93) with a .381 on-base percentage.

TYLER, THE CREATOR (OF RUNS)

Naturals outfielder **Tyler Gentry** has been one of the best hitters in the Kansas City Royals' system this season, with an incredible impact since joining the Naturals in June.

- Among qualified full-season Minor League hitters, Gentry ranks SIXTH in batting average (.328) when you combine his stats between Northwest Arkansas and Quad Cities (A+).
- He is the Royals' organization leader in batting average (.328), slugging percentage (.549) and OPS (.973), while ranking second in on-base percentage (.424) ... his 17 home runs between the River Bandits and Naturals are tied third in the system, while 63 runs batted in are sixth.
- Gentry has reached base in 43 of 48 games (89.58%) and has hits in 33 of his 48 games with the Naturals, with already 19 multi-hit games.
- In 48 games since his call-up to Double-A on June 14, Gentry is batting .322 (58-for-180) with nine doubles, 12 home runs and 40 runs batted in, with a .989 OPS ... he's driven in at least one run in 22 of 48 games, with 10 multi-RBI games.
- Gentry leads the Naturals in nearly every category since joining the team, with the highest average (.322), most total bases (103), most home runs (12) and most runs batted in on the team (40) ... his 40 RBIs are the third-most in the Texas League since then and his 12 homers rank tied third since his arrival in the circuit, while his .989 OPS are fourth and 103 total bases are fifth.
- His 18-game on-base streak between June 26 and July 17 is the longest for a Naturals player this season ... in that span, he hit .382 (26-for-68) with 10 extra-base hits and 12 walks, with an on-base percentage of .459 in that span.

ALEXANDER THE GREAT

Infielder **CJ Alexander** has quickly heated up at the plate since joining the Naturals in a trade last month from Atlanta.

- Over 26 games with the Naturals, the corner infielder is hitting .259 (28-for-108) with 12 extra-base hits (eight home runs) and 27 runs batted in, with 19 runs scored as well.
- He has hits in 16 of 26 games with the Naturals, 11 of which are multi-hit performances, while he's driven in runs in 10 of 26 games, including already SEVEN multi-RBI games.
- In the month of August, Alexander is hitting .309 (17-for-55) with seven home runs and 19 runs batted in ... seven homers, 19 RBI lead the Texas League this month, while 40 total bases are second ... seven homers are tied second in Minor League Baseball this month, 19 RBI are tied seventh and 40 total bases are tied 11th in MiLB in August.
- CJ homered in four straight games against Tulsa, August 3 to 6 ... he is the third Natural this season and just the sixth all-time to homer in four consecutive games.
- Alexander began his Naturals tenure 0-for-12 over his first three games, then homered on July 16 @ Corpus Christi for his first hit with the team and went 4-for-10 in his next two games.

ROCKIN' ROBBIE

After slumping for much of June, first baseman **Robbie Glendinning** has returned to form, with a hot stretch that has carried through July into August.

- Glendinning's 66 runs batted in this season rank tied fifth in the Texas League, while 67 runs scored are the eighth-most in the league.
- He has reached base in 84 of 94 games played this season (89.36%), reaching multiple times in 44 games this season ... he has hits in 62 of 94 games, including 26 multi-hit games this season.
- Among Royals minor league hitters, Glendinning ranks as one of the top hitters in nearly every category ... he is third in the system with 37 extra-base hits and 67 runs scored, while tied third in the system with 17 home runs and 66 runs batted in, fourth with 164 total bases and 52 walks, while tied sixth with 19 doubles ... his .837 OPS ranks as the fifth-best in the organization, while a .469 slugging percentage is seventh in the organization, and his .368 on-base percentage ranks ninth and a .263 batting average is 10th in the system.

NUMERICAL QUICK ROSTER

#	PLAYER	POS	B/T
1	Rave, John	OF	L/L
2	Cropley, Tyler	C	R/R
3	Rivero, Sebastian	C	R/R
4	McCullough, Morgan	INF	L/R
7	Bewley, Brhet	INF/OF	R/R
8	Hernández, Diego	OF	L/L
9	Means, Jake	INF	R/R
11	Tresh, Luca	C	R/R
12	Bradley, Tucker	OF	L/L
15	Marsh, Alec	RHP	R/R
16	Glendinning, Robbie	INF	R/R
17	Castellano, Angelo	INF	R/R
19	Gentry, Tyler	OF	R/R
21	Lacy, Asa	LHP	L/L
22	Woods Jr., Stephen	RHP	R/R
25	Matias, Seuly	OF	R/R
26	Alexander, CJ	INF	L/R
27	Pennington, Walter (7-1L)	LHP	L/L
28	Sikkema, T.J.	LHP	L/L
29	Murdock, Noah (DEV)	RHP	R/R
32	Veneziano, Anthony (DEV)	LHP	L/L
31	Márquez, Emilio	LHP	L/L
33	Klein, Will	RHP	R/R
34	Hoffmann, Andrew	RHP	R/R
35	Webb, Nate	RHP	R/R
38	Biasi, Dante	LHP	L/L
39	Kalich, Kasey	RHP	R/R
40	Bowlan, Jon	RHP	R/R
41	Haake, Zach	RHP	R/R
44	Stupienski, Gavin (DEV)	INF/C	L/R
45	Del Rosario, Yefri	RHP	R/R
51	Chamberlain, Christian (DEV)	LHP	L/L
55	Dipoto, Jonah	RHP	R/R

ALPHABETICAL QUICK ROSTER

#	PLAYER	POS	B/T
26	Alexander, CJ	INF	L/R
7	Bewley, Brhet	INF/OF	R/R
38	Biasi, Dante	LHP	L/L
40	Bowlan, Jon	RHP	R/R
12	Bradley, Tucker	OF	L/L
17	Castellano, Angelo	INF	R/R
51	Chamberlain, Christian (DEV)	LHP	L/L
2	Cropley, Tyler	C	R/R
45	Del Rosario, Yefri	RHP	R/R
55	Dipoto, Jonah	RHP	R/R
19	Gentry, Tyler	OF	R/R
16	Glendinning, Robbie	INF	R/R
41	Haake, Zach	RHP	R/R
8	Hernández, Diego	OF	L/L
34	Hoffmann, Andrew	RHP	R/R
39	Kalich, Kasey	RHP	R/R
33	Klein, Will	RHP	R/R
21	Lacy, Asa	LHP	L/L
31	Márquez, Emilio	LHP	L/L
15	Marsh, Alec	RHP	R/R
25	Matias, Seuly	OF	R/R
4	McCullough, Morgan	INF	L/R
9	Means, Jake	INF	R/R
29	Murdock, Noah (DEV)	RHP	R/R
27	Pennington, Walter (7-1L)	LHP	L/L
1	Rave, John	OF	L/L
3	Rivero, Sebastian	C	R/R
28	Sikkema, T.J.	LHP	L/L
44	Stupienski, Gavin (DEV)	INF/C	L/R
11	Tresh, Luca	C	R/R
32	Veneziano, Anthony (DEV)	LHP	L/L
35	Webb, Nate	RHP	R/R
22	Woods Jr., Stephen	RHP	R/R

BATTING

LEFTIES	6
RIGHTIES	9
SWITCH	0

PITCHING

LEFTIES	10
RIGHTIES	7

PRO-NUN-SEE-AY-SHUNS

- 4 MORGAN McCULLOUGH (*muh-KULL-uh*)
- 7 BRHET BEWLEY (*Brett Bew-lee*)
- 16 ROBBIE GLENDINNING (*glin-DEN-ing*)
- 17 ANGELO CASTELLANO (*kass-tay-AHN-oh*)
- 21 ASA LACY (*AY-suh*)

- 25 SEULY MATIAS (*soo-lee mah-TEE-as*)
- 28 T.J. SIKKEMA (*SICK-um-uh*)
- 31 EMILIO MÁRQUEZ (*eh-MEE-lee-oh MAHR-kehzh*)
- 32 ANTHONY VENEZIANO (*va-nee-ee-ah-no*)
- 38 DANTE BIASI (*bee-AW-zee*)

- 39 KASEY KALICH (*call-ick*)
- 40 JON BOWLAN (*howl-in*)
- 41 ZACH HAAKE (*hockey*)
- 44 GAVIN STUPIENSKI (*stew-PIN-ski*)
- 45 YEFRI DEL ROSARIO (*Jeffry*)

- 55 JONAH DIPOTO (*dih-POH-to*)
- BENCH COACH 23: MIKE JIRSCHLE (*jursh-LEE*)

NATURALS HARDWARE SHELF

Players of the Month

TBD

Pitchers of the Month (1)

May: **LHP Drew Parrish** ... started five games and went 3-1 with a 0.59 ERA (2 ER in 30.2 IP) ... only allowed 15 hits and four walks, while striking out 29 opposing hitters ... among qualified Texas League pitchers, threw the most innings and had the lowest ERA and WHIP (0.62), while holding opponents to a .144 average.

Players of the Week (3)

- April 25 to May 1: **2B Michael Massey** ... hit .417 (10-for-28) across six games with a league-best 19 total bases and nine runs batted in, while tied for the Texas League lead with 10 hits. His 1.221 OPS ranked third among players with at least 20 at-bats, while his .417 average tied for second among that same group.
- May 23 to May 29: **2B Michael Massey** ... hit a league-best .481 (13-for-27) across six games in Midland, while tied for the league lead with 19 total bases. He drove in nine runs as well, doubling three times with one home run, a go-ahead grand slam on May 24 and collected multiple hits in each of the first five games of the series.
- June 27 to July 3: **OF Tyler Gentry** ... hit .435 (10-for-23) with two doubles, four home runs and 11 runs batted in, which was tied for the most in the league. Recorded 24 total bases with a 1.043 slugging percentage 1.543 OPS.

Pitchers of the Week (4)

- May 2 to May 8: **LHP Drew Parrish** ... threw 7.0 scoreless innings on May 7 @ Springfield ... held the Cardinals to just two hits and one walk while striking out four. He retired the first eight he faced and the final five, with five 1-2-3 frames.
- May 9 to May 15: **LHP Drew Parrish** ... threw 7.0 scoreless innings on May 13 vs. Wichita ... held the Wind Surge to just three hits and no walks while striking out nine. Between the second and sixth innings, he retired 13 straight batters, retiring the side 1-2-3 in the first inning, as well as the third through sixth.
- June 6 to June 12: **LHP Anthony Veneziano** ... threw 7.0 scoreless innings in a complete-game shutout on June 9 @ Tulsa ... held the Drillers to just three hits and one walk while striking out five, on 79 pitches. Retired the final eight hitters he faced and 11 of the last 12, only needing five pitches for a 1-2-3 seventh inning to end the night.
- July 25 to July 31: **LHP Dante Biasi** ... threw 5.0 scoreless innings on July 27 @ Wichita in an eventual 5-0 shutout win ... held the Wind Surge to just one hit and three walks while striking out five, on 79 pitches, his second straight scoreless start.

TOOLS TEAM

Four Nationals players were listed in *Baseball America's* 2022 Best Tools Survey of the Kansas City Royals' organization.

- RHP **Will Klein** is rated as having the "*Best Fastball*" in the system.
- LHP **Asa Lacy** is rated as having the "*Best Slider*" in the system.
- RF **Seuly Matias** is rated as having the "*Best Outfield Arm*" in the system.
- C **Sebastian Rivero** is rated as being the "*Best Defensive Catcher*" in the system.

QUICK FACTS

Founded	2008
Colors	Navy Blue, Burgundy, Gold and White
League	Texas League (Since 2008)
Ownership	Rich Entertainment Group
General Manager	Justin Cole (9th Season)
Home Ballpark (Capacity)	Arvest Ballpark (7,350, 6,500 seats)
Dimensions	LF- 327 LCF- 377 CF- 400 RCF- 378 RF- 325
Wall Heights	LF-LCF: 9 feet CF: 11 feet RCF-RF: 9 feet

ROSTER BREAKDOWN
















Age 20.....	0	Native of Australia.....	1
Age 21.....	1	Native of Dominican Republic.....	3
Age 22.....	4	Native of United States.....	26
Age 23.....	5	Native of Venezuela.....	3
Age 24.....	11	Acquired by Royals via Free Agency	12
Age 25.....	5	(International).....	5
Age 26.....	4	(Minor League).....	5
Age 27.....	2	(Undrafted).....	2
Age 28.....	1	Acquired by Royals via Trade	5
Age 29.....	0	Acquired by Royals via First Year Player Draft	16
Average Age	24 Years 55 Days	(High School).....	1
Median Age	24	(Rounds 1-5).....	7
		(2016-18 Drafts).....	4
		(2nd Year/College).....	0
		(Rounds 6-10).....	4
		(2019 Draft).....	7
		(3rd Year/College).....	12
		(Rounds 11-20).....	1
		(2020 Draft).....	4
		(4th+ Year/College).....	3
		(Rounds 21-40).....	4
		(2021 Draft).....	1

ROYALS TOP-30 PROSPECTS (RANKING ACCORDING TO MLB PIPELINE)

10 of the Nationals 28 active players appear on a Top-30 Royals prospects ranking.

#	PLAYERS (POSITION)	OVERALL RANKING	BASEBALL AMERICA RANKING
10	Tyler Gentry (OF)		Royals 12 th
12	Asa Lacy (LHP)		Royals 10 th
13	Jon Bowlan (RHP)		Royals 8 th
18	Andrew Hoffmann (RHP)		Royals 15 th
19	Luca Tresh (C)		Royals 18 th
20	T.J. Sikkema (LHP)		Royals 25 th
23	Alec Marsh (RHP)		Royals 13 th
24	Diego Hernández (OF)		Royals 30 th
27	Tucker Bradley (OF)		-
-	Yefri Del Rosario (RHP)		Royals 21 st

UNIFORM RECORDS

							
Navy/Red (28-37) Home: 12-20 Road: 16-17	Red (9-13) Home: 0-0 Road: 9-13	White/Navy (4-10) Home: 4-10 Road: 0-0	Los Naturales Home: 0-2 Road: 0-0	Growlin' Chickens Home: 1-1 Road: 0-0	Fauxback Home: 0-1 Road: 0-0	July 4th Home: 1-0 Road: 0-0	
							
White (14-19) Home: 14-19 Road: 0-0	Grey (10-14) Home: 0-0 Road: 10-14	Navy (17-29) Home: 3-10 Road: 14-19	Los Naturales Home: 0-2 Road: 0-0	Growlin' Chickens Home: 1-1 Road: 0-0	Fauxback Home: 0-1 Road: 0-0	Star Wars Home: 1-0 Road: 0-0	Marvel Home: 0-1 Road: 0-0
HOME UNIFORM COMBINATIONS				ROAD UNIFORM COMBINATIONS			
Navy/Red Hat & White Jersey: 10-11 White Hat & White Jersey: 3-5 Red Hat & White Jersey: 0-0		Navy/Red Hat & Navy Jersey: 2-6 White Hat & Navy Jersey: 1-5 Red Hat & Navy Jersey: 0-0		Navy/Red Hat & Grey Jersey: 6-4		Navy/Red Hat & Navy Jersey: 10-13	
Specialty/Theme Uniforms: 2-6				Red Hat & Grey Jersey: 4-10		Red Hat & Navy Jersey: 6-4	

NATURALS IN-SEASON BIRTHDAYS

APRIL (4) 4/14 – Walter Pennington (24) 4/14 – Jake Means (26) 4/25 – Kasey Kalich (24) 4/28 – Emilio Márquez (24)	MAY (5) 5/6 – Tucker Bradley (24) 5/7 – Derrick Lewis (46) 5/14 – Alec Marsh (24) 5/14 – Christian Colón (33) 5/21 – Chris Widger (51)	JUNE (2) 6/2 – Asa Lacy (23) 6/10 – Stephen Woods Jr. (27)	JULY (3) 7/17 – CJ Alexander (26) 7/20 – Christian Chamberlain (23) 7/25 – T.J. Sikkema (24)	AUGUST (2) 8/20 – Noah Murdock (24) 8/20 – Nate Webb (25)	SEPTEMBER (4) 9/1 – Anthony Veneziano (25) 9/3 – Jonah Dipoto (26) 9/4 – Seuly Matias (24) 9/23 – Yefri Del Rosario (23)
---	--	---	--	--	---



2022 BREAKING ROSTER

Pitchers (16): LHP Dante Biasi, LHP Holden Capps, RHP Christian Cosby, RHP Yefri Del Rosario, RHP Jonah Dipoto, RHP Zach Haake, LHP Asa Lacy, RHP Alec Marsh, LHP Drew Parrish, LHP Zack Phillips, RHP Andrés Sotillet, LHP Anthony Veneziano, RHP Nate Webb, RHP Zach Willeman, RHP Stephen Woods Jr. and LHP Ángel Zerpa

Catchers (3): Tyler Cropley, Sebastian Rivero, Logan Porter

Infielders (7): Nate Eaton, Maikel Garcia, Robbie Glendinning, Ryan Grotjohn, Michael Massey, Jake Means, Gavin Stupienski

Outfielders (4): Tucker Bradley, Nick Loftin, Seuly Matias, John Rave

1st HALF

- 4/4 Kansas City Royals announce Breaking Roster
- 4/8 LHP **Holden Capps** placed on the development list
INF **Gavin Stupienski** placed on the development list
- 4/12 RHP **Nate Webb** placed on the 7-day injured list
- 4/15 LHP **Holden Capps** activated from the development list
- 4/19 C **Tyler Cropley** placed on the 7-day injured list
RHP **Christian Cosby** placed on the 7-day injured list
INF **Gavin Stupienski** activated from the development list
- 4/21 LHP **Walter Pennington** transferred to NW Arkansas (AA) from Quad Cities (A+)
- 4/23 RHP **Zach Haake** placed on the 7-day injured list
RHP **Patrick Halligan** transferred to NW Arkansas (AA) from Columbia (A)
- 4/26 RHP **Patrick Halligan** transferred to Quad Cities (A+) from NW Arkansas (AA)
- 4/28 RHP **Andrés Sotillet** transferred to Omaha (AAA) from NW Arkansas (AA)
- 5/3 INF **Ryan Grotjohn** placed on the Development List
INF **Brhet Bewley** activated from the Quad Cities Injured List and transferred to NW Arkansas (AA)
LHP **Patrick Smith** transferred to NW Arkansas (AA) from Quad Cities (A+)
LHP **Marcelo Martinez** transferred to NW Arkansas (AA) from Omaha (AAA)
- 5/8 C **Sebastian Rivero** recalled by Kansas City (MLB) from NW Arkansas (AA)
- 5/9 C **Sebastian Rivero** optioned to NW Arkansas (AA)
C **Sebastian Rivero** recalled by Kansas City (MLB) from NW Arkansas (AA)
- 5/10 LHP **Asa Lacy** placed on the 7-day injured list
INF **Ryan Grotjohn** activated from the Development List
- 5/13 C **Sebastian Rivero** optioned to NW Arkansas (AA)
- 5/14 LHP **Patrick Smith** placed on the Development List
RHP **Will Klein** activated from the 7-day injured list
- 5/17 C **Sebastian Rivero** recalled by Kansas City (MLB) from NW Arkansas (AA)
- 5/21 LHP **Marcelo Martinez** transferred to Omaha (AAA) from NW Arkansas (AA)
- 5/24 LHP **Patrick Smith** transferred to Quad Cities (A+) from NW Arkansas (AA)
RHP **Andrés Sotillet** transferred to NW Arkansas (AA) from Omaha (AAA)
- 5/26 OF **John Rave** transferred to Omaha (AAA) from NW Arkansas (AA)
INF **Nate Eaton** transferred to Omaha (AAA) from NW Arkansas (AA)
- 5/28 C **Sebastian Rivero** optioned to NW Arkansas (AA)
- 5/31 RHP **Christian Cosby** activated from the 7-day injured list
LHP **Christian Chamberlain** transferred to NW Arkansas (AA) from Quad Cities (A+)
RHP **Zach Willeman** transferred to Omaha (AAA) from NW Arkansas (AA)
- 6/1 OF **Parker Bates** transferred to NW Arkansas (AA) from Quad Cities (A+)
RHP **Andrés Sotillet** transferred to Omaha (AAA) from NW Arkansas (AA)
- 6/3 LHP **Drew Parrish** transferred to Omaha (AAA) from NW Arkansas (AA)
RHP **Noah Murdock** transferred to NW Arkansas (AA) from Quad Cities (A+)
- 6/4 OF **John Rave** transferred to NW Arkansas (AA) from Omaha (AAA)
- 6/7 OF **Parker Bates** transferred to Quad Cities (A+) from NW Arkansas (AA)
- 6/10 RHP **Andrés Sotillet** transferred to NW Arkansas (AA) from Omaha (AAA)
LHP **Ángel Zerpa** recalled by Kansas City (MLB) from NW Arkansas (AA)
- 6/12 LHP **Ángel Zerpa** optioned to NW Arkansas (AA)
OF **Seuly Matias** placed on the 7-day injured list
- 6/14 INF **Michael Massey** transferred to Omaha (AAA) from NW Arkansas (AA)
OF **Tyler Gentry** transferred to NW Arkansas (AA) from Quad Cities (A+)
C **Tyler Cropley** activated from the 7-day injured list
LHP **Gabe Speier** transferred to NW Arkansas (AA) on Major League Rehab
RHP **Matt Peacock** transferred to NW Arkansas (AA) on Major League Rehab
- 6/17 LHP **Gabe Speier** returned from Rehab Assignment to Kansas City (MLB) from NW Arkansas (AA)
RHP **Matt Peacock** returned from Rehab Assignment to Kansas City (MLB) from NW Arkansas (AA)
- 6/19 OF **Seuly Matias** activated from the on the 7-day injured list
C **Gavin Stupienski** placed on the Development List
LHP **Jake Brentz** transferred to NW Arkansas (AA) on Major League Rehab
- 6/23 RHP **Christian Cosby** transferred to Quad Cities (A+) from NW Arkansas (AA)
LHP **Marcelo Martinez** transferred to NW Arkansas (AA) from Omaha (AAA)
- 6/24 LHP **Jake Brentz** returned to Kansas City (MLB) from his rehab assignment.
- 6/25 LHP **Marcelo Martinez** transferred to Omaha (AAA) from NW Arkansas (AA)

2nd HALF

- 6/27 LHP **Holden Capps** released
LHP **Eric Skoglund** reinstated from AAA rehab assignment and transferred to NW Arkansas (AA)
- 6/30 RHP **Nate Webb** returned from rehab assignment and activated off the 7-day injured list
- 7/9 RHP **Yefri Del Rosario** placed on the Development List
RHP **Zach Haake** returned from rehab assignment and activated off the 7-day injured list
- 7/11 LHP **Ángel Zerpa** recalled by Kansas City (MLB) from NW Arkansas (AA)
RHP **Andrew Hoffmann** acquired in trade from Atlanta and assigned to NW Arkansas (AA)
INF **CJ Alexander** acquired in trade from Atlanta and assigned to NW Arkansas (AA)
- 7/12 LHP **Ángel Zerpa** optioned to NW Arkansas (AA)
RHP **Stephen Woods Jr.** transferred to Omaha (AAA) from NW Arkansas (AA)
OF **John Rave** transferred to Omaha (AAA) from NW Arkansas (AA)
INF **Morgan McCullough** transferred to NW Arkansas (AA) from Quad Cities (A+)
LHP **Zack Phillips** placed on the Development List
INF **Ryan Grotjohn** placed on the Development List
C/INF **Gavin Stupienski** activated from the Development List
- 7/14 INF **Maikel Garcia** recalled by Kansas City (MLB) from NW Arkansas (AA) as substitute player
C **Sebastian Rivero** recalled by Kansas City (MLB) from NW Arkansas (AA) as substitute player
LHP **Ángel Zerpa** recalled by Kansas City (MLB) from NW Arkansas (AA) as substitute player
LHP **Asa Lacy** returned from rehab assignment and activated off the 7-day injured list
LHP **Emilio Márquez** transferred to NW Arkansas (AA) from Quad Cities (A+)
- 7/15 LHP **Ángel Zerpa** returned to NW Arkansas (AA)
- 7/18 LHP **Ángel Zerpa** optioned and transferred to Omaha (AAA) from NW Arkansas (AA)
LHP **Eric Skoglund** transferred to Omaha (AAA) from NW Arkansas (AA)
OF **John Rave** transferred to NW Arkansas (AA) from Omaha (AAA)
RHP **Stephen Woods Jr.** transferred to NW Arkansas (AA) from Omaha (AAA)
INF **Maikel Garcia** optioned to NW Arkansas (AA) from Kansas City (MLB)
C **Sebastian Rivero** optioned to NW Arkansas (AA) from Kansas City (MLB)
C/INF **Gavin Stupienski** placed on the Development List
LHP **Emilio Márquez** transferred to Quad Cities (A+) from NW Arkansas (AA)
INF **Morgan McCullough** transferred to Quad Cities (A+) from NW Arkansas (AA)
- 7/22 RHP **Yefri Del Rosario** activated from the Development List
- 7/26 RHP **Andrés Sotillet** transferred to Omaha (AAA) from NW Arkansas (AA)
RHP **Jon Bowlan** transferred to NW Arkansas (AA) from Quad Cities (A+)
LHP **Zack Phillips** activated off Development list and transferred to Quad Cities (A+) from NW Arkansas (AA)
- 7/28 INF **Maikel Garcia** recalled by Kansas City (MLB) from NW Arkansas (AA)
- 7/29 LHP **T.J. Sikkema** transferred to NW Arkansas (AA) from Quad Cities (A+)
- 8/1 INF **Ryan Grotjohn** released
INF **Morgan McCullough** transferred to NW Arkansas (AA) from Quad Cities (A+)
RHP **Noah Murdock** placed on the development list
- 8/3 C **Sebastian Rivero** recalled by Kansas City (MLB) from Northwest Arkansas (AA)
- 8/9 C **Logan Porter** transferred to Omaha (AAA) from NW Arkansas (AA)
INF/OF **Nick Loftin** transferred to Omaha (AAA) from NW Arkansas (AA)
INF **Angelo Castellano** transferred to NW Arkansas (AA) from Omaha (AAA)
C **Luca Tresh** transferred to NW Arkansas (AA) from Quad Cities (A+)
OF **Diego Hernández** transferred to NW Arkansas (AA) from Quad Cities (A+)
- 8/10 C **Sebastian Rivero** optioned to NW Arkansas (AA) from Kansas City (MLB)
LHP **Christian Chamberlain** placed on the development list
- 8/12 RHP **Alec Marsh** placed on the development list
RHP **Kasey Kalich** transferred to NW Arkansas (AA) from Quad Cities (A+)
- 8/14 LHP **Anthony Veneziano** placed on the development list
- 8/17 RHP **Alec Marsh** activated from the development list
- 8/18 LHP **Walter Pennington** placed on the Injured List
LHP **Emilio Márquez** transferred to NW Arkansas (AA) from Quad Cities (A+)



#36 CHRIS WIDGER • MANAGER

- Chris Widger will manage the Naturals after guiding the River Bandits to a High-A Central championship in their first season as a Kansas City affiliate in 2021. In doing so, he was named the Minor League Manager of the Year by *Baseball America* following the 2021 season.
- 2022 marks Widger's seventh year in the Royals' organization, as he was slated to manage Advanced-A Wilmington in 2020 and led Burlington to the Appalachian League Championship Series in his first season as Manager in 2019. Prior to that, he was Wilmington's Bench Coach from 2016-18.
- Before joining the Royals organization, he managed the Independent League Camden Riversharks in 2015 and was their Pitching Coach from 2012-14.
- A third-round pick by Seattle in the 1992 Draft, Widger played in parts of 10 seasons in the Majors with the Mariners (1995-96, 2000), Expos (1997-2000), Yankees (2002), Cardinals (2003), White Sox (2005-06) and Orioles (2006), winning a World Series with Chicago in 2005.
- Widger and his wife, Whitney, reside in Pennsville, N.J., with their children: C.J., Ashlynn and Skylar.



#43 DERRICK LEWIS • PITCHING COACH

- Derrick Lewis is in his third season with the Royals' organization and second as pitching coach at Northwest Arkansas.
- He spent the previous 16 seasons in the Atlanta Braves' organization, the first 14 as a Minor League pitching coach and the last two as the Pitching Coordinator.
- Pitching coach timeline: 2004-07: GCL Braves (Gulf Coast League, RK)... 2008-10: Danville Braves (Appalachian League, RK)... 2011-13: Rome Braves (South Atlantic League, A)... 2014: Lynchburg Hillcats (Carolina League, A+)... 2015-2016: Carolina Mudcats (Carolina League, A+)... 2017: Mississippi Braves (Southern League, AA)
- He played seven seasons in the Braves' organization from 1997-2003, after being selected in the 20th round of the 1997 draft.
- Lewis and his wife, Roslyn, reside in Charlotte, North Carolina, with their daughter, Skye and Son, Lake.



#6 ABRAHAM NÚÑEZ • HITTING COACH

- Abraham Núñez enters his fourth season as Northwest Arkansas' hitting coach after serving in the same capacity with High-A Wilmington (2015-2018), Class-A Lexington (2014), Rookie Advanced Burlington (2013) and the Dominican Royals (2012).
- Núñez played for parts of 12 seasons in the Majors with the Pirates (1997-2004), Cardinals (2005), Phillies (2006-2007) and Mets (2008). A switch-hitter, he owns a career average of .242 as a utility infielder in the big leagues, primarily playing third base, but could play all four infield positions.
- His best season came in 2005 when he batted .285 in 139 games for the National League Champion St. Louis Cardinals.
- Lifetime .346 (9-for-28) hitter in the postseason, including the 2005 National League Championship Series with St. Louis when he hit .385, though did not play in the World Series.
- Born in Santo Domingo, Dominican Republic, he now resides in Hudson, Massachusetts.



#24 CHRISTIAN COLÓN • ASSISTANT HITTING COACH

- Christian Colón returns to the organization as the Naturals Assistant Hitting Coach in 2022, following a 12-year professional career.
- He was the Royals first-round pick in the 2010 MLB Draft, scored the winning run in the 2014 AL Wild Card game and had the game-winning hit in the title-clinching Game 5 of the 2015 World Series.
- After being drafted in 2010, Colón ascended to Northwest Arkansas by 2011 and between 2011, 2012 and 2014, played 202 games for the Naturals ... in 2011, Colón led the Texas League in sacrifices (21), while leading the team in at-bats (491) and hits (126). His 21 sacrifices that season are the most a Naturals player has ever recorded in a single season, while 28 overall are tied for the club record.
- During his playing career, he made stops in Miami (2017) and Cincinnati (2019-20) ... spent 2021 with the Rich Baseball-owned Buffalo Bisons (Triple-A, Toronto) before announcing his retirement.
- He also played in parts of four seasons in the Puerto Rican Winter League.
- Christian lives in Cave Springs, Ark. (15 minutes North of Arvest Ballpark) with his wife, Kayla, and three daughters, Marley, Mia and Lucy.



#23 MIKE JIRSCHOLE • BENCH COACH

- Mike Jirschele enters his first season as the Bench Coach for Northwest Arkansas after spending last season in the same role for Manager Chris Widger in Quad Cities.
- He served as a Special Assistant to the General Manager in 2020 and was on the Royals coaching staff as the Third Base Coach from 2014-19 and won the World Series in 2015.
- Jirschele previously managed the Triple-A Omaha franchise for 11 seasons (2003-13), leading the team to four division titles, three-straight trips to the Pacific Coast League championship round (2011-13), two PCL titles (2011, 2013) and a Triple-A Championship in 2013.
- He earned the 2011 Mike Coolbaugh Award for outstanding baseball work ethic, knowledge of the game and skill in mentoring young players on the field.
- Prior to his 11-year stint with Omaha, he served as the Royals Minor League Infield Coordinator for four years (1998-2002), while he held managerial positions with Omaha (1995-97), Wilmington (1994), Rockford (1993) and the Gulf Coast Royals (1992).
- Jirschele was originally selected by the Texas Rangers in the fifth round of the 1977 MLB Draft and played in 999 minor league games over 13-plus seasons in the Rangers and Royals systems.



DANNY ACCOLA • CERTIFIED ATHLETIC TRAINER

- Danny Accola is entering his seventh season with the Royals organization and first as the certified athletic trainer with the Naturals, after serving in the same role with the Quad Cities in 2021.
- He was slated to serve in that role with Wilmington in 2020 and previously filled those roles with Lexington in 2019, Burlington from 2017-18 and with Surprise in 2016.
- Accola graduated from the University of Central Missouri in 2014 and previously held an athletic training internship with the Denver Broncos in 2013.



C.J. MIKKELSEN • STRENGTH & CONDITIONING COACH

- C.J. Mikkelsen will serve as the Northwest Arkansas Strength & Conditioning Coach for the second consecutive season, after being slated to fill that same role at Idaho Falls in 2020.
- He graduated in December 2019 with a master's degree in sports physiology from Texas A&M University, where he also worked as a Sports Performance Graduate Intern.
- Mikkelsen earned his bachelor's degree in exercise and wellness from Arizona State University in 2016. He resides in Desert Hills, Arizona.



DREW EPPERSON
VIDEO COORDINATOR



MITCH MEYER
VIDEO COORDINATOR



Andrew Hoffmann - Pitching - Stat Splits - 2022 - Regular Season (Naturals/Double-A Only)

Table with 25 columns: Split, Team, W, L, ERA, G, GS, CG, SHO, SV, IP, H, R, ER, HR, HB, BB, IBB, SO, WHIP, AVG, AB, WP, BK, GDP, TBF, NP-S. Rows include Home Games, Away Games, Day Games, Night Games, On Grass, July, August, On Wednesdays, On Fridays, On Saturdays, On Sundays, In games following a win, In games following a loss, Starter.

Andrew Hoffmann - Opposing Hitting - Stat Splits - 2022 - Regular Season (Naturals/Double-A Only)

Table with 25 columns: Split, Team, AVG, G, AB, R, H, 2B, 3B, HR, RBI, BB, IBB, SO, SB, CS, OBP, SLG, OPS, HBP, SAC, SF, GDP. Rows include vs Left, vs Right, Team is ahead, Team is behind, Score is tied, Batting First through Batting Ninth, Leading Off, First Inning through 3-2 Count, Pitcher.



#34 ANDREW HOFFMANN

RIGHT-HANDED PITCHER

BORN: February 2, 2000 in Joliet, Illinois (Age 22)
HEIGHT/WEIGHT: 6'5" / 210 lbs
SEASON WITH NATURALS: 1st Season
DRAFT: Round 12 - 2021 (Atlanta Braves)
ACQUIRED: 7/11/22 - traded by Atlanta with OF Drew Waters and 3B CJ Alexander to Kansas City for 2022 CBA Pick # 35.
COLLEGE: Oakland University (Rochester, Michigan)
COLLEGE: John A. Logan College (Carterville, Illinois)
COLLEGE: University of Illinois (Champaign, Illinois)
HIGH SCHOOL: Plainfield East High School (Plainfield, Illinois)

SCOUTING REPORT

Ranked by MLB Pipeline as the No. 18 Royals prospect
Ranked by Baseball America as the No. 15 Royals prospect

Deception in his delivery helps it play up as hitters don't get a good look at it coming out of his hand ... has always been a strike-thrower, both collegiately and professionally.

FASTBALL: Two-seamer that sits 92-94, but he can reach back for more, has touched as high as 95-96 mph at times.
SLIDER: His primary pitch, over 40% usage this season ... sits low-80s (82-84 mph) and shows tight spin, heavy horizontal break, can locate it well ... rated of the best breaking balls Atlanta's system before being traded to Kansas City.
CHANGEUP: Sits mid-to-low-80s with good fade, a split-grip pitch that he shows decent feel for.

2022 SEASON

- Joined the Naturals 7/11 after being traded to Kansas City from the Atlanta Braves, with OF Drew Waters and 3B CJ Alexander in exchange for a 2022 MLB Draft Pick (CBA Pick #35 Overall).
79.3% LOB% ranks 5th among ALL Minor League pitchers that have thrown at lead 100.0 innings (85 pitchers)... among that same group (min. 100.0 IP), his 3.34 ERA ranks 17th.
Opened the season with the Rome Braves (A+) and made 15 starts in the South Atlantic League going 7-2 with a 2.36 ERA (21 ER in 80.0 IP), with 90 strikeouts to just 21 walks (4.29 K/BB) ... promoted to the Double-A Mississippi Braves on 7/8 but did not appear in a game for the M-Braves, was with the team three days before being traded.
Threw at least 5.0 innings in 13 of his 15 starts with the Rome Braves, seven of them being at least six innings, with a pair of seven-inning starts (4/27 vs. GBO & 6/16 @ ASH) ... recorded three scoreless starts: 5/15 vs. WS (5.0 IP), 6/23 vs. HIC (6.0 IP) and 7/6 vs. ASH (6.0 IP), including 2 of last 3.
Recorded a career-high 14.2-inning scoreless streak from 6/16 to 6/29, spanning parts of three starts ... did not allow a run across his last 9.0 innings with Rome before the trade, the last three innings 6/29 @ Greenville and 6.0 scoreless 7/6 vs. Asheville, where he allowed two walks and two hits and struck out eight.
Struck out a career-high 11 in his third start of the year, 4/21 @ Bowling Green in 6.0 IP.
7/13 @ CC - made his Double-A debut with the Naturals ... in 4.1 innings, allowed career-high five runs on eight hits, but did not walk a batter against a Hooks team that ranks fourth in MLB in walks ... his 68.97% strike% in the game is the sixth-best strike rate for a Naturals starting pitcher this season.
7/22 vs. SPR - threw career-high 97 pitches, faced 28 batters ... walked four after not walking a batter his first start.
7/31 @ WCH - allowed just one run on three hits with four strikeouts over 4.1 innings, did not allow a home run, only run of the game scored on a wild pitch ... retired 9 of the last 10 he faced.
8/7 vs. TUL - threw his first quality start with the Naturals (6.0 IP, 1 ER) and seventh overall in 2022, struck out six, allowing just one run for the second straight start ... retired last six he faced and 10 of last 11.
LAST OUTING - 8/13 @ ARK, shortest outing with Naturals, allowed five runs on seven hits in 2.0 innings, 63 pitches.

CAREER NOTES

- Drafted by the Atlanta Braves in the 12th Round of the 2021 MLB Draft out of the University of Illinois.
Before being drafted, made five relief appearances with the Mahoning Valley Scrappers in the first year of Major League Baseball's Draft League, as one of 39 players to be drafted from the circuit when the Braves took him in the 12th round ... allowed 2 earned runs in 7.2 innings, striking out 13 while walking two.
Made his professional debut in Low-A with the Augusta Green GreenJackets ... across seven starts, went 2-2 with a 2.73 ERA (9 ER in 29.2 IP) and 37 strikeouts to just 8 walks (4.63 K/BB).
Ended his season with a pair of back-to-back scoreless starts, 9/19 vs. COL and 9/15 @ MB, total of 12.0 IP ... threw 5.0 hitless innings against the Columbia Fireflies in the second game of a doubleheader, faced just two over the minimum, allowed one walk and struck out eight ... threw 7.0 innings against the Myrtle Beach Pelicans, allowed just three hits without a walk with season-high eight strikeouts in his final start of the season.

COLLEGE (2019-2021)

- Produced a 34-game undefeated streak to end his collegiate career that stretched back to his last start with Oakland his Freshman season on 5/17/19 ... including summer ball, went 16-0 in those starts and three runs or fewer in 31 of 34 starts.
JUNIOR (2021), ILLINOIS: Served as the team's Friday Night starter, making 11 starts and led the Fighting Illini with a 2.87 ERA and 62.2 IP ... named all-Big Ten third team in 2021, going 3-0 with a 2.87 ERA (20 ER in 62.2 IP) and 64 strikeouts to 15 walks ... only the sixth Illini pitcher since 1980 to not suffer a loss in a season (min. 10 starts) ... team record was 8-3 in games he started
SOPHOMORE (2020), JOHN A. LOGAN CC: Across five starts (26.0 IP), went 5-0 with a 2.08 ERA, 7 walks and, 46 strikeouts.
FRESHMAN (2019), OAKLAND UNIVERSITY: Started 12 of 13 games (56.0 IP), went 2-6 with a 6.75 ERA33 walks and 46 strikeouts ... second on team in ERA and third in innings pitched ... Summer of 2019, played for the Traverse City Pit Spitters of the Northwoods League and went 8-0 with a 1.08 ERA and 43 strikeouts, was named the 2019 Northwoods League Pitcher of the Year and 2019 Northwoods League All-Star, led the Northwoods League in ERA and wins.

MISCELLANEOUS

- Two-year letterwinner at Plainfield East, where he played for head coach Adam O'Reel and was named All-Southern Prairie Conference.

SEASON / CAREER HIGHS

Table with columns: SEASON, CAREER, INNINGS PITCHED, HITS ALLOWED, RUNS ALLOWED, EARNED RUNS ALLOWED, HOME RUNS ALLOWED, WALKS ALLOWED, STRIKEOUTS, BATTERS FACED, NUMBER OF PITCHES, SCORELESS STREAK. Includes data for 2022 and career highs.

HOFFMANN 2022 RUN SUPPORT (NWA STARTS ONLY)

Table showing run support for Hoffmann in 2022 starts at Northwest Arkansas. Columns: GAMES, PLAYER W-L, Team W-L.

2022 GAME-BY-GAME (ROME BRAVES, A+)

Table showing game-by-game performance for Hoffmann with the Rome Braves in 2022. Columns: DATE, OPPONENT, RES, LEFT GAME, DEC, IP, H, R, ER, HR, HB, BB, SO, BF, NP-S.

2022 GAME-BY-GAME (NORTHWEST ARKANSAS, AA)

Table showing game-by-game performance for Hoffmann at Northwest Arkansas in 2022. Columns: DATE, OPPONENT, RES, LEFT GAME, DEC, IP, H, R, ER, HR, HB, BB, SO, BF, NP-S.

2022 HOFFMANN BATTED BALL STATISTICS (A+ & AA)

Table showing batted ball statistics for Hoffmann in 2022. Columns: BABIP, GB/FB, LD%, GB%, FB%, IFFB%, HR/FB, Pull%, Cent%, Oppo%, SwStr%.

HOFFMANN vs. SAN ANTONIO IN 2022

Table showing Hoffmann's performance against San Antonio in 2022. Columns: W, L, ERA, G, GS, CG, SHO, GF, HLD, SV, SVO, IP, H, R, ER, HR, HB, BB, IBB, SO, AVG, WHIP.

HOFFMANN vs. SAN ANTONIO IN 2022

Table showing Hoffmann's performance against San Antonio in 2022. Columns: PLAYER, AVG, AB, H, 2B, 3B, HR, RBI, BB, SO.

MINOR LEAGUE CAREER

Table showing Hoffmann's minor league career statistics. Columns: SEASON, TEAM, W, L, ERA, G, GS, CG, SHO, SV, IP, H, R, ER, HR, HB, BB, IBB, SO, WHIP, AVG, AB, WP, BK, GDP, TBF, NP-S.



NATURALS RELIEVERS

Table with columns: PITCHER, LAST APPEARANCE (NWA), LEAD, TRAIL, TIED. Lists relievers like Lacy, Asa, Woods Jr., Stephen, etc.

ENTRANCE SITUATION

Table with columns: LEAD, TRAIL, TIED. Summary statistics for entrance situations.

INNING ENTERING THE GAME

Table with columns: 1, 2, 3, 4, 5, 6, 7, 8, 9, 10+. Summary statistics for innings entering the game.

INHERITED RUNNERS

Table with columns: BR INHER, BR SCORE, % SCORE. Summary statistics for inherited runners.

1-2-3 INNINGS

Table with columns: TOTAL POSSIBLE, % 1-2-3. Summary statistics for 1-2-3 innings.

STARTING PITCHER SPLITS

Table with columns: PITCHER, GS, W-L, TEAM W-L, R SUPPORT, SUPPORT/START. Lists starting pitchers like Veneziano, Anthony, Marsh, Alec, etc.

1ST PITCH STRIKES

Table with columns: FPS, TBF, % FPS. Summary statistics for first pitch strikes.

1-2-3 INNINGS

Table with columns: TOTAL, POSSIBLE, % 1-2-3. Summary statistics for 1-2-3 innings.

NATURALS STARTERS VS. RELIEVERS

Table with columns: STARTERS, RELIEVERS, W-L, ERA, INNINGS, HITS (HR), R (ER), BB, K, WHIP, AVG. Comparison statistics between starters and relievers.

STARTING PITCHER/CATCHER MATCHUPS

Large table comparing starting pitchers (Sebastian Rivero, Logan Porter, Tyler Cropley, Luca Tresh) and catchers across various stats like ERA, IP, ER, BB, SO.

TOTALS include games caught by Gavin Stupienski, including 10 starts, and pitchers went 5-5 with a 4.12 ERA (41 ER in 89.2 IP with 51 walks and 98 strikeouts)...CS/ATT: 0/9

CATCHER PITCHING STATS

Table with columns: CATCHERS, W, L, ERA, GS, SV, IP, H, R, ER, HR, HB, BB, IBB, SO, WHIP, AVG, WP, GDP, TBF, SB, CS, ATT, %CS, PB. Lists catchers like Sebastian Rivero, Logan Porter, etc.

AUTOMATIC BALLS CALLED ON NATURALS PITCHERS (25)

Table with columns: DATE, INNING, UMPIRE, PITCHER (# IN '22), COUNT AT CALL, BATTER RESULT (COUNT). Lists 25 instances of automatic balls called on pitchers.



Table with columns: PLAYER, QUICK NOTES, and CAREER HIGHS. It lists 26 players including John Rave, Tyler Cropley, Sebastian Rivero, Morgan McCullough, Brhet Bewley, Diego Hernandez, Jake Means, Luca Tresh, Tucker Bradley, Robbie Chockamba, Angelo Castellano, Tyler Gentry, and CJ Alexander, detailing their stats and career highlights.



HOME RUN BREAKDOWN

PLAYER	2022 TOTAL	HOME ROAD		RHP LHP		OUTS			RUNNERS ON				TIED GO		DIRECTION					LAST					
		0	1	2	0	1	2	3	GAME	AHEAD	LF	LCF	CF	RCF	RF	DATE	OPPONENT	PITCHER	KIND	INN	PA SINCE				
Robbie Glendinning	17	8	9	12	5	5	5	7	9	5	2	1	-	4	4	9	1	1	2	8/7	vs. Tulsa	J. Rooney	Solo	▼ 4	35
Seuly Matias	15	6	9	11	4	6	4	5	9	4	2	-	3	2	-	5	1	1	-	8/11	@ Arkansas	T. Dollard	Solo	▲ 4	17
John Rave	12	4	8	10	2	3	7	2	-	4	3	4	4	1	1	3	1	1	6	8/17	vs. San Antonio	B. Komar	3-Run	▼ 1	9
Tyler Gentry	12	4	8	10	2	5	5	2	-	4	6	3	-	4	3	4	-	2	3	8/13	@ Arkansas	I. Campbell	Solo	▲ 8	15
Nick Loftin	12	2	10	6	6	4	5	3	6	5	-	1	1	2	4	7	1	-	-	8/4	vs. Tulsa	A. Gamboa	2-Run	▼ 1	
Logan Porter	10	5	5	8	2	4	4	2	8	2	-	-	1	3	6	2	1	1	-	7/29	@ Wichita	L. Varland	Solo	▲ 2	
Jake Means	9	5	4	6	3	5	2	2	-	4	4	4	1	-	4	4	-	1	-	8/18	vs. San Antonio	K. Kopps	2-Run	▼ 8	1
Michael Massey	9	3	6	7	2	3	5	1	3	3	2	1	2	3	1	1	1	4	2	6/10	@ Tulsa	B. Miller	2-Run	▲ 3	
CJ Alexander	8	4	4	6	2	2	3	3	-	1	4	2	-	1	-	1	-	1	6	8/13	@ Arkansas	B. Miller	3-Run	▲ 4	16
Tucker Bradley	7	2	5	7	-	4	1	2	3	1	1	2	1	1	1	1	1	2	2	7/31	@ Wichita	O. German	Solo	▲ 8	67
Maikel Garcia	4	2	2	3	1	1	1	2	3	-	1	-	-	1	1	3	-	-	-	7/23	vs. Springfield	D. Roach	Solo	▼ 9	
Sebastian Rivero	4	4	-	4	-	2	-	2	2	2	-	-	-	1	3	-	-	1	-	6/25	vs. Springfield	M. YaSenka	2-Run	▼ 8	65
Nate Eaton	4	1	3	4	-	2	2	-	4	-	-	-	-	3	2	2	-	-	-	5/25	@ Midland	Z. Plunkett	Solo	▲ 5	
Bhret Bewley	3	2	1	3	-	3	-	-	-	-	2	1	-	-	2	1	-	-	-	8/17	vs. San Antonio	E. Bencomo	2-Run	▼ 7	1
Ryan Grotjohn	2	2	-	2	-	-	1	1	-	2	-	-	-	1	1	-	-	1	-	6/5	vs. Corpus Christi	J. Sprinkle	2-Run	▼ 8	
Tyler Cropley	1	1	-	-	1	-	-	1	1	-	-	-	1	-	1	-	-	-	-	7/4	vs. Tulsa	A. Gamboa	Solo	▼ 6	42
	129	55	74	99	30	49	45	35	10	33	67	38	18	6	42	43	7	16	21						

INNING DISTRIBUTION

1st Inning	2nd Inning	3rd Inning	4th Inning	5th Inning	6th Inning	7th Inning	8th Inning	9th Inning	10th Inning	11th Inning
11	21	22	15	13	9	12	16	8	1	1

NOTABLE NATURALS HOME RUNS

BACK-TO-BACK HOMERS (3)		2-HOMER GAMES (5)		3-HOMER GAMES (0)		GRAND SLAMS (6)	
PLAYERS	DATE/OPPONENT (INN.)	PLAYER (CAREER NO.)	DATE/OPPONENT	PLAYER (CAREER NO.)	DATE/OPPONENT	PLAYER (CAREER NO.)	DATE/OPPONENT (INN.)
Bhret Bewley & Tucker Bradley	5/5 @ Springfield (6th)	Sebastian Rivero (1st)	4/27 vs. Amarillo			Nick Loftin (2nd)	4/22 @ Frisco (2nd)
Nick Loftin & Tyler Gentry	6/29 @ Amarillo (1st)	Seuly Matias (9th)	6/28 @ Amarillo			Tucker Bradley (1st)	4/23 @ Frisco (5th)
CJ Alexander & Jake Means	7/16 @ Corpus Christi (2nd)	Tyler Gentry (2nd)	6/29 @ Amarillo			Tucker Bradley (2nd)	5/13 vs. Wichita (5th)
		Robbie Glendinning (1st)	7/3 @ Amarillo			Michael Massey (2nd)	5/24 @ Midland (7th)
		CJ Alexander (5th)	8/11 @ Arkansas			John Rave (2nd)	6/28 @ Amarillo (1st)
						Robbie Glendinning (2nd)	7/17 @ Corpus Christi (8th)

LEADOFF HOMERS (1)		INSIDE-THE PARK HOMERS (0)		PINCH-HIT HOMERS (0)		WALK-OFF HOMERS (1)	
PLAYER (CAREER NO.)	DATE/OPPONENT	PLAYER (CAREER NO.)	DATE/OPPONENT (INN.)	PLAYER (CAREER NO.)	DATE/OPPONENT (INN.)	PLAYER (CAREER NO.)	DATE/OPPONENT
Maikel Garcia (2nd)	6/17 vs. Arkansas					Seuly Matias	6/4 vs. Corpus Christi

HOME RUN SITUATION	# OF	DATE OF LAST	BATTER ('22 HR #)	PITCHER	COUNT	RUNNERS ON	OUTS	INNING	SCORE @ HR	FINAL
GO-AHEAD HOME RUN	33	August 10 @ Arkansas	Tyler Gentry (11)	Stephen Kolek	2-2	0	0	▲ 5	4-3	W, 8-4
GAME-TYING HOME RUN	11	August 4 vs. Tulsa	Seuly Matias (14)	Alec Gamboa	1-2	2	1	▼ 3	3-3	L, 23-7

NOTABLE OPPOSING HOME RUNS

BACK-TO-BACK HOMERS (2)		2-HOMER GAMES (6)		3-HOMER GAMES (0)		GRAND SLAMS (5)	
PLAYERS	DATE/OPPONENT (INN.)	PLAYER (CAREER NO.)	DATE/OPPONENT	PLAYER (CAREER NO.)	DATE/OPPONENT	PLAYER	DATE/OPPONENT (INN.)
Leandro Cedeño & Jorge Barrosa	5/1 vs. Amarillo (8th)	Dio Arias (1st)	4/21 @ Frisco			Justin Foscue	4/21 @ Frisco (3rd)
Alex Isola & Andrew Bechtold	5/10 vs. Wichita (4th)	Leandro Cedeño (4th)	4/30 vs. Amarillo			Leandro Cedeño	6/30 @ Amarillo (8th)
		Andy Pages (8th)	6/7 @ Tulsa			Wilyer Abreu	7/14 @ Corpus Christi (8th)
		Joe Rizzo (3rd)	6/14 vs. Arkansas			Brandon Lewis	8/5 vs. Tulsa (8th)
		Cade Marlowe (3rd)	6/17 vs. Arkansas			Brandon Dixon	8/17 vs. San Antonio (2nd)
		Edouard Julien (2nd)	7/30 @ Wichita				

LEADOFF HOMERS (4)		INSIDE-THE PARK HOMERS (0)		PINCH-HIT HOMERS (0)		WALK-OFF HOMERS (0)	
PLAYER	DATE/OPPONENT	PLAYER	DATE/OPPONENT (INN.)	PLAYER	DATE/OPPONENT (INN.)	PLAYER	DATE/OPPONENT
Jonathan Ornelas	4/24 @ Frisco						
Jorge Barrosa	7/3 @ Amarillo						
Jonny DeLuca	7/6 vs. Tulsa						
Edouard Julien	7/30 @ Wichita						



AFTER-INNING RECORDS

	LEADING	TRAILING	TIED
AFTER 1 INNING	14 - 13	11 - 26	16 - 27
AFTER 2 INNINGS	19 - 12	13 - 36	10 - 16
AFTER 3 INNINGS	27 - 14	8 - 39	7 - 12
AFTER 4 INNINGS	26 - 12	7 - 43	9 - 10
AFTER 5 INNINGS	32 - 8	6 - 51	4 - 6
AFTER 6 INNINGS	34 - 9	4 - 52	4 - 4
AFTER 7 INNINGS	37 - 4	1 - 57	2 - 4
AFTER 8 INNINGS	37 - 0	1 - 60	2 - 5

NATURALS BIG INNINGS

DATE	INNING	RUNS
1. 6/28 @Tulsa	9th Inning	8
6/10 @Tulsa	7th Inning	8
4/12 vs. Wichita	1st Inning	8
4. 8/7 vs. Tulsa	4th Inning	7
6/18 vs. Arkansas	2nd Inning	7
4/27 vs. Amarillo	4th Inning	7
7. 8/17 vs. San Antonio	9th Inning	6
8/3 vs. Tulsa	3rd Inning	6
5/27 @Midland	2nd Inning	6
5/4 @Springfield	9th Inning	6

SCORE BY INNINGS

	1	2	3	4	5	6	7	8	9	10	11+	TOTAL
Naturals	69	67	105	70	74	38	86	55	66	7	4	641
Opponents	90	76	111	55	72	104	91	91	24	6	5	725
Difference	-21	-9	-6	15	2	-66	-5	-36	42	1	-1	-84

SCORE BY INNINGS V. SAN ANTONIO

	1	2	3	4	5	6	7	8	9	10	11+	TOTAL
Naturals	5	1	2	3	0	0	2	3	7	0	0	23
Missions	0	8	3	5	5	6	3	3	0	0	0	33
vs. SA Difference	5	-7	-1	-2	-5	-6	-1	0	7	0	0	-10

MULTI-RUN INNINGS

	2	3	4	5	6	7	8	9	10+	TOTAL
Naturals	71	48	24	6	4	3	3	-	-	159
Opponents	96	26	29	16	7	5	-	-	1	180

RECORD BY RUNS SCORED/ALLOWED

RUNS	0	1	2	3	4	5	6	7	8	9	10	11+
SCORED	0-4	0-8	0-10	2-12	3-12	2-8	3-3	6-3	7-0	7-1	3-1	12-3
ALLOWED	6-0	1-0	4-4	6-2	8-3	9-11	6-6	3-6	1-5	0-5	0-5	0-20

RECORD BY MARGIN OF VICTORY/DEFEAT

1 Run	2 Runs	3 Runs	4 Runs	5 Runs	6 Runs	7 Runs	8 Runs	9 Runs	10+ Runs
5 - 17	4 - 7	8 - 9	7 - 3	4 - 7	3 - 8	3 - 6	4 - 2	4 - 1	2 - 6

2022 WALK-OFF TRACKER

GAME #	DATE	OPPONENT	FINAL (INN.)	PLAYER	WINNING RUN	PITCHER	HOW	OUTS	COUNT
33	May 18	@ Arkansas	L, 7-5 (10)	Zach DeLoach	Jack Larsen	Walter Pennington	RBI single to right field	2	0-1
41	May 26	@ Midland	L, 2-1 (10)	Shane Selman	Logan Davidson	Zack Phillips	RBI single to right-center field	2	2-2
49	June 4	vs. Corpus Christi	W, 6-5 (10)	Seuly Matias	Seuly Matias	Devin Conn	2-run home run to left field	2	1-1
71	June 30	@ Amarillo	L, 5-4	Andy Yerzy	Tim Tawa	Yefri Del Rosario	Sacrifice fly to right field	2	0-1
75	July 4	vs. Tulsa	W, 7-6 (10)	Seuly Matias	John Rave	Guillermo Zuniga	RBI single to right-center field	0	1-2

Bold Indicates Naturals Walk-off

2022 NATURALS EJECTIONS (4)

DATE	INNING	WHO	WHY	UMPIRE
June 2 vs. Corpus Christi	▼ 7	Robbie Glendinning (1B)	Arguing	Steven Rios Jr. (HP)
June 3 vs. Corpus Christi	▼ 5	Michael Massey (DH)	Arguing	Mike Carroll (HP)
June 24 vs. Springfield	▼ 3	Seuly Matias (RF)	Arguing	Pete Talkington (HP)
July 17 @ Corpus Christi	▲ 3	Jake Means (2B)	Instigating	Ty Krauss (HP)

2022 NATURALS MONTH BY MONTH

HITTING

MONTH	AVG	G	AB	R	H	TB	2B	3B	HR	RBI	BB	IBB	SO	SB	CS	OBP	SLG	OPS	SAC	SF	HBP	GDP	LOB
APRIL	.261	20	690	126	180	291	37	4	22	112	97	1	183	32	5	.357	.422	.779	4	9	11	14	151
MAY	.285	25	892	160	254	406	53	6	29	151	94	3	222	31	7	.353	.455	.808	8	15	9	18	190
JUNE	.232	26	848	139	197	345	43	0	35	128	112	0	246	32	6	.335	.407	.742	4	7	22	16	175
JULY	.267	24	821	134	219	349	52	3	24	119	115	1	238	31	9	.360	.425	.785	5	11	11	17	190
AUGUST	.232	15	504	82	117	192	18	0	19	73	73	0	156	13	8	.335	.381	.716	0	6	8	2	114
SEPTEMBER																							
TOTAL	.258	110	3755	641	968	1584	203	13	129	583	491	5	1045	139	35	.349	.422	.771	21	48	61	67	820

PITCHING

MONTH	W	L	ERA	G	GS	CG	SHO	GF	HLD	SV	SVO	IP	H	R	ER	HR	HB	BB	SO	WP	BK	WHIP	AVG
APRIL	9	11	5.98	20	20	0	0	20	3	3	5	179.0	194	127	119	25	11	87	158	17	1	1.57	.276
MAY	13	12	4.43	25	25	0	2	25	4	3	6	219.1	197	120	108	25	12	123	249	9	1	1.46	.239
JUNE	10	16	6.17	26	26	1	3	25	2	2	4	227.2	242	174	156	33	17	136	248	11	6	1.66	.270
JULY	8	16	6.78	24	24	0	1	24	1	3	4	207.0	247	177	156	40	27	138	209	20	2	1.86	.294
AUGUST	4	11	7.75	15	15	0	0	15	1	2	4	130.0	153	127	112	18	13	92	128	17	2	1.88	.291
SEPTEMBER																							
TOTAL	44	66	6.08	110	110	1	6	109	11	13	23	963.0	1033	725	651	141	80	576	992	74	12	1.67	.273

MONTH	
April	9-11
May	13-12
June	10-16
July	8-16
August	4-11
September	
OPPONENT	
vs. Amarillo	5-7
vs. Arkansas	6-12
vs. Corpus Christi	4-8
vs. Frisco	4-2
vs. Midland	4-2
vs. San Antonio	0-3
vs. Springfield	5-13
vs. Tulsa	10-8
vs. Wichita	6-11
PITCHING	
vs. Left-Handed Starter	10-7
vs. Right-Handed Starter	33-49
WITH Left-Handed Starter	35-35
WITH Right-Handed Starter	9-31
0-5 strikeouts	2-9
6-10 strikeouts	25-41
11+ strikeouts	17-16
SCORING	
1-Run Games	5-17
2-Run Games	4-7
3-4-Run Games	16-12
5+ Run Games	19-29
Extra Innings	3-4
Shutouts	6-4
Doubleheaders	2-0 (1 Sweep)
Scoring 0-2 Runs	0-22
3-5 Runs	7-32
6-9 Runs	23-7
10+ Runs	14-5
Opponent 0-2 Runs	11-3
3-5 Runs	23-17
6-9 Runs	10-21
10+ Runs	0-25
Scored in 1st Inning	17-16
Opponent scored in 1st	14-30
Scores first	28-21
Opponent scores first	16-45
HITTING	
Naturals 0-5 hits	3-20
6-9 hits	11-31
10+ hits	30-15
Opponent 0-5 hits	12-2
6-9 hits	21-22
10+ hits	11-42
Hit 0 home runs	8-28
1 home run	14-23
2 home runs	14-8
3+ home runs	8-7
Opponent hit 0 home runs	17-14
1 home run	15-23
2 home runs	9-16
3+ home runs	3-13
Out-hit opponent	37-11
Out-hit by opponent	3-52
Hits are tied	4-3
Leave 0-5 runners on base	9-15
6-9 on base	25-38
10+ on base	10-131
Opponent leaves 0-5 runners on base	9-10
6-9 on base	23-34
10+ on base	12-22
Steals 0 bases	6-32
1 base	16-22
2+ bases	22-12
FIELDING	
Made 0 errors	28-24
1 error	10-18
2 errors	6-18
3+ errors	0-6
Opponent made 0 errors	11-27
1 error	20-22
2 errors	9-12
3+ errors	4-5

TEAM HIGHS

LONGEST WIN STREAK	4 Games	May 21-22, 24-25
LONGEST LOSING STREAK	7 Games	Last: August 11-18
LONGEST HOME WINNING STREAK	2 Games (5x)	Last: August 2-3
LONGEST HOME LOSING STREAK	6 Games	June 21-26
LONGEST ROAD WINNING STREAK	4 Games	Last: May 21-22, 24-25
LONGEST ROAD LOSING STREAK	4 Games (3x)	August 11-14
LARGEST MARGIN OF VICTORY	14 Runs	June 28 @ Amarillo, 20-6 W
LARGEST MARGIN OF DEFEAT	16 Runs	August 4 vs. Tulsa, 23-7 L
LONGEST GAME, INNINGS	11 Innings	April 26 vs. Amarillo, 6-5 L
LONGEST GAME, TIME	3:55	April 8 @ Springfield, 11-8 W
LONGEST 9-INNING GAME, TIME (PRE-PITCH CLOCK)	3:55	April 8 @ Springfield, 11-8 W
LONGEST 9-INNING GAME, TIME (POST-PITCH CLOCK)	3:45	August 4 vs. Tulsa, 23-7 L
SHORTEST 9-INNING GAME, TIME	1:58	May 29 @ Midland, 3-1 L
SHORTEST GAME, TIME	1:41	Game 2 - June 9 @ Tulsa, 3-0 W (7 Innings)
LARGEST COMEBACK WIN	4 Runs (4x)	Last: After the 3rd inning, May 28 @ Midland, 9-7 W (10)
LARGEST MARGIN OF LEAD SURRENDERED (LOSS)	7 Runs	After the end of the 2nd inning, August 5 vs. Tulsa, 12-9 L
MOST ERRORS, TEAM	5	June 16 vs. Arkansas, 18-3 L
MOST ERRORS, PLAYER	2 (2x)	Last: Maikel Garcia, June 16 vs. Arkansas, 18-3 L
LARGEST CROWD, HOME	5,857	April 30 vs. Amarillo, 7-5 L
LARGEST CROWD, ROAD	7,977	ONEOK Field (Tulsa) June 10 @ Tulsa, 13-4 W
WARMEST FIRST PITCH	100°	July 26 @ Wichita, 9-3 L
COLDEST FIRST PITCH	42°	April 8 @ Springfield, 11-8 W

OFFENSIVE HIGHS

MOST RUNS SCORED, GAME	20	June 28 @ Amarillo, 20-6 W
MOST RUNS SCORED, INNING	8 (3x)	Last: 9th Inning, June 28 @ Amarillo, 20-6 W
MOST CONSECUTIVE INNINGS SCORED	7 (2x) *	Last: 1st through 7th Innings, May 25 @ Midland, 11-3 W
FEWEST HITS, GAME	0 ^	August 12 @ Arkansas, 6-0 L
MOST HITS, GAME	17 (4x)	June 28 @ Amarillo, 20-6 W
MOST DOUBLES, GAME	7	June 28 @ Amarillo, 20-6 W
MOST TRIPLES, GAME	1 (13x)	Last: July 31 @ Wichita, 5-3 L
MOST HOME RUNS, GAME	5	June 28 @ Amarillo, 20-6 W
MOST EXTRA-BASE HITS, GAME	12 *	7 Doubles + 5 Home Runs, June 28 @ Amarillo, 20-6 W
MOST RBI, GAME	20 ^	June 28 @ Amarillo, 20-6 W
MOST RUNNERS LOB, GAME	13	July 27 @ Wichita, 5-0 W
MOST TOTAL BASES, GAME	39	June 28 @ Amarillo, 20-6 W
MOST WALKS, GAME	13	August 5 vs. Tulsa, 12-9 L
MOST STRIKEOUTS, GAME	17	June 7 @ Tulsa, 5-2 L
FEWEST STRIKEOUTS, GAME	3 (3x)	Last: July 24 vs. Springfield, 11-4 L
MOST STOLEN BASES, GAME	6	July 6 vs. Tulsa, 12-4 W
MOST HIT BY PITCHES	4	June 19 vs. Arkansas, 4-0 W

INDIVIDUAL OFFENSIVE HIGHS

MOST RUNS, GAME	4 (5x) ^	Last: CJ Alexander, August 17 vs. San Antonio, 20-15 L
MOST HITS, GAME	4 (3x)	Last: Nick Loftin, July 15 @ Corpus Christi, 9-5 W
MOST DOUBLES, GAME	3, Nick Loftin ^	May 4 @ Springfield, 13-3 W
MOST TRIPLES, GAME	1 (13)	Last: CJ Alexander, July 31 @ Wichita, 5-3 L
MOST HOME RUNS, GAME	2 (5x)	Last: CJ Alexander, August 11 @ Arkansas, 6-4 L
MOST RBI, GAME	6 (2x)	Last: CJ Alexander, August 5 vs. Tulsa, 12-9 L
MOST WALKS, GAME	3 (13x)	Last: Robbie Glendinning, August 10 @ Arkansas, 8-4 W
MOST STRIKEOUTS, GAME	4 (4x)	Last: Logan Porter, July 7 vs. Tulsa, 3-0 L
MOST STOLEN BASES, GAME	3, Tucker Bradley	July 9 vs. Tulsa, 6-3 W
MOST HIT BY PITCHES, GAME	3, Tyler Croypley ^	June 19 vs. Arkansas, 4-0 W

PITCHING HIGHS

MOST RUNS ALLOWED, GAME	23	August 4 vs. Tulsa, 23-7 L
MOST RUNS ALLOWED, INNING	10	6th Inning, July 14 @ Corpus Christi, 16-3 L
FEWEST HITS ALLOWED, GAME	2	June 2 vs. Corpus Christi, 8-2 W
MOST HITS ALLOWED, GAME	21	August 4 vs. Tulsa, 23-7 L
FEWEST STRIKEOUTS, GAME	0 ^	April 10 @ Springfield, 10-5 L
MOST STRIKEOUTS, GAME	18	June 4 vs. Corpus Christi, 6-5 W (10)
FEWEST WALKS ALLOWED, GAME	0 (2x)	Last: June 11 @ Tulsa, 9-4 L
MOST WALKS ALLOWED, GAME	16 *	June 5 vs. Corpus Christi, 17-4 L
MOST HOME RUNS ALLOWED, GAME	5 (2x)	Last: August 4 vs. Tulsa, 23-7 L

INDIVIDUAL PITCHING HIGHS

MOST RUNS ALLOWED, GAME	9, Noah Murdock	July 16 @ Corpus Christi, 13-7 L
MOST EARNED RUNS ALLOWED, GAME	9, Noah Murdock	July 16 @ Corpus Christi, 13-7 L
FEWEST HITS ALLOWED, GAME (STARTER)	0 (2x)	Last: Asa Lacy (0.2 IP), July 15 @ Corpus Christi, 9-5 W
MOST HITS ALLOWED, GAME	10 (4x)	Last: Anthony Veneziano, August 5 vs. Tulsa, 12-9 L
MOST HOME RUNS ALLOWED, GAME	4	July 2 @ Amarillo, 13-12 L
MOST STRIKEOUTS	10 (5x)	Last: Anthony Veneziano, July 23 vs. Springfield, 7-4 L
MOST CONSECUTIVE STRIKEOUTS	8, Alec Marsh (2nd to 4th Innings) *	May 19 @ Arkansas, 5-0 L
MOST WALKS ALLOWED, GAME	6 (3x)	Last: Noah Murdock, July 26 @ Wichita, 9-3 L
MOST HIT BATTERS, GAME	4, Noah Murdock ^	July 26 @ Wichita, 9-3 L
MOST INNINGS PITCHED, STARTER	7.0 (4x)	Last: Ángel Zerpa, June 30 @ Amarillo, 5-4 L
MOST PITCHES THROWN, STARTER	101, Dante Biasi	July 17 @ Corpus Christi, 16-7 W
MOST INNINGS PITCHED, RELIEVER	4.2, Anthony Veneziano	May 14 vs. Wichita, 7-6 L
MOST PITCHES THROWN, RELIEVER	74, Dante Biasi	May 21 @ Arkansas, W, 11-4 (8)

^ Indicates All-Time Naturals Record Tied

* Indicates All-Time Naturals Record Set



LF

Tucker Bradley, 71 (29-42)
John Rave, 18 (9-9)
Tyler Gentry, 12 (2-10)
Ryan Grotjohn, 4 (1-3)
Nate Eaton, 3 (2-1)
Nick Loftin, 2 (2-0)

CF

Nick Loftin, 53 (20-33)
John Rave, 48 (21-27)
Diego Hernández, 5 (1-4)
Parker Bates, 2 (1-1)
Ryan Grotjohn, 1 (1-0)
Tucker Bradley, 1 (0-1)

RF

Seuly Matias, 60 (25-35)
Tyler Gentry, 23 (8-15)
John Rave, 11 (2-9)
Nate Eaton, 7 (3-4)
Tucker Bradley, 5 (3-2)
Ryan Grotjohn, 2 (2-0)
Parker Bates, 1 (0-1)
Diego Hernández, 1 (0-1)

SS

Maikel Garcia, 77 (31-46)
Morgan McCullough, 9 (2-7)
Angelo Castellano, 8 (1-7)
Nick Loftin, 6 (4-2)
Jake Means, 5 (3-2)
Ryan Grotjohn, 4 (2-2)
Nate Eaton, 1 (1-0)

2B

Michael Massey, 46 (25-21)
Nick Loftin, 19 (7-12)
Brhet Bewley, 19 (5-14)
Robbie Glendinning, 12 (3-9)
Jake Means, 5 (2-3)
Ryan Grotjohn, 5 (0-5)
Morgan McCullough, 4 (2-2)

3B

Jake Means, 52 (18-34)
Nate Eaton, 23 (10-13)
CJ Alexander, 10 (2-8)
Robbie Glendinning, 9 (5-4)
Logan Porter, 6 (3-3)
Brhet Bewley, 4 (4-0)
Nick Loftin, 3 (1-2)
Morgan McCullough, 2 (0-2)
Ryan Grotjohn, 1 (1-0)

SP

Anthony Veneziano, 20 (9-11)
Alec Marsh, 20 (4-16)
Dante Biasi, 15 (9-6)
Ángel Zerpa, 13 (5-8)
Drew Parrish, 10 (5-5)
Noah Murdock, 6 (1-5)
Andrew Hoffmann, 5 (1-4)
Jon Bowlan, 4 (1-3)
Will Klein, 3 (2-1)
Asa Lacy, 3 (2-1)
Marcelo Martinez, 3 (2-1)
Zack Phillips, 3 (2-1)
T.J. Sikkema, 3 (1-2)
Walter Pennington, 1 (0-1)

1B

Robbie Glendinning, 58 (24-34)
Logan Porter, 20 (6-14)
Jake Means, 18 (10-8)
CJ Alexander, 14 (4-10)

DH

Seuly Matias, 23 (9-14)
Logan Porter, 14 (4-10)
Robbie Glendinning, 13 (5-8)
Tucker Bradley, 12 (5-7)
Tyler Gentry, 12 (3-9)
Michael Massey, 8 (2-6)
Nick Loftin, 6 (5-1)
John Rave, 6 (4-2)
Brhet Bewley, 6 (1-5)
CJ Alexander, 3 (1-2)
Nate Eaton, 2 (2-0)
Jake Means, 2 (2-0)
Ryan Grotjohn, 2 (1-1)
Sebastian Rivero, 1 (0-1)

C

Sebastian Rivero, 39 (15-23)
Logan Porter, 35 (19-16)
Tyler Cropley, 21 (4-17)
Gavin Stupienski, 10 (5-5)
Luca Tresh, 5 (1-4)

1	2	3	4	5	6	7	8	9
Maikel Garcia, 76 (30-46) Tucker Bradley, 27 (11-16) Nick Loftin, 6 (4-2) Diego Hernández, 1 (1-0)	Nick Loftin, 77 (35-42) Tucker Bradley, 12 (3-9) Diego Hernández, 5 (1-4) John Rave, 5 (1-4) Tyler Gentry, 4 (1-3) Brhet Bewley, 3 (1-2) Nate Eaton, 2 (1-1) Maikel Garcia, 1 (1-0) Angelo Castellano, 1 (0-1)	Michael Massey, 54 (27-27) Tyler Gentry, 33 (11-22) Logan Porter, 8 (3-5) Nick Loftin, 5 (0-5) Robbie Glendinning, 4 (2-2) John Rave, 4 (1-3) CJ Alexander, 2 (0-2)	Robbie Glendinning, 40 (19-21) Seuly Matias, 32 (14-18) Logan Porter, 18 (8-10) CJ Alexander, 8 (2-6) Tyler Gentry, 7 (0-7) John Rave, 3 (1-2) Jake Means, 2 (0-2)	John Rave, 34 (19-15) Nate Eaton, 19 (7-12) Robbie Glendinning, 17 (6-11) Logan Porter, 15 (4-11) Sebastian Rivero, 9 (4-5) CJ Alexander, 5 (2-3) Tyler Gentry, 3 (1-2) Seuly Matias, 3 (1-2) Brhet Bewley, 2 (0-2) Tucker Bradley, 1 (1-0) Nick Loftin, 1 (0-1) Jake Means, 1 (0-1)	Seuly Matias, 33 (14-19) John Rave, 21 (7-14) Robbie Glendinning, 13 (4-9) Sebastian Rivero, 12 (5-7) Nate Eaton, 9 (6-3) Logan Porter, 8 (5-3) Jake Means, 4 (2-2) CJ Alexander, 4 (1-3) Luca Tresh, 2 (0-2) Brhet Bewley, 1 (1-0) Tucker Bradley, 1 (0-1) Ryan Grotjohn, 1 (0-1) Gavin Stupienski, 1 (0-1)	Robbie Glendinning, 16 (6-10) Logan Porter, 15 (6-9) Jake Means, 14 (4-10) Seuly Matias, 13 (4-9) Sebastian Rivero, 10 (3-7) CJ Alexander, 7 (2-5) Ryan Grotjohn, 7 (1-6) Gavin Stupienski, 6 (4-2) Nate Eaton, 5 (4-1) John Rave, 4 (3-1) Tucker Bradley, 4 (2-2) Brhet Bewley, 3 (2-1) Tyler Cropley, 3 (2-1) Luca Tresh, 3 (1-2)	Jake Means, 54 (24-30) Logan Porter, 11 (6-5) Brhet Bewley, 11 (5-6) Tyler Cropley, 10 (1-9) Sebastian Rivero, 7 (3-4) Morgan McCullough, 5 (0-5) Robbie Glendinning, 3 (1-2) Ryan Grotjohn, 3 (1-2) Gavin Stupienski, 3 (1-2) Seuly Matias, 2 (1-1) Angelo Castellano, 1 (1-0)	Tucker Bradley, 44 (21-23) John Rave, 12 (4-8) Morgan McCullough, 10 (4-6) Brhet Bewley, 9 (1-8) Ryan Grotjohn, 8 (5-3) Tyler Cropley, 8 (1-7) Jake Means, 7 (5-2) Angelo Castellano, 6 (0-6) Parker Bates, 3 (2-1) Sebastian Rivero, 2 (1-1) Nate Eaton, 1 (0-1)



PLAYER	GS	POSITION										BATTING ORDER																		
		C	1B	2B	3B	SS	LF	CF	RF	OF	DH	1ST	2ND	3RD	4TH	5TH	6TH	7TH	8TH	9TH										
Robbie Glendinning	93		59	12	9																13			4	40	17	13	16	3	
Nick Loftin	89			19	3	6	2	53														6	77	5		1				
Tucker Bradley	89						71	1	5	77												27	12			1	1	4	44	
Seuly Matias	83										60	60													32	3	33	13	2	
John Rave	83							18	48	11	77													5	4	3	34	21	4	12
Jake Means	82		18	5	52	5																			2	1	4	14	54	7
Maikel Garcia	77					77																76	1							
Logan Porter	75	35	20		6																			8	18	15	8	15	11	
Michael Massey	54			46																					54					
Tyler Gentry	47						12			23	35													4	33	7	3			
Sebastian Rivero	40	39														9	12	10	7	2										
Nate Eaton	36				23	1	3			7	10													2		19	9	5	1	
Brhet Bewley	29			19	4																			3		2	1	3	11	9
CJ Alexander	26		13		10																				2	8	5	4	7	
Tyler Cropley	21	21																										3	10	8
Ryan Grotjohn	19			5	1	4	4	1	2	7	2																1	7	3	8
Morgan McCullough	15			4	2	9																							5	10
Gavin Stupienski	10	10																									1	6	3	
Angelo Castellano	8				8																				1				1	6
Diego Hernández	6									5	1	6												1	5					
Luca Tresh	5	5																										2	3	
Parker Bates	3									2	1	3																		3

OUTFIELD ASSISTS (26)

TUCKER BRADLEY (6)	LF	5
	RF	1
NATE EATON (4)	LF	1
	RF	3
TYLER GENTRY (5)	LF	2
	RF	3
NICK LOFTIN (4)	CF	4
SEULY MATIAS (4)	RF	4
JOHN RAVE (3)	CF	3

OF LINEUP COMBOS

110 games, 109 unique lineup combinations used

MOST USED LINEUP (2x)

PLAYER	Pos.
1 Tucker Bradley	LF
2 Nick Loftin	CF
3 Tyler Gentry	RF
4 Robbie Glendinning	1B
5 Logan Porter	C
6 CJ Alexander	3B
7 Jake Means	2B
8 Brhet Bewley	DH
9 Morgan McCullough	SS

NATURALS POSITION PRODUCTION

	AVG	AB	H	TB	2B	3B	HR	RBI	BB	SO	OBP	SLG	OPS	SAC	SF	HBP	GIDP
C	.251	394	99	168	30	0	13	61	51	105	.352	.426	.778	1	3	12	7
1B	.270	408	110	191	24	0	19	82	53	139	.357	.468	.825	0	6	6	8
2B	.256	418	107	178	23	0	16	68	56	123	.344	.426	.770	3	8	4	8
3B	.216	403	87	143	23	3	9	59	54	123	.317	.355	.672	1	3	7	12
SS	.275	447	123	169	29	1	5	39	58	99	.360	.378	.738	3	2	2	8
LF	.283	414	117	168	23	2	8	54	58	95	.371	.406	.777	4	6	4	6
CF	.255	431	110	170	18	3	12	59	55	100	.345	.394	.739	5	4	6	12
RF	.269	416	112	220	18	3	28	93	46	132	.353	.529	.882	2	8	12	4
DH	.247	401	99	172	14	1	19	64	59	119	.350	.429	.779	2	6	8	2

NATURALS LINEUP PRODUCTION

	AVG	AB	H	TB	2B	3B	HR	RBI	BB	SO	OBP	SLG	OPS	SAC	SF	HBP	GIDP
1st	.292	466	136	196	37	1	7	48	61	94	.373	.421	.794	5	3	1	10
2nd	.268	447	120	176	18	1	12	57	57	78	.353	.394	.747	6	6	5	9
3rd	.293	437	128	213	25	0	20	91	55	114	.374	.487	.861	1	11	8	7
4th	.260	423	110	198	20	1	22	84	54	154	.351	.468	.819	0	7	9	10
5th	.225	417	94	166	20	2	16	68	52	106	.319	.398	.717	0	6	8	4
6th	.263	400	105	189	18	3	20	74	59	135	.366	.473	.839	2	3	8	6
7th	.257	397	102	172	21	2	15	64	49	129	.350	.433	.783	1	6	11	4
8th	.208	389	81	125	23	0	7	44	54	131	.315	.321	.636	2	1	7	10
9th	.243	379	92	149	21	3	10	53	50	104	.333	.393	.726	4	5	4	7



Table with columns: GM #, JUNE, OPPONENT, SCORE, RECORD, Pos./G+/-, WIN, LOSS, SAVE, TEMP., 1ST PITCH, TIME, ATT., HOME ATT., NATURALS (R, H, E, LO), OPPONENT (R, H, E, LO). Rows 69-71.

JUNE Hitting Results: .232/.335/.407 (197-for-848), 43 2B, 35 HR, 139 R, 112 BB, 32 SB // JUNE Pitching Results: 10-16, 6.17 ERA (156 ER in 227.2 IP), 2/4 SV, 242 H, 33 HR, 136 BB, 248 K, .270 AVG

Table with columns: GM #, JULY, OPPONENT, SCORE, RECORD, Pos./G+/-, WIN, LOSS, SAVE, TEMP., 1ST PITCH, TIME, ATT., HOME ATT., NATURALS (R, H, E, LO), OPPONENT (R, H, E, LO). Rows 72-95.

JULY Hitting Results: .267/.360/.425 (219-for-821), 52 2B, 24 HR, 134 R, 115 BB, 31 SB // JULY Pitching Results: 8-16, 6.78 ERA (156 ER in 207.0 IP), 3/4 SV, 247 H, 40 HR, 138 BB, 209 K, .294 AVG

Table with columns: GM #, AUGUST, OPPONENT, SCORE, RECORD, Pos./G+/-, WIN, LOSS, SAVE, TEMP., 1ST PITCH, TIME, ATT., HOME ATT., NATURALS (R, H, E, LO), OPPONENT (R, H, E, LO). Rows 96-121.

AUGUST Hitting Results: TBD // AUGUST Pitching Results: TBD

Table with columns: GM #, SEPTEMBER, OPPONENT, SCORE, RECORD, Pos./G+/-, WIN, LOSS, SAVE, TEMP., 1ST PITCH, TIME, ATT., HOME ATT., NATURALS (R, H, E, LO), OPPONENT (R, H, E, LO). Rows 122-137.

SEPTEMBER Hitting Results: TBD // SEPTEMBER Pitching Results: TBD
2ND HALF Hitting Results: TBD // 2ND HALF Pitching Results: TBD



THE LAST TIME THE NATURALS...

Table listing various baseball statistics for the Northwest Arkansas Naturals, such as 'THREW A PERFECT GAME', 'WON 11 GAMES IN A ROW', and 'HIT 7+ HOME RUNS IN A GAME'.

THE LAST TIME A NATURALS HITTER...

Table listing various baseball statistics for individual players, such as 'HAD 6 HITS IN ONE GAME', 'REACHED BASE 6 TIMES IN ONE GAME', and 'HIT 2+ HOME RUNS IN 5 STRAIGHT GAMES'.

THE LAST TIME A NATURALS PITCHER...

Table listing various baseball statistics for individual pitchers, such as 'THREW A 1-HITTER (9 INNINGS)', 'THREW A 9-INNING COMPLETE GAME SHUTOUT', and 'STRUCK OUT 13 IN A GAME'.