



GAME NOTES

NORTHWEST ARKANSAS NATURALS

3000 GENE GEORGE BLVD • SPRINGDALE, AR 72762 • PH: 479.927.4900 • FAX: 479.756.8088

WWW.NWANATURALS.COM /NATURALS NWANATURALS @NWANATURALS



NORTHWEST ARKANSAS NATURALS (1-0) @ SPRINGFIELD CARDINALS (0-1)

LHP Anthony Veneziano (0-0, 0.00 ERA) vs. RHP Dalton Roach (0-0, 0.00 ERA)

Saturday, April 9th, 2022 • 5:35 PM • Hammons Field • Springfield, Missouri

Game 2 of 138 • Road Record: 1-0 • Night Game Record: 0-0 • North Division Record: 1-0

Streak: W1 • Last 5: 1-0 • Last 10: 1-0 • Home Record: 0-0 • Day Game Record: 0-0 • South Division Record: 0-0

Listen: www.milb.com/northwest-arkansas/fans/audio-listen-live • Watch: MiLB.tv



UPCOMING GAMES & PITCHING PROBABLES

Saturday, April 9, 2022
Sunday, April 10, 2022
Tuesday, April 12, 2022

at Springfield
at Springfield
WICHITA

5:35 p.m. CT
1:35 p.m. CT
7:05 p.m. CT

LHP Anthony Veneziano (0-0, 0.00 ERA) vs. RHP Dalton Roach (0-0, 0.00 ERA)
LHP Angel Zepa (0-0, 0.00 ERA) vs. RHP Andre Pallante (0-0, 0.00 ERA)
LHP Asa Lacy (0-0, 0.00 ERA) vs. TBD

BY THE NUMBERS

(BOLD INDICATES DOUBLE-A LEADER, ITALICS INDICATES DOUBLE-A WORST)

N	300 (3rd)	< AVG	.229 (6th)	8.00 (8th)	ERA	> 7.00 (T-6th)
11 (T-2nd)	< R	8 (5th)	1.89 (T-6th)	< WHIP	2.22 (8th)	
12 (T-2nd)	H	> 8 (T-5th)	.229 (5th)	< AVG	.300 (8th)	
0 (T-8th)	HR	> 2 (T-2nd)	9.0 (T-1st)	< IP	9.0 (T-1st)	
8 (T-4th)	BB	> 9 (T-1st)	8 (T-5th)	< H	12 (T-8th)	
8 (T-2nd)	K	> 6 (1st)	8 (6th)	< R	11 (T-8th)	
3 (1st)	< SB	0 (T-5th)	2 (T-8th)	HR	> 0 (T-1st)	
417 (3rd)	< OBP	.400 (4th)	9 (T-8th)	BB	> 8 (T-4th)	
.350 (7th)	SLG	> .486 (3rd)	6 (10th)	K	> 8 (T-7th)	
.767 (5th)	OPS	> .886 (3rd)	0 (T-1st)	SHO	> 0 (T-1st)	

SERIES HISTORY

NWA ALL-TIME vs. Cardinals 215-192 (.528)
NWA ALL-TIME in Springdale 127-75 (.629)
NWA ALL-TIME in Springfield 88-117 (.429)

2022 vs. Cardinals 1-0 (1.000)
2022 in Springdale
2022 in Springfield 1-0 (1.000)

DATE	H/R	SCORE	WIN	LOSS	SAVE
4/8/22	R	W, 11-8	A. Sotillet	G. Black	-
4/9/22	R				
4/10/22	R				
5/3/22	R				
5/4/22	R				
5/5/22	R				
5/6/22	R				
5/7/22	R				
5/8/22	R				
6/21/22	H				
6/22/22	H				
6/23/22	H				
6/24/22	H				
6/25/22	H				
6/26/22	H				
7/22/22	H				
7/23/22	H				
7/24/22	H				
8/23/22	H				
8/24/22	H				
8/25/22	H				
8/26/22	H				
8/27/22	H				
8/28/22	H				

NATURALS PR DEPARTMENT • NATURALS@GMAIL.COM

Dustin Dethlefs – Director, Marketing & PR – dustin@nwanaturals.com
Nicholas Badders – Broadcaster/Media Relations/Baseball Ops – nicholas@nwanaturals.com
Adam Annarone – Creative Services Coordinator – adam@nwanaturals.com
Kelsey Chanler – Marketing and Creative Services Assistant – kelsey@nwanaturals.com

NATURALS RALLY FOR 7 RUNS IN FINAL 3 INNINGS

	1	2	3	4	5	6	7	8	9	R	H	E	LO
NW Arkansas	2	0	0	0	2	0	4	2	1	11	12	0	10
Springfield	0	2	1	1	1	3	0	0	0	8	8	4	10

Win: Sotillet (1-0)

Loss: Black (0-1)

Save: None

Despite scoring two runs in the first, the Naturals fell down by four runs at the end of the sixth inning. However, the Naturals scored seven unanswered runs over the final three innings to pull away with the Opening Night win, 11-8 over the Cardinals.

- **Andres Sotillet** earned the season-opening win. He took over for Jonah Dipoto in the seventh inning, inheriting a two-on, one-out jam, but retired eight consecutive batters (all eight he faced) to end the game and secure the win for the Naturals.
- **Maikel Garcia** reached base four times in six plate appearances out of the leadoff spot, scoring every time he reached base. Four runs scored is tied for the most in a single-game in Naturals history, the 19th time it has happened.
- Garcia, **Seuly Matias**, **Nate Eaton** and **John Rave** each recorded two-hit games, with Matias and **Sebastian Rivero** each doubling and Matias driving in three runs.
- The Naturals stole three bases, coming from Eaton, **Jake Means** and Garcia.
- At 3 hours and 55 minutes, last night's game was the longest season opener in Naturals history, topping 3 hours and 34 minutes on April 4, 2013 at Midland. 42 degrees was also the coldest Opening Day first pitch temperature in Naturals and colder than any games the Naturals played last season.

NATURALS HITTING LEADERS

GAMES	10 Tied (1)
AT-BATS	Michael Massey (6)
RUNS	Maikel Garcia (4)
HITS	4 Tied (2)
TOTAL BASES	Seuly Matias (3)
DOUBLES	Matias & Rivero (1)
TRIPLES	
HOME RUNS	
RUNS BATTED IN	Seuly Matias (3)
WALKS	Garcia & Rivero (2)
STRIKEOUTS	3 Tied (2)
STOLEN BASES	3 Tied (1)
BATTING AVERAGE	Eaton & Garcia (.500)
ON-BASE %	Maikel Garcia (.667)
SLUGGING %	Sebastian Rivero (.667)
OPS	Sebastian Rivero (1.267)

* INDICATES LEAGUE LEADER // ^ INDICATES DOUBLE-A LEADER

NATURALS PITCHING LEADERS

WINS	Andres Sotillet (1)
LOSSES	
ERA	Andres Sotillet (0.00)
GAMES	4 Tied (1)
STARTS	Drew Parrish (1)
COMPLETE GAMES	
SHUTOUTS	
GAMES FINISHED	Andres Sotillet (1)
SAVES	
INNINGS	Drew Parrish (3.0)
HITS	Drew Parrish (4)
RUNS	Christian Cosby (4)
EARNED RUNS	Christian Cosby (4)
HOME RUNS	Parrish & Cosby (1)
HIT BATTERS	Christian Cosby (1)
WALKS	Jonah Dipoto (4)
STRIKEOUTS	Drew Parrish (3)

THIS DAY IN NATURALS HISTORY

The Naturals are 2-8 all-time when playing on April 8

On April 9th, 2011, the Northwest Arkansas Naturals walked off for the second consecutive game, beating the San Antonio Missions 6-5 in nine innings at Arvest Ballpark. Runs were scored by one of the two teams in eight of the game's nine innings and 10 of 18 half-innings. The two teams combined for 26 hits, eight of the nine Natural starters recorded hits and five had two-hit games. The game ended on a **Mario Lison** home run to left center field, four pitches into the bottom of the ninth, the fourth walk-off homer in Naturals history.

HOME/AWAY

Home Games
Away Games 1-0

TIME OF DAY

Night Games 1-0
Day Games

MONTH

April 1-0
May
June
July
August
September

OPPONENT

vs. Amarillo
vs. Arkansas
vs. Corpus Christi
vs. Frisco
vs. Midland
vs. San Antonio
vs. Springfield 1-0
vs. Tulsa
vs. Wichita

DAY OF THE WEEK

on Monday
on Tuesday
on Wednesday
on Thursday
on Friday 1-0
on Saturday
on Sunday

THIS ROAD TRIP

Record 1-0
Team Batting Average 300
Home Runs 0
Runs/Runs Per Game 11
Team ERA 8.00
Strikeouts 6
Saves/Opportunities 0/0

THIS WEEK IN NATURALS BASEBALL

MONDAY	TUESDAY	WEDNESDAY	THURSDAY	FRIDAY	SATURDAY	SUNDAY
4/4	4/5	4/6	4/7	4/8 @ Springfield W, 11-8	4/9 @ Springfield 5:35 PM	4/10 @ Springfield 1:35 PM



THE CHAMPS ARE HERE!

Of the 28-man roster the Naturals rolled out for the Double-A Central Championship Series in 2021, seven players are on the Naturals' 2022 Opening Day Roster, with a total of 10 returning players with the Naturals this season.

- Pitchers **Yefri Del Rosario**, **Drew Parrish**, **Andrés Sotillet**, **Stephen Woods Jr.** and **Angel Zerpa** were all a part of the championship celebration last year, as was catcher **Tyler Cropley** and outfielder **Seuly Matias**.
- Additionally, **Holden Capps** was on the Naturals' championship Series roster, while **Gavin Stupiensi** and **Alec Marsh** both played for the Naturals in 2021.
- Parrish started Game 3 of the Double-A Central Championship Series in Wichita, the last game the Naturals played ... he will start today at Springfield as well in the season opener.

STAR-STUDED ROTATION

All five of the Naturals starting pitchers to open the season are consensus top prospects in the Royals' organization, with all five listed in MLB Pipeline's Top-30 rankings for Kansas City.

- LHP **Drew Parrish** started Friday, April 8th for the Naturals ... MLB Pipeline lists him at No. 30 in the system, while *Baseball America* has him at No. 38.
- LHP **Anthony Veneziano** starts Saturday, April 9th for the Naturals ... MLB Pipeline lists him at No. 18 in the system, while *Baseball America* has him at No. 21.
- LHP **Angel Zerpa** will start Sunday, April 10th for the Naturals ... MLB Pipeline lists him at No. 14 in the system, while *Baseball America* has him at No. 21.
- LHP **Asa Lacy** will start Tuesday, April 12th for the Naturals ... MLB Pipeline lists him No. 72 overall in baseball, No. 4 in the system and the No. 5 left-handed pitching prospect, while *Baseball America* has him at No. 2 in the Royals' minor league system, the No. 4 left-handed pitching prospect.
- RHP **Alec Marsh** will start Wednesday, April 13th for the Naturals ... MLB Pipeline lists him at No. 13 in the system, while *Baseball America* has him at No. 11.

FOLLOW THE LEADER

Manager Chris Widger enters his first season at the helm of the Naturals, after previous stops in Burlington (2019) and Quad Cities (A+) managing Royals affiliates.

- 19 of the Naturals' 28 active players played for Widger with the Quad Cities River Bandits last season.
- 10 of the Naturals' 28 active players played under Widger with the Burlington Royals, as well as in Quad Cities and now in Northwest Arkansas: Dante Biasi, Jonah Dipoto, Maikel Garcia, Michael Massey, Jake Means, Drew Parrish, Zack Phillips, Logan Porter, John Rave and Angel Zerpa.

OPENING DAY HISTORY

2022 marked the 14th Opening Day for the Northwest Arkansas Naturals.

- The Naturals are now 7-7 all-time on Opening Day with last night's win, bringing the club's Opening Day Winning percentage to .500.
- The Naturals have won FOUR consecutive season openers: April 5, 2018 @ Corpus Christi (5-4 W); April 4, 2019 vs. Springfield (5-1 W); May 4, 2021 @ Arkansas (7-4 W) and April 8, 2022 @ Springfield (11-8 W).
- 2022 marked just the second time the Naturals have opened up against the Cardinals, the last being at home in 2019.
- The Naturals are opening on the road for the second straight season and seventh time in 14 Opening Day games.
- Last year on Opening Day, catcher **MJ Melendez** became just the second Natural to homer twice in the season opener, while **Dairon Blanco** became the first to draw three walks, while he and Brewer Hicklen each stole two bases in North Little Rock.

BOBBY BASEBALL DEBUTS

Yesterday, infielder **Bobby Witt Jr.** made his Major League debut for the Kansas City Royals, the 110th Naturals alum to reach the Majors.

- Witt is one of 16 former Naturals on the Royals' 28-man Opening Day roster, one of 14 that has made their MLB debut after playing in Northwest Arkansas.
- Right-handed pitcher **Collin Snider** and 2021 Naturals reliever will likely be the 111th Natural to make his big league debut, as he cracked the opening day roster for Kansas City but did not pitch Thursday.
- The full list of former Naturals on the Royals' active roster is: Scott Barlow, Jake Brentz, Dylan Coleman, Hunter Dozier, Cam Gallagher, Jackson Kowar, Nicky Lopez, Whit Merrifield, Adalberto Mondesi, Ryan O'Hearn, Salvador Perez, Brady Singer, Collin Snider, Gabe Speier, Josh Staumont, Bobby Witt Jr ... note that Barlow pitched in MLB before he played for the Naturals and Snider has not yet debuted.

FALL LEAGUE PHENOMS

The Kansas City Royals sent nine players to the Arizona Fall League in 2021 to play for the Surprise Saguaros ... of those nine, seven are on the Naturals roster.

- **Zach Haake** pitched in six games (five starts) and went 1-1 with a 6.61 ERA (12 ER in 16.1 IP) and 14 strikeouts ... **Asa Lacy** made four starts and went 2-0 with a 2.35 ERA (2 ER in 7.2 IP) and 15 strikeouts ... **Alec Marsh** made one start and went 1-0 with a 27.00 ERA (4 ER in 1.1 IP) and three strikeouts ... **Stephen Woods Jr.** pitched in 10 games (one start) and went 0-0 with a 4.67 ERA (9 ER in 17.1 IP) with 17 strikeouts.
- **Nate Eaton** played in 20 games, hitting .317 (26-for-82) with a .815 OPS and 13 runs batted in, he finished fourth on the team with 38 total bases ... **Seuly Matias** played in 22 games, hitting .188 (15-for-80) with a .712 OPS, six home runs and 20 runs batted in, both of which were tied for the team lead ... **Jake Means** played in 19 games, hitting .171 (12-for-70) with a .515 OPS and five runs batted in.

NUMERICAL QUICK ROSTER

#	PLAYER	POS	B/T
1	Rave, John	OF	L/L
2	Cropley, Tyler	C	R/R
3	Rivero, Sebastian	C	R/R
4	Grotjohn, Ryan	INF/OF	L/R
7	Garcia, Maikel	INF	R/R
9	Means, Jake	INF	R/R
11	Porter, Logan	C	R/R
12	Bradley, Tucker	OF	L/L
13	Loftin, Nick	INF/OF	R/R
14	Capps, Holden (DEV)	LHP	R/L
15	Marsh, Alec	RHP	R/R
16	Glendinning, Robbie	INF	R/R
17	Phillips, Zack	LHP	L/L
19	Eaton, Nathan	INF/OF	R/R
21	Lacy, Asa	LHP	L/L
22	Woods Jr., Stephen	RHP	R/R
25	Matias, Seuly	OF	R/R
26	Massey, Michael	INF	L/R
28	Parrish, Drew	LHP	L/L
29	Willeman, Zach	RHP	R/R
32	Veneziano, Anthony	LHP	L/L
34	Cosby, Christian	RHP	R/R
35	Webb, Nathan	RHP	R/R
38	Biasi, Dante	LHP	L/L
39	Sotillet, Andres	RHP	R/R
41	Haake, Zach	RHP	R/R
44	Stupiensi, Gavin (DEV)	INF/C	L/R
45	Del Rosario, Yefri	RHP	R/R
53	Zerpa, Angel	LHP	L/L
55	Dipoto, Jonah	RHP	R/R

ALPHABETICAL QUICK ROSTER

#	PLAYER	POS	B/T
38	Biasi, Dante	LHP	L/L
12	Bradley, Tucker	OF	L/L
14	Capps, Holden (DEV)	LHP	R/L
34	Cosby, Christian	RHP	R/R
2	Cropley, Tyler	C	R/R
45	Del Rosario, Yefri	RHP	R/R
55	Dipoto, Jonah	RHP	R/R
19	Eaton, Nathan	INF/OF	R/R
7	Garcia, Maikel	INF	R/R
16	Glendinning, Robbie	INF	R/R
4	Grotjohn, Ryan	INF/OF	L/R
41	Haake, Zach	RHP	R/R
21	Lacy, Asa	LHP	L/L
13	Loftin, Nick	INF/OF	R/R
15	Marsh, Alec	RHP	R/R
26	Massey, Michael	INF	L/R
25	Matias, Seuly	OF	R/R
9	Means, Jake	INF	R/R
28	Parrish, Drew	LHP	L/L
17	Phillips, Zack	LHP	L/L
11	Porter, Logan	C	R/R
1	Rave, John	OF	L/L
3	Rivero, Sebastian	C	R/R
39	Sotillet, Andres	RHP	R/R
44	Stupiensi, Gavin (DEV)	INF/C	L/R
32	Veneziano, Anthony	LHP	L/L
35	Webb, Nathan	RHP	R/R
29	Willeman, Zach	RHP	R/R
22	Woods Jr., Stephen	RHP	R/R
53	Zerpa, Angel	LHP	L/L

BATTING

LEFTIES	5
RIGHTIES	9
SWITCH	0

PITCHING

LEFTIES	9
RIGHTIES	7

PRO-NUN-SEE-AY-SHUNS

2 TYLER CROPLEY (crop-lee)

21 ASA LACY (AY-suh)

39 ÁNDRES SOTILLET (ahn-DRACE soh-tee-YAY)

55 JONAH DIPOTO (dih-POH-to)

4 RYAN GROTJOHN (GROET-john)

29 ZACH WILLEMAN (will-eh-men)

41 ZACH HAAKE (hockey)

BENCH COACH 23: MIKE JIRSCHLE (jursh-LEE)

7 MAIKEL GARCIA (my-KELL gar-SEE-uh)

32 ANTHONY VENEZIANO (va-nee-z-ee-ah-no)

45 YEFRI DEL ROSARIO (Jeffry)

25 SEULY MATIAS (soo-lee mah-TÉE-as)

38 DANTE BIASI (bee-AH-zee)

53 ANGEL ZERPA (AHN-hel SAIR-pah)



NATURALS HARDWARE SHELF

Players of the Month

TBD

Pitchers of the Month

TBD

Players of the Week

TBD

Pitchers of the Week

TBD

ROYALS MONTHLY AWARDS (DOUBLE-A)

	NWA Naturals Player of the Month	NWA Naturals Pitcher of the Month
APRIL		
MAY		
JUNE		
JULY		
AUGUST		

QUICK FACTS

Founded	2008
Colors	Navy Blue, Burgundy, Gold and White
League	Texas League (Since 2008)
Ownership	Rich Entertainment Group
General Manager	Justin Cole (9th Season)
Home Ballpark (Capacity)	Arvest Ballpark (7,350, 6,500 seats)
Dimensions	LF - 327 LCF - 377 CF - 400 RCF - 378 RF - 325
Wall Heights	LF-LCF : 9 feet CF : 11 feet RCF-RF : 9 feet










ROSTER BREAKDOWN

Age 20.....	0	Native of Australia.....	1
Age 21.....	0	Native of Dominican Republic.....	2
Age 22.....	4	Native of United States.....	23
Age 23.....	6	Native of Venezuela.....	4
Age 24.....	6	Acquired via Free Agency.....	12
Age 25.....	6	(International F.A.).....	5 (MiLB F.A.).....7
Age 26.....	6	Acquired via Trade.....	2
Age 27.....	1	Acquired via First Year Player Draft.....	16
Age 28.....	1	(High School).....	1 (Rounds 1-5).....5
Age 29.....	0	(2nd Year/College).....	0 (Rounds 6-10).....5
Average Age.....	24 Years 134 Days	(3rd Year/College).....	12 (Rounds 11-20).....1
Median Age.....	24	(4th+ Year/College).....	3 (Rounds 21-40).....5

ROYALS TOP-30 PROSPECTS (RANKING ACCORDING TO MLB PIPELINE)

#	PLAYERS (POSITION)	OVERALL RANKING	BASEBALL AMERICA RANKING
4	Asa Lacy (LHP)	72nd Overall /4th LHP	Royals 2nd
6	Nick Loftin (OF)		Royals 12 th
13	Alec Marsh (RHP)		Royals 11 th
14	Angel Zerpa (LHP)		Royals 20 th
18	Anthony Veneziano (LHP)		Royals 21 st
22	Maikel Garcia (SS)		Royals 28 th
24	Michael Massey (2B)		Royals 15 th
30	Drew Parrish (LHP)		Royals 38 th
—	Nate Webb (RHP)		Royals 26 th
—	Zach Haake (LHP)		Royals 27 th
—	Seuly Matias (OF)		Royals 31 st
—	Nate Eaton (3B/OF)		Royals 35 th

UNIFORM RECORDS

					
Navy/Red	Red	White/Navy	Los Naturales	Growlin' Chickens	Fauxback
Home: 0-0	Home: 0-0	Home: 0-0	Home: 0-0	Home: 0-0	Home: 0-0
Road: 1-0	Road: 0-0	Road: 0-0	Road: 0-0	Road: 0-0	Road: 0-0
					
White	Grey	Navy	Los Naturales	Growlin' Chickens	Fauxback
Home: 0-0	Home: 0-0	Home: 0-0	Home: 0-0	Home: 0-0	Home: 0-0
Road: 0-0	Road: 1-0	Road: 0-0	Road: 0-0	Road: 0-0	Road: 0-0
HOME UNIFORM COMBINATIONS			ROAD UNIFORM COMBINATIONS		
Navy/Red Hat & White Jersey: 0-0			Navy/Red Hat & Grey Jersey: 1-0		
White Hat & White Jersey: 0-0			Navy/Red Hat & Navy Jersey: 0-0		
White Hat & Navy Jersey: 0-0			Red Hat & Grey Jersey: 0-0		
Red Hat & White Jersey: 0-0			Red Hat & Navy Jersey: 0-0		
Red Hat & Navy Jersey: 0-0					
Specialty/Theme Uniforms: 2-2					

NATURALS IN-SEASON BIRTHDAYS

APRIL (2)4/14 – Jake Means (26)
4/25 – Ryan Grotjohn (27)**MAY (2)**5/6 – Tucker Bradley (24)
5/14 – Alec Marsh (24)**JUNE (2)**6/2 – Asa Lacy (23)
6/10 – Stephen Woods Jr. (27)**JULY (2)**7/11 – Zack Phillips (24)
7/12 – Logan Porter (27)**AUGUST (1)**

8/20 – Nathan Webb (25)

SEPTEMBER (6)9/1 – Anthony Veneziano (25)
9/3 – Jonah Dipoto (26)
9/4 – Seuly Matias (24)
9/23 – Yefri Del Rosario (23)
9/25 – Nick Loftin (24)
9/27 – Angel Zerpa (23)



NATURALS TRANSACTIONS

2022 BREAKING ROSTER

Pitchers (16): LHP Dante Biasi, LHP Holden Capps, RHP Christian Cosby, RHP Yefri Del Rosario, RHP Jonah Dipoto, RHP Zach Haake, LHP Asa Lacy, RHP Alec Marsh, LHP Drew Parrish, LHP Zack Phillips, RHP Andrés Sotillet, LHP Anthony Veneziano, RHP Nathan Webb, RHP Zach Willeman, RHP Stephen Woods Jr. and LHP Angel Zerpa.

Catchers (3): Tyler Cropley, Sebastian Rivero, Logan Porter

Infielders (7): Nathan Eaton, Maikel Garcia, Robbie Glendinning, Ryan Grotjohn, Michael Massey, Jake Means, Gavin Stupienski

Outfielders (4): Tucker Bradley, Nick Loftin, Seuly Matias, John Rave

4/4 Kansas City Royals announce Breaking Roster

4/8 LHP **Holden Capps** placed on the development list

INF **Gavin Stupienski** placed on the development list



#36 CHRIS WIDGER • MANAGER

- Chris Widger will manage the Naturals after guiding the River Bandits to a High-A Central championship in their first season as a Kansas City affiliate in 2021. In doing so, he was named the Minor League Manager of the Year by *Baseball America* following the 2021 season.
- 2022 marks Widger's seventh year in the Royals' organization, as he was slated to manage Advanced-A Wilmington in 2020 and led Burlington to the Appalachian League Championship Series in his first season as Manager in 2019. Prior to that, he was Wilmington's Bench Coach from 2016-18.
- Before joining the Royals organization, he managed the Independent League Camden Riversharks in 2015 and was their Pitching Coach from 2012-14.
- A third-round pick by Seattle in the 1992 Draft, Widger played in parts of 10 seasons in the Majors with the Mariners (1995-96, 2000), Expos (1997-2000), Yankees (2002), Cardinals (2003), White Sox (2005-06) and Orioles (2006), winning a World Series with Chicago in 2005.
- Widger and his wife, Whitney, reside in Pennsville, N.J., with their children: C.J., Ashlynn and Skylar.



#43 DERRICK LEWIS • PITCHING COACH

- Derrick Lewis is in his third season with the Royals' organization and second as pitching coach at Northwest Arkansas.
- He spent the previous 16 seasons in the Atlanta Braves' organization, the first 14 as a Minor League pitching coach and the last two as the Pitching Coordinator.
- Pitching coach timeline: 2004-07: GCL Braves (Gulf Coast League, RK)... 2008-10: Danville Braves (Appalachian League, RK)... 2011-13: Rome Braves (South Atlantic League, A)... 2014: Lynchburg Hillcats (Carolina League, A+)... 2015-2016: Carolina Mudcats (Carolina League, A+)... 2017: Mississippi Braves (Southern League, AA)
- He played seven seasons in the Braves' organization from 1997-2003, after being selected in the 20th round of the 1997 draft.
- Lewis and his wife, Roslyn, reside in Charlotte, North Carolina, with their daughter, Skye and Son, Lake.



#6 ABRAHAM NÚÑEZ • HITTING COACH

- Abraham Núñez enters his fourth season as Northwest Arkansas' hitting coach after serving in the same capacity with High-A Wilmington (2015-2018), Class-A Lexington (2014), Rookie Advanced Burlington (2013) and the Dominican Royals (2012).
- Núñez played for parts of 12 seasons in the Majors with the Pirates (1997-2004), Cardinals (2005), Phillies (2006-2007) and Mets (2008). A switch-hitter, he owns a career average of .242 as a utility infielder in the big leagues, primarily playing third base, but could play all four infield positions.
- His best season came in 2005 when he batted .285 in 139 games for the National League Champion St. Louis Cardinals.
- Lifetime .346 (9-for-28) hitter in the postseason, including the 2005 National League Championship Series with St. Louis when he hit .385, though did not play in the World Series.
- Born in Santo Domingo, Dominican Republic, he now resides in Hudson, Massachusetts.



#27 CHRISTIAN COLÓN • ASSISTANT HITTING COACH

- Christian Colón returns to the organization as the Naturals Assistant Hitting Coach in 2022, following a 12-year professional career.
- He was the Royals first-round pick in the 2010 MLB Draft, scored the winning run in the 2014 AL Wild Card game and had the game-winning hit in the title-clinching Game 5 of the 2015 World Series.
- After being drafted in 2010, Colón ascended to Northwest Arkansas by 2011 and between 2011, 2012 and 2014, played 202 games for the Naturals ... In 2011, Colón led the Texas League in sacrifices (21), while leading the team in at-bats (491) and hits (126). His 21 sacrifices that season are the most a Naturals player has ever recorded in a single season, while 28 overall are tied for the club record.
- During his playing career, he made stops in Miami (2017) and Cincinnati (2019-20) ... spent 2021 with the Rich Baseball-owned Buffalo Bisons (Triple-A, Toronto) before announcing his retirement.
- He also played in parts of four seasons in the Puerto Rican Winter League.
- Christian lives in Cave Springs, Ark. (15 minutes North of Arvest Ballpark) with his wife, Kayla, and three daughters, Marley, Mia and Lucy.



#23 MIKE JIRSCHLE • BENCH COACH

- Mike Jirschle enters his first season as the Bench Coach for Northwest Arkansas after spending last season in the same role for Manager Chris Widger in Quad Cities.
- He served as a Special Assistant to the General Manager in 2020 and was on the Royals coaching staff as the Third Base Coach from 2014-19 and won the World Series in 2015.
- Jirschle previously managed the Triple-A Omaha franchise for 11 seasons (2003-13), leading the team to four division titles, three-straight trips to the Pacific Coast League championship round (2011-13), two PCL titles (2011, 2013) and a Triple-A Championship in 2013.
- He earned the 2011 Mike Coolbaugh Award for outstanding baseball work ethic, knowledge of the game and skill in mentoring young players on the field.
- Prior to his 11-year stint with Omaha, he served as the Royals Minor League Infield Coordinator for four years (1998-2002), while he held managerial positions with Omaha (1995-97), Wilmington (1994), Rockford (1993) and the Gulf Coast Royals (1992).
- Jirschle was originally selected by the Texas Rangers in the fifth round of the 1977 MLB Draft and played in 999 minor league games over 13-plus seasons in the Rangers and Royals systems.



DANNY ACCOLA • CERTIFIED ATHLETIC TRAINER

- Danny Accola is entering his seventh season with the Royals organization and first as the certified athletic trainer with the Naturals, after serving in the same role with the Quad Cities in 2021.
- He was slated to serve in that role with Wilmington in 2020 and previously filled those roles with Lexington in 2019, Burlington from 2017-18 and with Surprise in 2016.
- Accola graduated from the University of Central Missouri in 2014 and previously held an athletic training internship with the Denver Broncos in 2013.



C.J. MIKKELSEN • STRENGTH & CONDITIONING COACH

- C.J. Mikkelsen will serve as the Northwest Arkansas Strength & Conditioning Coach for the second consecutive season, after being slated to fill that same role at Idaho Falls in 2020.
- He graduated in December 2019 with a master's degree in sports physiology from Texas A&M University, where he also worked as a Sports Performance Graduate Intern.
- Mikkelsen earned his bachelor's degree in exercise and wellness from Arizona State University in 2016. He resides in Desert Hills, Arizona.



Anthony Veneziano - Pitching - Stat Splits - 2021 - Regular Season

Split	Team	W	L	ERA	G	GS	CG	SHO	SV	IP	H	R	ER	HR	HB	BB	IBB	SO	WHIP	AVG	AB	WP	BK	GIDP	TBF	NP-S
Home Games	QC	2	3	3.92	9	9	0	0	0	39.0	30	20	17	5	7	14	0	57	1.13	.213	141	1	0	2	163	655 - 435
Away Games	QC	4	1	3.62	13	13	0	0	0	54.2	46	26	22	6	3	23	0	70	1.26	.229	201	8	0	5	230	922 - 592
Day Games	QC	2	0	1.13	3	3	0	0	0	16.0	9	2	2	2	0	5	0	20	0.88	.167	54	2	0	2	59	219 - 148
Night Games	QC	4	4	4.29	19	19	0	0	0	77.2	67	44	37	9	10	32	0	107	1.27	.233	288	7	0	5	334	1358 - 879
On Grass	QC	6	4	3.75	22	22	0	0	0	93.2	76	46	39	11	10	37	0	127	1.21	.222	342	9	0	7	393	1577 - 1027
May	QC	0	2	6.35	4	4	0	0	0	11.1	16	12	8	2	1	10	0	16	2.29	.333	48	3	0	1	60	258 - 153
June	QC	2	0	3.00	5	5	0	0	0	21.0	15	7	7	0	3	10	0	29	1.19	.203	74	2	0	1	88	357 - 228
July	QC	0	1	4.25	6	6	0	0	0	29.2	22	15	14	6	4	11	0	48	1.11	.210	105	3	0	4	121	484 - 327
August	QC	4	1	2.88	5	5	0	0	0	25.0	19	9	8	2	2	4	0	27	0.92	.207	92	1	0	0	99	384 - 260
September	QC	0	0	2.70	2	2	0	0	0	6.2	4	3	2	1	0	2	0	7	0.90	.174	23	0	0	1	25	94 - 59
On Tuesdays	QC	1	0	3.75	3	3	0	0	0	12.0	11	5	5	1	1	4	0	17	1.25	.244	45	1	0	0	52	224 - 145
On Wednesdays	QC	0	1	5.93	3	3	0	0	0	13.2	10	10	9	0	2	5	0	19	1.10	.208	48	2	0	1	55	233 - 155
On Thursdays	QC	1	1	4.82	5	5	0	0	0	18.2	17	12	10	4	2	9	0	24	1.39	.239	71	2	0	1	82	343 - 221
On Fridays	QC	0	1	3.68	4	4	0	0	0	14.2	13	8	6	0	2	9	0	22	1.50	.245	53	2	0	1	66	274 - 167
On Saturdays	QC	2	1	3.38	4	4	0	0	0	18.2	16	9	7	4	3	5	0	25	1.13	.225	71	0	0	2	79	284 - 191
On Sundays	QC	2	0	1.13	3	3	0	0	0	16.0	9	2	2	2	0	5	0	20	0.88	.167	54	2	0	2	59	219 - 148
In games following a win	QC	5	3	3.42	17	17	0	0	0	71.0	60	33	27	7	7	29	0	94	1.25	.228	263	6	0	5	302	1193 - 769
In games following a loss	QC	1	1	4.76	5	5	0	0	0	22.2	16	13	12	4	3	8	0	33	1.06	.203	79	3	0	2	91	384 - 258
Starter	QC	6	4	3.75	22	22	0	0	0	93.2	76	46	39	11	10	37	0	127	1.21	.222	342	9	0	7	393	1577 - 1027

Anthony Veneziano - Opposing Hitting - Stat Splits - 2021 - Regular Season

Split	Team	AVG	G	AB	R	H	2B	3B	HR	RBI	BB	IBB	SO	SB	CS	OBP	SLG	OPS	HBP	SAC	SF	GIDP
vs Left	QC	.186	22	97		18	3	2	2	7	13	0	31			.307	.320	.627	4	0	0	2
vs Right	QC	.237	22	245		58	12	1	9	30	24	0	96			.315	.404	.719	6	0	4	5
Team is ahead	QC	.221	15	145		32	9	1	3	17	20	0	50			.315	.359	.674	1	0	2	2
Team is behind	QC	.259	9	54		14	2	0	5	10	5	0	22			.328	.574	.902	1	0	1	2
Score is tied	QC	.210	21	143		30	4	2	3	10	12	0	55			.305	.329	.634	8	0	1	3
Batting First	QC	.233	22	43		10	0	0	2	5	7	0	11			.370	.372	.742	3	0	1	0
Batting Second	QC	.175	22	40		7	2	0	4	9	8	0	11			.294	.525	.819	0	0	3	1
Batting Third	QC	.186	22	43		8	1	0	2	4	4	0	18			.286	.349	.635	2	0	0	0
Batting Fourth	QC	.205	22	39		8	2	0	0	3	4	0	18			.311	.256	.567	2	0	0	2
Batting Fifth	QC	.286	22	42		12	3	2	0	3	2	0	14			.318	.452	.770	0	0	0	1
Batting Sixth	QC	.243	22	37		9	2	0	0	2	3	0	13			.317	.297	.614	1	0	0	1
Batting Seventh	QC	.294	22	34		10	3	0	1	5	4	0	14			.368	.471	.839	0	0	0	1
Batting Eighth	QC	.212	22	33		7	1	1	2	5	4	0	16			.316	.485	.801	1	0	0	1
Batting Ninth	QC	.161	22	31		5	1	0	0	1	1	0	12			.212	.194	.406	1	0	0	0
Leading Off	QC	.215	22	79		17	3	0	3	3	14	0	28			.361	.367	.728	4	0	0	0
First Inning	QC	.160	22	75	4	12	3	0	0	3	9	0	32	5	1	.284	.200	.484	4	0	0	1
Second Inning	QC	.227	22	75	6	17	3	2	0	4	6	0	25	3	1	.298	.320	.618	2	0	1	2
Third Inning	QC	.171	21	70	12	12	2	0	4	11	9	0	31	3	1	.286	.371	.657	3	0	2	2
Fourth Inning	QC	.254	18	67	12	17	5	1	1	9	8	0	26	2	0	.342	.403	.745	1	0	0	1
Fifth Inning	QC	.318	11	44	10	14	2	0	4	8	3	0	10	0	0	.354	.636	.990	0	0	1	1
Sixth Inning	QC	.364	3	11	2	4	0	0	2	2	2	0	3	1	0	.462	.909	1.371	0	0	0	0
Bases Empty	QC	.214	22	192		41	5	2	8	8	26	0	74			.326	.385	.711	6	0	0	0
Runner at 1st	QC	.194	22	72		14	5	1	1	6	4	0	28			.266	.333	.599	3	0	0	5
Runner at 2nd	QC	.316	19	38		12	1	0	2	11	4	0	10			.381	.500	.881	0	0	0	0
Runner at 3rd	QC	.308	10	13		4	2	0	0	5	2	0	5			.375	.462	.837	0	0	1	0
Runners at 1st & 2nd	QC	.308	10	13		4	1	0	0	2	1	0	3			.400	.385	.785	1	0	0	2
Runners at 1st & 3rd	QC	.200	4	5		1	1	0	0	3	0	0	2			.167	.400	.567	0	0	1	0
Runners at 2nd & 3rd	QC	.000	5	8		0	0	0	0	1	0	0	4			.000	.000	.000	0	0	1	0
Bases Loaded	QC	.000	2	1		0	0	0	0	1	0	0	1			.000	.000	.000	0	0	1	0
Runners On	QC	.233	22	150		35	10	1	3	29	11	0	53			.296	.373	.669	4	0	4	7
Scoring Position	QC	.269	21	78		21	5	0	2	23	7	0	25			.322	.410	.732	1	0	4	2
No Outs	QC	.212	22	118		25	4	0	5	9	16	0	44			.329	.373	.702	5	0	1	2
One Out	QC	.179	22	112		20	4	3	0	9	12	0	48			.269	.268	.537	3	0	3	5
Two Outs	QC	.277	22	112		31	7	0	6	19	9	0	35			.341	.500	.841	2	0	0	0
Ahead in Count	QC	.120	22	142		17	5	1	1	9	0	0	84			.150	.190	.340	5	0	0	1
Behind in Count	QC	.260	22	77		20	4	0	3	9	37	0	14			.500	.429	.929	1	0	1	4
0-0 Count	QC	.386	19	44		17	1	1	4	9	0	0	0			.391	.727	1.118	1	0	1	1
0-1 Count	QC	.208	15	24		5	1	0	1	3	0	0	0			.240	.375	.615	1	0	0	0
0-2 Count	QC	.125	17	48		6	3	0	0	4	0	0	33			.160	.188	.348	2	0	0	0
1-0 Count	QC	.350	15	20		7	0	0	2	3	0	0	0			.350	.650	1.000	0	0	0	0
1-1 Count	QC	.385	15	26		10	1	0	2	5	0	0	0			.393	.654	1.047	1	0	1	1
1-2 Count	QC	.086	21	70		6	1	1	0	2	0	0	51			.111	.129	.240	2	0	0	1
2-0 Count	QC	.400	6	5		2	1	0	0	0	0	0	0			.500	.600	1.100	1	0	0	0
2-1 Count	QC	.267	11	15		4	1	0	0	1	0	0	0			.267	.333	.600	0	0	0	2
2-2 Count	QC	.226	20	53		12	4	1	1	5	0	0	29			.250	.396	.646	2	0	1	0
3-0 Count	QC	.000	8	0		0	0	0	0	0	9	0	0			1.000	.000	1.000	0	0	0	0
3-1 Count	QC	.167	15	6		1	0	0	1	2	9	0	0			.625	.667	1.292	0	0	1	1
3-2 Count	QC	.194	22	31		6	2	0	0	3	19	0	14			.500	.258	.758	0	0	0	1
Pitcher	QC	.222	22	342		76	15	3	11	37	37	0	127			.313	.380	.693	10	0	4	7



#32 ANTHONY VENEZIANO

BORN: Sept. 1, 1997 in Hackettstown, NJ (Age 24)

HEIGHT/WEIGHT: 6-5/205 lbs

SEASON WITH NATURALS: 1st Season

DRAFT: Round 10 - 2019 (Kansas City Royals)

COLLEGE: Coastal Carolina University (Conway, SC)

HIGH SCHOOL: Warren Hills Regional HS (Washington, NJ)

SCOUTING REPORT

Ranked by Baseball America as the No. 18 Royals prospect

Ranked by MLB Pipeline as the No. 21 Royals prospect

Deceptive on the mound with a three-quarters arm slot with a good, repeatable motion ... had some kinks in his delivery to work out last season (not dropping his front arm and staying loaded in his back leg so he could drive through the baseball).

FASTBALL: Elevates the pitch ... saw a burst in velocity over last season, averaging 94-95 mph with late life and at times hitting 98-100 mph.

SLIDER: Above average pitch with slurve motion that gets swings and misses, but he commands inconsistently.

CHANGEUP: Average pitch with some tumble and fade that is a major focus for improvement this season.

2022 SEASON

- Making his first start of the season today

CAREER NOTES

2021

- Spent the entire year with Quad Cities (A+), where he was named the River Bandits' Pitcher of the Year ... across 22 starts, went 6-4 with a 3.75 ERA (39 ER in 93.2 IP), while striking out 127 and walking just 37 ... appeared twice in the High-A Central All-Star team, recognized as the league's Pitcher of the Year, as well as the left-handed starting pitcher representative on the All-Star team.
- His 127 strikeouts ranked as the most in the Royals' organization, while 22 games started was tied for second and 93.2 innings ranked seventh ... among Royals minor league pitchers who threw at least 90.0 innings, ranked first with 12.20 K/9 and a 32.3% K% ... his 3.75 ERA was fourth, while a .220 opponents' batting average and 1.21 WHIP both placed third in the system.
- Among all pitchers at High-A in 2021, only one struck out more batters.
- Tied for the High-A Central lead in strikeouts, tied for third in games started ... also ranked first in the league in K/9, K% and placed 13th in innings pitched.
- Went at least 5.0 innings in nine of his 22 starts, including five of his last eight.
- Struck out five or more batters in 16 of 22 starts, including 13 straight between 6/13 and 8/22.
- Allowed two runs or less in 15 of 22 starts, with five scoreless starts (all 5.0 innings or more).
- Started Game 2 of the High-A Central Championship Series on 9/22 against Cedar Rapids for the River Bandits ... threw 3.2 scoreless innings, allowing just two hits and one walk while striking out four in a 6-0 win over the Kernels.
- Entered 2021 as an unranked prospect, ended the year ranked by Baseball America as the No. 30 Royals prospect

2019

- Spent his first season in pro ball with Idaho Falls (R) in the Pioneer League ... pitched in 13 games (11 starts) and went 3-4 with a 5.59 ERA (29 ER in 46.2 IP), while striking out 44 batters.
- Did not allow an earned run in the first four games (11.0 innings) of his career, a four-outing (two start) span between 6/17 and 7/3, striking out nine batters along the way.
- Pitched twice for the Chukars in the Pioneer League playoffs, including 4.0 scoreless, no-hit innings of relief to earn the win in Game 2 of the Pioneer League Championship Series on 9/14 at Ogden.

COLLEGE (COASTAL CAROLINA, 2017-2019)

- Attended Coastal Carolina University, where he pitched in 49 games (35 starts) across three seasons with the Chanticleers (Sun Belt Conference) and went 14-6 with a 5.04 ERA (99 ER in 176.2 IP) with 187 strikeouts.
- Held opponents to a .258 batting average for his career, which ranks 25th all-time in CCU's career record books ... his career average of 9.53 strikeouts per nine innings ranks eighth all-time and his 14 career wins are tied for the 31st most wins in school history.
- JUNIOR (2019): Went 5-3 with 85 strikeouts in 78.0 innings (9.8 K/9) over 21 appearances (14 starts) ... ranked seventh in the Sun Belt and first on the team with his 85 strikeouts on the season.

MISCELLANEOUS

- Full name is Anthony James Veneziano ... resides in Hackettstown, New Jersey during the offseason.
- Graduated from Warren Hills High School (N.J.) in 2016, where he had a 0.74 ERA and 64 strikeouts in 47.1 innings as a senior ... threw 9.0 no-hit innings with 16 strikeouts in a game that year, but got a no-decision in his school's 1-0 loss in 11 innings.

SEASON / CAREER HIGHS

SEASON	CAREER
INNINGS PITCHED	6.0, 2x <i>Last: 7/30/21 vs. South Bend</i>
HITS ALLOWED	12 <i>7/29/19 vs. Missoula</i>
RUNS ALLOWED	9 <i>7/29/19 vs. Missoula</i>
EARNED RUNS ALLOWED	8 <i>7/29/19 vs. Missoula</i>
HOME RUNS ALLOWED	4 <i>7/24/21 vs. Peoria</i>
WALKS ALLOWED	3, 7x <i>Last: 7/7/21 @ Wisconsin</i>
STRIKEOUTS	10 <i>7/30/21 vs. South Bend</i>
BATTERS FACED	24, 3x <i>Last: 6/19/21 vs. Wisconsin</i>
PITCHES THROWN	86 <i>7/30/21 vs. South Bend</i>
SCORELESS STREAK	14.0 IP <i>8/17/21 to 9/4/21</i>

PLAYER 2022 RUN SUPPORT (STARTS ONLY)

RUNS SCORED	0	1	2	3	4	5	6	7	8	9	10+
-------------	---	---	---	---	---	---	---	---	---	---	-----

Games

PLAYER W-L

Team W-L

2022 GAME-BY-GAME (NORTHWEST ARKANSAS, AA)

DATE	OPPONENT	RES	LEFT GAME	DEC	IP	H	R	ER	HR	HB	BB	SO	BF	NP-S
------	----------	-----	-----------	-----	----	---	---	----	----	----	----	----	----	------

VENEZIANO vs. SPRINGFIELD IN 2022

W	L	ERA	G	GS	CG	SHO	GF	HLD	SV	SVO	IP	H	R	ER	HR	HB	BB	IBB	SO	AVG	WHIP
---	---	-----	---	----	----	-----	----	-----	----	-----	----	---	---	----	----	----	----	-----	----	-----	------

VENEZIANO vs. SPRINGFIELD HITTERS IN 2022

PLAYER	AVG	AB	H	2B	3B	HR	RBI	BB	SO	PLAYER	AVG	AB	H	2B	3B	HR	RBI	BB	SO
--------	-----	----	---	----	----	----	-----	----	----	--------	-----	----	---	----	----	----	-----	----	----

MINOR LEAGUE CAREER

SEASON	TEAM	W	L	ERA	G	GS	CG	SHO	SV	SV	IP	H	R	ER	HR	HB	BB	IBB	SO	WHIP	AVG	AB	WP	BK	GDP	TBF	NP-S
2019	Idaho Falls (R)	3	4	5.59	13	11	0	0	1	1	46.2	65	35	29	6	3	13	0	44	1.67	.323	201	4	0	3	219	822-516
2021	Quad Cities (A+)	6	4	3.75	22	22	0	0	0	0	93.2	76	46	39	11	10	37	0	127	1.21	.222	342	9	0	7	393	1577-1027
	TOTAL	9	8	4.36	35	33	0	0	1	1	140.1	141	81	68	17	13	50	0	171	1.36	.260	543	13	0	10	612	2399-1543



PLAYER

QUICK NOTES


CAREER HIGHS



14 HOLDEN CAPPS *DEVELOPMENT LIST*
LHP • R/L • 6'1" • 194 • 3/24/1995 (27)
2017 MLB Draft – Round 8 (U. of Central Oklahoma)
Born/Resides: Lawton, Oklahoma



17 ZACK PHILLIPS
LHP • L/L • 6'1" • 170 • 7/11/1998 (23)
2019 MLB Draft – Round 27 (Ole Miss)
Born: Bryan, Texas • Resides: Texarkana, Arkansas



18 ALEC MARSH
RHP • R/R • 6'3" • 220 • 5/14/1998 (23)
2019 MLB Draft – Round 2, 70th Overall (Arizona State)
Born: Waukesha, Wisc. • Resides: Milwaukee, Wisc.




21 ASA LACY
LHP • L/R • 6'4" • 215 • 6/2/1999 (22)
2020 MLB Draft – Round 1, 4th Overall (Texas A&M)
Born: Bryan, Texas • Resides: Kerrville, Texas



22 STEPHEN WOODS JR.
RHP • R/R • 6'1" • 200 • 6/10/1995 (26)
Traded from Tampa Bay – 7/21/2020
Born: New Hyde Park, N.Y. • Resides: Huntington Station, N.Y.



28 DREW PARRISH
LHP • L/L • 5'11" • 195 • 12/8/1997 (24)
2019 MLB Draft – Round 8 (Florida State)
Born: Cape Canaveral, Florida • Resides: Rockledge, Florida



29 ZACH WILLEMAN
RHP • R/R • 6'3" • 215 • 3/27/1996 (26)
Traded from Los Angeles (NL) as PTBNL – 10/20/2021
Born/Resides: Napoleon, Ohio




32 ANTHONY VENEZIANO
LHP • L/L • 6'6" • 200 • 9/1/1997 (24)
2019 MLB Draft – Round 10 (Catal Carolina)
Born/Resides: Hackettstown, New Jersey




34 CHRISTIAN COSBY
RHP • R/R • 6'5" • 215 • 12/21/1996 (25)
2018 MLB Draft – Round 14 (Chapman University)
Born/Resides: Placentia, California




35 NATE WEBB
RHP • R/R • 6'2" • 215 • 10/6/1995 (26)
2016 MLB Draft – Round 34 (Lee's Summit North HS)
Born: Kansas City, MO • Resides: Lee's Summit, MO




38 DANTE BIASI
LHP • L/L • 6'0" • 200 • 12/22/1996 (25)
2019 MLB Draft – Round 6 (Penn State)
Born: Wilkes Barre, Penn. • Resides: Hazleton, Penn.




39 ANDRES SOTILLET
RHP • R/R • 6'1" • 215 • 3/2/1997 (25)
Signed 7/4/2015 as an International Free Agent
Born: Cumana, Venezuela • Resides: Sucre, Venezuela



41 ZACH HAAKE
RHP • L/R • 6'4" • 186 • 10/8/1996 (25)
2018 MLB Draft – Round 6 (University of Kentucky)
Born: Belleville, Illinois • Resides: Brees, Illinois



45 YEFERI DEL ROSARIO
RHP • R/R • 6'2" • 180 • 9/23/1999 (22)
Signed 12/5/2017 as a Minor League Free Agent
Born/Resides: Miches, Dominican Republic



54 ANGEL ZERPA
LHP • L/L • 6'0" • 220 • 9/27/1999 (22)
Signed 6/26/2016 as an International Free Agent
Born: Valle De La Pascua, Venz. • Resides: Anaco, Venz.



55 JONAH DIPOTO
RHP • R/R • 6'1" • 225 • 9/3/1996 (25)
2019 MLB Draft – Round 35 (University of San Diego)
Born: Queens, New York • Resides: San Diego, California



• 2021: Began the season on the Naturals' 60-Day IL and split the season between the Arizona Complex League, Quad Cities (A+) and NW Arkansas ... combined between three levels, went 4-2 across 22 games (three starts) with a 5.79 ERA (24 ER in 37.1 IP) and 36 strikeouts.
• 2019: Split the season between Wilmington (A+) and NW Arkansas (AA), pitching in 39 games out of the bullpen for the Blue Rocks and Naturals with a combined 2.61 ERA (15 ER in 51.2 IP) and 55 strikeouts.

CONSECUTIVE BATTERS RETIRED:

• 2021: Split the season between Columbia (A) and Quad Cities (A+), combining to pitch in 25 games out of the bullpen with an 0-4 record, but three saves and a 2.06 ERA (11 ER in 48.0 IP) while walking just 13 and striking out 51 ... 16 of his 25 total appearances were scoreless.
• 2019: After being drafted, was assigned to Burlington (R) in the Appalachian League and pitched in 20 games out of the bullpen for the B-Royals, going 4-1 with two saves and a 2.15 ERA (9 ER in 37.2 IP), while striking out 29.

CONSECUTIVE BATTERS RETIRED:

• Ranked as the No. 11 prospect in the Royals' minor league system, according to *Baseball America* ... the No. 13 prospect in the Royals' organization according to MLB Pipeline.
• 2021: Broke camp with NW Arkansas (AA) and made six starts for the Naturals, before missing the rest of the year with an injury ... went 1-3 with a 4.97 ERA (14 ER in 25.1 IP) with 42 strikeouts (14.92 K/9) ... over his first 8.1 Double-A innings: 8.1 hitless and scoreless innings.

CONSECUTIVE BATTERS RETIRED:

• Ranked as the No. 2 prospect in the Royals' minor league system, according to *Baseball America*, also BA's No. 4 left-handed pitching prospect ... the No. 72 overall prospect, No. 4 prospect in the Royals' organization and No. 5 left-handed pitching prospect according to MLB Pipeline ... listed as having the "Best Slider" among KC's prospects in the 2021 AND 2022 Best Tools survey from *Baseball America*.
• 2021: Spent his first professional season with Quad Cities (A+) and made 14 starts with the River Bandits, going 2-5 with a 5.19 ERA (30 ER in 52.0 IP) and 79 strikeouts, before being placed on the Injured List on 7/27 and missed the rest of the season.

CONSECUTIVE BATTERS RETIRED:

• 2021: Spent the entire season with NW Arkansas (AA), beginning the season as a starting pitcher and finishing the year as a reliever ... in 22 games (7 starts, 15 relief appearances), went 5-7 with a 7.42 ERA (39 ER in 47.1 IP), while walking 45 and striking out 48.
• 2018-19: Missed 2018 due to injury, went 9-3 in 2019 ... selected by Kansas City with the fourth overall pick in the Rule 5 Draft (12/12/2019).
• 2016-17: Played two seasons in the Giants organization, reaching Class-A, traded to Tampa Bay December 20 in the 3B Evan Longoria deal.

CONSECUTIVE BATTERS RETIRED:

• Ranked as the No. 38 prospect in the Royals' minor league system, according to *Baseball America* ... the No. 30 prospect in the Royals' organization according to MLB Pipeline.
• 2021: Split the season between Quad Cities (A+) and NW Arkansas (AA), with a break in between to pitch for Team USA at the 2021 WBSC Olympic Baseball Qualifiers ... named an MLB.com Organization All-Star ... among qualified Minor League pitchers (96.0 IP), ranked 14th in WHIP, 14th in opponents' batting average (.198) and 16th in ERA (2.83) ... named August Double-A Central Pitcher of the Month.

CONSECUTIVE BATTERS RETIRED: 1 (4/8/2022)

• 2021: Joined the Royals as the Player to be Named Later in the deal that originally sent LHP Danny Duffy from the KC to LA on 7/30 ... spent the entire 2021 season with Tulsa (AA), going 3-2 with three saves across 33 relief appearances with a 3.78 ERA (20 ER in 47.2 IP) while striking out 59 ... 28.2% K% and 11.4 K/9 both ranked 14th in the Dodgers organization among pitchers who threw at least 45.0 innings.
• 2019: Pitched in 21 games (6 starts) for Great Lakes (A) and went 4-7 with two saves and a 5.38 ERA (48 ER in 80.1 IP) and 55 strikeouts.

CONSECUTIVE BATTERS RETIRED:

• Ranked as the No. 21 prospect in the Royals' minor league system, according to *Baseball America* ... the No. 18 prospect in the Royals' organization according to MLB Pipeline.
• 2021: Named Quad Cities (A+) Pitcher of the Year ... across 22 starts, went 6-4 with a 3.75 ERA (39 ER in 93.2 IP), while striking out an organization-best 127 and walking just 37 ... named the High-A Central Pitcher of the Year and All-Star left-handed starting pitcher.

CONSECUTIVE BATTERS RETIRED:

• 2021: After pitching five games in May with Columbia (A), was promoted to Quad Cities (A+) on 6/3, where he remained through the end of the season ... across 25 combined games (10 starts), went 5-4 with a 4.15 ERA (40 ER in 86.2 IP) while striking out 104 and walking just 23 ... among Royals Minor League pitchers who threw at least 80.0 innings, ranked first with a 2.39 BB/9 and 4.52 K/BB, fifth with a 10.80 K/9 and 29.1% K% ... also ranked third among that group of pitchers in WHIP (1.17), fourth in BABIP (.299) and sixth in ERA (4.15).

CONSECUTIVE BATTERS RETIRED: 1 (4/8/2022)

• Ranked as the No. 26 prospect in the Royals' minor league system, according to *Baseball America*.
• 2021: Between Columbia (A) and Quad Cities (A+), went 4-3 across 35 games with a 3.94 ERA (26 ER in 59.1 IP) and 89 strikeouts ... his five saves were tied for sixth in the system, while 37.7% K% ranked 3rd (min. 50 IP) ... added to Kansas City's 40-man roster on Nov. 19, 2021.
• MISC: Was on the Kansas City Royals grounds crew as a high schooler in 2014 and 2015, and was given a World Series ring.

CONSECUTIVE BATTERS RETIRED:

• 2021: Spent the entire season with Quad Cities (A+), going 5-2 with two saves across 24 games (six starts) with a 3.77 ERA (30 ER in 71.2 IP) and 84 strikeouts ... first 16 appearances of the year all came in relief, six of his last eight were starts, including four straight to end the year.
• 2019: Pitched in seven games for Burlington (R), going 1-0 with a 2.50 ERA (5 ER in 18.0 IP) and 24 strikeouts to just three walks.
• COLLEGE: Across 28 games (27 starts) at Penn State, went 6-12 with a 3.76 ERA (57 ER in 136.1 IP) while striking out 153 and walking just 69.

CONSECUTIVE BATTERS RETIRED:

• His 55 career games pitched for Northwest Arkansas are the most among active pitchers.
• 2021: Began the season with Omaha (AAA) and split the season between the Storm Chasers and NW Arkansas (AA), pitching in 34 games (1 start) with a 5.52 ERA (28 ER in 45.2 IP) ... pitched for Venezuela in the WBSC Baseball Americas Olympic Qualifying event May 31 to June 5.
• 2019: Spent the entire year with NW Arkansas (AA), going 6-1 across 34 games (four starts) with a 3.35 ERA (28 ER in 75.1 IP) ... his six victories ranked tied for third in the Texas League among pitchers who started five games or fewer.

CONSECUTIVE BATTERS RETIRED: 8 (4/8/2022)

• Ranked as the No. 27 prospect in the Royals' minor league system, according to *Baseball America*.
• 2021: Assigned to Quad Cities (A+) to begin the season and pitched for the River Bandits for the first two months, before missing six weeks with an oblique injury ... in 15 games (14 starts), went 4-1 with a 3.35 ERA (20 ER in 53.2 IP), striking out 58 ... assigned to the Surprise Saguaros of the Arizona Fall League and pitched in six games (five starts) and went 1-1 with a 6.61 ERA (12 ER in 16.1 IP) while striking out 14.

CONSECUTIVE BATTERS RETIRED:

• 2021: Spent the entire season with Northwest Arkansas, pitching in 26 games (11 starts) and going 2-4 with a 5.99 ERA (47 ER in 70.2 IP) ... ranked third on the Naturals pitching staff in strikeouts (78) and innings pitched (70.2), and fifth in both games pitched and games started.
• 2019: Did not pitch due to injury ... had a nerve issue in his right bicep, only treatment was rest.
• 2017: Posted a 3.62 ERA in 37.1 IP between the DSL & GCL Braves ... granted free agency on 11/21/2017 after MLB investigation into the Braves.

CONSECUTIVE BATTERS RETIRED:

• Ranked as the No. 20 prospect in the Royals' minor league system, according to *Baseball America* ... the No. 14 prospect in the Royals' organization according to MLB Pipeline ... listed as having the "Best Control" among Royals' pitching prospects in the 2022 Best Tools survey from BA.
• 2021: Began the season in Quad Cities (A+) and after stops with NW Arkansas (AA) and Omaha (AAA), made his Major League debut on Sept. 30 vs. Cleveland, pitching 5.0 innings and allowing two runs with four strikeouts ... 108 strikeouts between the three MLB levels ranked 8th among Royals minor pitchers, as did 88.1 innings pitched.

CONSECUTIVE BATTERS RETIRED:

• 2022: Pitched a scoreless Cactus League inning with a strikeout on 3/29 against his dad's Seattle Mariners.
• 2021: Pitched 22 games for Quad Cities, went 1-0 with eight saves (in 10 chances) and a 3.19 ERA (11 ER in 31.0 IP) and 39 strikeouts ... eight saves ranked tied second in the Royals' system ... 15 of his 22 outings were scoreless, only allowing more than one run three times.
• MISC: Full name is Jonah Seaver Dipoto, after Tom Seaver ... father Jerry Dipoto is currently the General Manager of the Seattle Mariners.

CONSECUTIVE BATTERS RETIRED: 0 (4/8/2022)

SCORELESS STREAK: 1.0 (4/8/2022)

IP 5.0 (5x) Last: 9/3/17 vs. Orem
K 7 (2x) Last: 7/1/18 vs. Asheville
BB 3 7/25/17 @ Missoula
H 8 (3x) Last: 9/3/17 vs. Orem
R 7 9/9/17 @ Ogden
NP 95 (8/28/17 @ Ogden)

IP 4.0 (2x) Last: 9/18/21 vs. South Bend
K 6 7/13/21 @ Myrtle Beach
BB 2 (4x) Last: 9/18/21 vs. South Bend
H 6 (2x) Last: 9/18/21 vs. South Bend
R 3 7/2/21 @ Augusta
NP 54 9/18/21 vs. South Bend

IP 6.0 5/14/21 vs. Tulsa
K 11 5/14/21 vs. Tulsa
BB 4 5/28/21 @ San Antonio
H 9 5/21/21 @ Springfield
R 4 (3x) Last: 6/3/21 vs. Tulsa
NP 65 5/8/21 @ Arkansas

IP 8.0 7/3/21 vs. Cedar Rapids
K 9 (3x) Last: 7/3/21 vs. Cedar Rapids
BB 6 5/12/21 vs. Cedar Rapids
H 6 6/22/21 @ Beloit
R 5 5/30/21 @ Dayton
NP 83 7/8/21 @ Wisconsin

IP 7.0 (2x) Last: 6/18/17 vs. Asheville
K 10 5/21/17 @ Charleston
BB 5 (6x) Last: 6/30/21 @ Springfield
H 10 6/18/21 @ San Antonio
R 7 6/18/21 @ San Antonio
NP 96 6/12/17 vs. Greenville

IP 7.0 (2x) Last: 8/27/21 vs. Springfield
K 9 (2x) Last: 7/10/21 @ Wichita
BB 5 8/21/21 @ Tulsa
H 7 9/12/21 @ Wichita
R 5 6/10/21 @ Frisco
NP 91 8/27/21 vs. Springfield

IP 6.0 8/31/19 @ Lake County
K 7 (2x) Last: 7/3/19 vs. Lansing
BB 5 7/14/19 @ Peoria
H 11 5/19/19 @ West Michigan
R 8 5/19/19 @ West Michigan
NP 89 8/15/19 @ West Michigan

IP 6.0 (2x) Last: 7/30/21 vs. South Bend
K 10 7/30/21 vs. South Bend
BB 3 (7x) Last: 7/7/21 @ Wisconsin
H 12 7/29/19 vs. Missoula
R 9 7/29/19 vs. Missoula
NP 86 7/30/21 vs. South Bend

IP 6.0 9/11/21 @ Cedar Rapids
K 6 6/15/21 vs. Wisconsin
BB 4 7/10/19 vs. Ogden
H 10 7/22/19 @ Missoula
R 9 7/22/19 @ Missoula
NP 87 9/7/21 vs. Peoria

IP 7.0 (2x) Last: 8/2/19 vs. Billings
K 10 (3x) Last: 8/2/19 vs. Billings
BB 5 6/24/18 @ Orem
H 10 8/20/17 @ Bluefield
R 11 8/20/17 @ Bluefield
NP 103 7/8/17 @ Danville

IP 5.0 6/5/21 vs. Beloit
K 7 (3x) Last: 8/26/21 vs. Wisconsin
BB 5 6/29/21 vs. Cedar Rapids
H 5 (2x) Last: 8/26/21 vs. Wisconsin
R 5 (2x) Last: 5/30/21 @ Dayton
NP 75 8/26/21 vs. Wisconsin

IP 9.0 7/7/18 vs. Greensboro
K 10 7/7/18 vs. Greensboro
BB 4 9/2/18 vs. Potomac
H 11 (3x) Last: 6/21/18 vs. Charleston
R 9 6/21/18 vs. Charleston
NP 113 7/7/18 vs. Greensboro

IP 6.0 (3x) Last: 6/18/21 vs. Wisconsin
K 12 4/27/19 vs. Greenville
BB 6 6/23/19 vs. Greenville
H 9 5/26/21 @ Dayton
R 6 8/12/19 vs. Hickory
NP 95 4/27/19 vs. Greenville

IP 7.0 8/30/18 vs. Augusta
K 9 8/30/18 vs. Augusta
BB 5 (2x) Last: 8/1/21 vs. Wichita
H 8 6/22/18 vs. Charleston
R 8 6/22/18 vs. Charleston
NP 95 6/22/18 vs. Asheville

IP 6.0 (6x) Last: 7/21/21 @ Tulsa
K 10 7/20/17 @ DSL Astros Blue
BB 4 (2x) Last: 8/18/18 @ AZL Mariners
H 11 (2x) Last: 7/26/19 @ Princeton
R 9 7/26/19 @ Princeton
NP 88 5/11/21 vs. Cedar Rapids

IP 3.0 (4x) Last: 5/16/21 vs. Cedar Rapids
K 6 5/16/21 vs. Cedar Rapids
BB 4 (2x) Last: 4/8/22 @ Springfield
H 4 6/25/19 @ AZL Padres I
R 3 (4x) Last: 7/30/21 vs. South Bend
NP 44 (2x) Last: 5/16/21 vs. Cedar Rapids

[illegible]



PLAYER

QUICK NOTES

CAREER HIGHS

	1 JOHN RAVE OUTFIELDER • L/R • 6'0" • 185 • 12/30/1997 (24) 2019 MLB Draft — Round 5 (Illinois State) Born: Canton, Illinois • Resides: Bloomington, Illinois	<ul style="list-style-type: none"> 2021: Named an MiLB.com Organization All-Star in the outfield for Kansas City ... spent the season with Quad Cities (A+), playing in 77 games and hit .252/.352/.453 (70-for-278) ... hit 14 homers and stole 13 bases, making him one of five 13-13 players in the system in 2021. 2019: Assigned to Burlington (R) after being drafted and played 15 games in the Appalachian League before being promoted to Lexington (A) on 7/7, where he finished the season ... combined to slash .234/.326/.320 (54-for-231) across the two levels with 13 XBH and 16 RBI. COLLEGE: Attended the Illinois State University, where he was a three-year starting center fielder for the Redbirds and played 170 games. 	HIT STREAK: <ul style="list-style-type: none"> 2021: Spent the entire season with Northwest Arkansas (AA) ... across 26 games (19 starts), slashed .194/.325/.313 (13-for-67) with two home runs and six runs batted in ... 6 of his 13 hits came in the month of July, where he hit .261 (6-for-23) in 10 games, with a double and three walks ... caught 5 of 12 would-be base stealers (42.0% CS). 2019: Limited to 41 games with the Hagerstown Suns (A) and spent time on the injured list, hit .187/.294/.276 (23-for-123). COLLEGE: Played 2015 and 2016 at Iowa Western CC before transferring to the University of Iowa for 2017 and 2018. 	REACHED BASE STREAK: <ul style="list-style-type: none"> 2021: Split the season between Omaha (AAA) and Kansas City, appearing in 17 games (9 starts) for the Royals in his first Major League season and slashed .175/.250/.225 (7-for-40) ... made his Major League debut on 5/8 against the White Sox as the starting catcher ... appeared in 42 games with the Storm Chasers and slashed .260/.319/.380 (39-for-150) and threw out 10 of 34 would-be base stealers (29.9%). 2019: Played most of the year with Wilmington (A+) but played three games for Omaha (AAA) ... made his Triple-A debut on 5/27, going 3-for-8 (.375) with three runs scored in three games before returning to the Blue Rocks on 5/31. 	HIT STREAK: <ul style="list-style-type: none"> 2021: Released by the Arizona Diamondbacks on 1/8, spent the season in the American Association with the Kansas City Monarchs and was named the American Association All-Star at second base, slashing .329/.436/.523 (109-for-339) with 10 home runs and 60 runs batted in for the league champions ... led the team in OBP and ranked second on the team in batting average, walks (55) and steals (12). 2017-2019: Spent three seasons in the Diamondbacks' system originally Arizona's 10th-round pick in 2017 ... reached as high as Double-A Jackson in 2018 and 2019 ... won league championships with Jackson and Visalia (A+) in 2019. 	REACHED BASE STREAK: <ul style="list-style-type: none"> Ranked as the No. 28 prospect in the Royals' minor league system, according to <i>Baseball America</i> ... the No. 22 prospect in the Royals' system according to MLB Pipeline ... listed as having the "Best Infield Arm" among Royals' prospects in <i>Baseball America's</i> 2022 Best Tools survey. 2021: Split his season between Columbia (A), and Quad Cities (A+) and slashed a combined .291/.380/.405 (120-for-480) between the two levels ... ranked third in the Royals' minor league system in batting average (.291) among qualified hitters and sixth in BABIP (.341) ... was fifth in the organization in hits (120), tied for fourth in steals (35) ... added to Kansas City's 40-man roster on November 19, 2021. 	HIT STREAK: <ul style="list-style-type: none"> 2021: Spent the first month and a half of the season with Columbia (A) before a promotion to Quad Cities (A+) on 6/15, where he finished out the season ... combined to slash .222/.343/.429 (76-for-343) over 97 games, with 16 home runs and 52 runs batted in ... assigned to the Surprise Saguaros of the Arizona Fall League after the MiLB season ... across 19 games, slashed .171/.244/.271 (12-for-70) with four doubles. 2019: Assigned to Burlington (R) after being drafted and played in 60 games for the Royals, slashing .267/.410/.400 (56-for-210) with 17 extra-base hits (five home runs) and 29 runs batted in. 	REACHED BASE STREAK: <ul style="list-style-type: none"> 2021: Spent the season with Quad Cities (A+) and slashed .241/.368/.451 (62-for-257) in 77 games ... named a High-A Central post-season All-Star at catcher ... hit a walk-off homer in Game 4 of the High-A Central Championship Series on 9/25 to win 2-1 and force Game 5. 2019: Spent the season with Burlington (R) and led the league in batting average (.352), on-base percentage (.481), slugging percentage (.648) and OPS (1.130), ranked tied for fourth in walks (31) and tied for sixth in home runs (9). MISC: Grew up down the street from Surprise Stadium, was a clubbie for the AZL Royals the summer of 2011 while in high school. 	HIT STREAK: <ul style="list-style-type: none"> 2021: Began his professional career splitting the year between Columbia (A) and Quad Cities (A+) and combined to slash .285/.380/.427 (94-for-330) with 30 extra-base hits and 45 runs batted in ... his .380 OBP ranked fourth among qualified Royals Minor Leaguers, while a .285 average and .807 OPS ranked eighth. 2017-2020: Played collegiately at the University of Georgia, where he slashed .317/.384/.412 (143-for-451) in 125 games with 14 doubles, nine home runs and 62 RBI ... lists his favorite college memory as playing at Baum-Walker Stadium his freshman season. 	HIT STREAK: <ul style="list-style-type: none"> Ranked as the No. 12 prospect in the Royals' minor league system, according to <i>Baseball America</i> ... the No. 6 prospect in the Royals' system according to MLB Pipeline ... listed as having the "Best Strike-Zone Discipline" among Royals' prospects in <i>Baseball America's</i> 2021 AND 2022 Best Tools surveys. 2021: Spent his first professional season with Quad Cities (A+) and slashed .289/.374/.464 (103-for-356) across 90 games while being named an MiLB.com Organization All-Star at third base ... won the High-A Central batting title with a .289 average and placed fifth with a .373 OBP and .837 OPS ... hit for the cycle on 8/1, going 5-for-6 at the plate with a walk-off homer in the ninth to complete the cycle. 	HIT STREAK: <ul style="list-style-type: none"> 2021: Did not play, missing the entire year after undergoing Tommy John surgery ... tore his UCL while playing catch in February 2021. 2017-2019: Drafted by Pittsburgh in the 21st Round in 2017 and spent three seasons in the Pirates organization, slashing .274/.361/.417 (174-for-636) across 189 games, reaching as high as Double-A Altoona in 2019 ... named a Florida State League Mid-season All-Star in 2019. 2017-2021: Played four seasons with his hometown Perth Heat in the Australian Baseball League ... named 2019 ABL Rookie of the Year. 2018: Named the Idaho Falls Chukars Player of the Year ... also an MiLB.com Organization All-Star and Pioneer League All-Star. 	HIT STREAK: <ul style="list-style-type: none"> Ranked as the No. 35 prospect in the Royals' minor league system, according to <i>Baseball America</i>. 2021: Spent most of the season with Quad Cities (A+), playing 70 games for the River Bandits ... combined with five games of rehab in the Arizona Complex League, hit .243/.350/.368 (66-for-272) with six homers, 39 runs batted in ... named to the Surprise Saguaros of the Arizona Fall League after the MiLB season ended and slashed .317/.352/.463 (26-for-82) across 20 games, named a Rising Star in the Fall League. 2018: Named the Idaho Falls Chukars Player of the Year ... also an MiLB.com Organization All-Star and Pioneer League All-Star. 	HIT STREAK: <ul style="list-style-type: none"> Ranked as the No. 31 prospect in the Royals' minor league system, according to <i>Baseball America</i> ... also listed as having the "Best Outfield" among Royals' prospects in <i>Baseball America's</i> Best Tools surveys for five straight years, 2018 to 2022. 2021: Split the season between Quad Cities (A+) and Northwest Arkansas (AA), with a rehab appearance for the ACL Royals Gold, playing in 64 total games with a .213/.309/.511 (50-for-235) slash line ... after the MiLB season, assigned to the Surprise Saguaros of the Arizona Fall League and slashed .188/.287/.425 (15-for-80) but tied for the team lead both with six home runs and 20 runs batted in. 	HIT STREAK: <ul style="list-style-type: none"> Ranked as the No. 15 prospect in the Royals' minor league system, according to <i>Baseball America</i> ... the No. 24 prospect in the Royals' organization according to MLB Pipeline. 2021: Spent the entire season with Quad Cities (A+) and slashed .289/.351/.531 (112-for-388) in 99 games ... won the Minor League Gold Glove at second base, with a .989 fielding percentage in 284 total chances, which led ALL MiLB second basemen ... also named an MiLB.com organization All-Star and High-A Central Postseason All-Star ... reached base in 80 of 90 games played for the River Bandits. 	HIT STREAK: <ul style="list-style-type: none"> 2021: Took one at-bat for the Naturals on 5/21 in Springfield and played two innings in left field, before being assigned to Quad Cities (A+) on 5/25 ... played in 38 games for the River Bandits, making 24 starts at first and slashing .264/.376/.482 (29-for-110) ... after hitting a solo home run in the fourth inning on 9/9 vs. Peoria, pitched the 11th inning and took the loss in an 8-5 defeat. 2018-2020: Played 104 games of Indy Ball for four teams across four different leagues, slashed a collective .273/.368/.349 (76-for-278). 2016-2017: Drafted in the 	REACHED BASE STREAK: <ul style="list-style-type: none"> 2021: Took one at-bat for the Naturals on 5/21 in Springfield and played two innings in left field, before being assigned to Quad Cities (A+) on 5/25 ... played in 38 games for the River Bandits, making 24 starts at first and slashing .264/.376/.482 (29-for-110) ... after hitting a solo home run in the fourth inning on 9/9 vs. Peoria, pitched the 11th inning and took the loss in an 8-5 defeat. 2018-2020: Played 104 games of Indy Ball for four teams across four different leagues, slashed a collective .273/.368/.349 (76-for-278). 2016-2017: Drafted in the 	HIT STREAK: <ul style="list-style-type: none"> 2021: Split the season between Omaha (AAA) and Kansas City, appearing in 17 games (9 starts) for the Royals in his first Major League season and slashed .175/.250/.225 (7-for-40) ... made his Major League debut on 5/8 against the White Sox as the starting catcher ... appeared in 42 games with the Storm Chasers and slashed .260/.319/.380 (39-for-150) and threw out 10 of 34 would-be base stealers (29.9%). 2019: Played most of the year with Wilmington (A+) but played three games for Omaha (AAA) ... made his Triple-A debut on 5/27, going 3-for-8 (.375) with three runs scored in three games before returning to the Blue Rocks on 5/31. 	REACHED BASE STREAK: <ul style="list-style-type: none"> Ranked as the No. 28 prospect in the Royals' minor league system, according to <i>Baseball America</i> ... the No. 22 prospect in the Royals' system according to MLB Pipeline ... listed as having the "Best Infield Arm" among Royals' prospects in <i>Baseball America's</i> 2022 Best Tools survey. 2021: Split his season between Columbia (A), and Quad Cities (A+) and slashed a combined .291/.380/.405 (120-for-480) between the two levels ... ranked third in the Royals' minor league system in batting average (.291) among qualified hitters and sixth in BABIP (.341) ... was fifth in the organization in hits (120), tied for fourth in steals (35) ... added to Kansas City's 40-man roster on November 19, 2021. 	HIT STREAK: <ul style="list-style-type: none"> 2021: Spent the first month and a half of the season with Columbia (A) before a promotion to Quad Cities (A+) on 6/15, where he finished out the season ... combined to slash .222/.343/.429 (76-for-343) over 97 games, with 16 home runs and 52 runs batted in ... assigned to the Surprise Saguaros of the Arizona Fall League after the MiLB season ... across 19 games, slashed .171/.244/.271 (12-for-70) with four doubles. 2019: Assigned to Burlington (R) after being drafted and played in 60 games for the Royals, slashing .267/.410/.400 (56-for-210) with 17 extra-base hits (five home runs) and 29 runs batted in. 	REACHED BASE STREAK: <ul style="list-style-type: none"> 2021: Spent the season with Quad Cities (A+) and slashed .241/.368/.451 (62-for-257) in 77 games ... named a High-A Central post-season All-Star at catcher ... hit a walk-off homer in Game 4 of the High-A Central Championship Series on 9/25 to win 2-1 and force Game 5. 2019: Spent the season with Burlington (R) and led the league in batting average (.352), on-base percentage (.481), slugging percentage (.648) and OPS (1.130), ranked tied for fourth in walks (31) and tied for sixth in home runs (9). MISC: Grew up down the street from Surprise Stadium, was a clubbie for the AZL Royals the summer of 2011 while in high school. 	HIT STREAK: <ul style="list-style-type: none"> 2021: Began his professional career splitting the year between Columbia (A) and Quad Cities (A+) and combined to slash .285/.380/.427 (94-for-330) with 30 extra-base hits and 45 runs batted in ... his .380 OBP ranked fourth among qualified Royals Minor Leaguers, while a .285 average and .807 OPS ranked eighth. 2017-2020: Played collegiately at the University of Georgia, where he slashed .317/.384/.412 (143-for-451) in 125 games with 14 doubles, nine home runs and 62 RBI ... lists his favorite college memory as playing at Baum-Walker Stadium his freshman season. 	HIT STREAK: <ul style="list-style-type: none"> Ranked as the No. 12 prospect in the Royals' minor league system, according to <i>Baseball America</i> ... the No. 6 prospect in the Royals' system according to MLB Pipeline ... listed as having the "Best Strike-Zone Discipline" among Royals' prospects in <i>Baseball America's</i> 2021 AND 2022 Best Tools surveys. 2021: Spent his first professional season with Quad Cities (A+) and slashed .289/.374/.464 (103-for-356) across 90 games while being named an MiLB.com Organization All-Star at third base ... won the High-A Central batting title with a .289 average and placed fifth with a .373 OBP and .837 OPS ... hit for the cycle on 8/1, going 5-for-6 at the plate with a walk-off homer in the ninth to complete the cycle. 	HIT STREAK: <ul style="list-style-type: none"> 2021: Did not play, missing the entire year after undergoing Tommy John surgery ... tore his UCL while playing catch in February 2021. 2017-2019: Drafted by Pittsburgh in the 21st Round in 2017 and spent three seasons in the Pirates organization, slashing .274/.361/.417 (174-for-636) across 189 games, reaching as high as Double-A Altoona in 2019 ... named a Florida State League Mid-season All-Star in 2019. 2017-2021: Played four seasons with his hometown Perth Heat in the Australian Baseball League ... named 2019 ABL Rookie of the Year. 2018: Named the Idaho Falls Chukars Player of the Year ... also an MiLB.com Organization All-Star and Pioneer League All-Star. 	HIT STREAK: <ul style="list-style-type: none"> Ranked as the No. 35 prospect in the Royals' minor league system, according to <i>Baseball America</i>. 2021: Spent most of the season with Quad Cities (A+), playing 70 games for the River Bandits ... combined with five games of rehab in the Arizona Complex League, hit .243/.350/.368 (66-for-272) with six homers, 39 runs batted in ... named to the Surprise Saguaros of the Arizona Fall League after the MiLB season ended and slashed .317/.352/.463 (26-for-82) across 20 games, named a Rising Star in the Fall League. 2018: Named the Idaho Falls Chukars Player of the Year ... also an MiLB.com Organization All-Star and Pioneer League All-Star. 	HIT STREAK: <ul style="list-style-type: none"> Ranked as the No. 31 prospect in the Royals' minor league system, according to <i>Baseball America</i> ... also listed as having the "Best Outfield" among Royals' prospects in <i>Baseball America's</i> Best Tools surveys for five straight years, 2018 to 2022. 2021: Split the season between Quad Cities (A+) and Northwest Arkansas (AA), with a rehab appearance for the ACL Royals Gold, playing in 64 total games with a .213/.309/.511 (50-for-235) slash line ... after the MiLB season, assigned to the Surprise Saguaros of the Arizona Fall League and slashed .188/.287/.425 (15-for-80) but tied for the team lead both with six home runs and 20 runs batted in. 	HIT STREAK: <ul style="list-style-type: none"> Ranked as the No. 15 prospect in the Royals' minor league system, according to <i>Baseball America</i> ... the No. 24 prospect in the Royals' organization according to MLB Pipeline. 2021: Spent the entire season with Quad Cities (A+) and slashed .289/.351/.531 (112-for-388) in 99 games ... won the Minor League Gold Glove at second base, with a .989 fielding percentage in 284 total chances, which led ALL MiLB second basemen ... also named an MiLB.com organization All-Star and High-A Central Postseason All-Star ... reached base in 80 of 90 games played for the River Bandits. 	HIT STREAK: <ul style="list-style-type: none"> 2021: Took one at-bat for the Naturals on 5/21 in Springfield and played two innings in left field, before being assigned to Quad Cities (A+) on 5/25 ... played in 38 games for the River Bandits, making 24 starts at first and slashing .264/.376/.482 (29-for-110) ... after hitting a solo home run in the fourth inning on 9/9 vs. Peoria, pitched the 11th inning and took the loss in an 8-5 defeat. 2018-2020: Played 104 games of Indy Ball for four teams across four different leagues, slashed a collective .273/.368/.349 (76-for-278). 2016-2017: Drafted in the 	REACHED BASE STREAK: <ul style="list-style-type: none"> 2021: Took one at-bat for the Naturals on 5/21 in Springfield and played two innings in left field, before being assigned to Quad Cities (A+) on 5/25 ... played in 38 games for the River Bandits, making 24 starts at first and slashing .264/.376/.482 (29-for-110) ... after hitting a solo home run in the fourth inning on 9/9 vs. Peoria, pitched the 11th inning and took the loss in an 8-5 defeat. 2018-2020: Played 104 games of Indy Ball for four teams across four different leagues, slashed a collective .273/.368/.349 (76-for-278). 2016-2017: Drafted in the 	HIT STREAK: <ul style="list-style-type: none"> 2021: Split the season between Omaha (AAA) and Kansas City, appearing in 17 games (9 starts) for the Royals in his first Major League season and slashed .175/.250/.225 (7-for-40) ... made his Major League debut on 5/8 against the White Sox as the starting catcher ... appeared in 42 games with the Storm Chasers and slashed .260/.319/.380 (39-for-150) and threw out 10 of 34 would-be base stealers (29.9%). 2019: Played most of the year with Wilmington (A+) but played three games for Omaha (AAA) ... made his Triple-A debut on 5/27, going 3-for-8 (.375) with three runs scored in three games before returning to the Blue Rocks on 5/31. 	REACHED BASE STREAK: <ul style="list-style-type: none"> Ranked as the No. 28 prospect in the Royals' minor league system, according to <i>Baseball America</i> ... the No. 22 prospect in the Royals' system according to MLB Pipeline ... listed as having the "Best Infield Arm" among Royals' prospects in <i>Baseball America's</i> 2022 Best Tools survey. 2021: Split his season between Columbia (A), and Quad Cities (A+) and slashed a combined .291/.380/.405 (120-for-480) between the two levels ... ranked third in the Royals' minor league system in batting average (.291) among qualified hitters and sixth in BABIP (.341) ... was fifth in the organization in hits (120), tied for fourth in steals (35) ... added to Kansas City's 40-man roster on November 19, 2021. 	HIT STREAK: <ul style="list-style-type: none"> 2021: Spent the first month and a half of the season with Columbia (A) before a promotion to Quad Cities (A+) on 6/15, where he finished out the season ... combined to slash .222/.343/.429 (76-for-343) over 97 games, with 16 home runs and 52 runs batted in ... assigned to the Surprise Saguaros of the Arizona Fall League after the MiLB season ... across 19 games, slashed .171/.244/.271 (12-for-70) with four doubles. 2019: Assigned to Burlington (R) after being drafted and played in 60 games for the Royals, slashing .267/.410/.400 (56-for-210) with 17 extra-base hits (five home runs) and 29 runs batted in. 	REACHED BASE STREAK: <ul style="list-style-type: none"> 2021: Spent the season with Quad Cities (A+) and slashed .241/.368/.451 (62-for-257) in 77 games ... named a High-A Central post-season All-Star at catcher ... hit a walk-off homer in Game 4 of the High-A Central Championship Series on 9/25 to win 2-1 and force Game 5. 2019: Spent the season with Burlington (R) and led the league in batting average (.352), on-base percentage (.481), slugging percentage (.648) and OPS (1.130), ranked tied for fourth in walks (31) and tied for sixth in home runs (9). MISC: Grew up down the street from Surprise Stadium, was a clubbie for the AZL Royals the summer of 2011 while in high school. 	HIT STREAK: <ul style="list-style-type: none"> 2021: Began his professional career splitting the year between Columbia (A) and Quad Cities (A+) and combined to slash .285/.380/.427 (94-for-330) with 30 extra-base hits and 45 runs batted in ... his .380 OBP ranked fourth among qualified Royals Minor Leaguers, while a .285 average and .807 OPS ranked eighth. 2017-2020: Played collegiately at the University of Georgia, where he slashed .317/.384/.412 (143-for-451) in 125 games with 14 doubles, nine home runs and 62 RBI ... lists his favorite college memory as playing at Baum-Walker Stadium his freshman season. 	HIT STREAK: <ul style="list-style-type: none"> Ranked as the No. 12 prospect in the Royals' minor league system, according to <i>Baseball America</i> ... the No. 6 prospect in the Royals' system according to MLB Pipeline ... listed as having the "Best Strike-Zone Discipline" among Royals' prospects in <i>Baseball America's</i> 2021 AND 2022 Best Tools surveys. 2021: Spent his first professional season with Quad Cities (A+) and slashed .289/.374/.464 (103-for-356) across 90 games while being named an MiLB.com Organization All-Star at third base ... won the High-A Central batting title with a .289 average and placed fifth with a .373 OBP and .837 OPS ... hit for the cycle on 8/1, going 5-for-6 at the plate with a walk-off homer in the ninth to complete the cycle. 	HIT STREAK: <ul style="list-style-type: none"> 2021: Did not play, missing the entire year after undergoing Tommy John surgery ... tore his UCL while playing catch in February 2021. 2017-2019: Drafted by Pittsburgh in the 21st Round in 2017 and spent three seasons in the Pirates organization, slashing .274/.361/.417 (174-for-636) across 189 games, reaching as high as Double-A Altoona in 2019 ... named a Florida State League Mid-season All-Star in 2019. 2017-2021: Played four seasons with his hometown Perth Heat in the Australian Baseball League ... named 2019 ABL Rookie of the Year. 2018: Named the Idaho Falls Chukars Player of the Year ... also an MiLB.com Organization All-Star and Pioneer League All-Star. 	HIT STREAK: <ul style="list-style-type: none"> Ranked as the No. 35 prospect in the Royals' minor league system, according to <i>Baseball America</i>. 2021: Spent most of the season with Quad Cities (A+), playing 70 games for the River Bandits ... combined with five games of rehab in the Arizona Complex League, hit .243/.350/.368 (66-for-272) with six homers, 39 runs batted in ... named to the Surprise Saguaros of the Arizona Fall League after the MiLB season ended and slashed .317/.352/.463 (26-for-82) across 20 games, named a Rising Star in the Fall League. 2018: Named the Idaho Falls Chukars Player of the Year ... also an MiLB.com Organization All-Star and Pioneer League All-Star. 	HIT STREAK: <ul style="list-style-type: none"> Ranked as the No. 31 prospect in the Royals' minor league system, according to <i>Baseball America</i> ... also listed as having the "Best Outfield" among Royals' prospects in <i>Baseball America's</i> Best Tools surveys for five straight years, 2018 to 2022. 2021: Split the season between Quad Cities (A+) and Northwest Arkansas (AA), with a rehab appearance for the ACL Royals Gold, playing in 64 total games with a .213/.309/.511 (50-for-235) slash line ... after the MiLB season, assigned to the Surprise Saguaros of the Arizona Fall League and slashed .188/.287/.425 (15-for-80) but tied for the team lead both with six home runs and 20 runs batted in. 	HIT STREAK: <ul style="list-style-type: none"> Ranked as the No. 15 prospect in the Royals' minor league system, according to <i>Baseball America</i> ... the No. 24 prospect in the Royals' organization according to MLB Pipeline. 2021: Spent the entire season with Quad Cities (A+) and slashed .289/.351/.531 (112-for-388) in 99 games ... won the Minor League Gold Glove at second base, with a .989 fielding percentage in 284 total chances, which led ALL MiLB second basemen ... also named an MiLB.com organization All-Star and High-A Central Postseason All-Star ... reached base in 80 of 90 games played for the River Bandits. 	HIT STREAK: <ul style="list-style-type: none"> 2021: Took one at-bat for the Naturals on 5/21 in Springfield and played two innings in left field, before being assigned to Quad Cities (A+) on 5/25 ... played in 38 games for the River Bandits, making 24 starts at first and slashing .264/.376/.482 (29-for-110) ... after hitting a solo home run in the fourth inning on 9/9 vs. Peoria, pitched the 11th inning and took the loss in an 8-5 defeat. 2018-2020: Played 104 games of Indy Ball for four teams across four different leagues, slashed a collective .273/.368/.349 (76-for-278). 2016-2017: Drafted in the 	REACHED BASE STREAK: <ul style="list-style-type: none"> 2021: Took one at-bat for the Naturals on 5/21 in Springfield and played two innings in left field, before being assigned to Quad Cities (A+) on 5/25 ... played in 38 games for the River Bandits, making 24 starts at first and slashing .264/.376/.482 (29-for-110) ... after hitting a solo home run in the fourth inning on 9/9 vs. Peoria, pitched the 11th inning and took the loss in an 8-5 defeat. 2018-2020: Played 104 games of Indy Ball for four teams across four different leagues, slashed a collective .273/.368/.349 (76-for-278). 2016-2017: Drafted in the 	HIT STREAK: <ul style="list-style-type: none"> 2021: Split the season between Omaha (AAA) and Kansas City, appearing in 17 games (9 starts) for the Royals in his first Major League season and slashed .175/.250/.225 (7-for-40) ... made his Major League debut on 5/8 against the White Sox as the starting catcher ... appeared in 42 games with the Storm Chasers and slashed .260/.319/.380 (39-for-150) and threw out 10 of 34 would-be base stealers (29.9%). 2019: Played most of the year with Wilmington (A+) but played three games for Omaha (AAA) ... made his Triple-A debut on 5/27, going 3-for-8 (.375) with three runs scored in three games before returning to the Blue Rocks on 5/31. 	REACHED BASE STREAK: <ul style="list-style-type: none"> Ranked as the No. 28 prospect in the Royals' minor league system, according to <i>Baseball America</i> ... the No. 22 prospect in the Royals' system according to MLB Pipeline ... listed as having the "Best Infield Arm" among Royals' prospects in <i>Baseball America's</i> 2022 Best Tools survey. 2021: Split his season between Columbia (A), and Quad Cities (A+) and slashed a combined .291/.380/.405 (120-for-480) between the two levels ... ranked third in the Royals' minor league system in batting average (.291) among qualified hitters and sixth in BABIP (.341) ... was fifth in the organization in hits (120), tied for fourth in steals (35) ... added to Kansas City's 40-man roster on November 19, 2021. 	HIT STREAK: <ul style="list-style-type: none"> 2021: Spent the first month and a half of the season with Columbia (A) before a promotion to Quad Cities (A+) on 6/15, where he finished out the season ... combined to slash .222/.343/.429 (76-for-343) over 97 games, with 16 home runs and 52 runs batted in ... assigned to the Surprise Saguaros of the Arizona Fall League after the MiLB season ... across 19 games, slashed .171/.244/.271 (12-for-70) with four doubles. 2019: Assigned to Burlington (R) after being drafted and played in 60 games for the Royals, slashing .267/.410/.400 (56-for-210) with 17 extra-base hits (five home runs) and 29 runs batted in. 	REACHED BASE STREAK: <ul style="list-style-type: none"> 2021: Spent the season with Quad Cities (A+) and slashed .241/.368/.451 (62-for-257) in 77 games ... named a High-A Central post-season All-Star at catcher ... hit a walk-off homer in Game 4 of the High-A Central Championship Series on 9/25 to win 2-1 and force Game 5. 2019: Spent the season with Burlington (R) and led the league in batting average (.352), on-base percentage (.481), slugging percentage (.648) and OPS (1.130), ranked tied for fourth in walks (31) and tied for sixth in home runs (9). MISC: Grew up down the street from Surprise Stadium, was a clubbie for the AZL Royals the summer of 2011 while in high school. 	HIT STREAK: <ul style="list-style-type: none"> 2021: Began his professional career splitting the year between Columbia (A) and Quad Cities (A+) and combined to slash .285/.380/.427 (94-for-330) with 30 extra-base hits and 45 runs batted in ... his .380 OBP ranked fourth among qualified Royals Minor Leaguers, while a .285 average and .807 OPS ranked eighth. 2017-2020: Played collegiately at the University of Georgia, where he slashed .317/.384/.412 (143-for-451) in 125 games with 14 doubles, nine home runs and 62 RBI ... lists his favorite college memory as playing at Baum-Walker Stadium his freshman season. 	HIT STREAK: <ul style="list-style-type: none"> Ranked as the No. 12 prospect in the Royals' minor league system, according to <i>Baseball America</i> ... the No. 6 prospect in the Royals' system according to MLB Pipeline ... listed as having the "Best Strike-Zone Discipline" among Royals' prospects in <i>Baseball America's</i> 2021 AND 2022 Best Tools surveys. 2021: Spent his first professional season with Quad Cities (A+) and slashed .289/.374/.464 (103-for-356) across 90 games while being named an MiLB.com Organization All-Star at third base ... won the High-A Central batting title with a .289 average and placed fifth with a .373 OBP and .837 OPS ... hit for the cycle on 8/1, going 5-for-6 at the plate with a walk-off homer in the ninth to complete the cycle. 	HIT STREAK: <ul style="list-style-type: none"> 2021: Did not play, missing the entire year after undergoing Tommy John surgery ... tore his UCL while playing catch in February 2021. 2017-2019: Drafted by Pittsburgh in the 21st Round in 2017 and spent three seasons in the Pirates organization, slashing .274/.361/.417 (174-for-636) across 189 games, reaching as high as Double-A Altoona in 2019 ... named a Florida State League Mid-season All-Star in 2019. 2017-2021: Played four seasons with his hometown Perth Heat in the Australian Baseball League ... named 2019 ABL Rookie of the Year. 2018: Named the Idaho Falls Chukars Player of the Year ... also an MiLB.com Organization All-Star and Pioneer League All-Star. 	HIT STREAK: <ul style="list-style-type: none"> Ranked as the No. 35 prospect in the Royals' minor league system, according to <i>Baseball America</i>. 2021: Spent most of the season with Quad Cities (A+), playing 70 games for the River Bandits ... combined with five games of rehab in the Arizona Complex League, hit .243/.350/.368 (66-for-272) with six homers, 39 runs batted in ... named to the Surprise Saguaros of the Arizona Fall League after the MiLB season ended and slashed .317/.352/.463 (26-for-82) across 20 games, named a Rising Star in the Fall League. 2018: Named the Idaho Falls Chukars Player of the Year ... also an MiLB.com Organization All-Star and Pioneer League All-Star. 	HIT STREAK: <ul style="list-style-type: none"> Ranked as the No. 31 prospect in the Royals' minor league system, according to <i>Baseball America</i> ... also listed as having the "Best Outfield" among Royals' prospects in <i>Baseball America's</i> Best Tools surveys for five straight years, 2018 to 2022. 2021: Split the season between Quad Cities (A+) and Northwest Arkansas (AA), with a rehab appearance for the ACL Royals Gold, playing in 64 total games with a .213/.309/.511 (50-for-235) slash line ... after the MiLB season, assigned to the Surprise Saguaros of the Arizona Fall League and slashed .188/.287/.425 (15-for-80) but tied for the team lead both with six home runs and 20 runs batted in. 	HIT STREAK: <ul style="list-style-type: none"> Ranked as the No. 15 prospect in the Royals' minor league system, according to <i>Baseball America</i> ... the No. 24 prospect in the Royals' organization according to MLB Pipeline. 2021: Spent the entire season with Quad Cities (A+) and slashed .289/.351/.531 (112-for-388) in 99 games ... won the Minor League Gold Glove at second base, with a .989 fielding percentage in 284 total chances, which led ALL MiLB second basemen ... also named an MiLB.com organization All-Star and High-A Central Postseason All-Star ... reached base in 80 of 90 games played for the River Bandits. 	HIT STREAK: <ul style="list-style-type: none"> 2021: Took one at-bat for the Naturals on 5/21 in Springfield and played two innings in left field, before being assigned to Quad Cities (A+) on 5/25 ... played in 38 games for the River Bandits, making 24 starts at first and slashing .264/.376/.482 (29-for-110) ... after hitting a solo home run in the fourth inning on 9/9 vs. Peoria, pitched the 11th inning and took the loss in an 8-5 defeat. 2018-2020: Played 104 games of Indy Ball for four teams across four different leagues, slashed a collective .273/.368/.349 (76-for-278). 2016-2017: Drafted in the 	REACHED BASE STREAK: <ul style="list-style-type: none"> 2021: Took one at-bat for the Naturals on 5/21 in Springfield and played two innings in left field, before being assigned to Quad Cities (A+) on 5/25 ... played in 38 games for the River Bandits, making 24 starts at first and slashing .264/.376/.482 (29-for-110) ... after hitting a solo home run in the fourth inning on 9/9 vs. Peoria, pitched the 11th inning and took the loss in an 8-5 defeat. 2018-2020: Played 104 games of Indy Ball for four teams across four different leagues, slashed a collective .273/.368/.349 (76-for-278). 2016-2017: Drafted in the 	HIT STREAK: <ul style="list-style-type: none"> 2021: Split the season between Omaha (AAA) and Kansas City, appearing in 17 games (9 starts) for the Royals in his first Major League season and slashed .175/.250/.225 (7-for-40) ... made his Major League debut on 5/8 against the White
--	---	--	--	--	--	---	--	---	--	---	--	---	---	--	---	--	---	---	--	---	--	---	--	---	---	--	---	--	---	---	--	---	--	---	--	---	---	--	---	--	---	---	--	---	--	---	--	---	---	--	---	--	--



So Nice, They Did It Twice (Or More)	Multi-Hit Games					Multi-Run Games					Multi-RBI Games					Multi-BB Games					Multi-K Games					Multi-SB Games				
	2	3	4	5+	T	2	3	4	5+	T	2	3	4	5+	T	2	3	4	5+	T	2	3	4	5+	T	2	3	4	5+	T
12 Bradley, Tucker	-	-	-	-	-	-	-	-	-	-	-	-	-	-	-	-	-	-	-	-	-	-	-	-	-	-	-	-	-	-
2 Copley, Tyler	-	-	-	-	-	-	-	-	-	-	-	-	-	-	-	-	-	-	-	-	-	-	-	-	-	-	-	-	-	-
19 Eaton, Nathan	1	-	-	-	-	-	-	-	-	-	-	-	-	-	-	-	-	-	-	-	-	-	-	-	-	-	-	-	-	-
7 Garcia, Maikel	1	-	-	-	-	-	-	1	-	-	-	-	-	-	-	1	-	-	-	-	-	-	-	-	-	-	-	-	-	-
16 Glendinning, Robbie	-	-	-	-	-	-	-	-	-	-	-	-	-	-	-	-	-	-	-	-	-	-	-	-	-	-	-	-	-	-
4 Grotjohn, Ryan	-	-	-	-	-	-	-	-	-	-	-	-	-	-	-	-	-	-	-	-	-	-	-	-	-	-	-	-	-	-
13 Loftin, Nick	-	-	-	-	-	-	1	-	-	-	-	-	-	-	-	-	-	-	-	-	-	-	-	-	-	-	-	-	-	-
26 Massey, Michael	-	-	-	-	-	-	-	-	-	-	-	-	-	-	-	-	-	-	-	-	1	-	-	-	-	-	-	-	-	-
25 Matias, Seuly	1	-	-	-	-	-	-	-	-	-	-	1	-	-	-	-	-	-	-	-	1	-	-	-	-	-	-	-	-	-
9 Means, Jake	-	-	-	-	-	-	-	-	-	-	-	-	-	-	-	-	-	-	-	-	-	-	-	-	-	-	-	-	-	-
11 Porter, Logan	-	-	-	-	-	-	-	-	-	-	-	-	-	-	-	-	-	-	-	-	-	-	-	-	-	-	-	-	-	-
1 Rave, John	1	-	-	-	-	-	-	-	-	-	-	-	-	-	-	-	-	-	-	-	1	-	-	-	-	-	-	-	-	-
3 Rivero, Sebastian	-	-	-	-	-	-	-	-	-	-	-	-	-	-	-	1	-	-	-	-	-	-	-	-	-	-	-	-	-	-
44 Stupienski, Gavin	-	-	-	-	-	-	-	-	-	-	-	-	-	-	-	-	-	-	-	-	-	-	-	-	-	-	-	-	-	-
	4	0	0	0	0	0	0	1	1	0	0	0	1	0	0	0	2	0	0	0	0	3	0	0	0	0	0	0	0	0

		Hitting Streaks										On-Base Streaks									
Player	Current	Longest	Dates/Results								Current	Longest	Dates/Results								
			Start	End	Avg	2B	3B	HR	RBI	OPS			Start	End	Avg	2B	HR	BB	HBP	OBP	
12 Bradley, Tucker	-	-	-	-	(-)						-	-			(-)						
2 Copley, Tyler	-	-	-	-	(-)						-	-			(-)						
19 Eaton, Nathan	-	-	-	-	(-)						-	-			(-)						
7 Garcia, Maikel	-	-	-	-	(-)						-	-			(-)						
16 Glendinning, Robbie	-	-	-	-	(-)						-	-			(-)						
4 Grotjohn, Ryan	-	-	-	-	(-)						-	-			(-)						
13 Loftin, Nick	-	-	-	-	(-)						-	-			(-)						
26 Massey, Michael	-	-	-	-	(-)						-	-			(-)						
25 Matias, Seuly	-	-	-	-	(-)						-	-			(-)						
9 Means, Jake	-	-	-	-	(-)						-	-			(-)						
11 Porter, Logan	-	-	-	-	(-)						-	-			(-)						
1 Rave, John	-	-	-	-	(-)						-	-			(-)						
3 Rivero, Sebastian	-	-	-	-	(-)						-	-			(-)						
44 Stupienski, Gavin	-	-	-	-	(-)						-	-			(-)						

BOLD indicates longest streak in 2022 among active players

Italics indicates longest personal streak is active

Pitches/Plate Appearance & Plate Appearance Depth										Naturals 10-Pitch At-Bat Log					
Player	Avg. P/PA	Total PA	Total P	Longest PA (#)	Date	Inn.	Pitcher	Result		Date	Inning	Pitches	Pitcher	Batter	Result
12 Bradley, Tucker															
2 Copley, Tyler															
19 Eaton, Nathan	2.80	5	14	5	April 8	▲ 6	Garrett Williams (SPR)	Walk							
7 Garcia, Maikel	4.33	6	26	7	April 8	▲ 6	Edgar Escobar (SPR)	Groundout (6-3)							
16 Glendinning, Robbie	4.60	5	23	6 (2x)	April 8	▲ 7	Michael Brettell (SPR)	Walk							
4 Grotjohn, Ryan															
13 Loftin, Nick	3.17	6	19	4 (3x)	April 8	▲ 7	Edgar Escobar (SPR)	RBI Single							
26 Massey, Michael	3.50	6	21	7	April 8	▲ 9	Grant Black (SPR)	Popout (P6)							
25 Matias, Seuly	2.80	5	14	4 (2x)	April 8	▲ 3	Connor Lunn (SPR)	Strikeout Swinging							
9 Means, Jake	4.00	5	20	8	April 8	▲ 7	Michael Brettell (SPR)	RBI Walk							
11 Porter, Logan															
1 Rave, John	4.40	5	22	6	April 8	▲ 5	Connor Lunn (SPR)	Single							
3 Rivero, Sebastian	5.20	5	26	8	April 8	▲ 3	Connor Lunn (SPR)	Groundout (5-3)							
44 Stupienski, Gavin															
	3.85	48	185												

Pinch Hitting Log				
Date	Inning	Pinch Hitter	Hitting For	Result

Naturals Pinch Hitters: 0-for-0



12

LONG BALL LOG



HOME RUN BREAKDOWN

[illegible]

INNING DISTRIBUTION

[illegible]

BACK-TO-BACK HOMERS (0)		2-HOMER GAMES (0)		3-HOMER GAMES (0)		GRAND SLAMS (0)	
PLAYERS	DATE/OPPONENT (INN.)	PLAYER (CAREER NO.)	DATE/OPPONENT	PLAYER (CAREER NO.)	DATE/OPPONENT	PLAYER (CAREER NO.)	DATE/OPPONENT (INN.)

LEADOFF HOMERS (0)		INSIDE-THE PARK HOMERS (0)		PINCH-HIT HOMERS (0)		WALK-OFF HOMERS (0)	
PLAYER (CAREER NO.)	DATE/OPPONENT	PLAYER (CAREER NO.)	DATE/OPPONENT (INN.)	PLAYER (CAREER NO.)	DATE/OPPONENT (INN.)	PLAYER (CAREER NO.)	DATE/OPPONENT

HOME RUN SITUATION	#	DATE OF LAST	BATTER ('21 HR #)	PITCHER	COUNT	OUTS	INNING	SCORE @ HR	FINAL
--------------------	---	--------------	-------------------	---------	-------	------	--------	------------	-------

[illegible]



HOME/AWAY

Home Games.....	
Away Games.....	1-0

MONTH

April.....	1-0
May.....	
June.....	
July.....	
August.....	
September.....	

OPPONENT

vs. Amarillo.....	
vs. Arkansas.....	
vs. Corpus Christi.....	
vs. Frisco.....	
vs. Midland.....	
vs. San Antonio.....	
vs. Springfield.....	1-0
vs. Tulsa.....	
vs. Wichita.....	

DAY OF THE WEEK

on Monday.....	
on Tuesday.....	
on Wednesday.....	
on Thursday.....	
on Friday.....	1-0
on Saturday.....	
on Sunday.....	

PITCHING

vs. Left-Handed Starter.....	
vs. Right-Handed Starter.....	1-0
WITH Left-Handed Starter.....	1-0
WITH Right-Handed Starter.....	

SCORING

1-Run Games.....	
2-Run Games.....	
3-4-Run Games.....	1-0
5+ Run Games.....	
Extra Innings.....	
Shutouts.....	
Doubleheaders.....	
Scoring 0-2 Runs.....	
3-5 Runs.....	
6-9 Runs.....	
10+ Runs.....	1-0
Opponent 0-2 Runs.....	
3-5 Runs.....	
6-9 Runs.....	1-0
10+ Runs.....	

Scored in 1st Inning.....	1-0
Opponent scored in 1st.....	
Scores first.....	1-0
Opponent scores first.....	

HITTING

Naturals 0-5 hits.....	
6-9 hits.....	
10+ hits.....	1-0
Opponent 0-5 hits.....	
6-9 hits.....	1-0
10+ hits.....	
Hit 0 home runs.....	1-0
1 home run.....	
2 home runs.....	
3+ home runs.....	
Opponent hit 0 home runs.....	
1 home run.....	
2 home runs.....	1-0
3+ home runs.....	
Out-hit opponent.....	1-0
Out-hit by opponent.....	
Hits are tied.....	
Leave 0-5 runners on base.....	
6-9 on base.....	
10+ on base.....	1-0

FIELDING

Made 0 errors.....	1-0
1 error.....	
2+ errors.....	
Opponent made 0 errors.....	
1 error.....	
2+ errors.....	1-0

TEAM HIGHS

LONGEST WIN STREAK.....	
LONGEST LOSING STREAK.....	
LONGEST HOME WINNING STREAK.....	
LONGEST HOME LOSING STREAK.....	
LONGEST ROAD WINNING STREAK.....	
LONGEST ROAD LOSING STREAK.....	
LARGEST MARGIN OF VICTORY.....	3 Runs..... April 8 @ Springfield, 11-8 W
LARGEST MARGIN OF DEFEAT.....	
LONGEST GAME, INNINGS.....	12..... September 2 vs. Corpus Christi, W, 4-3 (12)
LONGEST GAME, TIME.....	3:55..... April 8 @ Springfield, 11-8 W
LONGEST 9-INNING GAME, TIME.....	3:55..... April 8 @ Springfield, 11-8 W
SHORTEST 9-INNING GAME, TIME.....	3:55..... April 8 @ Springfield, 11-8 W
SHORTEST GAME, TIME.....	3:55..... April 8 @ Springfield, 11-8 W
LARGEST COMEBACK WIN.....	4 Runs..... Most recently: After the 6th inning, April 8 @ Springfield, 11-8 W
LARGEST MARGIN OF LEAD SURRENDERED.....	
MOST ERRORS, TEAM.....	
MOST ERRORS, PLAYER.....	
LARGEST CROWD, HOME.....	
SMALLEST CROWD, HOME.....	
WARMEST FIRST PITCH.....	42°..... April 8 @ Springfield, 11-8 W
COLDEST FIRST PITCH.....	42°..... April 8 @ Springfield, 11-8 W

OFFENSIVE HIGHS

MOST RUNS SCORED, GAME.....	11..... April 8 @ Springfield, 11-8 W
MOST RUNS SCORED, INNING.....	4..... 7th inning, April 8 @ Springfield, 11-8 W
FEWEST HITS, GAME.....	12..... April 8 @ Springfield, 11-8 W
MOST HITS, GAME.....	12..... April 8 @ Springfield, 11-8 W
MOST DOUBLES, GAME.....	2..... April 8 @ Springfield, 11-8 W
MOST TRIPLES, GAME.....	
MOST HOME RUNS, GAME.....	
MOST RBI, GAME.....	9..... April 8 @ Springfield, 11-8 W
MOST RUNNERS LOB, GAME.....	10..... April 8 @ Springfield, 11-8 W
MOST TOTAL BASES, GAME.....	14..... April 8 @ Springfield, 11-8 W
MOST WALKS, GAME.....	8..... April 8 @ Springfield, 11-8 W
MOST STRIKEOUTS, GAME.....	8..... April 8 @ Springfield, 11-8 W
FEWEST STRIKEOUTS, GAME.....	8..... April 8 @ Springfield, 11-8 W
MOST STOLEN BASES, GAME.....	3..... April 8 @ Springfield, 11-8 W
MOST HIT BY PITCHES.....	

INDIVIDUAL OFFENSIVE HIGHS

MOST RUNS, GAME.....	4, Maikel Garcia ^..... April 8 @ Springfield, 11-8 W
MOST HITS, GAME.....	2, (4x)..... Garcia, Matias, Eaton & Rave: April 8 @ Springfield, 11-8 W
MOST DOUBLES, GAME.....	1 (2x)..... Matias & Rivero, April 8 @ Springfield, 11-8 W
MOST TRIPLES, GAME.....	
MOST HOME RUNS, GAME.....	
MOST RBI, GAME.....	3, Seuly Matias..... April 8 @ Springfield, 11-8 W
MOST WALKS, GAME.....	2 (2x)..... Garcia & Rivero, April 8 @ Springfield, 11-8 W
MOST STRIKEOUTS, GAME.....	2 (3x)..... Massey, Matias & Rave: April 8 @ Springfield, 11-8 W
MOST STOLEN BASES, GAME.....	1 (3x)..... Eaton, Means & Garcia, April 8 @ Springfield, 11-8 W
MOST HIT BY PITCHES, GAME.....	

PITCHING HIGHS

MOST RUNS ALLOWED, GAME.....	8..... April 8 @ Springfield, 11-8 W
MOST RUNS ALLOWED, INNING.....	3..... 6th inning, April 8 @ Springfield, 11-8 W
FEWEST HITS ALLOWED, GAME.....	8..... April 8 @ Springfield, 11-8 W
MOST HITS ALLOWED, GAME.....	8..... April 8 @ Springfield, 11-8 W
FEWEST STRIKEOUTS, GAME.....	6..... April 8 @ Springfield, 11-8 W
MOST STRIKEOUTS, GAME.....	6..... April 8 @ Springfield, 11-8 W
FEWEST WALKS ALLOWED, GAME.....	9..... April 8 @ Springfield, 11-8 W
MOST WALKS ALLOWED, GAME.....	9..... April 8 @ Springfield, 11-8 W
MOST HOME RUNS ALLOWED, GAME.....	2..... April 8 @ Springfield, 11-8 W

INDIVIDUAL PITCHING HIGHS

MOST RUNS ALLOWED, GAME.....	4, Christian Cosby..... April 8 @ Springfield, 11-8 W
MOST EARNED RUNS ALLOWED, GAME.....	4, Christian Cosby..... April 8 @ Springfield, 11-8 W
FEWEST HITS ALLOWED, GAME (STARTER).....	4, Drew Parrish..... April 8 @ Springfield, 11-8 W
MOST HITS ALLOWED, GAME.....	4, Drew Parrish..... April 8 @ Springfield, 11-8 W
MOST HOME RUNS ALLOWED, GAME.....	1 (2x)..... Parrish & Cosby, April 8 @ Springfield, 11-8 W
MOST STRIKEOUTS.....	3, Drew Parrish..... April 8 @ Springfield, 11-8 W
MOST WALKS ALLOWED, GAME.....	4, Jonah Dipoto..... April 8 @ Springfield, 11-8 W
MOST INNINGS PITCHED, STARTER.....	3.0, Drew Parrish..... April 8 @ Springfield, 11-8 W
MOST PITCHES THROWN, STARTER.....	73, Drew Parrish..... April 8 @ Springfield, 11-8 W
MOST INNINGS PITCHED, RELIEVER.....	2.2 (2x)..... Cosby & Sotillet, April 8 @ Springfield, 11-8 W
MOST PITCHES THROWN, RELIEVER.....	50, Christian Cosby..... April 8 @ Springfield, 11-8 W

^ Indicates All-Time Naturals Record Tied

* Indicates All-Time Naturals Record Set



16

GAME-BY-GAME STARTERS (BY POSITION)

[illegible]



17

GAME-BY-GAME STARTERS (BY LINEUP)



DATE	OPPONENT	RESULT	1	2	3	4	5	6	7	8	9
4/8	at Springfield	W, 11-8	Maikel Garcia	Nick Loftin	Michael Massey	Seuly Matias	Sebastian Rivero	Robbie Glendinning	Nate Eaton	Jake Means	John Rave
4/9	at Springfield										
4/10	WICHITA										
4/12	WICHITA										
4/13	WICHITA										
4/14	WICHITA										
4/15	WICHITA										
4/16	WICHITA										
4/17	WICHITA										
4/19	at Frisco										
4/20	at Frisco										
4/21	at Frisco										
4/22	at Frisco										
4/23	at Frisco										
4/24	at Frisco										
4/26	AMARILLO										
4/27	AMARILLO										
4/28	AMARILLO										
4/29	AMARILLO										
4/30	AMARILLO										
5/1	AMARILLO										
5/3	at Springfield										
5/4	at Springfield										
5/5	at Springfield										
5/6	at Springfield										
5/7	at Springfield										
5/8	at Springfield										
5/10	WICHITA										
5/11	WICHITA										
5/12	WICHITA										
5/13	WICHITA										
5/14	WICHITA										
5/15	WICHITA										
5/17	at Arkansas										
5/18	at Arkansas										
5/19	at Arkansas										
5/20	at Arkansas										
5/21	at Arkansas										
5/22	at Arkansas										
5/24	at Midland										
5/25	at Midland										
5/26	at Midland										
5/27	at Midland										
5/28	at Midland										
5/29	at Midland										
5/31	CORPUS CHRISTI										
6/1	CORPUS CHRISTI										
6/2	CORPUS CHRISTI										
6/3	CORPUS CHRISTI										
6/4	CORPUS CHRISTI										
6/5	CORPUS CHRISTI										
6/7	at Tulsa										
6/8	at Tulsa										
6/9	at Tulsa										
6/10	at Tulsa										
6/11	at Tulsa										
6/12	at Tulsa										
6/14	ARKANSAS										
6/15	ARKANSAS										
6/16	ARKANSAS										
6/17	ARKANSAS										
6/18	ARKANSAS										
6/19	ARKANSAS										
6/21	SPRINGFIELD										
6/22	SPRINGFIELD										
6/23	SPRINGFIELD										
6/24	SPRINGFIELD										
6/25	SPRINGFIELD										
6/26	SPRINGFIELD										
6/28	at Amarillo										
6/29	at Amarillo										
6/30	at Amarillo										
7/1	at Amarillo										
7/2	at Amarillo										
7/3	at Amarillo										
7/4	TULSA										
7/6	TULSA										
7/7	TULSA										
7/8	TULSA										
7/9	TULSA										
7/10	TULSA										
7/12	at Corpus Christi										
7/13	at Corpus Christi										
7/14	at Corpus Christi										
7/15	at Corpus Christi										
7/16	at Corpus Christi										
7/17	at Corpus Christi										
7/22	SPRINGFIELD										
7/23	SPRINGFIELD										
7/24	SPRINGFIELD										
7/26	at Wichita										
7/27	at Wichita										
7/28	at Wichita										
7/29	at Wichita										
7/30	at Wichita										
7/31	at Wichita										
8/2	TULSA										
8/3	TULSA										
8/4	TULSA										
8/5	TULSA										
8/6	TULSA										
8/7	TULSA										
8/9	at Arkansas										
8/10	at Arkansas										
8/11	at Arkansas										
8/12	at Arkansas										
8/13	at Arkansas										
8/14	at Arkansas										
8/16	SAN ANTONIO										
8/17	SAN ANTONIO										
8/18	SAN ANTONIO										
8/19	SAN ANTONIO										
8/20	SAN ANTONIO										
8/21	SAN ANTONIO										
8/23	SPRINGFIELD										
8/24	SPRINGFIELD										
8/25	SPRINGFIELD										
8/26	SPRINGFIELD										
8/27	SPRINGFIELD										
8/28	SPRINGFIELD										
8/30	at Tulsa										
8/31	at Tulsa										
9/1	at Tulsa										
9/2	at Tulsa										
9/3	at Tulsa										
9/4	at Tulsa										
9/6	at Wichita										
9/7	at Wichita										
9/8	at Wichita										
9/9	at Wichita										
9/10	at Wichita										
9/11	at Wichita										
9/13	FRISCO										
9/14	FRISCO										
9/15	FRISCO										
9/16	FRISCO										
9/17	FRISCO										
9/18	FRISCO										



18

STARTER SUMMARY



CF

RF

SS

2B

SP

3B

1B

DH

C

Sebastian Rivero, 1 (1-0)

1 Maikel Garcia, 1 (1-0)	2 Nick Loftin, 1 (1-0)	3 Michael Massey, 1 (1-0)	4 Seuly Matias, 1 (1-0)	5 Sebastian Rivero, 1 (1-0)	6 Robbie Glendinning, 1 (1-0)	7 Nate Eaton, 1 (1-0)	8 Jake Means, 1 (1-0)	9 John Rave, 1 (1-0)
------------------------------------	----------------------------------	-------------------------------------	-----------------------------------	---------------------------------------	---	---------------------------------	---------------------------------	--------------------------------

[illegible]

MOST USED LINEUP (1)		
	PLAYER	Pos.
1	Maikel Garcia	SS
2	Nick Loftin	CF
3	Michael Massey	2B
4	Seuly Matias	RF
5	Sebastian Rivero	C
6	Robbie Glendinning	DH
7	Nate Eaton	3B
8	Jake Means	1B
9	John Rave	LF
OUTFIELD ASSISTS		

CATCHER PITCHING STATS

[illegible]



GM #	APRIL	OPPONENT	SCORE	RECORD	Pos./G+/-	W/IN	Loss	SAVE	TEMP.	1ST PITCH	TIME	ATT.	HOME ATT.	NATURALS				OPPONENT			
														R	H	E	LO	R	H	E	LO
1	4/8	at Springfield	W, 11-8	1 - 0	T-1st/+1.0	Á. Sotillet (1-0)	G. Black (0-1)	-	42°	6:41 PM	3:55	3,682		11	12	0	10	8	8	4	10
2	4/9	at Springfield																			
3	4/10	at Springfield																			
4	4/12	WICHITA																			
5	4/13	WICHITA																			
6	4/14	WICHITA																			
7	4/15	WICHITA																			
8	4/16	WICHITA																			
9	4/17	WICHITA																			
10	4/19	at Frisco																			
11	4/20	at Frisco																			
12	4/21	at Frisco																			
13	4/22	at Frisco																			
14	4/23	at Frisco																			
15	4/24	at Frisco																			
16	4/26	AMARILLO																			
17	4/27	AMARILLO																			
18	4/28	AMARILLO																			
19	4/29	AMARILLO																			
20	4/30	AMARILLO																			

APRIL Hitting Results: TBD // APRIL Pitching Results: TBD

GM #	MAY	OPPONENT	SCORE	RECORD	Pos./G+/-	W/IN	Loss	SAVE	TEMP.	1ST PITCH	TIME	ATT.	HOME ATT.	NATURALS				OPPONENT			
														R	H	E	LO	R	H	E	LO
21	5/1	AMARILLO																			
22	5/3	at Springfield																			
23	5/4	at Springfield																			
24	5/5	at Springfield																			
25	5/6	at Springfield																			
26	5/7	at Springfield																			
27	5/8	at Springfield																			
28	5/10	WICHITA																			
29	5/11	WICHITA																			
30	5/12	WICHITA																			
31	5/13	WICHITA																			
32	5/14	WICHITA																			
33	5/15	WICHITA																			
34	5/17	at Arkansas																			
35	5/18	at Arkansas																			
36	5/19	at Arkansas																			
37	5/20	at Arkansas																			
38	5/21	at Arkansas																			
39	5/22	at Arkansas																			
40	5/24	at Midland																			
41	5/25	at Midland																			
42	5/26	at Midland																			
43	5/27	at Midland																			
44	5/28	at Midland																			
45	5/29	at Midland																			
46	5/31	CORPUS CHRISTI																			

MAY Hitting Results: TBD // MAY Pitching Results: TBD

GM #	JUNE	OPPONENT	SCORE	RECORD	Pos./G+/-	W/IN	Loss	SAVE	TEMP.	1ST PITCH	TIME	ATT.	HOME ATT.	NATURALS				OPPONENT			
														R	H	E	LO	R	H	E	LO
47	6/1	CORPUS CHRISTI																			
48	6/2	CORPUS CHRISTI																			
49	6/3	CORPUS CHRISTI																			
50	6/4	CORPUS CHRISTI																			
51	6/5	CORPUS CHRISTI																			
52	6/7	at Tulsa																			
53	6/8	at Tulsa																			
54	6/9	at Tulsa																			
55	6/10	at Tulsa																			
56	6/11	at Tulsa																			
57	6/12	at Tulsa																			
58	6/14	ARKANSAS																			
59	6/15	ARKANSAS																			
60	6/16	ARKANSAS																			
61	6/17	ARKANSAS																			
62	6/18	ARKANSAS																			
63	6/19	ARKANSAS																			
64	6/21	SPRINGFIELD																			
65	6/22	SPRINGFIELD																			
66	6/23	SPRINGFIELD																			
67	6/24	SPRINGFIELD																			
68	6/25	SPRINGFIELD																			
69	6/26	SPRINGFIELD																			

1ST HALF Hitting Results: TBD // 1ST HALF Pitching Results: TBD



GM #	JUNE	OPPONENT	SCORE	RECORD	Pos./G+/-	WIN	LOSS	SAVE	TEMP.	1ST PITCH	TIME	ATT.	HOME ATT.	NATURALS				OPPONENT			
														R	H	E	LO	R	H	E	LO
70	6/28	at Amarillo																			
71	6/29	at Amarillo																			
72	6/30	at Amarillo																			
JUNE Hitting Results: TBD // JUNE Pitching Results: TBD																					
GM #	JULY	OPPONENT	SCORE	RECORD	Pos./G+/-	WIN	LOSS	SAVE	TEMP.	1ST PITCH	TIME	ATT.	HOME ATT.	NATURALS				OPPONENT			
														R	H	E	LO	R	H	E	LO
73	7/1	at Amarillo																			
74	7/2	at Amarillo																			
75	7/3	at Amarillo																			
76	7/4	TULSA																			
77	7/6	TULSA																			
78	7/7	TULSA																			
79	7/8	TULSA																			
80	7/9	TULSA																			
81	7/10	TULSA																			
82	7/12	at Corpus Christi																			
83	7/13	at Corpus Christi																			
84	7/14	at Corpus Christi																			
85	7/15	at Corpus Christi																			
86	7/16	at Corpus Christi																			
87	7/17	at Corpus Christi																			
88	7/22	SPRINGFIELD																			
89	7/23	SPRINGFIELD																			
90	7/24	SPRINGFIELD																			
91	7/26	at Wichita																			
92	7/27	at Wichita																			
93	7/28	at Wichita																			
94	7/29	at Wichita																			
95	7/30	at Wichita																			
96	7/31	at Wichita																			
JULY Hitting Results: TBD // JULY Pitching Results: TBD																					
GM #	AUGUST	OPPONENT	SCORE	RECORD	Pos./G+/-	WIN	LOSS	SAVE	TEMP.	1ST PITCH	TIME	ATT.	HOME ATT.	NATURALS				OPPONENT			
														R	H	E	LO	R	H	E	LO
97	8/2	TULSA																			
98	8/3	TULSA																			
99	8/4	TULSA																			
100	8/5	TULSA																			
101	8/6	TULSA																			
102	8/7	TULSA																			
103	8/9	at Arkansas																			
104	8/10	at Arkansas																			
105	8/11	at Arkansas																			
106	8/12	at Arkansas																			
107	8/13	at Arkansas																			
108	8/14	at Arkansas																			
109	8/16	SAN ANTONIO																			
110	8/17	SAN ANTONIO																			
111	8/18	SAN ANTONIO																			
112	8/19	SAN ANTONIO																			
113	8/20	SAN ANTONIO																			
114	8/21	SAN ANTONIO																			
115	8/23	SPRINGFIELD																			
116	8/24	SPRINGFIELD																			
117	8/25	SPRINGFIELD																			
118	8/26	SPRINGFIELD																			
119	8/27	SPRINGFIELD																			
120	8/28	SPRINGFIELD																			
121	8/30	at Tulsa																			
122	8/31	at Tulsa																			
AUGUST Hitting Results: TBD // AUGUST Pitching Results: TBD																					
GM #	SEPTEMBER	OPPONENT	SCORE	RECORD	Pos./G+/-	WIN	LOSS	SAVE	TEMP.	1ST PITCH	TIME	ATT.	HOME ATT.	NATURALS				OPPONENT			
														R	H	E	LO	R	H	E	LO
123	9/1	at Tulsa																			
124	9/2	at Tulsa																			
125	9/3	at Tulsa																			
126	9/4	at Tulsa																			
127	9/6	at Wichita																			
128	9/7	at Wichita																			
129	9/8	at Wichita																			
130	9/9	at Wichita																			
131	9/10	at Wichita																			
132	9/11	at Wichita																			
133	9/13	FRISCO																			
134	9/14	FRISCO																			
135	9/15	FRISCO																			
136	9/16	FRISCO																			
137	9/17	FRISCO																			
138	9/18	FRISCO																			
SEPTEMBER Hitting Results: TBD // SEPTEMBER Pitching Results: TBD																					
2ND HALF Hitting Results: TBD // 2ND HALF Pitching Results: TBD																					

DATE	OPPONENT	RESULT	IP	H	R	ER	BB	SO	2B	3B	HR	AVG	WHIP	WP	BK	HB	GIDP	IBB	TBF	SV	ERA (SEASON)
4/8	at Springfield	W, 11-8	9.0	8	8	8	9	6	3	0	2	(.229)	(1.89)	2	0	1	0	0	45	0	8.00
4/9	at Springfield																				
4/10	at Springfield																				
4/12	WICHITA																				
4/13	WICHITA																				
4/14	WICHITA																				
4/15	WICHITA																				
4/16	WICHITA																				
4/17	WICHITA																				
4/19	at Frisco																				
4/20	at Frisco																				
4/21	at Frisco																				
4/22	at Frisco																				
4/23	at Frisco																				
4/24	at Frisco																				
4/26	AMARILLO																				
4/27	AMARILLO																				
4/28	AMARILLO																				
4/29	AMARILLO																				
4/30	AMARILLO																				
5/1	AMARILLO																				
5/3	at Springfield																				
5/4	at Springfield																				
5/5	at Springfield																				
5/6	at Springfield																				
5/7	at Springfield																				
5/8	at Springfield																				
5/10	WICHITA																				
5/11	WICHITA																				
5/12	WICHITA																				
5/13	WICHITA																				
5/14	WICHITA																				
5/15	WICHITA																				
5/17	at Arkansas																				
5/18	at Arkansas																				
5/19	at Arkansas																				
5/20	at Arkansas																				
5/21	at Arkansas																				
5/22	at Arkansas																				
5/24	at Midland																				
5/25	at Midland																				
5/26	at Midland																				
5/27	at Midland																				
5/28	at Midland																				
5/29	at Midland																				
5/31	CORPUS CHRISTI																				
6/1	CORPUS CHRISTI																				
6/2	CORPUS CHRISTI																				
6/3	CORPUS CHRISTI																				
6/4	CORPUS CHRISTI																				
6/5	CORPUS CHRISTI																				
6/7	at Tulsa																				
6/8	at Tulsa																				
6/9	at Tulsa																				
6/10	at Tulsa																				
6/11	at Tulsa																				
6/12	at Tulsa																				
6/14	ARKANSAS																				
6/15	ARKANSAS																				
6/16	ARKANSAS																				
6/17	ARKANSAS																				
6/18	ARKANSAS																				
6/19	ARKANSAS																				
6/21	SPRINGFIELD																				
6/22	SPRINGFIELD																				
6/23	SPRINGFIELD																				
6/24	SPRINGFIELD																				
6/25	SPRINGFIELD																				
6/26	SPRINGFIELD																				



GAME-BY-GAME HITTING





THE LAST TIME THE NATURALS...

THREW A PERFECT GAME	N/A
THREW A NO-HITTER	Brooks Pounders, 6/27/2013 vs. Midland
THREW A 9-INNING NO-HITTER	Brooks Pounders, 6/27/2013 vs. Midland
THREW A COMBINED NO-HITTER	Greg Holland, Chris Dwyer, Brandon Lafferty & Kendal Volz, 5/10/2012 vs. Springfield
THREW A COMBINED 1-HITTER (9 Innings)	N/A
THREW A COMBINED 1-HITTER (7 Innings)	Jonathan Heasley & Robert Garcia, 5/28/2021 vs. San Antonio (Game 2)
THREW A COMBINED 2-HITTER (9 Innings)	Jonathan Heasley, Derrick Adams & Josh Dye, 7/8/2021 @ Wichita
THREW A COMBINED 2-HITTER (7 Innings)	Nolan Watson, Yefri Del Rosario & Robert Garcia, 8/27/2021 vs. Springfield (Game 1)
GOT NO-HIT (9 INNINGS)	5/17/2016 vs. Arkansas, 6-0
GOT NO-HIT (LESS THAN 9 INNINGS)	N/A
GOT 1-HIT	8/31/2019 vs. Frisco
GOT 2-HIT	9/12/2021 @ Wichita
THREW A COMBINED 9-INNING SHUTOUT	9/8/2021 @ Wichita
THREW BACK-TO-BACK SHUTOUTS	Games 1 and 2, 8/14/2021 vs. Frisco
GOT SHUT OUT (9 INNINGS)	8/18/2021 vs. Tulsa
GOT SHUT OUT IN BACK-TO-BACK GAMES	August 12 & 13, 2019 @ Arkansas
GOT SHUT OUT IN 3 STRAIGHT GAMES	July 10 vs. Frisco, July 11 & 12, 2015 vs. Midland
GOT SHUT OUT (LESS THAN 9 INNINGS)	8/7/2021 @ Arkansas (5 Innings)
WON 11 GAMES IN A ROW	April 26 - May 6, 2015
WON 8 GAMES IN A ROW	June 14 - June 20, 2017
WON 7 GAMES IN A ROW	May 16 - May 22, 2015
WON 6 GAMES IN A ROW	August 2 - August 8, 2018
LOST 10 GAMES IN A ROW	April 6 - April 16, 2014
LOST 9 GAMES IN A ROW	April 8 - April 16, 2019
LOST 8 GAMES IN A ROW	July 2 - July 9, 2012
LOST 7 GAMES IN A ROW	July 12 - July 18, 2018
LOST 6 GAMES IN A ROW	July 15 - July 20, 2017
STRUCK OUT 19+ OPPOSING HITTERS	5/11/2013 @ Springfield (19)
STRUCK OUT 17+ OPPOSING HITTERS	8/29/2019 vs. Midland (18)
STRUCK OUT 15+ OPPOSING HITTERS	8/11/2021 vs. Frisco (16)
STRUCK OUT 10+ OPPOSING HITTERS	9/14/2021 vs. Springfield (11)
SCORED 20+ RUNS IN ONE GAME	8/20/2013 @ Springfield (21)
SCORED 15+ RUNS IN ONE GAME	8/24/2021 vs. Springfield (18)
SCORED 10+ RUNS IN ONE GAME	4/8/2022 @ Springfield (11)
ALLOWED 25+ RUNS IN ONE GAME	4/15/2011 @ San Antonio (26)
ALLOWED 20+ RUNS IN ONE GAME	7/25/2021 @ Tulsa (23)
ALLOWED 15+ RUNS IN ONE GAME	7/27/2021 vs. Wichita (18)
ALLOWED 10+ RUNS IN ONE GAME	9/17/2021 vs. Springfield (13)
HAD 22+ HITS IN ONE GAME	5/22/2010 vs. Arkansas (22)
HAD 20+ HITS IN ONE GAME	8/24/2021 vs. Springfield (20)
HAD 15+ HITS IN ONE GAME	9/11/2021 @ Wichita (16)
HAD 10+ HITS IN ONE GAME	4/8/2022 @ Springfield (12)
ALLOWED 25+ HITS IN ONE GAME	4/15/2011 @ San Antonio (26)
ALLOWED 20+ HITS IN ONE GAME	7/27/2021 vs. Wichita (23)
ALLOWED 15+ HITS IN ONE GAME	9/17/2021 vs. Springfield (18)
ALLOWED 10+ HITS IN ONE GAME	9/19/2021 vs. Springfield (10)
WALKED 14+ TIMES IN ONE GAME	5/8/2021 @ Arkansas (14)
WALKED 10+ TIMES IN ONE GAME	7/29/2021 vs. Wichita (10)
WALKED 8+ TIMES IN ONE GAME	8/20/2021 @ Tulsa (8)
ALLOWED 13+ WALKS IN ONE GAME	4/9/2015 @ Midland (13)
ALLOWED 10+ WALKS IN ONE GAME	8/1/2021 vs. Wichita (12)
ALLOWED 8+ WALKS IN ONE GAME	4/8/2022 @ Springfield (9)
HIT 7+ HOME RUNS IN A GAME	5/30/2021 vs. San Antonio (7)
HIT 5+ HOME RUNS IN A GAME	8/24/2021 vs. Springfield (5)
HIT 3+ HOME RUNS IN A GAME	9/11/2021 @ Wichita (3)
ALLOWED 7+ HOME RUNS IN A GAME	4/15/2011 @ San Antonio (7)
ALLOWED 5+ HOME RUNS IN A GAME	7/6/2021 @ Wichita (5)
ALLOWED 3+ HOME RUNS IN A GAME	7/27/2021 vs. Wichita (3)
HAD 2 PLAYERS HIT 2 HOME RUNS IN A GAME	Hunter Dozier & Bubba Starling, 4/10/2016 vs. Midland
HIT BACK-TO-BACK HOME RUNS	Freddy Fermin & Brewer Hicklen, 8/24/2021 vs. Springfield
HIT 3 STRAIGHT HOME RUNS	Bobby Witt Jr., Nick Pratto & MJ Melendez, 5/30/2021 vs. San Antonio
SCORED 10+ RUNS IN AN INNING	2nd Inning, 9/9/2021 @ Wichita (10)
SCORED 7+ RUNS IN AN INNING	2nd Inning, 9/9/2021 @ Wichita (10)
SCORED 5+ RUNS IN AN INNING	3rd Inning, 9/11/2021 @ Wichita (5)
SCORED 5+ RUNS IN AN EXTRA INNING	10th Inning, 6/2/2012 vs. Frisco (5)
ALLOWED 10+ RUNS IN AN INNING	7/26/2019 vs. Corpus Christi (11)
ALLOWED 7+ RUNS IN AN INNING	2nd Inning, 7/25/2021 @ Tulsa (7)
ALLOWED 5+ RUNS IN AN INNING	5th Inning, 9/1/2021 vs. Corpus Christi (5)
ALLOWED 5+ RUNS IN AN EXTRA INNING	10th Inning, 8/9/2018 vs. Midland
WON A GAME BY 15+ RUNS	18-1, 8/24/2021 vs. Springfield
WON A GAME BY 10+ RUNS	18-1, 8/24/2021 vs. Springfield
LOST A GAME BY 15+ RUNS	23-8, 7/25/2021 @ Tulsa
LOST A GAME BY 10+ RUNS	18-8, 7/27/2021 vs. Wichita
SCORED 12+ RUNS IN CONSECUTIVE GAMES	June 28 (vs. Tulsa) & July 2 (@ Frisco), 2015
SCORED 10+ RUNS IN CONSECUTIVE GAMES	July 7 & 8, 2021 @ Wichita
SCORED A RUN WITHOUT AN RBI	9/7/2021 @ Wichita
SCORED MULTIPLE RUNS WITHOUT AN RBI	2 Runs, 8/16/2018 @ Midland
TURNED 5 DOUBLE PLAYS IN ONE GAME	8/20/2015 @ San Antonio
TURNED 3+ DOUBLE PLAYS IN ONE GAME	9/11/2021 @ Wichita (4)
TURNED A TRIPLE PLAY	Frank Schwindel (1B) to Corey Toups (2B) to Humberto Arteaga (SS) to Schwindel to Toups, 8/31/2016 vs. Tulsa
HIT INTO A TRIPLE PLAY	Mauricio Ramos, 7/24/2016 vs. Springfield
COMMITTED 6 ERRORS	5/4/2019 vs. Midland
COMMITTED 5 ERRORS	5/29/2021 vs. San Antonio
COMMITTED 3+ ERRORS	8/17/2021 @ Tulsa (3)
EVERY NATURAL IN THE STARTING LINEUP HAD A HIT	7/2/2021 @ Springfield
EVERY NATURAL IN THE STARTING LINEUP SCORED A RUN	8/24/2021 vs. Springfield
EVERY NATURAL IN THE STARTING LINEUP HAD A HIT AND A RUN	7/2/2021 @ Springfield
LINEUP BATTED AROUND TWICE IN ONE GAME	2nd and 3rd Innings, 8/24/2021 vs. Springfield
WON ON THE LAST AT-BAT OF THE GAME (WALK-OFF WIN)	9/3/2021 vs. Corpus Christi
LOST ON THE LAST AT-BAT OF THE GAME (WALK-OFF LOSS)	8/20/2021 @ Tulsa
PLAYED BACK-TO-BACK EXTRA-INNING GAMES	September 2nd & 3rd, 2021 vs. Corpus Christi
WON BOTH GAMES OF A DOUBLEHEADER	8/24/2021 vs. Springfield (8-0, 4-1)
PITCHED SHUTOUTS IN BOTH GAMES OF A DOUBLEHEADER	8/14/2021 vs. Frisco (1-0, 10-0)
LOST BOTH GAMES OF A DOUBLEHEADER	5/30/2019 vs. Arkansas (7-4, 10-7)

THE LAST TIME A NATURALS HITTER...

HAD 6 HITS IN ONE GAME	Ed Lucas, 7/21/2008 @ Springfield
HAD 5 HITS IN ONE GAME	Dairon Blanco, 7/13/2021 vs. Arkansas
HAD 4 HITS IN ONE GAME	Clay Dungan, 9/4/2021 vs. Corpus Christi
HAD 3 HITS IN ONE GAME	Clay Dungan, 9/19/2021 vs. Springfield
HIT 3 HOME RUNS IN ONE GAME	Bobby Witt Jr., 5/30/2021 vs. San Antonio
HIT 2 HOME RUNS IN ONE GAME	Seuly Matias, 9/18/2021 vs. Springfield
HIT 2 TRIPLES IN ONE GAME	Taylor Featherston, 4/18/2019 vs. Springfield
HIT 3 DOUBLES IN ONE GAME	Ryan O'Hearn, 6/26/2016 @ Tulsa
HIT 2 DOUBLES IN ONE GAME	Vinnie Pasquantino, 9/3/2021 vs. Corpus Christi
HIT A GRAND SLAM	Brewer Hicklen, 9/24/2021 @ Wichita (AA-C CS)
HIT AN INSIDE-THE-PARK HOME RUN	Brewer Hicklen, 7/15/2021 vs. Arkansas
LED OFF A HOME GAME WITH A HOME RUN	Clay Dungan, 7/18/2021 vs. Arkansas
LED OFF A ROAD GAME WITH A HOME RUN	Clay Dungan, 7/24/2021 @ Tulsa
HIT A PINCH-HIT HOME RUN	Frank Schwindel, 8/21/2015 @ Corpus Christi
HIT A WALK-OFF HOME RUN	Gabriel Cancel, 4/20/2019 vs. Springfield
HIT FOR THE CYCLE	Nicky Lopez, 6/21/2018 @ Tulsa
HAD 7 RBI IN ONE GAME	Taylor Featherston, 7/20/2019 @ Amarillo
HAD 6 RBI IN ONE GAME	Nick Pratto, 5/21/2021 @ Springfield
HAD 5 RBI IN ONE GAME	Brewer Hicklen & Freddy Fermin, 8/24/2021 vs. Springfield
HAD 4 RBI IN ONE GAME	Seuly Matias, 9/18/2021 vs. Springfield
SCORED 4 RUNS IN ONE GAME	Maikel Garcia, 4/8/2022 @ Springfield
SCORED 3 RUNS IN ONE GAME	Nick Loftin, 4/8/2022 @ Springfield
WALKED 4 TIMES IN ONE GAME	Travis Jones, 4/29/2021 @ Springfield
WALKED 3 TIMES IN ONE GAME	Vinnie Pasquantino, 9/8/2021 @ Wichita
WALKED 2 TIMES IN ONE GAME	Maikel Garcia & Sebastian Rivero, 4/8/2022 @ Springfield
STOLE 4 BASES IN ONE GAME	Nick Heath, 5/20/2019 @ Arkansas
STOLE 3 BASES IN ONE GAME	Brewer Hicklen, 8/12/2021 vs. Frisco
STOLE 2 BASES IN ONE GAME	Brewer Hicklen, 9/15/2021 vs. Springfield
STRUCK OUT 5 TIMES IN ONE GAME	Dairon Blanco, 5/12/2021 vs. Tulsa
STRUCK OUT 4 TIMES IN ONE GAME	Meibrys Vilorio, 9/4/2021 vs. Corpus Christi
STRUCK OUT 3 TIMES IN ONE GAME	Jeison Guzman, 9/4/2021 vs. Corpus Christi
REACHED BASE 6 TIMES IN ONE GAME	Travis Jones, 6/29/2021 @ Springfield
REACHED BASE 5 TIMES IN ONE GAME	Clay Dungan, 9/4/2021 vs. Corpus Christi
REACHED BASE 4 TIMES IN ONE GAME	Maikel Garcia, 4/8/2022 @ Springfield
REACHED BASE IN EVERY TRIP TO THE PLATE (6 PA)	Johnny Givortella, 7/22/2010 @ Arkansas
REACHED BASE IN EVERY TRIP TO THE PLATE (5 PA)	Clay Dungan, 9/4/2021 vs. Corpus Christi
REACHED BASE IN EVERY TRIP TO THE PLATE (4 PA)	Vinnie Pasquantino, 9/8/2021 @ Wichita
REACHED 2 TIMES IN THE SAME INNING	Meibrys Vilorio, Freddy Fermin & Brewer Hicklen, 2nd Inning 9/9/2021 @ Wichita
HAD 2 HITS IN THE SAME INNING	Seuly Matias & Freddy Fermin, 2nd Inning 8/24/2021 vs. Springfield
SAW 16 PITCHES IN A SINGLE PLATE APPEARANCE	Donnie Dewees, 4/7/2017 vs. San Antonio
SAW 15 PITCHES IN A SINGLE PLATE APPEARANCE	Dennicher Carrasco, 7/18/2021 vs. Arkansas
SAW 14 PITCHES IN A SINGLE PLATE APPEARANCE	Jordan George, 8/27/2019 vs. Midland
SAW 10+ PITCHES IN A SINGLE PLATE APPEARANCE	Meibrys Vilorio, 9/15/2021 vs. Springfield (10)
HIT HOME RUNS IN BOTH GAMES OF A DOUBLEHEADER	Jimmy Govern, 8/14/2021 vs. Frisco
HIT HOME RUNS IN BACK-TO-BACK GAMES	Seuly Matias, 9/17 to 9/18/2021 vs. Springfield
HIT HOME RUNS IN 3 STRAIGHT GAMES	Freddy Fermin, 7/28 to 7/30/2021 vs. Wichita
HIT HOME RUNS IN 4 STRAIGHT GAMES	Wil Myers, 5/5 to 5/8/2012 vs. Tulsa
HIT HOME RUNS IN 5 STRAIGHT GAMES	Clint Robinson, 8/7 to 8/12/2010 vs. Arkansas, @ Frisco
HAD 2+ HITS IN 8 STRAIGHT GAMES	Kurt Mertins, May 25 to June 6, 2009
HAD 2+ HITS IN 7 STRAIGHT GAMES	Jeff Bianchi, July 20 to July 27, 2009
HAD 2+ HITS IN 6 STRAIGHT GAMES	Anderson Miller, May 14 to May 19, 2019
HAD 2+ HITS IN 5 STRAIGHT GAMES	Bobby Witt Jr., June 16 to June 20, 2021
HAD A 20+ GAME HITTING STREAK	Clint Robinson, 21 Games: June 15 - July 12, 2010
HAD A 18+ GAME HITTING STREAK	Jordan Parraz, 19 Games: May 27 - June 15, 2009
HAD A 16+ GAME HITTING STREAK	Jackson Flores, 17 Games: June 15 - July 6, 2018
HAD A 14+ GAME HITTING STREAK	Jackson Flores, 15 Games: July 31 - August 16, 2018
HAD A 12+ GAME HITTING STREAK	MJ Melendez, 12 Games: June 26 - July 8, 2010
HAD A 30+ GAME HITTING STREAK	Jackson Flores, 34 Games: May 29 - July 7, 2018
HAD A 25+ GAME HITTING STREAK	Vinnie Pasquantino, 25 Games: August 5 - September 3, 2021
HAD A 20+ GAME HITTING STREAK	Freddy Fermin, 23 Games: July 2, 2021 to August 4, 2021

THE LAST TIME A NATURALS PITCHER...

THREW A 1-HITTER (9 Innings)	N/A
THREW A 1-HITTER (7 Innings)	N/A
THREW A 2-HITTER (9 Innings)	N/A
THREW A 2-HITTER (7 Innings)	Drew Parrish, 8/27/2021 vs. Springfield (Game 2)
THREW A 9-INNING COMPLETE GAME SHUTOUT	Corey Ray, 6/8/2017 vs. Springfield
THREW A 7-INNING COMPLETE GAME SHUTOUT	Drew Parrish, 8/27/2021 vs. Springfield
THREW A 5-INNING COMPLETE GAME SHUTOUT	Danny Duffy, 9/2/2010 vs. Arkansas
THREW A 9-INNING COMPLETE GAME	Scott Blewett, 8/10/2018 vs. Frisco
THREW AN 8-INNING COMPLETE GAME	Ofredy Gomez, 8/2/2019 @ Tulsa
THREW A 7-INNING COMPLETE GAME	Drew Parrish, 8/27/2021 vs. Springfield
THREW A 6-INNING COMPLETE GAME	Sugar Ray Marimon, 5/26/2013 @ San Antonio
STRUCK OUT 13 IN A GAME	Danny Duffy, July 17, 2013 @ Tulsa
STRUCK OUT 12 IN A GAME	Josh Staumont, 9/4/2016 vs. Arkansas
STRUCK OUT 11 IN A GAME	Alec Marsh, 5/14/2021 vs. Tulsa
STRUCK OUT 10 IN A GAME	Jonathan Bowlan, 5/5/2021 @ Arkansas
WALKED 8 IN A GAME	Noel Arguelles, 5/12/2013 @ Springfield
WALKED 7 IN A GAME	Jason Adam, 7/5/2013 @ Midland
WALKED 6 IN A GAME	Emilio Ogando, 6/9/2018 @ Arkansas
WALKED 5 IN A GAME	Drew Parrish, 8/21/2021 @ Tulsa
ALLOWED 4 HOME RUNS IN A GAME	Franco Terrero, 4/22/2018 @ Tulsa
ALLOWED 3 HOME RUNS IN A GAME	Jonathan Heasley, 7/20/2021 @ Tulsa
ALLOWED 2 HOME RUNS IN A GAME	Drew Parrish, 9/12/2021 @ Wichita
THREW 110+ PITCHES IN A GAME	Andy Ferguson, 8/9/2014 vs. San Antonio (116)
THREW 100+ PITCHES IN A GAME	Brady Singer, 8/31/2019 vs. Frisco (105)
THREW 95+ PITCHES IN A GAME	Gerson Garabito, 9/1/2019 vs. Frisco (96)
THREW 90+ PITCHES IN A GAME	Drew Parrish, 8/27/2021 vs. Springfield (91)
WON HIS NATURALS DEBUT	C.J. Eldred, 9/3/2021 vs. Corpus Christi
THREW AN IMMACULATE INNING	Grant Gavin, 6th Inning 5/20/2019 @ Arkansas