



**SOD
POODLES
BASEBALL
CLUB**

NEWS & NOTES

HODGETOWN

715 S. BUCHANAN ST

AMARILLO, TEXAS 79101

806-803-7762

TWITTER: @SODPOODLES

Sod Poodles Media Relations Department: Director, Cory Hilborne - CoryH@SodPoodles.com, 806-803-9614

Arkansas Travelers (76-67, 3-2)

RHP Jake Haberer (0-0, 0.00 ERA)

VS.

Amarillo Sod Poodles (80-63, 3-2)

RHP Conor Grammes (1-0, 3.00 ERA)

Wednesday, September 27, 2023 • 7:05 PM CT • HODGETOWN • Radio: KVWE-102.9 FM • Game 144 • Home Game 72

UPCOMING GAMES

DAY	DATE	OPPONENT	PROBABLE PITCHERS	TIME (CT)	RADIO

ARK SEASON RESULTS

Date	Site	Result
8/15	vs. ARK	W, 8-7
8/16	vs. ARK	W, 17-6
8/17	vs. ARK	L, 8-6
8/18	vs. ARK	W, 6-5
8/19	vs. ARK	L, 7-5
8/20	vs. ARK	W, 7-5
9/5	@ ARK	W, 2-1
9/6	@ ARK	L, 15-3
9/7	@ ARK	W, 1-0
9/8	@ ARK	W, 3-1
9/9	@ ARK	W, 5-3
9/10	@ ARK	W, 6-5 (10)
9/24	@ ARK	W, 3-2
9/26	vs. ARK	L, 6-5
9/27	vs. ARK	

ARKANSAS SERIES CAPSULE

2023 at Home: 4-2 (0-1)
2023 on Road: 5-1 (1-0)
All-Time at Home: 10-8 (0-1)
All-Time on Road: 10-9 (1-0)
All-Time Totals: 20-17 (1-1)

STREAKS

Last 5 Games: 3-2
Last 10 Games: 7-3
Longest 2023 Winning Streak: 7
Longest 2023 Losing Streak: 4 (2x)
All-Time W/L: 276-257

LEAGUE STANDINGS

TEXAS LEAGUE 2ND HALF

North (W-L-PCT-GB)		
#SPRINGFIELD	38-31	.551
WICHITA	36-33	.522
NW ARKANSAS	35-34	.507
*ARKANSAS	28-41	.406
TULSA	24-45	.348

South (W-L-PCT-GB)		
#AMARILLO	43-26	.623
MIDLAND	38-31	.551
CORPUS CHRISTI	37-32	.536
FRISCO	33-36	.478
*SAN ANTONIO	33-36	.478

OVERALL

North (W-L-PCT-GB)		
*ARKANSAS	73-65	.529
#SPRINGFIELD	72-66	.522
TULSA	65-73	.471
WICHITA	64-73	.467
NW ARKANSAS	64-74	.464

South (W-L-PCT-GB)		
#AMARILLO	77-61	.558
CORPUS CHRISTI	70-68	.507
MIDLAND	70-68	.507
*SAN ANTONIO	70-68	.507
FRISCO	64-73	.467

* Clinched 1st half # Clinched 2nd Half

POSTSEASON LEADERS

AVERAGE: .429 - De Los Santos
HITS: 9 - De Los Santos
2B: 4 - Cintron
TRIPLES: 1 - Cintron / De Los Santos / Tawa
HOME RUNS: 3 - Beer / Roberts
RBI: 6 - Roberts / Tawa
OPS: 1.318 - Beer
SB: 2 - Vukovich
SO (P): 13 - Diaz
SAVES: 1 - Montes De Oca / Rashi / Rice
ERA: 0.00 - Rice
WINS: 1 - Diaz / Grammes / Rice

ATTENDANCE

Last: 4,969
Total: 355,440
Average: 5,385
No. of Sellouts: 24

IT ALL COMES DOWN TO THIS: The 2023 Texas League season will come to an end on Wednesday night at HODGETOWN and a champion will be crowned. The Travs forced a winner-take-all game three of the Texas League Championship Series with their 6-5 win last night.

CALL YOUR GRAM: The Sod Poodles will send **Conor Grammes** to the mound. He enters Wednesday's game with two appearances in the postseason and owns a record of 1-0 with a 3.00 ERA. He worked 1.1 hitless innings in Game one of the Texas League South Division Championship Series against San Antonio and then followed it up by earning the win in the Game 3 of that series. In that game, he worked 1.2 IP and allowed one hit with two runs (one earned) with a strikeout and walk.

The right-hander appeared in four games against Arkansas in the regular season, including a start, and was 2-0 with a 4.76 ERA over 5.2 IP. He allowed five hits, three runs, and had eight strikeouts and seven walks against the Travs.

Starting a winner-take-all Championship Game is not unfamiliar territory for Grammes. He started Game 5 of the Northwest League Championship Series in 2019 with then Short-Season Hillsboro. His final line in that game was 3.0 IP, 4 H, ER, 4 K, and a walk. His right foot may have been the deciding factor in the game. Trailing in the bottom of the second inning with runners on first and second and one out, a comeback-er that had eyes for the middle of the field hit off Grammes foot and he proceeded to throw out the runner at first before striking out the next batter to keep it at a 1-0 game. The Hops went on to beat Tri-City 3-1. (*Shoutout to Hops' broadcaster Rich Burk for the backstory*)

The Travs will send **RHP Jake Haberer** to the mound in Game 3. The righty was 1-1 in 36 appearances in the regular season (4 starts) with a 4.21 ERA. In the postseason, Haberer has worked in one game, allowing one hit in his lone inning in Game 2 of the North Division Championship Series against Springfield. He worked in two games against Amarillo during the regular season, with 1.2 IP and one hit allowed, striking out two Amarillo batters.

DOUBLE DIGIT DE LOS: D-backs' no. 5-rated prospect extended his hitting streak to five in the playoffs and 10 overall dating back to the end of the regular season. He leads all Amarillo players in the postseason, hitting .429 (9-for-21) with three doubles, a triple, home run, and five RBI. Dating back to July 14th, De Los Santos is hitting .324 combined (73-for-226) with 15 doubles, three triples, and 14 home runs, with 39 RBI and 45 runs scored over his last 55 games played.

DUZE CRUISE: Camden Duzenack swatted his first homer of the postseason by leading off the bottom of the first for Amarillo. It was Duzenack's 11th home run of the season and his first since September 15th against Frisco. Duzenack also started a game with a leadoff home run on June 11th on the road in Midland and the September 15th game against Frisco. It was the first leadoff home run in Sod Poodles postseason history and the 11th overall by the Sodpods in 2023.

MAKES CENTS: Juan Centeno hit his second home run of the season and first since April 13th on Tuesday night. The veteran catcher hit his solo shot in the bottom of the fifth inning. After not playing in the first game of the playoffs, Centeno has been the backstop for the remaining five games of the postseason and added his third hit, making him 3-for-15 with a home run, two RBI, and a run scored in the Texas League Playoffs. Centeno had a breakout 2022 campaign, hitting a career-high 15 home runs including 14 with Amarillo in 81 games played.

LONG GONE BEER: Seth Beer hit his 16th home run of the season and tied Caleb Roberts atop the Sod Poodles postseason leaderboard with his third home run on Tuesday night. Beer is hitting .333 (6-for-18) with three home runs, a double, four RBI, and seven runs scored in five games during the Texas League Playoffs. Of his 16 total home runs in 2023 with Amarillo, six have come in the 8th inning or later. In the Sod Poodles first game at HODGETOWN in the playoffs, Beer hit a game-tying solo home run in the bottom of the ninth inning to force extras against San Antonio.

BETTER IN PAIRS: Tim Tawa and Jancarlos Cintron each pitched in with multi-hit efforts for Amarillo on Tuesday night. Cintron finished 2-for-4 with a pair of doubles, and two runs scored. His two doubles now give him four in the playoffs with five of his eight hits this postseason going for XBH. Tawa also finished with two hits, going 2-for-5 with a pair of RBI. Amarillo's only multi-RBI effort in Game Two of the Championship Series. In the playoffs, Tawa is hitting 7-for-23 (.304) with a home run, triple, six RBI, a walk, and three runs scored. Tawa's six RBI are tied for the most these playoffs by a Sod Poodles player along with Caleb Roberts.

BACKS AGAINST THE WALL: Amarillo will enter the final game of the 2023 season facing their eighth elimination game in team history during the postseason. In such games, Amarillo holds a record of 7-0, winning all seven on the road. Amarillo staved off elimination after dropping the first game against San Antonio in the South Division Championship Series by taking two in San Antonio. Amarillo also ended their championship run in 2019 by winning five straight elimination games against Midland and Tulsa.

SOD POODLES BREAKDOWN

At Home: 40-29 (0-2)
On the Road: 37-32 (3-0)
Day Games: 11-7 (1-0)
Night Games: 65-54 (2-2)
vs. RHP: 66-51 (3-1)
vs. LHP: 11-10 (0-1)
First Half: 34-35
Second Half: 43-26
April: 11-10
May: 10-16
June: 15-10
July: 15-9
August: 14-13
September: 12-3 (3-2)
Monday: 2-0
Tuesday: 10-11 (0-2)
Wednesday: 12-10
Thursday: 11-11 (1-0)
Friday: 9-13 (1-0)
Saturday: 18-7
Sunday: 15-9 (1-0)

Scoring First: 46-27 (2-1)
Opp. Scoring First: 31-34 (1-1)
Extra Innings: 3-5 (0-1)
Doubleheaders: 6-2
Commit An Error: 41-36 (1-1)
Commit No Errors: 36-25 (2-1)
Walk-Off Wins: 6
Walk-Off Losses: 5

vs. North 1st Half: 7-5
vs. South 1st Half: 27-30
vs. North 2nd Half: 25-11 (1-1)
vs. South 2nd Half: 18-15 (2-1)

Scoring 4+ Runs: 63-37 (2-2)
Opp. Scoring 4+ Runs: 36-59 (1-0)
Scoring 3 Or Fewer Runs: 14-24 (1-0)
Opp. Scoring 3 Or Fewer Runs: 41-22 (2-0)
Out-Hit Opponent/Tie: 64-23 (2-2)
Out-Hit By Opponent: 13-38 (1-0)
Lead After 6: 55-13 (3-0)
Trail After 6: 11-45 (0-1)
Tied After 6: 11-3 (0-1)
Lead After 7: 61-7 (3-0)
Trail After 7: 8-48 (0-1)
Tied After 7: 7-6 (0-1)
Lead After 8: 63-3 (3-0)
Trail After 8: 2-52
Tied After 8: 6-6 (0-2)

Series (W-L-T): 11-6-7

Game 1: 11-13 (1-1)
Game 2: 14-9 (1-1)
Game 3: 12-11 (1-0)
Game 4: 11-11
Game 5: 16-6
Game 6: 13-9
Series Sweeps: 1
Series Been Swept: 0

STARTING PITCHER



#38 CONOR GRAMMES - RHP

HEIGHT: 6'1" WEIGHT: 200 B/T: R/R AGE: 26 (7/13/1997 in McLean, VA)
30 G (6 GS) **5-2** **65/35 K/BB** **3.55 ERA**

LAST WIN: 9/22/23 @ SA **LAST SAVE:** 5/21/23 @ EUG (A+) **LONGEST 2023 OUTING:** 3.1 IP (8/3 vs. CC)
LAST HOME RUN ALLOWED: 8/15/23 vs ARK (Kaden Polcovich, 2nd inning, 2-Run) **CAREER VS. ARK:** 4 G (GS), 2-0, 4.76 ERA, 5.2 IP, 5 H, 3 R, 3 ER, HR, 8 K, 7 BB

- Selected by the Arizona Diamondbacks in the 5th round of the 2019 MLB Draft out of Xavier University (Cincinnati, OH).
- Logged nine games in his first season with six starts, going 0-1 with a 4.11 ERA over 15.1 IP with 11 hits allowed and 20 K and 8 BB.
- Played in just eight games in 2021 with seven starts before being placed on the 60-day IL on July 9, 2021.... Went 0-2 with a 7.46 ERA over 25.1 IP.
- Had 14 relief appearances during the 2022 season between three levels, going 1-2 with a 9.15 ERA after being activated from the 60-day IL.
- Earned his first professional win on Sept. 3, 2022 with Hillsboro against the Tri-City Dust Devils after 2.0 IP in relief.
- Made his Double-A debut on May 28 against San Antonio on the road...Picked up a win in each of his first two games with Amarillo.
- Matched his career-high with five strikeouts in 2.0 IP against WCH on July 23 in his first start this year....No earned runs in eight of his last nine.

CAREER STATS (REGULAR SEASON)

YEAR	TEAM	W-L	ERA	G	GS	CG	SHO	IP	H	R	ER	HR	HB	BB	SO	WP	GIDP	BAA
2019	Hillsboro (SS-A)	0-1	4.11	9	6	0	0	15.1	11	7	7	0	2	8	20	2	2	.200
2021	Hillsboro (A+)	0-2	7.46	8	7	0	0	25.1	35	21	21	5	1	12	32	3	1	.327
2022	ACL D-backs R (Rk)	0-1	40.50	1	0	0	0	0.2	4	3	3	1	0	1	1	0	0	.667
	ACL D-backs B (Rk)	0-0	0.00	1	0	0	0	1.0	1	0	0	0	0	0	3	1	0	.250
	Hillsboro (A+)	1-1	8.50	12	0	0	0	18.0	14	20	17	2	8	13	33	8	1	.209
2023	Hillsboro (A+)	0-1	3.38	10	0	0	0	13.1	7	5	5	0	3	10	17	3	0	.159
	Amarillo (AA)	5-2	3.55	30	6	0	0	45.2	40	26	18	5	3	35	65	6	7	.240
MINOR LEAGUE TOTALS		6-8	5.35	71	19	0	0	119.1	112	82	71	13	17	79	171	23	11	.249

2023 HIGHS (AA)

INNINGS: 3.1 (8/3 vs. CC)
HITS: 4 (7/29 @ MID)
RUNS: 3 (3x, Last: 8/9 @ TUL)
EARNED RUNS: 2 (7x, Last: 8/22 @ SA)
STRIKEOUTS: 5 (2x, Last: 8/3 vs. CC)
WALKS: 4 (6/15 vs SA)
HOME RUNS: 1 (5x, Last: 8/15 vs ARK)
CONSECUTIVE WINS: 2 (5/28 - 6/1)
CONSECUTIVE LOSSES: 1 (2x, Last: 6/30 vs TUL)
SHORTEST START: 1.0 IP (9/15 vs FRI)
PITCHES THROWN: 60 (8/3 vs. CC)

CAREER HIGHS

INNINGS: 4.0 (2x, Last: 6/22/21 vs SPO (A+))
HITS: 8 (6/1/21 @ EVE (A+))
RUNS: 7 (6/1/21 @ EVE (A+))
EARNED RUNS: 7 (6/1/21 @ EVE (A+))
STRIKEOUTS: 5 (6x, Last: 7/23/23 vs WCH)
WALKS: 4 (6/15/23 vs SA)
HOME RUNS: 4 (6/1/21 @ EVE (A+))
CONSECUTIVE WINS: 2 (5/28- 6/1/23)
CONSECUTIVE LOSSES: 1 (8x, Last: 6/30/23 vs TUL)
SHORTEST START: 0.0 (8/10/19 @ SK (SS-A))
PITCHES THROWN: 72 (6/8/21 vs TRI (A+))

2023 SPLITS (REG. SEASON)

VS. RIGHT: .178/.309/.222, 16 H, 4 2B, 8 RBI, 42 K, 16 BB
VS. LEFT: .315/.451/.534, 23 H, 5 HR, 2B, 17 RBI, 20 K, 18 BB
HOME: 14 G, 3-2, 4.03 ERA, 22.1 IP, 24 H, 14 R, 10 ER, 31 K, 18 BB
ROAD: 15 G, 2-0, 3.22 ERA, 22.1 IP, 15 H, 12 R, 8 ER, 3 HR, 31 K, 16 BB
W/ RISP: .232/.357/.357, 13 H, 2 HR, 2B, 19 RBI, 19 K, 11 BB
DAY: 5 G, 1-0, 3.86 ERA, 7.0 IP, 6 H, 3 ER, HR, 10 K, 4 BB
NIGHT: 24 G, 4-2, 3.58 ERA, 37.2 IP, 33 H, 15 ER, 4 HR, 52 K, 30 BB
TEAM W/L IN STARTS: 4-1

OPPOSING STARTER - RHP JAKE HABERER (0-0, 0.00 ERA)

CAREER VS. AMA: 2 G, 0-0, 0.00 ERA, 1.2 IP, H, 2 K

BATTER-PITCHER MATCH-UPS (ACTIVE ROSTER, 2023)

SOD POODLES VS. JAKE HABERER:

PLAYER	H	AB	AVG	XBH	HR	RBI	BB	SO
Cintron, J	1	2	.500	0	0	0	0	1
Centeno, J	0	1	.000	0	0	0	0	1
Castillo, N	0	1	.000	0	0	0	0	0
D'Orazio, J	0	1	.000	0	0	0	0	0
Valdez, J	0	1	.000	0	0	0	0	0

TRAVELERS VS. CONOR GRAMMES:

PLAYER	H	AB	AVG	XBH	HR	RBI	BB	SO
Morgan, J	1	1	1.000	0	0	1	0	0
Polcovich, K	2	4	.500	2	1	2	0	1
Rodriguez, A	1	2	.500	0	0	0	1	1
Clase, J	1	2	.500	0	0	0	2	0
Perez Jr., R	0	2	.000	0	0	0	0	2
Rivas, L	0	1	.000	0	0	0	1	1
Scheffler, M	0	1	.000	0	0	0	0	1
Anchia, J	0	1	.000	0	0	0	1	0
Hoover, C	0	2	.000	0	0	0	0	0
Warmoth, L	0	0	.000	0	0	0	2	0



2023 HIGHS: Hits - 4, Runs - 3, RBI - 4, HR - 3, 2B - 2, 3B - 0, BB - 2, K - 3, SB - 0

2023 SPLITS:

LAST GAME: 1-for-3, HR, RBI, R, K, HBP	LAST HOME RUN: 9/26 vs ARK off Berroa (Solo)	CURRENT HITTING: 8
POSTSEASON: 6-for-18, 3 HR, 2B, 4 RBI, 7 R, BB, 3 K	LAST MULTI-HIT GAME: 9/22 @ SA (2-for-3)	SEASON LONG HITTING: 8
SDCS: 4-for-11, 2 HR, 2B, 3 RBI, 5 R, BB, K		CURRENT ON-BASE: 8
		SEASON-LONG ON-BASE: 14

- 🏆 Player of the Month (July, 2019), Baseball America Minor League All-Star (2019) and Baseball America Double-A All-Star (2019).
- 🏆 Made his MLB debut on 9/10/2021 with the D-backs and spent parts of the 2021 and 2022 seasons in the league with 43 career games played.
- 🏆 Hit the seventh walk-off home run in team history on Aug. 5 against Corpus Christi...Completed a five-run comeback.
- 🏆 **Recorded the first three-HR game of his professional career on September 1 vs Midland....Amarillo's third-ever three-HR game.**
- 🏆 **Was named Texas League Player of the Week for Aug 29 - Sept. 3 after hitting 10-for-19 (4 HR, 2 2B, 8 RBI, 9 R, 2 BB, HBP, 4 K) vs MID.**

2023 HIGHS: Hits - 4, Runs - 3, RBI - 5, HR - 2, 2B - 2, 3B - 1, BB - 2, K - 4, SB - 1

2023 SPLITS:

LAST GAME: DNP	LAST HOME RUN: 9/3 vs MID off Leal (3-Run)	CURRENT HITTING: 0
POSTSEASON: 0-for-4, BB, 2 R, 3 K	LAST MULTI-HIT GAME: 9/6 @ ARK (2-for-4)	SEASON LONG HITTING: 14
SDCS: 0-for-4, BB, 2 R, 3 K		CURRENT ON-BASE: 2
		SEASON-LONG ON-BASE: 15

- Had his first three-hit night in 2023 with a 3-for-4 performance against San Antonio...Had three-straight multi-hit games (6/11-14).
- Had a career-long hit streak of 14 games (6/4-28)...Surpassing his previous career-long of 13 games with Visalia (6/27-7/17/21).
- Recorded a home run in three straight games for the first time in his professional career from July 15-18.** Had five separate consecutive HR games for Low-A Visalia during the 2021 season in which he set a single-season career-high with 21 home runs.
- Hit .317 (20-for-63) with five home runs, three doubles, 15 RBI, and 12 runs scored in 17 games during the month of July.
- Was named Texas League Player of the Week for August 14-20 after hitting .478 (4 HR, 2 2B, 3B, 14 RBI, 9 R) against Arkansas.**

2023 HIGHS: Hits - 4, Runs - 2, RBI - 3, HR - 1, 2B - 2, 3B - 0, BB - 2, K - 4, SB - 1

2023 SPLITS:

LAST GAME: 1-for-4, HR, RBI, R, 2 K POSTSEASON: 1-for-15, HR, 2 RBI, R, 3 K SDCS: 1-for-7, RBI	LAST HOME RUN: 9/26 vs. ARK off Castano (Solo) LAST MULTI-HIT GAME: 9/6 @ ARK (2-for-3)	CURRENT HITTING: 2 SEASON LONG HITTING: 9 CURRENT ON-BASE: 2 SEASON-ON-ON-BASE: 15
---	--	---

<ul style="list-style-type: none"> 🏆 2017 World Series Champion (HOU). 🏆 Made his MLB Debut on 9/18/2013 with the New York Mets and collected his first single that night off 3-time All-Star Matt Cain. 🏆 Set a career-high with 15 home runs including 14 in 81 games with Amarillo in 2022. 🏆 Named a Texas League Post-Season All-Star (2022) and the MiLB.com Organization All-Star (2022, ARI). 🏆 Recorded just the fourth four-hit game of his professional career on Sept. 3 vs Midland...Last four-hit game came on 8/22/15 with Triple-A Colorado Springs...Has played in 1,002 professional games (including postseason). 	<p>SEASON LONG ON BENCH</p>
---	-----------------------------

2023 HIGHS: Hits - 2, Runs - 1, RBI - 2, HR - 1, 2B - 1, 3B - 1, BB - 3, K - 3, SB --

2023 SPLITS:








LAST GAME: DNP	LAST HOME RUN: 8/12 @ TUL off Ryan (2-Run)	CURRENT HITTING: 2
POSTSEASON:	LAST MULTI-HIT GAME: 8/17 vs. ARK (2-for-4)	SEASON LONG HITTING: 4
SDCS: DNP		CURRENT ON-BASE: 2
		SEASON-LONG ON-BASE: 4

- 👤 Signed by the Arizona Diamondbacks as a minor-league free agent on July 2, 2019
- 👤 Made his professional debut during the 2021 season with Low-A Visalia...Recorded two hits and three RBI in his first game.
- 👤 Ended his first pro season hitting .198 in 83 games with six HR between Visalia and three games in the Arizona Complex League.
- 👤 Combined to hit .236 in 88 games between Visalia and High-A Hillsboro during the 2022 season...Hit 21 doubles between the two.
- 👤 Began the 2023 season with Hillsboro, hitting .207 in 59 games for the Hops.
- 👤 Was assigned to the ACL on July 13 and proceeded to hit .357 in nine games.
- 👤 Hit a home run in his Double-A debut for his first hit with Amarillo, going 1-for-2 with two walks on Aug. 3 vs Corpus Christi

2023 HIGHS: Hits - 4, Runs - 2, RBI - 1, HR --, 2B - 2, 3B - 1, BB - 1, K - 3, SB - 1

2023 SPLITS:

LAST GAME: 2-for-4, 2 2B, 2 R	LAST HOME RUN: 8/15 vs ACL Rockies off Luciano (Solo)	CURRENT HITTING: 1
POSTSEASON: 8-for-20, 4 2B, 3B, RBI, 5 R, BB, 3 K	LAST MULTI-HIT GAME: 9/26 vs ARK (2-for-4)	SEASON LONG HITTING: 4
SDCS: 6-for-12, 2 2B, 3B, RBI, 3 R, BB, K		CURRENT ON-BASE: 1
		SEASON-LONG ON-BASE: 4

-  Signed by the Arizona Diamondbacks on June 22, 2017 as a minor league free agent.
-  Has appeared in 110 games with Amarillo since 2021, hitting .268 (23 2B, 12 HR, 62 RBI, 25 BB).
-  In 65 games with Triple-A Reno in 2022, hit .353 (21 2B, 3 3B, 3 HR, 29 RBI, 16 BB)...Led the D-backs system hitting .338 in 103 games.
-  Was placed on the 60-day IL on March 31, 2023.
-  Began a rehab assignment in the Arizona Complex League on August 5th...Hit .323 in 11 games (HR, 5 RBI, 5 BB).
-  Last Double-A appearance with Amarillo was on May 21, 2022...Hit .311 in 38 games with Amarillo in 2022 (13 2B, 4 HR, 30 RBI, 9 BB).
-  One of just two players with a four-hit game for Amarillo in the playoffs (Edward Olivares, 9/15/19 @ TUL).

#2 J.J. D'ORAZIO - C					2023 HIGHS: Hits - 3, Runs - 2, RBI - 3, HR - 1, 2B - 1, 3B - 1, BB - 1, K - 2, SB --														
HEIGHT: 6'1"			WEIGHT: 170		B/T: R/R			AGE: 21 (12/28/2001 in Maracay, VEN)						2023 SPLITS:					
G	AVG	OBP	SLG	AB	R	H	2B	3B	HR	RBI	BB	SB/ATT	SO	V.RHP	V.LHP	HOME	AWAY	RISP	
37	.217	.236	.297	138	12	30	6	1	1	13	4	-/-	33	.208	.278	.222	.212	.225	
LAST GAME: DNP					LAST HOME RUN: 8/27 @ SA off Blanchard (3-Run)														
POSTSEASON:					LAST MULTI-HIT GAME: 8/31 @ SA (2-for-3)														
SDCS: DNP					CURRENT HITTING: 0 SEASON LONG HITTING: 8 CURRENT ON-BASE: 0 SEASON-LONG ON-BASE: 8														

- Traded to the Arizona Diamondbacks from the Toronto Blue Jays on Sept. 1, 2021 along with LHP Yaifer Perdomo as the PTBNL in the Joakim Soria trade.
- Currently ranked as the D-backs' no. 25 rated prospect (MLB Pipeline)
- Hit just two home runs during his first two professional seasons in the Blue Jays system (74 games)...Has hit 11 in 191 games with ARI.
- Has a hit in 20 of his first 37 Double-A games with 8 XBH...First 3-hit night with Amarillo on July 29 at Midland.
- Ranks in the top 10 in the D-backs farm system this year in: 2B (23, T-5th), hits (110, 8th), and AVG (.276, 9th).
- Hit his first Double-A homer on August 27 on the road in San Antonio...Was a three-run shot in the top of the 9th inning.

#13 DEYVISON DE LOS SANTOS - INF										2023 HIGHS: Hits - 4, Runs - 3, RBI - 3, HR - 1, 2B - 2, 3B - 1, BB - 2, K - 3, SB - 1														
HEIGHT: 6'1"					WEIGHT: 185					B/T: R/R					AGE: 20 (6/21/1993 in Santo Domingo, Dominican Republic)					2023 SPLITS:				
G	AVG	OBP	SLG	AB	R	H	2B	3B	HR	RBI	BB	SB/ATT	SO	V.RHP	V.LHP	HOME	AWAY	RISP						
113	.254	.297	.431	452	73	115	16	2	20	61	25	4/5	125	.260	.228	.314	.188	.242						
LAST GAME: 1-for-4					LAST HOME RUN: 9/21 @ SA off Mosser (3-Run)					CURRENT HITTING: 10					SEASON LONG HITTING: 12									
POSTSEASON: 9-for-21, HR, 3B, 3 2B, 5 RBI, 3 R, 3 K					LAST MULTI-HIT GAME: 9/22 @ SA (3-for-4)					CURRENT ON-BASE: 10					SEASON-LONG ON-BASE: 16									
SDCS: 7-for-13, HR, 3B, 2 2B, 4 RBI, 3 R, K																								

- Is currently ranked as the D-backs' no.5-rated prospect
- Named the NWL Player of the Week (7/31/22), MiLB.com Organization All-Star (2022) and Single-A Postseason All-Star (Baseball America).
- Won the batting title in the California League in 2022, hitting .329 in 78 games played for Visalia despite a promotion to Hillsboro on July 22, 2022.
- Had a season-high 12-game hit streak (6/29 - 7/25) that included seven multi-hit games during the streak...Had a 14-game streak from 7/8-28/22
- Since returning to the active roster on July 14th (50 G), he is hitting .312 (64-for-205) with 13 home runs, 12 doubles, two triples, and 34 RBI.
- Has been named D-backs' MiLB Player of the Month three times: June (2022), July (2022), July (2023).

#26 CAMDEN DUZENACK - INF										2023 HIGHS: Hits - 3, Runs - 3, RBI - 5, HR - 1, 2B - 2, 3B - 0, BB - 2, K - 4, SB - 1														
HEIGHT: 5'7"					WEIGHT: 170					B/T: R/R					AGE: 28 (3/8/1995 in Melissa, TX)					2023 SPLITS:				
G	AVG	OBP	SLG	AB	R	H	2B	3B	HR	RBI	BB	SB/ATT	SO	V.RHP	V.LHP	HOME	AWAY	RISP						
67	.320	.392	.502	253	43	81	16	0	10	47	23	4/9	54	.325	.298	.330	.312	.338						
LAST GAME: 1-for-4, HR, RBI, R, K						LAST HOME RUN: 9/26 vs ARK off Castano (Solo)						CURRENT HITTING: 1												
POSTSEASON: 3-for-22, HR, RBI, 2 BB, 2 R, 7 K						LAST MULTI-HIT GAME: 9/17 vs FRI (2-for-3)						SEASON LONG HITTING: 12												
SDCS: 2-for-14, 2 BB, R, 5 K												CURRENT ON-BASE: 1												
												SEASON LONG ON-BASE: 27												

- Duzenack is entering his 6th professional season, having spent time at every level of minor league ball from Rookie to Triple-A.
- In his debut season (2017), he belted 16 doubles, a triple, and three homers in 222 AB's with A (Short) Hillsboro, slugging .410 that year.
- He logged 318 Triple-A at-bats last season with Reno, slashing .261/.308/.465 while sending 13 balls over the wall accompanied by 20 two-baggers and three triples.
- Earned Amarillo's second walk-off win on 5/31/23 after hitting a two RBI single while the club was down by one run with two outs and the bases loaded.
- Had a 12-game hit streak from June 15-July 4, hitting .449 (22-for-49) with five doubles, three home runs, 14 RBI, and four walks during the stretch.
- Through his first 30 games at HODGETOWN in 2023, is hitting .330 with 11 XBH and 19 RBI...Has a hit in 21-of-30 games played at home.

#7 CALEB ROBERTS - OF										2023 HIGHS: Hits - 4, Runs - 3, RBI - 4, HR - 2, 2B - 2, 3B - 1, BB - 4, K - 4, SB - 1												
HEIGHT: 6'1"					WEIGHT: 195		B/T: L/R		AGE: 23 (2/9/2000 in West Palm Beach, FL)					2023 SPLITS:								
G	AVG	OBP	SLG	AB	R	H	2B	3B	HR	RBI	BB	SB/ATT	SO	V.RHP	V.LHP	HOME	AWAY	RISP				
97	.278	.382	.523	367	72	102	23	8	17	66	58	11/14	114	.285	.235	.333	.219	.291				
LAST GAME: 0-for-2, 2 BB, 2 K						LAST HOME RUN: 9/21 @ SA off Milacki (Solo)						CURRENT HITTING: 0										
POSTSEASON: 4-for-19, 3 HR, 6 RBI, 3 R, 5 BB, 9 K						LAST MULTI-HIT GAME: 9/17 vs FRI (2-for-3)						SEASON LONG HITTING: 9										
SDCS: 4-for-14, 3 HR, 6 RBI, 3 R, 2 BB, 6 K						CURRENT ON-BASE: 6																
													SEASON-LONG ON-BASE: 19									

- Had a season-high nine game hit streak, where he is hit .400 (16-for-40, 2 HR, 3 2B, 3B, 7 RBI, 3 BB, 8 R) from June 28-August 9
- Became the first Sod Poodle to ever homer in four straight games, doing so from June 30 - July 3...Has hit 17 home runs since June 25 (62 G) including his first career grand slam on July 3...It was Amarillo's second in 2023, and the 13th overall in franchise-history.
- Logged his second multi-HR game of the season on September 1 vs Midland...Set his single-season career-high for HR during the performance.
- Was named Texas League Player of the Week for June 26 - July 2 after hitting .438 (7-for-16) with 3 HR, 2 2B, 4 RBI, 3 BB, .550 OBP, 1.125 SLG vs Tulsa.
- Set a career-high with a four-hit game on August 1 vs. CC where he fell a home run shy of the cycle...His eight triples are 2nd in the league.

#3 KRISTIAN ROBINSON - OF										2023 HIGHS: Hits - 2, Runs - 2, RBI - 3, HR - 1, 2B - 1, 3B --, BB - 1, K - 3, SB --												
HEIGHT: 6'3"				WEIGHT: 190		B/T: R/R		AGE: 22 (12/11/2000 in Nassau, Bahamas)					2023 SPLITS:									
G	AVG	OBP	SLG	AB	R	H	2B	3B	HR	RBI	BB	SB/ATT	SO	V. RHP	V. LHP	HOME	AWAY	RISP				
5	.250	.294	.688	16	4	4	1	-	2	6	1	-/1	7	.267	.000	.250	---	.400				
LAST GAME: 0-for-4, 2 K					LAST HOME RUN: 9/19 vs SA off Snelling (2-Run)																	
POSTSEASON: 5-for-16, HR, 2B, 5 RBI, 3 BB, 3 R, 6 K					LAST MULTI-HIT GAME: 9/19 vs SA (2-for-5)																	
SDCS: 4-for-10, HR, 4 RBI, 2 BB, 2 R, 4 K																						
CURRENT HITTING: 0														SEASON LONG HITTING: 6								
CURRENT ON-BASE: 0														SEASON LONG ON-BASE: 6								

- Signed by the Arizona Diamondbacks as an international free agent in July 2017 for \$2.5 Million.
- Currently ranked as the D-backs' no. 11-rated prospect...was at one point the No. 1 prospect in the org and #43 in all of baseball.
- Missed the 2021-2022 seasons after dealing with legal issues and visa concerns.
- Was optioned to Low-A Visalia from the D-backs 40-man roster on May 29, 2023 and appeared in 43 games hitting .288 (18 XBH, 26 RBI).
- Appeared in High-A for the first time after a promotion on July 13th and hit .265 in 10 games (2 HR, 6 RBI) before being DFA on 8/12.
- Came to Amarillo riding a 4-game multi-hit streak with the Rawhide and has hit four home runs during the span.
- Has three straight games with a home run on 9/16-17 vs Frisco & 9/19 vs SA...Has seven home runs over his last 13 games played.

#10 TIM TAWA - OF

2023 HIGHS: Hits - 4, Runs - 3, RBI - 5, HR - 2, 2B - 2, 3B - 1, BB - 2, K - 4, SB - 1

HEIGHT: 6'0"WEIGHT: 196B/T: R/RAGE: 23 (4/7/1999 in West Linn, OR)2023 SPLITS:

G	AVG	OBP	SLG	AB	R	H	2B	3B	HR	RBI	BB	SB/ATT	SO	V.RHP	V.LHP	HOME	AWAY	RISP
116	.286	.338	.461	434	76	111	21	1	22	75	55	11/18	121	.262	.225	.286	.224	.280

LAST GAME: 2-for-5, 2 RBI, K

LAST HOME RUN: 9/19 vs SA off Snelling (Solo)

CURRENT HITTING: 1

POSTSEASON: 7-for-23, HR, 3B, 6 RBI, BB, 3 R, 3 K

LAST MULTI-HIT GAME: 9/26 vs ARK (2-for-5)

SEASON LONG HITTING: 10

SDCS: 5-for-14, HR, 3B, 4 RBI, BB, 3 R, 2 K

CURRENT ON-BASE: 1

SEASON-LONG ON-BASE: 13

Recorded his first career multi-HR game on 6/29 vs TUL, going 2-for-4 with two HR and five RBI...His five RBI also tied his career-high (June 17, 2021)

Hit his first career grand slam on July 9 on the road in Springfield...Included his second five RBI game in 2023 and third overall in his professional career.

His 23 HR this year (incl. Postseason) are 2nd on the team and he is one of just five players to record 20+ HR in a single-season in team history.

Has set a single-season career-high with 75 RBI in 2023 and ranks 4th all-time in AMA single-season history...Previous high was 53 during the 2022 season.

Is one of just five players with more than one multi-HR game this season...Both games have come against TUL (6/12 vs TUL; 8/12 @ TUL).

#5 - JESUS VALDEZ - INF

2023 HIGHS: Hits - 3, Runs - 1, RBI - 3, HR - 1, 2B - 1, 3B --, BB --, K - 1, SB - 1

HEIGHT: 5'9"WEIGHT: 175B/T: R/RAGE: 25 (12/29/1997 in Bani, Dominican Republic)2023 SPLITS:

G	AVG	OBP	SLG	AB	R	H	2B	3B	HR	RBI	BB	SB/ATT	SO	V.RHP	V.LHP	HOME	AWAY	RISP
7	.400	.400	.600	20	4	8	1	-	1	4	-	1/2	4	.412	.333	.400	.400	.250

LAST GAME: DNP

LAST HOME RUN: 8/13 @ TUL off Reyes (2-Run)

CURRENT HITTING: 3

POSTSEASON:

LAST MULTI-HIT GAME: 9/17 vs FRI (2-for-4)

SEASON LONG HITTING: 3

SDCS: DNP

CURRENT ON-BASE: 3

SEASON-LONG ON-BASE: 3

Originally signed by the Los Angeles Dodgers to a minor league contract on July 3, 2017

Appeared in 60 games with the DSL Dodgers in 2018, hitting .230 with 11 doubles, four triples, six home runs, and 27 RBI

Was traded to the Pittsburgh Pirates on August 31, 2018 for David Freese

Appeared in 81 games in the Pirates organization between 2019-2021 where he hit .269 with 13 doubles, a triple, 10 home runs, and 42 RBI

Had his best season with PIT during the 2019 season with SS-Rk Bristol, hitting .292 in 55 games (12 2B, 3B, 5 HR, 34 RBI)

After hitting a combined .212 in 26 games between High-A and Double-A in 2021, was released by the Pirates on July 28th, 2021

Appeared in 48 games with the Ogden Raptors in 2022, hitting .378 with 20 XBH and 53 RBI.

Signed by the Arizona Diamondbacks on Oct. 25, 2022 and assigned to Hillsboro...In 65 games with the Hops, hit .233 (12 2B, 4 3B, 10 HR, 38 RBI).

Hit a HR in his first appearance as a position player with Amarillo on 8/13 @ TUL...Went 3-for-5 with three RBI.

#19 A.J. VUKOVICH - INF

2023 HIGHS: Hits - 3, Runs - 4, RBI - 7, HR - 3, 2B - 2, 3B - 1, BB - 2, K - 4, SB - 1

HEIGHT: 6'5"WEIGHT: 210B/T: R/RAGE: 22 (7/20/2001 in Mukwonago, WI)2023 SPLITS:

G	AVG	OBP	SLG	AB	R	H	2B	3B	HR	RBI	BB	SB/ATT	SO	V.RHP	V.LHP	HOME	AWAY	RISP
115	.263	.333	.485	456	84	120	19	5	24	96	46	20/29	144	.271	.225	.294	.237	.316

LAST GAME: 0-for-3, HBP

LAST HOME RUN: 9/10 @ ARK off Lindow (Solo)

CURRENT HITTING: 0

POSTSEASON: 3-for-20, 2 BB, 3 R, 3 K, HBP

LAST MULTI-HIT GAME: 9/15 vs FRI (2-for-3)

SEASON LONG HITTING: 11

SDCS: 2-for-13, 2 BB, 2 R, 3 K

CURRENT ON-BASE: 16

SEASON-LONG ON-BASE: 16

After being drafted 119th overall out of high school, the D-Backs' number 10 prospect made his professional debut with the Visalia Rawhide on 5/4/2021.

Hit the first Grand Slam for Amarillo in 2023 (6/4 vs SPR) and was the first AMA player in 2023 with a multi-HR effort in the same game (2, 6/10 @ MID

First Sod Poodles player ever with multiple Grand Slams in the same season and one of two players to hit multiple GS for Amarillo (Eduardo Diaz)

Became just the second player in Sod Poodles history with a three-HR game, doing so on July 3 vs TUL joining Edward Olivares (May 5, 2019)...
It was the first three-HR game of his professional career. He also set a career-high with seven RBI which also tied the Sod Poodles franchise-high (Dominic Fletcher, 5/8/2022).

His 24 home runs this year are the third most in a single season in team history and he set the team's single-season RBI record on 9/9 @ ARK.

Was named Texas League Player of the Week for 9/5-10 against Arkansas after hitting .429 (9-for-21) with a pair of home runs and nine RBI.

TEAM BATTING

OVERALL (REGULAR SEASON)

	AVG	G	AB	R	H	TB	2B	3B	HR	RBI	BB	SO	SB	CS	OBP	SLG	OPS
	.271	138	4707	823	1274	2168	249	33	193	763	500	1314	166	56	.348	.461	.809

MONTHLY

APRIL	.260	21	718	120	187	307	33	6	25	112	79	214	35	8	.336	.428	.764
MAY	.236	26	845	123	199	319	41	5	23	114	95	231	33	9	.318	.378	.696
JUNE	.296	25	883	170	261	443	52	8	38	158	95	232	32	10	.375	.502	.877
JULY	.283	24	788	166	223	419	53	7	43	152	94	222	31	11	.370	.532	.902
AUGUST	.277	27	960	167	266	449	50	5	41	153	99	273	26	10	.351	.468	.819
SEPTEMBER	.269	15	513	77	138	231	20	2	23	74	38	142	9	8	.327	.450	.777
POSTSEASON	.270	5	178	32	48	96	9	3	11	30	16	43	4	2	.340	.539	.879

HOME VS. ROAD (INCLUDING POSTSEASON)

HOME	.302	71	2439	493	737	1339	136	20	142	469	223	684	89	22	.368	.549	.942
ROAD	.239	72	2446	362	585	925	122	16	62	324	293	673	81	36	.328	.378	.706

SITUATIONAL SPLITS (INCLUDING POSTSEASON)

	AVG	G	AB	H	TB	2B	3B	HR	RBI	BB	SO	OBP	SLG	OPS
VS RIGHT	.272	143	4058	1102	1909	222	30	175	671	446	1126	.351	.470	.822
VS LEFT	.260	80	846	220	355	36	6	29	122	70	231	.323	.420	.743
W/ RISP	.275	143	1396	384	663	82	15	55	581	193	417	.364	.473	.837
TEAM IS AHEAD	.258	115	1963	507	853	117	14	67	314	212	543	.340	.435	.776
TEAM IS BEHIND	.286	106	1810	518	894	82	12	90	323	203	509	.365	.494	.859

HOME RUNS

MULTI-RBI GAMES

MULTI-HIT GAMES

PLAYER	SOLO	2R	3R	GS	TOTAL	2	3	4	5+	TOTAL	2	3	4	5+	TOTAL
Beer	12	4			16	13	1	1		15	23	4	2		29
Bliss	8	3	1		12	8	3			11	23	12			35
Carrion						1				1					
Castillo	8	4	4	1	17	5	4	2	1	12	13	5	1		19
Centeno	2				2	5	1			6	16	3	1		20
Chen	1	1			2	2				2	1				1
Cintron											6		1		7
D'Orazio			1		1		1			1	6	2			8
Dalesandro	1				1		1			1	6	2			8
De Los Santos	7	12	2		21	12	4			16	30	6	1		37
Del Castillo	6	4	2		12	5	3	2		10	16	1			17
Duzenack	8	1	1	1	11	8	3	1	1	13	19	7			26
English	4	1	1		6	3	1	1		5	5				5
Enriquez						3				3	4	1	1		6
Guzman		1			1	1	1			2	1	1			2
Lawlar	6	7	2		15	6	2	1		9	21	4			25
Melendez	7	3	2		12	3	3	3		9	8	3			11
Roberts	11	5	3	1	20	10	4	2	1	17	26	7	1		34
Robinson		2	1		3	2	1			3	2				2
Tawa	14	6	2	1	23	12	5		2	19	26	6	1		33
Valdez		1			1		1			1	1	1			2
Vicuña	2		2		4		2			2	1	2	1		4
Vukovich	13	5	4	2	24	9	8	4	2	23	25	7			32
Watkins						1				1					
TOTALS:	109	60	28	6	203	109	49	17	7	182	277	74	10	0	361

HOME RUN VARIANTS

WALK-OFF HR (2): Beer (8/5 vs CC, 9th inning, solo); **Vukovich** (8/29 vs MID, Solo)

BACK-TO-BACK HR (7): English/Vukovich (4/16 vs CC, 7th inning); **Roberts/Vukovich** (6/3 (1) vs. SPR, 6th inning); **Del Castillo/De Los Santos** (6/13 vs SA, 7th inning); **Beer/Roberts** (7/1 vs TUL, 6th inning); **Lawlar/Vukovich** (7/3 (1) vs TUL, 1st inning); **Roberts/Melendez** (7/23 vs WCH, 1st inning); **Beer/Vukovich** (9/15 vs FRI, 8th inning)

MUTLI-HR GAMES (9): **Roberts** (3x, 7/15 vs FRI, 9/1 vs MID; 9/19 vs SA); **Melendez** (2x, 7/18 vs WCH, 7/23 vs WCH); **Tawa** (2x, 6/29 vs TUL, 8/12 @ TUL); **Vukovich** (6/10 @ MID); **Castillo** (8/16 vs ARK)

THREE-HR GAMES (2): **Vukovich** (7/3 (1) vs TUL); **Beer** (9/1 vs MID)

EXTRA-INNING HR (1): **Roberts** (9/19 vs SA, SDCS Gm 1)

GRAND SLAMS (6): **Vukovich** (2x, 6/4 vs. SPR, 5th inning; 8/2 vs CC, 4th inning); **Roberts** (7/3 (2) vs TUL, 5th inning); **Tawa** (7/9 @ SPR, 3rd inning); **Duzenack** (7/30 @ MID, 7th inning); **Castillo** (8/15 vs ARK, 5th inning)

INSIDE-THE-PARK HR (1): **Lawlar** (7/3 (1) vs TUL, 1st inning)

PINCH-HIT HR (0):

HR IN CONSECUTIVE GAMES (29): **De Los Santos** (4x, 7/18-19 vs WCH; 8/17-18 vs ARK; 8/22-23 @ SA; 9/2-3 vs MID); **Vukovich** (4x: 5/5-6 @CC; 6/1-6/3 G1 vs SPR; 6/17-18 vs SA; 7/21-22 vs WCH); **Del Castillo** (3x: 5/30-31 vs. SPR; 6/8-10 @ MID; 7/8 @ SPR); **Roberts** (3x: 6/25 @ CC, 6/28 vs TUL; 6/30-7/1 vs TUL; 9/19 vs SA - 9/21 @ SA); **Tawa** (3x: 5/28 @ SA - 5/30 vs. SPR; 6/3/4 vs. SPR; 9/17 vs FRI-9/19 vs SA); **Beer** (2x, 9/1-2 vs MID, 9/19 vs SA, 9/21 @ SA); **Bliss** (2x: 5/5-6 @ CC; 6/10 @MID - 6/13 vs SA); **Castillo** (2x: 7/15-16 vs FRI; 8/15-16 vs ARK); **Melendez** (2x: 7/14-15 vs FRI; 8/12 @ TUL - 8/15 vs ARK); **Lawlar** (4/15 vs. CC - 4/18 @ NWA); **English** (4/23 @ NWA - 4/25 vs. FRI); **Duzenack** (9/2-3 vs. MID); **Robinson** (9/16-17 vs FRI)

HR IN THREE CONSECUTIVE GAMES (4): **Melendez** (2x: 7/14-15 vs FRI, 7/18 vs WCH; 8/12 @ TUL - 8/15-16 vs ARK); **Castillo** (7/15-16 vs FRI, 7/18 vs WCH); **Robinson** (9/16-17 vs FRI, 9/19 vs SA)

HR IN FOUR CONSECUTIVE GAMES (1): **Roberts** (6/30 - 7/3 vs TUL)

LEAD OFF HR (11): **Bliss** (6x: 4/27 vs. FRI; 5/10 vs. MID; 5/18 @ FRI; 6/10 @ MID; 6/13 vs SA; 6/22 @ CC); **Duzenack** (3x, 6/11 @ MID; 9/15 vs FRI; 9/26 vs ARK); **Tawa** (6/4 vs. SPR); **Vicuña** (8/5 vs CC)

STARTS BY BATTING ORDER (TEAM RECORD)										STARTS BY POSITION (TEAM RECORD)									
PLAYER	1	2	3	4	5	6	7	8	9	C	1B	2B	3B	SS	LF	CF	RF	DH	
Beer			4-1	35-18	18-10	0-1					45-25							12-5	
Bliss	32-36											26-29		5-5				2-2	
Carrion									1-0						1-0				
Castillo				0-1	1-0	7-6	17-9	16-23	11-6		2-3				4-4	6-7	38-24	2-7	
Centeno		1-2	2-1	0-2	0-1	7-1	10-8	18-9	4-6	28-17								14-13	
Chen								2-1	7-3			7-4		1-0				1-0	
Cintron						1-0	2-1	4-3	8-5			6-5	1-1	8-3					
D'Orazio						0-1	5-2	9-7	7-5	16-10								5-5	
Dalesandro	1-0						2-2	5-1	19-21	0-1					6-3	15-18	6-2		
De Los Santos			0-1	11-9	18-24	35-13	3-4				17-16		47-31					3-4	
Del Castillo		1-0	0-2	4-4	16-8	4-10	6-8			17-24								14-8	
Duzenack	28-14	3-1				0-2	2-5	4-4	6-1			8-6	5-6	17-11	7-3	3-1	3-0		
English			7-5	1-0	1-1		1-0	1-1			8-3				1-2			2-2	
Enriquez	1-1	0-1	4-8	0-1	1-0	1-0	3-7	7-2	2-6							2-0	15-24	2-2	
Guzman							2-3		2-2						3-4		1-1		
Lawlar	5-1	42-41												44-40				2-2	
Melendez			1-0	13-13	6-5						5-5		11-13					4-0	
Roberts	6-2	14-6	20-18	1-2	2-4	3-5	12-5	0-1		19-11	2-5				28-18		2-4	7-5	
Robinson		0-1					5-2	1-1							2-1	0-1		4-2	
Tawa	4-8	19-11		1-1	11-6	14-17	10-7	7-4				29-17	1-4		13-10	12-13	8-6	3-3	
Valdez								1-0	3-1			2-0	2-1						
Vicuña	3-1							5-6	8-5			2-2	4-1	5-4	2-5		3-0	0-1	
Vukovich			42-27	14-12	6-4	8-7					1-6		9-6		12-12	42-23	4-1	2-2	
Watkins									2-2						1-1		0-1	1-0	

8+ GAME HITTING STREAKS (CURRENT IN BOLD)						
PLAYER	LENGTH / DATES	STREAK STATS				
Castillo	14 G, 6/4-28	.352 (19-for-54), 3 HR, 2 2B, 3B, 12 RBI, 12 R, 4 SB				
Dalesandro	13 G, 5/28-7/4	.409 AVG (18-for-44), HR, 2 2B, 2 3B, 5 RBI, 4 BB, 6 SB, 10 R				
De Los Santos	12 G, 6/29-7/25	.408 (20-for-49), 2 HR, 2 2B, 3B, 11 RBI, 10 R, BB				
Duzenack	12 G, 6/15-7/4	.449 AVG (22-for-49) 5 2B, 3 HR, 14 RBI, 13 R, 4 BB				
English	12 G, 4/19-5/2	.370 AVG (17-for-46), 6 2B, 4 HR, 16 RBI, 7 BB, 8 R				
Vukovich	11 G, 4/29-5/16	.348 AVG (16-for-46), 3 2B, 3 HR, 3B, 9 RBI, BB, 9 R				
Bliss	10 G, 4/6-4/19	.438 AVG (21-for-48), 3 2B, 2 3B, HR, 8 RBI, 8 R				
De Los Santos	10 G, 8/12-24	.349 AVG (15-for-43), 5 HR, 2 2B, 11 RBI, 13 R				
Del Castillo	10 G, 5/19-5/31	.406 AVG (13-for-32), 2 2B, 2 HR, 8 RBI, 9 BB, 7 R				
Tawa	10 G, 5/28-6/15	.395 AVG (15-for-38), 4 HR, 2 2B, 10 RBI, 3 BB, 6 R				
Bliss	9 G, 6/8-18	.395 AVG (17-for-43), 3 HR, 4 2B, 3B, 13 RBI, 10 R				
Bliss	9 G, 5/23-6/3	.357 AVG (15-for-42), 2B, 3B, 2 BB, 3 RBI, 6 SB, 8 R				
Bliss	9 G, 5/4-5/14	.459 (17-for-37), 4 2B, 4 HR, 8 RBI, 4 BB, 10 R, 3 SB				
Centeno	9 G, 8/6-27	.371 AVG (13-for-35), 3 2B, 3 RBI, 4 BB, 4 R				
Lawlar	9 G, 7/30-8/10	.385 AVG (15-for-39), 3 2B, 2 HR, 9 RBI, 13 R, 4 BB				
Lawlar	9 G, 6/6-15	.410 AVG (16-for-39), 2 HR, 4 2B, 3B, 4 RBI, 4 BB, 14 R				
Vukovich	9 G, 9/3-15	400 AVG (14-for-35), 3 HR, 8 RBI, 2 BB, 7 R				

FIELDING

CATCHER'S BOX (W/L BASED ON STARTS)						
PLAYER	CS	SB	ATT	CS %	PB	W-L
Centeno	10	39	49	.204	6	28-17
D'Orazio	10	30	40	.250	3	16-10
Dalesandro	0	4	4	.000	0	0-1
Del Castillo	14	38	52	.269	7	17-24
Roberts	12	35	47	.255	9	19-11
TOTAL	46	147	193	.238	25	80-63

TEAM FIELDING						
%	G	PO	A	E	DP	PB
.979	143	3752	1195	107	105	25

MULTI-RUN INNINGS		
RUNS	NO. OF TIMES	LAST
2	101	9/26 vs ARK, 5th inning
3	41	9/21 @ SA, 5th inning
4	34	9/22 @ SA, 4th inning
5	13	9/3 vs MID, 3rd inning
6	11	9/17 vs FRI, 5th inning
7	5	6/29 vs TUL, 1st inning
8+	-	

SCORE BY INNING											
	1	2	3	4	5	6	7	8	9	10	11+
OPP	89	90	92	97	117	120	84	70	58	11	3
AMA	98	96	99	90	117	87	115	93	49	9	2
TOTAL	830										

ERRORS BY POSITION		
POSITION	SOD POODLES	OPPONENT
C	14	11
1B	9	14
2B	20	16
3B	25	18
SS	17	21
LF	3	6
CF	4	6
RF	4	6
P	11	16
TOTAL	107	114

NOTABLE GAMES



AMARILLO HAVE 5 OR FEWER HITS		
DATE	HITS	OPPONENT
4/15	4	CC
4/20	4	@NWA
4/22	3	@NWA
4/27	5	FRI
5/2	5	@CC
5/4	2	@CC
5/12	5	MID
5/14 (G2)	4	MID
5/16	2	@FRI
5/18	2	@FRI
5/19	4	@FRI
5/21	4	@FRI
5/26	5	@SA
6/20	4	@CC
7/8 (1)	5	@ SPR
7/20	5	vs WCH
7/21	5	vs WCH
8/10	5	@ TUL
8/11	3	@ TUL
8/23	5	@ SA
8/25	4	@ SA
8/31	5	vs MID
9/12	5	vs FRI
9/13	5	vs FRI
9/16	5	vs FRI
9/24	5	@ ARK
TOTAL: 26 (10 HOME, 16 ROAD)		

OPPONENTS HAVE 5 OR FEWER HITS		
DATE	HITS	OPPONENT
4/7	3	@FRI
4/19	2	@NWA
4/20	4	@NWA
4/27	5	FRI
5/2	3	@CC
5/3	5	@CC
5/4	5	@CC
5/14 (G1)	2	MID
5/21	3	@FRI
5/26	5	@SA
5/27	2	@SA
5/30	3	SPR
6/1	5	SPR
6/3 (G2)	4	SPR
6/7	3	@MID
6/11	3	@ MID
6/24	5	@ CC
6/25	5	@ CC
7/15	5	vs FRI
7/16	3	vs FRI
8/3	5	vs CC
8/9	4	@ TUL
8/25	1	@ SA
9/1	4	vs MID
9/5	3	@ ARK
9/7	3	@ ARK
9/8	5	@ ARK
9/12	4	vs FRI
9/14	4	vs FRI
9/22	3	@ SA
9/24	3	@ ARK
TOTAL: 31 (11 HOME, 20 ROAD)		

AMARILLO HAVE 10 OR MORE RUNS		
DATE	RUNS	OPPONENT
4/12	13	CC
4/14	10	CC
4/26	12	FRI
4/29	11	FRI
5/5	12	@CC
5/14 (G1)	10	MID
6/8	12	@MID
6/10	13	@ MID
6/13	15	vs SA
6/29	12	vs TUL
7/1	12	vs TUL
7/3 (1)	15	vs TUL
7/3 (2)	10	vs TUL
7/15	11	vs FRI
7/18	10	vs WCH
8/2	11	vs CC
8/12	10	@ TUL
8/16	17	vs ARK
8/27	10	@ SA
9/1	10	vs MID
9/3	17	vs MID
9/17	11	vs FRI
9/19	11	vs SA
TOTAL: 23 (18 HOME, 5 ROAD)		

OPPONENTS HAVE 10 OR MORE RUNS		
DATE	RUNS	OPPONENT
4/6	12	@FRI
4/12	10	CC
4/14	13	CC
4/16	11	CC
4/18	16	@NWA
4/26	11	FRI
4/28	12	FRI
4/30	12	FRI
5/6	12	@CC
5/9	11	MID
5/11	16	MID
5/14 (G2)	13	MID
5/17	10	@FRI
5/23	14	@SA
5/31	13	SPR
6/10	10	@MID
6/15	11	vs SA
6/18	12	vs SA
6/20	12	@CC
7/1	10	vs TUL
7/23	12	vs WCH
7/28	10	@ MID
8/2	13	vs CC
8/6	14	vs CC
8/27	11	@ SA
8/31	11	vs MID
9/6	15	@ ARK
9/13	10	vs FRI
9/19	12	vs SA
TOTAL: 30 (20 HOME, 10 ROAD)		

EXTRA INNING GAMES (9) 3-6

DATE	OPP	RESULT	SCORE	W	L	S	TIME
4/20	@NWA	W (10)	3-2	Otanez, M (1-0)	Biasi, D (1-1)	Rice, J (1)	3:08
4/26	FRI	W (10)	12-11	Workman, B (1-0)	Church, M (0-1)	-	3:24
5/20	@ FRI	L (10)	8-7	Kelly, A (2-0)	Stumpo (0-1)	-	3:26
6/3 (G1)	SPR	L (8)	5-4	Roycroft, C (1-0)	Backhus, K (0-1)	Granillo, A (2)	2:26
6/30	TUL	L (13)	7-6	Fisher, B (5-1)	Grammes, C (2-2)	-	3:42
8/22	@ SA	L (10)	8-7	Bachar, L (4-0)	Stumpo, M (1-4)	-	3:11
8/26	@ SA	L (10)	6-5	Contreras, E (6-7)	Norris, L (0-1)	-	3:08
9/10	@ ARK	W (10)	6-5	Rashi, T (3-0)	Kuhn, T (5-3)	-	3:02
9/19	vs SA	L (10)	12-11	Contreras, E (7-7)	Vizcaino, R (1-2)	-	3:27

PINCH HITTER TOTALS

PLAYER	DATE	SITUATION	RESULT
Watkins	5/9	Bot 8, 2 outs	2-RBI Triple
Tawa	6/30	Bot 8, 1 out	Sac Fly
Beer	6/30	Bot 11, 0 out	Sac Fly
Vicuña	7/20	Bot 9, 0 out	E 9
Cintron	8/26	Top 10, 2 outs	6-3
D'Orazio	9/17	Bot 6, 0 out	F 9

Total: 1-for-3, 3B, 4 RBI

DOUBLEHEADERS (4) 6-2

DATE	OPP	RESULT	SCORE	W	L	S	TIME
5/14 (1)	MID	W	10-1	Albright, L (2-2)	Ginn, J (0-2)	-	1:40
5/14 (2)	MID	L	13-1	Tomioka, S (1-0)	Hill, J (0-3)	-	2:32
6/3 (1)	SPR	L (8)	5-4	Roycroft, C (1-0)	Backhus, K (0-1)	Granillo, A (2)	2:26
6/3 (2)	SPR	W	6-1	Olivero, D (2-4)	Hernandez, K (5-2)	-	1:39
7/3 (1)	TUL	W	15-7	Olivero, D (5-5)	Casparius, B (0-3)	-	1:54
7/3 (2)	TUL	W	10-9	Montes De Oca, C (1-1)	Sublette, R (1-3)	Green, J (4)	2:26
7/8 (1)	@ SPR	W	4-3	Hill, J (3-4)	Pereira, W (5-5)	Pope, A (1)	2:07
7/8 (2)	@ SPR	W	7-6	Backhus, K (4-3)	Pope, B (1-2)	Green, J (5)	2:16

SHUTOUTS (10) 7-3

DATE	OPP	RESULT	SCORE	W	L	S	TIME
4/19	@NWA	W	5-0	Jarvis, B (2-1)	Veneziano, A (1-1)	-	2:29
4/21	@NWA	L	5-0	Hoffmann, A (2-1)	Hill, J (0-1)	-	2:26
4/22	@NWA	L	5-0	Marsh, A (1-0)	Patrick, C (0-3)	-	2:14
5/3	@CC	W	3-0	Pope, A (1-0)	Kouba, R (1-1)	Backhus, K (4)	2:15
5/27	@SA	W	1-0	Patrick, C (2-5)	Snider, D (0-3)	-	2:30
6/7	@MID	W	4-0	Green, J (1-0)	Cusick, R (3-3)	-	2:35
7/16	vs FRI	W	8-0	Lin, Y (1-0)	Bremer, N (0-1)	-	2:24
8/25	@ SA	W	1-0	Rashi, T (1-0)	Bachar, L (4-1)	Otanez, M (1)	2:11
8/31	vs MID	L	11-0	Basso, B (2-0)	Ray, D (0-1)	Emmanuel, S (1)	2:34
9/1	vs MID	W	10-0	Hill, J (7-6)	Beers, B (3-9)	-	1:56
9/7	@ ARK	W	1-0	Grammes, C (5-2)	Puckett, A (6-3)	Rashi, T (1)	2:51

WALK-OFF WINS

DATE	SCORE	GAME-WINNING PLAY
4/26	12-11 (10th)	Lawlar RBI-double
6/1	3-2 (7th)	Duzenack two RBI Single
8/3	4-3	Roberts RBI-double
8/5	8-7	Beer solo HR
8/29	7-6	Vukovich Solo HR
9/15	5-4	Bases-Loaded Balk

#15 - ZACH BARNES - RHP

2023 HIGHS: IP - 2.0, K - 2, BB - 2, H - 4, R - 2, ER - 2

HEIGHT: 6'0"

WEIGHT: 180

B/T: R/R

AGE: 24 (4/10/1999 in Scottsdale, AZ)

2 G 0-0 -/- SV/SVO 2/3 K/BB 6.75 ERA

OVERALL: 2 G, 4.0 IP, 5 H, 3 R, 3 ER, 2 K, 3 BB

POSTSEASON:


LAST 10 G: 0-0, 6.75 ERA, 4.0 IP, 5 H, 3 R, 3 ER, 2 K, 3 BB

VS. ARK: --

 Signed by the D-backs as a minor league free agent on July 17, 2021 after a collegiate career at Grand Canyon University.

 Made his professional debut on 8/7/21 with Low-A Visalia, his only professional start (3.0 IP, 4 H, 4 R, 3 ER, 2 HR, 2 K, BB).

 Appeared in 22 games during the 2022 season across three levels and went 2-2 with a 8.31 ERA.

 In 2023, has spent time in Hillsboro and Reno, working in 40 games and was 5-4 with a 4.45 ERA...All wins with Hillsboro.

2023 SPLITS

VS. RHB: .143/.280/.143, RBI, K, BB, 8 PA

HOME: 2 G, 0-0, 6.75 ERA, 4.0 IP, 5 H, 3 R, 3 ER, 2 K, 3 BB

W/ RISP: .167/.167/.167, 3 RBI, K, 6 PA

VS. LHB: .444/.545/.667, 4 H, 2 BB, 2 RBI, K, 2 BB, 11 PA

AWAY: --

RECENT APPEARANCES

DATE	DEC	P-S	IP	H	R	ER	HR	BB	SO	IR/S
9/15	ND	27-15	2.0	1	1	1	0	1	2	0/0
9/17	ND	36-21	2.0	4	2	2	0	2	0	0/0

LAST WIN: 9/3/23 @ VAN (A+)

LAST LOSS: 7/16/23 @ EVE (A+)

LAST SAVE: N/A

#38 CONOR GRAMMES - RHP

2023 HIGHS: IP - 3.1, K - 5, BB - 4, H - 4, R - 3, ER - 2

HEIGHT: 6'1"

WEIGHT: 200

B/T: R/R


AGE: 26 (7/13/1997 in McLean, VA)


30 G 5-2 0/3 SV/SVO 65/35 K/BB 3.55 ERA

OVERALL: 32 G, 2 HLD, 5 GF, 48.2 IP, 41 H, 19 ER, 5 HR, 68 K, 37 BB **POSTSEASON:** 2 G, 1-0, 3.00 ERA, 3.0 IP, H, 2 R, ER, 3 K, 2 BB

LAST 10 G: 2-0, 3.60 ERA, 2 GS, 15.0 IP, 13 H, 6 ER, HR, 22 K, 15 BB **VS. ARK:** 4 G, GS, 2-0, 4.76 ERA, 5.2 IP, 5 H, 3 R, 3 ER, HR, 8 K, 7 BB

 Selected by the Arizona Diamondbacks 5th round of the 2019 MLB draft out of Xavier University (Cincinnati, OH).

 In games where he logged at least 2.0 innings on the bump (6 G) in 2022, he also posted his most single-game strikeouts, encompassing both of his five (8/4 & 8/13) and four K (8/9 & 8/30) performances.

 Across a 12 game stretch, he logged at least two strikeouts in all but one relief appearances from 7/15-9/3/22 (19.0 IP), logging 36 total punch outs (17.1 K/9) across the stretch.

2023 SPLITS

VS. RHB: .185/.319/.228, 17 H, 4 BB, 8 RBI, 43 K, 17 BB, 113 PA

HOME: 15 G, 3-2, 3.86 ERA, 23.1 IP, 25 H, 2 HR, 10 ER, 34 K, 19 BB

W/ RISP: .224/.365/.345, 13 H, 19 RBI, 2 HR, 2B, 21 K, 12 BB, 74 PA

VS. LHB: .307/.447/.520, 23 H, 5 HR, 2B, 17 RBI, 22 K, 18 BB, 94 PA

AWAY: 15 G, 2-0, 3.22 ERA, 2 GS, 2 HLD, 2 CF, 22.1 IP, 15 H, 3 HR, 8 ER, 31 K, 16 BB

RECENT APPEARANCES

DATE	DEC	P-S	IP	H	R	ER	HR	BB	SO	IR/S
8/12	ND	32-14	1.0	0	1	0	0	3	3	0/0
8/15	ND	45-23	1.2	1	2	2	1	3	3	--
8/18	W (4)	23-12	1.0	3	1	1	0	1	1	0/0
8/22	BS (3)	37-17	1.1	2	2	2	0	3	1	0/0
8/26	ND	25-16	2.0	0	0	0	0	0	2	0/0
8/30	ND	41-26	3.0	0	0	0	0	0	4	0/0
9/3	ND	32-20	2.0	2	1	1	0	1	1	0/0
9/7	W (5)	35-19	2.0	0	0	0	0	2	3	0/0
9/10	ND	20-9	1.0	1	0	0	0	1	1	0/0
9/15	ND	27-16	1.0	1	0	0	0	1	3	--
9/19	ND	19-9	1.1	0	0	0	0	1	2	1/0
9/22	W (6)	28-17	1.2	1	2	1	0	1	1	0/0

LAST WIN: 9/22/23 @ SA

LAST LOSS: 6/30/23 vs. TUL

LAST SAVE: 5/21/23 @ EUG (A+)

#30 - GUNNAR GROEN - RHP

2023 HIGHS: IP - 3.0, K - 2, BB - 1, H - 6, R - 4, ER - 3

HEIGHT: 6'6"

WEIGHT: 220

B/T: R/R

AGE: 26 (7/1/1997 in London, UK)


2 G 0-1 -/- SV/SVO 3/1 K/BB 10.80 ERA

OVERALL: 2 G, 2 GS, 5.0 IP, 12 H, HR, 7 R, 6 ER, 3 K, BB **POSTSEASON:** --

LAST 10 G: 0-1, 10.80 ERA, 2 GS, 5.0 IP, 12 H, HR, 7 R, 6 ER, 3 K, BB **VS. SA:** --

 Signed by the Arizona Diamondbacks as a minor league free agent on June 15, 2022 after playing his college ball at Pepperdine.

 Made his professional debut on June 20, 2022 with the ACLD-backs and earned the win after 2.0 IP without a hit and three strikeouts.

 Across three levels prior to joining Amarillo, was 6-2 with a 4.58 ERA...Earned consecutive wins with Hillsboro on 9/7-10.

 Made his Double-A Debut with his first professional start, going 3.0 IP with six hits and four runs (3 earned) and two strikeouts.

2023 SPLITS

VS. RHB: .667/.615/1.000, 8 H, 2B, HR, 5 RBI, 2 K

HOME: 2 G, 0-1, 10.80 ERA, 5.0 IP, 12 H, 7 R, 6 ER, HR, 3 K, BB

W/ RISP: .455/.462/.727, 5 H, HR, 7 RBI, BB

VS. LHB: .308/.357/.308, 4 H, 2 RBI, K, BB

AWAY: --

RECENT APPEARANCES

DATE	DEC	P-S	IP	H	R	ER	HR	BB	SO	IR/S
9/13	L (1)	52-32	3.0	6	4	3	1	1	2	--
9/17	ND	39-25	2.0	6	3	3	0	0	1	--

LAST WIN: 9/10/23 vs SPO (A+)

LAST LOSS: 9/13/23 vs FRI

LAST SAVE: N/A

#35 DILLON LARSEN - LHP

2023 HIGHS: IP - 3.0, K - 4, BB - 4, H - 3, R - 5, ER - 5

HEIGHT: 6'5"

WEIGHT: 230

B/T: R/L


AGE: 24 (7/9/1998 in Ellensburg, WA)


16 G 0-0 0/0 SV/SVO 26/32 K/BB 5.72 ERA

OVERALL: 16 G, 28.1 IP, 2 HLD, 2 GF, 19 H, 3 HR, 18 R, 18 ER, 26 K, 32 BB **POSTSEASON:** --

LAST 10 G: 0-0, 5.94 ERA, 2 HLD, GF, 16.2 IP, 13 H, 3 HR, 11 ER, 16 K, 16 BB **VS. ARK:** 4 G, 0-0, 3.48 ERA, HLD, 10.1 IP, 8 H, 4 R, 4 ER, HR, 9 K, 8 BB

 Signed by the Arizona Diamondbacks as a minor league free agent on May 13, 2022 out of Central Washington University.

 From 7/12-9/3/2022, he allowed just four earned runs across 12 relief appearances (18.2 IP), good for a 1.99 ERA.

 Appeared in 25 games with High-A Hillsboro in 2023, going 1-4 with a 4.54 ERA over 41.2 IP with 55 K and 38 BB.

 Across eight total Double-A appearances with Amarillo over the last two years is 0-1 with a 5.94 ERA (11 H, 11 ER, 14 K, 20 BB)

2023 SPLITS

VS. RHB: .206/.368/.397, 14 H, 2 BB, 3B, 3 HR, 12 RBI, 14 K, 17 BB, 88 PA

HOME: 11 G, 0-0, 5.59 ERA, 19.1 IP, 11 H, 12 ER, 2 HR, 17 K, 22 BB

W/ RISP: .176/.383/.382, 6 H, 2B, 2 HR, 14 RBI, 10 K, 12 BB, 48 PA

VS. LHB: .161/.435/.258, 5 H, 2B, 3B, 3 RBI, 12 K, 15 BB, 46 PA

AWAY: 5 G, 0-0, 6.00 ERA, 2 HLD, GF, 9.0 IP, 8 H, 6 R, 6 ER, HR, 9 K, 10 BB

RECENT APPEARANCES

DATE	DEC	P-S	IP	H	R	ER	HR	BB	SO	IR/S
8/11	ND	48-27	2.1	2	2	2	0	3	2	1/0
8/15	ND	49-29	3.0	1	0	0	0	3	2	3/0
8/19	ND	48-27	3.0	2	3	3	1	2	1	3/1
8/24	H (1)	9-5	1.0	0	0	0	0	0	0	0/0
8/27	ND	36-12	1.1	1	3	3	1	4	1	2/2
8/30	ND	48-26	2.1	2	1	1	0	2	3	1/0
9/3	ND	2-2	0.1	0	0	0	0	0	0	0/0
9/6	ND	44-25	2.2	2	0	0	0	1	4	0/0
9/9	H (2)	35-16	1.2	3	1	1	0	2	2	0/0
9/13	ND	40-22	1.0	2	1	1	1	1	2	0/0
9/15	ND	36-17	1.1	1	2	2	0	3	1	0/0
9/17	ND	30-17	2.0	0	0	0	0	1	2	0/0

LAST WIN: 6/24/23 vs EVE (A+)

LAST LOSS: 6/9/23 vs SPO (A+)

LAST SAVE: 8/28/22 @ VAN (A+)

#21 - CARLOS MEZA - LHP

2023 HIGHS: IP - 2.0, K - 3, BB - 2, H - 5, R - 5, ER - 5

HEIGHT: 6'1"

WEIGHT: 155

B/T: L/L

AGE: 22 (2/10/2001 in Charallave, Venezuela)


5 G 0-0 -/- SV/SVO 7/4 K/BB 15.19 ERA


OVERALL: 6 G, HLD, 5.2 IP, 11 H, 10 R, 9 ER, 8 K, 5 BB


POSTSEASON: 1 G, 0-0, 0.00 ERA, HLD, 0.1 IP, H, K, BB

LAST 10 G: 0-0, 15.19 ERA, 5.1 IP, 10 H, 10 R, 9 ER, 7 K, 4 BB **VS. ARK:** 1 G, 0-0, 27.00 ERA, 1.0 IP, 2 H, 3 R, 3 ER, K, BB

 Was signed by the Arizona Diamondbacks on March 23, 2018 to a minor league contract.

 Spent the 2018-19 seasons in the Dominican Summer League, going 5-3 with a 4.42 ERA in 28 games (2 starts).

 In the Arizona Complex league in 2021, was 1-4 with a 4.97 ERA in 11 games (7 starts).

 Spent all of 2022 with Low-A Visalia where he appeared in a career-high 38 games and was 6-4 with a 6.31 ERA.

 So far in 2023, has appeared in 35 games with High-A Hillsboro and was 3-4 with a 4.94 ERA in 35 games.

2023 SPLITS

VS. RHB: .353/.409/.471, 6 H, 2 BB, 7 RBI, 5 K, 3 BB, 22 PA

HOME: 4 G, 0-0, 12.46 ERA, 4.1 IP, 8 H, 2B, 7 R, 6 ER, 6 K, 3 BB

W/ RISP: .625/.500/.875, 5 H, 2 BB, 10 RBI, K, BB, 12 PA

VS. LHB: .571/.556/.571, 4 H, 3 RBI, 2 K, BB, 9 PA

AWAY: 1 G, 0-0, 27.00 ERA, 1.0 IP, 2 H, 3 R, 3 ER, K, BB

RECENT APPEARANCES

DATE	DEC	P-S	IP	H	R	ER	HR	BB	SO	IR/S
8/31	ND	30-16	0.2	5	5	5	0	1	0	0/0
9/6	ND	25-15	1.0	2	3	3	0	1	1	0/0
9/13	ND	30-15	0.2	1	2	1	0	2	2	0/0
9/15	ND	16-11	1.0	0	0	0	0	0	3	0/0
9/17	ND	31-17	2.0	2	0	0	0	0	1	0/0
9/22	H (1)	11-4	0.1	1	0	0	0	1	1	2/1

LAST WIN: 5/24/23 vs TRI (A+)

LAST LOSS: 8/26/23 vs EUG (A+)

LAST SAVE: 8/16/23 @ EVE (A+)

#40 CHRISTIAN MONTES DE OCA - RHP

2023 HIGHS: IP - 2.1, K - 3, BB - 2, H - 5, R - 4, ER - 3

HEIGHT: 6'4"

WEIGHT: 230

B/T: R/R

AGE: 23 (8/30/1999 in Santo Domingo, Dominican Republic)

42 G 2-3 9/13 SV/SVO 55/26 K/BB 4.28 ERA

OVERALL: 45 G, 7 HLD, 23 GF, 65.0 IP

#45 EMAILIN MONTILLA - LHP

2023 HIGHS: IP - 2.0, K - 3, BB - 3, H - 4, R - 4, ER - 4

RECENT APPEARANCES

HEIGHT: 6'5" **WEIGHT:** 270 **B/T:** L/L **AGE:** 27 (10/2/1995 in Neiba, Dominican Republic)

11 G **0-1** **0/1 SV/SVO** **15/9 K/BB** **6.00 ERA**
OVERALL: 12 G, GS, BS, 2 GF, 16.2 IP, 22 H, 16 R, 10 ER, 18 K, 9 BB **POSTSEASON:** 1 G, 0-0, 0.00 ERA, 1.2 IP, 2 H, 3 K

LAST 10 G: 0-1, 4.05 ERA, 2 GF, HLD, GS, 13.1 IP, 16 H, 12 R, 6 ER, 14 K, 6 BB **VS. ARK:** 4 G, GS, 0-1, 4.76 ERA, HLD, 5.2 IP, 6 H, 5 R, 3 ER, 8 K, 2 BB

Was signed by the Arizona Diamondbacks to a minor league contract on March, 20, 2023

Spent the 2019-2022 seasons playing internationally between in Japan, the Dominican Winter League, Italian League, and the Nicaraguan Winter League, going 15-13 with a 3.58 ERA in 73 games (18 starts).

Had his best season with Parmaclima (Italian Serie A) in 2022 where he went 8-1 with a 1.68 ERA in 10 starts with 67 K and 9 BB.

In 15 games during his first minor league season has gone 1-0 with a 6.08 ERA between the ACL, Visalia, and Hillsboro.

2023 SPLITS

VS. RHB: .250/.320/.318, 11 H, 3 2B, 8 RBI, 11 K, 5 BB, 50 PA
HOME: 6 G, 0-1, 9.00 ERA, 9.0 IP, 16 H, 9 ER, 10 K, 7 BB
W/ RISP: .357/.424/.429, 10 H, 2 2B, 15 RBI, 7 K, 4 BB, 33 PA

VS. LHB: .450/.542/.700, 9 H, 3 2B, 3B, 8 RBI, 4 K, 4 BB, 24 PA
AWAY: 5 G, 0-0, 1.50 ERA, 2 GF, HLD, GS, 6.0 IP, 4 H, 4 R, ER, 5 K, 2 BB

LAST WIN: 6/11/23 vs SJ (A-)
LAST LOSS: 8/17/23 vs ARK
LAST SAVE: 6/5/23 @ ACL OAK (RK)

#41 MICHEL OTANEZ - RHP

2023 HIGHS: IP - 2.0, K - 4, BB - 3, H - 3, R - 5, ER - 5

RECENT APPEARANCES

HEIGHT: 6'4" **WEIGHT:** 218 **B/T:** R/R **AGE:** 26 (7/3/1997 in Villa La Mata, Dominican Republic)

28 G **4-2** **1/6 SV/SVO** **55/21 K/BB** **5.45 ERA**
OVERALL: 30 G, 4 GF, 9 HLD, 36.0 IP, 30 H, 20 ER, 2 HR, 57 K, 21 BB **POSTSEASON:** 2 G, 0-0, 0.00 ERA, 2 HLD, 3.0 IP, 2 K

LAST 10 G: 1-0, 4.38 ERA, GF, 3 HLD, SV, 12.1 IP, 11 H, 6 ER, 23 K, 7 BB **VS. ARK:** 4 G, 0-0, 4.50 ERA, HLD, BS, 4.0 IP, 3 H, 3 R, 2 ER, 6 K, 4 BB

Entering his 6th professional season, having been in professional ball since his 2016 debut season in the Mets system.

During his debut season, he posted a 1-1 record with a 4.64 ERA across five starts in the Dominican Summer League.

This year marks the first year being apart of the D-backs organization, being signed as a minor league free agent on November 14, 2022.

Through his first five appearances this season, he posted a 3.00 ERA (2 ER, 6.0 IP) with a 5.5 K:BB (11 K, 2 BB).

2023 SPLITS

VS. RHB: .244/.366/.333, 19 H, 4 2B, HR, 7 RBI, 37 K, 12 BB
HOME: 15 G, 2-0, 3.86 ERA, 3 GF, 4 HLD, 18.2 IP, 20 H, 8 ER, 28 K, 14 BB
W/ RISP: .167/.298/.229, 8 H, 3 2B, 16 RBI, 25 K, 8 BB

VS. LHB: .229/.362/.375, 11 H, 4 2B, HR, 12 RBI, 18 K, 9 BB
AWAY: 13 G, 2-2, 7.53 ERA, SV, 14.1 IP, 10 H, 12 ER, HR, 27 K, 7 BB, 3 HB

LAST WIN: 9/17/23 vs FRI
LAST LOSS: 7/25/23 @ MID
LAST SAVE: 8/25/23 @ SA

#23 TAYLOR RASHI - RHP

2023 HIGHS: IP - 2.1, K - 3, BB - 1, H - 2, R - 1, ER - 1

RECENT APPEARANCES

HEIGHT: 6'4" **WEIGHT:** 220 **B/T:** R/R **AGE:** 27 (1/15/1996 in Torrance, CA)

8 G **3-0** **1/1 SV/SVO** **17/1 K/BB** **0.73 ERA**
OVERALL: 11 G, 17.0 IP, 5 GF, 2 SV, 7 H, 3 R, 2 ER, 23 K, 4 BB **POSTSEASON:** 3 G, 0-1, 1.93 ERA, SV, 4.2 IP, 3 H, 2 R, ER, HR, 6 K, 3 BB

LAST 10 G: 3-0, 0.73 ERA, 3 GF, SV, 12.1 IP, 4 H, R, ER, 17 K, BB **VS. ARK:** 5 G, 1-1, 2.95 ERA, 4 GF, SV, 6.1 IP, 4 H, 2 R, 2 ER, 6 K, 3 BB

Was originally selected by the San Francisco Giants in the 23rd round of the 2019 MLB Draft out of UC-Irvine

Appeared in 10 games during the 2019 season, going 2-0 with a 1.15 ERA between rookie and short-season A ball.

Spent 2021 with High-A Eugene where he went 6-3 with a 4.44 ERA in 32 games in the Northwest League.

Appeared in 30 games with Double-A Richmond in 2022 where he went 1-3 with a 2.83 ERA.

Was claimed off waivers by the Arizona Diamondbacks on December 7, 2022...Was placed on the 60-day IL on 3/31/23

2023 SPLITS

VS. RHB: .000/.053/.000, 9 K, BB, 19 AB
HOME: 5 G, 1-0, 1.29 ERA, GF, 7.0 IP, 4 H, 3 2B, R, ER, 10 K, BB
W/ RISP: .063/.063/.167, H, 2B, RBI, 5 K, 12 AB

VS. LHB: .174/.174/.304, 4 H, 3 2B, 2 RBI, 8 K
AWAY: 3 G, 2-0, 0.00 ERA, 2 GF, SV, 5.1 IP, 7 K

LAST WIN: 9/10/23 @ ARK
LAST LOSS: 7/25/23 vs ARK
LAST SAVE: 9/22/23 @ SA

#31 JAKE RICE - LHP

2023 HIGHS: IP - 2.0, K - 5, BB - 3, H - 3, R - 5, ER - 5

RECENT APPEARANCES

HEIGHT: 6'1" **WEIGHT:** 220 **B/T:** L/L **AGE:** 26 (7/19/1997 in Birmingham, AL)

40 G **5-0** **3/3 SV/SVO** **58/34 K/BB** **7.50 ERA**
OVERALL: 44 G, 2 HLD, 9 GF, 47.0 IP, 40 H, 35 ER, 5 HR, 63 K, 38 BB, 7 HB **POSTSEASON:** 4 G, 1-0, 0.00 ERA, SV, 5.0 IP, 3 H, 5 K, 4 BB

LAST 10 G: 1-0, 5.11 ERA, SV, HLD, 12.1 IP, 15 H, 7 ER, 2 HR, 17 K, 6 BB **VS. ARK:** 7 G, 2-0, 2.67 ERA, HLD, SV, 10.1 IP, 8 H, 3 R, 3 ER, 2 HR, 14 K, 6 BB

Made his professional and Low-A debut on 8/18/2021 and tossed 3.2 innings of relief, allowing just one (1) hit and punching out six (6).

During his time in Hillsboro in 2022 (4/9-5/22), tied 1st in wins (3) and 2nd in game appearances (11) among qualified club mates.

From 8/12-9/16/2022 (AMA), he held his opponent scoreless in eight (8) out of 10 straight relief appearances (9.2 IP), allowing just four (4) earned runs and punching out 10 in the process (3.91 ERA).

Set a season-high with 2.0 IP and five strikeouts of the Corpus Christi Hooks on August 5.

2023 SPLITS

VS. RHB: .250/.411/.488, 24 H, 5 2B, 5 HR, 22 RBI, 40 K, 22 BB, 5 HB
HOME: 22 G, 3-0, 6.75 ERA, 21.1 IP, 21 H, 16 R, 16 ER, 3 HR, 27 K, 16 BB
W/ RISP: .234/.431/.362, 11 H, 3 2B, HR, 24 RBI, 16 K, 18 BB, HB

VS. LHB: .210/.355/.288, 13 H, 3 2B, 9 RBI, 18 K, 12 BB, 2 HB
AWAY: 16 G, 2-0, 8.27 ERA, 3 GF, 2 HLD, 2 SV, 20.2 IP, 16 H, 19 ER, 2 HR, 31 K, 18 BB

LAST WIN: 9/24/23 @ ARK
LAST LOSS: 8/24/21 vs. RC (A-)
LAST SAVE: 9/21/23 @ SA

#14 ELI SAUL - RHP

2023 HIGHS: IP - 1.1, K - 1, BB - 1, H - 2, R - 1, ER - 1

RECENT APPEARANCES

HEIGHT: 6'5" **WEIGHT:** 215 **B/T:** L/R **AGE:** 22 (8/16/2001 in Vancouver, BC, Canada)

2 G **0-0** **-/- SV/SVO** **2/1 K/BB** **3.86 ERA**
OVERALL: 2 G, 2.1 IP, 2 H, R, ER, 2 K, BB

POSTSEASON: --

LAST 10 G: 0-0, 3.86 ERA, 2.1 IP, 2 H, R, ER, 2 K, BB **VS. ARK:** 1 G, 0-0, 9.00 ERA, 1.0 IP, 2 H, R, ER, K, BB

Was selected by the Arizona Diamondbacks in the 13th round of the 2022 MLB draft out of Sacramento State.

Made his professional debut on Aug. 16, 2022 with the ACL D-backs...Appeared in three games in the ACL (0-1, 3.00 ERA).

Began the 2023 season with Low-A Visalia, appearing in four games, going 0-0 with a 1.29 ERA with a save over 7.0 IP.

Earned his first professional win on 5/25/23 with High-A Hillsboro...In 38 games (7 starts) was 2-1 with a 5.46 ERA with HIL.

2023 SPLITS

VS. RHB: .500/.500/1.000, 2 H, 4 PA
HOME: 1 G, 0-0, 0.00 ERA, 1.1 IP, K
W/ RISP: .000/.000/.000, RBI, 2 K, 4 PA

VS. LHB: .196/.351/.413, 9 H, 2 HR, 2 2B, 3B, 4 RBI, 16 K, 10 BB
AWAY: 1 G, 0-0, 9.00 ERA, 2 H, R, ER, K, BB

LAST WIN: 8/9/23 @ SPO (A+)
LAST LOSS: 8/12/23 @ SPO (A+)
LAST SAVE: 9/3/23 @ VAN (A+)

#29 RAFFI VIZCAINO - RHP

2023 HIGHS: IP - 3.0, K - 6, BB - 4, H - 3, R - 3, ER - 3

RECENT APPEARANCES

HEIGHT: 6'0" **WEIGHT:** 237 **B/T:** R/R **AGE:** 27 (12/2/1995 in Sabana Grande, Dominican Republic)

27 G **1-1** **4/5 SV/SVO** **48/22 K/BB** **4.63 ERA**
OVERALL: 30 G, 13 GF, 3 GS, 2 HLD, 41.1 IP, 34 H, 28 R, 23 ER, 8 HR, 55 K, 27 BB **POSTSEASON:** 3 G, GS, 0-1, 7.11 ERA, 6.1 IP, 5 H, 6 R, 5 ER, HR, 7 K, 5 BB

LAST 10 G: 1-0, 4.20 ERA, 5 GF, 2 GS, 2 SV, 15.0 IP, 11 H, 9 R, 7 ER, 2 HR, 20 K, 9 BB **VS. ARK:** 4 G, GS, 0-0, 2.50 ERA, GF, SV, 7.2 IP, 6 H, 2 R, 2 ER, 9 K, 4 BB

Entering his ninth professional season after taking a one year hiatus for the 2022 campaign, professionally debuting back in 2013.

During his debut 2013 season, he posted a 3.80 ERA across 11 game starts (47.1 IP) while punching out 41 batters.

This season will be his first in the yellow city and the third season that he spends time at the Double-A level.

In his most recent season (2021), he logged a 5.40 ERA (24 ER, 40.0 IP) in 32 relief appearances (2 GS).

2023 SPLITS

VS. RHB: .241/.333/.470, 20 H, 5 HR, 2 2B, 3B, 13 RBI, 32 K, 12 BB
HOME: 16 G, 1-0, 4.76 ERA, 7 GF, HLD, 22.2 IP, 20 H, 14 R, 12 ER, 4 HR, 33 K, 14 BB
W/ RISP: .219/.350/.313, 7 H, HR, 9 RBI, 14 K, 7 BB

VS. LHB: .196/.351/.413, 9 H, 2 HR, 2 2B, 3B, 4 RBI, 16 K, 10 BB
AWAY: 11 G, 0-1, 4.38 ERA, 6 GF, 3/4 SVO, 12.1 IP, 9 H, 8 R, 6 ER, 3 HR, 15 K, 8 BB

LAST WIN: 9/15/23 vs FRI
LAST LOSS: 9/19/23 vs SA
LAST SAVE: 9/12/23 vs FRI

PITCHER STARTS: Albright (25), Hill (25), Patrick (19), Olivero (17), Lin (11), Bain (7), Solomon (7), Grammes (6), Diaz (5), Ray (5), Tineo (4), Jarvis (3), Vizcaino (3), Groen (2), Mabrey (2), Davies (1), Montilla (1)

QUALITY CONTROL

TEAM PITCHING

OVERALL (REGULAR SEASON)

	W	L	ERA	G	CG	SHO	SV	SVO	IP	H	R	ER	HR	HB	BB	IBB	SO	WHIP	AVG
--	---	---	-----	---	----	-----	----	-----	----	---	---	----	----	----	----	-----	----	------	-----

77	61	5.36	138	0	8	38	64	1204.2	1184	803	718	163	72	686	6	1298	1.55	.257
----	----	------	-----	---	---	----	----	--------	------	-----	-----	-----	----	-----	---	------	------	------

HOME VS. ROAD TEAM PITCHING (INCLUDING POSTSEASON)

	W	L	ERA	G	CG	SHO	SV	SVO	IP	H	R	ER	HB	BB	SO	WHIP	AVG
HOME	40	31	6.00	71	0	2	16	26	632.0	665	467	421	37	375	692	1.65	.270
ROAD	40	32	4.67	72	0	6	25	41	618.2	556	363	321	41	338	659	1.45	.238

PITCHING STREAKS (NO EARNED RUNS)

CONSECUTIVE SCORELESS INNINGS CONSECUTIVE SCORELESS APPEARANCES

PLAYER	LENGTH (MP) - DATES	STREAK STATS	PLAYER	LENGTH - DATES	STREAK STATS
--------	---------------------	--------------	--------	----------------	--------------

PLAYER	LENGTH(IP) - DATES	STREAK STATS	PLAYER	LENGTH - DATES	STREAK STATS
Hill	17.0 - 8/25-9/7	3 GS, 6 H, 12 K, 3 BB, HB	Green	12 G, 6/3-7/8	8 H, 13 K, 4 BB, 58 BF
Patrick	16.2 - 7/19-30	3 GS, 14 K, 10 H, 2 BB	Backhus	9 G - 5/18-6/11	10 H, 14 K, 4 BB, HB
Green	15.1 - 6/3-7/8	12 G, 8 H, 13 K, 4 BB	Rashi	9 G, 8/19-9/22	4 H, 22 K, BB
Rashi	15.1 - 8/16-9/22	10 G, 4 H, 22 K, BB	Saalfrank	8 G - 5/7-5/30	3 H, 17 K, 5 BB, HB
Hill	14.1 - 7/15-27	3 GS, 6 H, 13 K, 4 BB	Otanez	7 G, 8/25-9/24	3 H, 12 K, BB
Saalfrank	12.1 - 5/4-5/30	9 G, 3 H, 18 K, 5 BB, HB	Backhus	6 G, 8/5-24	7 H, 12 K, 6 BB
Patrick	11.1 - 5/21-6/3	3 GS, 3 H, 12 K, 4 BB	Backhus	6 G, 7/8-30	7 H, 7 K, 5 BB
Backhus	10.2 - 5/18-6/11	9 G, 10 H, 14 K, 4 BB, HB	Pope	6 G - 5/26 - 6/16	4 H, 11 K, 35 BF
Backhus	10.1 - 8/5-24	6 G, 7 H, 12 K, 6 BB	Backhus	6 G - 4/15-5/3	2 H, 2 BB, 9 K
Pope	10.1 - 5/26-6/20	7 G, 4 H, 13 K, 2 BB, HB	Grammes	5 G, 7/15-29	10 H, 14 K, 2 BB, HBP
Backhus	9.1 - 4/12-5/6	8 G, 4 H, 12 K, 2 BB	Vizcaino	5 G, 7/27-8/6	3 H, 10 K, 4 BB
Grammes	9.1 - 7/15-8/3	6 G (3 GS), 11 H, 15 K, 2 BB, HBP	M. De Oca	4 G, 9/2-14	3 H, 8 K, 4 BB, 4 SV
M.De Oca	8.1 - 9/2-14	4 G, 3 H, 8 K, 4 BB, 4 SV	Rice	4 G, 8/18-26	4 H, 11 K, BB
Hill	8.1 - 8/8-13	2 GS, 3 H, 7 K, 2 BB	Rice	4 G, 6/3-15	H, 3 K, 2 BB, HB

EJECTIONS

PLAYER/COACH	DATE/LOCATION	UMPIRE	REASON
Shawn Roof	4/30, HODGETOWN vs. FRI	HP Jarrod Moehlmann	Arguing call
Shawn Roof	5/20, Riders Field @ FRI	3B Steven Rios Jr.	Arguing call
Shawn Roof	6/9, Momentum Bank Ballpark @ MID	3B Sean Sparling	Checked swing
Jamison Hill	6/18, HODGETOWN vs SA	1B Steven Rios Jr.	Words
Shawn Roof	6/18, HODGETOWN, vs SA	HP Malcom Smith	Arguing call
Juan Centeno	6/30, HODGETOWN, vs TUL	HP Jarrod Moehlmann	Arguing call
Tom Gorzelanny	7/28, Momentum Bank Ballpark @ MID	HP Chris Murphy	Balls/Strikes
Shawn Roof	8/4, HODGETOWN, vs CC	HP Ty Krauss	Arguing Ball

AWARDS

PLAYER/COACH	AWARD	DATES	STATS
Bryce Jarvis	Texas League Pitcher of the Week	4/17-4/23	1-0, 5.0 IP, 0 H, 8 K, 4 BB
Ryan Bliss	Texas League Player of the Month	April	18 G, .410 AVG (34-for-83), 2 HR, 14 RBI, 17 R
Chad Patrick	Texas League Pitcher of the Week	5/22-5/28	1-0, 7.0 IP, 2 H, 6 K, 2 BB
Ryan Bliss	Texas League Player of the Month	May	23 G, .361 AVG (35-for-97), 5 HR, 13 RBI, 21 R
Caleb Roberts	Texas League Player of the Week	6/28-7/2	.438 (7-for-16), 3 HR, 2 2B, 4 RBI, 3 BB, 1.675 OPS
Deyvison De Los Santos	ARI MiLB Player of the Month	July	14 G, .364 (20-for-55), 2 HR, 4 2B, 3B, 10 RBI
Neyty Castillo	Texas League Player of the Week	8/14-20	.478 (11-for-23), 4 HR, 2 2B, 3B, 14 RBI, 1.694 OPS
Seth Beer	Texas League Player of the Week	8/29-9/3	.526 (10-for-19), 4 HR, 2 2B, 8 RBI, 1.854 OPS
Caleb Roberts	ARI MiLB Player of the Month	August	20 G, .321(26-for-81) 2 HR, 8 2B, 2 3B, 11 RBI

2023 MILESTONES ON THE HORIZON

NAME	MILESTONE	TO MEET (CURRENT TOTAL)
Caleb Roberts	Amarillo Single-Season Triples Record	1 (8)

2023 MILESTONES REACHED

NAME	MILESTONE	DATE
Luke Albright	150 Career IP	4/7 @ FRI
Ryan Bliss	150 Career Hits	4/14 vs. CC
A.J. Vukovich	150 Career RBI	4/16 vs. CC
Tim Tawa	150 Career Hits	4/16 vs. CC
A.J. Vukovich	150 Career RBI	4/16 vs. CC
Andrew Saalfrank	100 Career Strikeouts	4/20 @ NWA
Jamison Hill	150 Career Strikeouts	4/21 @ NWA
Austin Pope	200 Career Strikeouts	4/21 @ NWA
Austin Pope	200 Career IP	6/24 @ CC
Devison De Los Santos	150 Career RBI	4/26 vs. FRI
Jackson Goddard	150 Career Strikeouts	4/28 vs. FRI
Deyni Olivero	400 Career IP	4/29 vs. FRI
Tristin English	250 Career Hits	4/29 vs. FRI
Adrian Del Castillo	100 Career Hits	4/30 vs. FRI
A.J. Vukovich	250 Career Hits	5/4 @ CC
Michel Otanez	250 Career Strikeouts	5/17 @ FRI
Ryan Bliss	200 Career Hits	5/28 @ SA
Ryan Bliss	100 Career RBI	6/17 vs SA
Kyle Backhus	100 Career IP	6/1 vs. SPR
Deyni Olivero	300 Career Strikeouts	6/3 (2) vs. SPR
Jordan Lawlar	150 Career Hits	6/3 (1) vs. SPR
Josh Green	250 Career Strikeouts	6/14 vs SA
Jeff Bain	500 Career Strikeouts	7/3 (2) vs TUL
Tim Tawa	Most Single-Season HR	14, 7/15 vs FRI
Caleb Roberts	Most Single-Season HR	10, 7/15 vs FRI
Jordan Lawlar	100 Career RBI	7/16 vs FRI
A.J. Vukovich	Most Single-Season HR	18, 7/22 vs WCH
Seth Beer	450 Career MiLB Hits	7/22 vs WCH
Kyle Backhus	150 Career Strikeouts	7/28 @ MID
Austin Pope	250 Career Strikeouts	7/29 @ MID
Chad Patrick	150 Career Strikeouts	7/30 @ MID
TEAM	Franchise Single-Season HR Record (180)	9/3 vs MID
A.J. Vukovich	Amarillo Single-Season RBI Record (94)	9/9 @ ARK

SOD POODLES vs. LEAGUE IN 2023 (REGULAR SEASON)

NORTH DIVISION	OVERALL	HOME	AWAY	SOUTH DIVISION	OVERALL	HOME	AWAY
Arkansas	9-3	4-2	5-1	Corpus Christi	11-13	6-6	5-7
NW Arkansas	3-3	0-0	3-3	Frisco	13-11	9-6	4-5
Springfield	7-5	4-2	3-3	Midland	15-9	6-6	9-3
Tulsa	9-3	5-1	4-2	San Antonio	6-12	2-4	4-8
Wichita	4-2	4-2	0-0	---			

SOD POODLES vs. LEAGUE ALL-TIME (REGULAR SEASON)

NORTH DIVISION	OVERALL	HOME	AWAY	SOUTH DIVISION	OVERALL	HOME	AWAY
Arkansas	20-17	10-8	10-9	Corpus Christi	52-50	26-20	26-30
NW Arkansas	18-14	8-5	10-9	Frisco	50-51	31-28	19-23
Springfield	20-17	10-8	10-9	Midland	60-45	30-25	30-20
Tulsa	26-24	13-12	13-12	San Antonio	29-33	12-12	17-21
Wichita	14-10	7-5	7-5	---			

SOD POODLES OFFENSE

Most Runs, Game: 17 (2x, Last: 9/3 vs MID)
Most Runs, Inning: 7 (5x: Last: 6/29 vs. TUL, 1st inning)
Most Hits, Game (Team): 19 (9/3 vs MID)
Most Hits, Game (Indiv.): 4 (10x: Last: Cintron, 9/19 vs SA)
Fewest Hits, Game: 2 (3x: Last: 5/18 @ FRI)
Most Hits, Inning: 8 (5/5 @ CC, 3rd inning)
Most HRs, Game (Team): 5 (6x, Last: 9/19 vs SA)
Most HRs, Game (Indiv.): 3 (2x, Last: Beer, 9/1 vs MID)
Most HR, Inning (Team): 3 (3x, Last: 8/16 vs ARK, 5th inning)
Most SBs, Game (Team.): 9 (7/1 vs. TUL)
Most SBs, Game (Indiv.): 3 (4x, Last: Lawlar, 8/10 @ TUL)
Grand Slams: 6 (Last: Castillo, 8/15 vs ARK)
Most Runners LOB, Team: 15 (8/30 vs. MID)
Most Runs Combined (Two Teams): 24 (2x, Last: 9/3 vs MID)
Most Hits Combined (Two Teams): 33 (4/12 vs. CC)
Most Home Runs During Series (Two Teams): 31 (6/28-7/3 vs. TUL)
Most Runs To Overcome Deficit: 10 (4/26 vs. FRI)

SOD POODLES DEFENSE

Most Errors, Team: 5 (9/13 vs FRI)
Most Errors, Individual: 2 (4x, Last: Chen, 8/26 @ SA)
Most Double Plays: 3 (6x, Last: 9/26 vs ARK)

SOD POODLES PITCHING

Most Ks, Team (9 innings): 18 (8/17 vs ARK)
Most Ks, Team (extra innings): 16 (6/30 vs TUL (13)
Most Walks, Team: 13 (8/6 vs CC)
Shutouts: 7 (Last: 9/7 @ ARK)
Complete Games (9 IP): --
Complete Games (7 IP): --
Complete Game Shutout, Individual: --
Complete Game Shutout (9.0 IP) Individual: --
Longest Start: 8.0 IP (Hill, 9/1 vs MID)
Longest Relief Appearance: 3.1 IP (2x: Last: Workman, 4/26 vs. FRI)
Most Ks, Individual: 11 (Solomon, 8/17 vs ARK)
Most Walks, Individual: 6 (3x: Last: Albright, 8/24 @ SA)

OPPONENTS OFFENSE

Most Runs, Game: 16 (2x: Last: 5/11 vs. MID)
Most Runs, Inning: 8 (3x: Last: 8/6 vs CC, 3rd inning)
Most Hits, Game (Team): 19 (5/11 vs. MID)
Most Hits, Game (Indiv.): 5 (2x: Last: Calabuig, 5/11 vs. MID)
Fewest Hits, Game: 1 (8/25 @ SA)
Most Hits, Inning: 7 (2x, Last: 6/20 @ CC)
Most HRs, Game (Team): 5 (3x, Last: 9/19 vs. SA)
Most HRs, Game (Indiv.): 3 (Rave, 4/18 @ NWA)
Most SBs, Game (Indiv.): 3 (Acuña, 4/30 vs. FRI)
Grand Slams Against: 6 (Last: Rivas, 9/6 @ ARK)
Most Runners LOB, Team: 14 (5/26 @ SA)
Most Runs To Overcome Deficit: 7 (7/28 @ MID)

OPPONENTS PITCHING

Most Ks Team (9 innings): 17 (2x, Last: 8/12 @ TUL)
Most Ks, Team (extra innings): 15 (6/30 vs TUL)
Most Walks, Team: 12 (6/20 @ CC)
Most Ks, Individual: 10 (Leiter, 5/17 @ FRI)
Most Walks, Individual: 5 (4x, Last: Garcia, R, 9/15 vs. FRI)

OPPONENTS DEFENSE

Most Errors, Team: 3 (8x, Last: 9/24 @ ARK)
Most Errors, Individual: 3 (Whitcomb, 4/12 vs. CC)
Most Double Plays: 3 (2x, Last: 7/28 @ MID)

MISCELLANEOUS

Longest Home Game Time (9 innings): 3:36 (6/15 vs. SA)
Shortest Home Game Time (9 innings): 1:56 (9/1 vs. MID)
Longest Road Game Time (9 innings): 3:13 (5/5 @ CC)
Shortest Road Game Time (9 innings): 2:05 (5/2 @ CC)
Longest Game Time (7 innings): 2:32 (5/14 (2) vs. MID)
Shortest Game Time (7 innings): 1:39 (6/3 (2) vs. SPR)
Longest Extra-Inning Game: 3:42 (6/30 vs TUL)
Longest Game (Innings): 13 (6/30 vs TUL)
Longest Game Delay (Home): 0:40, 5/31 vs. SPR (rain)
Longest Game Delay (Road): 1:53, 5/19 @ FRI (rain)
Highest Attendance (Home): 7,588 (7/3 vs. TUL)
Highest Attendance (Road): 10,019 (5/16 @ FRI)
Lowest Attendance (Home): 3,231 (4/25 vs. FRI)
Lowest Attendance (Road): 2,041 (7/30 @ MID)

LAST TIME IT HAPPENED - 2023

SOD POODLES (INDIVIDUAL)

Perfect Game:
No-Hitter (Individual):
No-Hitter (Combined):
No-Hitter (7-Inning):
1-Hitter (Individual):
1-Hitter (Combined): 8/25 @ SA, Hill/Rashi/Otanez
2-Hitter (Individual):
2-Hitter (Combined): 3x: Last: 5/27 @ SA, Patrick/Saalfank
3-Hitter (Combined): 11x: Last: 9/24 @ ARK, Ray/Rice/Otanez/Montes De Oca
3-Hitter (Individual):
Complete Game Shutout (9 Inning):
Complete Game Shutout (7 Inning):
10 or more strikeouts (P): 3x, Last: Solomon (10, 8/29 vs MID)
Four (4) Hits: 10x, Last: Cintron (9/19 vs SA)
Five (5) Hits:
Six (6) Hits:
Three (3) Doubles:
Four (4) Doubles:
Two (2) Triples:
Two HR Game: 9x, Last: Roberts (9/19 vs SA)
Three HR Game: 2x, Last: Beer (9/1 vs MID)
Grand Slam (Home): 4x, Last: Castillo (8/15 vs. ARK)
Grand Slam (Road): 2x, Last: Duzenack (7/30 @ MID)
Inside-The-Park HR: Lawlar (7/3 (1) vs TUL)
Back-To-Back HRs: 7x: Last: Beer/De Los Santos (9/15 vs. FRI)
Back-To-Back-To-Back HRs:
HR, Both Sides of the Plate:
Hitting for the Cycle:

HR in 2 straight games: 29x: Last: Roberts (9/19 vs SA, 9/21 @ SA)
HR in 3 straight games: 4x, Last: Robinson (9/16-17 vs FRI, 9/19 vs SA)
HR in 4 straight games: Roberts (6/30-7/3 vs TUL)
Triple in 2 straight games:
Five (5) RBI: 6x, Last: Roberts (9/19 vs SA)
Seven (7) RBI: Vukovich (7/3 (1) vs TUL)
Three Runs: 28x: Last: Tawa (9/3 vs MID)
Four Runs: 4x, Last: Vukovich (7/3 (1) vs TUL)
Five Runs:
Two Stolen Bases: 11x: Last: Dalesandro (8/13 @ TUL)
Three Stolen Bases: 4x, Last: Lawlar (8/10 @ TUL)
Four Stolen Bases:
Steal of home (straight):
Steal of home (double steal): 2x, Last: Bliss/Lawlar, 6/22 @ CC
Four (4) Walks: Roberts (2x, Last: 8/12 @ TUL)
Five (5) Walks:
10 Total Bases in a game: 3x, Last: Beer (12, 9/1 vs MID)

SOD POODLES TEAM

20 Runs, Game:
20 Hits, Game:
10+ Runs, Inning:
Back-to-back 15-hit games: 9/17 vs FRI - 9/19 vs SA
Everyone in order gets a hit: 9x: Last: 9/3 vs MID
Everyone in order scores a run: 2x, Last: 8/16 vs ARK
Only player in order to get a hit:
15+ Strikeouts, Game (Batting): 4x, Last: 9/16 vs FRI (16)
Triple Play:
Winning Streak: 7 (6/6-6/13)
Losing Streak: 4 (2x: Last: 5/23-5/26)



HIGHS & LOWS - ALL TIME



SOD POODLES OFFENSE

Most Runs, Game: 20 (9/11/21 vs. TUL)
Most Runs, Inning: 11 (6/11/22 vs. FRI, 8th inning)
Most Hits, Game: 24 (9/11/21 vs. TUL)
Most Hits, Game (Indiv.): 5 (3x: Last: Barrosa, 7/22 @ MID)
Fewest Hits, Game: 0 (5/26/22 @ ARK)
Most HRs, Game (Team): 7, (6/5/21 @ FRI)
Most HRs, Game (Indiv.): 3, 3x, Last: Beer (9/1/23 vs MID)
Grand Slams: 17 (Last: Castillo, 8/15/23 vs ARK, 5th inning)
Most SBs, Game (Team.): 9 (7/1/23 vs. TUL)
Most SBs, Game (Indiv.): 3 (9x: Last: Lawlar, 8/10/23 @ TUL)
Most Runners LOB, Team: 15 (8/30/23 vs MID)
Most Runs Combined (Two Teams): 32 (9/11/21 vs. TUL)
Most Hits Combined (Two Teams): 37 (2x: Last: 4/23/22 vs SA)
Most Home Runs During Series (Two Teams): 34 (9/7-12/21 vs. TUL)
Most Runs To Overcome Deficit: 10 (4/26/23 vs. FRI)

SOD POODLES DEFENSE

Most Errors, Team: 5 (2x, Last: 9/13/23 vs. FRI)
Most Errors, Individual: 2 (29x: Last: Chen, 8/26/23 @ SA)
Most Ground Into Double Plays: 4 (2x: Last: 9/17/21 vs. FRI)

SOD POODLES PITCHING

Most Ks, Team (9 innings): 18 (2x: Last: 5/9/21 @ TUL)
Most Ks, Team (extra innings): 18 (5/19/21 vs MID)
Most Walks, Team: 13 (8/6/23 vs CC)
Shutout: 27x: Last: 9/7/23 @ ARK
Last Complete Game (9 IP): --
Last Complete Game (7 IP): Nelson (G1, 9/1/21 @ SA)
Last Complete Game (5 IP): Walston (7/29/22 vs. CC)
Last Complete Game Shutout: Frias (8/1/21 vs. SA (7))
Longest Start: 8.0 IP (2x, Last: Hill, 9/1/23 vs MID)
Longest Relief Appearance: 3.1 IP (4x, last: Workman, 4/26 vs FRI)
Most Ks, Individual: 12 (4x: Last: Pfaadt: 6/23/22 @ CC)
Most Walks, Individual: 7 (Nelson, 7/6/21 @ SA)



LAST TIME IT HAPPENED - ALL TIME

SOD POODLES (INDIVIDUAL)

Perfect Game:
No-Hitter (Individual):
No-Hitter (Combined):
No-Hitter (7-Inning): 2x: Tabor, 7/11/21 @ SA; Frias, 8/1/21 vs. SA
1-Hitter (Individual): 7/29/22 (Walston, 5-inning game)
1-Hitter (Combined): 3x: Last: 8/25/23 @ SA; Hill/Rashi/Otanez
2-Hitter (Individual):
2-Hitter (Combined): 5x: Last: 5/27/23 @ SA, Albright/Saalfrank
3-Hitter (Combined): 26x: Last: 9/24 @ ARK, Ray/Rice/Otanez/Montes De Oca
3-Hitter (Individual):
Complete Game Shutout (9 Inning):
Complete Game Shutout (7 Inning): 2x: Tabor, 7/11/21 @ SA; Frias, 8/1/21 vs. SA
10 or more strikeouts: 17x, Last: Solomon (8/29/23 vs. MID)
Four (4) Hits: 38x: Last: Cintron (9/19/23 vs SA)
Five (5) Hits: 3x: Last: Cedenio (8/18/22 @ MID)
Six (6) Hits:
Three (3) Doubles: 3x: Last: Carroll, (4/23/22 vs SA)
Four (4) Doubles:
Two (2) Triples:
Two HR Game: 38x: Last: Roberts (9/19/23 vs SA)
Three HR Game: 3x, Last: Beer, 9/1/23 vs MID)
Grand Slam (Home): 13x: Last: Castillo, 8/15/23 vs. ARK)
Grand Slam (Road): 4x: Last: Duzenack, 7/30/23 @ MID
Inside-The-Park HR: 5x: Last: Lawlar (7/3/23 (1) vs TUL)
Back-To-Back HRs: 23x: Last: Beer/De Los Santos (9/15/23 vs. FRI)
Back-To-Back-To-Back HRs:
B-2-B-2-B-2-B HRs: 9/11/21 vs. TUL - Garrett/Kennedy/Fletcher/Canzone (3rd inning)
HR, Both Sides of the Plate: 3x: Last: Stankiewicz (7/15/22 vs SA)
Hitting for the Cycle:

OPPONENTS OFFENSE

Most Runs, Game: 21 (2x: Last: 9/2/22 vs. FRI)
Most Runs, Inning: 11 (9/2/22 vs. FRI, 5th inning)
Most Hits, Game (Team): 23 (9/2/22 vs. FRI)
Most Hits, Game (Indiv.): 6 (Guldborg, 4/10/22 vs MID)
Fewest Hits, Game: 0 (2x: Last: 8/1/21 vs. SA - Frias no-hitter)
Most HRs, Game (Team): 9 (Last: 5/17/22 vs. TUL)
Most HRs, Game (Indiv.): 4 (Chandler Redmond, 8/10/22 vs SPR)
Most SBs, Game (Indiv.): 3 (Acuña, 4/30/23 vs. FRI)
Grand Slams: 24 (Last: Rivas, 9/6/23 @ ARK, off Ray, 2nd inning)
Most Runners LOB, Team: 16 (4/10/22 vs. MID)
Most Runs To Overcome Deficit: 10 (7/18/21 @ MID)

OPPONENTS PITCHING

Most Ks Team (9 innings): 17 (4x: Last: 8/12/23 @ TUL)
Most Ks, Team (extra innings): 19 (5/11/19 @ CC, 10)
Most Walks, Team: 12 (6/20 @ CC)
Shutout: 22x: Last: 8/31/23 vs. MID
Last Complete Game: Jones (5/26/22 (2) @ ARK)
Last Complete Game Shutout (7 IP): Jones (5/26/22 (2) @ ARK)
Most Ks, Individual: 14 (Dustin May, 6/22/19 @ TUL)
Most Walks, Individual: 7 (Robaina, 7/31/22 vs. CC)

OPPONENTS DEFENSE

Most Errors, Team: 4 (5x: Last: 7/22/22 @ MID)
Most Errors, Individual: 3 (3x: Last: Whitcomb, 4/12/23 vs. CC)
Most Ground Into Double Plays: 4 (2x: Last: 9/14/22 @ SA)

MISCELLANEOUS

Longest Home Game Time (9 innings): 4:08 (9/11/21 vs. TUL)
Shortest Home Game Time (9 innings): 1:56 (9/1/23 vs MID)
Longest Road Game Time (9 innings): 3:34 (7/29/19 @ NWA)
Shortest Road Game Time (9 innings): 1:50 (8/21/22 @ MID)
Longest Game Time (7 innings): 2:36 (9/1/21 @ SA)
Shortest Game Time (7 innings): 1:29 (5/26/22 (2) @ ARK)
Longest Extra-Inning Game: 4:08 (4/22/22 vs. SA, 11)
Longest Game (Innings): 13 (6/30/23 vs TUL)
Longest Game Delay (Home): 3:15 (5/18/21 vs. MID)
Longest Game Delay (Road): 1:53 (5/19/23 @ FRI)
Highest Attendance (Home): 7,588 (7/3/23 vs. TUL)
Highest Attendance (Road): 10,366 (5/18/19 @ FRI)
Lowest Attendance (Home): 3,231 (4/25/23 vs. FRI)
Lowest Attendance (Road): 1,906 (8/17/22 @ MID)
Largest Margin of Victory: 15 (19-4, 6/9/21 vs. CC)
Largest Margin of Defeat: 19 (21-2, 9/2/22 vs. FRI)

HR in 2 straight games: 72x: Last: Roberts (9/19 vs SA, 9/21 @ SA)
HR in 3 straight games: 11x: Last: Robinson (9/16-17 vs FRI, 9/19/23 vs SA)
HR in 4 straight games: Roberts (6/30-7/3/23 vs TUL)
Triple in 2 Straight games: 5x: Last: Carroll (5/17-18 vs. TUL)
Triple in 3 straight games: Carroll, 6/12-15 vs. FRI, @ SA)
Five (5) RBI: 17x: Last: Roberts (9/19/23 vs SA)
Six (6) RBI: 4x: Last: Forbes, (7/28/22 vs. CC)
Seven (7) RBI: 2x, Last: Vukovich (7/3/23 (1) vs TUL)
Four Runs: 10x: Last: Vukovich (7/3/23 (1) vs TUL)
Five Runs: Perdomo (9/11/21 vs. TUL)
Two Stolen Bases: 45x: Last: Dalesandro (8/13/23 @ TUL)
Three Stolen Bases: 9x: Last: Lawlar (8/10/23 @ TUL)
Four Stolen Bases:
Steal of home (straight): 2x: Last: Barrosa (9/4/22 vs FRI)
Steal of home (double steal): 3x: Last: Bliss/Lawlar (6/22/23 @ CC)
Four (4) Walks: 4x: Last: Roberts (8/12/23 @ TUL)
10 Total Bases in a Game: 9x: Last: Beer (9/1/23 vs. MID)
Most Total Bases in a game: 12 (5x: Last: Beer (9/1/23 vs. MID)

SOD POODLES TEAM

20 Runs, Game: 20, 9/11/21 vs. TUL
20 Hits, Game: 5x: Last: 20, 8/18/22 @ MID
10+ Runs, Inning: 2x: Last: 6/11/22 vs. FRI (11, 8th inning)
Back-to-back 15-hit games: 3x: Last: 9/17/23 vs FRI - 9/19/23 vs SA)
Everyone in order gets a hit: 34x: Last: 8/16/23 vs. ARK
Everyone in order gets multiple-hits: 5/8/22 vs. MID
Everyone in order scores a run: 8x: Last: 8/16/23 vs ARK
Only player in order to get a hit: 4x: Last: Diaz, G1, 9/1/21 @ SA
15+ Strikeouts, Game (Batting): 20x: Last: 9/16/23 vs FRI (16)
Triple Play:
Winning Streak: 7 (6/6-13/23)
Losing Streak: 7 (7/30-8/6/22)

DATE	NO	TRANSACTION
4/7	1	INF Camden Duzenack reinstated from the Dev. List, transferred to AMA.
4/11	2	RHP Josh Green reinstated from the Dev. List, assigned to AMA.
4/11	3	RHP Jackson Goddard placed on the Dev. List.
4/12	4	LHP Joe Mantiply assigned to AMA on MLB Rehab Assignment.
4/14	5	INF Camden Duzenack transferred to RNO.
4/18	6	LHP Joe Mantiply recalled from MLB Rehab Assignment to ARI.
4/18	7	RHP Jackson Goddard reinstated from Dev. List, assigned to AMA.
4/20	8	OF Caleb Roberts placed on AMA IL.
4/21	9	RHP Raffi Vizcaino transferred from AMA to RNO.
4/21	10	INF Jonathan Guzman transferred to AMA from HIL.
4/21	11	LHP Hugh Fisher transferred to AMA from HIL.
4/22	12	RHP Michel Otanez placed on AMA IL.
4/25	13	RHP Byrce Jarvis transferred from AMA to RNO.
4/25	14	LHP Dillon Larsen transferred to AMA from HIL.
4/25	15	RHP Marcos Tineo transferred to AMA from HIL.
5/2	16	RHP Mitchell Stump transferred to AMA from RNO.
5/2	17	LHP Dillon Larsen transferred from AMA to HIL.
5/5	18	INF Tristin English transferred from AMA to RNO.
5/5	19	INF Kevin Vicuña signed by ARI, assigned to AMA.
5/7	20	INF Jonathan Guzman placed on AMA IL.
5/8	21	INF Jarrod Watkins transferred to AMA from HIL.
5/10	22	RHP Josh Green placed on AMA IL.
5/13	23	RHP Michel Otanez reinstated from AMA IL.
5/14	24	INF Neyfy Castillo placed on AMA IL.
5/16	25	OF Caleb Roberts reinstated from AMA IL.
5/16	26	RHP Endrys Briceno transferred to AMA from RNO.
5/16	27	RHP Marcos Tineo released.
5/19	28	INF Camden Duzenack reinstated from RNO IL, transferred to AMA.
5/19	29	LHP Hugh Fisher placed on Dev. List.
5/20	30	RHP Zach Davies assigned to AMA on MLB Rehab.
5/23	31	INF Neyfy Castillo reinstated from IL.
5/23	32	INF Seth Beer reinstated from Dev. List, transferred to AMA.
5/23	33	INF Kevin Vicuña placed on Dev. List.
5/23	34	INF Jarrod Watkins released.
5/25	35	RHP Endrys Briceno transferred from AMA to RNO.
5/25	36	RHP Conor Grammes transferred to AMA from HIL.
5/26	37	RHP Michel Otanez transferred from AMA to RNO.
5/26	38	LHP Hugh Fisher reinstated from Dev. List.
6/1	39	RHP Josh Green reinstated from IL.
6/1	40	LHP Hugh Fisher placed on Dev. List.
6/13	41	RHP Christian Montes De Oca placed on IL.
6/20	42	RHP Blake Workman released.
6/20	43	LHP Andrew Saalfank transferred from AMA to RNO.
6/20	44	RHP Michel Otanez transferred to AMA from RNO.
6/20	45	RHP Peter Solomon transferred to AMA from RNO.
6/21	46	INF Kevin Vicuña transferred from AMA to HIL.
6/24	47	RHP Jackson Goddard placed on AMA IL.
6/26	48	RHP Gerald Ogando transferred to AMA from HIL.
6/29	49	RHP Raffi Vizcaino reinstated from RNO IL, transferred to AMA.
6/29	50	RHP Christian Montes De Oca reinstated from IL.
6/29	51	LHP Jake Rice placed on Dev. List.
7/1	52	INF Kevin Vicuña transferred to AMA from HIL.
7/1	53	INF Deyvison De Los Santos placed on the Dev. List.
7/7	54	INF Julio Carrion transferred to AMA from VIS.
7/7	55	INF Ryan Bliss placed on Temp. Inactive List.
7/7	56	INF Jordan Lawlar placed on Temp. Inactive List.
7/9	57	RHP Deyni Olivero placed on Dev. List.
7/13	58	INF Jordan Lawlar reinstated from Temp. Inactive List.
7/13	59	C J.J. D'Orazio transferred to AMA from HIL.
7/13	60	LHP Yu-Min Lin transferred to AMA from HIL.
7/13	61	LHP Will Mabrey transferred to AMA from HIL.
7/13	62	INF Ivan Melendez transferred to AMA from HIL.

[illegible][illegible]

Game	Date	Opponent	W/L	Winning Pitcher	Losing Pitcher	Save	Record	Standing	Attendance	TOG
1	4/6	@ FRI	L, 12-4	Anderson, G (1-0)	Jarvis, B (0-1)	-	0-1	T-2nd (-1.0)	8,320	2:28
2	4/7	@ FRI	W, 3-1	Albright, L (1-0)	Krauth, N (0-1)	Backhus, K (1)	1-1	T-1st (+0.5)	8,655	2:16
3	4/8	@ FRI	W, 5-3	Rice, J (1-0)	Starr, N (0-1)	Vizcaino, R (1)	2-1	T-1st (+1.0)	9,030	2:57
4/9-10		OFF								
4	4/11	CC	L, 5-4	Melendez, J (1-0)	Patrick, C (0-1)	Macuare, A (1)	2-2	T-2nd (-1.0)	5,452	2:26
5	4/12	CC	W, 13-10	Mantiply, J (1-0)	Robaina, J (0-1)	-	3-2	T-1st (+1.0)	4,093	3:16
6	4/13	CC	W, 5-2	Jarvis, B (1-1)	Cobos, F (0-1)	Montes De Oca, C (1)	4-2	1st (+1.0)	4,547	2:39
7	4/14	CC	L, 13-10	Sprinkle, J (1-0)	Albright, L (1-1)	-	4-3	T-1st (+1.0)	6,417	2:54
8	4/15	CC	W, 5-3	Mantiply, J (2-0)	Gordon, C (0-2)	Backhus, K (2)	5-3	1st (+1.0)	6,146	2:28
9	4/16	CC	L, 11-5	Melendez, J (2-0)	Patrick, C (0-2)	-	5-4	T-1st (+1.0)	5,187	2:54
4/17		OFF								
10	4/18	@ NWA	L, 16-6	Del Rosario, Y (1-0)	Olivero, D (0-1)	-	5-5	T-1st (+1.0)	2,399	2:40
11	4/19	@ NWA	W, 5-0	Jarvis, B (2-1)	Veneziano, A (1-1)	-	6-5	T-1st (+1.0)	2,792	2:29
12	4/20	@ NWA	W, 3-2 (10)	Otanez, M (1-0)	Biasi, D (1-1)	Rice, J (1)	7-5	1st (+0.5)	3,751	3:08
13	4/21	@ NWA	L, 5-0	Hoffmann, A (2-1)	Hill, J (0-1)	-	7-6	T-1st (+1.0)	4,690	2:26
14	4/22	@ NWA	L, 5-0	Marsh, A (1-0)	Patrick, C (0-3)	-	7-7	T-1st (+3.0)	4,856	2:14
15	4/23	@ NWA	W, 6-2	Saalfrank, A (1-0)	Way, B (0-2)	-	8-7	T-1st (+0.5)	4,640	2:48
4/24		OFF								
16	4/25	FRI	W, 9-7	Rice, J (2-0)	Starr, N (1-2)	Backhus, K (3)	9-7	T-1st (+1.0)	3,231	2:34
17	4/26	FRI	W, 12-11 (10)	Workman, B (1-0)	Church, M (0-1)	-	10-7	1st (+1.0)	3,275	3:24
18	4/27	FRI	L, 5-1	Roby, T (1-2)	Bain, J (0-1)	-	10-8	1st (+0.5)	6,239	2:38
19	4/28	FRI	L, 12-6	Speas, A (1-0)	Patrick, C (0-4)	-	10-9	2nd (-0.5)	4,393	2:55
20	4/29	FRI	W, 11-4	Olivero, D (1-1)	Leiter, J (0-2)	-	11-9	1st (+0.5)	5,928	2:38
21	4/30	FRI	L, 12-7	Church, M (1-1)	Tineo, M (0-1)	-	11-10	T-1st (+0.5)	5,125	2:53
5/1		OFF								
22	5/2	@ CC	L, 3-1	Robaina, J (1-2)	Fisher, H (0-1)	-	11-11	T-2nd (-1.0)	2,774	2:05
23	5/3	@ CC	W, 3-0	Pope, A (1-0)	Kouba, R (1-1)	Backhus, K (4)	12-11	T-1st (+1.5)	2,401	2:15
24	5/4	@ CC	L, 6-1	Gordon, C (2-2)	Patrcik, C (0-5)	-	12-12	T-2nd (-1.0)	3,678	2:11
25	5/5	@ CC	W, 12-8	Goddard, J (1-0)	Plumlee, P (0-1)	-	13-12	T-1st (+2.5)	4,651	3:13
26	5/6	@ CC	L, 12-7	VanWey, L (1-0)	Tineo, M (0-2)	-	13-13	T-2nd (-1.0)	4,327	2:49
27	5/7	@ CC	L, 5-4	Arrighetti, S (2-2)	Albright, L (1-2)	McDonald, C (1)	13-14	T-2nd (-2.0)	4,726	2:28
5/8		OFF								
28	5/9	MID	L, 11-9	Supak, T (2-0)	Hill, J (0-2)	-	13-15	2nd (-3.0)	6,284	2:47
29	5/10	MID	W, 6-3	Saalfrank, A (2-0)	Salinas, R (1-2)	-	14-15	2nd (-2.0)	4,495	2:20
30	5/11	MID	L, 16-6	Pérez, F (1-0)	Olivero, D (1-2)	-	14-16	2nd (-3.0)	5,363	2:56
31	5/12	MID	L, 6-1	Cushing J (1-0)	Tineo, M (0-3)	-	14-17	3rd (-4.0)	7,165	2:27
	5/13	MID	PPD							
32	5/14(1)	MID	W, 10-1	Albright, L (2-2)	Ginn, J (0-2)	-	15-17	-	0	1:40
33	5/14(2)	MID	L, 13-1	Tomioka, S (1-0)	Hill, J (0-3)	-	15-18	3rd (-4.0)	4,621	2:32
5/15		OFF								
34	5/16	@ FRI	L, 3-2	Church, M (2-2)	Goddard, J (1-1)	Starr, N (1)	15-19	3rd (-4.0)	10,019	2:30
35	5/17	@ FRI	L, 10-4	Leiter, J (2-2)	Olivero, D (1-3)	-	15-20	T-4th (-4.0)	2,890	2:27
36	5/18	@ FRI	L, 7-1	Garcia, R (1-3)	Bain, J (0-2)	-	15-21	5th (-4.0)	3,480	2:13
37	5/19	@ FRI	W, 2-1	Albright, L (3-2)	White, O (1-1)	Rice, J (2)	16-21	T-4th (-4.0)	5,943	2:24 (1:53)
38	5/20	@ FRI	L, 8-7 (10)	Kelly, A (2-0)	Stumpo, M (0-1)	-	16-22	T-4th (-5.0)	7,070	3:26
39	5/21	@ FRI	W, 3-1	Patrick, C (1-5)	Church, M (2-3)	Montes De Oca, C (2)	17-22	T-4th (-5.0)	6,306	2:32
5/22		OFF								
40	5/23	@ SA	L, 14-4	Bachar, L (2-0)	Olivero, D (1-4)	-	17-23	5th (-5.0)	5,054	2:48
41	5/24	@ SA	L, 4-3	Hernandez, N (3-1)	Montes De Oca, C (0-1)	-	17-24	5th (-5.0)	4,990	2:35
42	5/25	@ SA	L, 5-4	Kopps, K (3-0)	Otanez, M (1-1)	Jacob, A (1)	17-25	5th (-6.0)	3,549	2:35
43	5/26	@ SA	L, 8-2	Wolf, J (3-5)	Hill, J (0-4)	-	17-26	5th (-7.0)	4,124	2:57
44	5/27	@ SA	W, 1-0	Patrick, C (2-5)	Snider, D (0-3)	Saalfrank, A (1)	18-26	5th (-6.0)	4,828	2:30
45	5/28	@ SA	W, 9-3	Grammes, C (1-0)	Henry, H (1-2)	-	19-26	5th (-5.0)	3,530	2:46
5/29		OFF								
46	5/30	SPR	W, 7-1	Bain, J (1-2)	Gragg, L (0-3)	-	20-26	5th (-4.0)	4,179	2:11
47	5/31	SPR	W, 13-8	Stumpo, M (1-1)	Sawyer, L (1-2)	-	21-26	4th (-4.0)	4,177	3:03
48	6/1	SPR	W, 3-2	Grammes, C (2-0)	Pereira, W (3-3)	-	22-26	4th (-4.0)	4,690	1:54
49	6/2	SPR	PPD							
49	6/3 (1)	SPR	L, 5-4 (8)	Roycroft, C (1-0)	Backhus, K (0-1)	Granillo, A (2)	22-27	4th (-3.5)	-	2:26
50	6/3 (2)	SPR	W, 6-1 (7)	Olivero, D (2-4)	Hernandez, K (5-2)	-	23-27	4th (-4.0)	6,502	1:39
51	6/4	SPR	L, 6-5	Sawyer, L (2-2)	Grammes, C (2-1)	-	23-28	4th (-4.0)	5,636	2:44

Game	Date	Opponent	W/L	Winning Pitcher	Losing Pitcher	Save	Record	Standing	Attendance	TOG
52	6/6	@ MID	W, 8-4	Albright, L (4-2)	Estes, J (3-4)	--	24-28	4th (-4.0)	3,738	2:33
53	6/7	@ MID	W, 4-0	Green, J (1-0)	Cusick, R (3-3)	--	25-28	3rd (-4.0)	3,042	2:35
54	6/8	@ MID	W, 12-3	Patrick, C (3-5)	Leal, D (2-2)	--	26-28	T-2nd (-3.0)	3,711	2:29
55	6/9	@ MID	W, 7-5	Olivero, D (3-4)	Howard, B (2-3)	Backhus, K (5)	27-28	T-2nd (-3.0)	6,290	2:19
56	6/10	@ MID	W, 13-10	Saalfrank, A (3-0)	Kubo, T (0-1)	Green, J (1)	28-28	2nd (-3.0)	5,032	2:46
57	6/11	@ MID	W, 4-1	Albright, L (5-2)	Estes, J (3-5)	Backhus, K (6)	29-28	2nd (-2.0)	2,190	2:23
	6/12	OFF								
58	6/13	SA	W, 10-2	Hill, J (1-4)	Wolf, J (5-6)	--	30-28	2nd (-1.0)	5,109	2:50
59	6/14	SA	L, 5-2	Quezada, J (1-1)	Patrick, C (3-6)	--	30-29	2nd (-2.0)	4,996	2:34
60	6/15	SA	L, 11-9	Blanchard, J (1-0)	Backhus, K (0-2)	Jacob, A (4)	30-30	2nd (-3.0)	5,703	3:36
61	6/16	SA	L, 12-9	Leasher, A (1-0)	Bain, J (1-3)	Malacki, B (1)	30-31	T-2nd (-4.0)	6,838	2:40
62	6/17	SA	W, 9-7	Saalfrank, A (4-0)	Gonzalez, B (0-1)	Green, J (2)	31-31	2nd (-3.0)	7,258	2:42
63	6/18	SA	L, 11-4	Wolf, J (6-6)	Goddard, J (1-2)	--	31-32	2nd (-4.0)	6,352	2:38
	6/19	OFF								
64	6/20	@ CC	L, 12-6	Brown, T (1-1)	Olivero, D (3-5)	--	31-33	T-2nd (-4.0)	3,351	3:03
65	6/21	@ CC	L, 5-4	Robaina, J (6-4)	Patrick, C (3-7)	McDonald, C (4)	31-34	3rd (-5.0)	3,587	2:28
66	6/22	@ CC	W, 7-5	Backhus, K (1-2)	Gaither, R (0-1)	--	32-34	T-2nd (-4.0)	4,084	2:55
67	6/23	@ CC	L, 10-9	Brown, T (2-1)	Stumpo, M (1-2)	--	32-35	3rd (-5.0)	4,612	2:57
68	6/24	@ CC	W, 5-3	Hill, J (2-4)	Chaidez, A (1-4)	--	33-35	T-2nd (-4.0)	6,008	2:35
69	6/25	@ CC	W, 6-3	Olivero, D (4-5)	Kouba, R (4-3)	--	34-35	2nd (-3.0)	5,991	2:18
END OF 1ST HALF										
70	6/28	TUL	W, 6-4	Backhus, K (2-2)	Dodson, T (4-5)	--	35-35, 1-0	T-1st (+1.0)	4,723	2:25
71	6/29	TUL	W, 12-7	Pope, A (2-0)	Frasso, N (1-3)	Green, J (3)	36-35, 2-0	T-1st (+1.0)	5,419	2:57
72	6/30	TUL	L, 7-6 (13)	Fisher, B (5-1)	Grammes, C (2-2)	--	36-36, 2-1	T-2nd (-1.0)	6,731	3:42
73	7/1	TUL	W, 12-10	Backhus, K (3-2)	Acosa, A (0-3)	--	37-36, 3-1	T-2nd (-1.0)	6,860	3:28
74	7/2	TUL	PSTP							
74	7/3 (1)	TUL	W, 15-7	Olivero, D (5-5)	Casparius, B (0-3)	--	38-36, 4-1			1:54
75	7/3 (2)	TUL	W, 10-9	Montes De Oca, C (1-1)	Sublette, R (1-3)	Green, J (4)	39-36, 5-1	T-1st (+2.0)	7,588	2:26
76	7/4	@ SPR	L, 9-8	Martinez, J (2-1)	Backhus, K (3-3)	Sawyer, L (6)	39-37, 5-2	T-1st (+1.0)	6,423	3:05
77	7/5	@ SPR	L, 5-4	Sawyer, L (3-2)	Vizcaino (0-1)	--	39,38, 5-3	2nd (-1.0)	2,203	2:33
78	7/6	@ SPR	L, 5-3	Pope, B (1-1)	Montes De Oca, C (1-2)	Granillo, A (8)	39-39, 5-4	2nd (-1.5)	3,358	2:26
79	7/7	@ SPR	PSTP							
79	7/8 (1)	@ SPR	W, 4-3	Hill, J (3-4)	Pereira, W (5-5)	Pope, A (1)	40-39, 6-4		--	2:07
80	7/8 (2)	@ SPR	W, 7-6	Backhus, K (4-3)	Pope, B (1-2)	Green, J (5)	41-39, 7-4	2nd (-1.0)	4,200	2:16
81	7/9	@ SPR	W, 9-6	Ogando, G (1-0)	Komar, B (1-5)	Vizcaino, R (2)	42-39, 8-4	T-1st (+2.0)	2,517	2:56
	7/10-13	OFF								
ALL-STAR BREAK										
82	7/14	FRI	L, 8-3	Wolfram, G (5-0)	Albright, L (5-3)	--	42-40, 8-5	2nd (-1.0)	7,015	2:37
83	7/15	FRI	W, 11-4	Hill, J (4-4)	Krauth, N (2-6)	--	43-40, 9-5	T-1st (+2.0)	6,871	2:33
84	7/16	FRI	W, 8-0	Lin, Y (1-0)	Bremer, N (0-1)	--	44-40, 10-5	T-1st (+3.0)	6,036	2:24
	7/17	OFF								
85	7/18	WCH	W, 10-7	Otanez, M (2-1)	Luna, C (1-6)	Mabrey, W (1)	45-40, 11-5	1st (+1.0)	4,394	2:23
86	7/19	WCH	W, 7-5	Grammes, C (3-2)	Floyd, T (2-2)	Backhus, K (7)	46-40, 12-5	1st (+2.0)	3,885	2:50
87	7/20	WCH	L, 4-1	Bentley, D (2-1)	Albright, L (5-4)	--	46-41, 12-6	1st (+2.0)	5,584	2:47
88	7/21	WCH	W, 3-2	Hill, J (5-4)	Raya, M (0-1)	Ogando, G (1)	47-41, 13-6	1st (+3.0)	7,120	2:08
89	7/22	WCH	W, 8-2	Lin, Y (2-0)	Adams, T (2-7)	--	48-41, 14-6	1st (+3.0)	6,538	2:24
90	7/23	WCH	L, 12-6	Mattson, I (1-1)	Ogando, G (1-1)	--	48-42, 14-7	1st (+2.0)	5,174	2:49
	7/24	OFF								
91	7/25	@ MID	L, 7-5	Feltman, D (5-1)	Otanez, M (2-2)	Juan, J (1)	48-43, 14-8	1st (+1.0)	2,455	2:47
92	7/26	@ MID	W, 9-1	Albright, L (6-4)	Beers, B (2-6)	--	49-43, 15-8	1st (+2.0)	2,655	2:40
93	7/27	@ MID	L, 4-1	Cushing, J (5-4)	Hill, J (5-5)	Tomioka, S (2)	49-44, 15-9	1st (+1.0)	3,293	2:18
94	7/28	@ MID	L, 10-9	De La Cruz, J (1-0)	Ogando, G (1-2)	Baum, T (1)	49-45, 15-10	T-1st (+1.0)	3,712	2:51
95	7/29	@ MID	W, 7-3	Mabrey, W (1-0)	Leal, D (3-5)	--	50-45, 16-10	T-1st (+2.0)	4,350	2:26
96	7/30	@ MID	W, 6-2	Patrick, C (4-7)	Holman, G (0-2)	--	51-45, 17-10	1st (+1.0)	2,041	2:25
	7/31	OFF								
97	8/1	CC	W, 7-5	Albright, L (7-4)	Gomez, C (1-3)	Mabrey, W (2)	52-45, 18-10	1st (+2.0)	4,536	2:35
98	8/2	CC	L, 13-11	Henley, B (2-4)	Backhus, K (4-4)	--	52-46, 18-11	1st (+1.0)	4,507	2:51
99	8/3	CC	W, 4-3	Rice, J (3-0)	Brown, T (3-2)	--	53-46, 19-11	1st (+2.0)	6,008	2:33
100	8/4	CC	L, 6-3	Robaina, J (8-4)	Lin, Y (2-1)	--	53-47, 19-12	1st (+1.0)	5,614	2:43
101	8/5	CC	W, 8-7	Backhus, K (5-4)	VanWey, L (1-1)	--	54-47, 20-12	1st (+2.0)	6,175	2:58
102	8/6	CC	L, 14-8	Macuare, A (1-1)	Albright, L (7-5)	--	54-48, 20-13	1st (+1.0)	5,875	3:08
	8/7	OFF								



SOD POODLES 2023 DAY-BY-DAY



GAME	DATE	OPPONENT	W/L	WINNING PITCHER	LOSING PITCHER	SAVE	RECORD	STANDING	ATTENDANCE	TOG
103	8/8	@ TUL	L, 7-4	Sublette, R (2-3)	Hill, J (5-6)	Gowdy, K (1)	54-49, 20-14	1st (+1.0)	3,508	2:40
104	8/9	@ TUL	W, 7-4	Mabrey, W (2-0)	Dodson, T (5-6)	Montes De Oca, C (3)	55-49, 21-14	1st (+1.0)	3,727	2:40
105	8/10	@ TUL	W, 7-4	Otanez, M (3-2)	Little, J (0-1)	Backhus, K (8)	56-49, 22-14	1st (+1.0)	3,762	2:57
106	8/11	@ TUL	L, 5-1	Williams, K (1-0)	Solomon, P (0-1)	--	56-50, 22-15	T-1st (+3.0)	6,247	2:27
107	8/12	@ TUL	W, 10-9	Rice, J (4-0)	Fisher, B (5-4)	Montes De Oca, C (4)	57-50, 23-15	1st (+1.0)	6,295	3:10
108	8/13	@ TUL	W, 9-3	Hill, J (6-6)	Ortiz-Mayr, O (1-4)	--	58-50, 24-15	1st (+2.0)	2,886	2:48
8/14		OFF								
109	8/15	ARK	W, 8-7	Montes De Oca, C (2-2)	Tyler, K (6-9)	Rice, J (3)	59-50, 25-15	1st (+3.0)	4,150	2:49
110	8/16	ARK	W, 17-6	Lin, Y (3-1)	Semple, S (2-5)	--	60-50, 26-15	1st (+3.0)	3,522	2:51
111	8/17	ARK	L, 8-6	Kober, C (4-1)	Montilla, E (0-1)	Kuhn, T (3)	60-51, 26-16	1st (+2.0)	4,373	2:59
112	8/18	ARK	W, 6-5	Grammes, C (4-2)	Benitez, J (2-3)	Montes De Oca, C (5)	61-51, 27-16	1st (+3.0)	5,804	2:35
113	8/19	ARK	L, 7-5	Kaminsky, R (1-1)	Stumpo, M (1-3)	Berroa, P (4)	61-52, 27-17	1st (+2.0)	6,852	2:54
114	8/20	ARK	W, 7-5	Rice, J (5-0)	Tyler, K (6-10)	Backhus, K (9)	62-52, 28-17	1st (+3.0)	4,457	2:34
8/21		OFF								
115	8/22	@ SA	L, 8-7 (10)	Bachar, J (4-0)	Stumpo, M (1-4)	--	62-53, 28-18	1st (+2.0)	3,695	3:11
116	8/23	@ SA	L, 4-2	Milacki, B (4-3)	Solomon (0-2)	Contreras, E (3)	62-54-28-19	1st (+1.0)	3,122	2:31
117	8/24	@ SA	W, 4-2	Albright, L (8-5)	Mazur, A (0-2)	Backhus, K (10)	63-54, 29-19	1st (+1.0)	3,507	2:28
118	8/25	@ SA	W, 1-0	Rashi, T (1-0)	Bachar, L (4-1)	Otanez, M (1)	64-54, 30-19	1st (+2.0)	3,152	2:11
119	8/26	@ SA	L, 6-5 (10)	Contreras, R (6-7)	Norris, L (0-1)	--	64-55, 30-20	1st (+2.0)	4,148	3:08
120	8/27	@ SA	L, 11-10	Milacki, B (5-3)	Lin, Y (3-2)	Lopez, Ju (4)	64-56, 30-21	1st (+2.0)	2,269	2:50
8/28		OFF								
121	8/29	MID	W, 7-6	Mabrey, W (3-0)	Coker, C (2-4)	--	65-56, 31-21	1st (+3.0)	4,110	2:34
122	8/30	MID	L, 7-3	Perkins, J (1-0)	Norris, L (0-2)	--	65-57, 31-22	1st (+2.0)	3,879	3:08
123	8/31	MID	L, 11-0	Basso, B (2-0)	Ray, D (0-1)	Emmanuel, S (1)	65-58, 31-23	1st (+1.0)	4,662	2:34
124	9/1	MID	W, 10-0	Hill, J (7-6)	Beers, B (3-9)	--	66-58, 32-23	1st (+2.0)	5,103	1:56
125	9/2	MID	W, 6-4	Rashi, T (2-0)	Weisenberger, J (0-1)	Montes De Oca, C (6)	67-58, 33-23	1st (+3.0)	6,282	2:19
126	9/3	MID	W, 17-7	Mabrey, W (4-0)	Cusick, R (4-7)	--	68-58, 34-23	1st (+4.0)	4,888	3:02
9/4		OFF								
127	9/5	@ ARK	W, 2-1	Diaz, Y (1-0)	Lindow, E (2-4)	Montes De Oca (7)	69-58, 35-23	1st (+5.0)	2,853	2:32
128	9/6	@ ARK	L, 15-3	Kaminsky, R (3-1)	Ray, D (0-2)	--	69-59, 35-24	1st (+4.0)	2,750	3:08
129	9/7	@ ARK	W, 1-0	Grammes, C (5-2)	Puckett, A (6-3)	Rashi, T (1)	70-59, 36-24	1st (+4.0)	3,467	2:51
130	9/8	@ ARK	W, 3-1	Lin, Y (4-2)	Semple, S (3-7)	Vizcaino, R (3)	71-59, 37-24	1st (+4.0)	5,975	2:28
131	9/9	@ ARK	W, 5-3	Sosa, L (1-0)	Castano, B (1-2)	Montes De Oca, C (8)	72-59, 38-24	1st (+5.0)	7,003	2:37
132	9/10	@ ARK	W, 6-5 (10)	Rashi, T (3-0)	Kuhn, T (5-3)	--	73-59, 39-24	1st (+5.0)	5,775	3:02
9/11		OFF								
133	9/12	FRI	W, 2-1	Ray, D (1-2)	Bremer, N (1-4)	Vizcaino, R (4)	74-59, 40-24	# 1st (+5.0)	4,650	2:21
134	9/13	FRI	L, 10-1	Polley, T (3-3)	Groen, G (0-1)	--	74-60, 40-24	1st (+4.0)	4,166	2:56
135	9/14	FRI	W, 2-1	Lin, Y (5-2)	Nordlin, S (2-7)	Montes De Oca, C (9)	75-60, 41-24	1st (+5.0)	5,071	2:12
136	9/15	FRI	W, 5-4	Vizcaino, R (1-1)	Brewer, M (2-3)	--	76-60, 42-24	1st (+6.0)	5,287	2:37
137	9/16	FRI	L, 4-3	Polley, T (4-3)	Montes De Oca, C (2-3)	--	76-61, 42-25	1st (+5.0)	7,162	2:30
138	9/17	FRI	W, 11-5	Otanez, M (4-2)	Krauth, N (5-11)	--	77-61, 43-25	1st (+5.0)	4,969	2:27
POSTSEASON										
139	9/19	SA	L, 12-11 (10)	Contreras, E (1-0)	Vizcaino, R (0-1)	--	77-62, 0-1	--	3,667	3:27
140	9/21	@ SA	W, 7-4	Diaz, Y (1-0)	Bergert, R (0-1)	Rice, J (1)	78-62, 1-1	--	3,668	2:52
141	9/22	@ SA	W, 6-3	Grammes, C (1-0)	Mazur, A (0-1)	Rashi, T (1)	79-62, 2-1	--	2,080	2:29
CHAMPIONSHIP SERIES										
142	9/24	@ ARK	W, 3-2	Rice, J (1-0)	Tyler, K (0-1)	Montes De Oca, C (1)	80-62, 3-1	--	2,124	2:34
143	9/26	ARK	L, 6-5	Berrora, P (1-0)	Rashi, T (0-1)	--	80-63, 3-2	--	5,403	2:50
144*	9/27	ARK								