

OMAHA STORM CHASERS GAME NOTES

AT LOUISVILLE BATS

RHP Jonathan Bowlan (3-2, 4.39 ERA) @ Hunter Greene (MLB Rehab)

Saturday, August 5, 2023 | Game #103 | Road Game #51

6:15pm CT/7:15pm ET First Pitch | Louisville Slugger Field | Louisville, Kentucky

Radio: stormchasers.mixlr.com | TV: Bally Live, MiLB.TV

12-18 / 50-52

17-14 / 57-47

Omaha Storm Chasers | 12356 Ballpark Way, Papillion, Nebraska 68046 | (402) 738-5100 | OmahaStormChasers.com | @OMASstormChasers

UPCOMING SCHEDULE & PROBABLE PITCHERS

UPCOMING GAMES

OPPONENT





TIME (CT)

PROBABLE PITCHERS

Sunday, August 6	@ Louisville	12:05 p.m.	TBD @ RHP Christian Roa (0-3, 9.14 ERA)
Monday, August 7	OFF		
Tuesday, August 8	IOWA	7:05 p.m.	TBD vs. TBD
Wednesday, August 8	IOWA	7:05 p.m.	TBD vs. TBD

THE MATCHUP

(UNDERLINE = MiLB LEADER) (BOLD = TRIPLE-A LEADER) (ITALICS = TRIPLE-A WORST)

			
.261 (10TH) AVG > .287 (1ST)	5.32 (11TH) < ERA	5.79 (18TH)	
556 (15TH) R > 683 (1ST)	1.56 (12TH) < WHIP	1.60 (16TH)	
891 (16TH) H > 1,030 (1ST)	.262 (11TH) < AVG	.263 (12TH)	
116 (15TH) HR > 159 (4TH)	987.0 (12TH) IP >	906.2 (7TH)	
473 (14TH) BB > 547 (2ND)	901 (8TH) < H	914 (10TH)	
854 (4TH) < K 955 (16TH)	579 (9TH) < R	636 (19TH)	
172 (1ST) < SB 109 (9TH)	137 (11TH) < HR	148 (17TH)	
.356 (12TH) OBP > .386 (1ST)	497 (13TH) < BB	539 (18TH)	
.435 (13TH) SLG > .497 (1ST)	894 (12TH) < K	779 (20TH)	
.791 (14TH) OPS > .883 (1ST)	2 (12TH) < SHO	1 (17TH)	

ALL-TIME vs. Louisville	147-149 (.497)
ALL-TIME at Omaha (Since 2021)	10-8 (.556)
ALL-TIME at Louisville (Since 2021)	6-10 (.375)

2023 vs. Bats	2-8 (.200)
2023 at Werner Park	2-4 (.333)
2023 at Louisville Slugger Field	0-4 (.000)

DATE H/R	SCORE	WIN	LOSS	SAVE
5/2 H	L, 10-4	A. Abbott	M. Castillo	-
5/3 H	L, 7-4	B. Lively	M. Martinez	-
5/4 H	L, 12-10	R. Wynne	D. Parrish	-
5/5 H	W, 6-2	M. Mayers	B. Williamson	J. Kowar
5/6 H	W, 11-9	E. Sisk	J. Kuhnel	J. Cuas
5/7 H	L, 4-3	Z. Brown	B. Kriske	A. Busenitz
8/1 R	L, 3-2	T. Santillan	W. Klein	-
8/2 R	L, 5-4	A. Busenitz	C. Chamberlain	-
8/3 R	L, 11-2	R. Meisinger	D. Parrish	-
8/4 R	L, 8-3	L. Stoudt	A. Veneziano	-
8/5 R				
8/6 R				
8/29 H				
8/30 H				
8/31 H				
9/1 H				
9/2 H				
9/3 H				

STORM CHASERS ON THE RISE

8 Omaha players that appear on a Top-30 Royals prospects ranking

PLAYER (POSITION)	MLB PIPELINE	BASEBALL AMERICA
Nick Loftin (INF)	Royals No. 3	Royals No. 4
Tyler Gentry (OF)	Royals No. 6	Royals No. 7
Jonathan Bowlan (RHP)	Royals No. 10	Royals No. 14
Will Klein (RHP)	Royals No. 23	Royals No. 18
Devin Mann (INF)	Royals No. 26	-
Tucker Bradley (OF)	Royals No. 28	-
Anthony Veneziano (LHP)	-	Royals No. 9
Christian Chamberlain (LHP)	-	Royals No. 21



STORM CHASERS PRESS BOX

Game Notes compiled by Nicholas Badders

Credential Requests: nicholasb@omahastormchasers.com

Omaha Storm Chasers gameday information, as well as the 2023 Storm Chasers Media Guide can be found at milb.com/omaha/ballpark/media.

YESTERDAY'S GAME

	1	2	3	4	5	6	7	8	9	R	H	E	LO
 Omaha	0	0	1	0	1	0	1	0	0	3	8	1	7
 Louisville	1	0	0	4	1	2	0	0	x	8	12	0	9

WIN: Levi Stoudt (3-3) | LOSS: Anthony Veneziano (4-2) | SAVE: None

- LOUISVILLE, KEN.** -- While the Omaha Storm Chasers connected for a pair of home runs, they fell for the fourth straight game to the Louisville Bats by a score of 8-3.
- ✦ The first three innings were a similar story to the start of the week, as the Bats scored a run on three singles in the 1st inning, but the Storm Chasers tied the game in the top of the 3rd inning on **José Briceño's** first home run of the season for a 1-1 score.
 - ✦ The game did not stay tied for long, however, as Louisville struck for four runs in the bottom of the fourth against starter **Anthony Veneziano** for a 5-1 lead.
 - ✦ **Angelo Castellano** singled in **Tyler Gentry** in the 5th inning for Omaha's second run of the game to cut the deficit to three but the Bats responded with one in the 5th inning and three in the 6th off reliever Walter Pennington to jump ahead by six runs and keep the Chasers at bay.
 - ✦ Behind Pennington, **Jonah Dipoto** and **Christian Chamberlain** combined for 2.1 scoreless innings with three inherited runners stranded to prevent the deficit from growing.
 - ✦ **CJ Alexander** opened the top of the 7th inning with a solo home run, his team-leading 12th of the season but Omaha was unable to score the rest of the way ... the team added three more singles over the last two innings, including Gentry's second of the game and Castellano's third hits in four plate appearances.

NOTES AND NUGGETS

THAT'S WHAT SPEED DO

- The Chasers have 172 steals in 102 games (average 1.69 SB/game) and have been caught 38 times for a success rate of 81.90%.
- ✦ Omaha's 172 steals are the most of any Triple-A team and tied 9th in all of Minor League Baseball ... the Clearwater Threshers (Philadelphia Single-A) lead the minors (213) ... **Omaha is 21 steals away from breaking the franchise's single-season record of 192, set in 1986 and need to average 0.47 steals/game the last 44 games of the year.**
 - ✦ The Chasers have stolen at least one base in 67 of 102 games (66%), with multiple steals in 45 games and 11 occasions of 5+ steals.
 - ✦ With team stolen base leaders **Dairon Blanco** (47) and **Samad Taylor** (38) both called up to Kansas City in mid-June, the Chasers have 37 steals in 39 games since Taylor was first recalled on June 16, which ranks 10th in the league in that time ... the Chasers have stolen a base in 21 of 39 games since June 16 (54%), including a 5-steal game 7/5 @ GWN and 4 steals on 7/21 vs. STP, both games where Taylor was briefly with the club.

HELLO, MY NAME IS

To date, 65 different players have appeared in a game for the Chasers, including 3 Omaha debuts this week: LHP **Taylor Hearn**, OF **Nelson Velázquez** and INF **Devin Mann**.

- ✦ On Sunday, the Royals acquired Hearn from the Braves in exchange for INF **Nicky Lopez** ... he threw a scoreless 7th inning Tuesday and hrew, 1.1 innings of relief yesterday.
- ✦ On Monday, the Royals acquired Velázquez from the Cubs in exchange for RHP **Jose Cuas** ... he debuted Wednesday in left field for the Storm Chasers and had a single yesterday for his first hit with Omaha.
- ✦ On Tuesday, the Royals acquired Mann from the Dodgers as part of the package for LHP **Ryan Yarbrough** ... Mann was originally drafted by the Dodgers in 2018 out of the University of Louisville and reached base in 3 of 4 plate appearances in his Chasers debut yesterday.

CHALLENGING THE SYSTEM

- With the ABS Challenge System in effect on Friday to Sunday games, the Storm Chasers as a club are 52-for-127 on ABS challenges this year, a 40.9% success rate.
- ✦ Hitters have made 47 challenges, catchers have made 64 and pitchers have made 16.
 - ✦ Over 39 games where the ABS Challenge System has been in effect, the team has 16 games where they've had multiple calls overturned, including 6 of their last 8 ABS challenge games ... they also have 8 games where they've made multiple challenges without a successful one.
 - ✦ A 0-0 count has been the most likely count for Omaha challenges this year, with 26 coming on the first pitch of a plate appearance (7 successful challenges, 27% overturned) ... 22 have come in the 6th inning with 12 over those overturned (55%).
 - ✦ 9 of 52 (17.0%) successfully challenged pitches for Omaha have immediately changed the outcome of a plate appearance in favor of the Storm Chasers ... 4 batters have successfully challenged a strike that was overturned to Ball 4, while on 5 occasions, the catcher or pitcher has challenged a ball that was overturned to Strike 3.

TYLER, THE CREATOR OF RUNS

- Since the start of the second half, right fielder **Tyler Gentry** has been Omaha's best hitter and leads the team in nearly every offensive category.
- ✦ From June 28 to today, Gentry leads qualified Storm Chasers hitters with his .279/.415/.523 slashline and .938 OPS ... hits 24 hits are tied with John Rave for the team lead, while Gentry is 1st in total bases (45) and tied 1st in doubles (6), home runs (5) and walks (19).
 - ✦ Overall in 2023, Gentry is the Omaha team leader in runs batted (55), along with doubles (22), extra-base hits (34) and total bases (140) this season ... while those numbers sit outside the league leaderboards, he is tied for the Royals organization lead in doubles, tied 3rd in extra-base hits, ranks 4th in RBI and 5th in total bases (140).

AT A GLANCE

RECENT (L4)

Last 5 Games 1-4
Last 10 Games 4-6
Last 20 Games 9-11

SPLIT SEASON

1st Half 38-34
2nd Half 12-18

HOME/AWAY

Home Games 24-28
Away Games 26-24

TIME OF DAY

Night Games 33-40
Day Games 17-12

MONTH

March 1-0
April 9-15
May 12-14
June 17-7
July 11-12
August 0-4
September

OPPONENT

vs. Columbus 10-2
vs. Gwinnett 2-9
vs. Indianapolis 9-2
vs. Iowa 4-6
vs. Louisville 2-8
vs. Memphis 2-4
vs. Nashville 2-4
vs. Rochester 4-2
vs. Scranton/WB 3-3
vs. St. Paul 6-6
vs. Toledo 6-6

DAY OF THE WEEK

on Monday 0-1
on Tuesday 5-11
on Wednesday 6-11
on Thursday 8-9
on Friday 14-5
on Saturday 7-8
on Sunday 10-5

THIS SERIES

Record 0-4
Batting Average (.171)
Runs/Per Game 11/2.8
Home Runs 2
ERA 6.75 (25 ER / 33.1 IP)
Strikeouts (K/9) 32 (8.6)
Saves/Opportunities 0/1

QUICK FACTS

Founded.....	2011 (1969-2010: Omaha Royals)
Colors.....	Royal Blue, Twister Gold, Blackout Black
League.....	International League (Since 2021)
Ownership.....	Alliance Baseball Omaha LLC
General Manager.....	Laurie Schlender (4th Year)
Home Ballpark (Capacity).....	Werner Park (9,023, 6,254 fixed seats)
Dimensions.....	LF- 310 CF- 402 RF- 315

ACTIVE ROSTER BREAKDOWN

Age 22.....	0	Native of Cuba.....	1
Age 23.....	1	Native of Dominican Republic.....	1
Age 24.....	6	Native of Puerto Rico.....	1
Age 25.....	7	Native of United States.....	22
Age 26.....	7	Native of Venezuela.....	3
Age 27.....	4	Acquired by Royals via Free Agency.....	6
Age 28.....	3	(International).....1 (Minor League).....2 (Undrafted).....3	
Age 29.....	1	Acquired by Royals via Trade.....	8
Age 30.....	0	Acquired by Royals via First Year Player Draft.....	14
Age 31.....	0	(High School).....0 (Rounds 1-5).....7 (2017 Draft).....2	
Age 34.....	1	(2nd Year/College).....0 (Rounds 6-10).....4 (2018 Draft).....3	
Average Age.....	26 Years 13 Days	(3rd Year/College).....12 (Rounds 11-20).....1 (2019 Draft).....5	
Median Age.....	26	(4th+ Year/College).....2 (Rounds 21-40).....2 (2020 Draft).....4	

PRO-NUN-SEE-AY-SHUNS

PLAYERS


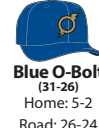






2 RYAN GOINS.....	(GO-ins)
6 CLAY DUNGAN.....	(duhn-ginn)
11 ADEINY HECHAVARRIA.....	(ah-DAY-nee etch-ah-vah-RIA)
17 ANGELO CASTELLANO.....	(kass-tay-AH-noh)
31 JONATHAN BOWLAN.....	(boh-lin)
37 JACKSON KOWAR.....	(coh-wahr)
50 MAX CASTILLO.....	(ca-STEE-yo)
55 JONAH DIPOTO.....	(dih-POH-to)
56 ANTHONY VENEZIANO.....	(va-nee-z-ee-ah-no)
60 JOSÉ BRICEÑO.....	(bree-SEN-yo)

COACHES






23 MIKE JIRSCHKE.....	(jursh-LEE)
33 DAVID NOWORYTA.....	(Nova-REE-tah)
52 BIJAN RADEMACHER.....	(bee-ZHON RAH-de-moch-err)

UNIFORM RECORDS

STANDARD UNIFORMS

 Blue Vortex (7-12) Home: 7-12 Road: 0-0	 Blue O-Bolt (31-26) Home: 5-2 Road: 26-24	 Powder SC (7-6) Home: 7-6 Road: 0-0	 Powder O (3-0) Home: 3-0 Road: 0-0
 Home White (6-11) Home: 6-11 Road: 0-0	 Road Grey (12-10) Home: 0-0 Road: 12-10	 Blue O-Bolt (19-16) Home: 5-2 Road: 14-14	 Powder Blue (7-6) Home: 7-6 Road: 0-0

SPECIALTY/THEME NIGHTS (3-6)

 Black O-Bolt Home: 0-4 Road: 0-0	 Patriotic (0-2) Home: 0-1 Road: 0-1	 Runzas Home: 0-1 Road: 0-0	 Cattlemen Home: 0-1 Road: 0-0	 Rockets Home: 1-0 Road: 0-0	 Marvel Home: 1-0 Road: 0-0	 Throwback Home: 0-0 Road: 0-0
 Community Home: 0-4 Road: 0-0	 Star Wars Home: 1-0 Road: 0-0	 Patriotic Home: 0-2 Road: 0-0	 Runzas Home: 0-1 Road: 0-0	 Cattlemen Home: 0-1 Road: 0-0	 Rockets Home: 1-0 Road: 0-0	 Marvel Home: 1-0 Road: 0-0

RECENT TRANSACTIONS

2023 BREAKING ROSTER (11 players still active underlined>

Pitchers (15): RHP Max Castillo, LHP Austin Cox, RHP Jonathan Heasley, RHP Jackson Kowar, RHP Brooks Kriske, LHP Marcelo Martinez, RHP Mike Mayers, RHP Andrés Núñez, LHP Drew Parrish, LHP Evan Sisk, RHP Collin Snider, RHP Josh Staumont, LHP Josh Taylor, RHP Ryan Weiss, RHP Nick Wittgren

Catchers (3): Freddy Fermin, Logan Porter, Jakson Reetz

Infielders (6): CJ Alexander, Angelo Castellano, Maikel Garcia, Nick Loftin, Nick Pratto, Samad Taylor

Outfielders (3): Dairon Blanco, Tucker Bradley, Tyler Gentry

65 DIFFERENT PLAYERS HAVE APPEARED IN A GAME FOR OMAHA IN 2023 (30 HITTERS, 35 PITCHERS)

96. 6/28	LHP <u>Marcelo Martinez</u> released	120.	LHP <u>Emilio Marquez</u> transferred to Omaha from Quad Cities (A+)
97. 6/30	RHP <u>Alec Marsh</u> recalled by KANSAS CITY from Omaha	121.	RHP <u>Brooks Kriske</u> placed on the temporarily inactive list.
98.	RHP <u>James McArthur</u> optioned to Omaha	122.	RHP <u>Collin Snider</u> optioned to Omaha
99.	INF <u>Michael Massey</u> sent on a rehab assignment to Omaha	123. 7/18	LHP <u>Emilio Marquez</u> transferred to Quad Cities (A+) from Omaha
100.	LHP <u>Amir Garrett</u> returned to KANSAS CITY from rehab assignment	124.	RHP <u>Samad Taylor</u> optioned to Omaha
101. 7/1	LHP <u>Cole Ragans</u> acquired in a trade with TEXAS and optioned to Omaha	125. 7/19	INF <u>Matt Beaty</u> sent on a rehab assignment to Omaha
102.	RHP <u>Brooks Kriske</u> optioned to Omaha	126.	LHP <u>Austin Cox</u> recalled by KANSAS CITY from Omaha
103.	RHP <u>Collin Snider</u> recalled by KANSAS CITY from Omaha	127. 7/20	RHP <u>Max Castillo</u> optioned to Omaha
104. 7/4	INF <u>Michael Massey</u> returned to KANSAS CITY from rehab assignment	128. 7/27	RHP <u>Brad Keller</u> returned to KANSAS CITY from rehab assignment
105.	RHP <u>Jonathan Heasley</u> recalled by KANSAS CITY from Omaha	129. 7/28	INF <u>Samad Taylor</u> recalled by KANSAS CITY from Omaha
106.	LHP <u>Austin Cox</u> optioned to Omaha	131. 7/30	LHP <u>Taylor Hearn</u> acquired in a trade with TEXAS and optioned to Omaha
107.	INF <u>Samad Taylor</u> optioned to Omaha	131. 7/31	OF <u>Nelson Velázquez</u> acquired in a trade with CHICAGO (NL) and optioned to Omaha
108. 7/5	RHP <u>Dylan Coleman</u> recalled by KANSAS CITY from Omaha	132. 8/1	INF <u>Matt Beaty</u> returned to KANSAS CITY from rehab assignment
109. 7/9	INF <u>Samad Taylor</u> recalled by KANSAS CITY from Omaha	133.	LHP <u>Angel Zerpa</u> recalled by KANSAS CITY from Omaha
110.	LHP <u>Ryan Yarbrough</u> returned to KANSAS CITY from rehab assignment	134.	RHP <u>James McArthur</u> recalled by KANSAS CITY from Omaha
111. 7/12	RHP <u>Mike Mayers</u> traded to Chicago White Sox	135.	RHP <u>Jackson Kowar</u> recalled by KANSAS CITY from Omaha
112.	RHP <u>Steven Cruz</u> transferred to Omaha from NW Arkansas (AA)	136.	INF <u>Jermaine Palacios</u> released
113.	INF <u>Paxton Wallace</u> transferred to Quad Cities (A+) from Omaha	137.	LHP <u>Drew Parrish</u> transferred to Omaha from NW Arkansas (AA)
114. 7/14	INF <u>Nick Loftin</u> activated from the 7-Day Injured List	138. 8/2	LHP <u>Cole Ragans</u> recalled by KANSAS CITY from Omaha
115.	INF <u>CJ Alexander</u> activated from the 7-Day Injured List	139.	RHP <u>James McArthur</u> optioned to Omaha
116.	LHP <u>Angel Zerpa</u> returned from rehab assignment and optioned to Omaha	140.	RHP <u>Jackson Kowar</u> optioned to Omaha
117. 7/15	LHP <u>Cole Ragans</u> recalled by KANSAS CITY from Omaha	141.	INF <u>Devin Mann</u> acquired in a trade with LOS ANGELES (NL) and assigned to Omaha
118. 7/16	LHP <u>Cole Ragans</u> optioned to Omaha	142. 8/4	RHP <u>James McArthur</u> recalled by KANSAS CITY from Omaha
119.	RHP <u>Max Castillo</u> recalled by KANSAS CITY from Omaha	143.	RHP <u>Joe Barlow</u> claimed off waivers from Texas and optioned to Omaha



MANAGER: MIKE JIRSCHLE • #23

- Mike Jirschele returns for his 15th season as Omaha's manager, his 18th season managing in Minor League Baseball and 32nd season overall with the Royals organization, named to the position of Storm Chasers manager on January 13, 2023, after previously managing Triple-A Omaha from 1995-97 and 2003-13.
- Jirschele served on the Kansas City Royals coaching staff as the Third Base Coach from 2014-19 and won the World Series in 2015. Jirschele most recently served as the bench coach under manager Chris Witheridge during the 2022 season with the Double-A Northwest Arkansas Naturals. He spent the 2021 season as Witheridge's bench coach for the High-A Central champion Quad Cities River Bandits and served as Special Assistant to the General Manager in 2020.
- In his second stint as Omaha's manager, over 11 years from 2003 to 2013, he led the team to four division titles, three consecutive trips to the Pacific Coast League Championship Series (2011-2013), two PCL titles (2011, 2013) and the team's first of two Triple-A National Championships in 2013.
- He earned the 2011 Mike Coolbaugh Award for *outstanding baseball work ethic, knowledge of the game and skill in mentoring young players on the field* and he is a four-time recipient of the Dick Howser Award (1992, 1994, 2005, 2011), recognizing outstanding work in player development within the Royals organization.
- Prior to his time with Omaha and Kansas City, he served as the Royals Minor League Infield Coordinator for four years, from 1998-2002, and he held managerial positions with Wilmington (1994), Rockford (1993) and the Gulf Coast Royals (1992).
- He appeared 999 games in the Minor Leagues across 13 years, between 1977 and 1990, including 22 games with the Omaha Royals between 1988 and 1989.



PITCHING COACH: DANE JOHNSON • #59

- Dane Johnson enters his fourth year in the Royals organization and as the Storm Chasers pitching coach, after joining Kansas City ahead of the 2020 season. 2023 marks his 24th season coaching overall.
- He previously spent one season in the Miami Marlins organization (2019) as a Pitching Consultant and 19 seasons with the Toronto Blue Jays as a Minor League Pitching Coach from 2000-03, Pitching Coordinator from 2004-14 and Major League Bullpen Coach from 2015-18.
- Prior to entering coaching, spent 15 years as a player, including over 280 games in the Minor Leagues and parts of three seasons in the Majors with the Chicago White Sox (1994), Blue Jays (1996) and Oakland Athletics (1997), also playing two seasons (1990-1991) in the Chinese Professional Baseball League.
- Johnson and his wife, Gina, reside in Palm Harbor, Florida. They have two children: a daughter, Madison (31), and son, Cobi (27).



HITTING COACH: BIJAN RADEMACHER • #52

- Bijan Rademacher (*bi-ZHON RAH-de-moch-err*) joins the Royals as the Omaha Storm Chasers Hitting Coach this year after spending the last two years with the Arizona Diamondbacks as their Minor League Hitting Coordinator (2021) and ACL Hitting Coach (2022).
- Prior to coaching, he spent eight years playing professionally (2012-2019), spanning seven seasons in the Chicago Cubs organization (2012-18) and slashed .280/.361/.402 over 702 career MiLB games, reaching as high as Triple-A. He also played one season in independent baseball (2019) with the New Britain Bees in the Atlantic League, in addition to an offseason in the Mexican Pacific Winter League.
- Over 243 career Triple-A games with the Iowa Cubs, he played 11 games at Werner Park and was a .378 hitter (14-for-37) with one homer and 5 runs batted in while playing in Omaha.
- Rademacher lives in Tempe, Arizona with his wife Melissa.



BENCH COACH: DAVID NOWORYTA • #33 (3RD BASE COACH)

- David Noworyta (*Nova-REE-tah*) enters his second year in the Royals organization and first as Omaha's Bench Coach, after making his coaching debut in 2022 as the Assistant Hitting Coach for the River Bandits Kansas City's High-A affiliate.
- Prior to coaching, he spent four years playing professionally (2018-21), including three minor league seasons in the Detroit Tigers organization (2018-20), and one with the Independent Pioneer League's Billings Mustangs in 2021. Before signing with Detroit in 2018, Noworyta graduated from the University of Hawaii with a bachelor's degree in communications and journalism, and played in parts of three seasons for their baseball team.
- Noworyta attended Holy Cross Academy (N.J.), where he played baseball and basketball, and was selected by the Royals in the 37th round of the 2014 MLB Draft. He resides in Hainesport, N.J. in the offseason.



CERTIFIED ATHLETIC TRAINER: JAMES STONE

- James Stone is entering his fifth season as the Certified Athletic Trainer for the Storm Chasers after serving the previous seven seasons with the Wilmington Blue Rocks (Royals High-A), including the 2015 season, in which he was named Carolina League Athletic Trainer of the Year.
- He joined the Kansas City organization in 2010 as the athletic trainer for the Class-A Burlington Bees. He came to the Royals after spending one season with the Central Valley Coyotes (Fresno, California) in Arena Football 2.
- Stone worked three seasons in the Florida Marlins organization, with stops in Jupiter (2008), Greensboro (2007) and Jamestown (2006), winning New York-Penn League Trainer of the Year honors in 2006.
- He was the Strength and Conditioning Coach for the Baltimore Orioles Class-A affiliate, the Delmarva Shorebirds, in 2005.
- Stone graduated with a bachelor's of science in kinesiology from Cal State-Northridge. He resides in Simi Valley, California with his dog, Ozzie.



STRENGTH & CONDITIONING COACH: YANNICK PLANTE

- Yannick Plante is entering his third season as the Strength & Conditioning Coach for the Storm Chasers, after being slated to serve in that role with Northwest Arkansas in 2020.
- He began with the Kansas City Organization in 2019 as the athletic trainer for the Burlington Royals (Advanced Rookie, Appalachian League). He was then a staff member of the Surprise Saguaros of the Arizona Fall League in the fall of 2019.
- Plante has a master's degree in kinesiology from the University of Calgary and a bachelor's degree in human kinetics with specialization in biophysics from the University of Ottawa. He currently lives in Ottawa, Ontario.



TONY MEDINA
MINOR LEAGUE/LATIN AMERICA
MEDICAL COORDINATOR



BEN NICHOLAS
PLAYER DEVELOPMENT TRAINEE



JEREMY OWENS
PLAYER DEVELOPMENT TRAINEE

Jonathan Bowlan - Pitching - Stat Splits - 2023 - Regular Season (Triple-A Only)

Split	Team	W	L	ERA	G	GS	CG	SHO	SV	IP	H	R	ER	HR	HB	BB	IBB	SO	WHIP	AVG	AB	WP	BK	GIDP	TBF	NP-S
Home Games	OMA	1	1	4.50	2	1	0	0	0	8.0	8	4	4	0	0	8	0	9	2.00	.258	31	1	0	1	39	172 - 97
Away Games	OMA	2	1	4.34	4	3	0	0	1	18.2	19	9	9	5	0	6	0	11	1.34	.253	75	0	0	0	81	313 - 193
Day Games	OMA	2	0	2.89	2	1	0	0	0	9.1	7	3	3	1	0	6	0	10	1.39	.200	35	0	0	0	41	177 - 99
Night Games	OMA	1	2	5.19	4	3	0	0	1	17.1	20	10	10	4	0	8	0	10	1.62	.282	71	1	0	1	79	308 - 191
On Grass	OMA	3	2	4.39	6	4	0	0	1	26.2	27	13	13	5	0	14	0	20	1.54	.255	106	1	0	1	120	485 - 290
June	OMA	1	0	7.20	1	1	0	0	0	5.0	7	4	4	3	0	1	0	2	1.60	.318	22	0	0	0	23	89 - 55
July	OMA	2	2	3.74	5	3	0	0	1	21.2	20	9	9	2	0	13	0	18	1.52	.238	84	1	0	1	97	396 - 235
On Tuesdays	OMA	0	1	5.79	1	1	0	0	0	4.2	5	3	3	1	0	1	0	2	1.29	.263	19	0	0	0	20	75 - 49
On Wednesdays	OMA	0	1	7.36	1	1	0	0	0	3.2	5	3	3	0	0	4	0	2	2.45	.333	15	1	0	1	19	78 - 45
On Thursdays	OMA	1	0	7.20	1	1	0	0	0	5.0	7	4	4	3	0	1	0	2	1.60	.318	22	0	0	0	23	89 - 55
On Fridays	OMA	0	0	0.00	1	0	0	0	1	4.0	3	0	0	0	0	2	0	4	1.25	.200	15	0	0	0	17	66 - 42
On Sundays	OMA	2	0	2.89	2	1	0	0	0	9.1	7	3	3	1	0	6	0	10	1.39	.200	35	0	0	0	41	177 - 99
In games following a win	OMA	1	2	6.75	3	3	0	0	0	13.1	17	10	10	4	0	6	0	6	1.73	.304	56	1	0	1	62	242 - 149
In games following a loss	OMA	2	0	2.03	3	1	0	0	1	13.1	10	3	3	1	0	8	0	14	1.35	.200	50	0	0	0	58	243 - 141
Starter	OMA	2	2	5.89	4	4	0	0	0	18.1	21	12	12	5	0	8	0	9	1.58	.280	75	1	0	1	83	325 - 196
Reliever	OMA	1	0	1.08	2	0	0	0	1	8.1	6	1	1	0	0	6	0	11	1.44	.194	31	0	0	0	37	160 - 94

Jonathan Bowlan - Opposing Hitting - Stat Splits - 2023 - Regular Season (Triple-A Only)

Split	Team	AVG	G	AB	R	H	2B	3B	HR	RBI	BB	IBB	SO	SB	CS	OBP	SLG	OPS	HBP	SAC	SF	GIDP
vs Left	OMA	.242	6	62		15	2	0	3	7	8	0	11			.329	.419	.748	0	0	0	0
vs Right	OMA	.273	6	44		12	3	0	2	5	6	0	9			.360	.477	.837	0	0	0	1
Team is ahead	OMA	.231	4	52		12	2	0	3	5	8	0	14			.333	.442	.775	0	0	0	0
Team is behind	OMA	.214	3	28		6	1	0	0	2	4	0	2			.313	.250	.563	0	0	0	1
Score is tied	OMA	.346	3	26		9	2	0	2	5	2	0	4			.393	.654	1.047	0	0	0	0
Batting First	OMA	.286	6	14		4	1	0	0	2	2	0	1			.375	.357	.732	0	0	0	0
Batting Second	OMA	.000	6	13		0	0	0	0	1	2	0	5			.133	.000	.133	0	0	0	0
Batting Third	OMA	.357	6	14		5	2	0	0	0	0	0	3			.357	.500	.857	0	0	0	0
Batting Fourth	OMA	.500	6	12		6	2	0	1	3	1	0	1			.538	.917	1.455	0	0	0	0
Batting Fifth	OMA	.083	6	12		1	0	0	1	1	1	0	0			.154	.333	.487	0	0	0	0
Batting Sixth	OMA	.125	6	8		1	0	0	1	1	4	0	2			.417	.500	.917	0	0	0	1
Batting Seventh	OMA	.167	6	12		2	0	0	0	0	0	0	3			.167	.167	.334	0	0	0	0
Batting Eighth	OMA	.500	6	10		5	0	0	0	1	2	0	3			.583	.500	1.083	0	0	0	0
Batting Ninth	OMA	.273	6	11		3	0	0	2	3	2	0	2			.385	.818	1.203	0	0	0	0
Leading Off	OMA	.375	6	24		9	1	0	2	2	4	0	1			.464	.667	1.131	0	0	0	0
First Inning	OMA	.250	4	16	3	4	2	0	1	3	0	0	4	1	0	.250	.563	.813	0	0	0	0
Second Inning	OMA	.333	4	18	2	6	0	0	0	2	4	0	5	0	0	.455	.333	.788	0	0	0	0
Third Inning	OMA	.222	5	18	1	4	0	0	1	1	1	0	3	0	0	.263	.389	.652	0	0	0	1
Fourth Inning	OMA	.300	5	20	4	6	2	0	2	4	4	0	1	0	0	.417	.700	1.117	0	0	0	0
Fifth Inning	OMA	.214	4	14	3	3	0	0	1	2	2	0	2	1	0	.313	.429	.742	0	0	0	0
Sixth Inning	OMA	.143	2	7	0	1	1	0	0	0	0	0	1	0	0	.143	.286	.429	0	0	0	0
Seventh Inning	OMA	.333	2	6	0	2	0	0	0	0	1	0	0	0	0	.429	.333	.762	0	0	0	0
Eighth Inning	OMA	.250	1	4	0	1	0	0	0	0	1	0	1	0	0	.400	.250	.650	0	0	0	0
Ninth Inning	OMA	.000	1	3	0	0	0	0	0	0	1	0	3	0	0	.250	.000	.250	0	0	0	0
Bases Empty	OMA	.309	6	55		17	3	0	4	4	8	0	7			.397	.582	.979	0	0	0	0
Runner at 1st	OMA	.077	6	26		2	0	0	0	0	3	0	9			.172	.077	.249	0	0	0	1
Runner at 2nd	OMA	.333	6	9		3	1	0	1	3	1	0	1			.400	.778	1.178	0	0	0	0
Runner at 3rd	OMA	.667	3	3		2	1	0	0	2	0	0	0			.667	1.000	1.667	0	0	0	0
Runners at 1st & 2nd	OMA	.222	5	9		2	0	0	0	0	0	0	3			.222	.222	.444	0	0	0	0
Runners at 1st & 3rd	OMA	.500	2	2		1	0	0	0	1	0	0	0			.500	.500	1.000	0	0	0	0
Bases Loaded	OMA	.000	2	2		0	0	0	0	2	2	0	0			.500	.000	.500	0	0	0	0
Runners On	OMA	.196	6	51		10	2	0	1	8	6	0	13			.281	.294	.575	0	0	0	1
Scoring Position	OMA	.320	6	25		8	2	0	1	8	3	0	4			.393	.520	.913	0	0	0	0
No Outs	OMA	.282	6	39		11	1	0	3	3	5	0	5			.364	.538	.902	0	0	0	0
One Out	OMA	.129	6	31		4	1	0	1	2	4	0	8			.229	.258	.487	0	0	0	1
Two Outs	OMA	.333	6	36		12	3	0	1	7	5	0	7			.415	.500	.915	0	0	0	0
Ahead in Count	OMA	.182	6	33		6	1	0	0	0	0	0	14			.182	.212	.394	0	0	0	1
Behind in Count	OMA	.314	6	35		11	3	0	4	9	14	0	3			.510	.743	1.253	0	0	0	0
0-0 Count	OMA	.385	6	13		5	0	0	0	1	0	0	0			.385	.385	.770	0	0	0	0
0-1 Count	OMA	.222	6	9		2	0	0	0	0	0	0	0			.222	.222	.444	0	0	0	1
0-2 Count	OMA	.200	6	10		2	0	0	0	0	0	0	5			.200	.200	.400	0	0	0	0
1-0 Count	OMA	.200	6	5		1	0	0	1	1	0	0	0			.200	.800	1.000	0	0	0	0
1-1 Count	OMA	.182	6	11		2	1	0	0	0	0	0	0			.182	.273	.455	0	0	0	0
1-2 Count	OMA	.143	6	14		2	1	0	0	0	0	0	9			.143	.214	.357	0	0	0	0
2-0 Count	OMA	.400	6	5		2	0	0	1	1	0	0	0			.400	1.000	1.400	0	0	0	0
2-1 Count	OMA	.000	6	4		0	0	0	0	0	0	0	0			.000	.000	.000	0	0	0	0
2-2 Count	OMA	.214	6	14		3	0	0	1	2	0	0	3			.214	.429	.643	0	0	0	0
3-0 Count	OMA	.000	6	0		0	0	0	0	1	2	0	0			1.000	.000	1.000	0	0	0	0
3-1 Count	OMA	.400	6	5		2	0	0	1	2	5	0	0			.700	1.000	1.700	0	0	0	0
3-2 Count	OMA	.375	6	16		6	3	0	1	4	7	0	3			.565	.750	1.315	0	0	0	0
Pitcher	OMA	.255	6	106		27	5	0	5	12	14	0	20			.342	.443	.785	0	0	0	1

PLAYER

QUICK NOTES

CAREER HIGHS

48 JOE BARLOW

RHP • R/R • 6'2" • 200 lbs • 9/28/1995 (27)
Claimed off Waivers from Texas – 8/4/2023
Drafted by Texas – 2016, 11th Round (Salt Lake CC)
Born: Riverton, Utah • Resides: Scottsdale, Arizona

32 CHRISTIAN CHAMBERLAIN

LHP • L/L • 5'10" • 175 lbs • 7/20/1999 (24)
2020 MLB Draft – Round 4 (Oregon State)
Born: Grand Junction, Colorado • Resides: Reno, Nevada

46 STEVEN CRUZ

RHP • R/R • 6'6" • 233 lbs • 6/15/1999 (24)
Traded from Minnesota – 1/24/2023
Originally signed 3/20/2017 with Minnesota (Intl. F.A.)
Born/Resides: Salcedo, Dominican Republic

55 JONAH DIPOTO

RHP • R/R • 6'1" • 225 lbs • 9/3/1996 (26)
2019 MLB Draft – Round 35 (UC San Diego)
Born: Queens, New York • Resides: San Diego, California

38 TAYLOR HEARN

LHP • L/L • 6'6" • 230 lbs • 8/30/1994 (28)
Traded from Atlanta – 7/30/2023
Drafted by Washington – 2015, 5th Round
Born: Roysie City, Texas • Resides: Rockwell, Texas

62 WILL KLEIN

RHP • R/R • 6'5" • 230 lbs • 11/28/1999 (23)
2020 MLB Draft – Round 5 (Eastern Illinois)
Born: Maryville, Tenn. • Resides: Bloomington, Ind.

37 JACKSON KOWAR

RHP • R/R • 6'5" • 215 lbs • 10/4/1996 (26)
2018 MLB Draft – Round 1/33rd Overall (Florida)
Born: Weddington, N.C. • Resides: Charlotte, N.C.

40 WALTER PENNINGTON

LHP • L/L • 6'2" • 205 lbs • 4/14/1998 (25)
Signed 8/19/2020 as an Undrafted Free Agent (Columbia School of Mines)
Born: Englewood, Colo. • Resides: Broomfield, Colo.

47 EVAN SISK

LHP • L/L • 6'2" • 195 lbs • 4/23/1997 (26)
Traded from Minnesota – 1/24/2023
Drafted by St. Louis – 2018, 16th Round (College of Charleston)
Born: Pineville, N.C. • Resides: Chester, S.C.

43 COLLIN SNIDER

RHP • R/R • 6'4" • 205 • 10/10/1995 (27)
2017 MLB Draft – Round 12 (Vanderbilt)
Born/Resides: Murfreesboro, Tennessee

- 2023: Opened the season with Round Rock (AAA), pitched 20 games across 3 stints with the Express and 13 games over 2 stints with Texas in the big leagues (5/16-5/30 & 6/14-7/4) with a 4.66 ERA (6 ER in 9.2 IP) and 6 strikeouts to just 2 walks ... 13 of 20 appearances with Round Rock were scoreless ... claimed off waivers from Texas by the Royals on 8/4, optioned to Omaha.
- 2022: Spent the entire season in the Rangers' bullpen ... set MLB career highs in games pitched (35), saves (13) and strikeouts (28) and led the Rangers in saves despite two stints in the Injured List ... finished with a 3-1 record and 3.86 ERA (15 ER in 35.0 IP) ... his 7.20 K/9 was 2nd-lowest among MLB pitchers with 10+ saves (5.63-ARI's Mark Melancon) ... underwent arthroscopic surgery on 11/4/22 to separate a pair of fused tendons in his right wrist.
- 2021: Opened the season with Round Rock (AAA) and pitched 17 games for the Express before his contract was selected on 6/23 ... pitched to a 1.55 ERA (5 ER in 29.0 IP) with 11 saves over 31 games with Texas ... ranked among MLB leaders (min. 30 G) in opp. BA (1st), OBP (3rd), SLG (3rd), WHIP (3rd, 0.83), and ERA (8th).

4SFB (93.3), SL (85.9), CB (78.6)

CONSECUTIVE BATTERS RETIRED: 0

SCORELESS STREAK: 0.0 IP

Ranked by Baseball America as the No. 21 Royals prospect

- 2023: Opened the year in NW Arkansas (AA) and made 20 appearances out of the bullpen for the Naturals and went 1-2 with a 1.99 ERA (7 ER in 31.2 IP), and struck out 49 (13.93 K/9) ... 14 of 20 Double-A appearances were scoreless ... promoted to Omaha on 6/20, made Triple-A debut 6/20 @ ROC (1.0 IP, 2 R, 2 K) ... only 6 of 14 Triple-A games have been scoreless ... among Royals MiLB pitchers (min. 30.0 IP), 2nd with 13.92 K/9 and 2nd with 34.4% K%.
- 2022: After beginning the season with Quad Cities (A+), was assigned to NW Arkansas (AA) on May 31 and finished the season in Double-A ... pitched 33 games between the two levels, among Royals Minor League pitchers with at least 40.0 innings pitched, his 13.22 K/9 and 29.6% K% both ranked 3rd-best ... his 19.3% BB% was 2nd-worst.
- 2021: Assigned to Quad Cities (A+) on 5/23 to begin his career in professional baseball and pitched two games out of the bullpen for the River Bandits, going 1-0 with a 4.91 ERA (2 ER in 3.2 IP) with just one walk and six strikeouts, before being placed on the 7-Day Injured List on 6/14, where he remained for the rest of the season.

4SFB (93-96), SL (84.5), CB (80.5), SNK (94.2)

CONSECUTIVE BATTERS RETIRED: 2 (8/4)

SCORELESS STREAK: 1.2 IP (8/4)

- 2023: Traded from Minnesota with Evan Sisk to KC in exchange for Michael A. Taylor on Jan. 24 ... opened the year with NW Arkansas (AA), appeared in 29 games, with a 2.20 ERA (8 ER in 32.2 IP), 9 saves and 42 strikeouts, at the time of his promotion to Triple-A, led the Texas league in saves (9), tied 3rd in games pitched (29) ... did not allow an earned run over his last 14 appearances (16.2 IP) with NWA ... assigned to Omaha on 7/12, threw scoreless inning in debut 7/14 ... 4 of 7 Triple-A appearances have been scoreless ... fastball averages 97.1 mph, has hit 100mph 4 times this year.
- 2022: Spent the season with Wichita (AA), appeared in 46 games out of the bullpen with a 1-4 record, four saves and a 5.14 ERA (32 ER in 56.0 IP), with 72 strikeouts (11.6 K/9) ... led the Wind Surge staff in games pitched, 2nd in the Texas League ... among Twins MiLB pitchers, t-2nd in games pitched, behind Evan Sisk (50), who he was traded with to Kansas City.
- 2021: In his first year of full-season ball, spent most of the year with Fort Myers (A) before ending the year with Cedar Rapids (A+) ... pitched in 28 games (two starts) between the two levels and went 4-2 with a 4.32 ERA (24 ER in 50.0 IP) with a career-high 80 strikeouts (14.4 K/9) with a .189 opponents' batting average (35-for-185).

4SFB (95-98), SL (89.9)

CONSECUTIVE BATTERS RETIRED: 3 (8/2)

SCORELESS STREAK: 4.0 IP (7/25 to 8/2)

- 2023: For the 2nd straight year, made his spring debut with a scoreless Cactus League inning against his dad's Seattle Mariners, on 2/26 ... opened the regular season with NW Arkansas (AA), pitched 10.1 scoreless innings with 1 ER and 13 K across 7 relief outings ... assigned to Omaha (AAA) on 5/3, has not allowed an earned run in 14 of 23 outings with Omaha, a streak of 6 straight games from 6/8 to 6/30 with 1 ER in 9.2 IP (0.93 ERA).
- 2022: Pitched a scoreless Cactus League inning with a strikeout on 3/29 against his dad's Seattle Mariners ... spent the entire season with NW Arkansas (AA) and led the Naturals with 42 games pitched ... 11.87 K/9 ranked second among Royals minor leaguers (min. 60.0 IP), 212 opponents' batting average and 28.1% K% ranked 3rd.
- MISC: Full name is *Jonah Seaver Dipoto*, after Tom Seaver ... father Jerry Dipoto is currently the President of Baseball Operations for the Seattle Mariners, formerly their GM.

SNK (93-95), SL (81.8), CB (80.3)

CONSECUTIVE BATTERS RETIRED: 0

SCORELESS STREAK: 1.0 IP (8/4)

- 2023: Made Texas' Opening Day roster, but optioned to Triple-A 4/13 and has spent most of the season at Round Rock (AAA), where he had a 3.66 ERA (16 ER in 39.1 IP) with 54 strikeouts (12.4 K/9) in 24 appearances (2 starts) ... DFA'd by Texas 7/19 and acquired by Atlanta on Monday 7/24, and has pitched in 5 MLB games this season, 4 with the Rangers and 1 with the Braves ... acquired by Kansas City 7/30 in exchange for Nicky Lopez, optioned to Omaha.
- 2022: Spent most of the season with Texas, appearing in 31 games (13 starts) over 3 stints ... set MLB career highs in strikeouts (97), starts (13), and wins (6-tied) ... opened the year as part of the Rangers rotation and went 4-5, 6.25 ERA (41 ER in 59.0 IP) over 13 starts, pitched in relief over his final 18 outings of the season, going 2-3 with one save and a 3.51 ERA (16 ER in 41.0 IP) in that span ... had 5 relief outings of 3.0+ SHO IP ... in 3 games 2 starts) with Round Rock (AAA), went 1-0 with a 6.00 ERA (8 ER in 12.0 IP) and 20 K.
- 2021: Spent the entire year in the big leagues the Rangers and split time in the bullpen and rotation, going 6-6 with a 4.66 ERA (54 ER in 104.1 IP) in 42 games (11 starts), finished among staff leaders in relief strikeouts (2nd, 55), W (13rd, 6), and G (13rd, 42) ... was one of 2 MLB players to make 30+ relief appearances and 10+ starts in 2021 ... selected as winner of the Richard Durrett Hardest Working Man Award by the DFW chapter of the Baseball Writers' Association of America.

4SFB (94.8), SL (84.9), SNK (93.8), CH (87.6)

CONSECUTIVE BATTERS RETIRED: 1 (8/3)

SCORELESS STREAK: 0.2 IP (8/3)

Ranked by MLB Pipeline as the No. 18 Royals prospect ... Ranked by Baseball America as the No. 23 Royals prospect

- 2023: Opened the season back with NW Arkansas (AA) and appeared in 21 games out of the bullpen, with a 3.38 ERA (11 ER in 29.1 IP) and 44 strikeouts to 14 walks ... did not allow a run over his final 11.0 IP (6 games) with NWA ... promoted to Omaha on 6/13, made his Triple-A debut on 6/14 vs. COL with 2.0 scoreless IP, 5 K including his first 3 ... fastball averages 97.3, max of 100.7 mph ... threw 0.1 IP in Futures Game on 7/8 in Seattle, 2 BB and took the L.
- 2022: Opened the season on Injured List with shin splints, assigned to NW Arkansas (AA) on May 14, where he spent the entire season ... over 30 outings (3 starts), had a 10.51 ERA (51 ER in 43.2 IP) and 55 strikeouts to 51 walks (1.08 K/BB) ... among Royals Minor League pitchers (min. 40.0 IP), his 11.34 K/9 ranked 6th-best, and 22.0% BB% was last.
- 2021: Began his professional career in Quad Cities (A+), pitching in 36 games out of the bullpen for the River Bandits ... went 7-1 with four saves and a 3.58 ERA (25 ER in 70.1 IP and 121 strikeouts ... named an MLB.com Organization All-Star and recognized as the Royals' Pitching Prospect of the Year by MLB Pipeline.

4SFB (96-99), CB (82.4), CUT (89.1)

CONSECUTIVE BATTERS RETIRED: 0

SCORELESS STREAK: 0.0 IP

- 2023: Has 3 stints with Omaha (3/31-5/16, 5/20-6/2 & 6/24-present) ... 12 of 26 appearances with the Chasers have been scoreless, has allowed 2+ runs in 10 of 26 ... earned his first professional save with 1.2 scoreless innings on 5/5 vs. LOU ... in two stints with Kansas City, has a 6.17 ERA (8 ER in 11.2 IP) over 8 games with 14 strikeouts with 3 scoreless outings ... threw first 1-2-3 inning of 2023 with OMA in 9th inning 7/14 vs. IND, has 3 in his last 6 games.
- 2022: Made his first Opening Day roster with Kansas City, but only pitched in 7 games over three stints with the Major League club, also making 20 starts with Omaha (AAA) across three stints ... allowed less than two earned runs in 8 of his 20 starts with Omaha, including three scoreless outings.
- 2021: Kansas City's Paul Spittorff Minor League Pitcher of the Year, given to the top pitcher in the organization, also Omaha's Pitcher of the Year, the Triple-A East Pitcher of the Year and a Triple-A East postseason All-Star ... made 17 appearances (16 starts) and went 9-4 with a 3.46 ERA (31 ER in 80.2 IP) and a Triple-A best 115 strikeouts (12.8 K/9).

4SFB (95-98), SL (86.2), CH (86.2)

CONSECUTIVE BATTERS RETIRED: 2 (8/3)

SCORELESS STREAK: 1.1 IP (8/3)

- 2023: Opened the season with NW Arkansas (AA) and pitched 9.2 scoreless innings with 11 strikeouts across 8 relief outings, allowed 4 H and 4 BB for a 0.83 WHIP and .129 BAA ... assigned to Omaha (AAA) on 5/3 and made his Triple-A debut 5/5 vs. LOU, struck out his first 2 batters in a 1-2-3 7th inning ... four straight scoreless between 5/13 and 5/24 ... has not allowed an earned run in 16 of 25 OMA appearances this year, has two 3.0 IP outings.
- 2022: Opened the season with Quad Cities (A+) and pitched 5.2 scoreless innings with nine strikeouts, across three relief outings ... assigned to NW Arkansas (AA) on 4/21, where he ended the season ... earned decisions in 5 of first 6 outings with Naturals (3 W, 1 L, 1 SV) ... 13 of 33 NWA outings were scoreless, allowed 1 ER or less in 20 of 33 ... made first pro start 6/22 vs. SPR ... was on the Injured List from 8/18 to 9/1, threw scoreless 8th inning in first outing back 9/3.
- MISC: Graduated from the Colorado School of Mines with a mechanical engineering degree, threw 224.2 innings, but also hit .288 with a 1.142 OPS as an outfielder.

SNK (92-94), SL (83.0), CH (86.3)

CONSECUTIVE BATTERS RETIRED: 1 (8/4)

SCORELESS STREAK: 0.1 IP (8/4)

- 2023: Has not allowed an earned run in 28 of his team-best 41 appearances, tied 5th in the league in games pitched ... has allowed 2+ ER in 10 outings ... threw 2.0 perfect innings 5/6 vs. LOU, season-high 2.1 shutout innings 6/7 @ IND ... 8 of his last 12 outings have been scoreless ... has 11 outings of 1.0 IP+ this season, including opener starts 7/16 vs. IND & 8/1 @ LOU ... has 9 scoreless outings that have lasted less than 1.0 inning.
- 2022: Split his first full season in the Twins organization between Wichita (AA) and St. Paul (AAA), earned Minnesota MiLB.com Organization All-Star honors as a relief pitcher ... posted a 1.57 ERA (11 ER in 63.0 IP) with 76 strikeouts against 29 walks (10.86 K/9 and 2.62 K/BB) across 50 games between the two levels, the best ERA in 2022 among all MiLB relievers that made 50+ appearances and threw a minimum of 60.0 IP.
- 2021: Began the season in the Cardinals organization, acquired by Minnesota via trade on July 30 ... split the year between Peoria (A+), Springfield (AA) and Wichita (AA), combining to pitch in 39 games with a 3-1 record and 3.91 ERA (23 ER in 53.0 IP), striking out 69 with 35 walks.

SNK (90-92), SL (79.1), 4SFB (89.8), CH (84.1)

CONSECUTIVE BATTERS RETIRED: 1 (8/1)

SCORELESS STREAK: 0.2 IP (8/1)

- 2023: Opened the season with Omaha and pitched in 28 games before his first call-up of the season on 7/1 ... pitched in 5 games with KC (first 3 were scoreless) with a 7.71 ERA (4 ER in 4.2 IP) and optioned back to Omaha 7/16 ... 17 of 33 appearances with Omaha have been scoreless, including 5 straight between May 10 and 19 ... has allowed more than 1 run five times this year with the Chasers.
- 2022: Made the Opening Day Roster and his MLB Debut with Kansas City ... in his first season in the big leagues, started and ended the season with Kansas City ... pitched in 42 games across five stints with the Royals, going 4-2 with a 6.55 ERA (25 ER in 34.1 IP) ... began his career with 5.1 scoreless innings over 6 games, and pitched in 27 of KC's first 56 games during his first stint from Opening Day through 6/9 ... also appeared in 20 games with Omaha (AAA) with a 5.40 ERA (13 ER in 21.2 IP) and 12 scoreless outings.
- 2021: Split the season between NW Arkansas (AA) and Omaha, making a career-high 48 appearances with a career-high 64 strikeouts and 26 walks ... joined the Storm Chasers a week into the season, returned to NWA on June 6, transferred back to Triple-A on August 24 ... posted a 3.15 ERA in 25 Double-A outings before returning to Omaha.

SNK (94-96), SL (83.8), CH (90.5)

CONSECUTIVE BATTERS RETIRED: 0

SCORELESS STREAK: 0.0 IP

IP	4.2	7/28/17 @ Everett
K	6	(5x) Last: 7/15/18 @ Charleston
BB	4	(2x) Last: 6/22/18 vs. West Virginia
H	6	7/23/16 vs. AZL Dodgers
ER	5	5/24/18 vs. Delmarva
NP	67	7/1/17 @ Boise
IP	2.2	(2x) Last: 5/14/22 vs. Wisconsin
K	6	5/3/22 @ Cedar Rapids
BB	4	4/8/22 @ South Bend
H	4	(3x) Last: 7/16/22 vs. Indianapolis
ER	6	6/17/22 vs. Arkansas
NP	48	4/8/22 @ South Bend
IP	4.0	(2x) Last: 6/23/18 @ GCL Red Sox
K	6	(3x) Last: 8/25/19 vs. Danville
BB	5	7/9/18 vs. GCL Rays
H	5	(3x) Last: 5/14/21 vs. Clearwater
ER	6	4/20/22 vs. Midland
NP	54	5/8/21 @ Bradenton
IP	3.0	(4x) Last: 5/16/21 vs. Cedar Rapids
K	6	5/16/21 vs. Cedar Rapids
BB	4	(2x) Last: 4/8/22 @ Springfield
H	5	8/24/22 vs. Springfield
ER	4	(2x) Last: 7/19/23 vs. St. Paul
NP	50	8/24/22 vs. Springfield
IP	7.0	(4x) Last: 9/5/2021 @ LOS ANGELES (AL)
K	10	(2x) Last: 6/14/2018 @ Binghamton
BB	4	(12x) Last: 6/2/2022 vs. TAMPA BAY
H	10	6/18/2022 @ DETROIT
ER	8	6/18/2022 @ DETROIT
NP	106	6/7/2018 vs. Reading
IP	3.0	(5x) Last: 8/12/21 vs. Beloit
K	6	(5x) Last: 8/12/21 vs. Beloit
BB	5	(2x) Last: 6/2/22 vs. Corpus Christi
H	6	8/24/22 vs. Springfield
ER	7	8/24/22 vs. Springfield
NP	56	7/1/21 vs. Cedar Rapids
IP	8.0	(2x) Last: 8/24/19 @ Frisco
K	10	(2x) Last: 7/3/21 @ St. Paul
BB	5	(3x) Last: 5/31/22 vs. Indianapolis
H	11	(2x) Last: 6/14/22 @ Iowa
ER	9	6/14/22 @ Iowa
NP	107	6/8/19 vs. Fayetteville
IP	3.2	7/16/21 @ Myrtle Beach
K	5	(2x) Last: 4/15/22 vs. Cedar Rapids
BB	4	(3x) 8/17/22 vs. San Antonio
H	5	(4x) Last: 8/13/22 @ Arkansas
ER	6	8/17/22 vs. San Antonio
NP	58	6/22/22 vs. Springfield
IP	3.0	(5x) Last: 6/18/21 @ Wichita
K	5	(4x) Last: 8/20/21 @ Springfield
BB	3	(6x) Last: 7/16/23 vs. Indianapolis
H	5	(3x) Last: 8/12/21 @ Tulsa
ER	4	(3x) Last: 6/1/23 vs. Memphis
NP	55	8/20/21 @ Springfield
IP	6.0	4/8/18 vs. Charleston
K	5	(2x) Last: 6/30/21 @ Springfield
BB	3	(5x) Last: 8/1/23 @ Louisville
H	11	9/2/18 @ Greenville
ER	7	5/14/21 @ Columbus
NP	90	4/13/18 @ Augusta

RELIEVERS		ENTRANCE SITUATION			INNING ENTERING THE GAME										INHERITED RUNNERS			1-2-3 INNINGS		
PITCHER		LEAD	TRAIL	TIED	1	2	3	4	5	6	7	8	9	10+	BR INHER.	BR SCORE	% SCORE	TOTAL	POSSIBLE	% 1-2-3
48	Barlow, Joe	-	-	-	-	-	-	-	-	-	-	-	-	-	-	-	-	-	-	-
31	Bowlan, Jonathan	2	-	-	-	-	1	-	-	1	-	-	-	-	-	-	-	2	8	25.0%
50	Castillo, Max	-	1	-	-	-	-	1	-	-	-	-	-	-	-	-	-	2	4	50.0%
32	Chamberlain, Christian	6	6	3	-	-	1	1	2	2	3	4	2	-	6	1	16.7%	3	11	27.3%
46	Cruz, Steven	2	4	1	-	-	-	-	1	1	-	5	-	-	3	0	0.0%	2	6	33.3%
55	Dipoto, Jonah	7	14	3	-	-	1	2	2	8	3	5	2	1	20	10	50.0%	7	21	33.3%
38	Hearn, Taylor	1	1	-	-	-	-	-	-	1	1	-	-	-	-	-	-	0	2	0.0%
62	Klein, Will	12	2	1	-	-	-	-	-	1	2	3	9	-	4	1	25.0%	6	17	35.3%
37	Kowar, Jackson	11	13	1	-	-	-	1	6	4	7	5	2	-	23	13	56.5%	3	24	12.5%
35	Parrish, Drew	1	-	-	-	-	-	1	-	-	-	-	-	-	-	-	-	2	3	66.7%
40	Pennington, Walter	11	12	4	-	-	-	4	3	10	5	2	3	-	9	6	66.7%	11	26	42.3%
47	Sisk, Evan	15	18	6	-	-	-	1	1	1	8	11	10	6	24	9	37.5%	6	26	23.1%
43	Snider, Collin	18	13	2	-	-	-	1	-	1	6	8	12	5	10	5	50.0%	6	24	25.0%
56	Veneziano, Anthony	1	-	-	-	-	-	-	-	-	-	-	-	-	-	-	-	0	1	0.0%
SEASON (INCLUDING INACTIVE)		165	152	35	0	0	13	14	35	67	78	78	64	3	167	70	41.9%	98	342	28.7%

STORM CHASERS BULLPEN USAGE (PITCH COUNT, LAST TWO WEEKS)

DAY OF WEEK		TUE	WED	THU	FRI	SAT	SUN	MON 7/31	TUE	WED	THU	FRI	SAT	SUN	LAST OMAHA RELIEF APPEARANCE											
DATE		7/25	7/26	7/27	7/28	7/29	7/30		8/1	8/2	8/3	8/4	8/5	8/6	GAME	IP	H	R	ER	BB	SO	HR	BF			
48	Barlow, Joe			34 (RR)																						
32	Chamberlain, Christian (L)	26			13		12					29		FRI 8/4 @ Louisville	1.2	0	0	0	2	1	0	6				
46	Cruz, Steven	26				20		17	19					WED 8/2 @ Louisville	1.0	0	0	0	1	0	3					
55	Dipoto, Jonah	17				17				34		20		FRI 8/4 @ Louisville	0.2	2	0	0	1	0	0	4				
38	Hearn, Taylor					24 (ATL)		17			32			THU 8/3 @ Louisville	1.1	2	1	0	1	2	0	7				
62	Klein, Will		15		22		26	17						TUE 8/1 @ Louisville, L	0.2	2	2	2	0	1	0	5				
37	Kowar, Jackson		18	4			18			39				THU 8/3 @ Louisville	1.2	3	2	2	2	0	0	10				
40	Pennington, Walter (L)		12	18		18		30			41			FRI 8/4 @ Louisville	1.2	4	3	3	2	1	0	11				
47	Sisk, Evan (L)			20			10	38 (START)			30			THU 8/3 @ Louisville	1.1	4	3	3	1	2	0	9				
43	Snider, Collin	17			27			35			23			THU 8/3 @ Louisville	1.2	2	0	0	0	0	0	7				

OMAHA STARTING PITCHER SPLITS

	PITCHER	GS	W-L	TEAM W-L	R SUPPORT	SUPPORT/GS
50	Castillo, Max	14	3-6	5-9	32	2.29
35	Parrish, Drew	13	3-3	8-5	59	4.54
	Heasley, Jonathan	13	1-5	7-6	36	2.77
56	Veneziano, Anthony	10	4-2	6-4	30	3.00
	Cox, Austin	9	2-1	5-18	27	3.00
	Mayers, Mike	8	2-1	3-5	15	1.88
	Zerpa, Angel	6	0-2	1-5	6	1.00
31	Bowlan, Jonathan	4	2-2	2-2	14	3.50
	Ragans, Cole	4	2-1	3-1	15	3.75
	Lynch, Daniel	4	2-0	3-1	15	3.75
	Yarbrough, Ryan	3	0-0	1-2	5	1.67
	Marsh, Alec	3	2-0	2-1	14	4.67
	Mengden, Daniel	3	0-0	3-0	7	2.33
47	Sisk, Evan	2	0-0	0-2	0	0.00
	Keller, Brad	2	0-0	1-1	5	2.50
54	McArthur, James	2	0-0	1-1	5	2.50
	Martinez, Marcelo	1	0-1	0-1	1	1.00
37	Kowar, Jackson	1	0-1	0-1	1	1.00
		102			287	2.81

1ST PITCH STRIKES

FPS	TBF	% FPS
199	312	63.8%
131	261	50.2%
174	296	58.8%
125	210	59.5%
90	161	55.9%
99	160	61.9%
75	117	64.1%
38	83	45.8%
42	81	51.9%
43	75	57.3%
37	53	69.8%
46	66	69.7%
19	49	38.8%
13	20	65.0%
12	19	63.2%
12	19	63.2%
13	22	59.1%
9	14	64.3%
1,177	2,018	58.3%

1-2-3 INNINGS

TOTAL	POSSIBLE	% 1-2-3
24	70	34.3%
12	51	23.5%
18	62	29.0%
15	49	30.6%
14	40	35.0%
9	34	26.5%
6	25	24.0%
4	17	23.5%
4	15	26.7%
6	17	35.3%
5	14	35.7%
1	15	6.7%
2	7	28.6%
1	4	25.0%
0	4	0.0%
3	5	60.0%
2	5	40.0%
0	2	0.0%
126	436	28.9%

OMAHA STARTERS VS. RELIEVERS

STARTERS		RELIEVERS
23-25	W-L	27-27
5.15	ERA	5.49
457.2	INNINGS	439.1
471 (83)	HITS (HR)	430 (54)
274 (262)	R (ER)	305 (268)
203	BB	294
397	K	497
1.47	WHIP	1.65
.267	AVG	.256

OMAHA STARTING PITCHER/CATCHER MATCHUPS

	LOGAN PORTER										JAKSON REETZ										JOSÉ BRICEÑO										FREDDY FERMIN										TOTALS									
PITCHER	GS	W	L	ERA	IP	ER	BB	SO		GS	W	L	ERA	IP	ER	BB	SO		GS	W	L	ERA	IP	ER	BB	SO		GS	W	L	ERA	IP	ER	BB	SO		GS	W	L	ERA	IP	ER	BB	SO						
50 Castillo, Max	5	2	-2	4.85	26.0	14	3	16		4	1	-2	3.97	22.2	10	5	21		3	0	-0	5.28	15.1	9	3	8		2	0	-2	7.71	9.1	8	5	4		14	3	-6	5.03	73.1	41	16	49						
35 Parrish, Drew	8	2	-3	8.47	34.0	32	24	21		3	1	-0	1.46	12.1	2	12	10		-	-	-	-	-	-	-	-		2	0	-0	3.86	7.0	3	3	11		13	3	-3	6.24	53.1	37	39	42						
Heasley, Jonathan	6	0	-4	7.84	31.0	27	10	33		3	0	-0	4.12	15.1	7	7	11		-	-	-	-	-	-	-	-		4	1	-1	10.20	17.2	21	9	16		13	1	-5	7.73	64.0	55	26	60						
56 Veneziانو, Anthony	5	2	-0	2.00	27.0	7	9	27		2	1	-0	8.59	7.1	7	6	6		3	1	-2	5.74	15.2	10	8	12		10	4	-2	4.14	50.0	23	23	45		10	4	-2	4.14	50.0	23	23	45						
Cox, Austin	7	1	-1	3.72	29.0	12	13	25		2	1	-0	0.82	11.0	1	6	9		-	-	-	-	-	-	-	-		9	2	-1	2.93	40.0	13	19	34		8	2	-1	2.93	40.0	13	19	34						
Mayers, Mike	-	-	-	-	-	-	-	-		5	2	-0	4.91	22.0	12	11	20		-	-	-	-	-	-	-	-		3	0	-1	10.50	12	14	6	9		9	2	-1	6.88	34.0	26	17	29						
Zerpa, Angel	4	0	-2	7.63	15.1	13	10	19		-	-	-	-	-	-	-	-		2	0	-0	0.79	11.1	1	3	4		6	0	-2	4.73	26.2	14	13	23		6	0	-2	4.73	26.2	14	13	23						
31 Bowlan, Jonathan	4	2	-2	5.89	18.1	12	8	9		4	2	-2	5.89	18.1	12	8	9		-	-	-	-	-	-	-	-		4	2	-2	5.89	18.1	12	8	9		4	2	-2	5.89	18.1	12	8	9						
Ragans, Cole	4	2	-1	4.82	18.2	10	10	22		4	2	-1	4.82	18.2	10	10	22		-	-	-	-	-	-	-	-		4	2	-1	4.82	18.2	10	10	22		4	2	-1	4.82	18.2	10	10	22						
Lynch, Daniel	1	1	-0	0.00	6.0	0	0	5		3	1	-0	5.25	12.0	7	3	13		-	-	-	-	-	-	-	-		4	2	-0	3.50	18.0	7	3	18		4	2	-0	3.50	18.0	7	3	18						
Yarbrough, Ryan	1	0	-0	3.86	4.2	2	1	9		-	-	-	-	-	-	-	-		2	0	-0	0.00	10.0	0	1	9		3	0	-0	1.23	14.2	2	2	18		3	0	-0	1.23	14.2	2	2	18						
Marsh, Alec	3	2	-0	2.40	15.0	4	7	19		-	-	-	-	-	-	-	-		-	-	-	-	-	-	-	-		3	2	-0	2.40	15.0	4	7	19		3	2	-0	2.40	15.0	4	7	19						
Mengden, Daniel	2	0	-0	5.87	7.2	5	4	5		1	0	-0	3.00	3.0	1	1	4		-	-	-	-	-	-	-	-		3	0	-0	5.06	10.2	6	5	9		3	0	-0	5.06	10.2	6	5	9						
47 Sisk, Evan	1	0	-0	3.86	2.1	1	2	3		-	-	-	-	-	-	-	-		1	0	-0	2.0	1	3	1		-	2	0	-0	4.15	4.1	2	5	4		2	0	-0	4.15	4.1	2	5	4						
Keller, Brad	1	0	-0	4.50	2.0	1	2	3		-	-	-	-	-	-	-	-		1	0	-0	0.00	2.0	0	3	0		-	2	0	-0	2.25	4.0	1	5	3		2	0	-0	2.25	4.0	1	5	3					
54 McArthur, James	1	0	-0	0.00	3.0	0	0	5		-	-	-	-	-	-	-	-		1	0	-0	0.00	2.0	0	0	2		-	2	0	-0	0.00	5.0	0	0	7		2	0	-0	0.00	5.0	0	0	7					
Martinez, Marcelo	1	0	-1	9.00	5.0	5	1	3		-	-	-	-	-	-	-	-		-	-	-	-	-	-	-	-		1	0	-1	9.00	5.0	5	1	3		1	0	-1	9.00	5.0	5	1	3						
37 Kowar, Jackson	-	-	-	-	-	-	-	-		-	-	-	-	-	-	-	-		-	-	-	-	-	-	-	-		1	0	-1	13.50	2.2	4	4	3		1	0	-1	13.50	2.2	4	4	3						
Relievers	-	14	-14	5.62	238.2	170	163	270		-	4	-8	5.29	98.2	58	64	119		-	4	-4	5.85	47.2	31	36	51		-	5	-1	4.97	54.1	30	31	57		-	27	-27	5.49	439.1	268	294	497						
TOTALS	54	28	-30	5.45	483.2	293	267	494		23	11	-10	4.62	204.1	105	115	213		13	5	-6	4.42	106.0	52	57	87		12	6	-6	6.99	103.0	80	58	100		102	50	-52	5.32	897.0	530	497	894						
	CS/ATT				16/73			PCT	21.92%		CS/ATT				5/29		PCT	17.24%		CS/ATT				5/16		PCT	31.25%		CS	6/AT				3/10		PCT	30.00%		CS/ATT				29/128		PCT	22.66%				

OMAHA CATCHER PITCHING STATS

	CATCHERS	W	L	ERA	GS	SV	IP	H	R	ER	HR	HB	BB	IBB	SO	WHIP	AVG	WP	GDP	TBF	SB	CS	ATT	%CS	PB
14	Logan Porter	28	30	5.45	54	10	483.2	483	320	293	84	30	267	6	494	1.55	.260	23	46	2,174	57	16	73	21.92%	7
	Jakson Reetz	11	10	4.62	23	8	204.1	203	117	105	24	13	115	0	213	1.56	.258	16	15	925	24	5	29	17.24%	0
60	José Briceño	5	6	4.42	13	1	106.0	96	57	52	12	4	57	1	87	1.44	.246	6	12	457	11	5	16	31.25%	0
	Freddy Fermin	6	6	6.99	12	2	103.0	119	85	80	17	8	58	1	100	1.72	.288	9	8	488	7	3	10	30.00%	2

PITCH TIMER VIOLATIONS CALLED ON OMAHA PITCHERS (17)

DATE	PITCHER (# IN '23)	INNING	UMPIRE	COUNT AT CALL	BATTER RESULT (COUNT)	DATE	PITCHER (# IN '23)	INNING	UMPIRE	COUNT AT CALL	BATTER RESULT (COUNT)
1. April 4 vs. Toledo	Marcelo Martinez (1)	▲ 7	Dane Poncsak	0-0	Strikeout Swinging (1-2)	11. May 6 vs. Louisville	Daniel Mengden (1)	▲ 3	Louie Krupic	0-0	RBI Single (1-1)
2. April 7 vs. Toledo	Ryan Weiss (1)	▲ 9	Mark Bates	1-0	Walk (3-0)	12. May 10 @ Scranton/WB	Mike Mayers (2)	▼ 3	Raul Moreno	1-1	Strikeout Bunting (3-2)
3. April 9 vs. Toledo	Max Castillo (1)	▲ 3	Cody Oakes	0-0	Strikeout Swinging (3-2)	13. May 28 @ St. Paul	Max Castillo (3)	▼ 1	Mike Rains	1-2	Groundout, 3-1 (3-2)
4. April 18 vs. Gwinnett	Mike Mayers (1)	▲ 5	Takahito Matsuda	0-0	Flyout, F7 (1-0)	14. June 8 @ Indianapolis	Andrés Núñez (2)	▼ 6	Matt Winter	0-1	2-RBI Double (3-2)
5. April 20 vs. Gwinnett	Max Castillo (2)	▲ 4	Ben Phillips	0-0	Walk (3-1)	15. June 15 vs. Columbus	Max Castillo (4)	▲ 5	Jose Matamoros	0-2	Lineout, L4
6. April 22 vs. Gwinnett	Drew Parrish (1)	▲ 5	Jose Navas	0-0	Walk (3-1)	16. July 9 @ Gwinnett	Angel Zerpa (1)	▼ 2	Cody Oakes (2)	0-2	Strikeout Swinging (1-2)
7. April 23 vs. Gwinnett	Evan Sisk (1)	▲ 7	Ben Phillips (2)	0-0	Lineout (1-1)	17. July 22 vs. St. Paul	Max Castillo (5)	▲ 2	David Arrieta	2-2	Flyout, F7 (3-2)
8. April 27 @ Nashville	Austin Cox (1)	▼ 3	Mark Bass	1-2	Strikeout Swinging (2-2)						
9. April 30 @ Nashville	Andrés Núñez (1)	▲ 9	Mark Bass (2)	2-0	Walk (3-0)						
10. May 4 vs. Louisville	Drew Parrish (2)	▲ 3	Randy Rosenberg	1-1	Walk (3-2)						

PLAYER

19 CJ ALEXANDER

INFIELDER • L/L • 6'3" • 215 • 7/17/1996 (27)
Traded from Atlanta – 7/1/2022
Drafted by Atlanta – 2018, 10th Round
Born: Merrillville, Indiana • Resides: Surprise, Arizona

3 TUCKER BRADLEY

OUTFIELDER • L/L • 6'0" • 195 • 5/6/1998 (25)
Signed 6/23/2020 as an Undrafted Free Agent (Georgia)
Born/Resides: Chickamauga, Georgia

60 JOSÉ BRICEÑO

CATCHER • R/R • 6'3" • 230 • 9/19/1993 (29)
Signed 7/18/2023 as a Minor League Free Agent
Originally signed 4/29/2010 with Colorado (Int'l. F.A.)
Born: Caracas, Venezuela • Resides: Mesa, Arizona

17 ANGELO CASTELLANO

INFIELDER • R/R • 6'0" • 165 • 1/13/1995 (28)
Signed 7/16/2021 as an International Free Agent
Born/Resides: San Diego, Venezuela

6 CLAY DUNGAN

INFIELDER • L/R • 6'1" • 195 • 6/2/1996 (27)
2019 MLB Draft – Round 9 (Indiana State)
Born: Muncie, Indiana • Resides: Alexandria, Indiana

24 NATE EATON

INFIELDER/OUTFIELDER • R/R • 5'11" • 200 • 12/22/1996 (26)
2018 MLB Draft – Round 2 (VMI)
Born/Resides: Chester, Virginia

28 TYLER GENTRY

OUTFIELDER • R/R • 6'2" • 215 • 2/1/1999 (24)
2020 MLB Draft – Round 3 (Alabama)
Born: Memphis, Tenn. • Resides: Arlington, Tenn.

11 ADEIN Y HECHAVARRÍA

INFIELDER • R/R • 6'0" • 195 • 4/15/1989 (34)
Signed 6/16/2020 as a Minor League Free Agent
Originally signed 4/3/2010 with Toronto (Int'l. F.A.)
Born: Santiago De Cuba, Cuba • Resides: Weston, Florida

18 BREWER HICKLEN

OUTFIELDER • R/R • 6'2" • 220 • 2/9/1996 (27)
2017 MLB Draft – Round 7 (Alabama at Birmingham)
Born/Resides: Huntsville, Alabama

13 NICK LOFTIN

INFIELDER • R/R • 6'1" • 200 • 9/25/1998 (24)
2020 MLB Draft – Round 13/2nd Overall (Baylor)
Born: Corpus Christi, Texas • Resides: Surprise, Ariz.

34 DEVIN MANN

INFIELDER • R/R • 6'3" • 210 • 2/1/1997 (26)
Traded from Los Angeles (NL) – 8/1/2023
Drafted by Los Angeles (NL) – 2018, 5th Round (Louisville)
Born/Resides: Columbus, Indiana

14 LOGAN PORTER

CATCHER/INFIELDER • R/R • 6'0" • 200 • 7/12/1995 (28)
Signed 6/21/2018 as an Undrafted Free Agent (Dixie State)
Born: Phoenix, Arizona • Resides: Surprise, Arizona

7 JOHN RAVE

OUTFIELDER • L/L • 6'0" • 200 • 12/30/1997 (25)
2019 MLB Draft – Round 5 (Illinois State)
Born: Canton, Illinois • Resides: Bloomington, Illinois

21 NELSON VELÁZQUEZ

OUTFIELDER • R/R • 6'3" • 225 • 12/26/1998 (24)
Traded from Chicago (NL) – 7/31/2023
Drafted by Chicago (NL) – 2017, 5th Round (P.J. Education HS)
Born/Resides: Carolina, Puerto Rico

QUICK NOTES

- 2023: Hit .391 with a 1.245 OPS in 17 Cactus League games for KC, opened the regular season with OMA, played 44 games but placed on the Injured List 6/11, activated 7/14 ... hit .412 on rehab in 6 games with the ACL Royals, 4 HR, 15 RBI and 1.835 OPS ... leads Omaha with 11 HR despite missing a month.
- 2022: Began year with Mississippi Braves (AA) in the Southern League, traded with 2 players to KC from Atlanta on 7/11, assigned to NW Arkansas ... in 114 total games, tied 6th in Double-A in RBI (87), tied 10th in HR (25) ... set career highs in games played, 2B (18), HR, RBI and SB (19). Double-A leader in Aug. in RBI (29), tied 1st in league in HR (8).
- 2018-21: Played 182 games in the Braves' system, between R, A+ and AA ... slashed .229/.310/.374 (144-for-628) with 14 HR and 66 RBI ... began and ended 2019 in Double-A with Mississippi, spent July in High-A with the Florida Fire Frogs ... played 87 games in Double-A with league-champion Mississippi in 2021.
- MISC: Brother Blaze is prospect in the Diamondbacks system, a 2022 Texas League Postseason All-Star with Amarillo, added to the D-backs' 40-man roster in November 2022.

HIT STREAK:

ON-BASE BASE STREAK: 2 Games (8/2 to 8/4), 167 (1-for-6), 2 BB

Ranked by MLB Pipeline as the No. 28 Royals prospect

- 2023: Has hits in 27 of his last 41 games (66%), after collecting hits in just 10 of his first 24 (42%) ... hit pinch-hit 2-run double in win on 4/14 and had 3 RBI off the bench in comeback win, Omaha's 1st of 2 pinch hits this year ... 3-for-3, 2 RBI on his birthday, 5/6 vs. LOU ... hit .367 with a 1.006 OPS over 17 games in June.
- 2022: Spent the entire season with NW Arkansas (AA) and reached base in 90 of 109 games (82.57%), reached base multiple times in team-best 56 games ... 1st on team with 33 multi-hit games ... hit two grand slams, on 4/23 @ FRI & 5/12 vs. WCH ... reached base at least in seven straight games from 7/26 to 8/2.
- 2021: Began his professional career splitting the year between Columbia (A+) and Quad Cities (A+), .380 OBP ranked fourth among qualified Royals Minor Leagueers.

HIT STREAK:

ON-BASE BASE STREAK:

- 2023: Opened the season in NW Arkansas (AA) and appeared in 15 games for the Nationals (11 starts at catcher) and hit .246 (16-for-65) with 3 2B and 7 RBI ... on the injured list from 4/30 to 5/16 and again from 5/24 to 6/9 ... assigned to Triple-A on 6/16, has played in 13 of Omaha's 37 games since.
- 2022: Began the season with the Lexington Legends in the independent Atlantic League and appeared in 26 games before signing with Kansas City on May 23 and reporting to Omaha (AAA), where he finished the season, slashing .252/.298/.405 (33-for-133) over 37 games the Storm Chasers (34 starts at catcher).
- 2016 to 2020: Played 5 seasons in the Angels system, beginning in High-A in 2016 before making his MLB debut in 2018 ... played 46 Major League games with the Angels in 2018 and hit .239 (28-for-117), made his debut on May 26 at Yankee Stadium, went 2-for-4 with 1 homer and 2 RBI ... played 2 games with the Angels in 2020.
- 2010 to 2015: Played 5 seasons in the Rockies system and reached Low-A ... traded to Atlanta in Jan. 2015 and spent the year in High-A, traded to the Angels in Nov. 2015.

HIT STREAK: 2 Games (7/29 to 8/4), 250 (2-for-8), 1 HR

ON-BASE BASE STREAK: 2 Games (7/29 to 8/4), 250 (2-for-8), 1 HBP

- 2023: Has hits in 42 of 73 games ... has at least 7 starts at all 4 infield positions: 1B (10), 2B (7), 3B (8) and SS (44) ... this season in his 13th in the Royals system, all in the minors, with 877 games played (213 in Triple-A) ... hit team-best .370 in July with 1.094 OPS, 5 multi-hit games in first 9 of the month.
- 2022: In his 11th year as a member of the Royals' organization, began the year with Omaha, but assigned to NW Arkansas (AA) on 8/9 and finished the season with the Nationals ... over 59 games with the Storm Chasers, slashed .218/.318/.316 (38-for-174) while playing six different positions (1B, 2B, 3B, SS, LF & RF) ... made at least 10 starts at each SS (150.2 innings), 3B (121.0 innings) and 1B (115.0 innings) ... snapped 0-for-27 stretch with Nationals on 8/21 vs. San Antonio ... 15-for-67 over last 20 games after hitless streak ended ... played 800th MLB game (all in Royals system) on 9/15 vs. Frisco, entered as defensive replacement.
- 2011-2023: Played 803 games in the Royals' minor league system, slashing .232/.311/.312 (606-for-2610), with 29 HR and 271 RBI ... 2013 Dominican Royals Player of the Year ... 143 games with Omaha between 2021 and 2023, hitting .226 over 80 games in 2021 after an early-season promotion from Double-A.

HIT STREAK:

ON-BASE BASE STREAK:

- 2023: Opened the season on the injured list (right hamate fracture he suffered in Spring Training), activated from the IL on 5/4 and made his season debut 5/5 ... first hit of the season was a HR in the 3rd inning on 5/9 @ SWB, hasn't hit one since (178 PA) ... has made starts at 2B (17), SS (9) & 3B (15) this year.
- 2022: Spent the entire season with Omaha and tied for 1st on the team in triples (4), while ranking 2nd in games played (127), plate appearances (515) and runs (64), 3rd in doubles (22), total bases (151), stolen bases (17) and walks (47), 4th in hits (94) and 5th in RBI (52) ... made starts at a career-high six positions for the Chasers, including 2B, 6B (2), 3B (40), SS (6) and his first professional appearances in the outfield: in LF (13 G), CF (1 G) and RF (2 G).
- 2021: Spent the entire season with NW Arkansas (AA), playing in 108 of the team's 119 regular season games, including 104 starts as the leadoff hitter ... led the Nationals in games played, at-bats (444), runs scored (74) and hits (128) ... led off the game with a hit 32 times, including 10 of his last 19 regular season games.

HIT STREAK:

ON-BASE BASE STREAK: 12 Games (7/14 to 8/4), 286 (12-for-42), 6 BB

- 2023: Made his first Opening Day roster with Royals, but has hit .075 (4-for-53) in 28 games over 4 starts with KC ... on his 4th stint with Omaha (4/24-5/5, 5/25-6/9, 6/16-6/23 & 6/26-pres) ... threw a scoreless inning 4/10 @ TEX, 2 hits and 1 strikeout, fastball sat 91-95 ... after opening 0-for-25 with KC, hits in first 2 AB's with OMA, HR in first AB 4/27 @ NAS ... homered in first AB back 6/17 vs. COL ... has hits in 29 of 49 games with Omaha, with 14 multi-hit games.
- 2022: Split time in the Minor Leagues between Kansas City (AA) and Omaha (AAA) but also appeared in 44 games with Kansas City over three separate stints with the Royals: 7/14-7/17, 8/4-22 and 9/1 through the end of the regular season ... opened the year in Double-A and made his MLB debut July 14 ... led the majors with a 98.1 mph arm strength for the 2nd straight year, saw time at five positions in the Minors (SS, 3B, LF, CF and RF), played in the OF for 27 of his first 29 games, then played 3B for 12 of his last 15 games.
- 2021: Began the season with Quad Cities (A+) and played 70 games for the River Bandits, led the team in stolen bases (23) and played in the Arizona Fall League.

HIT STREAK:

ON-BASE BASE STREAK:

- Ranked by MLB Pipeline as the No. 6 Royals prospect ... Ranked by Baseball America as the No. 7 Royals prospect
- 2023: Has reached base in 74 of 90 games this season ... 1st on team with 55 RBI, 22 doubles, 34 extra base hit & 138 total bases ... 2nd with 81 hits, 54 walks & 48 runs ... 82 starts in RF are the most of any Storm Chaser at a single defensive position ... hit .281 (27-for-97) with a .769 OPS in 24 May games after hitting 198 (17-for-86) with a .667 OPS in April, then just .207 (18-for-87) with a .675 OPS in June.
- 2022: Named Kansas City's George Brett Award winner (top position player in the organization) and NW Arkansas (AA) ... began season in Quad Cities (A+), assigned to NW Arkansas 6/14 ... ranked 8th in MLB in batting average (.326) ... Royals' top leader in AVG (.326), SLG (.542) and OPS (.964), 2nd in OBP (.422) ... drove in at least one run in 36 of 73 games since joining the Nationals, reached base in 64 of 73 games (87.6%) over 28 straight games; 7/30 to 9/3 ... reached in 28 straight games, with 485 OBP.
- 2021: Spent his first pro season in Quad Cities (A+), played everyday for the first two months of the season ... placed on the 7-day injured list on 7/14 and then the 60-day IL 8/2.

HIT STREAK:

ON-BASE BASE STREAK: 5 Games (7/29 to 8/4), 571 (8-for-14), 6 BB, 1 HBP

- 2023: Signed with Atlanta on 1/30, went 1-for-11 in Spring Training and was released 3/22 ... on 4/11, signed with the Long Island Ducks in the independent Atlantic League, appeared in 38 games and hit .297 (43-for-145) with 7 HR and 34 RBI, signed with Kansas City on June 16 and assigned to Omaha ... first OMA HR was 4th inning grand slam on 6/22 @ ROC ... has 19 RBI in 31 games with Omaha ... hit into a triple play, 7/9 @ GWN.
- 2021-2022: Signed with the Chiba Lotte Marines of Nippon Professional Baseball in December 2020 and played 155 NPB games over the 2021 and 2022 seasons, with a .213 average (.96-for-450) ... hit 24 doubles and 6 homers with 44 RBI over his two seasons (79 games in 2021, 76 in 2022) ... also played 32 games in the Eastern League (minor league).
- MLB Experience: Between 2012 and 2020, has appeared in 922 Major League games over parts of 9 seasons Toronto (2012), Miami (2013-17), Tampa Bay (2017-18), Pittsburgh (2018), New York, AL (2018), New York, NL (2019) and Atlanta (2019-20) ... is a career .253 hitter with a .641 OPS ... has started 75 games at SS (67/2.0 innings).

HIT STREAK: 5 Games (7/29 to 8/3), 253 (6-for-19), 1 2B, 1 HR

ON-BASE BASE STREAK: 5 Games (7/29 to 8/3), 263 (5-for-19), 2 BB

- 2023: Began the season on the 7-day Injured list (right elbow strain) and activated 4/25, missed the first 19 games of the season ... has hits in 19 of his last 24 games with 13 XBH ... has played in 57 of Omaha's 81 games since he activated (70%), with team-leading 34 starts at DH ... has hit 1st in the lineup 9 times after doing so 7 times in the last 3 seasons ... did not play in the field between 6/10 and 7/18, exclusively DH'd.
- 2022: Played in 130 games for Omaha (AAA) and was named the Royals Triple-A Player of the Year but also appeared in six games with Kansas City over two separate stints with the Royals: May 26-30 and July 14-17 ... contract was selected by KC May 26 and made his major league debut that night in Minnesota, starting in CF ... reached base in 34 straight games between 7/26 and 9/2 ... set career highs in 2B (30), HR (28), RBI (85) and R (85) ... finished just two homers shy of a 30/30/30 season (HR/SB/2B).
- 2021: Spent the entire year with NW Arkansas (AA), led all Double-A hitters with 40 steals, tied 13th in all of the Minors ... homered twice in the AA-Central Championship Series.

HIT STREAK: 2 Games (7/26 to 7/30), 286 (2-for-7), 1 2B, 1 HR

ON-BASE BASE STREAK: 8 Games (7/7 to 7/30), 286 (8-for-28), 2 BB, 1 HBP

- Ranked by MLB Pipeline as the No. 3 Royals prospect ... Ranked by Baseball America as the No. 4 Royals prospect
- 2023: Opened the season with Omaha and played 44 games before being placed on the Injured List 6/1, activated 7/14 ... hit .471 with a 1.321 OPS over 6 rehab games with the ACL Royals ... hit safely in his last 12 games, reached in 16 straight before going on the IL, with 27 RBI over 23 games in May ... hit .341 with a .991 OPS in May after hitting .220 with a .646 OPS in April.
- 2022: Began the season in NW Arkansas (AA) and reached in 76 of 88 games ... played at least 3 games at 5 positions with the Nationals (2B, 3B, SS, LF, CF) ... called up to Omaha on 8/9 and played 38 games for the Storm Chasers, slashed .216/.280/.359 (33-for-153) with 5 HR and 19 RBI.
- 2021: Spent his first pro season with Quad Cities (A+) ... won the High-A East Central batting title with a .289 average hit for the cycle on 8/1, going 5-for-6 with a walk-off HR.

HIT STREAK:

ON-BASE BASE STREAK:

- Ranked by MLB Pipeline as the No. 26 Royals prospect
- 2023: Opened the season with Oklahoma City (AAA) and played 89 games for the OKC Dodgers, slashing .307/.402/.541 (101-for-329, .943 OPS) with 33 doubles, 14 home runs and 50 walks ... made at least 7 starts at 5 positions: 1B (20), 2B (17), 3B (29), SS (7) & LF (9) ... traded to KC on 8/1 as part of the package for LHP Ryan Yarbrough, assigned to Omaha ... leads Triple-A hitters with 33 doubles, tied 8th with 71 RBI.
- 2022: Split his year between Tulsa (AA) and Oklahoma City (AAA), earned his first promotion to Triple-A on 8/2 ... slashed .267/.384/.469/.853 in 74 games with Tulsa, with 11 HR and 35 RBI ... with OKC, slashed .258/.372/.455/.827 over 44 games with 5 HR ... played at least 5 games at each infield position, including SS for the first time in his pro career.
- 2021: Played the entire season with Tulsa (AA) and slashed .244/.350/.436/.786 over 110 games, with 14 HR ... hit two homers in 3 straight games @ Amarillo, 9/9, 9/10 & 9/11.

HIT STREAK:

ON-BASE BASE STREAK: 5 Games (8/3 to 8/4), 200 (1-for-5), 2 BB, 1 HBP

- 2023: Reached base in 30 straight games between 5/24 and 7/5, hit .302 with .433 OBP ... 6 HR in 17 games in April, then 1 in the next 47 games and 3 in 6 games from 7/5 to 7/15 ... has reached base in 69 of 83 games played with hits in 53 of 83 games ... has 31 walks in his last 43 games after drawing 15 walks in his first 41 games ... hit the 3rd two-HR game of his career on 4/5 vs. Toledo ... has played 45 of Omaha's 50 games since June 1, with 41 starts at C (32) & 1B (9).
- 2022: Began the season in NW Arkansas (AA) and reached in 66 of 77 games, reached multiple times in 49 games ... assigned to Omaha (AAA) on 8/9 and finished season
- MLB IN ON-BASE PERCENTAGE (.442) ... combining his AA & AAA numbers, was the Royals system leader in OBP (.442), 2nd in OPS (.918), 3rd in batting average (.301)
- 2021: Spent the season with Quad Cities (A+) and slashed .247/.368/.451 (62-for-257) in 77 games with 11 HR ... named a High-A Central post-season All-Star at catcher.
- MISC: Grew up down the street from Surprise Stadium, was a dabbler for the AZL Royals the summer of 2011 while in high school, also caught bullpens for the team.

HIT STREAK:

ON-BASE BASE STREAK:

- 2023: Reached base in 31 straight games between 5/31 and 7/14 between AAA & AAA ... opened the year with NWA, played 54 games for the Nationals, with 5 HR, 24 RBI & team-leading 34 BB ... made 40 of 53 starts in CF ... hit 3 HR on 4/18 vs. Amarillo with 6 RBI ... transferred to Omaha on 6/13, has hits in 25 of 37 games with the Chasers, with 37 H (13 XBH), 22 RBI & 23 BB since he joined the team ... hit safely in first 9 games ... drove in 8 runs in series vs. COL (6/13 to 6/18).
- 2022: Spent most of the season with NW Arkansas (AA), played 111 games with the Nationals, also appeared in 11 games with Omaha across two stints (5/25-6/4 & 7/12-7/19) ... slashed .195/.233/.390 (8-for-41) over 11 games for the Chasers, including 2 HR, 4 RBI game on 7/17 @ Rochester ... played 18 games for Surprise in the Arizona Fall League.
- 2021: Spent the season with Quad Cities (A+) and appeared in 77 games for the High-A Central Champion River Bandits ... named an MLB.com Organization All-Star in the outfield for Kansas City and slashed .252/.352/.453 (70-for-278) ... hit 14 homers and stole 13 bases, making him one of five 13-13 players in the system in 2021.

HIT STREAK:

ON-BASE BASE STREAK: 4 Games (8/1 to 8/4), 077 (1-for-13), 3 BB

- 2023: Represented Puerto Rico in the World Baseball Classic, went 1-for-5 (.200) with one run ... opened the season with Iowa (AAA) but appeared in 13 games for the Chicago Cubs, slashing .241/.313/.621 with 5 of his 7 hits going for extra bases (3 HR) ... in 74 games with the I-Cubs, hit .253 (74-for-292) with 15 2B, 16 HR, 75B and an .803 OPS ... traded to KC 7/31 in exchange for RHP Jose Cuas, optioned to Omaha.
- 2022: Opened the year with Tennessee (AA) and hit .288 with 9 HR in 22 games, assigned to Iowa (AAA) May 9 and recalled to Chicago May 30 and made his MLB debut that day in a double-header, optioned back to Iowa the next day ... recalled to Chicago June 20 where he remained ... hit .205 with 16 XBH & 104 HR in 77 games with the Cubs.
- 2021: Split the year between South Bend (A+) and Tennessee (AA), led Cubs minor leagueers with 73 RBI, 45 XBH & 191 TB, while 20 HR and 264 H ranked 2nd ... named the 2021 Arizona Fall League MVP with the Mesa Solar Sox, helping the club to the AFL title with a league-best 9 HR, 1.191 OPS and 74 TB in 26 games for the Solar Sox.

HIT STREAK:

ON-BASE BASE STREAK:

CAREER HIGHS

H	3	(18x) Last: 7/6/23 @ ACL Cubs
R	4	8/17/22 vs. San Antonio
HR	2	(5x) Last: 8/11/22 @ Arkansas
RBI	7	7/6/23 @ ACL Cubs
BB	3	(3x) Last: 7/6/23 @ ACL Cubs
SB	2	(2x) Last: 5/26/22 @ Pensacola
H	3	(18x) Last: 5/6/23 vs. Louisville
R	3	(6x) Last: 4/8/23 vs. Toledo
HR	2	8/10/21 vs. Beloit
RBI	5	6/24/21 @ Beloit
BB	3	(3x) Last: 9/3/22 @ Tulsa
SB	3	7/9/22 vs. Tulsa
H	4	(7x) Last: 4/4/19 @ Albuquerque
R	4	(2x) Last: 4/8/23 vs. Orem
HR	3	6/28/13 vs. Orem
RBI	7	6/28/13 vs. Orem
BB	3	7/18/11 @ DSL Padres
SB	3	6/21/10 vs. DSL Diamondbacks
H	4	(5x) Last: 8/18/17 vs. Asheville
R	4	6/26/16 @ Grand Junction
HR	2	7/19/19 @ Amarillo
RBI	5	7/17/22 @ Rochester
BB	3	(6x) Last: 6/17/23 vs. Columbus
SB	2	(2x) Last: 6/6/23 @ Indianapolis
H	6	6/23/19 vs. Billings
R	4	9/3/19 vs. Missoula
HR	2	6/26/22 vs. Columbus
RBI	4	(3x) Last: 6/28/22 @ St. Paul
BB	3	(2x) Last: 6/20/23 @ Rochester
SB	3	(2x) Last: 8/8/21 @ Arkansas
H	4	(8x) Last: 9/3/22 @ DETROIT
R	3	(21x) Last: 6/17/23 vs. Columbus
HR	2	(3x) Last: 6/17/23 vs. Columbus
RBI	4	(6x) Last: 6/22/22 vs. Columbus
BB	4	7/29/18 @ Ogden
SB	3	(2x) Last: 5/26/23 @ St. Paul
H	4	(3x) Last: 7/29/30 @ Columbus
R	4	(2x) Last: 7/17/22 @ Corpus Christi
HR	2	(2x) Last: 6/29/22 @ Amarillo
RBI	6	6/2/21 vs. Beloit
BB	3	(7x) Last: 7/22/23 vs. St. Paul
SB	1	(19x) Last: 6/28/23 vs. Iowa
H	4	(11x) Last: 4/25/19 vs. Buffalo
R	4	(2x) Last: 8/5/11 @ Bowie
HR	2	(2x) Last: 9/29/19 @ NEW YORK (NL)
RBI	7	5/5/13 @ PHILADELPHIA
BB	3	(3x) Last: 8/3/12 @ Albuquerque
SB	2	(3x) Last: 4/29/12 vs. Tacoma
H	4	(4x) Last: 5/25/22 @ Louisville
R	4	8/21/19 vs. Salem
HR	3	8/22/19 vs. Salem
RBI	5	(2x) Last: 8/24/21 vs. Springfield
BB	3	(3x) Last: 6/20/19 vs. Frederick
SB	3	(5x) Last: 4/22/22 @ Memphis
H	5	8/1/21 vs. South Bend
R	4	(3x) Last: 7/6/23 @ ACL Cubs
HR	1	(39x) Last: 7/30/23 @ Columbus
RBI	5	4/22/22 @ Frisco
BB	3	(4x) Last: 8/5/22 vs. Tulsa
SB	2	(2x) Last: 6/10/2

SO NICE, THEY DID IT TWICE (OR MORE)	MULTI-HIT GAMES					MULTI-RUN GAMES					MULTI-RBI GAMES					MULTI-BB GAMES					MULTI-K GAMES					MULTI-SB GAMES				
	2	3	4	5+	T	2	3	4	5+	T	2	3	4	5+	T	2	3	4	5+	T	2	3	4	5+	T	2	3	4	5+	T
19 Alexander, CJ	6	3	-	-	9	7	1	-	-	8	4	1	1	-	6	2	-	-	-	2	18	2	-	-	20	-	-	-	-	-
3 Bradley, Tucker	13	2	-	-	15	6	1	-	-	7	4	4	-	-	8	7	-	-	-	7	6	-	1	-	7	4	-	-	-	4
60 Briceño, José	1	-	-	-	1	-	-	-	-	-	-	-	-	-	-	-	-	-	-	-	1	1	-	-	2	-	-	-	-	-
17 Castellano, Angelo	9	4	-	-	13	7	-	-	-	7	7	2	-	-	9	5	2	-	-	7	8	1	-	-	9	1	-	-	-	1
6 Dungan, Clay	5	2	-	-	7	2	1	-	-	3	2	1	-	-	3	4	1	-	-	5	5	-	-	-	5	1	-	-	-	1
24 Eaton, Nate	12	3	-	-	15	3	2	-	-	5	6	-	-	-	6	1	-	-	-	1	10	2	-	-	12	1	1	-	-	2
28 Gentry, Tyler	19	1	2	-	22	3	3	-	-	6	6	4	1	1	12	9	2	-	-	11	13	8	-	-	21	-	-	-	-	-
11 Hechavarria, Adeiny	3	1	-	-	4	1	-	-	-	1	1	1	1	-	3	1	-	-	-	1	3	1	-	-	4	-	-	-	-	-
18 Hicklen, Brewer	8	2	-	-	10	10	1	-	-	11	4	2	-	-	6	4	-	-	-	4	13	2	-	-	15	-	-	-	-	-
13 Loftin, Nick	13	3	2	-	18	4	-	-	-	4	6	7	1	-	14	-	-	-	-	-	5	-	-	-	5	-	-	-	-	-
34 Mann, Devin	-	-	-	-	-	-	-	-	-	-	-	-	-	-	-	-	-	-	-	-	-	-	-	-	-	-	-	-	-	-
14 Porter, Logan	15	3	-	-	18	6	1	-	-	7	10	1	-	-	11	7	4	-	-	11	15	7	-	-	22	-	-	-	-	-
7 Rave, John	5	2	1	-	8	4	-	-	-	4	2	2	-	-	4	3	1	-	-	4	4	2	1	-	7	-	-	-	-	-
21 Velázquez, Nelson	-	-	-	-	-	-	-	-	-	-	-	-	-	-	-	-	-	-	-	-	1	-	-	-	1	-	-	-	-	-
Beatty, Matt	4	-	-	-	4	1	-	-	-	1	2	-	-	-	2	1	-	-	-	1	1	-	-	-	1	-	-	-	-	-
Blanco, Dairon	10	6	1	-	17	9	1	-	-	10	3	2	-	-	5	5	1	-	-	6	3	2	-	-	5	9	3	1	-	13
Camargo, Johan	5	-	-	-	5	-	-	-	-	-	1	-	-	-	-	3	-	-	-	3	1	-	-	-	1	-	-	-	-	-
Fermin, Freddy	1	1	1	-	3	3	1	-	-	4	1	1	-	1	3	2	1	-	-	3	2	-	-	-	2	-	-	-	-	-
Garcia, Maikel	4	1	-	-	5	2	-	-	-	2	2	2	-	-	4	3	1	-	-	4	2	1	-	-	3	-	-	-	-	-
Isbel, Kyle	3	-	-	-	3	1	-	-	-	1	1	1	-	-	2	1	-	-	-	1	1	-	-	-	1	-	-	-	-	-
Jenista, Greyson	-	-	-	-	-	-	-	-	-	-	-	-	-	-	-	-	-	-	-	-	2	-	-	-	2	-	-	-	-	-
Lopez, Nicky	1	-	-	-	1	-	-	-	-	-	-	-	-	-	-	1	-	-	-	1	-	-	-	-	-	-	-	-	-	-
Massey, Michael	-	-	-	-	-	1	-	-	-	1	-	-	-	-	-	-	-	-	-	-	1	-	-	-	1	-	-	-	-	-
Palacios, Jermaine	3	-	-	-	3	-	-	-	-	-	3	-	-	-	3	-	-	-	-	-	3	1	1	-	5	-	-	-	-	-
Pratto, Nick	-	1	-	-	1	1	-	-	-	1	2	-	-	-	2	3	-	-	-	3	2	1	-	-	3	-	-	-	-	-
Reetz, Jakson	4	2	-	-	6	-	-	-	-	-	1	-	-	1	2	2	-	-	-	2	5	2	1	-	8	-	-	-	-	-
Reyes, Franmil	-	-	-	-	1	1	-	-	-	1	-	-	-	-	1	-	-	-	-	-	1	1	-	-	2	-	-	-	-	-
Taylor, Samad	20	6	-	-	26	11	3	-	-	14	11	2	-	-	13	10	3	1	-	14	14	1	1	-	16	4	2	2	-	8
Wallace, Paxton	1	1	-	-	2	-	-	-	-	-	-	-	-	-	-	-	-	-	-	-	1	-	-	-	1	-	-	-	-	-
Waters, Drew	1	-	3	-	4	2	2	-	-	4	1	1	-	-	2	1	-	-	-	1	1	2	-	-	3	-	-	-	-	-
	167	44	10	0	221	85	17	0	0	102	81	34	4	3	122	75	16	1	0	92	140	39	5	0	184	20	6	3	0	29

HITTING STREAKS

PLAYER	CURRENT	LONGEST	DATES/RESULTS							
			START	END	AVG	2B	3B	HR	RBI	OPS
19 Alexander, CJ	-	5	4/29	5/6	.278 (5-18)	1	0	0	3	.611
3 Bradley, Tucker	-	6 (3x)	7/5	7/18	.348 (8-23)	3	1	1	2	1.096
60 Briceño, José	2	2 (3x)	7/29	8/4	.250 (2-8)	0	0	1	1	.958
17 Castellano, Angelo	-	3 (4x)	7/4	7/6	.545 (6-11)	2	1	0	2	1.454
6 Dungan, Clay	-	9	7/14	7/30	.344 (11-32)	3	1	0	3	.917
24 Eaton, Nate	-	7	5/28	6/4	.345 (10-29)	1	1	1	2	.939
28 Gentry, Tyler	-	5	4/5	4/9	.350 (7-20)	1	0	1	6	.967
11 Hechavarria, Adeiny	5	5	7/29	8/3	.263 (5-19)	1	0	1	4	.807
18 Hicklen, Brewer	2	8	6/13	6/22	.375 (12-32)	4	0	1	6	1.023
13 Loftin, Nick	-	12	5/16	5/30	.417 (20-48)	4	0	3	18	1.170
34 Mann, Devin	-	-	-	-	-	-	-	-	-	-
14 Porter, Logan	-	9	6/20	7/2	.387 (12-31)	2	0	0	8	.965
7 Rave, John	-	9	6/13	6/25	.406 (13-32)	4	1	2	10	1.255
21 Velázquez, Nelson	-	-	-	-	-	-	-	-	-	-

BOLD indicates longest streak in 2023 among active players

Italics indicates longest personal streak is active

Gold indicates career-best streak

ON-BASE STREAKS

CURRENT	LONGEST	DATES/RESULTS							
		START	END	AVG	2B	HR	BB	HBP	OBP
2	7	5/11	5/19	.250 (7-28)	2	3	3	0	.313
2	9	5/21	6/10	.344 (11-32)	3	1	7	0	.450
2	5	6/18	7/2	.235 (4-17)	0	0	2	1	.350
-	11	7/4	7/29	.389 (14-36)	4	1	6	0	.476
12	18	5/28	6/29	.316 (18-57)	1	0	14	1	.440
-	7 (2x)	7/5	7/16	.259 (7-27)	1	2	3	0	.323
5	11	6/7	6/21	.233 (10-43)	4	2	7	1	.346
5	5	7/29	8/3	.263 (5-19)	1	1	2	0	.333
8	16	6/8	6/30	.317 (20-63)	6	2	7	2	.397
2	16	5/10	5/30	.349 (22-63)	5	3	10	0	.427
2	2	8/3	8/4	.200 (1-5)	0	0	2	1	.500
-	30	5/24	7/5	.302 (32-106)	5	1	24	2	.433
4	20	6/13	7/9	.351 (26-74)	8	3	12	0	.437
-	-	-	-	-	-	-	-	-	-

PITCHES/PLATE APPEARANCE & PLATE APPEARANCE DEPTH

PLAYER	AVG. P/PA	TOTAL PA	TOTAL P	LONGEST PA (#)	DATE	INN.	PITCHER	RESULT
19 Alexander, CJ	4.04	227	916	9	7/21 vs. STP	▼ 3	Simeon Woods Richardson	Groundout (4-3)
3 Bradley, Tucker	3.90	234	913	10	4/29 @ NAS	▲ 3	Robert Stock	Groundout (4-3)
60 Briceño, José	3.34	50	167	7	6/21 @ ROC	▲ 2	Paolo Espino	Strikeout Swinging
17 Castellano, Angelo	4.05	269	1,090	12	7/28 @ COL	▲ 4	Randy Labaut	Walk
6 Dungan, Clay	4.02	186	748	10 (2x)	6/2 vs. MEM	▼ 10	Jake Walsh	Walk
24 Eaton, Nate	3.89	218	847	10 (2x)	7/5 @ GWN	▲ 9	Roel Ramirez	Groundout (5-3)
28 Gentry, Tyler	4.21	417	1,756	12	6/7 @ IND	▲ 9	Cody Bolton	Walk
11 Hechavarria, Adeiny	3.65	121	442	10	7/15 vs. IND	▼ 4	John O'Reilly	Walk
18 Hicklen, Brewer	3.83	227	869	10	6/3 vs. MEM	▼ 5	Zack Thompson	Strikeout Swinging
13 Loftin, Nick	3.39	266	902	9	7/15 vs. IND	▼ 7	Manuel Rodriguez	Popout, P3
34 Mann, Devin	4.13	8	33	7	8/3 @ LOU	▲ 8	Casey Legumina	Walk
14 Porter, Logan	4.07	351	1,429	9	6/15 vs. COL	▼ 6	Cade Smith	Strikeout Looking
7 Rave, John	4.28	166	711	8 (2x)	7/25 @ COL	▲ 8	Luis Oviedo	Walk
21 Velázquez, Nelson	3.92	12	47	7	8/3 @ LOU	▲ 6	Randy Wynne	Single
	3.95	2,752	10,870					

PINCH-HITTING LOG (20)

#	DATE	INNING	PINCH HITTER	HITTING FOR	RESULT
1.	4/5 vs. Toledo	▼ 9	CJ Alexander	Angelo Castellano	Fielder's Choice (4-6)
2.	4/14 @ Iowa	▲ 8	Tucker Bradley	Angelo Castellano	2-RBI Double
3.	4/18 vs. Gwinnett	▼ 9	Tucker Bradley	Angelo Castellano	Strikeout Looking
4.	4/29 @ Nashville	▲ 8	Logan Porter	CJ Alexander	Strikeout Swinging
5.	5/7 vs. Louisville	▼ 9	CJ Alexander	Angelo Castellano	Groundout (4-3)
6.	5/10 @ Scranton/WB	▲ 8	CJ Alexander	Angelo Castellano	Strikeout Swinging
7.	5/12 @ Scranton/WB	▲ 8	Brewer Hicklen	Tucker Bradley	Flyout (F9)
8.	5/20 vs. Toledo	▼ 9	Tucker Bradley	Angelo Castellano	Strikeout Swinging
9.	5/27 @ St. Paul	▲ 7	Clay Dungan	Samad Taylor	Groundout, 6-3
10.	6/28 vs. Iowa	▼ 9	Paxton Wallace	Adeiny Hechavarria	Strikeout Swinging
11.	7/3 vs. Iowa	▼ 9	Angelo Castellano	Jermaine Palacios	Strikeout Swinging
12.	7/4 @ Gwinnett	▲ 8	Samad Taylor	José Briceño	Strikeout Looking
13.	7/6 @ Gwinnett	▲ 9	Brewer Hicklen	Angelo Castellano	Flyout (F9)
14.	7/20 vs. St. Paul	▼ 9	John Rave	Jermaine Palacios	Strikeout Looking
15.	7/20 vs. St. Paul	▼ 9	CJ Alexander	Angelo Castellano	Flyout (F7)
16.	7/21 vs. St. Paul	▼ 8	Nick Loftin	Tucker Bradley	Strikeout Swinging
17.	7/22 vs. St. Paul	▼ 8	Clay Dungan	José Briceño	RBI Single
18.	7/26 @ Columbus	▲ 8	Logan Porter	José Briceño	Walk
19.	7/26 @ Columbus	▲ 8	Tucker Bradley	Jermaine Palacios	Strikeout Swinging
20.	7/28 @ Columbus	▲ 9	Tucker Bradley	Matt Beatty	Flyout (F8)

Omaha Pinch Hitters: 2-for-19, 2B, 3 RBI, 1 BB, 10 K

Most-Used Pinch Hitter:

Tucker Bradley (5x)

Most Frequently Pinch-Hit For:

Angelo Castellano (8x)

PITCH TIMER VIOLATIONS CALLED ON OMAHA HITTERS (8)

DATE	INNING	UMPIRE	HITTER	COUNT AT CALL	BATTER RESULT (COUNT)
1. April 12 @ Iowa	▲ 9	Tom Hanahan	Samad Taylor (1)	0-1	Single (0-2)
2. June 3 vs. Memphis	▼ 8	Cody Clark	Johan Camargo (1)	0-0	Strikeout (0-2)
3. June 6 @ Indianapolis	▲ 1	Lew Williams	Dairon Blanco (1)	0-2	Strikeout (0-3)
4. June 20 @ Rochester	▲ 9	Steven Jaschinski	Tyler Gentry (1)	0-0	Strikeout

PITCHING

vs. Left-Handed Starter	13-17
vs. Right-Handed Starter	37-35
WITH Left-Handed Starter	26-26
WITH Right-Handed Starter	24-26
0-4 strikeouts	3-2
5-9 strikeouts	25-32
10+ strikeouts	22-18
0 runs of support	2-16
1-2 runs of support	14-23
3-4 runs of support	16-9
5-9 runs of support	15-4
10+ runs of support	2-0

SCORING

1-Run Games	9-15
2-Run Games	11-5
3-4-Run Games	15-13
5+ Run Games	15-19
Extra Innings	2-2
Shutouts	2-1
Doubleheaders	1-1 (1 SPLIT)
Scoring 0-2 Runs	2-20
3-5 Runs	11-21
6-9 Runs	26-10
10+ Runs	11-1
Opponent 0-2 Runs	19-0
3-5 Runs	19-14
6-9 Runs	12-27
10+ Runs	0-11
Scored in 1st Inning	23-11
Opponent scored in 1st	20-19
Scores first	31-21
Opponent scores first	19-31

HITTING

Omaha 0-5 hits	4-17
6-9 hits	16-21
10+ hits	30-14
Opponent 0-5 hits	10-4
6-9 hits	28-18
10+ hits	12-30
Out-hit opponent	35-12
Out-hit by opponent	11-35
Hits are tied	4-5
Hit 0 home runs	15-22
1 home run	15-20
2 home runs	8-7
3+ home runs	12-3
Opponent hit 0 home runs	20-8
1 home run	17-19
2 home runs	9-13
3+ home runs	4-12
Leave 0-5 runners on base	11-19
6-9 on base	29-23
10+ on base	10-10
Opponent leaves 0-5 runners on base	9-13
6-9 on base	25-32
10+ on base	16-7
Steals 0 bases	13-22
1 base	7-11
2 bases	13-10
3+ bases	17-9
Opponent steals 0 bases	22-20
1 base	18-15
2 bases	8-9
3+ bases	2-8

FIELDING

Turned 0 double plays	19-20
1 double play	20-21
2 double plays	6-9
3+ double plays	5-2
Made 0 errors	34-18
1 error	11-24
2 errors	3-5
3+ errors	2-5
Opponent made 0 errors	23-28
1 error	15-14
2 errors	8-9
3+ errors	4-1

TEAM HIGHS

LONGEST WIN STREAK *	11 Games	June 6 - June 18
LONGEST LOSING STREAK	5 Games (2x)	Last: July 2 - July 6
LONGEST HOME WINNING STREAK	6 Games	June 13 - June 18
LONGEST HOME LOSING STREAK	3 Games (3x)	Last: June 13 - June 15
LONGEST ROAD WINNING STREAK	5 Games (2x)	Last: June 6 - June 10
LONGEST ROAD LOSING STREAK	4 Games	August 1 - August 4
LARGEST MARGIN OF VICTORY	11 Runs	4/1 @ Indianapolis (12-1 Win)
LARGEST MARGIN OF DEFEAT	13 Runs (2x)	Last: 5/27 @ St. Paul (14-1 Loss)
LONGEST GAME, INNINGS	11 Innings	5/11 @ Scranton/Wilkes-Barre (4-3 Win)
LONGEST GAME, TIME	3:23	6/2 vs. Memphis (10-9 Win, 10 Innings)
LONGEST 9-INNING GAME, TIME	3:17	6/8 @ Indianapolis (15-7 Win)
SHORTEST 9-INNING GAME, TIME	2:00	7/18 vs. St. Paul (1-9 Win)
SHORTEST GAME, TIME	1:46	7/2 vs. Iowa, G2 (6-2 Loss)
LARGEST COMEBACK WIN	6 Runs, After 4th	5/6 vs. Louisville (11-9 Win)
LARGEST MARGIN OF LEAD SURRENDERED (LOSS)	5 Runs, After 7th	6/4 vs. Memphis (6-5 Loss)
MOST ERRORS, TEAM	3 (7x)	Last: 8/3 @ Louisville (11-2 Loss)
MOST ERRORS, PLAYER	3 Angelo Castellano	5/27 @ St. Paul (14-1 Loss)
LARGEST CROWD, HOME	9,023	7/3 vs. Iowa (7-6 Loss)
LARGEST CROWD, ROAD	11,084	7/25 @ Columbus (10-2 Loss)
WARMEST FIRST PITCH	90 Degrees	8/4 @ Louisville (8-3 Loss)
COLDEST FIRST PITCH	35 Degrees	4/5 vs. Toledo (7-6 Loss)

OFFENSIVE HIGHS

MOST RUNS SCORED, GAME	16	5/17 vs. Toledo (16-8 Win)
MOST RUNS SCORED, INNING	10, 5th Inning	6/8 @ Indianapolis (15-7 Win)
MOST CONSECUTIVE INNINGS SCORED	5 (2x)	Last: 4th-8th Innings, 5/17 vs. Toledo (16-8 Win)
FEWEST HITS, GAME	2	5/20 vs. Toledo (4-1 Loss)
MOST HITS, GAME	18	5/17 vs. Toledo (16-8 Win)
MOST DOUBLES, GAME	7	5/17 vs. Toledo (16-8 Win)
MOST TRIPLES, GAME	2 (5x)	7/6 @ Gwinnett (9-6 Loss)
MOST HOME RUNS, GAME	5	7/30 @ Columbus (7-5 Win)
MOST EXTRA-BASE HITS, GAME	10	5/17 vs. Toledo (16-8 Win)
MOST RBI, GAME	15 (2x)	Last: 6/8 @ Indianapolis (15-7 Win)
MOST RUNNERS LOB, GAME	15	5/16 vs. Toledo (9-2 Loss)
MOST TOTAL BASES, GAME	34	5/17 vs. Toledo (16-8 Win)
MOST WALKS, GAME	11 (2x)	Last: 6/8 @ Indianapolis (15-7 Win)
MOST STRIKEOUTS, GAME	16	5/20 vs. Toledo (4-1 Loss)
FEWEST STRIKEOUTS, GAME	3 (3x)	Last: 7/30 @ Columbus (7-5 Win)
MOST STOLEN BASES, GAME	7	5/26 @ St. Paul (6-4 Win)
MOST HIT BY PITCHES	4	5/6 vs. Louisville (11-9 Win)
MOST DOUBLE PLAYS GROUND INTO, GAME	4 (3x)	Last: 5/28 @ St. Paul (10-6 Loss)

INDIVIDUAL OFFENSIVE HIGHS

MOST RUNS, GAME	3 (17x)	Last: Tyler Gentry, 7/29 @ Columbus (6-3 Loss)
MOST HITS, GAME	4 (10x)	Last: Tyler Gentry, 7/29 @ Columbus (6-3 Loss)
MOST DOUBLES, GAME	2 (16x)	Last: Nick Loftin, 7/27 @ Columbus (5-2 Win)
MOST TRIPLES, GAME	1 (17x)	Last: Clay Dungan, 7/23 vs. St. Paul (3-1 Win)
MOST HOME RUNS, GAME	2 (5x)	Last: Brewer Hicklen, 7/14 vs. Indianapolis (13-5 Loss)
MOST TOTAL BASES, GAME	13	Drew Waters, 5/21 vs. Toledo (8-4 Win)
MOST RBI, GAME	6	Freddy Fermin, 4/8 vs. Toledo (13-8 Win)
MOST WALKS, GAME	4	Samad Taylor, 7/26 @ Columbus (5-2 Win)
MOST STRIKEOUTS, GAME	4 (5x)	Last: John Rave, 7/29 @ Columbus (6-3 Loss)
MOST STOLEN BASES, GAME ^	4 (3x)	Last: Samad Taylor, 7/5 @ Gwinnett (8-7 Loss, 10 Innings)
MOST HIT BY PITCHES, GAME	2 (2x)	Last: Dairon Blanco, 5/25 @ St. Paul (8-6 Loss)
MOST SACRIFICE FLIES, GAME	2 (2x)	Last: Samad Taylor, 4/30 @ Nashville (10-6 Win)
MOST DOUBLE PLAYS GROUND INTO, GAME	2 (4x)	Last: Brewer Hicklen, 5/28 @ St. Paul (10-6 Loss)

PITCHING HIGHS

MOST RUNS ALLOWED, GAME	14 (3x)	Last: 5/27 @ St. Paul (14-1 Loss)
MOST RUNS ALLOWED, INNING	9, 7th Inning	5/28 @ St. Paul (10-6 Loss)
FEWEST HITS ALLOWED, GAME	2	7/18 vs. St. Paul (1-9 Win)
MOST HITS ALLOWED, GAME	18	5/9 @ Scranton/Wilkes-Barre (14-2 Loss)
MOST TOTAL BASES ALLOWED, GAME	34 (2x)	Last: 5/9 @ Scranton/Wilkes-Barre (14-2 Loss)
FEWEST STRIKEOUTS, GAME	3	4/18 vs. Gwinnett (4-1 Loss)
MOST STRIKEOUTS, GAME	15	5/11 @ Scranton/Wilkes-Barre (11 Innings)
FEWEST WALKS ALLOWED, GAME	0 (2x)	Last: 7/23 vs. St. Paul (3-1 Win)
MOST WALKS ALLOWED, GAME	12	6/28 vs. Iowa (9-2 Loss)
MOST HOME RUNS ALLOWED, GAME	6 (2x)	Last: 5/31 vs. Memphis (9-4 Loss)
MOST WILD PITCHES	4 (2x)	Last: 7/19 vs. St. Paul (9-4 Loss)
MOST HIT BATTERS *	5	7/19 vs. St. Paul (9-4 Loss)

INDIVIDUAL PITCHING HIGHS

MOST RUNS ALLOWED, GAME	11, Jonathan Heasley	4/13 @ Iowa (14-1 Loss)
MOST EARNED RUNS ALLOWED, GAME ^	11, Jonathan Heasley	4/13 @ Iowa (14-1 Loss)
FEWEST HITS ALLOWED, GAME (STARTER)	1 (7x)	Last: Evan Sisk (2.1 IP), 8/1 @ Louisville (3-2 Loss)
MOST HITS ALLOWED, GAME	11, Jonathan Heasley	5/21 vs. Toledo (8-6 Win)
MOST HOME RUNS ALLOWED, GAME ^	5 (2x)	Last: Austin Cox, 5/31 vs. Memphis (9-4 Loss)
MOST STRIKEOUTS	9, Ryan Yarbrough	6/29 vs. Iowa (8-3 Win)
MOST CONSECUTIVE STRIKEOUTS	5, Ryan Yarbrough	6/29 vs. Iowa (8-3 Win)
MOST WALKS ALLOWED, GAME	5 (4x)	Last: Drew Parrish, 8/3 @ Louisville (11-2 Loss)
MOST HIT BATTERS, GAME	3, Jonah Dipoto	7/19 vs. St. Paul (9-4 Loss)
MOST WILD PITCHES, GAME	3, Jackson Kowar	7/19 vs. St. Paul (9-4 Loss)
MOST INNINGS PITCHED, STARTER	7.0, Jonathan Heasley	4/19 vs. Gwinnett (6-2 Loss)
MOST PITCHES THROWN, STARTER	104, Jonathan Heasley	4/25 @ Nashville (8-3 Loss)
MOST INNINGS PITCHED, RELIEVER	4.1 (2x)	Last: Jonathan Bowlan, 7/2 vs. Iowa, G1 (11-1 Win)
MOST PITCHES THROWN, RELIEVER	94, Jonathan Bowlan	7/2 vs. Iowa, G1 (11-1 Win)

^ Indicates Storm Chasers Record Tied

* Indicates Storm Chasers Record Set

STATCAST LEADERS (TOP 10)

LONGEST MEASURED HOMER DISTANCE			HIGHEST BATTED BALL EXIT VELOCITY			HIGHEST PITCH VELOCITY			HIGHEST PITCH SPIN RATE		
Player	Distance (Pitcher)	Date	Player	Exit Velo (Batted Ball Type)	Date	Player	Pitch Velo (Pitch Result)	Date	Player	Spin Rate (Pitch Type)	Date
Tyler Gentry	471 (2-Run off Connor Thomas)	5/30 vs. MEM	CJ Alexander	115.3 (Double vs. Reese Olson)	4/7 vs. TOL	Will Klein	100.7 (Richie Martin, Foul Ball)	6/21 @ ROC	Jonah Dipoto	3,340 (94.6MPH Sinker vs. George Valera)	7/29 @ COL
Dairon Blanco	455 (Solo off Simeon Woods Richardson)	5/23 @ STP	Drew Waters	111.8 (Double vs. Sam Clay)	5/19 vs. TOL	Steven Cruz	100.3 (Zack Collins, Called Strike)	7/29 @ COL	Josh Dye	3,329 (81.2MPH Changeup vs. Joe Hudson)	4/21 vs. GWN
Brewer Hicklen	443 (3-Run off Miguel Diaz)	5/18 vs. TOL	Brewer Hicklen	111.7 (Single vs. Kent Emanuel)	6/9 @ IND	Steven Cruz	100.3 (Oscar Gonzalez, Foul Ball)	7/25 @ COL	Jon Heasley	3,090 (93.8MPH 45-Fastball vs. Abraham Toro)	4/30 @ NAS
Adair Hefner	433 (2-Run off Peyton Battenfield)	7/30 @ COL	Jose Briceño	111.5 (Groundout vs. Jared Jones)	7/16 vs. IND	Will Klein	100.3 (Jake Slaughter, Strikeout)	7/3 vs. IOW	Josh Staumont	3,058 (81.0MPH Curveball vs. Miguel Andujar)	3/31 @ IND
Nick Loftin	433 (3-Run off Brent Headrick)	5/24 @ STP	CJ Alexander	110.6 (Lineout vs. Cody Bolton)	6/10 @ IND	Steven Cruz	100.2 (Brayan Rocio Foul Ball)	7/29 @ COL	Jonah Dipoto	3,038 (80.6MPH Slider vs. Nick Martin)	8/2 @ LOU
Tyler Gentry	431 (3-Run off Hunter Stratton)	6/10 @ IND	Brewer Hicklen	110.4 (Double vs. Robert Gasser)	4/30 @ NAS	Will Klein	100.2 (Richie Martin, Foul Ball)	6/21 @ ROC	Jonah Dipoto	3,028 (82.2MPH Slider vs. Vaughn Grissom)	7/4 @ GWN
Brewer Hicklen	428 (2-Run off Juan Minaya)	7/14 vs. IND	CJ Alexander	109.9 (Home vs. Mitch Spence)	5/14 @ SWB	Will Klein	100.2 (Zack Collins, Strikeout)	6/14 vs. COL	Jonah Dipoto	3,027 (81.0MPH Slider vs. Alejo Lopez)	8/2 @ LOU
Freddy Fermin	428 (2-Run off Ashton Goudeau)	4/8 vs. TOL	Dairon Blanco	109.6 (Double Play vs. Kervin Castro)	4/7 vs. TOL	Steven Cruz	100.0 (Brayan Rocio Foul Ball)	7/29 @ COL	James McArthur	3,021 (82.8MPH Curveball vs. Jhonkensy Noel)	7/27 @ COL
Brewer Hicklen	426 (Solo off Ryan Loutos)	6/1 vs. MEM	Brewer Hicklen	109.5 (Home vs. D.J. Snelten)	5/14 @ SWB	Will Klein	99.9 (Matt Mervis, Strikeout)	7/3 vs. IOW	Jonah Dipoto	3,010 (80.5MPH Curveball vs. Kramer Robertson)	5/31 vs. MEM
Johan Camargo	426 (Solo off Randy Dobnak)	5/27 @ STP	Brewer Hicklen	109.4 Groundout vs. Tyler Chatwood)	6/10 @ IND	Steven Cruz	99.7 (Daniel Schneemann Foul Ball)	7/29 @ COL	Jonah Dipoto	3,008 (80.8MPH Slider vs. Masyn Winn)	5/31 vs. MEM

THE LAST TIME OMAHA...

THREW A PERFECT GAME	
THREW A 9-INNING NO-HITTER	6/20/1988 vs. Columbus (Luis Aquino, 2-0 win)
THREW A 7-INNING NO-HITTER	7/13/1990 @ Iowa [G1] (Gene Walter, 3-0 win)
THREW A COMBINED NO-HITTER	4/17/1997 vs. Oklahoma City (Jim Converse and Allen McMill, 2-0 win)
THREW A COMBINED 1-HITTER (9 Innings)	8/26/2019 vs. Nashville (5-0 Win) Pitchers: Arnaldo Hernandez (8.0 IP), Gabe Speier (1.0 IP)
THREW A COMBINED 1-HITTER (7 Innings)	
THREW A COMBINED 2-HITTER (9 Innings)	7/18/2023 vs. St. Paul (1-0 Win) Pitchers: Anthony Veneziano (5.0 IP), James McArthur (2.2 IP) & Walter Pennington (1.1 IP)
THREW A COMBINED 2-HITTER (7 Innings)	
GOT NO-HIT (9 INNINGS)	June 7, 2017 vs. Nashville (4-0 Loss) Pitchers: Chris Smith, Sean Doolittle, Tucker Healy and Simon Castro,
GOT NO-HIT (LESS THAN 9 INNINGS)	8/15/2021 vs. Iowa (10-0 Loss)
GOT 1-HIT	5/20/2023 vs. Toledo (4-1 Loss)
GOT 2-HIT	
THREW A COMBINED 9-INNING SHUTOUT	7/18/2023 vs. St. Paul (1-0 Win) Pitchers: Anthony Veneziano (5.0 IP), James McArthur (2.2 IP) & Walter Pennington (1.1 IP)
THREW SHUTOUTS IN 3 STRAIGHT GAMES	8/7/2018 vs. Salt Lake and 8/9 and 8/10/2018 @ Round Rock (5-0, 9-0, 2-0)
THREW BACK-TO-BACK SHUTOUTS	8/9 and 8/10/2018 @ Round Rock (9-0 Win & 2-0 Win)
GOT SHUT OUT (9 INNINGS)	4/26/2023 @ Nashville (5-0 Loss)
GOT SHUT OUT IN BACK-TO-BACK GAMES	7/23 and 7/24/2022 vs. Iowa (10-0 Loss, 7-0 Loss)
GOT SHUT OUT IN 3 STRAIGHT GAMES	N/A (Since 2005)
GOT SHUT OUT (LESS THAN 9 INNINGS)	5/28, 2022 @ Louisville [G2] (3-0 Loss)
HAD A 11-GAME WINNING STREAK	June 6 to June 18, 2023
HAD A 10-GAME WINNING STREAK	June 5 to June 16, 2012
HAD A 9-GAME WINNING STREAK	May 22 to June 1, 2021
HAD A 8-GAME WINNING STREAK	May 23 to May 30, 2010
HAD A 7-GAME WINNING STREAK	July 21 to July 26, 2015
HAD A 6-GAME WINNING STREAK	August 25 to August 31, 2021
LOST 10 GAMES IN A ROW	August 6 to August 16, 2006
LOST 8 GAMES IN A ROW	June 6 to June 14, 2019
LOST 7 GAMES IN A ROW	April 20 to April 28, 2019
LOST 6 GAMES IN A ROW	May 4 to May 9, 2018
STRUCK OUT 19+ OPPOSING HITTERS	5/6/2021 vs. St. Paul (19)
STRUCK OUT 17+ OPPOSING HITTERS	5/6/2021 vs. St. Paul (19)
STRUCK OUT 15+ OPPOSING HITTERS	5/11/2023 @ Scranton/Wilkes-Barre (15)
STRUCK OUT 10+ OPPOSING HITTERS	8/2/2023 @ Louisville (11)
SCORED 20+ RUNS IN ONE GAME	7/4/2022 vs. Toledo (20)
SCORED 15+ RUNS IN ONE GAME	6/8/2023 @ Indianapolis (15)
SCORED 10+ RUNS IN ONE GAME	7/3/2023 vs. Iowa, G1 (11)
ALLOWED 20+ RUNS IN ONE GAME	9/11/2021 @ St. Paul (21)
ALLOWED 15+ RUNS IN ONE GAME	9/11/2022 vs. Indianapolis (19)
ALLOWED 10+ RUNS IN ONE GAME	8/3/2023 @ Louisville (11)
HAD 27+ HITS IN ONE GAME	7/4/2022 vs. Toledo (27)
HAD 25+ HITS IN ONE GAME	7/4/2022 vs. Toledo (27)
HAD 20+ HITS IN ONE GAME	7/4/2022 vs. Toledo (27)
HAD 15+ HITS IN ONE GAME	7/3/2023 vs. Iowa, G1 (16)
HAD 10+ HITS IN ONE GAME	7/29/2023 @ Columbus (11)
ALLOWED 22+ HITS IN ONE GAME	8/2/2019 @ Reno (23)
ALLOWED 20+ HITS IN ONE GAME	8/2/2019 @ Reno (23)
ALLOWED 15+ HITS IN ONE GAME	5/27/2023 @ St. Paul (16)
ALLOWED 10+ HITS IN ONE GAME	8/4/2023 @ Louisville (12)
WALKED 14+ TIMES IN ONE GAME	4/14/2022 vs. Louisville (14)
WALKED 10+ TIMES IN ONE GAME	7/26/2023 @ Columbus (10)
WALKED 8+ TIMES IN ONE GAME	7/26/2023 @ Columbus (10)
ALLOWED 13+ WALKS IN ONE GAME	5/8/2007 vs. Sacramento (13)
ALLOWED 10+ WALKS IN ONE GAME	7/19/2023 vs. St. Paul (11)
ALLOWED 8+ WALKS IN ONE GAME	8/4/2023 @ Louisville (8)
HIT 9+ HOME RUNS IN A GAME	7/3/2022 vs. Toledo (9)
HIT 7+ HOME RUNS IN A GAME	7/3/2022 vs. Toledo (9)
HIT 5+ HOME RUNS IN A GAME	7/30/2023 @ Columbus (5)
HIT 3+ HOME RUNS IN A GAME	7/30/2023 @ Columbus (5)
ALLOWED 7+ HOME RUNS IN A GAME	9/5/2021 vs. Toledo (7)
ALLOWED 5+ HOME RUNS IN A GAME	5/31/2023 vs. Memphis (6)
ALLOWED 3+ HOME RUNS IN A GAME	7/28/2023 @ Columbus (4)
HAD 2 PLAYERS HIT 2 HOME RUNS IN A GAME	Nate Eaton & Roman Quinn, 7/4/2022 vs. Toledo (20-6 win)
HIT BACK-TO-BACK HOME RUNS	4/5/2023 vs. Toledo, 6th inning (7-6 loss) Tyler Gentry (3-run) & Logan Porter (solo)
HIT 3 STRAIGHT HOME RUNS	5/21/2021 @ Iowa, 9th Inning (9-8 loss) Anderson Miller (2-run), Sebastian Rivero (solo), Gabriel Cancel (solo)
SCORED 10+ RUNS IN AN INNING	10 Runs, 5th Inning - 6/8/2023 @ Indianapolis (15-4 win)
SCORED 7+ RUNS IN AN INNING	7 Runs, 4th Inning - 9/17/2023 vs. Columbus (13-4 win)
SCORED 5+ RUNS IN AN INNING	5 Runs, 5th Inning - 7/30/2023 @ Columbus (7-5 win)
SCORED 5+ RUNS IN AN EXTRA INNING	6 Runs, 11th Inning - 8/3/2021 @ Columbus (11-7 win)
ALLOWED 10+ RUNS IN AN INNING	10 Runs, 6th Inning - 7/16/2012 vs. Oklahoma City (16-6 loss)
ALLOWED 7+ RUNS IN AN INNING	7 Runs, 5th Inning - 7/25/2023 @ Columbus (10-2 loss)
ALLOWED 5+ RUNS IN AN INNING	5 Runs, 2nd Inning - 8/3/2023 @ Louisville (11-2 loss)
ALLOWED 5+ RUNS IN AN EXTRA INNING	6 Runs, 12th Inning - 7/7/2017 vs. Colorado Springs (8-4 loss)
WON A GAME BY 15+ RUNS	14 Runs - 7/4/2023 vs. Toledo (20-6 win)
WON A GAME BY 10+ RUNS	10 Runs - 7/3/2023 vs. Iowa, G1 (11-1 win)
LOST A GAME BY 15+ RUNS	16 Runs - 9/11/2022 vs. Indianapolis, (19-3 loss)
LOST A GAME BY 10+ RUNS	13 Runs - 5/27/2023 @ St. Paul (14-1 loss)
SCORED 12+ RUNS IN CONSECUTIVE GAMES	9/25/2021 and 9/26/2021 vs. Indianapolis (12-3 Win & 17-12 loss)
SCORED 10+ RUNS IN CONSECUTIVE GAMES	6/26/2022 vs. Columbus & 6/28/2022 @ St. Paul (17-4 Win, 11-2 win)
SCORED JUST ONE RUN WITHOUT AN RBI	5/4/2019 vs. Iowa (6-1 loss)
SCORED MULTIPLE RUNS WITHOUT AN RBI	4/30/2018 @ Iowa (10-3 loss)
SCORED MORE RUNS THAT RECORDED HITS	6/14/2023 vs. Columbus (6-1 win, 6 runs on 5 hits)
TURNED 6 DOUBLE PLAYS IN ONE GAME	8/25/08 vs. New Orleans
TURNED 5 DOUBLE PLAYS IN ONE GAME	4/1/2023 @ Indianapolis
TURNED 4 DOUBLE PLAYS IN ONE GAME	5/9/2023 @ Scranton/Wilkes-Barre
TURNED 3+ DOUBLE PLAYS IN ONE GAME	6/16/2023 vs. Columbus (3)
TURNED A TRIPLE PLAY	5/13/2023 @ Scranton/WB, 5th Inning (8-6 loss) 6-4-3 (Fielders: Angelo Castellano to Samad Taylor to CJ Alexander to Nick Loftin) Batter: Ben Rortvedt
HIT INTO A TRIPLE PLAY	7/9/2023 @ Gwinnett, Adeiny Hechavarria, 7th Inning (8-1 loss) 5-4-3 (Fielders: Daniel Robertson to Vaughn Grissom to Joe Dunand)
COMMITTED 6 ERRORS	5/10/2012 @ Sacramento
COMMITTED 5 ERRORS	4/16/2006 @ Memphis
COMMITTED 4 ERRORS	6/29/2022 @ St. Paul
COMMITTED 3+ ERRORS	8/3/2023 @ Louisville (3)
EVERY STORM CHASER IN THE STARTING LINEUP HAD A HIT	6/29/2023 vs. Iowa
EVERY STORM CHASER IN THE STARTING LINEUP SCORED A RUN	6/17/2023 vs. Columbus
EVERY STORM CHASER IN THE STARTING LINEUP HAD A HIT AND SCORED A RUN	
LINEUP BATTED AROUND TWICE IN ONE GAME	3rd and 4th Innings - 6/17/2023 vs. Columbus
WON ON THE LAST AT-BAT OF THE GAME (WALK-OFF WIN)	7/21/2023 vs. St. Paul (5-4 Win, 9 innings)
LOST ON THE LAST AT-BAT OF THE GAME (WALK-OFF LOSS)	8/2/2023 @ Louisville (5-4 Loss, 9 innings)
PLAYED BACK-TO-BACK EXTRA-INNING GAMES	7/2 and 7/3/2019 @ Round Rock (7-6 Loss & 9-8 Loss, both 10 innings)
WON BOTH GAMES OF A DOUBLEHEADER	8/22/2022 vs. Scranton/Wilkes-Barre (9-4 Win & 12-10 Win)
PITCHED SHUTOUTS IN BOTH GAMES OF A DOUBLEHEADER	N/A (Since 2005)
LOST BOTH GAMES OF A DOUBLEHEADER	8/29/2018 vs. Colorado Springs (3-2 Loss & 7-0 Loss)
SHUT OUT IN BOTH GAMES OF A DOUBLEHEADER	6/2/2013 vs. Memphis (7-0 Loss, 5-0 Loss)
OPPOSING HITTER HAD A 3-HOMER GAME	Christian Encarnacion-Strand, 5/4/2023 vs. Louisville
OPPOSING HITTER HIT FOR THE A CYCLE	Matt McClain, 5/4/2023 vs. Louisville

THE LAST TIME AN OMAHA HITTER...

HAD 6 HITS IN ONE GAME	Matt Diaz, 7/27/2005 @ Portland
HAD 5 HITS IN ONE GAME	Dairon Blanco, 9/15/2022 @ Columbus
HAD 4 HITS IN ONE GAME	Tyler Gentry, 7/29/2023 @ Columbus
HAD 3 HITS IN ONE GAME	Angelo Castellano, 8/4/2023 @ Louisville
HIT 2 HOME RUNS IN ONE GAME	Ryan McBroom, 6/13/2021 @ St. Paul
HIT 3 HOME RUNS IN ONE GAME	Brewer Hicklen, 9/23/2005 vs. Indianapolis
HIT 2 TRIPLES IN ONE GAME	Angel Franco, 5/6/2016 @ Iowa
HIT 4 DOUBLES IN ONE GAME	Jordan Parraz, 5/18/2010 @ Las Vegas
HIT 3 DOUBLES IN ONE GAME	Dairon Blanco, 9/15/2022 @ Columbus
HIT 2 DOUBLES IN ONE GAME	Nick Loftin, 7/27/2023 @ Columbus
HIT 2 SACRIFICE FLIES IN ONE GAME	Samad Taylor, 4/30/2023 @ Nashville
HIT A GRAND SLAM	Adeiny Hechavarria, 6/22/2023 @ Rochester
HIT AN INSIDE-THE PARK HOME RUN	John Rave, 6/18/2023 vs. Columbus
LED OFF A HOME GAME WITH A HOME RUN	Nate Eaton, 6/17/2023 vs. Columbus
LED OFF A ROAD GAME WITH A HOME RUN	Drew Waters, 8/16/2022 @ Louisville
HIT A PINCH-HIT HOME RUN	Elier Hernández, 5/22/2019 vs. Iowa
HIT A WALK-OFF HOME RUN	Nate Eaton, 5/31/2022 vs. Indianapolis
HIT A WALK-OFF GRAND SLAM	Jimmy Goveas, 5/27/2022 vs. Columbus
HIT A WALK-OFF PINCH-HIT HOME RUN	Chad Santos, 8/23/2005 vs. New Orleans
HIT FOR THE CYCLE	Jimmy Paredes, 5/12/2014 vs. New Orleans
HAD 11 RBI IN ONE GAME	Mike Moustakas, 8/30/2010 vs. Round Rock
HAD 9 RBI IN ONE GAME	Brett Eibner, 4/9/2014 vs. Memphis
HAD 8 RBI IN ONE GAME	Jimmy Paredes, 5/12/2014 vs. New Orleans
HAD 7 RBI IN ONE GAME	Brett Hayes, 4/14/2013 vs. Nashville
HAD 6 RBI IN ONE GAME	Freddy Fermin, 4/8/2023 vs. Toledo
HAD 5 RBI IN ONE GAME	Tyler Gentry, 6/8/2023 @ Indianapolis
HAD 4 RBI IN ONE GAME	Adeiny Hechavarria, 6/22/2023 @ Rochester
SCORED 5 RUNS IN ONE GAME	Brett Eibner, 5/12/2014 vs. New Orleans
SCORED 4 RUNS IN ONE GAME	Maikel Garcia, 9/15/2022 @ Columbus
SCORED 3 RUNS IN ONE GAME	Tyler Gentry, 7/29/2023 @ Columbus
WALKED 4 TIMES IN ONE GAME	Samad Taylor, 7/26/2023 @ Columbus
WALKED 3 TIMES IN ONE GAME	Samad Taylor, 7/7/2023 @ Gwinnett
STOLE 4 BASES IN ONE GAME	Samad Taylor, 7/5/2023 @ Gwinnett
STOLE 3 BASES IN ONE GAME	Dairon Blanco, 6/10/2023 @ Indianapolis
STOLE 2 BASES IN ONE GAME	Samad Taylor, 7/21/2023 vs. St. Paul
STRUCK OUT 5 TIMES IN ONE GAME	Drew Waters, 8/10/2022 @ Toledo
STRUCK OUT 4 TIMES IN ONE GAME	John Rave, 7/29/2023 @ Columbus
STRUCK OUT 3 TIMES IN ONE GAME	Logan Porter, 8/2/2023 @ Louisville
REACHED BASE 5 TIMES IN ONE GAME	Nicky Lopez, 7/27/2018 @ Fresno
REACHED BASE 4 TIMES IN ONE GAME	Tyler Gentry, 7/29/2023 @ Columbus John Rave, 7/28/2023 @ Columbus
REACHED BASE IN EVERY TRIP TO THE PLATE (6 PA)	Brett Eibner, 4/9/2014 vs. Memphis
REACHED BASE IN EVERY TRIP TO THE PLATE (5 PA)	Tyler Gentry, 7/29/2023 @ Columbus
REACHED BASE IN EVERY TRIP TO THE PLATE (4 PA)	John Rave, 7/28/2023 @ Columbus
REACHED BASE IN EVERY TRIP TO THE PLATE (3 PA)	Angelo Castellano, 8/2/2023 @ Louisville
HAD 2 HOME RUNS IN THE SAME INNING	Brett Eibner: 5th Inning, 5/12/2015 vs. Memphis Clay Duncan: 6th Inning, 6/26/2022 vs. Columbus
HAD 2 DOUBLES IN THE SAME INNING	Angelo Castellano: 3rd Inning, 7/2/2023 vs. Iowa [G1]
HAD 2 HITS IN THE SAME INNING	Samad Taylor: 5th Inning, 6/8/2023 @ Indianapolis
HAD 2 WALKS IN THE SAME INNING	Angelo Castellano: 3rd Inning, 7/2/2023 vs. Iowa [G1]
REACHED 2 TIMES IN THE SAME INNING	Dairon Blanco & Samad Taylor: 5th Inning, 6/8/2023 @ Indianapolis
SCORED 2 RUNS IN THE SAME INNING	
HIT HOME RUNS IN 6 STRAIGHT GAMES	Steve Sisco, June 13 to June 21, 1998
HIT HOME RUNS IN 5 STRAIGHT GAMES	Cory Aldridge, July 27 to August 8, 2009
HIT HOME RUNS IN 4 STRAIGHT GAMES	Nick Pratto, August 19 to August 22, 2021
HIT HOME RUNS IN 3 STRAIGHT GAMES	Brent Rooker, September 23 to September 26, 2022
HIT HOME RUNS IN BACK-TO-BACK GAMES	CJ Alexander, June 7 and 8, 2023
HIT HOME RUNS IN BOTH GAMES OF A DOUBLEHEADER	Nick Pratto, 4/7/2022 @ Indianapolis
HIT HOME RUNS FROM BOTH SIDES OF THE PLATE, GAME	Tim Raines Jr., 8/20/2009 @ Tacoma
HIT HOME RUN IN FIRST OMAHA AT-BAT	Jakson Reetz, 8/28/2022 vs. Scranton/WB [G1]
HAD 2+ HITS IN 7 STRAIGHT GAMES	Johnny Giavotella, August 3 to August 14, 2014
HAD 2+ HITS IN 6 STRAIGHT GAMES	Dairon Blanco, September 10 to September 17, 2022
HAD 2+ HITS IN 5 STRAIGHT GAMES	MJ Melendez, September 25 to October 2, 2021
HAD A 20+ GAME HITTING STREAK	Frank Schwindel, 20 Games: July 22 to August 13, 2018
HAD A 18+ GAME HITTING STREAK	Frank Schwindel, 20 Games: July 22 to August 13, 2018
HAD A 16+ GAME HITTING STREAK	Frank Schwindel, 20 Games: July 22 to August 13, 2018
HAD A 14+ GAME HITTING STREAK	Dairon Blanco, 15 Games: May 15 to July 10, 2022
HAD A 12+ GAME HITTING STREAK	Nick Loftin, 12 Games: May 16 to May 30, 2023
HAD A 40+ GAME REACHED BASE STREAK	Shane Costa, 46 Games: April 14 to August 8, 2007
HAD A 35 to 39 GAME REACHED BASE STREAK	Alex Gordon, 39 Games: May 9 to June 19, 2010
HAD A 30 to 34 GAME REACHED BASE STREAK	Logan Porter, 30 Games: May 25 to July 5, 2023
HAD A 25 to 29 GAME REACHED BASE STREAK	Kelvin Gutierrez, 25 Games: April 5 to June 16, 2019
HAD A 20 to 24 GAME REACHED BASE STREAK	John Rave, 20 Games: June 13 to July 9, 2023
THREW A 1-HITTER (9 Innings)	Luis Mendoza, 7/18/2011 @ Memphis
THREW A 1-HITTER (7 Innings)	Jeff Suppan, 6/21/2011 @ Nashville
THREW A 2-HITTER (9 Innings)	Arnaldo Hernandez, 7/21/2018 vs. Round Rock [G1]
THREW A 2-HITTER (7 Innings)	
THREW A 9-INNING COMPLETE GAME SHUTOUT	Luis Mendoza, 7/18/2011 @ Memphis
THREW A 7-INNING COMPLETE GAME SHUTOUT	Jake Kalish, 7/2/2018 vs. Nashville [G1]
THREW A 5-INNING COMPLETE GAME SHUTOUT	Anthony Lerew, 8/31/2010 vs. Round Rock
THREW A 9-INNING COMPLETE GAME	Arnaldo Hernandez, 8/15/2018 vs. Oklahoma City
THREW AN 8-INNING COMPLETE GAME	John Lannan, 6/16/2016 @ Oklahoma City
THREW A 7-INNING COMPLETE GAME	Austin Cox, 8/28/2022 vs. Scranton/WB [G1]
THREW A 6-INNING COMPLETE GAME	Matt Wright, 8/8/2008 @ Nashville [G2]
THREW A 5-INNING COMPLETE GAME	Trevor Oaks, 8/6/2018 vs. Salt Lake
STRUCK OUT 12 IN A GAME	Jakob Junis, 5/26/2017 @ Nashville
STRUCK OUT 11 IN A GAME	John Lamb, 7/9/2014 vs. Iowa
STRUCK OUT 10 IN A GAME	Jackson Kowar, 7/3/2021 @ St. Paul
WALKED 7 IN A GAME	Josh Staumont, 5/24/2017 @ Nashville
WALKED 6 IN A GAME	Drew Parrish, 6/22/2022 vs. Columbus
WALKED 5 IN A GAME	Drew Parrish, 8/3/2023 @ Louisville
ALLOWED 6 HOME RUNS IN A GAME	Matt Wright, 8/18/2007 vs. Albuquerque
ALLOWED 5 HOME RUNS IN A GAME	Austin Cox, 5/31/2023 vs. Memphis
ALLOWED 4 HOME RUNS IN A GAME	Jake Kalish, 9/24/2021 vs. Indianapolis
ALLOWED 3 HOME RUNS IN A GAME	Max Castillo, 7/28/2023 @ Columbus
ALLOWED 2+ HOME RUNS IN A GAME	Anthony Veneziano, 7/29/2023 @ Columbus
THREW 120+ PITCHES IN A GAME	Brett Tomko, 5/8/2014 @ Round Rock (127)
THREW 115+ PITCHES IN A GAME	Luke Farrell, 6/8/2017 vs. Nashville (116)
THREW 110+ PITCHES IN A GAME	Christian Binford, 9/3/2017 vs. Iowa (110)
THREW 100+ PITCHES IN A GAME	Max Castillo, 6/3/2023 vs. Memphis (100)
THREW 95+ PITCHES IN A GAME	Cole Ragans, 7/21/2023 vs. St. Paul (96)
THREW 90+ PITCHES IN A GAME	Angel Zerpa, 7/26/2023 @ Columbus (92)
THREW A QUALITY START	Angel Zerpa, 7/26/2023 @ Columbus
WON HIS OMAHA DEBUT	Jonathan Bowlan, 6/22/2023 @ Rochester
THREW A AN IMMACULATE INNING	Anthony Swarzak, 6/3/2021 vs. Iowa

AFTER-INNING RECORDS

	LEADING	TRAILING	TIED
AFTER 1 INNING	19 - 9	11 - 16	20 - 27
AFTER 2 INNINGS	31 - 12	12 - 24	8 - 15
AFTER 3 INNINGS	31 - 12	8 - 29	11 - 11
AFTER 4 INNINGS	36 - 13	8 - 32	6 - 7
AFTER 5 INNINGS	36 - 13	9 - 35	5 - 5
AFTER 6 INNINGS	36 - 11	8 - 39	6 - 2
AFTER 7 INNINGS	38 - 8	6 - 38	5 - 5
AFTER 8 INNINGS	41 - 3	3 - 40	5 - 6

STORM CHASERS BIG INNINGS

DATE	INNING	RUNS
1. June 8 @ Indianapolis	Top 5th	10
2. June 17 vs. Columbus	Bottom 4th	7
May 17 vs. Toledo	Bottom 1st	7
April 2 @ Indianapolis	Top 8th	7
5. July 2 vs. Iowa [G1]	Bottom 3rd	6
June 2 vs. Memphis	Bottom 5th	6
May 18 vs Toledo	Bottom 8th	6
April 8 vs. Toledo	Bottom 3rd	6

SCORE BY INNINGS

	1	2	3	4	5	6	7	8	9	10	11+	TOTAL
Omaha	63	55	66	58	80	61	59	55	57	1	1	556
Opponents	57	64	62	56	75	98	57	61	47	2	0	579
Difference	6	-9	4	2	5	-37	2	-6	10	-1	1	-23

SCORE BY INNINGS V. LOUISVILLE

	1	2	3	4	5	6	7	8	9	10	11+	TOTAL
Omaha	5	3	3	2	8	5	15	3	5	0	0	49
Louisville	7	11	13	11	4	14	3	3	5	0	0	71
vs. Louisville Difference	-2	-8	-10	-9	4	-9	12	0	0	0	0	-22

MULTI-RUN INNINGS

	2	3	4	5	6	7	8	9	10+	TOTAL
Storm Chasers	73	36	18	4	4	3	-	-	1	139
Opponents	71	32	16	7	6	3	2	1	-	138

RECORD BY RUNS SCORED/ALLOWED

RUNS	0	1	2	3	4	5	6	7	8	9	10	11	12	13+
SCORED	0 - 1	1 - 6	1 - 13	2 - 8	5 - 7	4 - 7	8 - 8	6 - 1	7 - 0	5 - 0	3 - 1	3 - 0	1 - 0	4 - 0
ALLOWED	2 - 0	9 - 0	8 - 0	8 - 3	7 - 6	4 - 4	5 - 8	2 - 4	3 - 8	2 - 8	0 - 3	0 - 2	0 - 2	0 - 4

RECORD BY MARGIN OF VICTORY/DEFEAT

1 Run	2 Runs	3 Runs	4 Runs	5 Runs	6 Runs	7 Runs	8 Runs	9 Runs	10+ Runs
9 - 15	11 - 5	6 - 8	9 - 4	7 - 5	1 - 4	0 - 5	3 - 2	2 - 1	2 - 3

2023 STORM CHASERS MONTH BY MONTH

HITTING

MONTH	AVG	G	AB	R	H	TB	2B	3B	HR	RBI	BB	IBB	SO	SB	CS	OBP	SLG	OPS	SAC	SF	HBP	GIDP	LOB
MARCH	.300	1	40	8	12	16	2	1	0	8	9	0	12	5	0	.429	.400	.829	0	0	0	0	14
APRIL	.250	24	799	124	200	352	49	2	33	118	99	0	204	38	8	.337	.441	.778	1	11	11	24	156
MAY	.269	26	885	148	238	386	53	7	27	131	120	0	218	58	13	.366	.436	.802	1	6	19	28	198
JUNE	.281	24	804	152	226	362	55	3	25	142	125	2	216	45	7	.380	.450	.830	7	15	13	20	184
JULY	.256	23	757	113	194	335	42	6	29	106	102	2	175	22	9	.347	.443	.790	0	8	8	11	166
AUGUST	.171	4	123	11	21	30	3	0	2	10	18	0	29	4	1	.285	.244	.529	0	1	2	4	25
SEPTEMBER																							
TOTAL	.261	102	3408	556	891	1481	204	19	116	515	473	4	854	172	38	.356	.435	.791	9	41	53	87	743

PITCHING

MONTH	W	L	ERA	G	GS	CG	SHO	GF	HLD	SV	SVO	IP	H	R	ER	HR	HB	BB	SO	WP	BK	WHIP	AVG
MARCH	1	0	6.00	1	1	0	0	1	0	1	1	9.0	11	6	6	1	1	2	7	0	1	1.44	.297
APRIL	9	15	5.65	24	24	0	0	24	11	3	7	212.0	238	149	133	30	17	104	198	16	2	1.61	.284
MAY	12	14	5.61	26	26	0	1	26	17	6	12	229.1	247	162	143	46	15	126	235	13	1	1.63	.278
JUNE	17	7	4.35	24	24	0	0	24	17	6	11	215.1	187	109	104	26	7	127	219	13	1	1.46	.232
JULY	11	12	5.41	23	23	0	1	23	5	5	8	198.0	182	126	119	32	12	112	203	11	1	1.48	.245
AUGUST	0	4	6.75	4	4	0	0	4	2	0	1	33.1	36	27	25	2	3	26	32	1	0	1.86	.275
SEPTEMBER																							
TOTAL	50	52	5.32	102	102	0	2	102	52	21	40	897.0	901	579	530	137	55	497	894	54	6	1.56	.262

2023 WALK-OFF TRACKER (3 FOR, 9 AGAINST)

GAME #	DATE	OPPONENT	FINAL (INN.)	PLAYER	WINNING RUN	PITCHER	HOW	OUTS	COUNT
23	April 28	@ Nashville	L, 4-3 (9)	Brian Navarreto	Skye Bolt	Josh Dye	Throwing error by 3B Maikel Garcia	2	1-0
24	April 29	@ Nashville	L, 6-5 (10)	Keston Hiura	Eddy Alvarez	Evan Sisk	Infield single to SS Angelo Castellano	1	2-1
33	May 10	@ Scranton/WB	L, 4-3 (9)	Michael Hermosillo	Michael Hermosillo	Dylan Coleman	Solo home run to LF	0	2-1
36	May 13	@ Scranton/WB	L, 8-6 (9)	Ben Rortvedt	Estevan Florial	Brooks Kriske	3-run home run to RCF	1	2-2
45	May 24	@ St. Paul	L, 6-5 (9)	Jose Miranda	Andrew Stevenson	Brooks Kriske	RBI single to LF	0	1-1
53	June 2	vs. Memphis	W, 10-9 (10)	Dairon Blanco	Brewer Hicklen	Jake Walsh	Sacrifice fly to RF	1	2-2
71	June 24	@ Rochester	L, 3-2 (9)	Richie Martin	Richie Martin	Christian Chamberlain	Wild Pitch	1	1-0
80	July 5	@ Gwinnett	L, 8-7 (10)	Luke Williams	Braden Shewmake	Brooks Kriske	RBI single to LF	0	2-1
87	July 18	vs. St. Paul	W, 1-0 (9)	CJ Alexander	Nick Loftin	Josh Winder	RBI single to LCF	2	1-1
90	July 21	vs. St. Paul	W, 5-4 (9)	Logan Porter	Samad Taylor	Josh Winder	2-RBI double to LCF	1	0-1
99	August 1	@ Louisville	L, 3-2 (9)	Alejo Lopez	Michael Siani	Will Klein	RBI double to CF	2	1-1
100	August 2	@ Louisville	L, 5-4 (9)	Nick Martini	Chuckie Robinson	Christian Chamberlain	Bases loaded hit by pitch	2	2-1

Bold Indicates Omaha Walk-Off Win

2023 STORM CHASERS EJECTIONS (5)

DATE	INNING	WHO (POSITION) / # IN 2023	WHY	UMPIRE (POSITION)
1. April 21 vs. Gwinnett	▼ 6	Mike Jirschele (Manager) / 1st	Balls/Strikes	Takahito Matsuda (Home Plate)
2. April 21 vs. Gwinnett	▲ 7	Dane Johnson (Pitching Coach) / 1st	Balk	Takahito Matsuda (Home Plate)
3. April 21 vs. Gwinnett	▼ 8	CJ Alexander (Designated Hitter) / 1st	Balls/Strikes	Takahito Matsuda (Home Plate)
4. May 11 @ Scranton/WB	▼ 9	Mike Jirschele (Manager) / 2nd	Hit By Pitch	Robert Nunez (Home Plate)
5. June 20 @ Rochester	▼ 6	Mike Jirschele (Manager) / 3rd	Fair/Foul on Home Run	Steven Jaschinski (Home Plate)

HOME RUN BREAKDOWN

						OUTS			RUNNERS ON				TIED GO		DIRECTION					BESTS		LAST HOME RUN					
PLAYER	2023 TOTAL	HOME	ROAD	RHP	LHP	0	1	2	0	1	2	3	GAME	AHEAD	LF	LCF	CF	RCF	RF	FT	MPH	DATE	OPPONENT	PITCHER	KIND	INN	PA SINCE
19 CJ Alexander	12	5	7	12	-	7	2	3	8	3	1	-	2	3	1	-	2	4	5	422	109.9	8/4	@ Louisville	R. Nutof	Solo	▲ 7	1
28 Tyler Gentry	11	5	6	6	5	4	2	5	4	3	4	-	-	5	5	3	2	1	-	471	106.5	7/30	@ Columbus	P. Battenfield	Solo	▲ 5	14
13 Nick Loftin	11	4	7	7	4	5	2	4	6	2	3	-	2	3	6	2	3	-	-	433	105.6	7/30	@ Columbus	P. Battenfield	Solo	▲ 5	17
14 Logan Porter	10	6	4	3	7	6	3	1	8	2	-	-	-	1	7	2	-	1	-	417	106.6	7/15	vs. Indianapolis	J. Hernandez	2-Run	▼ 3	58
24 Nate Eaton	9	6	3	7	2	4	3	2	6	3	-	-	-	3	4	1	4	-	-	422	107.3	7/28	@ Columbus	T. Ponticelli	2-Run	▲ 2	24
18 Brewer Hicklen	8	5	3	6	2	3	2	3	4	3	1	-	-	2	3	3	1	1	-	443	109.5	7/30	@ Columbus	P. Battenfield	Solo	▲ 2	3
17 Angelo Castellano	7	6	1	6	1	1	2	4	2	5	-	-	1	2	6	1	-	-	-	401	102.8	7/28	@ Columbus	T. Ponticelli	2-Run	▲ 6	20
Samad Taylor	6	3	3	2	4	3	1	2	3	2	1	-	-	2	1	1	2	2	-	422	104.5	6/14	vs. Columbus	G. Williams	Solo	▼ 7	62
Freddy Fermin	5	2	3	3	2	1	2	2	1	2	1	1	-	-	2	-	2	1	-	428	105.9	4/30	@ Nashville	R. Gasser	Solo	▲ 5	2
11 Adeiny Hechavarria	4	2	2	4	-	1	1	2	1	1	1	1	1	1	-	2	1	1	-	433	102.3	7/30	@ Columbus	P. Battenfield	2-Run	▲ 5	14
7 John Rave	4	2	2	-	4	1	-	3	3	-	1	-	-	1	1	1	-	2	-	406	101.9	7/28	@ Columbus	R. Labaut	Solo	▲ 6	22
3 Tucker Bradley	4	3	1	3	1	2	-	2	1	3	-	-	-	1	-	1	-	1	2	392	106.3	7/14	vs. Indianapolis	K. Emanuel	Solo	▼ 5	36
Johan Camargo	4	2	2	4	-	2	1	1	3	1	-	-	-	3	1	-	1	2	-	426	107.6	6/14	vs. Columbus	G. Williams	Solo	▼ 4	2
Jakson Reetz	4	3	1	1	3	1	2	1	2	1	-	1	-	2	4	-	-	-	-	426	104.4	5/21	vs. Toledo	B. Bristo	Solo	▼ 7	36
Jermaine Palacios	3	2	1	2	1	2	-	1	1	2	-	-	-	1	2	1	-	-	-	409	101.9	7/20	vs. St. Paul	R. Henriquez	Solo	▼ 5	5
Dairon Blanco	3	-	3	3	-	1	1	1	3	-	-	-	-	1	1	1	1	-	-	455	105.2	5/23	@ St. Paul	S.Woods Richardson	Solo	▲ 4	75
Kyle Isbel	2	1	1	2	-	1	1	-	2	-	-	-	-	2	-	-	1	-	1	406	104.3	6/23	@ Rochester	J. Adon	Solo	▲ 4	11
Drew Waters	2	2	-	2	-	1	1	-	1	1	-	-	-	1	-	1	-	1	-	408	108.7	5/21	vs. Toledo	A. Goudeau	2-Run	▼ 6	12
Nick Pratto	2	2	-	1	1	1	-	1	1	1	-	-	1	1	-	-	1	-	1	399	100.2	4/22	@ Scranton/WB	D. Dodd	2-Run	▼ 1	19
60 José Briceño	1	-	1	1	-	-	1	-	1	-	-	-	1	-	1	-	-	-	-	385	95.8	8/4	@ Louisville	L. Stoudt	Solo	▲ 3	3
Matt Beaty	1	-	1	1	-	-	1	-	1	-	-	-	-	1	-	-	-	1	-	376	101.2	7/30	@ Columbus	P. Battenfield	Solo	▲ 1	3
6 Clay Dungan	1	-	1	1	-	1	-	-	1	-	-	-	1	-	-	-	-	1	-	388	104.0	5/9	@ Scranton/WB	M. Spence	Solo	▲ 3	182
Franmil Reyes	1	1	-	-	1	-	-	1	-	1	-	-	-	-	-	1	-	-	-	389	100.8	5/7	vs. Louisville	A. Abbott	2-Run	▼ 5	1
Maikel Garcia	1	1	-	1	-	-	1	-	1	-	-	-	-	1	-	-	-	-	1	349	94.3	4/4	vs. Toledo	A. Faedo	Solo	▼ 1	94
	116	63	53	78	38	48	29	39	64	36	13	3	9	37	45	21	21	19	10								

INNING DISTRIBUTION

1st Inning	2nd Inning	3rd Inning	4th Inning	5th Inning	6th Inning	7th Inning	8th Inning	9th Inning	10th Inning	11th Inning
14	16	16	18	15	13	11	7	6	-	-

NOTABLE STORM CHASERS HOME RUNS

BACK-TO-BACK HOMERS (1)		2-HOMER GAMES (5)		3-HOMER GAMES (0)		GRAND SLAMS (3)	
PLAYERS	DATE/OPPONENT (INN.)	PLAYER (CAREER NO.)	DATE/OPPONENT	PLAYER (CAREER NO.)	DATE/OPPONENT	PLAYER (CAREER NO.)	DATE/OPPONENT (INN.)
Tyler Gentry & Logan Porter	4/5 vs. Toledo (6th)	Logan Porter (3rd)	4/5 vs. Toledo			Jakson Reetz (1st)	4/1 @ Indianapolis (5th)
		Freddy Fermin (4th)	4/8 vs. Toledo			Freddy Fermin (3rd)	4/8 vs. Toledo (3rd)
		Drew Waters (3rd)	5/21 vs. Toledo			Adeiny Hechavarria (3rd)	6/22 @ Rochester (4th)
		Nate Eaton (3rd)	6/17 vs. Columbus				
		Brewer Hicklen (9th)	7/14 vs. Indianapolis				

LEADOFF HOMERS (2)		INSIDE-THE PARK HOMERS (1)		PINCH-HIT HOMERS (0)		WALK-OFF HOMERS (0)	
PLAYER (CAREER NO.)	DATE/OPPONENT	PLAYER (CAREER NO.)	DATE/OPPONENT (INN.)	PLAYER (CAREER NO.)	DATE/OPPONENT (INN.)	PLAYER	DATE/OPPONENT
Samad Taylor (1st)	6/14 vs. Columbus	John Rave (1)	6/18 vs. Columbus (3rd)				
Nate Eaton (1st)	6/17 vs. Columbus						

HOME RUN SITUATION	# OF	DATE OF LAST	BATTER ('23 HR #)	PITCHER	COUNT	RUNNERS ON	OUTS	INNING	SCORE @ HR	FINAL
GO-AHEAD HOME RUN	37	July 30 @ Columbus	Matt Beaty (1)	Peyton Battenfield	1-0	0	1	▲ 1	1-0	W, 7-5
GAME-TYING HOME RUN	9	August 4 @ Louisville	José Briceño (1)	Levi Stoudt	2-2	0	1	▲ 3	1-1	L, 8-3

NOTABLE OPPOSING HOME RUNS

BACK-TO-BACK HOMERS (3)		2-HOMER GAMES (3)		3-HOMER GAMES (1)		GRAND SLAMS (6)	
PLAYERS	DATE/OPPONENT (INN.)	PLAYER (CAREER NO.)	DATE/OPPONENT	PLAYER (CAREER NO.)	DATE/OPPONENT	PLAYER	DATE/OPPONENT (INN.)
Encarnacion-Strand & Benson	5/4 vs. Louisville (1st)	Jermaine Palacios (5th)	5/17 vs. Toledo	Christian Encarnacion-Strand (1)	5/4 vs. Louisville	Andy Ibáñez	April 6 vs. Toledo (3rd)
Jordan Walker & Moisés Gómez	5/31 vs. Memphis (6th)	Moisés Gómez (7th)	5/31 vs. Memphis			Andrés Chaparro	May 9 @ Scranton/WB (7th)
Travis Blankenhorn & Matt Adams	6/22 @ Rochester (4th)	Liover Peguero (5th)	7/14 vs. Indianapolis			Jair Camargo	May 28 @ St. Paul (7th)
						Jesús Aguilar	July 5 @ Gwinnett (3rd)
						Joshua Fuentes	July 6 @ Gwinnett (4th)
						Endy Rodríguez	7/14 vs. Indianapolis (3rd)

LEADOFF HOMERS (5)		INSIDE-THE PARK HOMERS (0)		PINCH-HIT HOMERS (0)		WALK-OFF HOMERS (2)	
PLAYER	DATE/OPPONENT	PLAYER	DATE/OPPONENT (INN.)	PLAYER	DATE/OPPONENT (INN.)	PLAYER	DATE/OPPONENT
Christopher Morel	4/14 @ Iowa					Michael Hermosillo	5/10 @ Scranton/WB
Forrest Wall	4/19 vs. Gwinnett					Ben Rortvedt	5/13 @ Scranton/WB
Michael Siani	5/3 vs. Louisville						
Michael Siani	5/5 vs. Louisville						
Nick Gonzales	6/9 @ Indianapolis						

HR #	PLAYER (SEASON #)	GM # - DATE	OPPONENT	PITCHER	PITCH TYPE	DIRECTION	ON BASE	INNING	OUTS	COUNT	SCORE	FINAL	DISTANCE	EXIT VELO	LAUNCH ANGLE
1.	Logan Porter (1)	2 - April 1	@ Indianapolis	Caleb Smith (L)	4-seam FB	LF	0	▲4	1	2-2	3-0	W, 12-1	417 ft	106.6 mph	32°
2.	Jakson Reetz (1)	2 - April 1	@ Indianapolis	Caleb Smith (L)	Slider	LF	3	▲5	2	2-1	8-0	W, 12-1	408 ft	103.9 mph	25°
3.	Dairon Blanco (1)	3 - April 2	@ Indianapolis	Mike Burrows	4-seam FB	LCF	0	▲5	2	3-2	1-3	W, 8-3	411 ft	105.2 mph	23°
4.	Samad Taylor (1)	3 - April 2	@ Indianapolis	J.C. Flowers	4-seam FB	LF	0	▲8	0	2-1	2-3	W, 8-3	334 ft	104.5 mph	22°
5.	Nick Loftin (1)	3 - April 2	@ Indianapolis	Daniel Zamora (L)	4-seam FB	LF	2	▲8	1	1-2	5-3	W, 8-3	362 ft	97.2 mph	29°
6.	Maikel Garcia (1)	4 - April 4	vs. Toledo	Alex Faedo	4-seam FB	RF	0	▼1	1	2-1	1-0	L, 9-2	349 ft	94.3 mph	35°
7.	Tyler Gentry (1)	5 - April 5	vs. Toledo	Tyler Holton (L)	Cutter	CF	2	▼6	0	2-0	3-1	L, 7-6	417 ft	106.5 mph	27°
8.	Logan Porter (2)	5 - April 5	vs. Toledo	Tyler Holton (L)	Slider	LF	0	▼6	0	3-1	4-1	L, 7-6	346 ft	103.3 mph	37°
9.	Logan Porter (3)	5 - April 5	vs. Toledo	Matt Wisler	4-seam FB	RCF	0	▼8	0	2-2	5-6	L, 7-6	364 ft	94.7 mph	34°
10.	Nick Loftin (2)	6 - April 6	vs. Toledo	Brenan Haniffee	Slider	LCF	0	▼2	0	2-2	1-1	L, 8-5	401 ft	101.8 mph	32°
11.	CJ Alexander (1)	6 - April 6	vs. Toledo	Brenan Haniffee	Sinker	CF	0	▼4	1	2-2	3-6	L, 8-5	409 ft	101.1 mph	35°
12.	Logan Porter (4)	7 - April 7	vs. Toledo	Reese Olson	4-seam FB	LF	0	▼3	0	3-2	5-2	W, 9-4	395 ft	104.3 mph	45°
13.	Freddy Fermin (1)	8 - April 8	vs. Toledo	Will Vest	Slider	CF	3	▼3	2	0-0	6-1	W, 13-8	401 ft	102.1 mph	42°
14.	Angelo Castellano (1)	8 - April 8	vs. Toledo	Will Vest	4-seam FB	LCF	1	▼4	0	2-0	8-1	W, 13-8	401 ft	102.8 mph	33°
15.	Freddy Fermin (2)	8 - April 8	vs. Toledo	Ashton Goudeau	Changeup	CF	1	▼5	0	1-1	10-1	W, 13-8	428 ft	105.9 mph	28°
16.	CJ Alexander (2)	8 - April 8	vs. Toledo	Ashton Goudeau	Changeup	LF	0	▼7	0	1-0	11-8	W, 13-8	351 ft	92.4 mph	43°
17.	Angelo Castellano (2)	9 - April 9	vs. Toledo	Alex Faedo	4-seam FB	LF	0	▼3	1	0-0	1-0	L, 8-2	373 ft	98.0 mph	25°
18.	Samad Taylor (2)	10 - April 11	@ Iowa	Roenis Elias (L)	4-seam FB	CF	2	▲5	2	0-2	3-9	L, 9-6	405 ft	100.9 mph	25°
19.	Freddy Fermin (3)	10 - April 11	@ Iowa	Brandon Hughes (L)	4-seam FB	LF	1	▲6	2	0-1	6-9	L, 9-6	398 ft	100.3 mph	33°
20.	CJ Alexander (3)	11 - April 12	@ Iowa	Riley Thompson	Changeup	RF	0	▲2	0	1-0	2-1	W, 10-6	394 ft	104.3 mph	24°
21.	Tyler Gentry (2)	11 - April 12	@ Iowa	Riley Thompson	Slider	LF	0	▲3	2	1-2	3-1	W, 10-6	393 ft	103.3 mph	26°
22.	Tucker Bradley (1)	11 - April 12	@ Iowa	Rowan Wick	4-seam FB	RCF	1	▲6	2	1-1	7-3	W, 10-6	392 ft	98.2 mph	29°
23.	Nick Loftin (3)	11 - April 12	@ Iowa	Anthony Kay (L)	Slider	CF	0	▲8	0	2-1	8-6	W, 10-6	420 ft	104.3 mph	28°
24.	Nick Loftin (4)	12 - April 13	@ Iowa	Nick Neidert	4-seam FB	LF	0	▲4	2	3-2	1-11	L, 14-1	370 ft	100.4 mph	38°
25.	Nick Pratto (1)	15 - April 19	vs. Gwinnett	Beau Burrows	Slider	CF	0	▼2	0	1-2	1-1	L, 6-2	399 ft	100.2 mph	26°
26.	Logan Porter (5)	15 - April 19	vs. Gwinnett	Beau Burrows	Slider	LF	0	▼4	1	1-2	2-3	L, 6-2	350 ft	94.9 mph	50°
27.	CJ Alexander (4)	17 - April 21	vs. Gwinnett	Allan Winans	Changeup	RF	0	▼2	2	0-0	1-1	L, 7-3	395 ft	96.2 mph	37°
28.	Nick Pratto (2)	18 - April 22	vs. Gwinnett	Dylan Dodd (L)	Changeup	RF	1	▼1	2	3-1	2-0	L, 5-2	350 ft	88.4 mph	39°
29.	Nate Eaton (1)	22 - April 27	@ Nashville	Janson Junk	Sweeper	LF	0	▲2	2	2-2	1-0	W, 2-1	403 ft	103.0 mph	32°
30.	Freddy Fermin (4)	24 - April 29	@ Nashville	Robert Stock	4-seam FB	RCF	2	▲1	1	3-1	4-0	L, 6-5 (10)	381 ft	104.3 mph	23°
31.	Tyler Gentry (3)	25 - April 30	@ Nashville	Robert Gasser (L)	4-seam FB	LF	1	▲3	2	1-0	2-1	W, 10-6	391 ft	100.6 mph	33°
32.	Logan Porter (6)	25 - April 30	@ Nashville	Robert Gasser (L)	Slider	LF	0	▲4	0	2-1	3-1	W, 10-6	389 ft	102.3 mph	29°
33.	Freddy Fermin (5)	25 - April 30	@ Nashville	Robert Gasser (L)	Changeup	LF	0	▲5	1	2-0	5-1	W, 10-6	368 ft	94.8 mph	35°
34.	Nick Loftin (5)	28 - May 4	vs. Louisville	Silvino Bracho	Slider	LF	0	▼7	0	0-0	8-11	L, 12-10	365 ft	101.1 mph	19°
35.	Jakson Reetz (2)	29 - May 5	vs. Louisville	Brandon Williamson (L)	4-seam FB	LF	1	▼2	1	0-0	2-1	W, 6-2	346 ft	100.2 mph	27°
36.	Nick Loftin (6)	29 - May 5	vs. Louisville	Brandon Williamson (L)	Slider	CF	0	▼6	0	0-0	3-1	W, 6-2	395 ft	105.6 mph	24°
37.	Angelo Castellano (3)	30 - May 6	vs. Louisville	Ryan Nutof	Curveball	LF	1	▼7	2	2-2	8-8	W, 11-9	376 ft	95.2 mph	29°
38.	Jakson Reetz (3)	31 - May 7	vs. Louisville	Andrew Abbott (L)	Changeup	LF	0	▼4	1	2-0	1-0	L, 4-3	426 ft	104.4 mph	32°
39.	Franmil Reyes (1)	31 - May 7	vs. Louisville	Andrew Abbott (L)	Curveball	LCF	1	▼5	2	3-2	3-0	L, 4-3	389 ft	100.8 mph	29°
40.	Clay Dungan (1)	32 - May 9	@ Scranton/WB	Mitch Spence	4-seam FB	RCF	0	▲3	0	1-0	2-2	L, 14-2	388 ft	104.0 mph	28°
41.	Dairon Blanco (2)	33 - May 10	@ Scranton/WB	Luis Severino	Changeup	LF	0	▲3	0	0-1	1-1	L, 4-3	377 ft	99.6 mph	24°
42.	CJ Alexander (5)	34 - May 11	@ Scranton/WB	Colten Brewer	Slider	CF	0	▲9	0	1-1	3-1	W, 4-3 (11)	422 ft	106.4 mph	23°
43.	CJ Alexander (6)	36 - May 13	@ Scranton/WB	Greg Weissert	Sweeper	RF	0	▲6	1	0-0	4-3	L, 8-6	377 ft	102.7 mph	39°
44.	CJ Alexander (7)	37 - May 14	@ Scranton/WB	Mitch Spence	4-seam FB	RCF	0	▲2	0	3-2	1-1	W, 6-3	416 ft	109.9 mph	24°
45.	Brewer Hicklen (1)	37 - May 14	@ Scranton/WB	D.J. Snelten (L)	Changeup	LF	0	▲9	0	2-1	4-3	W, 6-3	344 ft	109.5 mph	25°
46.	Samad Taylor (3)	37 - May 14	@ Scranton/WB	D.J. Snelten (L)	4-seam FB	RCF	1	▲9	2	3-1	6-3	W, 6-3	346 ft	95.2 mph	29°
47.	Samad Taylor (4)	39 - May 17	vs. Toledo	Zach Logue (L)	4-seam FB	RCF	1	▼1	0	0-1	2-1	W, 16-8	372 ft	100.0 mph	30°
48.	Logan Porter (7)	39 - May 17	vs. Toledo	Zach Logue (L)	4-seam FB	LF	1	▼1	0	0-0	4-1	W, 16-8	401 ft	102.3 mph	38°
49.	Angelo Castellano (4)	39 - May 17	vs. Toledo	Miguel Del Pozo (L)	4-seam FB	LF	1	▼5	2	1-0	10-5	W, 16-8	385 ft	99.2 mph	26°
50.	Brewer Hicklen (2)	40 - May 18	vs. Toledo	Miguel Diaz	Sinker	LCF	2	▼8	0	2-0	9-0	W, 9-0	443 ft	108.4 mph	32°
51.	Drew Waters (1)	43 - May 21	vs. Toledo	Ashton Goudeau	4-seam FB	RCF	0	▼3	0	1-1	1-2	W, 8-4	408 ft	108.7 mph	29°
52.	Drew Waters (2)	43 - May 21	vs. Toledo	Ashton Goudeau	Changeup	LCF	1	▼4	1	2-0	4-3	W, 8-4	366 ft	99.5 mph	32°
53.	Tucker Bradley (2)	43 - May 21	vs. Toledo	Seth Elledge	Sinker	LCF	1	▼6	0	1-1	6-4	W, 8-4	388 ft	100.5 mph	28°
54.	Jakson Reetz (4)	43 - May 21	vs. Toledo	Braden Bristo	Sweeper	LF	0	▼7	0	2-1	8-4	W, 8-4	412 ft	104.1 mph	36°
55.	Dairon Blanco (3)	44 - May 23	@ St. Paul	Simeon Woods Richardson	4-seam FB	CF	0	▲4	1	1-1	4-0	W, 6-1	455 ft	104.5 mph	28°
56.	Nick Loftin (7)	45 - May 24	@ St. Paul	Brent Headrick (L)	Changeup	LF	2	▲3	1	2-2	3-5	L, 6-5	433 ft	103.7 mph	24°
57.	Nick Loftin (8)	46 - May 25	@ St. Paul	Cody Lawersyson	Sweeper	LF	2	▲7	0	1-2	4-4	L, 8-6	357 ft	97.3 mph	22°
58.	Johan Camargo (1)	48 - May 27	@ St. Paul	Randy Dobnak	Changeup	CF	0	▲5	0	1-2	1-3	L, 14-1	426 ft	102.2 mph	26°
59.	Nick Loftin (9)	50 - May 30	vs. Memphis	Jake Woodford	Curveball	LF	1	▼1	2	0-0	2-1	W, 7-6	370 ft	91.0 mph	29°
60.	Tyler Gentry (4)	50 - May 30	vs. Memphis	Connor Thomas (L)	Slider	LCF	1	▼3	0	2-1	4-1	W, 7-6	471 ft	103.6 mph	27°
61.	Johan Camargo (2)	52 - June 1	vs. Memphis	Dakota Hudson	Slider	RCF	1	▼4	2	0-2	2-1	L, 12-6	393 ft	98.2 mph	31°
62.	Brewer Hicklen (3)	52 - June 1	vs. Memphis	Ryan Loutos	Sinker	CF	0	▼7	0	1-0	4-10	L, 12-6	425 ft	105.8 mph	33°
63.	CJ Alexander (8)	52 - June 1	vs. Memphis	Ryan Loutos	Cutter	RCF	1	▼8	0	2-2	5-12	L, 12-6	400 ft	102.8 mph	30°
64.	Nate Eaton (2)	53 - June 2	vs. Memphis	Tommy Parsons	4-seam FB	LF	0	▼1	1	0-0	1-0	W, 10-9 (10)	330 ft	103.3 mph	46°
65.	Johan Camargo (3)	56 - June 6	@ Indianapolis	Yerry De Los Santos	Sinker	RCF	0	▲9	0	3-1	3-2	W, 4-2	399 ft	107.6 mph	22°
66.	CJ Alexander (9)	57 - June 7	@ Indianapolis	Quinn Priester	Curveball	RCF	2	▲2	0	1-2	3-2	W, 9-7	404 ft	101.3 mph	34°
67.	CJ Alexander (10)	58 - June 8	@ Indianapolis	Eli Villalobos	4-seam FB	RCF	1	▲7	2	2-1	14-7	W, 15-7	408 ft	108.5 mph	35°
68.	Brewer Hicklen (4)	59 - June 9	@ Indianapolis	Kent Emanuel (L)	Sinker	RCF	1	▲4	1	1-1	5-1	W, 6-2	410 ft	106.9 mph	26°
69.	Tyler Gentry (5)	60 - June 10	@ Indianapolis	Hunter Stratton	Slider	LF	2	▲5	2	0-2	3-2	W, 9-5	431 ft	106.0 mph	28°
70.	Samad Taylor (5)	61 - June 13	vs. Columbus	Joey Cantillo (L)	4-seam FB	LCF	0	▼6	1	1-1	1-2	W, 6-5	395 ft	102.4 mph	27°
71.	Brewer Hicklen (5)	61 - June 13	vs. Columbus	Michael Kelly	Slider	LF	1	▼8	2	2-1	6-5	W, 6-5	422 ft	108.1 mph	28°
72.	Samad Taylor (6)	62 - June 14	vs. Columbus	Gavin Williams	4-seam FB	CF	0	▼1	0	2-1	1-0	W, 6-1	422 ft	104.5 mph	27°
73.	Johan Camargo (4)	62 - June 14	vs. Columbus	Gavin Williams	4-seam FB	LF	0	▼4	1	0-2	2-1	W, 6-1	324 ft	90.8 mph	34°
74.	Tyler Gentry (6)	62 - June 14	vs. Columbus	Caleb Simpson	4-seam FB	LCF	1	▼7	2	0-1	6-1	W, 6-1	388 ft	101.2 mph	24°
75.	Kyle Isbel (1)	64 - June 16	vs. Columbus	Thomas Ponticelli	Sweeper	CF	0	▼1	1	1-0	1-1	W, 4-1	406 ft	104.3 mph	23°
76.	Nate Eaton (3)	65 - June 17	vs. Columbus	Jhon Romero	4-seam FB	CF	0	▼1	0	0-0	1-0	W, 13-4	412 ft	103.0 mph	33°
77.	Nate Eaton (4)	65 - June 17	vs. Columbus	Caleb Baragar (L)	4-seam FB	LF	0	▼3	0	2-2	2-0	W, 13-4	410 ft	103.8 mph	37°
78.	Jermaine Palacios (1)	66 - June 18	vs. Columbus	Joey Cantillo (L)	Changeup	LCF	1	▼2	2	1-1	2-0	W, 6-4	409 ft	101.9 mph	29°
79.	John Rave (1)	66 - June 18	vs. Columbus	Joey Cantillo (L)	4-seam FB	LCF	2	▼3	2	1-2	6-1	W, 6-4	ITP	96.5 mph	26°
80.	Adeiny Hechavarria (1)	69 - June 22	@ Rochester	Tommy Romero	4-seam FB	LCF	3	▲4	2	3-0	4-2	W, 8-4	411 ft	100.5 mph	29°
81.	Kyle Isbel (2)	70 - June 23	@ Rochester	Joan Adon	4-seam FB	RF	0	▲4	0	3-2	1-0	W, 4-2	375 ft	102.8 mph	32°
82.	John Rave (2)	71 - June 24	@ Rochester	Anthony Banda (L)	Slider	RCF	0	▲4	2	1-1	1-0	L, 3-2	406 ft	101.9 mph	24°

HR #	PLAYER (SEASON #)	GM # – DATE	OPPONENT	PITCHER	PITCH TYPE			DIRECTION ON BASE			INNING	OUTS	COUNT	SCORE	FINAL	DISTANCE	EXITVELO	LAUNCH ANGLE
83.	Adeiny Hechavarria (2)	74 – June 29	vs. Iowa	Riley Thompson	4-seam FB	LCF	0	▼2	1	1-1	1-2	W, 8-3	387 ft	97.1 mph	36°			
84.	Angelo Castellano (5)	74 – June 29	vs. Iowa	Riley Thompson	Sinker	LF	1	▼2	1	0-0	3-2	W, 8-3	396 ft	99.6 mph	30°			
85.	John Rave (3)	74 – June 29	vs. Iowa	Brendon Little (L)	Sinker	LF	0	▼7	2	3-1	8-2	W, 8-3	366 ft	98.0 mph	32°			
86.	Tucker Bradley (3)	76 – July 2 (G1)	vs. Iowa	Chris Clarke	Slider	RF	1	▼3	2	1-0	5-1	W, 11-1 (7)	355 ft	90.5 mph	36°			
87.	Angelo Castellano (6)	76 – July 2 (G1)	vs. Iowa	Rowan Wick	4-seam FB	LF	0	▼5	2	1-2	8-1	W, 11-1 (7)	385 ft	102.5 mph	21°			
88.	Nate Eaton (5)	77 – July 2 (G2)	vs. Iowa	Nick Neidert	Curveball	CF	0	▼4	2	0-0	2-1	L, 6-2 (7)	422 ft	103.0 mph	28°			
89.	Tyler Gentry (7)	78 – July 3	vs. Iowa	Ben Brown	Slider	LF	0	▼4	1	2-2	2-4	L, 7-6	352 ft	98.7 mph	22°			
90.	Logan Porter (8)	80 – July 5	@ Gwinnett	Justus Sheffield (L)	Sinker	LF	0	▲3	0	0-0	4-1	L, 8-7 (10)	383 ft	97.8 mph	40°			
91.	Nate Eaton (6)	80 – July 5	@ Gwinnett	Nick Margevicius (L)	Changeup	CF	1	▲1	1	2-1	3-1	L, 9-6	417 ft	101.3 mph	32°			
92.	Tyler Gentry (8)	80 – July 5	@ Gwinnett	Dereck Rodriguez	4-seam FB	LCF	2	▲6	2	2-0	6-7	L, 9-6	410 ft	104.3 mph	24°			
93.	Logan Porter (9)	82 – July 7	@ Gwinnett	Jared Shuster (L)	Changeup	LCF	0	▲1	2	2-1	1-0	W, 7-1	400 ft	103.6 mph	26°			
94.	Jermaine Palacios (2)	82 – July 7	@ Gwinnett	Matt Swarmer	Slider	LF	1	▲6	0	1-2	4-1	W, 7-1	357 ft	95.3 mph	28°			
95.	Brewer Hicklen (5)	84 – July 14	vs. Indianapolis	Wil Crowe	—	LCF	0	▼2	1	0-0	2-10	L, 13-5	441 ft	—	—			
96.	Tucker Bradley (4)	84 – July 14	vs. Indianapolis	Kent Emanuel (L)	Sinker	RF	0	▼5	0	2-0	3-11	L, 13-5	415 ft	106.3 mph	33°			
97.	Brewer Hicklen (6)	84 – July 14	vs. Indianapolis	Juan Minaya	Slider	LCF	1	▼9	2	0-0	5-13	L, 13-5	428 ft	108.5 mph	26°			
98.	Tyler Gentry (9)	85 – July 15	vs. Indianapolis	Cam Alldred (L)	Slider	LF	2	▼2	1	0-2	3-0	W, 8-3	355 ft	97.1 mph	23°			
99.	Logan Porter (10)	85 – July 15	vs. Indianapolis	Jose Hernandez (L)	4-seam FB	LCF	1	▼3	1	2-1	5-1	W, 8-3	382 ft	97.7 mph	29°			
100.	CJ Alexander (11)	85 – July 15	vs. Indianapolis	Hunter Stratton	Cutter	RF	1	▼7	2	1-2	8-2	W, 8-3	382 ft	97.2 mph	37°			
101.	Adeiny Hechavarria (3)	86 – July 16	vs. Indianapolis	Jared Jones	4-seam FB	RCF	2	▼4	2	3-1	3-3	L, 11-4	396 ft	99.3 mph	35°			
102.	Nate Eaton (7)	86 – July 16	vs. Indianapolis	Kyle Nicolas	4-seam FB	CF	0	▼6	0	0-0	4-10	L, 11-4	413 ft	101.9 mph	29°			
103.	Nate Eaton (8)	88 – July 19	vs. St. Paul	Aaron Sanchez	Changeup	LCF	1	▼9	1	2-0	4-9	L, 9-4	396 ft	104.1 mph	37°			
104.	Jermaine Palacios (3)	89 – July 20	vs. St. Paul	Ronny Henriquez	4-seam FB	LF	0	▼5	0	2-0	2-0	L, 6-5	364 ft	96.0 mph	30°			
105.	Nick Loftin (10)	95 – July 28	@ Columbus	Thomas Ponticelli	Slider	LCF	0	▲1	2	0-0	1-0	W, 7-6	407 ft	101.6 mph	26°			
106.	Nate Eaton (9)	95 – July 28	@ Columbus	Thomas Ponticelli	Sweeper	LF	1	▲2	0	1-2	3-0	W, 7-6	398 ft	107.3 mph	24°			
107.	John Rave (4)	95 – July 28	@ Columbus	Randy Labaut (L)	4-seam FB	RCF	0	▲6	0	0-0	4-2	W, 7-6	377 ft	99.0 mph	28°			
108.	Angelo Castellano (7)	95 – July 28	@ Columbus	Jhon Romero	Slider	LF	1	▲6	2	2-2	6-2	W, 7-6	356 ft	99.4 mph	22°			
109.	Tyler Gentry (10)	97 – July 29	@ Columbus	Joey Cantillo (L)	4-seam FB	CF	0	▲2	0	3-2	1-0	L, 6-3	399 ft	103.0 mph	24°			
110.	Matt Beaty (1)	98 – July 30	@ Columbus	Peyton Battenfield	4-seam FB	RCF	0	▲1	1	1-0	1-0	W, 7-5	376 ft	101.2 mph	23°			
111.	Brewer Hicklen (8)	98 – July 30	@ Columbus	Peyton Battenfield	4-seam FB	LF	0	▲2	2	0-1	2-0	W, 7-5	373 ft	96.0 mph	25°			
112.	Tyler Gentry (11)	98 – July 30	@ Columbus	Peyton Battenfield	Cutter	RCF	0	▲5	0	0-1	3-1	W, 7-5	370 ft	97.5 mph	26°			
113.	Adeiny Hechavarria (4)	98 – July 30	@ Columbus	Peyton Battenfield	4-seam FB	CF	1	▲5	0	0-0	5-1	W, 7-5	433 ft	102.3 mph	26°			
114.	Nick Loftin (11)	98 – July 30	@ Columbus	Peyton Battenfield	Cutter	CF	1	▲5	2	1-1	7-1	W, 7-5	400 ft	100.9 mph	24°			
115.	José Briceño (1)	102 – August 4	@ Louisville	Levi Stoudt	Slider	LF	0	▲3	1	2-2	1-1	L, 8-3	385 ft	95.8 mph	24°			
116.	CJ Alexander (12)	102 – August 4	@ Louisville	Ryan Nutof	Cutter	RF	0	▲7	0	0-0	3-8	L, 8-3	349 ft	101.7 mph	25°			
											</							

ABS CHALLENGES BY PLAYER

HITTERS – 47% (22-FOR-47)	TOTAL CHALLENGES	SUCCESSFUL CHALLENGES	SUCCESS RATE (%)
CJ Alexander	2	1	50%
Dairon Blanco	2	1	50%
Tucker Bradley	1	0	0%
José Briceño	1	0	0%
Angelo Castellano	2	1	50%
Clay Dungan	4	3	75%
Nate Eaton	4	2	50%
Maikel Garcia	1	0	0%
Tyler Gentry	2	1	50%
Adeiny Hechavarria	2	1	50%
Brewer Hicklen	4	2	50%
Nick Loftin	1	0	0%
Jermaine Palacios	2	0	0%
Logan Porter	9	5	56%
John Rave	1	1	100%
Jakson Reetz	3	1	33%
Samad Taylor	3	0	0%
Nelson Velázquez	1	1	100%
Drew Waters	1	1	100%

CATCHERS – 38% (24-FOR-64)	TOTAL CHALLENGES	SUCCESSFUL CHALLENGES	SUCCESS RATE (%)
José Briceño	18	5	28%
Logan Porter	14	6	43%
Jakson Reetz	32	13	41%

PITCHERS – 38% (6-FOR-16)	TOTAL CHALLENGES	SUCCESSFUL CHALLENGES	SUCCESS RATE (%)
Max Castillo	1	0	0%
Christian Chamberlain	6	4	67%
Jonah Dipoto	2	1	50%
Jonathan Heasley	1	0	0%
Will Klein	1	0	0%
Jackson Kowar	2	1	50%
James McArthur	1	0	0%
Daniel Mengden	1	0	0%
Nick Wittgren	1	0	0%

ABS CHALLENGES BY GAME

DATE	TOTAL	SUCCESSFUL	SUCCESS RATE (%)	DATE	TOTAL	SUCCESSFUL	SUCCESS RATE (%)
April 28	2	0	0%	July 21	6	3	50%
May 5	2	0	0%	July 22	3	2	67%
May 6	0	0	–	July 23	2	0	0%
May 7	4	1	25%	July 28	4	2	50%
May 12	4	2	50%	July 29	4	2	50%
May 13	2	0	0%	July 30	3	0	0%
May 14	4	1	25%	August 4	4	2	50%
May 19	1	0	0%	August 5			
May 20	6	3	50%	August 6			
May 21	9	7	78%	August 11			
May 26	5	2	40%	August 12			
May 27	3	1	33%	August 13			
May 28	4	1	25%	August 18			
June 2	2	0	0%	August 19			
June 3	3	0	0%	August 20			
June 4	3	1	33%	August 25			
June 9	4	3	75%	August 26			
June 10	4	1	25%	August 27			
June 16	1	0	0%	September 1			
June 17	4	2	50%	September 2			
June 18	3	1	33%	September 3			
June 23	3	2	67%	September 8			
June 24	4	1	25%	September 9			
June 25	1	1	100%	September 10			
July 2 [G1]	5	2	40%	September 15			
July 2 [G2]	1	0	0%	September 16			
July 3	4	2	50%	September 17			
July 7	4	3	75%	September 22			
July 9	2	0	0%	September 23			
July 15	0	0	–	September 24			
July 16	7	4	57%				

9 of 52 (17.0%) successfully challenged pitches for Omaha have immediately changed the outcome of a plate appearance in favor of the Storm Chasers (i.e. overturned call is Ball 4 on a hitter or Strike 3 for a Pitcher/Catcher).

ABS CHALLENGES BY COUNT

COUNT	TOTAL CHALLENGES	SUCCESSFUL CHALLENGES	SUCCESS RATE (%)
0-0 Count	26	7	27%
0-1 Count	18	7	39%
0-2 Count	3	2	67%
1-0 Count	17	10	59%
1-1 Count	15	7	47%
1-2 Count	8	2	25%
2-0 Count	3	1	33%
2-1 Count	6	3	50%
2-2 Count	13	6	46%
3-0 Count	3	2	67%
3-1 Count	3	3	100%
3-2 Count	12	2	17%

ABS CHALLENGES BY INNING

INNING	CHALLENGES	SUCCESSFUL CHALLENGES	SUCCESS RATE (%)
1st Inning	6	0	0%
2nd Inning	9	3	33%
3rd Inning	14	7	50%
4th Inning	11	5	45%
5th Inning	14	6	43%
6th Inning	22	12	55%
7th Inning	16	9	56%
8th Inning	20	7	35%
9th Inning	15	3	20%
Extras	0	-	-

ABS CHALLENGES BY UMPIRE

UMPIRE	CHALLENGES	OVERTURNED CALLS	OVERTURNED RATE (%)
David Arrieta	3	2	67%
John Bacon	1	0	0%
Brock Ballou	4	2	50%
Mark Bass	3	1	33%
Matthew Bates	4	3	75%
Jhonatan Biarreta	6	3	50%
Sam Burch	4	1	25%
Matthew Brown	6	3	50%
Cody Clark	3	0	0%
Paul Clemons	4	0	0%
Trevor Danneger	2	0	0%
Darius Ghani	3	1	33%
Luis Hernandez	8	4	50%
Steven Jaschinski	3	2	67%
Tyler Jones	6	2	33%
Dexter Kelley	4	0	0%
Louie Krupa	1	0	0%
Chris Marco	4	1	25%
Jose Matamoros	3	1	33%
Raul Moreno	2	0	0%
Robert Nunez	4	1	25%
Cody Oakes	2	0	0%
Jennifer Pawol	7	4	57%
Mike Rains	4	1	25%
Randy Rosenberg	9	3	33%
Derek Thomas	5	2	40%
Nate Tomlinson	4	2	50%
Kelvis Velez	9	7	78%
Tom West	1	1	100%
Lew Williams III	4	3	75%
Dillon Wilson	4	2	50%

THIS WEEK'S CREW IN BOLD

ABS CHALLENGE TRACKER (52-FOR-127 / 40.9%)

#	GM # - DATE	OPPONENT	PLAYER CHALLENGING	POSITION	INNING	CALL (COUNT)	OVERTURNED?	PLAY RESULT (COUNT)	OPPONENT	UMPIRE
1.	23 - April 28	@ Nashville	Logan Porter	Catcher	▼ 6	Ball (0-0)	No	Lineout, L9 (1-1)	Thomas Pannone (P)	Paul Clemens
2.	23 - April 28	@ Nashville	Maikel Garcia	Batter	▲ 8	Strike (1-0)	No	Groundout, 5-4 (1-1)	Thomas Pannone (P)	Paul Clemens
3.	29 - May 5	vs. Louisville	Jackson Reetz	Catcher	▲ 8	Ball (0-0)	No	Walk (3-0)	Chuckie Robinson (C)	Tyler Jones
4.	29 - May 5	vs. Louisville	Jackson Reetz	Catcher	▼ 9	Strike (1-0)	No	Strikeout Looking (2-2)	T.J. Hopkins (LF)	Tyler Jones
5.	31 - May 7	vs. Louisville	Dairon Blanco	Batter	▼ 9	Strike (3-2)	No	Strikeout Looking (3-2)	Andrew Abbott (P)	Randy Rosenberg
6.	31 - May 7	vs. Louisville	Brewer Hicklen	Batter	▼ 3	Strike (3-2)	YES	Walk (3-2)	Andrew Abbott (P)	Randy Rosenberg
7.	31 - May 7	vs. Louisville	Jackson Reetz	Catcher	▼ 4	Ball (3-2)	No	Walk (3-2)	Andrew Abbott (P)	Randy Rosenberg
8.	31 - May 7	vs. Louisville	Logan Porter	Batter	▼ 5	Strike (3-2)	No	Strikeout Looking (3-2)	Andrew Abbott (P)	Randy Rosenberg
9.	35 - May 12	@ Scranton/WB	Jackson Reetz	Catcher	▼ 5	Ball (0-0)	YES	Lineout, L9 (0-2)	Carlos Narvaez (C)	Dillon Wilson
10.	35 - May 12	@ Scranton/WB	Jackson Reetz	Catcher	▼ 7	Ball (2-1)	YES	Strikeout Looking (2-2)	Jamie Westbrook (2B)	Dillon Wilson
11.	35 - May 12	@ Scranton/WB	Jackson Reetz	Batter	▲ 8	Strike (1-1)	No	Strikeout Looking (1-2)	Matt Bowman (P)	Dillon Wilson
12.	35 - May 12	@ Scranton/WB	Nick Wittinger	Pitcher	▼ 9	Ball (0-1)	No	Walk (3-2)	Jesus Bastien (SS)	Dillon Wilson
13.	36 - May 13	@ Scranton/WB	Jackson Kowar	Pitcher	▼ 9	Ball (3-2)	No	Walk (3-2)	Billy McKinney (CF)	Raul Moreno
14.	36 - May 13	@ Scranton/WB	Logan Porter	Catcher	▼ 9	Ball (0-0)	No	Home Run (2-2)	Ben Rortved (C)	Raul Moreno
15.	37 - May 14	@ Scranton/WB	Jackson Reetz	Catcher	▼ 3	Ball (3-2)	No	Walk (3-2)	Andres Chaparro (3B)	Robert Nunez
16.	37 - May 14	@ Scranton/WB	Jackson Reetz	Catcher	▼ 5	Ball (3-2)	No	Walk (3-2)	Elijah Dunham (LF)	Robert Nunez
17.	37 - May 14	@ Scranton/WB	Jackson Reetz	Catcher	▼ 7	Ball (2-2)	YES	Strikeout Looking (2-2)	Estevan Florial (RF)	Robert Nunez
18.	39 - May 19	@ Scranton/WB	Jackson Reetz	Catcher	▼ 8	Ball (0-0)	No	Single (F9 (2-1))	Robert Nunez	John Bacon
19.	41 - May 19	vs. Toledo	Daniel Mengden	Pitcher	▲ 5	Ball (1-0)	No	Flyout, F8 (2-0)	Cory Joyce (SS)	John Bacon
20.	42 - May 20	vs. Toledo	Jackson Reetz	Catcher	▲ 2	Ball (2-2)	YES	Strikeout Looking (2-2)	Donny Sands (C)	Jhonatan Biarreta
21.	42 - May 20	vs. Toledo	Jackson Reetz	Catcher	▲ 3	Ball (1-1)	YES	Groundout, 5-3 (1-2)	Justin-Henry Malloy (3B)	Jhonatan Biarreta
22.	42 - May 20	vs. Toledo	Jackson Reetz	Batter	▼ 3	Strike (2-2)	No	Strikeout Looking (2-2)	Reese Olson (P)	Jhonatan Biarreta
23.	42 - May 20	vs. Toledo	Jackson Reetz	Catcher	▲ 6	Ball (2-0)	No	RBI Walk (3-2)	Justin-Henry Malloy (3B)	Jhonatan Biarreta
24.	42 - May 20	vs. Toledo	Jackson Reetz	Catcher	▲ 6	Ball (2-0)	YES	RBI Walk (3-2)	Justin-Henry Malloy (3B)	Jhonatan Biarreta
25.	42 - May 20	vs. Toledo	Jackson Reetz	Catcher	▲ 6	Ball (0-0)	YES	Single (3-1)	Andrie Igrus (LF)	Jhonatan Biarreta
26.	43 - May 21	vs. Toledo	Jackson Reetz	Catcher	▲ 2	Ball (0-1)	YES	Walk (3-2)	Donny Sands (C)	Kelvis Velez
27.	43 - May 21	vs. Toledo	Angelo Castellano	Batter	▼ 4	Strike (0-1)	YES	Flyout, F8 (2-2)	Ashton Goudeau (P)	Kelvis Velez
28.	43 - May 21	vs. Toledo	Jackson Reetz	Catcher	▲ 5	Ball (0-1)	No	Hit By Pitch (2-2)	Donny Sands (C)	Kelvis Velez
29.	43 - May 21	vs. Toledo	Brewer Hicklen	Batter	▼ 5	Strike (1-0)	YES	Lineout, L7 (2-1)	Seth Elledge (P)	Kelvis Velez
30.	43 - May 21	vs. Toledo	Jackson Reetz	Catcher	▼ 6	Strike (2-1)	YES	Lineout, L6 (2-2)	Justin-Henry Malloy (DH)	Kelvis Velez
31.	43 - May 21	vs. Toledo	Dairon Blanco	Batter	▼ 6	Strike (3-2)	YES	Walk (3-2)	Seth Elledge (P)	Kelvis Velez
32.	43 - May 21	vs. Toledo	Drew Waters	Batter	▼ 6	Strike (0-2)	YES	Double (1-2)	Seth Elledge (P)	Kelvis Velez
33.	43 - May 21	vs. Toledo	Logan Porter	Batter	▼ 6	Strike (1-1)	YES	Walk (3-2)	Braden Bristo (P)	Kelvis Velez
34.	43 - May 21	vs. Toledo	Jackson Reetz	Catcher	▼ 9	Ball (1-0)	YES	Double Play, 5-4-3 (2-2)	Donny Sands (C)	Kelvis Velez
35.	47 - May 26	@ St. Paul	Jackson Reetz	Catcher	▼ 4	Ball (0-1)	No	Lineout, L5 (1-1)	Chris Williams (DH)	Derek Thomas
36.	47 - May 26	@ St. Paul	Jackson Reetz	Catcher	▼ 6	Ball (3-1)	YES	Strikeout Swinging (3-2)	Andrew Bechtold (3B)	Derek Thomas
37.	47 - May 26	@ St. Paul	Jackson Reetz	Catcher	▼ 6	Ball (0-0)	YES	Groundout, 7-3 (0-1)	Andrew Bechtold (3B)	Derek Thomas
38.	47 - May 26	@ St. Paul	Jackson Reetz	Catcher	▼ 9	Ball (0-0)	No	Walk (3-2)	Hernan Perez (LF)	Derek Thomas
39.	47 - May 26	@ St. Paul	Jackson Reetz	Catcher	▼ 9	Ball (0-0)	No	Double (2-0)	Andrew Stevenson (CF)	Derek Thomas
40.	48 - May 27	@ St. Paul	Logan Porter	Catcher	▼ 4	Ball (1-2)	No	Flyout, F6 (2-2)	Andrew Stevenson (CF)	Darius Ghanai
41.	48 - May 27	@ St. Paul	Jonah Dipoto	Pitcher	▼ 5	Ball (1-0)	YES	Strikeout Swinging (2-2)	Andrew Bechtold (2B)	Darius Ghanai
42.	48 - May 27	@ St. Paul	Logan Porter	Catcher	▼ 8	Ball (0-0)	No	Fielder's Choice, 6-4 (1-1)	Andrew Stevenson (CF)	Darius Ghanai
43.	49 - May 28	@ St. Paul	Jackson Reetz	Catcher	▼ 8	Ball (0-0)	No	Single (2-0)	Jair Camargo (DH)	Mike Rains
44.	49 - May 28	@ St. Paul	Jackson Reetz	Catcher	▼ 5	Ball (0-1)	YES	Strikeout Swinging (0-2)	Alex De Goti (2B)	Mike Rains
45.	49 - May 28	@ St. Paul	Tyler Gentry	Batter	▼ 7	Strike (1-2)	No	Strikeout Looking (1-2)	Josh Winder (P)	Mike Rains
46.	49 - May 28	@ St. Paul	Jackson Reetz	Catcher	▼ 7	Ball (1-1)	No	Walk (3-2)	Ryan LaMarre (RF)	Mike Rains
47.	53 - June 2	vs. Memphis	Tucker Bradley	Batter	▼ 5	Strike (1-2)	No	Walk (3-2)	Andrew Suarez (P)	Paul Clemens
48.	53 - June 2	vs. Memphis	Brewer Hicklen	Batter	▼ 9	Strike (1-1)	No	Strikeout Swinging (1-2)	Jake Walsh (P)	Paul Clemens
49.	54 - June 3	vs. Memphis	Jackson Reetz	Catcher	▼ 2	Ball (2-0)	No	Single (2-0)	Jake Walsh (P)	Paul Clemens
50.	54 - June 3	vs. Memphis	Samad Taylor	Batter	▼ 2	Strike (0-1)	No	Strikeout Swinging (0-2)	Jack Motter (1B)	Cody Clark
51.	54 - June 3	vs. Memphis	Jackson Reetz	Catcher	▼ 7	Ball (2-2)	No	Strikeout Looking (3-2)	Jack Motter (1B)	Cody Clark
52.	55 - June 4	vs. Memphis	CJ Alexander	Batter	▼ 9	Strike (0-0)	No	Double Play, 6-4-3 (2-2)	Aaron Antonini (DH)	Cody Clark
53.	55 - June 4	vs. Memphis	Logan Porter	Catcher	▲ 6	Ball (0-0)	YES	Groundout, 6-3 (2-2)	Graunt Black (P)	Mark Bass
54.	55 - June 4	vs. Memphis	Jonah Dipoto	Pitcher	▲ 9	Ball (2-2)	No	RBI Walk (3-2)	Eniel Queeruto (CF)	Mark Bass
55.	59 - June 9	@ Indianapolis	Logan Porter	Catcher	▼ 3	Strike (0-0)	No	RBI Walk (3-2)	Eniel Queeruto (CF)	Mark Bass
56.	59 - June 9	@ Indianapolis	Jackson Reetz	Catcher	▼ 3	Strike (0-0)	YES	Fielder's Choice, 6-4 (1-1)	Eniel Queeruto (CF)	Mark Bass
57.	59 - June 9	@ Indianapolis	Jackson Reetz	Catcher	▼ 9	Ball (0-0)	YES	Strikeout Swinging (0-2)	Nick Gonzalez (2B)	Low Williams III
58.	59 - June 9	@ Indianapolis	Jackson Reetz	Catcher	▼ 9	Ball (0-0)	YES	Strikeout Swinging (0-2)	Nick Gonzalez (2B)	Low Williams III
59.	60 - June 10	@ Indianapolis	Samad Taylor	Batter	▼ 3	Strike (2-1)	No	Fielder's Choice, 5-4 (1-0)	Henry Davis (RF)	Low Williams III
60.	60 - June 10	@ Indianapolis	Brewer Hicklen	Batter	▼ 4	Strike (1-1)	No	Walk (3-2)	Ryan Borucki (P)	Sam Burch
61.	60 - June 10	@ Indianapolis	Jackson Reetz	Catcher	▼ 7	Strike (0-2)	YES	Strikeout Swinging (1-2)	Ryan Borucki (P)	Sam Burch
62.	60 - June 10	@ Indianapolis	Jackson Reetz	Catcher	▼ 7	Strike (0-2)	YES	Groundout, 6-3 (2-2)	Tyler Catwood (P)	Sam Burch
63.	64 - June 16	vs. Columbus	Jose Briceño	Catcher	▼ 6	Ball (2-2)	No	Walk (3-2)	Chris Grissom (SS)	Chris Marco
64.	65 - June 17	vs. Columbus	Adeiny Hechavarria	Batter	▼ 4	Strike (3-1)	YES	Double Play, 4-6-3 (3-2)	Zack Collins (C)	Dexter Kelley
65.	65 - June 17	vs. Columbus	Logan Porter	Catcher	▼ 6	Ball (1-0)	No	Walk (3-1)	Luis Oviedo (P)	Luis Hernandez
66.	65 - June 17	vs. Columbus	Jose Briceño	Batter	▼ 6	Strike (1-2)	No	Home Run (2-1)	Oscar Gonzalez (LF)	Luis Hernandez
67.	65 - June 17	vs. Columbus	Logan Porter	Catcher	▼ 7	Ball (1-1)	YES	Strikeout Looking (1-2)	Michael Kelly (P)	Luis Hernandez
68.	66 - June 18	vs. Columbus	James McArthur	Pitcher	▲ 4	Ball (1-1)	YES	Single (1-2)	George Valera (RF)	Jose Matamoros
69.	66 - June 18	vs. Columbus	Jose Briceño	Catcher	▼ 4	Ball (1-0)	No	Walk (3-2)	Oscar Matamoros (P)	Jose Matamoros
70.	66 - June 18	vs. Columbus	Jose Briceño	Catcher	▲ 8	Ball (1-0)	YES	Groundout, 4-3 (2-2)	George Valera (RF)	Jose Matamoros
71.	70 - June 23	@ Rochester	Clay Dungan	Batter	▲ 8	Strike (1-2)	YES	Groundout, 4-3 (2-2)	Jhonkensy Noel (1B)	Steven Jaschinski
72.	70 - June 23	@ Rochester	Logan Porter	Batter	▲ 8	Strike (1-0)	YES	Single (2-2)	Joan Adon (P)	Steven Jaschinski
73.	70 - June 23	@ Rochester	Logan Porter	Batter	▲ 8	Strike (1-1)	YES	Strikeout Looking (2-2)	Amos Willingham (P)	Steven Jaschinski
74.	71 - June 24	@ Rochester	Jermaine Palacios	Batter	▲ 8	Strike (1-1)	No	Strikeout Looking (2-2)	Amos Willingham (P)	Steven Jaschinski
75.	71 - June 24	@ Rochester	Jose Briceño	Catcher	▼ 2	Ball (0-0)	No	Strikeout Looking (2-2)	Anthony Banda (P)	Chris Marco
76.	71 - June 24	@ Rochester	Jose Briceño	Catcher	▼ 6	Ball (0-0)	YES	Groundout, 6-3 (2-2)	Luis Marcens (C)	Chris Marco
77.	71 - June 24	@ Rochester	Jonathan Heasley	Pitcher	▼ 6	Ball (3-2)	No	Walk (3-2)	Travis Blankenhorn (LF)	Chris Marco
78.	72 - June 25	@ Rochester	John Rave	Batter	▼ 3	Ball (1-2)	YES	Strikeout Swinging (2-2)	Travis Blankenhorn (LF)	Chris Marco
79.	76 - July 2 [G1]	vs. Iowa	Jose Briceño	Catcher	▲ 1	Ball (1-0)	No	Walk (3-1)	Sean Doolittle (P)	Tom West
80.	76 - July 2 [G1]	vs. Iowa	Jose Briceño	Catcher	▲ 1	Ball (1-0)	No	Walk (3-1)	Patrick Wisdom (1B)	Randy Rosenberg
81.	76 - July 2 [G1]	vs. Iowa	Clay Dungan	Batter	▲ 5	Strike (1-0)	No	Walk (3-1)	Dom Nunez (C)	Randy Rosenberg
82.	76 - July 2 [G1]	vs. Iowa	Nate Eaton	Batter	▼ 6	Strike (1-0)	YES	RBI Single (2-1)	Rowen Wick (P)	Randy Rosenberg
83.	76 - July 2 [G1]	vs. Iowa	Jose Briceño	Catcher	▼ 7	Ball (2-2)	No	Strikeout Swinging (2-2)	Rowen Wick (P)	Randy Rosenberg
84.	77 - July 2 [G2]	vs. Iowa	Angelo Castellano	Batter	▼ 3	Strike (0-0)	No	Single (3-2)	Sergio Alcantara (SS)	Randy Rosenberg
85.	78 - July 3	vs. Iowa	Logan Porter	Catcher	▲ 4	Ball (0-1)	YES	Fielder's Choice, 6-4 (0-1)	Nick Neider (P)	Louie Krupa
86.	78 - July 3	vs. Iowa	Logan Porter	Catcher	▲ 6	Ball (0-1)	YES	Walk (3-2)	Dom Nunez (C)	Tyler Jones
87.	78 - July 3	vs. Iowa	Clay Dungan	Batter	▼ 6	Strike (0-0)	No	Strikeout Swinging (2-2)	Miles Mastroianni (2B)	Tyler Jones
88.	78 - July 3	vs. Iowa	Nate Eaton	Batter	▼ 8	Strike (0-2)	No	Strikeout Looking (2-2)	Cam Sanders (P)	Tyler Jones
89.	82 - July 7	@ Gwinnett	Logan Porter	Batter	▲ 3	Strike (2-1)	YES	Walk (3-1)	Jared Shuster (P)	Matthew Bates
90.	82 - July 7	@ Gwinnett	Logan Porter	Batter	▲ 3	Strike (3-1)	YES	Walk (3-1)	Jared Shuster (P)	Matthew Bates
91.	82 - July 7	@ Gwinnett	Jermaine Palacios	Batter	▼ 9	Strike (0-1)	No	Strikeout Swinging (2-2)	Beau Burrows (P)	Matthew Bates
92.	82 - July 7	@ Gwinnett	Logan Porter	Catcher	▼ 9	Ball (3-0)	YES	Walk (3-2)	Chadwick Tromp (C)	Matthew Bates
93.	83 - July 9	@ Gwinnett	Jose Briceño	Catcher	▼ 1	Ball (2-0)	No	Flyout, F9 (3-2)	Jesus Aguilar (DH)	Cody Oakes
94.	83 - July 9	@ Gwinnett	Jose Briceño	Catcher	▼ 6	Ball (1-2)	No	Walk (3-2)	Yaugth Grissom (2B)	Cody Oakes
95.	86 - July 16	vs. Indianapolis	Jose Briceño	Catcher	▲ 2	Ball (0-1)	No	Walk (3-2)	Alka Williams (SS)	Jennifer Payol
96.	86 - July 16	vs. Indianapolis	Christian Chamberlain	Pitcher	▲ 3	Ball (2-2)	YES	Strikeout Looking (2-2)	Canaan Smith-Nigba (RF)	Jennifer Payol
97.	86 - July 16	vs. Indianapolis	Christian Chamberlain	Pitcher	▲ 4	Ball (1-1)	YES	RBI Double (1-2)	Vinny Capra (3B)	Jennifer Payol
98.	86 - July 16	vs. Indianapolis	Christian Chamberlain	Pitcher	▲ 4	Ball (2-2)	YES	Strikeout Looking (2-2)	Josh Bissonette (2B)	Jennifer Payol
99.	86 - July 16	vs. Indianapolis	Jose Briceño	Catcher	▲ 5	Ball (2-2)	YES	Strikeout Looking (2-2)	Aaron Shadelford (DH)	Jennifer Payol
100.	86 - July 16	vs. Indianapolis	Jackson Kowar	Pitcher	▲ 8	Ball (2-2)	YES	Strikeout Looking (2-2)	Andrew Shadelford (DH)	Jennifer Payol
101.	86 - July 16	vs. Indianapolis	Nate Eaton	Batter	▲ 8	Strike (0-1)	No	Strikeout Swinging (0-2)	Colin Selby (P)	Jennifer Payol
102.	90 - July 21	vs. St. Paul	Logan Porter	Catcher	▲ 5	Ball (3-0)	No	Walk (3-0)	Alex De Goti (SS)	Matthew Brown
103.	90 - July 21	vs. St. Paul	Logan Porter	Catcher	▼ 7	Ball (1-0)	YES	Walk (3-2)	Kyle Garlick (1B)	Matthew Brown
104.	90 - July 21	vs. St. Paul	Logan Porter	Catcher	▼ 7	Ball (0-0)	YES	Fielder's Choice, 6-4 (1-2)	Kyle Garlick (1B)	Matthew Brown
105.	90 - July 21	vs. St. Paul	Adeiny Hechavarria	Batter	▼ 8	Strike (0-0)	YES	Strikeout Swinging (2-2)	Cody Laversa (1P)	Matthew Brown
106.	90 - July 21	vs. St. Paul	Christian Chamberlain	Pitcher	▲ 8	Ball (0-1)	YES	Strikeout Swinging (0-2)	Matthew Yake (3B)	Matthew Brown
107.	90 - July 21	vs. St. Paul	Clay Dungan	Batter	▼ 8	Strike (0-1)	No	Strikeout Swinging (1-2)	Josh Winder (P)	Matthew Brown
108.	91 - July 22	vs. St. Paul	Max Castillo	Pitcher	▲ 1	Ball (0-0)	No	Single (2-2)	Kyle Garlick (1B)	David Arrieta
109.	91 - July 22	vs. St. Paul	Tyler Gentry	Batter	▼ 2	Strike (2-1)	YES	Walk (3-1)	Dallas Keuchel (P)	David Arrieta
110.	91 - July 22	vs. St. Paul	Jose Briceño	Catcher	▼ 8	Ball (1-0)	YES	Groundout, 6-3 (1-2)	Trevor Larnach (LF)	David Arrieta
111.	92 - July 23	vs. St. Paul	Logan Porter	Batter	▲ 1	Strike (1-2)	No	Strikeout Looking (1-2)	Randy Dobnak (P)	Trevor Larnach
112.	92 - July 23	vs. St. Paul	Samad Taylor	Batter	▼ 1	Strike (1-1)	No	Strikeout Swinging (1-2)	Randy Dobnak (P)	Trevor Larnach
113.	96 - July 28	@ Columbus	Logan Porter	Batter	▲ 5	Strike (3-2)	No	Strikeout Looking (3-2)	Randy Labaut (P)	Luis Hernandez
114.	96 - July 28	@ Columbus	CJ Alexander	Batter	▲ 5	Strike (2-2)	YES	Walk (3-2)	Randy Labaut (P)	Luis Hernandez
115.	96 - July 28	@ Columbus	Nate Eaton	Batter	▼ 7	Strike (1-0)	YES	Fielder's Choice, 6-4 (1-1)	Jhon Romero (P)	Luis Hernandez
116.	96 - July 28	@ Columbus	Logan Porter	Catcher	▼ 9	Ball (1-1)	No	Walk (3-2)	Chris Reller (CF)	Luis Hernandez
117.	97 - July 29	@ Columbus	Jose Briceño	Catcher	▼ 1	Ball (0-0)	No	Groundout, 1-3 (3-2)	Daniel Schneemann (3B)	Nate Tomlinson
118.	97 - July 29	@ Columbus	Jose Briceño	Catcher	▼ 3	Ball (1-1)	YES	Double Play, 4-6-3 (1-2)	Daniel Schneemann (3B)	Nate Tomlinson
119.	97 - July 29	@ Columbus	Jose Briceño	Catcher	▼ 5	Ball (1-1)	YES	Double Play, 4-6-3 (1-2)	Daniel Schneemann (3B)	Nate Tomlinson

														STORM CHASERS				OPPONENT			
GM #	MARCH	OPPONENT	SCORE	RECORD	STANDINGS, DIV	WIN	LOSS	SAVE	TEMP.	1ST PITCH	TIME	ATT.	HOME ATT.	R	H	E	LO	R	H	E	LO
1.	3/31	@ Indianapolis	W, 8-6	1-0	1st +0.5	C. Snider (1-0)	Y. De Los Santos (0-1)	J. Staumont (1)	66°	7:05 PM	2:54	8,095		8	12	0	14	6	11	2	7
														STORM CHASERS				OPPONENT			
GM #	APRIL	OPPONENT	SCORE	RECORD	STANDINGS, DIV	WIN	LOSS	SAVE	TEMP.	1ST PITCH	TIME	ATT.	HOME ATT.	R	H	E	LO	R	H	E	LO
2.	4/1	@ Indianapolis	W, 12-1	2-0	1st +1.0	D. Parrish (1-0)	C. Smith (0-1)	-	42°	1:37 PM	2:26	4,012		12	16	0	11	1	5	2	3
3.	4/2	@ Indianapolis	W, 8-3	3-0	1st +1.0	J. Kowar (1-0)	D. Zamora (0-1)	-	49°	1:36 PM	2:53	4,240		8	12	0	9	3	11	2	10
4.	4/4	TOLEDO	L, 9-2	3-1	2nd -0.5	B. White (1-0)	M. Castillo (0-1)	-	55°	6:42 PM	2:27	3,200	3,200	2	6	0	6	9	12	0	5
5.	4/5	TOLEDO	L, 7-6	3-2	2nd -1.0	T. Holton (1-0)	R. Weiss (0-1)	M. Díaz (2)	35°	12:07 PM	2:40	1,405	4,605	6	8	2	6	7	12	1	9
6.	4/6	TOLEDO	L, 8-5	3-3	3rd -2.0	J. Fry (1-0)	J. Kowar (1-1)	M. Del Pozo (1)	45°	12:06 PM	2:48	1,607	6,212	5	7	1	4	8	10	2	9
7.	4/7	TOLEDO	W, 9-4	4-3	2nd -1.0	J. Heasley (1-0)	R. Olson (0-2)	-	70°	6:35 PM	2:35	1,968	8,180	9	12	0	6	4	9	0	11
8.	4/8	TOLEDO	W, 13-8	5-3	2nd -0.5	M. Martínez (1-0)	M. Lorenzen (0-1)	-	71°	2:05 PM	2:49	2,070	10,250	13	12	3	4	8	13	0	12
9.	4/9	TOLEDO	L, 8-2	5-4	2nd -1.5	T. Holton (2-0)	M. Castillo (0-2)	-	73°	2:11 PM	2:57	2,119	12,369	2	6	3	12	8	13	0	11
10.	4/11	@ Iowa	L, 9-6	5-5	15th -2.5	R. Elías (1-0)	M. Mayers (0-1)	M. Rodríguez (1)	79°	6:38 PM	2:34	3,557		6	10	0	6	9	7	1	6
11.	4/12	@ Iowa	W, 10-6	6-5	15th -1.5	J. Kowar (2-0)	R. Thompson (0-1)	-	77°	12:09 PM	2:26	4,085		10	12	0	5	6	8	0	4
12.	4/13	@ Iowa	L, 14-1	6-6	16th -2.5	N. Neidert (1-1)	J. Heasley (1-1)	-	81°	6:38 PM	2:18	3,647		1	6	1	4	14	15	0	8
13.	4/14	@ Iowa	W, 11-8	7-6	16th -2.0	C. Snider (2-0)	M. Rodríguez (1-1)	N. Wittgren (1)	79°	7:09 PM	3:16	6,257		11	11	2	10	8	11	3	10
14.	4/15	@ Iowa	PPD/Rain (To be made up April 16)																		
14.	4/16	@ Iowa	Cancelled/Snow																		
15.	4/16	@ Iowa	Cancelled/Snow																		
14.	4/18	GWINNETT	L, 4-1	7-7	15th -3.0	T. Tice (2-0)	J. Kowar (2-2)	Y. Rios (1)	70°	6:39 PM	2:24	1,703	14,072	1	7	1	8	4	6	0	8
15.	4/19	GWINNETT	L, 6-2	7-8	15th -4.0	B. Burrows (1-0)	J. Heasley (1-2)	-	70°	12:05 PM	2:15	6,641	20,713	2	6	0	5	6	10	0	3
16.	4/20	GWINNETT	L, 9-3	7-9	16th -4.5	B. Moran (1-0)	M. Castillo (0-3)	-	56°	6:37 PM	2:47	2,026	22,739	3	3	1	10	9	10	1	5
17.	4/21	GWINNETT	L, 7-3	7-10	7th -6.0	A. Winans (1-2)	E. Sisk (0-1)	-	44°	6:36 PM	3:01	2,041	24,780	3	9	2	9	7	11	0	8
18.	4/22	GWINNETT	L, 5-2	7-11	16th -7.0	D. Dodd (1-0)	A. Núñez (0-1)	Y. Rios (2)	42°	2:06 PM	2:27	3,025	27,805	2	4	1	2	5	10	0	10
19.	4/23	GWINNETT	W, 5-3	8-11	16th -6.0	M. Mayers (1-1)	N. Kingham (0-3)	N. Wittgren (2)	49°	2:06 PM	2:23	2,046	29,851	5	12	3	6	3	8	0	9
20.	4/25	@ Nashville	L, 8-3	8-12	16th -7.0	R. Gasser (1-0)	J. Heasley (1-3)	-	67°	6:39 PM	2:14	4,127		3	5	1	3	8	11	0	6
21.	4/26	@ Nashville	L, 5-0	8-13	17th -8.0	C. Boushley (1-1)	M. Castillo (0-4)	-	68°	6:37 PM	2:27	5,455		0	4	0	5	5	11	1	8
22.	4/27	@ Nashville	W, 2-1	9-13	7th -7.0	A. Cox (1-0)	J. Junk (2-1)	N. Wittgren (3)	61°	7:19 PM	2:28 (:44)	3,507		2	8	0	7	1	6	1	8
23.	4/28	@ Nashville	L, 4-3	9-14	7th -7.0	J. Bukauskas (1-0)	J. Dye (0-1)	-	69°	6:37 PM	2:26	6,707		3	5	1	3	4	7	1	4
24.	4/29	@ Nashville	L, 6-5 (10)	9-15	18th -8.0	L. Erceg (3-0)	E. Sisk (0-2)	-	70°	6:39 PM	2:58	9,833		5	8	0	6	6	13	1	15
25.	4/30	@ Nashville	W, 10-6	10-15	7th -7.0	A. Núñez (1-1)	J. Bukauskas (1-1)	-	61°	3:08 PM	3:00 (:10:3)	9,469		10	11	1	9	6	9	3	9
APRIL Hitting Results: .250/.337/.441 (200-for-799), 49 2B, 2 3B, 33 HR, 124 R, 99 BB, 38 SB // APRIL Pitching Results: 9-15, 5.65 ERA (133 ER in 212.0 IP), 3/7 SV, 238 H, 30 HR, 104 BB, 198 K, 1.61 WHIP, .284 AVG																					
														STORM CHASERS				OPPONENT			
GM #	MAY	OPPONENT	SCORE	RECORD	STANDINGS, DIV	WIN	LOSS	SAVE	TEMP.	1ST PITCH	TIME	ATT.	HOME ATT.	R	H	E	LO	R	H	E	LO
26.	5/2	LOUISVILLE	L, 10-4	10-16	18th -8.0	A. Abbott (1-0)	M. Castillo (0-5)	-	57°	12:06 PM	2:57	2,024	31,875	4	6	0	10	10	14	2	8
27.	5/3	LOUISVILLE	L, 7-4	10-17	10th -9.0	B. Lively (4-0)	M. Martinez (1-1)	-	60°	11:07 AM	2:20	3,364	35,239	4	10	1	5	7	11	0	7
28.	5/4	LOUISVILLE	L, 12-10	10-18	10th -9.0	R. Wynne (1-1)	D. Parrish (1-1)	-	77°	6:36 PM	2:45	3,333	38,572	10	11	1	9	12	13	4	4
29.	5/5	LOUISVILLE	W, 6-2	11-18	10th -8.0	M. Mayers (2-1)	B. Williamson (1-4)	J. Kowar (1)	63°	6:36 PM	2:14	5,735	44,307	6	5	0	3	2	7	1	7
30.	5/6	LOUISVILLE	W, 11-9	12-18	8th -7.5	E. Sisk (1-2)	J. Kuhnel (0-1)	J. Cuas (1)	78°	6:37 PM	2:57	3,872	48,179	11	12	0	8	9	13	1	6
31.	5/7	LOUISVILLE	L, 4-3	12-19	9th -7.0	Z. Brown (1-1)	B. Kriske (0-1)	A. Busenitz (3)	82°	2:07 PM	2:46	2,469	50,648	3	8	0	7	4	6	0	8
32.	5/9	@ Scranton/WB	L, 14-2	12-20	9th -8.0	M. Spence (3-2)	D. Parrish (1-2)	-	68°	6:06 PM	2:20	3,053		2	4	1	2	14	18	1	7
33.	5/10	@ Scranton/WB	L, 4-3	12-21	10th -8.5	A. McGarity (3-0)	D. Coleman (0-1)	-	60°	11:05 AM	2:41	5,829		3	5	0	9	4	4	1	6
34.	5/11	@ Scranton/WB	W, 4-3 (11)	13-21	9th -8.5	A. Núñez (2-1)	D. Snelten (0-2)	-	76°	6:37 PM	3:02	3,691		4	4	0	6	3	8	2	10
35.	5/12	@ Scranton/WB	W, 3-2	14-21	9th -8.5	D. Lynch (1-0)	R. Vásquez (0-5)	N. Wittgren (4)	79°	6:35 PM	2:22	4,142		3	8	0	5	2	4	1	6
36.	5/13	@ Scranton/WB	L, 8-6	14-22	10th -9.0	A. McGarity (4-0)	B. Kriske (0-2)	-	76°	4:05 PM	2:32	5,027		6	14	0	6	8	10	0	5
37.	5/14	@ Scranton/WB	W, 6-3	15-22	9th -8.0	J. Dipoto (1-0)	D. Snelten (0-3)	N. Wittgren (5)	75°	1:06 PM	3:02	3,058		6	7	0	6	3	9	1	11
38.	5/16	TOLEDO	L, 9-2	15-23	10th -8.0	H. Hembree (4-1)	J. Heasley (1-4)	-	77°	6:36 PM	2:45	2,001	52,649	2	9	1	15	9	12	0	6
39.	5/17	TOLEDO	W, 16-8	16-23	10th -7.5	W. Pennington (1-0)	Z. Logue (1-3)	-	83°	6:37 PM	2:54	2,218	54,867	16	18	0	8	8	14	2	3
40.	5/18	TOLEDO	W, 9-0	17-23	10th -6.5	A. Cox (2-0)	B. Haniffee (0-3)	-	78°	6:37 PM	2:31	3,529	58,396	9	14	0	8	0	3	0	6
41.	5/19	TOLEDO	W, 9-1	18-23	10th -6.0	A. Núñez (3-1)	A. Bergner (1-1)	-	66°	6:36 PM	2:41	5,058	63,454	9	12	1	9	1	6	1	8
42.	5/20	TOLEDO	L, 4-1	18-24	10th -7.5	R. Olson (2-3)	J. McArthur (0-1)	M. Díaz (7)	75°	6:38 PM	2:47	6,882	70,336	1	2	0	8	4	5	1	8
43.	5/21	TOLEDO	W, 8-4	19-24	10th -6.5	N. Wittgren (1-0)	S. Elledge (0-1)	-	81°	5:07 PM	2:50	3,995	74,331	8	12	0	9	4	15	2	11
44.	5/23	@ St. Paul	W, 6-1	20-24	10th -6.5	D. Lynch (2-0)	S. Woods Richardson (0-5)	-	76°	11:09 AM	2:24	7,436		6	10	0	10	1	6	0	7
45.	5/24	@ St. Paul	L, 6-5	20-25	10th -6.5	O. Ortega (2-0)	B. Kriske (0-3)	-	68°	7:08 PM	3:00	4,222		5	11	1	12	6	9	2	9
46.	5/25	@ St. Paul	L, 8-6	20-26	10th -7.5	R. Henriquez (1-0)	A. Núñez (3-2)	P. Murphy (2)	74°	7:09 PM	2:50	7,218		6	10	3	12	8	10	2	6
47.	5/26	@ St. Paul	W, 6-4	21-26	9th -6.5	D. Parrish (2-2)	C. Sadzeck (1-3)	D. Coleman (1)	77°	7:08 PM	2:59	6,080		6	8	1	8	4	8	1	9
48.	5/27	@ St. Paul	L, 14-1	21-27	9th -7.5	R. Dobnak (2-1)	J. Heasley (1-5)	-	80°	7:10 PM	2:51	6,386		1	6	3	8	14	16	1	10
49.	5/28	@ St. Paul	L, 10-6	21-28	10th -8.5	J. Winder (3-1)	J. Kowar (2-3)	-	82°	5:12 PM	2:28	8,640		6	11	2	4	10	9	1	2
50.	5/30	MEMPHIS	W, 7-6	22-28	9th -8.0	A. Veneziano (1-0)	J. Woodford (0-1)	B. Kriske (1)	82°	7:06 PM	2:32	2,352	76,683	7	12	0	6	6	6	3	8
51.	5/31	MEMPHIS	L, 9-4	22-29	10th -8.5	M. McGreevy (4-0)	A. Cox (2-1)	-	84°	7:06 PM	2:37	5,049	81,732	4	9	2	8	9	11	2	8
MAY Hitting Results: .269/.366/.436 (238-for-885), 53 2B, 7 3B, 27 HR, 148 R, 120 BB, 58 SB // MAY Pitching Results: 12-14, 5.61 ERA (162 ER in 229.1 IP), 6/12 SV, 247 H, 46 HR, 126 BB, 235 K, 1.63 WHIP, .278 AVG																					
														STORM CHASERS				OPPONENT			
GM #	JUNE	OPPONENT	SCORE	RECORD	STANDINGS, DIV	WIN	LOSS	SAVE	TEMP.	1ST PITCH	TIME	ATT.	HOME ATT.	R	H	E	LO	R	H	E	LO
52.	6/1	MEMPHIS	L, 12-6	22-30	10th -9.0	D. Hudson (2-3)	C. Snider (2-1)	-	70°	7:07 PM	3:12	3,685	85,417	6	9	1	8	12	11	0	9
53.	6/2	MEMPHIS	W, 10-9 (10)	23-30	10th -8.5	J. Dipoto (2-0)	J. Walsh (2-1)	-	76°	7:07 PM	3:23	5,206	90,623</								

GM #	JUNE	OPPONENT	SCORE	RECORD	STANDINGS, LG	WIN	LOSS	SAVE	TEMP.	1ST PITCH	TIME	ATT.	HOME A/T	STORM CHASERS				OPPONENT				
														R	H	E	LO	R	H	E	LO	
73.	6/28	IOWA	L, 9-2	0-1, 38-35	1 st 10th	-1.0	C. Kilian (5-1)	B. Hanifee (0-3)	-	83°	12:07 PM	2:33	3,776	131,378	2	5	1	5	9	7	0	8
74.	6/29	IOWA	W, 8-3	1-1, 39-x-35	7 th 11th	-1.0	M. Mayers (3-1)	R. Thompson (2-5)	-	89°	7:09 PM	2:44	5,951	137,329	8	12	0	11	3	3	1	4
75.	6/30	IOWA	L, 6-5	1-2, 39-36	1 st 11th	-2.0	M. Rodriguez (2-3)	J. Kowar (2-4)	-	82°	7:08 PM	2:52	6,012	143,341	5	9	0	10	6	8	2	5
JUNE Hitting Results: 281/380/450 (226-for-804), 55 2B, 3 3B, 25 HR, 152 R, 125 BB, 45 SB // JUNE Pitching Results: 16-6, 4.35 ERA (104 ER in 215.1 IP), 6/11 SV, 187 H, 26 HR, 127 BB, 219 K, 1.46 WHIP, 232 AVG																						

														STORM CHASERS				OPPONENT				
GM #	JULY	OPPONENT	SCORE	RECORD	STANDINGS, LG	WIN	LOSS	SAVE	TEMP.	1ST PITCH	TIME	ATT.	HOME ATT.	R	H	E	LO	R	H	E	LO	
76.	7/1	IOWA	PPD/Rain (Made up July 2, 6-2 loss)																			
76.	7/2 G1	IOWA	W, 11-1 (7)	2-2, 40-36	18th -1.5	J. Bowlan (2-0)	C. Clarke (0-3)	-	84°	2:07 PM	2:20	-	143,341	11	16	0	6	1	4	0	8	
77.	7/2 G2	IOWA	L, 6-2 (7)	2-3, 40-37	113th -3.0	N. Neidert (4-3)	C. Ragans (0-1)	-	87°	5:06 PM	1:46	6,764	150,105	2	6	0	3	6	10	0	3	
78.	7/3	IOWA	L, 7-6	2-4, 40-38	114th -4.0	B. Brown (4-5)	A. Zerpa (0-1)	M. Rodríguez (10)	88°	7:08 PM	2:41	9,023	159,128	6	5	1	5	7	9	1	5	
79.	7/4	@ Gwinnett	L, 3-2	2-5, 40-39	115th -4.0	R. Muñoz (2-2)	J. Kowar (2-5)	G. Holmes (5)	88°	7:07 PM	2:14	10,067		1	3	1	0	3	4	0	6	
80.	7/5	@ Gwinnett	L, 8-7 (10)	2-6, 40-40	115th -4.0	B. Burrows (3-2)	B. Kriske (0-4)	-	83°	7:07 PM	3:08	1,811		7	13	1	9	8	10	0	9	
81.	7/6	@ Gwinnett	L, 9-6	2-7, 40-41	118th -5.0	N. Marguevicius (3-2)	E. Sisk (2-3)	G. Holmes (6)	81°	7:08 PM	2:21	2,761		6	10	1	4	9	6	0	2	
82.	7/7	@ Gwinnett	W, 7-1	3-7, 41-41	116th -4.5	C. Ragans (1-1)	J. Shuster (2-2)	J. Bowlan (1)	80°	8:13 PM	2:45 (1:08)	4,515		7	13	0	13	1	7	0	8	
83.	7/8	@ Gwinnett	Cancelled/Wet Grinds																			
83.	7/9	@ Gwinnett	L, 8-1	3-8, 41-42	18th -5.5	A. Winans (7-3)	B. Keller (0-2)	-	83°	1:06 PM	2:23	5,129		1	3	1	3	8	8	0	7	
84.	7/14	INDIANAPOLIS	L, 13-5	3-9, 41-43	18th -5.5	K. Emanuel (7-3)	A. Zerpa (0-2)	-	82°	7:08 PM	2:49	5,184	164,312	5	12	0	12	13	13	0	9	
85.	7/15	INDIANAPOLIS	W, 8-3	4-9, 42-43	18th -5.5	W. Pennington (3-0)	C. Alldred (5-2)	-	85°	7:08 PM	2:35	5,768	170,080	8	8	0	5	3	9	0	9	
86.	7/16	INDIANAPOLIS	L, 11-4	4-10, 42-44	118th -6.0	J. Jones (2-1)	B. Keller (0-3)	-	84°	5:06 PM	2:48	5,553	175,633	4	10	0	8	11	14	0	9	
87.	7/18	ST. PAUL	W, 1-0	5-10, 43-44	18th -5.0	W. Pennington (4-0)	J. Winder (5-2)	-	65°	12:07 PM	2:00	2,525	178,158	1	5	0	5	0	2	1	4	
88.	7/19	ST. PAUL	L, 9-4	5-11, 43-45	18th -6.0	L. Varland (4-0)	J. Bowlan (2-1)	A. Sanchez (1)	79°	7:07 PM	2:49	3,927	182,085	4	7	0	5	9	8	0	14	
89.	7/20	ST. PAUL	L, 6-5	5-12, 43-46	118th -7.0	A. Brice (1-1)	S. Cruz (0-1)	P. Murphy (6)	79°	7:06 PM	2:44	5,555	187,640	5	10	0	9	6	10	0	9	
90.	7/21	ST. PAUL	W, 5-4	6-12, 44-46	18th -6.5	C. Chamberlain (1-1)	J. Winder (5-3)	-	81°	7:07 PM	2:36	6,598	194,238	5	10	0	9	4	6	1	7	
91.	7/22	ST. PAUL	W, 8-5	7-12, 45-46	7th -6.0	W. Klein (1-0)	B. Enlow (2-3)	-	83°	7:07 PM	2:27	5,528	199,766	8	9	0	6	5	9	2	4	
92.	7/23	ST. PAUL	W, 3-1	8-12, 46-46	17th -5.0	J. McArthur (1-1)	P. Murphy (5-2)	W. Klein (1)	89°	5:07 PM	2:12	4,877	204,643	3	8	0	7	1	6	0	6	
93.	7/25	@ Columbus	L, 10-2	8-13, 46-47	17th -5.5	J. Eickhoff (1-2)	J. Bowlan (2-2)	-	85°	7:06 PM	2:52	11,084		2	5	0	9	10	11	2	8	
94.	7/26	@ Columbus	W, 5-2	9-13, 47-47	17th -5.5	W. Pennington (5-0)	C. Smith (2-1)	W. Klein (2)	85°	12:06 PM	2:43	10,100		5	7	1	11	2	6	0	5	
95.	7/27	@ Columbus	W, 5-2	10-13, 48-47	17th -4.5	C. Ragans (2-1)	H. Gaddis (1-7)	J. Kowar (2)	88°	7:05 PM	2:53	7,261		5	8	0	10	2	5	2	11	
96.	7/28	@ Columbus	W, 7-6	11-13, 49-47	15th -4.0	M. Castillo (3-6)	T. Ponticelli (2-6)	W. Klein (3)	82°	7:05 PM	2:50	7,838		7	8	0	6	6	9	0	4	
97.	7/29	@ Columbus	L, 6-3	11-14, 49-48	116th -5.0	P. Diehl (3-1)	A. Veneziano (4-1)	T. Herrin (2)	84°	7:06 PM	2:41	10,100		3	11	0	14	6	8	0	6	
98.	7/30	@ Columbus	W, 7-5	12-14, 50-48	15th -5.0	J. Bowlan (3-2)	P. Battenfield (0-3)	-	85°	4:07 PM	2:12	9,008		7	7	1	3	5	8	0	7	

[illegible][illegible]

LF

Tucker Bradley, 45 (23-22)
Brewer Hicklen, 12 (4-8)
Dairon Blanco, 11 (6-5)
Samad Taylor, 9 (6-3)
John Rave, 9 (5-4)
Nate Eaton, 6 (3-3)
Nick Pratto, 3 (1-2)
Tyler Gentry, 2 (1-1)
Nelson Velázquez, 2 (0-2)
Franmil Reyes, 1 (1-0)
Nick Loftin, 1 (0-1)

CF

Dairon Blanco, 26 (13-13)
John Rave, 22 (10-12)
Nate Eaton, 18 (9-9)
Drew Waters, 12 (7-5)
Samad Taylor, 11 (2-9)
Kyle Isbel, 8 (6-2)
Brewer Hicklen, 4 (2-2)

RF

Tyler Gentry, 83 (40-43)
Nate Eaton, 6 (3-3)
John Rave, 5 (2-3)
Dairon Blanco, 4 (4-0)
CJ Alexander, 4 (1-3)

SS

Angelo Castellano, 45 (19-26)
Adeiny Hechavarria, 30 (14-16)
Maikel Garcia, 14 (8-6)
Clay Dungan, 9 (5-4)
Jermaine Palacios, 2 (2-0)
Johan Camargo, 1 (1-0)
Nicky Lopez, 1 (1-0)

2B

Samad Taylor, 49 (27-22)
Clay Dungan, 17 (10-7)
Nick Loftin, 14 (3-11)
Nate Eaton, 8 (4-4)
Angelo Castellano, 7 (3-4)
Johan Camargo, 3 (2-1)
Michael Massey, 2 (1-1)
Nicky Lopez, 1 (0-1)
Devin Mann, 1 (0-1)

3B

Nick Loftin, 40 (23-17)
Clay Dungan, 15 (9-6)
Jermaine Palacios, 10 (6-4)
Maikel Garcia, 10 (2-8)
Nate Eaton, 9 (2-7)
Johan Camargo, 8 (5-3)
Angelo Castellano, 8 (4-4)
Samad Taylor, 2 (0-2)
Nicky Lopez, 1 (0-1)

SP

Max Castillo, 14 (5-9)
Jonathan Heasley, 13 (7-6)
Drew Parrish, 13 (7-6)
Anthony Veneziano, 10 (6-4)
Austin Cox, 9 (5-4)
Mike Mayers, 8 (3-5)
Angel Zerpa, 6 (1-5)
Daniel Lynch, 4 (3-1)
Cole Ragans, 4 (3-1)
Jonathan Bowlan, 4 (2-2)
Daniel Mengden, 3 (3-0)
Alec Marsh, 3 (2-1)
Ryan Yarbrough, 3 (1-2)
Brad Keller, 2 (1-1)
James McArthur, 2 (1-1)
Evan Sisk, 2 (0-2)
Jackson Kowar, 1 (0-1)
Marcelo Martinez, 1 (0-1)

1B

CJ Alexander, 38 (19-19)
Logan Porter, 20 (12-8)
Nick Pratto, 16 (6-10)
Angelo Castellano, 10 (6-4)
Matt Beaty, 5 (3-2)
Jermaine Palacios, 4 (1-3)
Paxton Wallace, 3 (2-1)
Greyson Jenista, 3 (1-2)
Johan Camargo, 2 (1-1)
Devin Mann, 1 (0-1)

DH

Brewer Hicklen, 34 (23-11)
CJ Alexander, 11 (7-4)
Tucker Bradley, 11 (5-6)
Dairon Blanco, 7 (4-3)
Tyler Gentry, 7 (2-5)
Nick Loftin, 5 (0-5)
Matt Beaty, 4 (3-1)
Logan Porter, 4 (1-3)
Clay Dungan, 3 (2-1)
Jakson Reetz, 3 (1-2)
Franmil Reyes, 3 (1-2)
Johan Camargo, 2 (0-2)
Freddy Fermin, 2 (0-2)
Kyle Isbel, 1 (1-0)
John Rave, 1 (1-0)
Nate Eaton, 1 (0-1)
Michael Massey, 1 (0-1)
Samad Taylor, 1 (0-1)
Nelson Velázquez, 1 (0-1)

C

Logan Porter, 54 (26-28)
Jakson Reetz, 23 (12-11)
José Briceño, 13 (6-7)
Freddy Fermin, 12 (6-6)

1	2	3	4	5	6	7	8	9
Samad Taylor, 53 (23-30) Drew Waters, 12 (7-5) Brewer Hicklen, 10 (7-3) Dairon Blanco, 9 (7-2) John Rave, 6 (1-5) Nate Eaton, 4 (2-2) Clay Dungan, 4 (1-3) Tucker Bradley, 3 (1-2)	Maikel Garcia, 24 (10-14) Samad Taylor, 16 (11-5) John Rave, 13 (9-4) Nick Loftin, 12 (4-8) Nate Eaton, 11 (3-8) Kyle Isbel, 9 (7-2) Matt Beaty, 4 (1-3) Tucker Bradley, 3 (1-2) Nicky Lopez, 3 (1-2) Michael Massey, 2 (1-1) Clay Dungan, 1 (1-0) CJ Alexander, 1 (0-1) Adeiny Hechavarria, 1 (0-1) Logan Porter, 1 (0-1)	Tyler Gentry, 57 (28-29) Nick Loftin, 12 (7-5) Logan Porter, 9 (4-5) John Rave, 8 (2-6) Nick Pratto, 4 (3-1) Samad Taylor, 3 (1-2) Matt Beaty, 2 (2-0) Nate Eaton, 2 (1-1) Nelson Velázquez, 2 (0-2) Clay Dungan, 1 (0-1) Michael Massey, 1 (0-1)	Logan Porter, 34 (16-18) Nick Pratto, 14 (5-9) CJ Alexander, 10 (6-4) Tyler Gentry, 10 (5-5) Johan Camargo, 8 (6-2) Nick Loftin, 4 (2-2) Franmil Reyes, 4 (2-2) John Rave, 3 (0-3) Devin Mann, 2 (0-2) Matt Beaty, 1 (1-0) Freddy Fermin, 1 (1-0) Brewer Hicklen, 1 (0-1)	Nick Loftin, 25 (9-16) Nate Eaton, 14 (6-8) CJ Alexander, 13 (10-3) Logan Porter, 13 (9-4) Tucker Bradley, 9 (2-7) Brewer Hicklen, 5 (4-1) Clay Dungan, 4 (3-1) John Rave, 4 (2-2) Johan Camargo, 4 (1-3) Tyler Gentry, 3 (1-2) Jakson Reetz, 2 (2-0) Dairon Blanco, 1 (0-1) Freddy Fermin, 1 (0-1) Greyson Jenista, 1 (0-1) Nick Pratto, 1 (0-1) Nelson Velázquez, 1 (0-1)	CJ Alexander, 17 (7-10) Logan Porter, 16 (6-10) Tyler Gentry, 14 (3-11) Brewer Hicklen, 10 (6-4) Jakson Reetz, 8 (3-5) Nate Eaton, 6 (4-2) Nick Loftin, 5 (2-3) Adeiny Hechavarria, 4 (3-1) Tucker Bradley, 4 (2-2) Dairon Blanco, 4 (2-2) Jermaine Palacios, 3 (3-0) Clay Dungan, 3 (2-1) Freddy Fermin, 2 (2-0) Matt Beaty, 1 (1-0) José Briceño, 1 (1-0) Greyson Jenista, 1 (1-0) John Rave, 1 (1-0) Johan Camargo, 1 (0-1)	Dairon Blanco, 17 (9-8) Brewer Hicklen, 15 (7-8) Jakson Reetz, 11 (6-5) Adeiny Hechavarria, 11 (5-6) Freddy Fermin, 10 (3-7) CJ Alexander, 8 (3-5) Clay Dungan, 6 (4-2) Jermaine Palacios, 6 (2-4) Tyler Gentry, 5 (4-1) Logan Porter, 4 (2-2) Tucker Bradley, 2 (2-0) Nate Eaton, 2 (1-1) Angelo Castellano, 1 (1-0) Johan Camargo, 1 (0-1) Greyson Jenista, 1 (0-1) Nick Loftin, 1 (0-1)	Clay Dungan, 20 (12-8) Dairon Blanco, 15 (7-8) Tucker Bradley, 12 (6-6) José Briceño, 11 (5-6) Brewer Hicklen, 9 (3-6) Angelo Castellano, 8 (4-4) Adeiny Hechavarria, 8 (3-5) Jakson Reetz, 5 (2-3) Jermaine Palacios, 4 (3-1) CJ Alexander, 3 (0-3) Tyler Gentry, 2 (1-1) Paxton Wallace, 2 (1-1) Johan Camargo, 1 (1-0) John Rave, 1 (1-0)	Angelo Castellano, 60 (25-35) Tucker Bradley, 23 (14-9) Adeiny Hechavarria, 6 (3-3) Clay Dungan, 4 (2-2) Jermaine Palacios, 3 (1-2) Dairon Blanco, 2 (2-0) Brewer Hicklen, 1 (1-0) José Briceño, 1 (0-1) Paxton Wallace, 1 (0-1)

PLAYER	GS	POSITION										BATTING ORDER								
		C	1B	2B	3B	SS	LF	CF	RF	OF	DH	1ST	2ND	3RD	4TH	5TH	6TH	7TH	8TH	9TH
Tyler Gentry	92						2		83	85	7			57	10	3	14	5	3	
Logan Porter	79	54	21								4		1	9	36	13	16	4		
Samad Taylor	72			49	2		9	11		20	1	53	16	3						
Angelo Castellano	70		10	7	8	45												1	8	61
Nick Loftin	60			14	40		1				5		12	13	4	25	5	1		
Tucker Bradley	56						45			45	11	3	3			9	4	2	12	23
CJ Alexander	53		38						4	4	11		1		10	13	17	9	3	
Brewer Hicklen	51						13	4		17	34	10			1	5	10	15	9	1
Nate Eaton	49			8	9		6	19	6	31	1	4	11	2	9	14	7	2		
Dairon Blanco	48						11	26	4	41	7	9				1	4	17	15	2
Clay Dungan	44			17	15	9					3	5	1	1		4	3	6	20	4
John Rave	37						9	22	5	36	1	6	13	8	3	5	1		1	
Adeiny Hechavarria	30					30							1				4	11	8	6
Jakson Reetz	26	23									3					2	8	11	5	
Maikel Garcia	24				10	14							24							
Nick Pratto	18		15				3			3				4	13	1				
Jermaine Palacios	16		4		10	2											3	6	4	3
Johan Camargo	15		2	3	7	1					2				8	4	1	1	1	
Freddy Fermin	14	12									2				1	1	2	10		
José Briceño	13	13															1		11	1
Drew Waters	12							12		12		12								
Kyle Isbel	9							8		8	1		9							
Matt Beaty	9		5								4		5	2	1		1			
Franmil Reyes	4						1			1	3				4					
Nicky Lopez	3			1	1	1							3							
Greyson Jenista	3		3													1	1	1		
Michael Massey	3			2							1		2	1						
Paxton Wallace	3		3																2	1
Nelson Velázquez	3						2			2	1			2		1				
Devin Mann	2		1	1											2					

OF LINEUP COMBOS

102 Games
100 Unique Lineup Combinations Used

MOST USED LINEUP (2, 2x)

PLAYER	Pos.
1. Brewer Hicklen	DH
2. John Rave	CF
3. Logan Porter	C
4. Nate Eaton	2B
5. Tucker Bradley	LF
6. Tyler Gentry	RF
7. Adeiny Hechavarria	SS
8. Clay Dungan	3B
9. Angelo Castellano	1B

STORM CHASERS POSITION PRODUCTION

	AVG	AB	H	TB	2B	3B	HR	RBI	BB	SO	OBP	SLG	OPS	SAC	SF	HBP	GDP
C	.255	369	94	154	21	0	13	49	50	105	.353	.417	.770	0	3	8	10
1B	.243	387	94	175	18	3	19	58	41	105	.320	.452	.772	0	4	5	8
2B	.271	380	103	161	20	4	10	58	65	81	.378	.424	.802	1	8	5	12
3B	.283	381	108	172	25	0	13	68	52	76	.368	.451	.819	1	7	3	13
SS	.243	358	87	138	21	0	10	60	50	86	.335	.385	.720	0	3	1	4
LF	.265	358	95	162	26	4	11	58	53	91	.364	.453	.817	2	6	6	12
CF	.294	395	116	190	27	4	13	50	51	90	.386	.481	.867	2	2	10	14
RF	.255	381	97	164	23	1	14	60	60	98	.364	.430	.794	1	6	9	7
DH	.250	380	95	162	22	3	13	51	50	112	.345	.426	.771	2	2	6	7

STORM CHASERS BATTING ORDER PRODUCTION

	AVG	AB	H	TB	2B	3B	HR	RBI	BB	SO	OBP	SLG	OPS	SAC	SF	HBP	GDP
1st	.305	413	126	196	29	7	9	61	58	87	.392	.475	.867	1	9	7	11
2nd	.249	401	100	156	27	1	9	58	63	97	.352	.389	.741	1	5	3	11
3rd	.244	394	96	156	23	2	11	67	56	96	.345	.396	.741	1	8	9	12
4th	.241	399	96	165	19	1	16	53	44	110	.322	.414	.736	0	6	7	8
5th	.272	397	108	189	20	2	19	65	39	88	.341	.476	.817	1	3	4	12
6th	.270	374	101	184	27	1	18	49	47	97	.357	.492	.849	0	2	5	7
7th	.218	353	77	143	17	2	15	59	53	99	.331	.405	.736	2	3	8	10
8th	.274	329	90	136	17	1	9	38	68	96	.411	.413	.824	1	2	10	6
9th	.279	348	97	156	25	2	10	65	45	84	.359	.448	.807	2	3	0	10

OUTFIELD ASSIST LOG (25)

#	OUTFIELDER	Pos.	ARM (MPH)	GAME	INNING	BASE	PITCHER	BATTER	RUNNER OUT	PLAY
1.	Tucker Bradley	LF	85.7	4/4 vs. Toledo	▲ 6	3rd	Brooks Kriske	Akil Baddoo	Akil Baddoo	Baddoo 3-RBI double, out at 3rd (7-6-5)
2.	Tyler Gentry	RF	62.2	4/14 @ Iowa	▼ 5	Home	Andrés Núñez	Matt Mervis	Christopher Morel	Mervis double, Morel out at home (9-4-2)
3.	Dairon Blanco	CF	—	4/19 vs. Gwinnett	▲ 3	2nd	Jonathan Heasley	Hendrik Clementina	Hendrik Clementina	Clementina RBI single, out at 2nd (8-4)
4.	Samad Taylor	CF	71.8	4/26 @ Nashville	▼ 5	2nd	Max Castillo	Andruw Monasterio	Andruw Monasterio	Monasterio single, out at 2nd (8-5-3-5)
5.	Nate Eaton	CF	95.4	4/27 @ Nashville	▼ 1	Home	Austin Cox	Keston Hiura	Andruw Monasterio	Hiura single, Monasterio out at home (8-2)
6.	Dairon Blanco	CF	43.3	4/28 @ Nashville	▼ 8	2nd	Jackson Kowar	Keston Hiura	Keston Hiura	Hiura 2-RBI single, out at 2nd (7-2-4)
7.	Brewer Hicklen	LF	67.7	5/2 vs. Louisville	▲ 5	2nd	Max Castillo	Matt McLain	Matt McLain	McLain 2-RBI single, out at 2nd (7-4-3-3-5)
8.	Dairon Blanco	CF	88.9	5/5 vs. Louisville	▲ 4	Home	Mike Mayers	Nick Martini	Will Benson	Martini flies out to CF, Benson out at home (8-2)
9.	Franmil Reyes	RF	68.2	5/6 vs. Louisville	▲ 6	2nd	Collin Snider	Matt McLain	Matt McLain	McLain RBI double, out at 2nd (7-6-4-5)
10.	Tyler Gentry	RF	69.6	5/11 @ Scranton/WB	▼ 9	Home	Nick Wittgren	Billy McKinney	Michael Hermosillo	McKinney RBI single, Hermosillo out at home (9-5-2)
11.	Drew Waters	CF	—	5/20 vs. Toledo	▲ 6	3rd	Walter Pennington	Parker Meadows	Jermaine Palacios	Meadows sacrifice fly DP, Palacios out at 3rd (8-6)
12.	Tucker Bradley	LF	—	5/25 @ St. Paul	▼ 5	2nd	Jackson Kowar	Chris Williams	Chris Williams	Williams RBI single, out at 2nd (7-5-3-4-3)
13.	Dairon Blanco	RF	83.8	5/26 @ St. Paul	▼ 3	2nd	Drew Parrish	Andrew Stevenson	Tony Walters	Stevenson flies into a double play, Walters out at 2nd (9-6)
14.	Tyler Gentry	RF	—	5/27 @ St. Paul	▼ 1	3rd	Jonathan Heasley	Jose Miranda	Andrew Stevenson	Miranda flies into a double play, Stevenson out at 3rd (9-1-5)
15.	Tyler Gentry	RF	92.1	5/28 @ St. Paul	▼ 3	Home	Max Castillo	Jose Miranda	Alex De Goti	Miranda lines into a double play, De Goti out at 3rd (9-2)
16.	Brewer Hicklen	LF	94.6	5/28 @ St. Paul	▼ 7	Home	Jackson Kowar	Jose Miranda	Andrew Stevenson	Miranda RBI single, Stevenson scores, Reetz Error (7-2)
17.	Nate Eaton	RF	74.9	6/4 vs. Memphis	▲ 9	2nd	Jonah Dipoto	Juniel Querecuto	Juniel Querecuto	Querecuto RBI single, out at 2nd (9-6)
18.	Brewer Hicklen	CF	71.5	6/8 @ Indianapolis	▼ 5	2nd	Drew Parrish	Henry Davis	Henry Davis	Davis single, out at 2nd (8-4)
19.	John Rave	LF	89.4	6/20 @ Rochester	▼ 1	2nd	Alec Marsh	Nomar Mazara	Nomar Mazara	Mazara RBI single, out at 2nd (7-2-4)
20.	Nate Eaton	CF	99.9	7/2 vs. Iowa [G1]	▲ 2	2nd	Brad Keller	Edwin Rios	Edwin Rios	Rios single, out at 2nd (8-4)
21.	Nate Eaton	LF	96.4	7/15 vs. Indianapolis	▲ 8	2nd	Brooks Kriske	Alika Williams	Aaron Shackelford	Williams single, Shackelford out at 2nd (7-5)
22.	Nate Eaton	CF	98.7	7/16 vs. Indianapolis	▲ 5	3rd	Emilio Marquez	Canaan Smith-Njigba	Chris Owings	Smith-Njigba single, Owings out at 3rd (8-5)
23.	Nate Eaton	RF	96.7	7/26 @ Columbus	▼ 9	2nd	Will Klein	Jhonkensy Noel	Zack Collins	Noel flies into a force out, Collins out at 2nd (9-6)
24.	Nate Eaton	CF	—	8/2 @ Louisville	▼ 9	Home	Christian Chamberlain	Michael Siani	Jose Barrero	Siani single, Barrero out at home (9-6-2)
25.	Nick Loftin	LF	80.6	8/4 @ Louisville	▼ 7	2nd	Jonah Dipoto	TJ Hopkins	TJ Hopkins	Hopkins single, out at 2nd (7-4)

BY PLAYER

	LF	1
NATE EATON (7)	CF	4
	RF	2
	LF	1
DAIRON BLANCO (4)	CF	2
	RF	1
TYLER GENTRY (4)	RF	4
	LF	2
BREWER HICKLEN (3)	CF	1
TUCKER BRADLEY (2)	LF	2
NICK LOFTIN (1)	LF	1
JOHN RAVE (1)	LF	1
FRANMIL REYES (1)	LF	1
SAMAD TAYLOR (1)	CF	1
DREW WATERS (1)	CF	1

DATE	OPPONENT	RESULT	SP	C	1B	2B	3B	SS	LF	CF	RF	DH
3/31	@ Indianapolis	W 8-6	Mike Mayers	Freddy Fermin	Nick Pratto	Samad Taylor	Nick Loftin	Maikel Garcia	Tucker Bradley	Dairon Blanco	Ylver Gentry	CJ Alexander
4/1	@ Indianapolis	W 1-3	Austin Cox	Logan Porter	Nick Pratto	Angelo Castellano	Nick Loftin	Maikel Garcia	Tucker Bradley	Samad Taylor	Ylver Gentry	Jackson Reetz
4/2	TOLEDO	L 9-2	Max Castillo	Freddy Fermin	Nick Pratto	Samad Taylor	Nick Loftin	Maikel Garcia	Tucker Bradley	Dairon Blanco	Ylver Gentry	CJ Alexander
4/4	TOLEDO	L 7-6	Mike Mayers	Jackson Reetz	Logan Porter	Angelo Castellano	Nick Loftin	Maikel Garcia	Dairon Blanco	Samad Taylor	Ylver Gentry	Freddy Fermin
4/6	TOLEDO	L 8-5	Jackson Kowar	Freddy Fermin	CJ Alexander	Samad Taylor	Nick Loftin	Maikel Garcia	Tucker Bradley	Dairon Blanco	Ylver Gentry	Logan Porter
4/7	TOLEDO	W 9-4	Jonathan Heasley	Freddy Fermin	Logan Porter	Samad Taylor	Angelo Castellano	Maikel Garcia	Tucker Bradley	Dairon Blanco	Ylver Gentry	CJ Alexander
4/8	TOLEDO	W 13-8	Drew Parrish	Freddy Fermin	Nick Pratto	Samad Taylor	Maikel Garcia	Angelo Castellano	Tucker Bradley	Dairon Blanco	Ylver Gentry	CJ Alexander
4/9	TOLEDO	L 8-2	Max Castillo	Logan Porter	Nick Pratto	Samad Taylor	Angelo Castellano	Maikel Garcia	Ylver Gentry	Dairon Blanco	CJ Alexander	Jackson Reetz
4/11	@ Iowa	W 10-6	Mike Mayers	Freddy Fermin	Nick Pratto	Samad Taylor	Nick Loftin	Maikel Garcia	Tucker Bradley	Dairon Blanco	Ylver Gentry	Logan Porter
4/12	@ Iowa	W 10-6	Austin Cox	Logan Porter	Nick Pratto	Samad Taylor	Nick Loftin	Maikel Garcia	Tucker Bradley	Dairon Blanco	Ylver Gentry	CJ Alexander
4/13	@ Louisville	W 5-0	Jonathan Heasley	Freddy Fermin	Logan Porter	Nick Pratto	Angelo Castellano	Maikel Garcia	Nick Loftin	Samad Taylor	Ylver Gentry	CJ Alexander
4/14	WINNETT	W 11-8	Drew Parrish	Freddy Fermin	CJ Alexander	Angelo Castellano	Nick Loftin	Maikel Garcia	Dairon Blanco	Samad Taylor	Ylver Gentry	Logan Porter
4/18	WINNETT	L 4-1	Mike Mayers	Freddy Fermin	Logan Porter	Nick Loftin	Maikel Garcia	Angelo Castellano	Nick Pratto	Samad Taylor	CJ Alexander	Ylver Gentry
4/19	WINNETT	L 6-2	Jonathan Heasley	Logan Porter	Nick Pratto	Samad Taylor	Nick Loftin	Angelo Castellano	Tucker Bradley	Dairon Blanco	Ylver Gentry	Jackson Reetz
4/20	WINNETT	L 9-3	Max Castillo	Freddy Fermin	Nick Pratto	Nick Loftin	Maikel Garcia	Angelo Castellano	Dairon Blanco	Samad Taylor	Ylver Gentry	Logan Porter
4/21	WINNETT	L 10-4	Austin Cox	Jackson Reetz	Logan Porter	Nick Pratto	Angelo Castellano	Maikel Garcia	Tucker Bradley	Dairon Blanco	Ylver Gentry	CJ Alexander
4/22	WINNETT	L 5-2	Drew Parrish	Logan Porter	CJ Alexander	Samad Taylor	Maikel Garcia	Angelo Castellano	Nick Pratto	Dairon Blanco	Ylver Gentry	Nick Loftin
4/23	WINNETT	W 5-3	Mike Mayers	Jackson Reetz	Nick Pratto	Nick Loftin	Maikel Garcia	Angelo Castellano	Tucker Bradley	Dairon Blanco	Ylver Gentry	CJ Alexander
4/25	@ Nashville	L 8-3	Jonathan Heasley	Logan Porter	Nick Pratto	Nick Loftin	Maikel Garcia	Angelo Castellano	Tucker Bradley	Samad Taylor	Ylver Gentry	Dairon Blanco
4/26	@ Nashville	W 5-0	Max Castillo	Logan Porter	Nick Loftin	Nick Loftin	Maikel Garcia	Angelo Castellano	Brewer Hicklen	Dairon Blanco	Ylver Gentry	Tucker Bradley
4/27	@ Nashville	W 4-3	Austin Cox	Jackson Reetz	CJ Alexander	Samad Taylor	Nick Loftin	Maikel Garcia	Nick Pratto	Nate Eaton	Dairon Blanco	Ylver Gentry
4/28	@ Nashville	L 2-1	Drew Parrish	Logan Porter	CJ Alexander	Samad Taylor	Maikel Garcia	Angelo Castellano	Dairon Blanco	Nate Eaton	Ylver Gentry	Brewer Hicklen
4/29	@ Nashville	L 6-5 (10)	Mike Mayers	Jackson Reetz	CJ Alexander	Nick Loftin	Maikel Garcia	Angelo Castellano	Tucker Bradley	Samad Taylor	Nate Eaton	Freddy Fermin
4/30	@ Nashville	W 10-6	Jonathan Heasley	Freddy Fermin	Logan Porter	Samad Taylor	Nick Loftin	Maikel Garcia	Tucker Bradley	Nate Eaton	Ylver Gentry	Brewer Hicklen
5/1	LOUISVILLE	L 10-4	Max Castillo	Jackson Reetz	Logan Porter	Samad Taylor	Nick Loftin	Angelo Castellano	Brewer Hicklen	Dairon Blanco	Ylver Gentry	Nick Loftin
5/3	LOUISVILLE	L 7-4	Marcelo Martinez	Logan Porter	CJ Alexander	Samad Taylor	Nick Loftin	Angelo Castellano	Tucker Bradley	Nate Eaton	Ylver Gentry	Brewer Hicklen
5/4	LOUISVILLE	L 12-10	Drew Parrish	Logan Porter	CJ Alexander	Samad Taylor	Nick Loftin	Angelo Castellano	Tucker Bradley	Brewer Hicklen	Ylver Gentry	Frannil Reyes
5/5	LOUISVILLE	W 6-2	Mike Mayers	Jackson Reetz	Logan Porter	Samad Taylor	Nick Loftin	Clay Dungan	Brewer Hicklen	Dairon Blanco	Ylver Gentry	Frannil Reyes
5/6	LOUISVILLE	W 6-2	Daniel Mengden	Logan Porter	CJ Alexander	Samad Taylor	Nick Loftin	Angelo Castellano	Frannil Reyes	Dairon Blanco	Ylver Gentry	Tucker Bradley
5/7	LOUISVILLE	L 6-3	Daniel Lynch	Jackson Reetz	Logan Porter	Samad Taylor	Nick Loftin	Angelo Castellano	Brewer Hicklen	Dairon Blanco	Ylver Gentry	Frannil Reyes
5/9	@ Scranton/WB	L 14-2	Drew Parrish	Logan Porter	CJ Alexander	Samad Taylor	Nick Loftin	Clay Dungan	Tucker Bradley	Drew Waters	Ylver Gentry	Brewer Hicklen
5/10	@ Scranton/WB	L 4-3	Mike Mayers	Jackson Reetz	Logan Porter	CJ Alexander	Samad Taylor	Nick Loftin	Angelo Castellano	Brewer Hicklen	Dairon Blanco	Samad Taylor
5/11	@ Scranton/WB	L 8-4 (11)	Jonathan Heasley	Logan Porter	CJ Alexander	Samad Taylor	Nick Loftin	Angelo Castellano	Tucker Bradley	Drew Waters	Dairon Blanco	Brewer Hicklen
5/13	@ Scranton/WB	L 10-3	Daniel Lynch	Jackson Reetz	CJ Alexander	Samad Taylor	Nick Loftin	Angelo Castellano	Clay Dungan	Drew Waters	Ylver Gentry	Tucker Bradley
5/14	@ Scranton/WB	L 8-6	Austin Cox	Logan Porter	CJ Alexander	Samad Taylor	Nick Loftin	Angelo Castellano	Brewer Hicklen	Drew Waters	Ylver Gentry	Dairon Blanco
5/16	TOLEDO	W 9-3	Drew Parrish	Jackson Reetz	CJ Alexander	Samad Taylor	Nick Loftin	Clay Dungan	Tucker Bradley	Dairon Blanco	Ylver Gentry	Brewer Hicklen
5/17	TOLEDO	W 10-8	Jonathan Heasley	Logan Porter	CJ Alexander	Nicky Lopez	Nick Loftin	Angelo Castellano	Samad Taylor	Drew Waters	Ylver Gentry	John Camargo
5/18	TOLEDO	L 6-0	Daniel Lynch	Jackson Reetz	Logan Porter	Samad Taylor	Nick Loftin	Angelo Castellano	Samad Taylor	Drew Waters	Ylver Gentry	Dairon Blanco
5/19	TOLEDO	W 9-1	Daniel Mengden	Logan Porter	CJ Alexander	Samad Taylor	Nick Loftin	Angelo Castellano	Samad Taylor	Drew Waters	Ylver Gentry	Dairon Blanco
5/20	TOLEDO	L 4-1	Drew Parrish	Jackson Reetz	CJ Alexander	Samad Taylor	Nicky Lopez	Angelo Castellano	Samad Taylor	Drew Waters	Ylver Gentry	Nick Loftin
5/21	TOLEDO	W 8-4	Jonathan Heasley	Jackson Reetz	Logan Porter	Samad Taylor	Nick Loftin	Angelo Castellano	Tucker Bradley	Drew Waters	Ylver Gentry	Brewer Hicklen
5/22	@ St. Paul	W 10-9 (10)	Daniel Lynch	Logan Porter	CJ Alexander	Samad Taylor	Nick Loftin	Angelo Castellano	Samad Taylor	Dairon Blanco	Ylver Gentry	Dairon Blanco
5/24	@ St. Paul	L 6-5	Anthony Veneziano	Jackson Reetz	Logan Porter	Nick Loftin	sa	Angelo Castellano	Dairon Blanco	Drew Waters	Ylver Gentry	Brewer Hicklen
5/25	@ St. Paul	L 8-6	Austin Cox	Logan Porter	Greyson Jenista	Nick Loftin	Samad Taylor	Angelo Castellano	Tucker Bradley	Dairon Blanco	Ylver Gentry	Brewer Hicklen
5/26	@ St. Paul	W 6-4	Drew Parrish	Jackson Reetz	Logan Porter	Clay Dungan	Nick Loftin	Angelo Castellano	Samad Taylor	Nate Eaton	Dairon Blanco	Brewer Hicklen
5/27	@ St. Paul	L 14-1	Jonathan Heasley	Logan Porter	Greyson Jenista	Samad Taylor	Nick Loftin	Angelo Castellano	Dairon Blanco	Nate Eaton	Ylver Gentry	Bradley Tucker
5/28	@ St. Paul	W 5-4	Max Castillo	Jackson Reetz	CJ Alexander	John Camargo	Clay Dungan	Angelo Castellano	Samad Taylor	Drew Waters	Ylver Gentry	Nate Eaton
5/30	MEMPHIS	W 7-6	Anthony Veneziano	Logan Porter	CJ Alexander	Samad Taylor	Nick Loftin	John Camargo	Dairon Blanco	Nate Eaton	Ylver Gentry	Brewer Hicklen
5/31	MEMPHIS	L 9-4	Austin Cox	Logan Porter	John Camargo	Samad Taylor	Nate Eaton	Clay Dungan	Tucker Bradley	Dairon Blanco	Ylver Gentry	CJ Alexander
6/1	MEMPHIS	L 12-6	Jonathan Heasley	Jackson Reetz	CJ Alexander	Nate Eaton	John Camargo	Angelo Castellano	Samad Taylor	Brewer Hicklen	Ylver Gentry	Dairon Blanco
6/3	MEMPHIS	W 2-9	Drew Parrish	Jackson Reetz	Logan Porter	Nate Eaton	Angelo Castellano	Clay Dungan	Samad Taylor	Dairon Blanco	Ylver Gentry	Logan Porter
6/4	MEMPHIS	L 4-2	Max Castillo	Jackson Reetz	Logan Porter	Nate Eaton	Angelo Castellano	Brewer Hicklen	Tucker Bradley	Dairon Blanco	Ylver Gentry	John Camargo
6/6	MEMPHIS	L 6-5	Anthony Veneziano	Logan Porter	CJ Alexander	Samad Taylor	John Camargo	Clay Dungan	Tucker Bradley	Dairon Blanco	Nate Eaton	Ylver Gentry
6/7	@ Indianapolis	W 4-2	Daniel Mengden	Jackson Reetz	Logan Porter	John Camargo	Nate Eaton	Angelo Castellano	Samad Taylor	Dairon Blanco	Ylver Gentry	Brewer Hicklen
6/8	@ Indianapolis	W 9-7	Jonathan Heasley	Logan Porter	CJ Alexander	John Camargo	Clay Dungan	Angelo Castellano	Samad Taylor	Dairon Blanco	Ylver Gentry	Bradley Tucker
6/9	@ Indianapolis	W 15-7	Drew Parrish	Jackson Reetz	CJ Alexander	Samad Taylor	Clay Dungan	Angelo Castellano	Samad Taylor	Dairon Blanco	Ylver Gentry	Brewer Hicklen
6/10	@ Indianapolis	W 9-5	Max Castillo	Jackson Reetz	Logan Porter	Samad Taylor	John Camargo	Angelo Castellano	Tucker Bradley	Dairon Blanco	Ylver Gentry	CJ Alexander
6/13	COLUMBUS	W 6-5	Anthony Veneziano	Jackson Reetz	Logan Porter	Samad Taylor	John Camargo	Clay Dungan	Tucker Bradley	Dairon Blanco	Ylver Gentry	Brewer Hicklen
6/14	COLUMBUS	W 6-1	Jonathan Heasley	Jackson Reetz	Logan Porter	Samad Taylor	John Camargo	Angelo Castellano	John Rave	Kyle Isbel	Ylver Gentry	Brewer Hicklen
6/15	COLUMBUS	W 4-1	Alec Marsh	Logan Porter	John Camargo	Samad Taylor	Angelo Castellano	Jermaine Palacios	Tucker Bradley	John Rave	Ylver Gentry	Matt Beatty
6/16	COLUMBUS	W 4-1	Max Castillo	Logan Porter	Samad Taylor	Angelo Castellano	Angelo Castellano	Adelny Hechavarria	John Rave	Kyle Isbel	Ylver Gentry	Brewer Hicklen
6/17	COLUMBUS	W 13-4	Anthony Veneziano	Jose Briceño	Logan Porter	Clay Dungan	Angelo Castellano	Adelny Hechavarria	Tucker Bradley	John Rave	Nate Eaton	Brewer Hicklen
6/18	COLUMBUS	W 6-4	Drew Parrish	Logan Porter	Matt Beatty	Clay Dungan	Angelo Castellano	Adelny Hechavarria	John Rave	Kyle Isbel	Ylver Gentry	Brewer Hicklen
6/19	COLUMBUS	W 5-4	James McArthur	Logan Porter	Angelo Castellano	Nate Eaton	Clay Dungan	Adelny Hechavarria	John Rave	Kyle Isbel	Ylver Gentry	Brewer Hicklen
6/20	@ Rochester	W 7-3	Alec Marsh	Logan Porter	Angelo Castellano	Clay Dungan	Jermaine Palacios	Adelny Hechavarria	Tucker Bradley	Nate Eaton	Ylver Gentry	Brewer Hicklen
6/22	@ Rochester	W 8-4	Max Castillo	Logan Porter	Angelo Castellano	Clay Dungan	Jermaine Palacios	Adelny Hechavarria	Tucker Bradley	Kyle Isbel	Nate Eaton	Brewer Hicklen
6/23	@ Rochester	W 4-2	Jonathan Bowlan	Logan Porter	Angelo Castellano	Clay Dungan	Jermaine Palacios	Adelny Hechavarria	Tucker Bradley	Kyle Isbel	Ylver Gentry	Brewer Hicklen
6/24	@ Rochester	L 3-2	Anthony Veneziano	Logan Porter	Angelo Castellano	Clay Dungan	Jermaine Palacios	Adelny Hechavarria	Tucker Bradley	John Rave	Ylver Gentry	Brewer Hicklen
6/25	@ Rochester	W 7-3	Ryan Farbrother	Logan Porter	Angelo Castellano	Clay Dungan	Jermaine Palacios	Adelny Hechavarria	Tucker Bradley	John Rave	Ylver Gentry	Kyle Isbel
6/28	LOUISVILLE	L 9-2	Alec Marsh	Logan Porter	Paxton Wallace	Clay Dungan	Jermaine Palacios	Adelny Hechavarria	Tucker Bradley	John Rave	Ylver Gentry	Brewer Hicklen
6/29	IOWA	W 8-3	Angel Zepa	Logan Porter	Angelo Castellano	Nate Eaton	Clay Dungan	Adelny Hechavarria	Tucker Bradley	John Rave	Ylver Gentry	Brewer Hicklen
6/30	IOWA	W 8-3	Ryan Farbrother	Logan Porter	Angelo Castellano	Nate Eaton	Clay Dungan	Adelny Hechavarria	Tucker Bradley	John Rave	Ylver Gentry	Brewer Hicklen
7/1	IOWA	L 6-5	Max Castillo	Logan Porter	Jermaine Palacios	Michael Massey	Nate Eaton	Angelo Castellano	Tucker Bradley	John Rave	Ylver Gentry	Brewer Hicklen
7/2 (62)	IOWA	W 11-9 (7)	Brad Keller	Logan Porter	Angelo Castellano	Michael Massey	Clay Dungan	Adelny Hechavarria	Tucker Bradley	Nate Eaton	Ylver Gentry	Brewer Hicklen
7/3	IOWA	L 6-2 (7)	Cole Ragans	Logan Porter	Paxton Wallace	Clay Dungan	Jermaine Palacios	Angelo Castellano	John Rave	Nate Eaton	Ylver Gentry	Tucker Bradley
7/4	IOWA	L 7-6	Angel Zepa	Logan Porter	Jermaine Palacios	Nate Eaton	Clay Dungan	Adelny Hechavarria	Tucker Bradley	John Rave	Ylver Gentry	Michael Massey
7/5	@ Winnett	L 3-1	Ryan Farbrother	Logan Porter	Angelo Castellano	Clay Dungan	Jermaine Palacios	Adelny Hechavarria	Tucker Bradley	John Rave	Ylver Gentry	Brewer Hicklen
7/7	@ Winnett	L 8-7 (10)	Brad Keller	Logan Porter	Angelo Castellano	Samad Taylor	Nate Eaton	Adelny Hechavarria	Tucker Bradley	John Rave	Ylver Gentry	Brewer Hicklen
7/8	@ Winnett	W 7-1	James McArthur	Logan Porter	Angelo Castellano	Samad Taylor	Clay Dungan	Adelny Hechavarria	Tucker Bradley	John Rave	Ylver Gentry	Brewer Hicklen
7/9	@ Winnett	W 7-1	Cole Ragans	Logan Porter	Paxton Wallace	Samad Taylor	Jermaine Palacios	Adelny Hechavarria	Nate Eaton	John Rave	Ylver Gentry	Brewer Hicklen
7/14	INDIANAPOLIS	L 8-1	Angel Zepa	Logan Porter	Angelo Castellano	Nate Eaton	Adelny Hechavarria	Tucker Bradley	John Rave	Ylver Gentry	Clay Dungan	Brewer Hicklen
7/15	INDIANAPOLIS	L 13-5	Jonathan Bowlan	Logan Porter	Jermaine Palacios	Clay Dungan	Angelo Castellano	Adelny Hechavarria	Tucker Bradley	John Rave	Ylver Gentry	Bradley Tucker
7/16	INDIANAPOLIS	W 8-3	Austin Cox	Logan Porter	CJ Alexander	Angelo Castellano	Nick Loftin	Adelny Hechavarria	Tucker Bradley	John Rave	Ylver Gentry	Brewer Hicklen
7/17	INDIANAPOLIS	L 11-4	Evan Sick	Logan Porter	CJ Alexander	Angelo Castellano	Nick Loftin	Adelny Hechavarria	Tucker Bradley	Nate Eaton	Ylver Gentry	Clay Dungan
7/18	ST. PAUL	W 1-0	Anthony Veneziano	Logan Porter	CJ Alexander	Nate Eaton	Angelo Castellano	Tucker Bradley	John Rave	Ylver Gentry	Clay Dungan	Bradley Tucker
7/19	ST. PAUL	L 9-4	Jonathan Bowlan	Logan Porter	CJ Alexander	Samad Taylor	Nick Loftin	Adelny Hechavarria	Tucker Bradley	Nate Eaton	Ylver Gentry	Matt Beatty
7/20	ST. PAUL	L 6-5	Angel Zepa	Logan Porter	Matt Beatty	Samad Taylor	Jermaine Palacios	Adelny Hechavarria	Brewer Hicklen	Nate Eaton	Ylver Gentry	Nick Loftin
7/21	ST. PAUL	L 9-6	Cole Ragans	Logan Porter	Adelny Hechavarria	Samad Taylor	Clay Dungan	Adelny Hechavarria	Tucker Bradley	John Rave	Ylver Gentry	Tucker Bradley
7/22	ST. PAUL	W 8-5	Max Castillo	Logan Porter	Matt Beatty	Samad Taylor	Nick Loftin	Angelo Castellano	John Rave	Nate Eaton	Ylver Gentry	Brewer Hicklen
7/23	ST. PAUL	W 3-1	Anthony Veneziano	Logan Porter	CJ Alexander	Samad Taylor	Nick Loftin	Adelny Hechavarria	Tucker Bradley	John Rave	Ylver Gentry	Clay Dungan
7/25	@ Columbus	L 10-2	Jonathan Bowlan	Logan Porter	CJ Alexander	Samad Taylor	Nick Loftin	Adelny Hechavarria	John Rave	Nate Eaton	Ylver Gentry	Tucker Bradley
7/26	@ Columbus	W 5-2	Angel Zepa	Logan Porter	Jermaine Palacios	Samad Taylor	Clay Dungan	Adelny Hechavarria	Brewer Hicklen	John Rave	Nate Eaton	Ylver Gentry
7/27	@ Columbus	W 9-6	Cole Ragans	Logan Porter	CJ Alexander	Samad Taylor	Nick Loftin	Adelny Hechavarria	Tucker Bradley	John Rave	Ylver Gentry	Bradley Tucker
7/28	@ Columbus	W 7-6	Max Castillo	Logan Porter	CJ Alexander	Samad Taylor	Clay Dungan	Angelo Castellano	Ylver Gentry	Nate Eaton	Ylver Gentry	Matt Beatty
7/29	@ Columbus	L 6-3	Anthony Veneziano	Logan Porter	Matt Beatty	Nick Loftin	Angelo Castellano	Adelny Hechavarria	Tucker Bradley	John Rave	Ylver Gentry	Tucker Bradley
7/30	@ Columbus	W 7-5	Jonathan Bowlan	Logan Porter	Angelo Castellano	Nick Loftin	Clay Dungan	Adelny Hechavarria	Brewer Hicklen	Nate Eaton	Ylver Gentry	Matt Beatty
8/1	@ Louisville	L 3-4	Evan Sick	Logan Porter	CJ Alexander	Clay Dungan	Angelo Castellano	Adelny Hechavarria	Nate Eaton	John Rave	Ylver Gentry	Tucker Bradley
8/2	@ Louisville	L 3-4	Max Castillo	Logan Porter	CJ Alexander	Nick Loftin	Angelo Castellano	Adelny Hechavarria	Nelson Velazquez	Nate Eaton	Ylver Gentry	Matt Beatty
8/3	@ Louisville	L 11-2	Drew Parrish	Logan Porter	Devin Mann	Clay Dungan	Angelo Castellano	Adelny Hechavarria	Nelson Velazquez	John Rave	Nate Eaton	Nick Loftin
8/4	@ Louisville	L 8-3	Anthony Veneziano	Jose Briceño	CJ Alexander	Devin Mann	Clay Dungan	Angelo Castellano	Nick Loftin	John Rave	Ylver Gentry	Nelson Velazquez
8/5	@ Louisville											
8/8	IOWA											
8/9	IOWA											
8/10	IOWA											
8/11	IOWA											
8/12	IOWA											
8/13	IOWA											
8/15	@ Toledo											
8/16	@ Toledo											
8/17	@ Toledo											
8/18	@ Toledo											
8/19	@ Toledo											
8/20	@ Toledo											
8/22	ST. PAUL											
8/23	ST. PAUL											

DATE	OPPONENT	RESULT	1	2	3	4	5	6	7	8	9
3/21	@ Indianapolis	W, 8-6	Samad Taylor	Maikel Garcia	Nick Pratto	Tyler Gentry	CJ Alexander	Nick Loftin	Freddy Fermin	Dairon Blanco	Tucker Bradley
4/1	@ Indianapolis	W, 2-1	Samad Taylor	Maikel Garcia	Nick Pratto	Tyler Gentry	Nick Loftin	Logan Porter	Jackson Reetz	Dairon Blanco	Angelo Castellano
4/2	INDIANAPOLIS	W, 8-3	Samad Taylor	Maikel Garcia	Nick Pratto	Tyler Gentry	Nick Loftin	CJ Alexander	Freddy Fermin	Tucker Bradley	Tucker Bradley
4/4	TOLEDO	L, 9-2	Samad Taylor	Maikel Garcia	Nick Pratto	Tyler Gentry	Nick Loftin	CJ Alexander	Freddy Fermin	Dairon Blanco	Tucker Bradley
4/5	TOLEDO	L, 7-6	Samad Taylor	Maikel Garcia	Nick Pratto	Tyler Gentry	Nick Loftin	CJ Alexander	Freddy Fermin	Dairon Blanco	Angelo Castellano
4/6	TOLEDO	L, 8-5	Samad Taylor	Maikel Garcia	Nick Pratto	Tyler Gentry	Nick Loftin	CJ Alexander	Freddy Fermin	Dairon Blanco	Tucker Bradley
4/7	TOLEDO	W, 9-4	Samad Taylor	Maikel Garcia	Nick Pratto	Tyler Gentry	Nick Loftin	CJ Alexander	Freddy Fermin	Tucker Bradley	Angelo Castellano
4/8	TOLEDO	W, 13-8	Samad Taylor	Maikel Garcia	Nick Pratto	Tyler Gentry	Nick Loftin	CJ Alexander	Freddy Fermin	Tucker Bradley	Angelo Castellano
4/9	TOLEDO	L, 8-2	Samad Taylor	Maikel Garcia	Nick Pratto	Tyler Gentry	Nick Loftin	CJ Alexander	Freddy Fermin	Dairon Blanco	Angelo Castellano
4/11	@ Iowa	L, 9-6	Samad Taylor	Maikel Garcia	Nick Pratto	Tyler Gentry	Nick Loftin	Logan Porter	Freddy Fermin	Dairon Blanco	Tucker Bradley
4/12	@ Iowa	W, 10-6	Samad Taylor	Maikel Garcia	Nick Pratto	Tyler Gentry	Nick Loftin	CJ Alexander	Logan Porter	Dairon Blanco	Tucker Bradley
4/13	@ Iowa	L, 5-0	Samad Taylor	Maikel Garcia	Nick Pratto	Tyler Gentry	Nick Loftin	CJ Alexander	Freddy Fermin	Tucker Bradley	Angelo Castellano
4/14	@ Iowa	W, 11-8	Samad Taylor	Maikel Garcia	Nick Pratto	Tyler Gentry	Nick Loftin	CJ Alexander	Freddy Fermin	Dairon Blanco	Angelo Castellano
4/18	WINNETT	L, 4-1	Samad Taylor	Maikel Garcia	Nick Pratto	Tyler Gentry	Nick Loftin	Logan Porter	Freddy Fermin	CJ Alexander	Angelo Castellano
4/19	WINNETT	L, 6-2	Samad Taylor	Nick Loftin	Nick Pratto	Tyler Gentry	Nick Loftin	Logan Porter	Dairon Blanco	Angelo Castellano	Tucker Bradley
4/20	WINNETT	L, 9-3	Samad Taylor	Maikel Garcia	Nick Pratto	Tyler Gentry	Nick Loftin	Logan Porter	Freddy Fermin	Dairon Blanco	Angelo Castellano
4/21	WINNETT	L, 7-2	Samad Taylor	Nick Loftin	Nick Pratto	Tyler Gentry	Nick Loftin	Logan Porter	Freddy Fermin	Dairon Blanco	Angelo Castellano
4/22	WINNETT	L, 5-2	Samad Taylor	Maikel Garcia	Nick Pratto	Tyler Gentry	Nick Loftin	CJ Alexander	Logan Porter	Dairon Blanco	Angelo Castellano
4/23	WINNETT	W, 5-3	Dairon Blanco	Maikel Garcia	Nick Pratto	Tyler Gentry	Nick Loftin	CJ Alexander	Jackson Reetz	Tucker Bradley	Angelo Castellano
4/25	@ Nashville	L, 8-3	Samad Taylor	Maikel Garcia	Nick Pratto	Tyler Gentry	Nick Loftin	Logan Porter	Jackson Reetz	Tucker Bradley	Angelo Castellano
4/26	@ Nashville	W, 5-0	Samad Taylor	Maikel Garcia	Nick Pratto	Tyler Gentry	Nick Loftin	CJ Alexander	Dairon Blanco	Tucker Bradley	Angelo Castellano
4/27	@ Nashville	W, 2-1	Samad Taylor	Nick Loftin	Nick Pratto	Tyler Gentry	Nick Loftin	Nate Eaton	CJ Alexander	Jackson Reetz	Dairon Blanco
4/28	@ Nashville	L, 4-3	Samad Taylor	Maikel Garcia	Nick Pratto	Tyler Gentry	Nick Loftin	Nate Eaton	Brewer Hicklen	Dairon Blanco	Angelo Castellano
4/29	@ Nashville	L, 6-5 (10)	Samad Taylor	Maikel Garcia	Nate Eaton	Nick Loftin	Freddy Fermin	CJ Alexander	Jackson Reetz	Tucker Bradley	Angelo Castellano
4/30	@ Nashville	W, 10-6	Samad Taylor	Maikel Garcia	Nick Loftin	Freddy Fermin	Nick Loftin	Logan Porter	Nate Eaton	Brewer Hicklen	Dairon Blanco
5/1	LOUISVILLE	L, 10-6	Samad Taylor	Nick Loftin	Logan Porter	Tyler Gentry	Nick Loftin	Brewer Hicklen	Tucker Bradley	Tucker Bradley	Angelo Castellano
5/3	LOUISVILLE	L, 7-4	Samad Taylor	Nick Loftin	Tyler Gentry	Nick Loftin	CJ Alexander	Brewer Hicklen	Tucker Bradley	Tucker Bradley	Angelo Castellano
5/4	LOUISVILLE	L, 12-10	Samad Taylor	CJ Alexander	Tyler Gentry	Franmil Reyes	Nick Loftin	Logan Porter	Brewer Hicklen	Tucker Bradley	Angelo Castellano
5/5	LOUISVILLE	W, 6-2	Samad Taylor	Nick Loftin	Tyler Gentry	Franmil Reyes	Logan Porter	Brewer Hicklen	Jackson Reetz	Dairon Blanco	Clay Dungan
5/6	LOUISVILLE	W, 11-9	Samad Taylor	Nick Loftin	Tyler Gentry	Franmil Reyes	Logan Porter	CJ Alexander	Dairon Blanco	Tucker Bradley	Angelo Castellano
5/7	LOUISVILLE	L, 4-3	Samad Taylor	Nick Loftin	Tyler Gentry	Franmil Reyes	Logan Porter	Jackson Reetz	Dairon Blanco	Brewer Hicklen	Angelo Castellano
5/9	@ Scranton/WB	L, 14-2	Drew Waters	Samad Taylor	Tyler Gentry	Logan Porter	Nick Loftin	CJ Alexander	Brewer Hicklen	Tucker Bradley	Clay Dungan
5/10	@ Scranton/WB	L, 4-3	Samad Taylor	Nick Loftin	Tyler Gentry	Logan Porter	Brewer Hicklen	Jackson Reetz	Dairon Blanco	Clay Dungan	Angelo Castellano
5/11	@ Scranton/WB	W, 4-3 (11)	Drew Waters	Samad Taylor	Nick Loftin	Logan Porter	CJ Alexander	Brewer Hicklen	Dairon Blanco	Tucker Bradley	Angelo Castellano
5/13	@ Scranton/WB	L, 8-6	Drew Waters	Samad Taylor	Tyler Gentry	CJ Alexander	Jackson Reetz	Brewer Hicklen	Dairon Blanco	Tucker Bradley	Angelo Castellano
5/14	@ Scranton/WB	W, 6-3	Samad Taylor	Nick Loftin	Tyler Gentry	CJ Alexander	Jackson Reetz	Brewer Hicklen	Tucker Bradley	Dairon Blanco	Clay Dungan
5/16	TOLEDO	L, 9-2	Drew Waters	Nicky Lopez	Samad Taylor	Tyler Gentry	Johan Camargo	Nick Loftin	Logan Porter	CJ Alexander	Angelo Castellano
5/17	TOLEDO	W, 6-8	Drew Waters	Samad Taylor	Tyler Gentry	Logan Porter	Nick Loftin	Jackson Reetz	Dairon Blanco	Clay Dungan	Angelo Castellano
5/18	TOLEDO	L, 9-6	Drew Waters	Nicky Lopez	Samad Taylor	Tyler Gentry	CJ Alexander	Nick Loftin	Logan Porter	Dairon Blanco	Angelo Castellano
5/19	TOLEDO	W, 9-1	Drew Waters	Samad Taylor	Tyler Gentry	CJ Alexander	Nick Loftin	Logan Porter	Dairon Blanco	Clay Dungan	Angelo Castellano
5/20	TOLEDO	L, 4-1	Drew Waters	Nicky Lopez	Samad Taylor	Tyler Gentry	CJ Alexander	Nick Loftin	Jackson Reetz	Clay Dungan	Angelo Castellano
5/21	TOLEDO	W, 8-4	Drew Waters	Samad Taylor	Nick Loftin	Tyler Gentry	Brewer Hicklen	Jackson Reetz	Dairon Blanco	Tucker Bradley	Angelo Castellano
5/22	@ St. Paul	W, 11-9 (10)	Drew Waters	Samad Taylor	Nick Loftin	Tyler Gentry	Greyson Jenista	Logan Porter	Dairon Blanco	Clay Dungan	Angelo Castellano
5/24	@ St. Paul	L, 6-5	Drew Waters	Samad Taylor	Nick Loftin	Tyler Gentry	Logan Porter	Brewer Hicklen	Dairon Blanco	Jackson Reetz	Angelo Castellano
5/25	@ St. Paul	L, 8-6	Samad Taylor	Nick Loftin	Tyler Gentry	Logan Porter	Greyson Jenista	Dairon Blanco	Brewer Hicklen	Angelo Castellano	Tucker Bradley
5/26	@ St. Paul	W, 6-4	Samad Taylor	Nate Eaton	Nick Loftin	Logan Porter	Brewer Hicklen	Dairon Blanco	Jackson Reetz	Clay Dungan	Angelo Castellano
5/27	@ St. Paul	L, 14-1	Samad Taylor	Nate Eaton	Tyler Gentry	Logan Porter	Dairon Blanco	Johan Camargo	Greyson Jenista	Angelo Castellano	Tucker Bradley
5/28	MEMPHIS	W, 10-6	Samad Taylor	Nate Eaton	Tyler Gentry	Nick Loftin	CJ Alexander	Brewer Hicklen	Jackson Reetz	Clay Dungan	Angelo Castellano
5/30	MEMPHIS	W, 7-6	Samad Taylor	Nate Eaton	Tyler Gentry	Nick Loftin	Logan Porter	Dairon Blanco	CJ Alexander	Johan Camargo	Brewer Hicklen
5/31	MEMPHIS	L, 9-4	Samad Taylor	Nate Eaton	Tyler Gentry	CJ Alexander	Johan Camargo	Logan Porter	Dairon Blanco	Clay Dungan	Tucker Bradley
6/1	MEMPHIS	L, 12-6	Samad Taylor	Nate Eaton	Tyler Gentry	CJ Alexander	Johan Camargo	Dairon Blanco	Jackson Reetz	Brewer Hicklen	Angelo Castellano
6/3	MEMPHIS	W, 10-9 (10)	Dairon Blanco	Samad Taylor	Tyler Gentry	CJ Alexander	Johan Camargo	Logan Porter	Brewer Hicklen	Tucker Bradley	Angelo Castellano
6/4	MEMPHIS	L, 4-2	Dairon Blanco	Samad Taylor	Tyler Gentry	Johan Camargo	Nate Eaton	Logan Porter	Jackson Reetz	Brewer Hicklen	Angelo Castellano
6/6	MEMPHIS	L, 6-5	Dairon Blanco	Samad Taylor	Tyler Gentry	Johan Camargo	Nate Eaton	Logan Porter	CJ Alexander	Jackson Reetz	Tucker Bradley
6/7	@ Indianapolis	W, 4-2	Dairon Blanco	Samad Taylor	Tyler Gentry	Johan Camargo	Nate Eaton	Logan Porter	Brewer Hicklen	Jackson Reetz	Angelo Castellano
6/9	@ Indianapolis	W, 9-7	Dairon Blanco	Samad Taylor	Tyler Gentry	Johan Camargo	Nate Eaton	Logan Porter	CJ Alexander	Jackson Reetz	Tucker Bradley
6/10	@ Indianapolis	W, 10-7	Dairon Blanco	Samad Taylor	Tyler Gentry	Johan Camargo	Nate Eaton	Logan Porter	CJ Alexander	Jackson Reetz	Tucker Bradley
6/11	@ Indianapolis	W, 6-2	Dairon Blanco	Samad Taylor	Tyler Gentry	Johan Camargo	Nate Eaton	Logan Porter	CJ Alexander	Jackson Reetz	Angelo Castellano
6/13	COLUMBUS	W, 9-5	Dairon Blanco	Samad Taylor	Tyler Gentry	Johan Camargo	CJ Alexander	Jackson Reetz	Brewer Hicklen	Clay Dungan	Tucker Bradley
6/14	COLUMBUS	W, 6-5	Samad Taylor	Kyle Isbel	Tyler Gentry	Johan Camargo	Logan Porter	Brewer Hicklen	Jackson Reetz	Clay Dungan	Angelo Castellano
6/15	COLUMBUS	W, 6-1	Samad Taylor	John Rave	Tyler Gentry	Johan Camargo	Logan Porter	Matt Beaty	Clay Dungan	Jermaine Palacios	Tucker Bradley
6/16	COLUMBUS	W, 4-1	Brewer Hicklen	Kyle Isbel	Tyler Gentry	Matt Beaty	Logan Porter	John Rave	Clay Dungan	Brewer Hicklen	Angelo Castellano
6/17	COLUMBUS	W, 13-4	Nate Eaton	John Rave	Matt Beaty	Logan Porter	Brewer Hicklen	Clay Dungan	Adeiny Hechavarria	Angelo Castellano	Tucker Bradley
6/18	COLUMBUS	W, 6-4	Nate Eaton	Kyle Isbel	Tyler Gentry	Logan Porter	Johan Camargo	Brewer Hicklen	Jermaine Palacios	Jose Briceño	Angelo Castellano
6/19	@ Rochester	L, 5-4	Nate Eaton	Kyle Isbel	Tyler Gentry	Logan Porter	Johan Camargo	Brewer Hicklen	Clay Dungan	Adeiny Hechavarria	Angelo Castellano
6/21	@ Rochester	W, 7-3	Brewer Hicklen	Clay Dungan	Tyler Gentry	Logan Porter	Nate Eaton	Jermaine Palacios	Adeiny Hechavarria	Jose Briceño	Tucker Bradley
6/22	@ Rochester	W, 8-4	Brewer Hicklen	Kyle Isbel	Logan Porter	Nate Eaton	Clay Dungan	Jermaine Palacios	Adeiny Hechavarria	Angelo Castellano	Tucker Bradley
6/23	@ Rochester	W, 4-2	Brewer Hicklen	Kyle Isbel	Tyler Gentry	Logan Porter	Clay Dungan	Jermaine Palacios	Adeiny Hechavarria	Angelo Castellano	Tucker Bradley
6/24	@ Rochester	L, 3-2	Brewer Hicklen	Kyle Isbel	Tyler Gentry	Logan Porter	John Rave	Adeiny Hechavarria	Jermaine Palacios	Jose Briceño	Angelo Castellano
6/25	@ Rochester	W, 7-3	John Rave	Kyle Isbel	Tyler Gentry	Logan Porter	Clay Dungan	Adeiny Hechavarria	Jermaine Palacios	Paxton Wallace	Tucker Bradley
6/28	IOWA	L, 9-2	Brewer Hicklen	John Rave	Logan Porter	Nate Eaton	Tucker Bradley	Tyler Gentry	Adeiny Hechavarria	Clay Dungan	Angelo Castellano
6/29	IOWA	W, 8-3	Brewer Hicklen	John Rave	Logan Porter	Nate Eaton	Tucker Bradley	Tyler Gentry	Adeiny Hechavarria	Clay Dungan	Angelo Castellano
6/30	IOWA	L, 6-5	Brewer Hicklen	Michael Massey	John Rave	Tyler Gentry	Tucker Bradley	Nate Eaton	Jermaine Palacios	Jose Briceño	Angelo Castellano
7/1 (61)	IOWA	W, 11-1 (7)	Brewer Hicklen	Michael Massey	John Rave	Tyler Gentry	Tucker Bradley	Adeiny Hechavarria	Clay Dungan	Jose Briceño	Angelo Castellano
7/3	IOWA	L, 6-2 (7)	John Rave	Tucker Bradley	Logan Porter	Nate Eaton	Tyler Gentry	Clay Dungan	Jermaine Palacios	Paxton Wallace	Angelo Castellano
7/4	IOWA	L, 7-6	John Rave	Logan Porter	Michael Massey	Nate Eaton	Tucker Bradley	Tyler Gentry	Adeiny Hechavarria	Clay Dungan	Jermaine Palacios
7/5	@ Winnett	L, 3-1	Tucker Bradley	Adeiny Hechavarria	John Rave	Brewer Hicklen	Clay Dungan	Tyler Gentry	Adeiny Hechavarria	Jose Briceño	Angelo Castellano
7/7	@ Winnett	L, 8-7 (10)	Samad Taylor	John Rave	Logan Porter	Nate Eaton	Tucker Bradley	Tyler Gentry	Adeiny Hechavarria	Brewer Hicklen	Angelo Castellano
7/8	@ Winnett	L, 9-6	Samad Taylor	John Rave	Logan Porter	Nate Eaton	Tucker Bradley	Tyler Gentry	Adeiny Hechavarria	Clay Dungan	Angelo Castellano
7/9	@ Winnett	W, 7-1	Samad Taylor	John Rave	Logan Porter	Nate Eaton	Tucker Bradley	Tyler Gentry	Adeiny Hechavarria	Brewer Hicklen	Jermaine Palacios
7/14	INDIANAPOLIS	L, 8-1	Clay Dungan	Nate Eaton	John Rave	Logan Porter	Tucker Bradley	Tyler Gentry	Adeiny Hechavarria	Jose Briceño	Angelo Castellano
7/15	INDIANAPOLIS	L, 13-5	Clay Dungan	Nate Eaton	John Rave	Logan Porter	Tucker Bradley	Tyler Gentry	Adeiny Hechavarria	Jose Briceño	Angelo Castellano
7/16	INDIANAPOLIS	W, 8-3	Brewer Hicklen	John Rave	Nick Loftin	Logan Porter	CJ Alexander	Nate Eaton	Tyler Gentry	Jermaine Palacios	Angelo Castellano
7/18	INDIANAPOLIS	W, 11-4	Clay Dungan	Nick Loftin	John Rave	Logan Porter	Tucker Bradley	Nate Eaton	Tyler Gentry	Adeiny Hechavarria	Angelo Castellano
7/18	ST. PAUL	W, 1-0	Tucker Bradley	Nick Loftin	John Rave	Logan Porter	CJ Alexander	Nate Eaton	Tyler Gentry	Clay Dungan	Angelo Castellano
7/19	ST. PAUL	L, 9-4	Samad Taylor	Matt Beaty	John Rave	Logan Porter	CJ Alexander	Nate Eaton	Tyler Gentry	Brewer Hicklen	Adeiny Hechavarria
7/20	ST. PAUL	L, 6-5	Samad Taylor	Matt Beaty	Nick Loftin	Logan Porter	Nate Eaton	Tyler Gentry	Brewer Hicklen	Adeiny Hechavarria	Jermaine Palacios
7/21	ST. PAUL	W, 5-2	Samad Taylor	John Rave	Logan Porter	Nate Eaton	Tucker Bradley	Tyler Gentry	Brewer Hicklen	Clay Dungan	Angelo Castellano
7/22	ST. PAUL	W, 8-5	Samad Taylor	John Rave	Matt Beaty	Nick Loftin	Nate Eaton	Tyler Gentry	Brewer Hicklen	Jose Briceño	Angelo Castellano
7/23	ST. PAUL	W, 3-1	Samad Taylor	Tucker Bradley	Nick Loftin	Logan Porter	Logan Porter	CJ Alexander	Tyler Gentry	Clay Dungan	Adeiny Hechavarria
7/25	@ Columbus	L, 10-2	Samad Taylor	Tucker Bradley	Logan Porter	John Rave	Nate Eaton	CJ Alexander	Nick Loftin	Tyler Gentry	Adeiny Hechavarria
7/26	@ Columbus	W, 5-2	Samad Taylor	John Rave	Nate Eaton	CJ Alexander	Brewer Hicklen	Clay Dungan	Angelo Castellano	Jose Briceño	Jermaine Palacios
7/27	@ Columbus	L, 9-6	Samad Taylor	John Rave	Nick Loftin	Logan Porter	Tucker Bradley	Tyler Gentry	Adeiny Hechavarria	Clay Dungan	Angelo Castellano
7/28	@ Columbus	W, 7-6	Clay Dungan	Matt Beaty	Nick Loftin	Logan Porter	John Rave	Nate Eaton	CJ Alexander	Tyler Gentry	Angelo Castellano
7/29	@ Columbus	L, 6-3	Nate Eaton	Nick Loftin	John Rave	Tyler Gentry	Tucker Bradley	Adeiny Hechavarria	Jose Briceño	Angelo Castellano	Angelo Castellano
7/30	@ Columbus	W, 7-5	Clay Dungan	Matt Beaty	Nick Loftin	Logan Porter	Nate Eaton	Tyler Gentry	Brewer Hicklen	Adeiny Hechavarria	Angelo Castellano
8/1	@ Louisville	L, 3-2	Tucker Bradley	Nick Loftin	Logan Porter	Nate Eaton	Tyler Gentry	CJ Alexander	Clay Dungan	Adeiny Hechavarria	Adeiny Hechavarria
8/3	@ Louisville	L, 11-2	John Rave	Nick Loftin	Nelson Velazquez	Logan Porter	Nate Eaton	Tyler Gentry	CJ Alexander	Adeiny Hechavarria	Angelo Castellano
8/4	@ Louisville	L, 8-3	John Rave	Nick Loftin	Nelson Velazquez	Logan Porter	Devin Mann	Nate Eaton	Clay Dungan	Adeiny Hechavarria	Angelo Castellano
8/5	@ Louisville		John Rave	Nick Loftin	Nelson Velazquez	Logan Porter	Devin Mann	Nate Eaton	CJ Alexander	Jose Briceño	Angelo Castellano
8/8	IOWA										
8/9	IOWA										
8/10	IOWA										
8/11	IOWA										
8/12	IOWA										
8/13	IOWA										
8/15	@ Toledo										
8/16	@ Toledo										
8/17	@ Toledo										
8/18	@ Toledo										
8/19	@ Toledo										
8/20	@ Toledo										
8/22	ST. PAUL										
8/23	ST. PAUL										
8/24	ST. PAUL										
8/25	ST. PAUL										
8/26	ST. PAUL										
8/27	ST. PAUL										
8/29	LOUISVILLE										
8/30	LOUISVILLE										
8/31	LOUISVILLE										
9/1	LOUISVILLE										
9/2	LOUISVILLE										
9/3	LOUISVILLE										
9/5	@ Iowa										
9/6	@ Iowa										
9/7	@ Iowa										
9/8	@ Iowa										
9/9	@ Iowa										
9/10	@ Iowa										

DATE	OPPONENT	RESULT	IP	H	R	ER	BB	SO	2B	3B	HR	TB	AVG	WHIP	WP	BK	HB	GIDP	IBB	TBF	SV	SVO	ERA (SEASON)
3/31	@ Indianapolis	W 8-6	9.0	11	6	6	2	7	4	0	1	18	(.297)	(1.44)	0	1	2	1	0	40	1	1	6.00
4/1	@ Indianapolis	W 12-1	9.0	5	3	3	5	10	8	0	0	16	(.185)	(0.78)	0	0	1	2	0	31	0	0	3.50
4/2	@ Indianapolis	W 8-3	9.0	11	3	3	5	10	1	1	1	17	(.314)	(1.78)	0	0	0	3	0	40	0	0	3.33
4/4	TOLEDO	L 9-2	9.0	12	9	9	4	10	6	0	3	27	(.324)	(1.78)	0	0	0	0	0	41	0	0	4.75
4/5	TOLEDO	L 7-6	9.0	12	7	6	5	10	3	0	1	18	(.316)	(1.89)	1	0	0	2	0	43	0	1	5.00
4/6	TOLEDO	L 8-5	9.0	10	8	8	8	12	3	0	3	22	(.286)	(2.00)	0	0	0	0	0	44	0	0	5.50
4/7	TOLEDO	W 9-4	9.0	9	4	4	4	5	8	0	2	16	(.250)	(1.56)	1	0	1	0	0	42	0	0	5.29
4/8	TOLEDO	W 13-8	9.0	13	8	7	4	8	2	0	0	15	(.317)	(1.89)	0	1	2	1	0	47	0	0	5.50
4/9	TOLEDO	L 8-2	9.0	13	8	6	4	10	2	0	3	24	(.317)	(1.89)	0	0	1	1	0	46	0	0	5.56
4/11	@ Iowa	L 9-6	8.0	7	9	9	9	10	3	0	0	16	(.266)	(1.75)	0	0	1	0	0	39	0	0	5.97
4/12	@ Iowa	W 10-6	9.0	8	6	6	2	10	2	1	2	18	(.235)	(1.11)	0	0	1	1	0	37	0	0	5.97
4/13	@ Iowa	L 14-1	9.0	15	14	12	4	8	7	0	2	28	(.375)	(2.38)	0	0	2	0	0	46	0	0	6.54
4/14	@ Iowa	W 11-8	9.0	11	8	7	4	14	2	0	2	19	(.297)	(1.67)	1	0	2	0	1	45	1	1	6.57
4/18	WINNETT	L 4-1	9.0	7	4	4	6	9	0	1	0	8	(.237)	(1.33)	0	0	0	0	0	34	0	0	6.39
4/19	WINNETT	L 6-5	9.0	10	6	6	9	9	3	0	2	19	(.286)	(1.22)	0	0	0	1	0	36	0	0	6.36
4/20	WINNETT	L 9-3	9.0	10	9	6	5	7	1	1	1	16	(.286)	(1.67)	2	0	0	1	0	41	0	0	6.34
4/21	WINNETT	L 7-3	9.0	11	7	4	4	8	4	0	1	18	(.297)	(1.67)	4	1	0	2	0	42	0	0	6.20
4/22	WINNETT	L 5-2	9.0	10	5	4	5	5	1	0	1	14	(.294)	(1.67)	0	0	2	1	0	39	0	0	6.08
4/23	WINNETT	W 15-5	9.0	13	7	7	2	10	0	0	0	10	(.229)	(1.22)	2	0	0	1	0	42	1	1	5.91
4/25	@ Nashville	L 8-3	8.0	11	8	8	3	5	2	1	2	21	(.333)	(1.75)	0	0	0	0	0	38	0	0	6.05
4/26	@ Nashville	L 5-0	8.0	11	5	5	3	5	3	0	1	17	(.333)	(1.75)	0	0	0	0	0	37	0	0	6.03
4/27	@ Nashville	W 2-1	9.0	6	1	1	5	10	1	0	0	8	(.200)	(1.22)	0	0	1	1	0	36	1	1	5.80
4/28	@ Nashville	L 4-3	8.2	7	4	3	4	7	1	0	0	8	(.233)	(1.27)	0	0	3	0	0	34	0	0	5.68
4/29	@ Nashville	L 6-5 (10)	9.1	13	6	5	5	9	7	2	0	18	(.325)	(2.04)	0	0	1	0	0	48	0	1	6.09
4/30	@ Nashville	W 10-6	9.0	9	6	6	5	9	1	0	1	13	(.257)	(1.56)	3	0	1	0	0	42	0	0	5.66
5/2	LOUISVILLE	L 10-4	9.0	14	10	10	5	8	1	0	1	18	(.368)	(2.11)	3	0	0	0	0	45	0	0	5.83
5/3	LOUISVILLE	L 7-4	9.0	11	7	6	4	10	0	0	3	20	(.306)	(1.67)	0	0	1	1	0	41	0	0	5.84
5/4	LOUISVILLE	L 12-10	9.0	13	12	10	3	12	0	0	1	34	(.333)	(1.89)	0	0	1	1	0	43	0	0	5.90
5/5	LOUISVILLE	W 6-2	9.0	7	2	2	3	8	1	0	1	11	(.219)	(1.11)	0	0	0	0	0	36	1	1	5.85
5/6	LOUISVILLE	W 11-9	9.0	13	9	9	3	9	4	0	2	23	(.342)	(1.78)	0	0	1	0	0	42	1	1	5.95
5/7	LOUISVILLE	L 4-3	9.0	6	4	4	7	10	2	0	1	11	(.188)	(1.44)	1	1	0	0	0	39	0	1	5.89
5/9	@ Scranton/WB	L 14-2	8.0	18	14	13	5	6	4	0	4	34	(.486)	(2.88)	0	0	2	4	0	45	0	0	6.14
5/10	@ Scranton/WB	L 4-3	8.0	4	4	4	8	9	0	0	0	8	(.160)	(1.50)	0	0	1	2	0	41	0	0	5.84
5/11	@ Scranton/WB	W 4-3 (11)	11.0	8	3	3	6	15	3	0	0	11	(.216)	(1.27)	1	0	0	1	2	44	0	1	5.96
5/12	@ Scranton/WB	W 3-2	9.0	4	2	2	5	8	0	0	1	7	(.133)	(1.00)	0	0	0	0	0	35	1	1	5.85
5/13	@ Scranton/WB	L 8-6	8.1	10	8	8	7	7	1	0	2	17	(.333)	(2.04)	1	0	1	2	0	38	0	0	5.92
5/14	@ Scranton/WB	L 12-10	9.0	9	3	3	5	13	1	0	2	16	(.250)	(1.56)	0	0	0	0	0	41	1	2	5.87
5/16	TOLEDO	W 8-2	9.0	12	9	7	3	11	3	0	3	24	(.308)	(1.67)	2	0	0	1	0	42	0	0	5.87
5/17	TOLEDO	W 16-8	9.0	14	8	8	2	14	2	0	3	25	(.341)	(1.78)	1	0	0	0	0	43	0	0	5.92
5/18	TOLEDO	W 9-0	9.0	3	0	0	4	7	2	0	0	4	(.107)	(0.78)	1	0	1	2	0	33	0	0	5.70
5/19	TOLEDO	W 9-1	9.0	6	1	0	4	7	2	0	0	8	(.188)	(1.11)	1	0	0	1	0	36	0	0	5.63
5/20	TOLEDO	W 4-1	8.0	4	1	0	4	8	1	0	0	5	(.179)	(1.44)	0	0	0	0	0	38	0	0	5.65
5/21	TOLEDO	W 8-4	9.0	15	4	4	1	6	6	0	2	27	(.385)	(1.78)	0	0	2	2	0	42	0	0	5.56
5/23	@ St. Paul	W 6-1	9.0	6	1	1	2	7	1	0	0	7	(.182)	(0.89)	0	0	0	0	0	35	0	0	5.45
5/24	@ St. Paul	L 6-5	8.0	9	6	6	6	13	2	1	0	11	(.273)	(1.88)	0	0	0	0	0	39	0	0	5.48
5/25	@ St. Paul	L 8-6	8.0	10	8	8	4	14	3	1	1	18	(.313)	(1.88)	0	0	0	0	0	38	0	1	5.48
5/26	@ St. Paul	W 8-4	9.0	8	4	4	7	7	2	0	1	12	(.250)	(1.67)	0	0	1	1	0	40	1	1	5.66
5/27	@ St. Paul	L 14-1	8.0	16	14	11	6	12	2	1	2	26	(.381)	(2.75)	0	0	0	0	0	48	0	0	5.58
5/28	@ St. Paul	L 10-6	8.0	9	10	6	3	7	1	0	2	16	(.290)	(1.50)	0	0	1	0	0	36	0	1	5.60
5/30	MEMPHIS	L 6-2	9.0	6	6	6	9	8	1	0	2	13	(.244)	(1.67)	0	0	1	1	0	41	1	1	5.61
5/31	MEMPHIS	L 10-4	9.0	11	9	9	10	11	0	0	0	9	(.282)	(1.67)	1	0	0	0	0	44	0	0	5.66
6/1	MEMPHIS	L 12-6	10.0	11	12	12	11	8	2	0	3	22	(.297)	(2.44)	0	0	0	1	0	48	0	0	5.76
6/2	MEMPHIS	W 10-9 (10)	10.0	12	9	7	7	10	2	0	1	17	(.300)	(1.90)	0	0	0	3	0	48	0	1	5.77
6/3	MEMPHIS	L 4-2	9.0	6	4	3	1	9	1	0	1	10	(.176)	(0.78)	2	0	0	0	0	35	0	0	5.72
6/4	MEMPHIS	L 6-5	9.0	9	6	6	7	12	0	0	1	13	(.257)	(1.78)	1	0	0	1	0	42	0	1	5.72
6/6	@ Indianapolis	W 7-6	9.0	7	4	4	6	12	0	0	0	9	(.219)	(1.44)	0	0	1	1	0	40	1	1	5.66
6/7	@ Indianapolis	W 9-7	9.0	10	7	7	4	13	3	1	1	18	(.286)	(1.56)	0	0	0	1	0	39	0	0	5.68
6/8	@ Indianapolis	W 15-7	9.0	11	7	7	8	7	3	0	1	17	(.306)	(2.11)	0	0	0	0	0	44	0	0	5.70
6/9	@ Indianapolis	W 6-2	9.0	8	2	2	5	12	1	0	1	12	(.216)	(1.00)	0	0	0	0	0	38	0	0	5.64
6/10	@ Indianapolis	W 10-5	9.0	9	5	5	10	11	0	0	0	9	(.242)	(2.00)	0	0	1	1	0	41	1	1	5.67
6/13	COLUMBUS	W 6-5	9.0	9	5	5	6	10	3	0	1	15	(.250)	(1.67)	1	0	1	0	0	43	1	2	5.62
6/14	COLUMBUS	W 6-1	9.0	4	1	1	6	11	0	0	0	4	(.133)	(1.11)	0	0	1	0	0	38	0	0	5.54
6/15	COLUMBUS	W 4-2	9.0	5	2	2	1	4	0	0	2	11	(.161)	(0.67)	0	0	1	1	0	33	1	1	5.49
6/16	COLUMBUS	W 4-1	9.0	6	4	4	7	6	0	0	0	8	(.194)	(1.00)	0	0	0	3	0	41	0	0	5.42
6/17	COLUMBUS	W 13-4	9.0	11	4	4	4	7	1	0	0	18	(.297)	(1.67)	1	0	0	1	0	41	0	0	5.47
6/18	COLUMBUS	W 6-4	9.0	6	4	4	5	9	2	1	0	10	(.194)	(1.22)	2	0	0	0	0	37	1	0	5.37
6/20	@ Rochester	L 5-4	8.0	7	5	5	5	13	1	0	1	11	(.233)	(1.50)	1	1	1	0	0	36	0	1	5.38
6/21	@ Rochester	W 7-3	9.0	7	3	2	2	8	1	0	1	11	(.219)	(1.00)	1	0	0	0	0	36	0	0	5.33
6/22	@ Rochester	W 8-4	9.0	8	4	4	5	7	1	0	3	18	(.229)	(1.44)	1	0	0	0	0	40	0	0	5.31
6/23	@ Rochester	W 4-2	9.0	5	2	1	5	7	1	1	0	8	(.167)	(1.11)	0	0	2	2	0	38	1	1	5.24

DATE	OPPONENT	RESULT	AB	R	H	TB	2B	3B	HR	XBH	RBI	BB	IBB	SO	SB	CS	HBP	SAC	SF	GIDP	LOB	AVG (SEASON)	
3/31	@ Indianapolis	W 8-6	40	8	12	16	2	1	0	2	8	9	0	12	3	0	0	0	0	0	14	300	
4/1	@ Indianapolis	W 12-1	42	12	16	24	2	1	0	2	12	6	0	10	3	0	0	0	0	0	11	341	
4/2	@ Indianapolis	W 8-3	39	8	12	22	1	0	3	4	8	4	0	5	2	0	1	0	0	0	9	331	
4/4	TOLEDO	L 9-2	29	2	6	18	1	0	1	3	2	4	0	10	1	1	0	0	0	4	6	307	
4/5	TOLEDO	L 7-6	34	6	7	15	0	0	2	3	3	3	0	12	2	1	0	0	0	1	4	293	
4/6	TOLEDO	W 8-5	32	9	12	18	3	0	1	4	8	4	0	11	0	0	0	0	1	1	6	282	
4/7	TOLEDO	W 9-4	34	9	12	18	3	0	1	4	8	4	0	11	0	0	0	0	1	1	6	292	
4/8	TOLEDO	W 13-8	36	13	12	26	2	0	4	6	13	5	0	9	0	0	0	0	0	0	4	297	
4/9	TOLEDO	L 8-2	33	2	6	11	2	0	1	3	2	6	0	12	0	0	2	0	0	0	12	285	
4/11	@ Iowa	L 9-6	38	6	10	20	4	0	2	6	6	1	0	6	0	0	0	0	0	0	6	283	
4/12	@ Iowa	W 10-6	38	10	12	29	5	0	4	9	10	3	0	9	1	1	0	0	0	0	5	286	
4/13	@ Iowa	L 14-1	31	1	6	12	3	0	1	4	1	1	0	4	0	0	0	0	0	1	4	279	
4/14	@ Iowa	W 11-8	38	11	11	14	3	0	0	3	10	7	0	7	5	1	2	0	1	0	10	280	
4/18	GWINNETT	L 4-1	31	1	7	10	3	0	0	3	1	3	0	7	10	0	0	0	0	1	8	277	
4/19	GWINNETT	L 4-3	31	2	6	14	2	0	2	4	2	7	0	7	2	0	0	0	0	1	5	272	
4/20	GWINNETT	L 9-3	27	3	3	4	1	0	0	1	3	11	0	10	2	0	0	0	2	1	10	264	
4/21	GWINNETT	L 7-3	35	3	9	13	1	0	1	2	3	4	0	8	1	0	0	0	0	1	9	264	
4/22	GWINNETT	L 5-2	27	3	4	8	3	0	0	2	2	4	0	8	0	1	0	0	0	3	2	259	
4/23	GWINNETT	W 15-5	31	12	15	3	0	0	1	2	5	4	0	7	6	1	0	0	0	0	2	248	
4/25	@ Nashville	L 8-3	29	3	5	6	1	0	0	1	3	3	0	12	0	0	1	0	0	2	3	261	
4/26	@ Nashville	L 5-0	30	0	4	5	1	0	0	1	0	2	0	7	3	0	0	0	0	2	5	255	
4/27	@ Nashville	W 2-1	33	2	5	13	2	0	1	3	2	2	0	11	2	1	0	0	0	1	3	255	
4/28	@ Nashville	L 4-3	37	3	5	5	0	0	1	0	0	8	0	9	2	1	0	0	0	1	3	251	
4/29	@ Nashville	L 5-5 (10)	30	5	8	15	4	0	0	0	9	4	0	8	0	0	0	0	0	2	6	248	
4/30	@ Nashville	W 10-6	34	10	11	23	3	0	3	6	10	7	0	9	3	0	1	1	3	1	9	253	
5/2	LOUISVILLE	L 10-4	33	4	6	9	1	0	0	2	4	7	0	10	0	1	1	0	0	1	10	250	
5/3	LOUISVILLE	L 7-4	34	10	10	13	3	0	0	3	4	2	0	6	0	0	0	0	0	3	5	252	
5/4	LOUISVILLE	L 12-10	40	10	11	17	3	0	0	4	8	6	0	13	6	0	0	0	0	11	1	249	
5/5	LOUISVILLE	W 6-2	30	6	5	12	1	0	2	3	6	3	0	10	3	0	0	0	0	0	3	250	
5/6	LOUISVILLE	W 11-9	31	11	12	16	1	0	1	2	10	6	0	6	2	1	4	1	1	0	8	254	
5/7	LOUISVILLE	L 4-3	35	3	8	17	1	1	2	4	3	2	0	10	2	0	0	0	0	0	7	253	
5/9	@ Scranton/WB	L 14-2	31	2	4	8	1	1	1	2	1	0	0	8	3	0	0	0	0	1	2	250	
5/10	@ Scranton/WB	L 4-3	30	3	5	11	1	0	1	3	0	7	0	5	3	0	0	0	0	1	0	9	247
5/11	@ Scranton/WB	W 4-3 (11)	36	4	4	8	1	0	1	2	2	7	0	9	3	0	1	0	0	2	6	243	
5/12	@ Scranton/WB	W 3-2	32	3	8	10	2	0	0	2	3	2	0	7	1	1	0	0	1	0	5	243	
5/13	@ Scranton/WB	L 8-6	37	6	14	21	4	1	3	5	6	1	0	8	3	1	1	0	0	0	6	248	
5/14	@ Scranton/WB	L 7-4	33	6	7	20	2	1	3	6	2	0	0	13	2	1	0	3	0	0	6	247	
5/16	TOLEDO	W 6-2	36	2	9	10	1	0	0	1	2	8	0	12	2	0	0	0	0	0	15	247	
5/17	TOLEDO	W 16-8	41	16	18	34	7	0	3	10	15	5	0	9	3	0	2	0	0	1	8	253	
5/18	TOLEDO	W 9-0	36	9	14	20	3	0	1	4	9	4	0	7	0	0	1	0	0	2	9	256	
5/19	TOLEDO	W 9-1	32	9	12	18	4	1	0	5	8	8	0	7	5	0	1	0	0	0	8	259	
5/20	TOLEDO	W 7-2	29	7	2	7	0	0	1	7	0	1	0	6	2	0	0	0	0	0	8	259	
5/21	TOLEDO	W 8-4	35	8	12	28	2	1	4	7	7	6	0	6	2	0	0	0	0	1	9	257	
5/23	@ St. Paul	W 6-1	35	6	10	18	5	0	1	6	6	4	0	11	0	0	0	0	1	2	7	258	
5/24	@ St. Paul	L 6-5	38	5	11	15	1	0	1	2	5	6	0	12	1	1	2	0	0	1	12	259	
5/25	@ St. Paul	L 8-6	36	6	10	16	3	0	1	3	6	7	0	7	6	0	1	0	0	1	12	259	
5/26	@ St. Paul	L 6-4	32	6	9	11	1	0	0	1	3	8	0	7	7	0	0	0	0	2	8	259	
5/27	@ St. Paul	L 14-1	28	1	6	9	0	0	1	1	1	7	0	8	0	2	1	0	0	4	8	253	
5/28	@ St. Paul	L 10-6	34	6	11	12	1	0	1	5	3	0	0	5	2	0	0	0	0	4	4	260	
5/30	MEMPHIS	W 7-4	34	7	11	24	4	1	2	7	0	3	0	10	3	0	1	0	0	1	6	261	
5/31	MEMPHIS	L 9-4	37	4	9	9	0	0	0	0	7	3	0	10	3	0	1	0	0	1	8	261	
6/1	MEMPHIS	L 12-6	34	6	9	20	2	0	3	5	6	6	0	10	1	0	1	0	0	2	8	261	
6/2	MEMPHIS	W 10-9 (10)	40	10	13	20	4	0	1	5	9	3	0	8	4	1	0	2	1	0	8	263	
6/3	MEMPHIS	L 4-2	31	2	6	7	1	0	0	1	6	0	0	11	0	0	0	0	0	1	8	261	
6/4	@ Indianapolis	L 6-5	37	5	12	13	1	0	0	1	4	2	0	8	2	0	0	0	0	4	2	11	263
6/6	@ Indianapolis	L 4-3	32	4	8	13	2	0	0	4	2	8	0	5	2	1	0	1	0	0	5	263	
6/7	@ Indianapolis	W 9-7	33	9	10	16	3	0	1	4	9	10	0	7	5	0	1	0	2	2	10	263	
6/8	@ Indianapolis	W 15-7	36	15	12	18	3	0	1	4	15	11	0	11	4	0	0	0	3	0	8	264	
6/9	@ Indianapolis	W 6-2	39	6	12	19	3	0	1	4	6	0	0	8	2	0	1	0	0	1	7	266	
6/10	@ Indianapolis	W 8-5	37	8	13	18	3	0	0	4	8	10	0	10	1	0	0	0	0	0	13	266	
6/13	COLUMBUS	W 6-5	29	6	12	14	1	0	2	3	6	4	0	10	2	0	1	0	0	1	4	266	
6/14	COLUMBUS	W 6-1	26	6	5	16	2	0	3	5	6	6	0	7	2	0	1	1	1	0	5	265	
6/15	COLUMBUS	W 4-2	29	4	6	18	5	0	1	0	1	4	0	8	2	0	1	0	0	1	0	5	265
6/16	COLUMBUS	W 4-1	30	4	10	18	5	0	1	6	4	3	0	7	0	0	0	0	0	1	10	266	
6/17	COLUMBUS	W 13-4	37	13	15	23	2	0	2	4	13	9	0	10	0	0	0	0	0	1	7	270	
6/18	COLUMBUS	W 6-4	34	6	13	23	4	0	2	6	6	1	0	7	1	0	2	0	0	1	7	270	
6/20	@ Rochester	L 5-4	31	4	7	8	1	0	0	1	4	7	0	10	0	2	0	0	1	1	8	269	
6/21	@ Rochester	W 7-3	35	7	10	13	3	0	0	3	7	6	0	8	0	0	0	0	0	2	7	269	
6/22	@ Rochester	W 8-4	37	8	11	16	2	0	1	4	7	3	0	12	2	0	0	0	1	6	7	270	
6/23	@ Rochester	W 4-2	33	4	7	12	2	0	1	3	3	2	0	8	0	0	1	1	0	0	6	269	
6/24	@ Rochester	L 3-2	30	2	5	11	1	1	1	3	2	6	0	11	1	0	0	1	0	1	8	268	
6/25	@ Rochester	W 7-3	33	7	5	10	1	0	0	1	2	7	0	10	3	1	0	1	2	1	5	268	
6/28	IOWA	W 6-2	30	2	5	9	0	0	0	1	2	3	0	9	1	0	0	1	0	1	1	267	
6/29	IOWA	W 8-3	34	8	12	28	5	1	3	9	8	7	0	11	0	0	0	0	0	0	11	268	
6/30	IOWA	L 6-5	37	5	9	12	3	0	0	3	3	4	0	12	1	0	1	0	0	1	10	267	
7/2 [G1]	IOWA	W 11-1 (7)	31	11	16	27	5	0	2	7	11	3	0	7	0	0	1	0	0	2	6	270	
7/2 [G2]	IOWA	L 6-2 (7)	26	2	6	11	2	0	1														

HITTING

SERIES	OPPONENT	DATES	AVG	G	AB	R	H	TB	2B	3B	HR	RBI	BB	IBB	SO	SB	CS	OBP	SLG	OPS	PA	SAC	SF	HBP	GIDP
SERIES 1	@ Indianapolis	3/31 - 4/2	.331	3	121	28	40	62	5	1	5	28	19	0	27	10	0	.420	.512	.932	143	0	2	1	0
SERIES 2	TOLEDO	4/4 - 4/9	.258	6	198	37	51	100	9	2	12	34	28	0	61	5	2	.355	.505	.860	231	0	2	3	7
SERIES 3	@ Iowa	4/11 - 4/16	.269	4	145	28	39	75	15	0	7	27	12	0	26	6	2	.335	.517	.852	161	0	1	3	1
SERIES 4	GWINNETT	4/18 - 4/23	.225	6	182	16	41	64	11	0	4	16	29	0	50	11	3	.330	.352	.682	215	0	3	1	7
SERIES 5	@ Nashville	4/25 - 4/30	.212	6	193	23	41	67	11	0	5	21	20	0	52	11	1	.292	.347	.639	220	1	3	3	9
SERIES 6	LOUISVILLE	5/2 - 5/7	.256	6	203	38	52	84	10	2	6	35	24	0	48	13	2	.349	.414	.763	236	1	2	6	4
SERIES 7	@ Scranton/WB	5/9 - 5/14	.211	6	199	24	42	78	11	2	7	20	20	0	50	12	4	.290	.392	.682	224	0	2	3	3
SERIES 8	TOLEDO	5/16 - 5/21	.321	6	209	45	67	112	17	2	8	42	38	0	56	14	1	.433	.536	.969	252	0	1	4	5
SERIES 9	@ St. Paul	5/23 - 5/28	.276	6	203	30	56	79	11	0	4	26	35	0	49	16	4	.391	.389	.780	243	0	1	4	14
SERIES 10	MEMPHIS	5/30 - 6/4	.286	6	213	34	61	93	12	1	6	28	24	0	52	10	3	.365	.437	.802	243	2	1	3	7
SERIES 11	@ Indianapolis	6/6 - 6/11	.311	5	177	43	55	84	14	0	5	42	33	1	39	21	1	.414	.475	.889	221	1	7	3	3
SERIES 12	COLUMBUS	6/13 - 6/18	.303	6	185	39	56	102	14	1	10	39	26	0	49	7	1	.397	.551	.948	220	1	3	5	4
SERIES 13	@ Rochester	6/20 - 6/25	.246	6	199	32	49	70	10	1	3	28	31	0	59	6	3	.349	.352	.701	237	2	3	2	6
SERIES 14	IOWA	6/28 - 7/3	.279	6	190	34	53	93	17	1	7	30	23	1	57	5	2	.364	.489	.853	218	1	1	3	4
SERIES 15	@ Gwinnett	7/4 - 7/9	.250	5	168	22	42	73	12	2	5	21	20	0	44	10	3	.325	.435	.760	191	0	3	0	3
SERIES 16	INDIANAPOLIS	7/14 - 7/16	.280	3	107	17	30	56	2	0	8	16	12	0	24	1	0	.364	.523	.887	121	0	0	2	1
SERIES 17	ST. PAUL	7/18 - 7/23	.254	6	193	26	49	75	12	4	2	25	23	2	39	7	1	.336	.389	.725	220	0	2	2	3
SERIES 18	@ Columbus	7/25 - 7/30	.230	6	200	29	46	84	8	0	10	27	38	0	43	3	4	.357	.420	.777	244	0	3	3	2
SERIES 19	@ Louisville	8/1 - 8/6																							
SERIES 20	IOWA	8/8 - 8/13																							
SERIES 21	@ Toledo	8/15 - 8/20																							
SERIES 22	ST. PAUL	8/22 - 8/27																							
SERIES 23	LOUISVILLE	8/29 - 9/3																							
SERIES 24	@ Iowa	9/5 - 9/10																							
SERIES 25	INDIANAPOLIS	9/12 - 9/17																							
SERIES 26	@ Columbus	9/19 - 9/24																							

PITCHING

SERIES	OPPONENT	DATES	W	L	ERA	G	GS	CG	SHO	GF	HLD	SV	SVO	IP	H	R	ER	HR	HB	BB	IBB	SO	AVG	WP	BK	GIDP
SERIES 1	@ Indianapolis	3/31 - 4/2	3	0	3.33	3	3	0	3	0	1	1	1	27.0	27	10	10	2	3	9	0	25	.273	0	1	9
SERIES 2	TOLEDO	4/4 - 4/9	2	4	6.67	6	6	0	0	6	0	0	1	54.0	69	44	40	11	4	30	0	56	.303	2	1	6
SERIES 3	@ Iowa	4/11 - 4/16	2	2	9.00	4	4	0	0	4	2	1	1	34.0	41	37	34	8	6	17	1	42	.289	1	0	1
SERIES 4	GWINNETT	4/18 - 4/23	1	5	4.50	6	6	0	0	6	3	1	1	54.0	55	34	27	5	2	24	0	39	.268	10	1	6
SERIES 5	@ Nashville	4/25 - 4/30	2	4	4.85	6	6	0	0	6	6	1	4	52.0	57	30	28	5	3	26	0	43	.284	3	0	4
SERIES 6	LOUISVILLE	5/2 - 5/7	2	4	6.83	6	6	0	0	6	3	2	3	54.0	64	44	41	14	2	26	0	53	.298	4	1	2
SERIES 7	@ Scranton/WB	5/9 - 5/14	3	3	5.57	6	6	0	0	6	7	2	5	53.1	53	34	33	10	5	36	2	58	.272	3	0	9
SERIES 8	TOLEDO	5/16 - 5/21	4	2	3.83	6	6	0	1	6	3	0	0	54.0	55	26	23	8	5	22	0	55	.266	5	0	7
SERIES 9	@ St. Paul	5/23 - 5/28	2	4	5.94	6	6	0	0	6	1	1	3	50.0	58	43	33	6	3	29	0	51	.286	0	0	2
SERIES 10	MEMPHIS	5/30 - 6/4	2	4	6.71	6	6	0	0	6	4	1	3	55.0	55	46	41	13	0	39	0	56	.255	4	0	6
SERIES 11	@ Indianapolis	6/6 - 6/11	5	0	4.60	5	5	0	0	5	2	2	2	45.0	44	23	23	3	1	29	0	55	.254	1	0	4
SERIES 12	COLUMBUS	6/13 - 6/18	6	0	2.83	6	6	0	0	6	6	3	4	54.0	41	17	17	5	3	25	0	47	.209	4	0	5
SERIES 13	@ Rochester	6/20 - 6/25	4	2	3.10	6	6	0	0	6	7	1	2	52.1	46	20	18	7	3	26	1	51	.234	4	1	2
SERIES 14	IOWA	6/28 - 7/3	2	4	5.58	6	6	0	0	6	1	0	1	50.0	41	32	31	10	0	31	0	58	.225	1	0	5
SERIES 15	@ Gwinnett	7/4 - 7/9	1	4	5.14	5	5	0	0	5	1	1	4	42.0	35	29	24	5	3	27	1	41	.227	1	0	3
SERIES 16	INDIANAPOLIS	7/14 - 7/16	1	2	9.00	3	3	0	0	3	0	0	0	27.0	36	27	27	8	1	22	1	30	.330	2	0	3
SERIES 17	ST. PAUL	7/18 - 7/23	4	2	4.17	6	6	0	1	6	0	1	1	54.0	41	25	25	6	8	26	0	49	.210	5	1	2
SERIES 18	@ Columbus	7/25 - 7/30	4	2	5.19	6	6	0	0	6	4	3	3	52.0	47	31	30	9	0	27	0	53	.239	3	0	4
SERIES 19	@ Louisville	8/1 - 8/6																								
SERIES 20	IOWA	8/8 - 8/13																								
SERIES 21	@ Toledo	8/15 - 8/20																								
SERIES 22	ST. PAUL	8/22 - 8/27																								
SERIES 23	LOUISVILLE	8/29 - 9/3																								
SERIES 24	@ Iowa	9/5 - 9/10																								
SERIES 25	INDIANAPOLIS	9/12 - 9/17																								
SERIES 26	@ Columbus	9/19 - 9/24																								

 SERIES WINS: 7 (3 at Home, 4 on Road)

 SERIES LOSSES: 9 (6 at Home, 3 on Road)

 SERIES SPLITS: 2 (2 on Road)

STARTING PITCHERS

SERIES	OPPONENT	DATES	W	L	ERA	G	CG	SHO	IP	H	R	ER	2B	3B	HR	TB	BB	IBB	SO	WHIP	AVG	HBP	WP	BK	GDP	K/BB	NP	NS	TBF
SERIES 1	@ Indianapolis	3/31 - 4/2	0	0	6.55	3	0	0	11.0	13	8	8	2	1	2	23	4	0	13	1.55	.295	2	0	0	2	3.25	187	118	50
SERIES 2	TOLEDO	4/4 - 4/9	1	3	4.97	6	0	0	25.1	31	16	14	7	1	4	52	12	0	22	1.70	.290	0	1	0	3	1.83	484	299	120
SERIES 3	@ Iowa	4/11 - 4/16	0	2	17.51	4	0	0	12.1	20	24	24	6	0	7	47	10	0	16	2.43	.357	1	0	0	1	1.60	280	170	68
SERIES 4	GWINNETT	4/18 - 4/23	1	2	3.55	6	0	0	33.0	29	17	13	6	2	2	45	14	0	21	1.30	.246	0	3	0	5	1.50	514	321	137
SERIES 5	@ Nashville	4/25 - 4/30	1	2	5.23	6	0	0	31.0	32	18	18	8	1	4	54	11	0	20	1.39	.274	1	1	0	2	1.82	534	348	132
SERIES 6	LOUISVILLE	5/2 - 5/7	1	3	8.13	6	0	0	27.2	37	25	25	5	1	10	74	9	0	21	1.66	.325	1	0	0	1	2.33	478	308	125
SERIES 7	@ Scranton/WB	5/9 - 5/14	1	1	5.92	6	0	0	24.1	28	16	16	8	0	5	51	15	0	24	1.77	.298	2	0	0	2	1.60	458	279	111
SERIES 8	TOLEDO	5/16 - 5/21	1	1	5.26	6	0	0	25.2	32	15	15	9	0	6	59	12	0	20	1.71	.311	1	2	0	4	1.67	456	271	116
SERIES 9	@ St. Paul	5/23 - 5/28	2	1	3.33	6	0	0	27.0	26	10	10	5	0	0	31	10	0	21	1.33	.255	0	0	0	2	2.10	432	278	112
SERIES 10	MEMPHIS	5/30 - 6/4	1	2	6.00	6	0	0	30.0	33	23	20	6	1	10	71	14	0	29	1.57	.277	0	2	0	3	2.07	555	336	135
SERIES 11	@ Indianapolis	6/6 - 6/11	3	0	5.25	5	0	0	24.0	24	14	14	5	2	3	42	13	0	27	1.54	.258	1	0	0	2	2.08	419	253	107
SERIES 12	COLUMBUS	6/13 - 6/18	4	0	2.35	6	0	0	30.2	23	8	8	2	0	5	40	13	0	16	1.17	.211	2	1	0	5	1.23	463	288	125
SERIES 13	@ Rochester	6/20 - 6/25	3	0	2.79	6	0	0	29.0	29	11	9	6	0	5	50	7	0	25	1.24	.261	1	1	1	2	3.57	491	324	123
SERIES 14	IOWA	6/28 - 7/3	0	2	5.54	6	0	0	26.0	24	16	16	5	1	6	49	12	0	28	1.38	.250	0	0	0	3	2.33	425	263	108
SERIES 15	@ Gwinnett	7/4 - 7/9	1	0	0.86	5	0	0	21.0	15	2	2	3	0	0	18	6	0	24	1.00	.203	0	0	0	2	4.00	323	204	81
SERIES 16	INDIANAPOLIS	7/14 - 7/16	0	1	11.05	3	0	0	7.1	11	9	9	4	0	3	24	7	0	4	2.45	.367	1	0	0	2	0.57	154	89	38
SERIES 17	ST. PAUL	7/18 - 7/23	0	1	3.95	6	0	0	27.1	26	12	12	7	0	2	39	11	0	26	1.35	.245	2	2	0	1	2.36	495	314	119
SERIES 18	@ Columbus	7/25 - 7/30	3	2	4.26	6	0	0	31.2	25	15	15	2	0	7	48	12	0	24	1.17	.214	0	0	0	2	2.00	512	325	130
SERIES 19	@ Louisville	8/1 - 8/6																											
SERIES 20	IOWA	8/8 - 8/13																											
SERIES 21	@ Toledo	8/15 - 8/20																											
SERIES 22	ST. PAUL	8/22 - 8/27																											
SERIES 23	LOUISVILLE	8/29 - 9/3																											
SERIES 24	@ Iowa	9/5 - 9/10																											
SERIES 25	INDIANAPOLIS	9/12 - 9/17																											
SERIES 26	@ Columbus	9/19 - 9/24																											

RELIEVERS

SERIES	OPPONENT	DATES	W	L	ERA	G	HLD	SV	SVO	IP	H	R	ER	2B	3B	HR	TB	BB	IBB	SO	WHIP	AVG	HBP	WP	BK	GDP	K/BB	NP	NS	TBF	IR	IRS
SERIES 1	@ Indianapolis	3/31 - 4/2	3	0	1.13	3	0	1	1	16.0	14	2	2	4	0	0	18	5	0	12	1.19	.255	1	0	1	7	2.40	218	132	61	1	1
SERIES 2	TOLEDO	4/4 - 4/9	1	1	8.16	6	0	0	1	28.2	38	28	26	9	1	7	70	18	0	34	1.95	.314	4	1	1	3	1.89	579	345	143	7	5
SERIES 3	@ Iowa	4/11 - 4/16	2	0	4.15	4	2	1	1	21.2	21	13	10	8	1	1	34	7	1	26	1.29	.244	5	1	0	0	3.71	374	229	99	4	4
SERIES 4	GWINNETT	4/18 - 4/23	0	3	6.00	6	3	1	1	21.0	26	17	14	5	0	3	40	10	0	18	1.71	.299	2	7	1	1	1.80	379	235	102	5	4
SERIES 5	@ Nashville	4/25 - 4/30	1	2	4.29	6	6	1	4	21.0	25	12	10	2	0	1	30	15	0	23	1.90	.298	2	2	0	2	1.53	414	237	103	14	3
SERIES 6	LOUISVILLE	5/2 - 5/7	1	1	5.47	6	3	2	3	26.1	27	19	16	4	0	4	43	17	0	32	1.67	.267	1	4	1	1	1.88	489	293	121	9	5
SERIES 7	@ Scranton/WB	5/9 - 5/14	2	2	5.28	6	7	2	5	29.0	25	18	17	2	0	5	42	21	2	34	1.59	.248	3	3	0	7	1.62	538	318	126	12	3
SERIES 8	TOLEDO	5/16 - 5/21	3	1	2.54	6	3	0	0	28.1	23	11	8	5	0	2	34	10	0	35	1.16	.221	4	3	0	3	3.50	503	303	119	10	3
SERIES 9	@ St. Paul	5/23 - 5/28	0	3	9.00	6	1	1	3	23.0	32	33	23	5	2	6	59	19	0	30	2.22	.317	3	0	0	0	1.58	498	285	124	8	5
SERIES 10	MEMPHIS	5/30 - 6/4	1	2	7.56	6	4	1	3	25.0	22	23	21	3	0	3	34	25	0	27	1.88	.227	0	2	0	3	1.08	528	308	123	18	9
SERIES 11	@ Indianapolis	6/6 - 6/11	2	0	3.86	5	2	2	2	21.0	20	9	9	3	0	0	23	16	0	28	1.71	.250	0	1	0	2	1.75	388	237	98	14	2
SERIES 12	COLUMBUS	6/13 - 6/18	2	0	3.47	6	6	3	4	23.1	18	9	9	4	1	0	24	12	0	31	1.29	.207	1	3	0	0	2.58	385	252	101	9	3
SERIES 13	@ Rochester	6/20 - 6/25	1	2	3.47	6	7	1	2	23.1	17	9	9	4	1	2	29	19	1	26	1.54	.198	2	3	0	0	1.37	429	255	108	5	0
SERIES 14	IOWA	6/28 - 7/3	2	2	5.63	6	1	0	1	24.0	17	16	15	2	0	4	31	19	0	30	1.50	.198	0	1	0	2	1.58	434	247	107	12	2
SERIES 15	@ Gwinnett	7/4 - 7/9	0	4	9.43	5	1	1	4	21.0	20	27	22	4	0	5	39	21	1	17	1.95	.250	3	1	0	1	0.81	410	227	105	12	7
SERIES 16	INDIANAPOLIS	7/14 - 7/16	1	1	8.24	3	0	0	0	19.2	25	18	18	6	0	5	46	15	1	26	2.03	.316	0	2	0	1	1.73	388	235	96	4	1
SERIES 17	ST. PAUL	7/18 - 7/23	4	1	4.39	6	0	1	1	26.2	15	13	13	2	0	4	29	15	0	23	1.13	.169	6	3	1	1	1.53	433	256	112	15	7
SERIES 18	@ Columbus	7/25 - 7/30	1	0	6.64	6	4	3	3	20.1	22	16	15	3	1	2	33	15	0	29	1.82	.275	0	3	0	2	1.93	421	248	96	11	4
SERIES 19	@ Louisville	8/1 - 8/6																														
SERIES 20	IOWA	8/8 - 8/13																														
SERIES 21	@ Toledo	8/15 - 8/20																														
SERIES 22	ST. PAUL	8/22 - 8/27																														
SERIES 23	LOUISVILLE	8/29 - 9/3																														
SERIES 24	@ Iowa	9/5 - 9/10																														
SERIES 25	INDIANAPOLIS	9/12 - 9/17																														
SERIES 26	@ Columbus	9/19 - 9/24																														

2023 STORM CHASER QUALITY STARTS (16)

STARTER (# IN 2023)	GAME	DEC	IP	H	R	ER	HR	HB	BB	IBB	SO	WP	BK	GIDP	TBF	% K/BF	NP-S	S%	FPS	FPS%	P/IP	CATCHER	
1.	Jonathan Heasley (1)	4/7 vs. Toledo	W	6.0	6	2	2	1	0	2	0	5	0	0	0	26	19.2%	92-61	66.30%	19	73.08%	15.33	Fermin
2.	Mike Mayers (1)	4/18 vs. Gwinnett	–	6.0	3	1	1	0	0	2	0	2	0	0	0	23	8.7%	82-54	65.85%	13	56.52%	13.67	Fermin
3.	Jonathan Heasley (2)	4/19 vs. Gwinnett	L	7.0	7	3	3	1	0	0	0	7	0	0	1	26	26.9%	95-60	63.16%	15	57.69%	13.57	Porter
4.	Austin Cox (1)	4/27 @ Nashville	W	6.0	4	0	0	0	0	3	0	5	0	0	1	22	22.7%	101-62	61.39%	12	54.55%	16.83	Reetz
5.	Drew Parrish (1)	4/28 @ Nashville	–	6.0	1	0	0	0	0	2	0	5	0	0	1	20	25.0%	90-56	62.22%	6	30.00%	15.00	Porter
6.	Mike Mayers (2)	5/5 vs. Louisville	W	6.0	4	1	1	1	0	1	0	5	0	0	0	22	22.7%	79-55	69.62%	14	63.64%	13.17	Reetz
7.	Daniel Lynch (1)	5/23 @ St. Paul	W	6.0	3	0	0	0	0	0	0	5	0	0	0	21	23.8%	61-47	77.05%	14	66.67%	10.17	Porter
8.	Max Castillo (1)	5/28 @ St. Paul	–	6.0	4	1	1	0	0	0	0	4	0	0	0	21	19.0%	69-46	66.67%	12	57.14%	11.50	Reetz
9.	Max Castillo (2)	6/9 @ Indianapolis	W	6.0	4	1	1	1	0	1	0	8	0	0	0	25	32.0%	89-61	68.54%	16	64.00%	14.83	Reetz
10.	Jonathan Heasley (3)	6/13 vs. Columbus	–	6.0	5	2	2	1	0	2	0	4	1	0	0	25	16.0%	93-57	61.29%	15	60.00%	15.50	Reetz
11.	Max Castillo (3)	6/15 vs. Columbus	W	6.0	4	2	2	2	1	0	0	0	0	0	1	21	0.0%	75-51	68.00%	14	66.67%	12.50	Porter
12.	Anthony Veneziano (1)	6/16 vs. Columbus	W	6.1	3	0	0	0	0	3	0	2	0	0	3	23	8.7%	87-56	64.37%	14	60.87%	13.74	Briceno
13.	Max Castillo (4)	6/30 vs. Iowa	–	6.0	3	3	3	2	0	3	0	2	0	0	1	23	8.7%	89-52	58.43%	14	60.87%	14.83	Briceno
14.	Ryan Yarbrough (1)	7/4 @ Gwinnett	–	6.0	3	0	0	0	0	1	0	6	0	0	1	21	28.6%	81-50	61.73%	14	66.67%	13.50	Briceno
15.	Anthony Veneziano (2)	7/23 vs. St. Paul	–	6.0	4	1	1	0	1	0	0	5	0	0	0	23	28.6%	81-56	69.14%	15	65.22%	13.50	Porter
16.	Angel Zerpa (1)	7/26 @ Columbus	–	6.1	3	1	1	0	0	2	0	1	0	0	1	23	28.6%	92-59	64.13%	17	73.91%	14.53	Briceno

2023 REHAB ASSIGNMENTS WITH OMAHA (10)

HITTING

PLAYER	INJURY	DATES	AVG	G	AB	R	H	TB	2B	3B	HR	RBI	BB	IBB	SO	SB	CS	OBP	SLG	OPS	PA	SAC	SF	HBP	GIDP
Drew Waters	Left oblique strain	May 9 - 24	.327	13	52	12	17	33	6	2	2	6	6	0	13	2	0	.397	.635	1.032	58	0	0	0	3
Nicky Lopez	Appendicitis	May 16 - 20	.300	3	10	1	3	4	1	0	0	1	3	0	1	1	0	.462	.400	.862	13	0	0	0	0
Kyle Isbel	Left hamstring strain	June 13 - 25	.290	9	31	7	9	17	2	0	2	6	6	0	6	0	0	.405	.548	.953	37	0	0	0	2
Michael Massey	Left hand laceration	June 30 - July 3	.182	3	11	2	2	3	1	0	0	0	1	0	3	0	0	.250	.273	.523	12	0	0	0	0
Matt Beaty	Concussion	July 19 - July 30	.250	6	20	1	5	8	0	0	1	1	2	0	0	0	0	.348	.400	.748	23	0	0	1	0

PITCHING

PLAYER	INJURY	DATES	W	L	ERA	G	GS	CG	SHO	GF	HLD	SV	SVO	IP	H	R	ER	HR	HB	BB	IBB	SO	AVG	WP	BK	GIDP	TBF
Daniel Lynch	Left rotator cuff strain	May 7 - 23	2	0	3.50	4	4	0	0	0	0	0	0	18.0	19	7	7	3	0	3	0	18	.264	1	0	0	75
Amir Garrett	L. elbow valgus extension overload	June 22 - 28	0	0	10.13	3	0	0	0	0	1	0	0	2.2	3	3	3	1	0	5	0	2	.273	1	0	0	16
Ryan Yarbrough	Head fractures	June 24 - July 4	0	0	1.23	3	3	0	0	0	0	0	0	14.2	9	2	2	1	0	2	0	18	.176	0	0	1	53
Brad Keller	R. shoulder impingement syndrome	June 28 - July 25	0	3	15.00	9	2	0	0	0	0	0	0	9.0	11	17	15	1	1	21	0	5	.324	3	0	1	59
Angel Zerpa	Left shoulder tendinopathy	June 28 - July 13	0	1	3.95	3	3	0	0	0	0	0	0	13.2	14	6	6	2	0	6	0	15	.264	0	0	0	59